

Issued/Distribuée/Publicado: 2013
Catalog/Catalogue/Catalogo: CQ-2061
Supersedes/Remplace/Reemplaza: 1/01/10
MFG Code/Code de Fabricant/Codigo de Fabricante: RBR



Grounds Maintenance Equipment

Équipement pour l'entretien paysager
Equipo para Mantenimiento de Areas Verdes



- Includes Applications for:
- Commercial & Residential Lawn and Garden Power Equipment
 - Farm & Agricultural Equipment

2013

- Comprend des produits pour:
- Équipement électrique commercial ou résidentiel pour pelouse et jardin
 - Équipement agricole

Incluye Aplicaciones de Equipo Motorizado para Césped y Jardines Comerciales y Residenciales



PoweRated Belt Merchandiser

OWN YOUR LAWN & GARDEN BELT MARKET WITH GREAT SUPPORT FROM GATES.


Boost Your V-Belt Sales.

PoweRated® "70" Belt Merchandiser

This attractive and versatile display makes maximum use of available space.

Provides self-service to customers so they can select the correct replacement belt.

- Purchase the assortment and get the display for free.
- Top 70 selling sizes are included.
- Provides 78% coverage on applications in the up to 17 horsepower range.
- Merchandiser includes racks, sign, and number tags plus Belt Length Measuring Tool, Applications Catalog and PoweRated Interchange Guide.
- Display can be ordered without belts. Order Part #91234 (Charge Item).



Part No. 91230
(Pegboard and gondola not included)

There are all kinds of equipment besides cars and trucks that use belts. We can help you grow your lawn and garden belt business with great support programs for BladeRunner®, PoweRated® and TruFlex® belts.

Table of Contents

Featured Product	A2 - A3
Belts and Drive Systems	
Lawn & Garden Belts	A4
Industrial Belts	A5
Heavy-Duty	A6 - A7
Power Sport Recreational Belts	A8
Components	A9
Hose & Systems	
Coolant	A10 - A15
Heater	A16 - A21
Fuel Systems	
Hose	A23 - A26
Oil Systems	A27
Braking Systems	A28
Air Conditioning & Refrigeration Systems	A29
Windshield Washer & Vacuum Systems	A30 - A31
Air & Defroster Systems	A32 - A33
Service Hose	A34 - A35
Exhaust System Hose	A36
Merchandisers & Sales Aids	A37 - A39
Professional-Grade Tools	A40 - A43
Hydraulics	
Featured Products	A44 - A45
Crimpers	A46 - A47
How to Use	A48
Abbreviations	A49
Belts for Riding Mowers	1 - 246
Belts for Walk Behind Mowers	247 - 301
Belts for Compact Tractors	302 - 304
Belts for Snow Blowers/Throwers	305 - 327
Belts for Tillers	328 - 368
Belts for Lawn Equipment	369 - 387
Belts for Lawn Attachments	388 - 423
Belts and Coolant Hose for Combines	425 - 482
Belts and Coolant Hose for Cotton Equipment	483 - 486
Belts and Coolant Hose for Harvesters	487 - 489
Belts and Coolant Hose for Hay Equipment	490 - 491
Belts and Coolant Hose for Sprayers	492 - 493
Belts and Coolant Hose for Tractors	494 - 629
Belts and Coolant Hose for Windrowers	630 - 634
Straight Hose Size List	635 - 636
BladeRunner® Belts	
Listed by Number and Size	637 - 642
Truflex® and PowerRated® - Belt Dimensions	643 - 644
FleetRunner® Micro-V® Belts	
Listed by Number and Size	645 - 649
Micro-V AT® Belts	
Listed by Number and Size	650 - 658
Industrial Micro-V® Belts	
Listed by Number	659
FleetRunner® Heavy-Duty V-Belts	
Listed by Number and Size	660 - 661
XL® Belts	
Listed by Number and Size	662 - 665
Green Stripe® Truck and Bus V-Belts	
Listed by Number and Size	666 - 669
Green Stripe® Truck and Bus Powerband® Belts	
Listed by Number and Size	670 - 671
Hi-Power® II V-Belts	
Listed by Number and Size	672 - 673
Hi-Power® II PowerBand® Belts	
Listed by Number and Size	674
Super HC® V-Belts	
Listed by Number	675
Super HC® PowerBand® Belts	
Listed by Number and Size	676

Issued/Distribuée/Publicado: 2013
 Catalog/Catalogue/Catalogo: CQ-2061
 Supersedes/Remplace/Reemplaza: 1/01/10
 MFG Code/Code de Fabricant/Codigo de Fabricante: RBR

Tri-Power® V-Belts

Listed by Number 677

Special Belts

Listed by Number and Size 678 - 679

Green Stripe® Vulco-Flex® Coolant Hose

Listed by Number and Size 680 - 681

Vulco-Flex® II Coolant Hose

Listed by Number and Size 682 - 683

Changeover Listing - FleetRunner® 684 - 685

Warning

Be safe! Do not use CARQUEST belts, pulleys or sprockets on any aircraft propeller or rotor drive systems or in-flight accessory drives. Those CARQUEST products are not designed or intended for aircraft use.

Caution

Use CARQUEST products only on applications specified in CARQUEST literature. Install and maintain products according to the vehicle manufacturers' recommended procedures and with recommended tools. Failure to follow these instructions could result in injury or property damage. CARQUEST disclaims all liability due to failure to follow these instructions.

Limited Warranty for the Life of the Merchandise

Goods are warranted to be free from defects in material or workmanship for the life of the Goods (or the published recommended replacement interval specified by CARQUEST). CARQUEST will replace or repair, at its option, any Goods proved defective in material or workmanship during the warranty period. This is the sole remedy for breach of warranty. Color fade and color difference is not warranted. This warranty is void if the defect is caused by improper installation, use or maintenance of the Goods, or used for racing or competition. Goods are not warranted to comply with laws that may apply to uses of the Goods not stated in related materials, e.g., use in manned or unmanned aviation or life support applications.

ALL OTHER WARRANTIES, EXPRESS OR IMPLIED, INCLUDING, BUT NOT LIMITED TO WARRANTIES OF MERCHANTABILITY AND FITNESS FOR A PARTICULAR PURPOSE, ARE EXPRESSLY DISCLAIMED. FAILURE TO REPLACE TIMING BELTS OR OTHER CARQUEST PRODUCTS AS SPECIFIED MAY RESULT IN CATASTROPHIC ENGINE OR EQUIPMENT DAMAGE FOR WHICH CARQUEST DISCLAIMS ALL RESPONSIBILITY, TO THE EXTENT PERMITTED BY APPLICABLE LAW.

This publication contains the latest information available to our engineers. If you require additional application or part number information, contact the Automotive Product Application Tech Line at 303-744-5651.



Copyright 2013
 Printed in U.S. of America

CARQUEST Corporation
 Raleigh, NC 27604

Featured Products

BARRICADE[®]

FUEL INJECTION AND CARBURETION HOSE
with GreenShield[®] Technology



COVER: Outstanding ozone and heat resistance

REINFORCEMENT: Textile spiral weave provides best-in-class working psi*

ADHESION LAYER: Serves as a second defense against oil and aggressive fuels

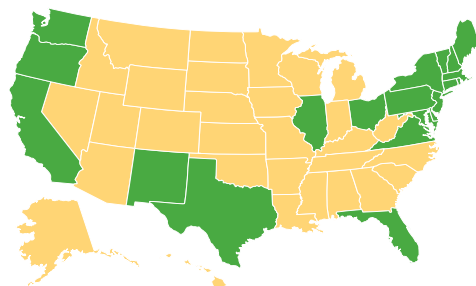
GREENSHIELD[®] BARRIER: Patent-pending thermoplastic material delivers the lowest permeation in the industry

BARRIER TUBE: Fortified to resist high heat and aggressive fuels such as Ethanol

MODERN FUELS REQUIRE MODERN FUEL HOSE.

Installing Barricade protects the system against the aggressive fuel mixtures of today's modern fuels, which can degrade basic rubber hose and result in customer comebacks. Plus with Barricade, you can be assured that you are complying with permeation laws, and providing your customers with the best hose available – all while being environmentally-friendly.

- **BEST-IN-CLASS** working psi of 225 (for fuel injection)
- Lowest permeation rate on the market 1 gr/m²/day
- Exceeds California Air Resources Board (CARB) and EPA requirement
- Multi-fuel compatible: Approved for use with leaded and unleaded Gasoline, Diesel, Biodiesel†, E-85, 100% Methanol, **ETHANOL** and gasohol fuels
- Performs 5x better for permeation than the nearest competitor



■ States that have adopted CARB standards

Don't make a mistake: in CARB-regulated states, it is **ILLEGAL** to "alter the original design of the system." Replacement of OEM hose with general-purpose carburetion hose is considered an alteration.

*Barricade Fuel Injection has a best-in-class working pressure of 225 psi

† Biodiesel fuel must meet the ASTM D6751 specification for biodiesel fuel and be produced, marketed and distributed by BQ9000 accredited facilities.

Featured Products

Choose Barricade as your one solution.

There may be many fuel types, but it's easy to choose the right fuel hose when you choose **BARRICADE**.

BARRICADE FUEL INJECTION



- Fuel injection engines, fuel lines, EEC/EGR, cars and light duty trucks
- Air pump, PCV valve compatible with Gas/Diesel and Ethanol
- Pressure rating: 225 psi [best-in-class]
- Temperature: -40°F to 257°F [-40°C to 125°C] continuous, up to 302°F [150°C] intermittent

Size I.D.	Working psi	2' Clamshell Part #	15' Box Part #	25' Reel Part #	250' Bulk Reel Part #
1/4"	225	27334	27347	27339	27344
5/16"	225	27335	27348	27340	27345
3/8"	225	27336	27349	27341	27346

Do not submerge in fuel.

BARRICADE CARBURETION



- Carbureted engines [pre-1985] and small engines
- EEC/EGR, air pump, PCV valve, charcoal canister
- Pressure rating: 50 psi [35 psi for 1/2" ID]
- Temperature: -40°F to 257°F [-40°C to 125°C]

Size I.D.	Working psi	2' Clamshell Part #	25' Reel Part #	250' Bulk Reel Part #
3/16"	50	27302	27312	27321
1/4"	50	27303	27313	27323
5/16"	50	27304	27314	27324
3/8"	50	27305	27315	27325
1/2"	35	27306	27316	27326

WARNING: Do not use on pressure lines on fuel injection systems or cooling system applications.
Do not submerge in fuel.

CARQUEST offers a full line of hose products including vapor fuel hose, submersible hose and marine hose. Contact your local CARQUEST representative for more information or pricing.

Belts & Drive Systems

Lawn & Garden Belts

BladeRunner® Belts

An aftermarket belt designed and applied to specific unique applications providing exact OEM fit, construction and performance of leading lawn and garden equipment manufacturers. Built to withstand the rigorous start and stop operation of outdoor power equipment.



- Meets or exceeds the performance of each specific application.
- Utilizes aramid cord construction in most cases.
- Smooth operation during frequent and severe shock loads.
- Reduces costly downtime and labor associated with replacing a belt.
- Superior performance over fractional horsepower belts on recommended applications.

PoweRated® V-Belts

These green belts are an alternative to conventional light-duty belts, with high performance construction delivering more horsepower, less stretch and providing longer service life. PoweRated® belts are suitable for outdoor power equipment, appliances and industrial applications where Fractional Horsepower (FHP) belts are typically used.




- Bareback construction for smooth clutching on shock loaded, backside-idler driven equipment.
- Aramid tensile cords combine limited stretch with extraordinary strength and durability.
- Meets RMA oil and heat resistant standards.

Note: PoweRated® V-Belts can be substituted for equivalent sizes of Truflex® V-Belts.

Note: PoweRated® belts do not meet RMA requirements for static conductivity.

Truflex® V-Belts

Truflex® belts feature superior length stability for minimal take-up requirements. Suitable for all industrial light duty applications, usually using fractional horsepower (FHP) motors.



- CARQUEST curves provide proper cord support and full contact with the sheave-groove for uniform loading, uniform wear and increased belt life.
- Flex-bonded cords are strongly bonded to the body of the belt resulting in equal load distribution and the absorption of bending stress without cord deterioration.
- The Flex-Weave® cover is a patented construction for longer cover life, providing extended protection to the core of the belt from oil, dirt and heat.
- Meets or exceeds RMA standards for static conductivity and heat and oil resistance.

Note: Truflex® belts are offered in cross sections 2L [0], 3L [1], 4L [2], 5L [3].

Belts & Drive Systems

Industrial Belts

Super HC® and Super HC® Molded Notch V-Belts


Recommended for use on special drives where space and weight limitations are critical. These “narrow” cross-sections can transmit up to three times the horsepower of the classical cross-sections [A, B, C and D] in the same amount of drive space. Suitable for all industrial applications, particularly where space, weight and horsepower capacity are critical.



- CARQUEST curves provide proper cord support and full contact with the sheave-groove for uniform loading, uniform wear and increased belt life.
- Flex-bonded cords are strongly bonded to the body of the belt resulting in equal load distribution and the absorption of bending stress without cord deterioration.
- The Flex-Weave® cover is a patented construction for longer cover life, providing extended protection to the core of the belt from oil, dirt, and heat.
- Meets or exceeds RMA standards for static conductivity and heat and oil resistance.

Industrial Micro-V® Belts (J, L and M Series)

Exclusive truncated (shortened) profile gives Micro-V® belts increased flexibility, reduced heat buildup and allows performance at higher speeds on smaller diameter sheaves. Well suited for applications such as appliances, outdoor power equipment, roller conveyors, machine tools, medical equipment and exercise equipment.



- Fiber reinforced ribs for excellent wear resistance.
- High modulus, low stretch tensile member for added strength and dependability.
- Smooth running for minimal vibration at high speeds.
- Meets or exceeds RMA standards for static conductivity and heat and oil resistance.

Super HC® and Super HC® Molded Notch PowerBand® V-Belts

The PowerBand® construction allows multiple belts to function as a single unit, with even load distribution and each strand fitting securely in the sheave groove. Recommended for multiple V-belt drives exposed to pulsating or heavy shock loads which can make belts whip, turn over or jump off the drive.



- The tie band assures high lateral rigidity, guiding the belt in a straight line and preventing it from coming off the drive.
- Concave sidewalls provide proper cord support and full contact with the sheave-groove for equal loading and uniform wear.
- Flex-bonded cords are strongly bonded to the body of the belt resulting in equal load distribution and the absorption of bending stress without cord deterioration.
- Meets or exceeds RMA standards for static conductivity and heat and oil resistance.

Belts & Drive Systems

Heavy-Duty

FleetRunner® Heavy-Duty V-Belts

Patented EPDM construction with distinct green overcord built specifically for more durability and longer life on heavy duty drives.

- Outperforms the competition on the most troublesome drives.
- Special compound provides un-matched flexibility, stability, load carrying capacity and belt life.
- Patented material provides peak performance at extreme prolonged operating temperatures.
- Heavy-duty construction resists cracking and wear.
- Oil and heat resistant.
- Unique undercord notch pattern offers increased flexibility for smaller diameter pulleys.
- Available in over 70 sizes.

FleetRunner® Micro-V® Belts

Designed for the toughest applications, FleetRunner® construction provides superior flexibility, stability, load capacity and unsurpassed belt life. Patented materials deliver peak performance at extreme prolonged operating temperatures making this belt the ultimate problem solver. An advanced blend of EPDM rubber technology withstands the modern threats of deterioration from increased exposure to ozone and water-based coolants. FleetRunner® does this all while providing the lowest cost per mile for fleets, including $\frac{3}{4}$ & 1 ton pickups.

- Belt of choice by fleets, including $\frac{3}{4}$ & 1 ton pickups.
- Lowest cost per mile.
- Consistently outperforms all competitors.
- Outstanding crack resistance at extreme temperatures.
- Problem-solver designed for the toughest applications.

Green Stripe® Micro-V AT® Belts

Long wearing fiber-loaded stocks with greater load-carrying capacity designed for demanding, heavy-service drives. Designed for replacing original belts on serpentine drives and other heavy-duty V-ribbed belt applications.

- Special belt constructions eliminate belt noise, reduce tension loss and solve problem drive applications.
- Extra heavy-duty construction resists cracking and wear.
- Precision ground to assure optimum belt-to-pulley fit.
- Special formation process for precise dimensional control.
- Reinforced with stretch-resistant, thermally active polyester tensile members.
- Meets or exceeds SAE J1459 specifications.

Green Stripe® PowerBand® Belts

Designed for problem, heavy-duty, heavily vibrating applications requiring belt sets. Tie-band feature joining belts together ensures stability lacking in ordinary belt sets.

- Even load distribution between strands provides better shock load absorption.
- Belt cannot turn over or slip off drive.
- Unique tensile cord design gives belt extra strength, added flexibility and shock-load resistance.
- Molded notches reduce bending stress, especially on small diameter pulleys, while dissipating heat.
- Meets or exceeds SAE J1459 specifications.


Belts & Drive Systems

Heavy-Duty

Green Stripe® Truck and Bus Series V-Belts

Specifically designed for heavy-duty truck, bus and off-road equipment applications. Absorbs normal shock loads without damage to belt.

- Special tensile cords give high stretch resistance.
- Special notch design resists cracking while providing tensile member support during operation.
- Oil and heat-resistant construction throughout.
- Meets SAE J636b and SAE J637 specifications.



Green Stripe® XL® V-Belts

Premium quality replacement belts for heavy-duty engines.


- Fiber loaded rubber stock puts added flexibility along belt's length, yet affords greater lateral stability.
- Variable notch pattern causes belt to run cooler, quieter and with less bending stress.
- Precision V-forming process assures exact size and angle control.
- High tenacity tensile cords and special layer of reinforcement for long, maintenance-free performance when belt is properly installed and tensioned.
- Meets or exceeds SAE 636 specifications.
- Meets or exceeds RMA standards for static conductivity.



Hi-Power® II Belts

Featuring a composite, multi-purpose construction, these belts resist oil and heat, ozone, sunlight, weather and aging. Suitable for all industrial applications, including v-flat drives.

- CARQUEST Curves provide proper cord support and full contact with the sheave-groove for uniform loading, uniform wear and increased belt life.
- Flex-bonded cords are strongly bonded to the body of the belt resulting in equal load distribution and the absorption of bending stress without cord deterioration.
- The Flex-Weave® Cover is a patented fabric construction for longer cover life, providing extended protection to the belt core from oil, dirt and heat.
- Meet or exceed RMA standards for static conductivity and oil and heat resistance.




Tri-Power® Belts

Constructed with CARQUEST proprietary construction, this belt has a superior combination of flex and load carrying capacity, as well as less stretch resulting in less maintenance. This provides superior performance on the toughest heavy-duty A, B and C Section industrial drives. Suitable for all industrial applications, particularly where small or sub-minimal sheave diameters are required.

- Notches molded into the belt during manufacturing make this belt well suited for drives with smaller diameter sheaves.
- Belt edge is machined for even sheave groove contact resulting in less slip and wear.
- Flex-bonded cords are strongly bonded to the body of the belt resulting in equal load distribution and the absorption of bending stress without cord deterioration.
- Meets RMA oil and heat resistant standards.
- Meets RMA static conductivity requirements.

Note: Tri-Power® belts are available in AX, BX, and CX sizes.

Tri-Power® belts longer than 210 inches are a banded, cut notch construction.




Belts & Drive Systems

Power Sport Recreational Belts

G-Force® CVT Belts


CARQUEST G-Force® belts are the first of a new generation of Continuously Variable Transmission (CVT) belts. Designed using Finite Element Analysis (FEA) techniques, the latest construction, materials and measuring technology G-Force® drive belts are designed for superior fit, performance and durability for today's recreational and utility all-terrain equipment. Identical to OEM, G-Force® belts are constructed with double or single cog designs to match the OEM belt. Extreme testing, in controlled environments as well as on race vehicles, has proven the G-Force® belt to be high performing and durable, with no clutching adjustments necessary at installation.



- OEM constructed drop-in belt with no clutching adjustments.
- Tested under extreme conditions in controlled environments as well as on race vehicles.
- Viability testing completed to match shift curves.
- Dynamometer testing proves G-Force® belts outlast other high-performance belts by as much as five times.
- Advanced aramid tensile cords and reinforced fiber loaded undercord are used in construction for durability and dependability.
- Proprietary measuring technology assures exact fit.

POWERLINK® Belts


CARQUEST POWERLINK® drive belts are specially designed for a variety of motorized Continuous Variable Transmission (CVT) applications including street legal step-through scooters and Go-Karts. POWERLINK® belts are available in two types:



- Conventional belt offers OE-equivalent performance and durability.
- Premium belt provides longer durability for high performance applications.

Xtreme® High Performance Snowmobile Belts

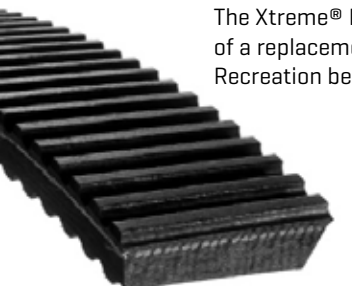
Designed to meet the toughest rider demands and hyper sled action. Offers better fit and flexibility using advanced composite technology.



- Aramid cords for unsurpassed strength and flexibility.
- Gives top performance even at -30°F [-34°C].
- Maximum clutch efficiency.
- Extra long life and dependability in deep powder or hard pack conditions.

Xtreme® Recreation Belts

The Xtreme® Recreation belt offers the advantage of a performance-oriented belt, along with the drop-in ease of a replacement product that requires no clutch re-calibration. Truly the blending of "both worlds", Xtreme® Recreation belts will satisfy the needs of all but the most aggressive rider.



- Double-cog design to dissipate heat faster and increase belt life.
- Greater flexibility cuts energy loss allowing more horsepower.
- Thicker cross-section means more surface contact, resulting in less slippage for quicker acceleration.

Belts & Drive Systems Components

DriveAlign® Automatic Belt Tensioners

CARQUEST is a global leader in Original Equipment (OE) System Design. With a full line of over 500 tensioners globally, you can count on CARQUEST to supply premium quality DriveAlign® Automatic Belt Tensioners. CARQUEST ensures that every tensioner they manufacture is built to rigid tolerances and specifications that guarantee OE fit, form and function.



- Full line coverage for Import, Domestic and Heavy-Duty applications.
- Looks, fits and functions just like the OE.
- Manufactured using the same technology as Original Equipment Manufacturer (OEM) part, assuring a factory match.
- Patented vibration damping system improves tensioners, belts and accessory life.
- Torsional round spring design provides consistent tension and does not allow contamination.
- Comprehensive line includes parts to fit cars, vans, SUV's and light trucks.

DriveAlign® Idler Pulleys

Designed for use on automobiles and light trucks as a locked center tensioning pulley, an automatic belt tensioner pulley or an idler pulley.



- Steel or thermoplastic construction provides high durability for long life.
- Bearing meets or exceeds OE and is designed for application specific speed and load requirements.
- Reliable operation under severe conditions.
- Applied for import and domestic vehicles.
- Mounting hardware included on some popular applications.

Accessory Belt Drive Hardware Kit

The CARQUEST Accessory Belt Drive Hardware Kit includes OE-quality Tensioner Hardware for convenient, time saving and complete repairs. For optimum performance from the Accessory Belt Drive System, every component is critical, including the hardware. Whenever you replace a Tensioner or Alternator Decoupler Pulley (ADP), perform a complete and trouble-free repair by using the correct hardware. The CARQUEST Accessory Belt Drive Hardware Kit includes OE-quality bolts, spacers, bushings, dust shields and other fittings needed for most Tensioner and ADP repairs. Part No. 91051.



Part No.	Size	Description	Qty. in Kit	Part No.	Size	Description	Qty. in Kit
91051	Kit	Tackle box	1	91051-10	M10X1.5X57 H	Bolt	5
91051-01	M10X1.5X35 H	Bolt	8	91051-11	M10X1.5 Nut	Nut	5
91051-02	M10X1.5X65 H	Bolt	8	91051-12	ADP02	ADP Cap	3
91051-03	M10X1.5X75 H	Bolt	5	91051-13	M8DS	Pulley Dust Shield	5
91051-04	M12X1.75X80 H	Bolt	5	91051-14	M10DS	Pulley Dust Shield	5
91051-05	M10X1.5X50 H	Bolt	5	91051-15	M17X10B	Bushing	5
91051-06	M8X1.25X65 H	Bolt	5	91051-16	M17X12B	Bushing	5
91051-07	M10X1.5X70 H	Bolt	5	91051-17	Long Elbow	GM 3.8L Elbow	3
91051-08	M8X1.25X33 H	Bolt	8	91051-18	Short Elbow	GM 3.8L Elbow	2
91051-09	M10X1.5X90 H	Bolt	5				

Hose & Systems

Coolant

Hose Shelf Life

Storage environment, along with rubber materials, can vary the shelf life limit. Shelf life is difficult to quantify as many variables affect the hose. Proper storage precautions can result in three to five years of shelf life. Beyond this time, there can be a significant service life decrease, depending on storage environment variables.

Some variables include:

Hose should be stored in a cool, dry area never exceeding +100°F (+38°C). If stored below freezing, pre-warming may be required prior to handling, testing and placing into service. Store hose in original container. Never stack hose too high, as its weight can crush hose at the bottom of the stack. CARQUEST recommends hose in extended storage be visually inspected and tested prior to use. Hose judged marginal should be replaced to avoid potential failure, property damage or bodily injury. Store hose on a first-in/first-out basis. Unusually long storage, or poor storage environment can deteriorate hose, reduce performance and may lead to premature failure.

Molded Coolant Hose

CARQUEST molded coolant hose is manufactured to fit specific applications. Similar to OEM specifications. Approved for marine applications.



EC/R
ELECTROCHEMICAL
RESISTANT


- Recommend for upper, lower, by-pass, heater and other coolant hose applications.
- Heat and ozone resistant cover.
- Engineered to resist electrochemical degradation - the leading cause of hose failure.
- Re-engineered materials resist vacuum collapse, this reduces the need for internal springs in many applications.
- Meets SAE 20R4 and 20R3 Type EC Class D-1 and D-2 specifications.
- Temperature rating: -40° F to 275° F [-40° C to 135° C] in coolant hose applications.

Note: CARQUEST recommends replacing standard worm drive and spring loaded clamps with PowerGrip® SB Clamps each time a new coolant hose is installed.

Caution: Do not use for fuel or oil transfer applications.

Vulco Straight Coolant Hose

Specially engineered stick hose is ideal for straight coolant/air connections in automotive, stationary engine, industrial and home applications.



- Heat-resistant cover.
- Meets SAE 20R1 Standard Wall Class D-2 requirements.
- Cover marked in one-inch increments for easy measuring and cutting allows "custom fit" light-duty coolant installations.
- Temperature rating: -40°F to 257°F [-40°C to 125°C].
- Packaging: 3 ft. lengths.

Caution: Do not use for fuel or oil transfer applications.

Part No.	I.D. [In.]	O.D. [In.]	Work. Press. [psi]	Part No.	I.D. [In.]	O.D. [In.]	Work. Press. [psi]	Part No.	I.D. [In.]	O.D. [In.]	Work. Press. [psi]
24008	1/2	.89	105	24026	1 5/8	2.02	55	24042	2 5/8	3.02	30
24012	3/4	1.14	80	24028	1 3/4	2.14	50	24044	2 3/4	3.14	30
24014	7/8	1.27	80	24030	1 7/8	2.27	50	24046	2 7/8	3.27	25
24016	1	1.39	75	24032	2	2.39	50	24048	3	3.39	25
24018	1 1/8	1.52	75	24034	2 1/8	2.52	45	24052	3 1/4	3.64	20
24020	1 1/4	1.64	65	24036	2 1/4	2.64	40	24056	3 1/2	3.89	18
24022	1 3/8	1.77	65	24038	2 3/8	2.77	40	24064	4	4.39	12
24024	1 1/2	1.89	60	24040	2 1/2	2.89	35				

Hose & Systems

Coolant

Vulco-Flex® II Coolant Hose

CARQUEST Vulco-Flex® II hose will bend in almost any direction. It easily replicates the angles and planes of a wide variety of expensive original equipment coolant hose, for quick, easy replacement.



- Improved sealing surface for greater leak resistance and increased flexibility for easier installation.
- Heat and ozone resistant cover.
- Rated for SAE 20R5 Class D-2 performance.
- High temperature rating up to +257°F[+125°C].

Note: CARQUEST recommends replacing clamps each time a new coolant hose is installed.

Caution: Do not use for fuel or oil transfer applications.

Part No.	I.D. Inches[mm]	Length Inches[mm]	Part No.	I.D. Inches[mm]	Length Inches[mm]
25150	1 1/8[29]	12[305]	25384	1 3/8[35]	25[635]
25152	1 1/8[29]	15[381]	25409	1 3/8[35], 1 1/2[38]	26[660]
25154	1 1/8[29]	18[457]	25428	1 3/8[35], 1 5/8[41]	17[432]
25157	1 1/8[29]	23[584]	25472	1 1/2[38]	8[205]
25180	1 1/8[29], 1 1/4[32]	19[483]	25473	1 1/2[38]	10 1/2[265]
25249	1 1/4[32]	7 1/2[190]	25474	1 1/2[38]	12[305]
25250	1 1/4[32]	9 1/2[240]	25476	1 1/2[38]	14[356]
25251	1 1/4[32]	13[330]	25477	1 1/2[38]	15 1/2[394]
25252	1 1/4[32]	15[381]	25478	1 1/2[38]	17[394]
25253	1 1/4[32]	17[432]	25480	1 1/2[38]	20[508]
25254	1 1/4[32]	18 1/2[470]	25482	1 1/2[38]	22[559]
25255	1 1/4[32]	20[508]	25484	1 1/2[38]	25[635]
25257	1 1/4[32]	23[584]	25487	1 1/2[38]	30[762]
25260	1 1/4[32]	26 1/2[673]	25490	1 1/2[38]	35[889]
25262	1 1/4[32]	30[762]	25499	1 1/2[38]	48[1219]
25265	1 1/4[32]	35[889]	25526	1 1/2[38], 1 3/4[44]	13 1/5[335]
25269	1 1/4[32]	41[1041]	25527	1 1/2[38], 1 3/4[44]	15[381]
25284	1 1/4[32], 1 3/8[35]	26[660]	25528	1 1/2[38], 1 3/4[44]	16 1/2[419]
25300	1 1/4[32], 1 1/2[38]	12[305]	25530	1 1/2[38], 1 3/4[44]	20[508]
25302	1 1/4[32], 1 1/2[38]	15 1/2[394]	25532	1 1/2[38], 1 3/4[44]	22[559]
25305	1 1/4[32], 1 1/2[38]	19 1/2[495]	25535	1 1/2[38], 1 3/4[44]	27[686]
25307	1 1/4[32], 1 1/2[38]	23[584]	25582	1 1/2[38], 2[51]	22[559]
25309	1 1/4[32], 1 1/2[38]	26[660]	25804*	1 1/2[38]	19 3/4[505]
25311	1 1/4[32], 1 1/2[38]	29[737]	25806*	1 1/2[38]	23 1/8[589]
25321	1 1/4[32], 1 1/2[38]	44[1118]	25808*	1 1/2[38]	25 5/8[650]

* 90° end

Hose & Systems

Coolant

Green Stripe® Vulco-Flex® Coolant Hose

Heavy-duty flexible hose designed to replace straight or curved coolant hoses. The benefit is maximum coverage with minimum inventory. Hose inside diameter remains constant from end to end. No convolutions inside hose so tube is smooth, allowing free coolant flow. Approved for marine applications.



- Excellent flexibility, yet collapse and kink resistant.
- Extra strength fabric reinforcement with helical steel wire spiral molded between tube and cover.
- Heat resistant construction throughout.
- EPDM tube and neoprene cover for extended service life.
- Performs to SAE 20R5 Type EC Class D-2 specifications.
- Engineered to resist electrochemical degradation – the leading cause of hose failure.
- Temperature rating: -40°F to +257°F [-40°C to +125°C].
- Working pressure 40 psi maximum.

Caution: Do not use for fuel or oil transfer applications.


Part No.	I.D. Inches[mm]	Length Inches[mm]	Part No.	I.D. Inches[mm]	Length Inches[mm]
26501	1¾ [44]	13½ [343]	26523	2¼ [57]	19 [483]
26502	1¾ [44]	16½ [419]	26524	2¼ [57]	24 [610]
26503	1¾ [44], 2 [51]	10 [254]	26525	2¼ [57]	27 [686]
26504	1¾ [44], 2 [51]	16½ [419]	26526	2¼ [57], 2½ [64]	18 [457]
26505	1¾ [44], 2 [51]	19 [483]	26527	2¼ [57], 2½ [64]	21 [533]
26506	1¾ [44], 2 [51]	23½ [597]	26528	2¼ [57], 2½ [64]	25 [635]
26507	2 [51]	9½ [241]	26529	2½ [64]	11 [279]
26508	2 [51]	12¾ [311]	26530	2½ [64]	14 [356]
26509	2 [51]	14½ [368]	26531	2½ [64]	16 [406]
26510	2 [51]	17 [432]	26532	2½ [64]	24 [610]
26511	2 [51]	20 [508]	26533	2½ [64]	28 [711]
26512	2 [51]	24 [610]	26534	2¾ [70]	7 [178]
26513	2 [51]	33 [838]	26535	2¾ [70]	14 [356]
26514	2 [51], 2¼ [57]	8½ [216]	26536	2¾ [70]	18 [457]
26515	2 [51], 2¼ [57]	15 [381]	26537	2¾ [70]	32 [813]
26516	2 [51], 2¼ [57]	17½ [445]	26538	3 [76]	37 [940]
26517	2 [51], 2¼ [57]	25 [635]	26601	1¾ [44]	6 [152]
26518	2 [51], 2½ [64]	20 [508]	26602	1¾ [44]	8½ [216]
26519	2¼ [57]	9 [229]	26603	1¾ [44]	11 [279]
26520	2¼ [57]	11 [279]	26611	1¾ [44]	19 [483]
26521	2¼ [57]	14 [356]	26612	1¾ [44]	23½ [597]
26522	2¼ [57]	17 [432]			

Hose & Systems

Coolant

Green Stripe® Straight Coolant Hose

Stick hose designed for demanding heavy-duty coolant/air applications. Approved for marine applications.



- Two-ply bias fabric construction to maximize flexibility and strength.
- Resists “cold water leaks” due to advanced EPDM tube and cover that stay soft and pliable, even under adverse operating conditions.
- Exceeds SAE 20R1 Type EC [Class D-1 Tube, and cover, Standard Wall].
- Cover marked in one-inch increments to facilitate approximate cut lengths, allows “custom-fit” installations.
- Engineered to resist electrochemical degradation – the leading cause of hose failure.
- Temperature rating: -40°F to +257°F [-40°C to +125°C].
- Packaging: 3 ft. lengths.



Note: For a maintenance free connection, use PowerGrip® SB Clamps.

Caution: Do not use for fuel or oil transfer applications.

Part No.	I.D. (In.)	O.D. (In.)	Work. Press. (psi)	Part No.	I.D. (In.)	O.D. (In.)	Work. Press. (psi)	Part No.	I.D. (In.)	O.D. (In.)	Work. Press. (psi)
24212	3/4	1.14	100	24230	1 7/8	2.27	75	24248	3	3.39	25
24214	7/8	1.27	100	24232	2	2.39	60	24250	3 1/8	3.52	25
24216	1	1.39	100	24234	2 1/8	2.52	60	24252	3 1/4	3.64	20
24218	1 1/8	1.52	100	24236	2 1/4	2.64	60	24256	3 1/2	3.89	18
24220	1 1/4	1.64	100	24238	2 3/8	2.77	60	24260	3 3/4	4.14	18
24222	1 3/8	1.77	100	24240	2 1/2	2.89	60	24264	4	4.39	12
24224	1 1/2	1.89	100	24242	2 5/8	3.02	60	24272	4 1/2	4.92	12
24226	1 5/8	2.02	85	24244	2 3/4	3.14	60				
24228	1 3/4	2.14	75	24246	2 7/8	3.27	55				

Green Stripe® Vibraflex® Coolant Hose

For heavy-duty applications requiring short length hose that must absorb vibration and/or fitting misalignment. High flexibility reduces installation time and provides lower cost-per-mile operation.



- Oil and heat resistant nitrile tube.
- Oil, abrasion and heat resistant neoprene cover.
- Exceeds SAE J20 [Class B Tube and Class C Cover].
- Two-ply fabric reinforced.
- Temperature rating: -40°F to 212°F [-40° to 100°C].
- Packaging: One each, not cartoned.

Caution: Do not use for gasoline or diesel transfer applications.

Part No.	I.D. (In.)	Work. Press. (psi)	Part No.	I.D. (In.)	Work. Press. (psi)	Part No.	I.D. (In.)	Work. Press. (psi)
23505	1 1/4 x 4	70	23547	2 1/4 x 4 1/2	40	23567	2 3/4 x 4 1/2	30
23511	1 3/8 x 5	60	23550	2 1/2 x 6	35	23568	2 3/4 x 5 3/8	30
23515	1 1/2 x 5	60	23557	2 3/8 x 5	35	23572	3 x 4	25
23520	1 3/4 x 5	55	23559	2 3/8 x 6 1/4	35	23575	3 x 7	25
23531	2 x 3 1/2	50	23562	2 1/2 x 4 1/2	35	23585	3 1/2 x 5 1/2	25
23533	2 x 5	50	23566	2 3/4 x 3 1/4	30			

Hose & Systems

Coolant

Wire-Inserted Green Stripe® Coolant Hose

Provides the ability to replace many sizes of tailor-made curved hoses. Results in maximum coverage with minimum inventory. Approved for marine applications.



- Heavy-duty fabric reinforcement with helical carbon steel wire.
- Bends easily to make curved connections.
- Cuts easily with knife and wire cutters to reduce installation time.
- Exceeds SAE 20R2 Type EC [Class D2 Tube and cover] except in vacuum applications.
- Engineered to resist electrochemical degradation – the leading cause of hose failure.
- Temperature rating: -40°F to +257°F [-40°C to +125°C].
- Packaging: Available in 5 ft. and 10 ft. lengths, individually cartoned.

Caution: Do not use for fuel or oil transfer applications.

Part No. 5 Foot	Part No. 10 Foot	I.D. [In.]	O.D. [In.]	Work. Press. [psi]	Vacuum [In. Hg.]	Min. Bend Radius [In.]	Part No. 5 Foot	Part No. 10 Foot	I.D. [In.]	O.D. [In.]	Work. Press. [psi]	Vacuum [In. Hg.]	Min. Bend Radius [In.]
24916	28316	1	1.46	100	25	2	24938	—	2 ³ / ₈	2.83	50	20	6 ¹ / ₂
24918	—	1 ¹ / ₈	1.58	100	25	2 ¹ / ₂	24940	28340	2 ¹ / ₂	2.96	50	20	6 ¹ / ₂
24920	28320	1 ¹ / ₄	1.71	100	25	2 ¹ / ₂	24942	—	2 ⁵ / ₈	3.08	40	15	7 ¹ / ₂
24922	—	1 ³ / ₈	1.83	85	25	3	24944	28344	2 ³ / ₄	3.21	40	15	7 ¹ / ₂
24924	28324	1 ¹ / ₂	1.96	85	20	3 ¹ / ₂	24946	—	2 ⁷ / ₈	3.33	40	15	9
24926	28326	1 ⁵ / ₈	2.08	75	20	3 ¹ / ₂	24948	28348	3	3.43	40	15	9
24928	28328	1 ³ / ₄	2.21	75	20	4	24956	28356	3 ¹ / ₂	3.93	35	15	12
24930	28330	1 ⁷ / ₈	2.33	60	20	4 ¹ / ₂	24964	—	4	4.43	30	10	20
24932	28332	2	2.46	60	20	4 ¹ / ₂	24980	—	5	5.43	15	5	24
24934	—	2 ¹ / ₈	2.58	55	20	5 ¹ / ₂	24996	—	6	6.43	15	5	30
24936	28336	2 ¹ / ₄	2.71	55	20	5 ¹ / ₂							

NOTE: Long spans must be supported every 3 feet.

Silicone Coolant Hose

Extra long-lasting hose constructed with silicone rubber. Ideal for extremely high temperature service in radiator, heater and other coolant transfer hose applications.



- Excellent for extreme ambient and radiant temperature conditions.
- Resists weathering, ozone, heat and coolant deterioration.
- Silicone tube and cover resist prolonged exposure to under-hood and coolant heat.
- Use PowerGrip® SB clamps or silicone hose clamps.
- Exceeds SAE 20R1 [Class A Standard Wall].
- Temperature rating: -70°F to +350°F [-56°C to +177°C].
- Packaging: 3 ft. lengths. Individually polybagged.

Caution: Do not use for fuel or oil transfer applications.

Part No.	I.D. [In.]	Work. Press. [psi]	Part No.	I.D. [In.]	Work. Press. [psi]	Part No.	I.D. [In.]	Work. Press. [psi]	Part No.	I.D. [In.]	Work. Press. [psi]
24808	1/2	110	24820	1 1/4	85	24836	2 1/4	75	24852*	3 1/4	40
24810	5/8	110	24822	1 3/8	85	24838	2 3/8	65	24856*	3 1/2	35
24812	3/4	110	24824	1 1/2	85	24840	2 1/2	65	24860*	3 3/4	35
24814	7/8	110	24826	1 5/8	80	24844	2 3/4	50	24864*	4	35
24816	1	90	24828	1 3/4	80	24848	3	50	24872*	4 1/2	25
24818	1 1/8	90	24832	2	75	24850	3 1/8	40			

* SB clamps not available, use silicone hose clamps


Hose & Systems

Coolant

Molded Silicone Elbow Coolant Hose

Newer heavy-duty engines with advanced emissions systems (from 2007 to current model year) produce higher under-hood temperatures, requiring the use of silicone coolant hose. In these new low engine-air-flow and high-heat conditions, Silicone Coolant Hose is the perfect product.

CARQUEST now offers high-quality 4-ply silicone coolant hose for high-heat (up to 500°F) performance in these demanding conditions.



- Premium 4-ply construction.
- High-heat resistance material meets or exceeds OE specifications.
- Industry standard blue cover for easy identification.
- Used when hose routing passes near turbo or hot side of the charged air system.

45°		90°	
Part No.	I.D. [In.]	Part No.	I.D. [In.]
28200	2 1/2	28210	2
28201	2 3/4	28211	2 1/4
28202	3	28212	2 1/2
28203	3 1/2	28213	2 3/4
28204	4	28214	3
28205	1 3/4	28215	3 1/2
28206	2	28216	4
28207	2 1/4	28217	1 3/4



PIC Gauge. The first digital tool that determines belt wear.

Sharpen your Accessory Belt Drive System diagnostic skills with PIC Gauge – the world’s most advanced, next gen, belt wear diagnostic tool – developed by Gates. PIC Gauge is the first-ever smartphone App that can deliver accurate measurement and evaluation of automotive and heavy-duty K-section serpentine belts. Using state-of-the-art digital imaging technology in concert with industry-standard specifications for serpentine belts, PIC Gauge utilizes a photograph taken with the smartphone’s built-in camera, by analyzing it with patent-pending software to determine the degree of rib wear detected.

Download PIC Gauge today! It’s FREE!

**Think outside
the toolbox.**



iPhone



Google Play

Hose & Systems

Heater

90° Molded Heater Hose

Especially designed for difficult heater hose applications requiring sharp 90° bends in the hose. Eliminates the need for extensive inventory of OE type curved heater hose. Just 22 sizes handle thousands of applications.



- Engineered to resist electrochemical degradation – the leading cause of hose failure.
- Resists water permeation.
- Similar to heater SAE 20R3 Type EC Class D-2.
- Use with heater hose connectors and bulk heater hose for virtually complete molded heater hose coverage.
- Temperature rating: -40°F to 275°F [-40°C to 135°C].

Caution: Do not use for fuel or oil transfer applications.

1/4" [6.35mm]	5/16" [7.9mm]	3/8" [9.5mm]	1/2" [12.7mm]	5/8" [15.9mm]	[15.0 x 19.1mm]	5/8" x 3/4" [19.1 x 15.9mm]	3/4" x 5/8" 3/4" [19.0mm]	Arm Lengths [In.]	Arm Lengths [mm]
18010	18020	18030	28460	28466	18079	18070	28474	4 x 6	101.6 x 152.4
18011	18021	18031	28461	28467	—	18071	28475	4 x 12	101.6 x 304.8
—	—	—	28462	28468	18076	—	28476	4 x 18	101.6 x 457.2
—	—	—	28463	28469	—	18072	—	8 x 18	203.2 x 457.2
—	—	—	28464	28470	—	18073	28477	4 x 24	101.6 x 609.6
—	—	—	—	—	—	—	28478	8 x 24	203.2 x 609.6
—	—	—	—	—	18077	—	—	4 x 33	101.6 x 825.0
—	—	—	—	—	—	18078	—	8 x 34	203.2 x 863.6
—	—	—	28465	28471	—	18074	28479	4 x 36	101.6 x 914.4
—	—	—	—	28472	—	—	28480	4 x 48	101.6 x 1219.2
—	—	—	—	28473	—	18075	28481	4 x 60	101.6 x 1524.0

Silicone Heater Hose

Constructed with silicone rubber. Ideal for extremely high temperature service in radiator, heater and other coolant transfer hose applications. Approved for marine applications.



- Reinforced with tough, high temperature resistant polyester textile cords.
- Exceptionally flexible.
- Highly resistant to weathering, coolant deterioration, ozone and temperature extremes.
- Exceeds SAE 20R3 Class A Tube and Cover.
- Can be used for emission hose applications.
- For proper installation, use PowerGrip® SB clamps or silicone hose clamps.
- Temperature rating: -70°F to +400°F [-57°C to +204°C].
- Packaging: Individually cartoned.

Caution: Do not use for fuel or oil transfer applications.

Part No.	I.D. [In.]	I.D. [mm]	O.D. [In.]	O.D. [mm]	Length [Ft.]	Work. Press. [psi]
26239	3/8	9.5	.74	17.5	25	60
26240	1/2	12.7	.87	20.7	25	60
26241	5/8	15.9	.99	23.9	25	60
26242	3/4	19.0	1.12	27.0	25	50
26244	1	25.4	1.37	33.4	25	45

Hose & Systems

Heater

Safety Stripe® Heater Hose

EPDM hose constructed for extra-long service life.



- Unaffected by most coolants and non-oil based coolant additives.
- Unaffected by high cooling system pressures.
- Good resistance to high temperatures for extended periods of time.
- Similar to SAE 20R3 Class D-2.
- Not recommended for heavy-duty truck, bus and off-road construction equipment; use Green Stripe® heater hose for these applications.
- Temperature rating: -40°F to +257°F [-40°C to +125°C].
- Packaging: Individual cartons or reels.

Caution: Do not use for fuel or oil transfer applications.

Part No.	I.D. [In.]	I.D. [mm]	O.D. [In.]	Length [Ft.]	Working Pressure [psi]
28407	1/4	6.3	.50	50	60
28408	5/16	7.9	.62	50	60
28409	3/8	9.5	.69	50	60
28410	1/2	12.7	.77	50	60
28411	5/8	15.9	.89	50	60
28412	3/4	19.0	1.02	50	50
28413	1	25.4	1.34	50	45
28417	5/8	15.9	.89	250 [reel]	60
28418	3/4	19.0	1.02	250 [reel]	50
28420	1	25.0	1.34	25	45
28489	1	25.4	1.34	50	45
28490	1	25.4	1.34	50	45
28491	1	25.4	1.34	50	45
28492	1	25.4	1.34	50	45

Bravo Heater Hose

Economically priced heater hose – yet affords long service life. Tested by CARQUEST to assure reliability.



- Good resistance to high temperatures.
- Moderate resistance to oil and grease contamination.
- Good resistance to non-oil based coolant additives.
- Temperature rating: -40°F to +257°F [-40°C to +125°C].
- Packaging: Individually cartoned.

Caution: Do not use for fuel or oil transfer applications.

Part No.	I.D. [In.]	I.D. [mm]	O.D. [In.]	Length [Ft.]	Working Pressure [psi]
28400	1/2	12.7	.77	50	60
28401	5/8	15.9	.89	50	60
28402	3/4	19.0	1.02	50	50
28403	1/2	12.7	.77	250	60
28404	5/8	15.9	.89	250	60
28405	3/4	19.0	1.02	250	50

Hose & Systems

Heater

Green Stripe® Heater Hose

Heavy-duty construction assures dependable operation in truck, bus and off-road equipment heater systems. For a maintenance free connection, install with Power-Grip® SB clamps. Approved for marine applications.




- Green Stripe® construction provides best cost-per-mile economics.
- Cover is abrasion resistant.
- Advanced EPDM tube, cover and reinforcement withstand high under-hood and coolant temperatures. Designed for extended use without cracking or hardening.
- Engineered to resist electrochemical degradation – the leading cause of hose failure.
- Exceeds SAE 20R1 Type EC, Standard Wall Class D-1.
- Reduces water loss from water permeating the hose wall and cover, a distinct advantage over silicone.
- Temperature rating: -40°F to +275°F [-40°C to +135°C].
- Packaging: Individually cartoned.

Caution: Do not use for fuel or oil transfer applications.

Part No.	I.D. [In.]	I.D. [mm]	Length [Ft.]	Working Pressure [psi]
28439	1/2	12.7	50	105
28441	5/8	15.9	50	95
28442	3/4	19	50	80
28443	7/8	22.2	50	80
28444	1	25.4	50	75
28445	1 1/4	31.7	50	70
28447	5/8	15.9	300	95
28448	3/4	19	300	80
28449	1	25.4	300	75

Firewall® Heater Hose

Extra heavy-duty hose designed for maximum durability. Easily recognized by its red cover.




- Unaffected by most coolants and non-oil based coolant additives.
- Unaffected by high cooling system pressures.
- Similar to SAE 20R3 Class D-2.
- Temperature rating: -40°F to +257°F [-40°C to +125°C].
- Packaging: Individually cartoned.

Caution: Do not use for fuel or oil transfer applications.

Part No.	I.D. [In.]	I.D. [mm]	O.D. [In.]	Length [Ft.]	Working Pressure [psi]
28430	1/2	12.7	.77	50	60
28431	5/8	15.9	.89	50	60
28432	3/4	19.0	1.02	50	50
28433	5/8	15.9	.89	250	60
28434	3/4	19.0	1.02	250	50

Hose & Systems Heater

Dual I.D. Heater Hose



Specially designed for heater hose applications requiring changes in diameter. Use with hose connectors and bulk heater hose for virtually complete molded heater hose coverage.

- Engineered to resist electrochemical degradation – the leading cause of hose failure.
- Meets SAE 20R4 Type EC Class D-2.
- Temperature rating: -40°F to 275°F [-40C to 135°C].

Caution: Do not use for fuel or oil transfer applications.

Part No. 1/2" x 5/8" I.D.	Part No. 5/8" x 3/4" I.D.	Length (In.)
18050	18080	6
18051	18081	12
—	18082	18
—	18083	36
—	18084	60

Polybagged Safety Stripe® Heater Hose

Ideal self-service package for retail-oriented merchandising. Fits standard pegboard displays.



- Package measures 12" wide x 13" high.
- Hose comes in 6 ft. lengths of Safety Stripe® heater hose in 3/8", 1/2", 5/8" and 3/4" I.D.
- Packaging: 25 units per carton.

Part No.	I.D. (In.)	I.D. (mm)	Part No.	I.D. (In.)	I.D. (mm)
28489	3/8	9.5	28492	3/4	19.0
28490	1/2	12.7	91646	7/8	22.2
28491	5/8	15.9	91647	1	25.4

Hose I.D. Reducers

Slip inside current hose to reduce inside diameters, providing maximum coverage with minimum hose inventory. Make it possible to adjust inside diameters of larger hoses for emergency replacements.



- Quality rubber construction assures maximum dependability, no leakage.
- Fits Green Stripe® straight or Green Stripe® Vulco-Flex® hoses.

Caution: Recommended for coolant and air applications only.

Part No.	Size (In.)	Part No.	Size (In.)
26390	1 1/2 to 1 3/4	26393	2 1/4 to 2
26391	1 3/4 to 1 1/2	26394	2 1/2 to 2 1/4
26392	2 to 1 3/4	26395	3 to 2 1/2

Hose & Systems

Heater

Heater Hose and Fuel Line Connectors

Unique single-barb design provides greater sealability between single or dual inside diameter hoses.



- Almost any hose configuration can be constructed using straight, elbow and tee shapes.
- Glass reinforced nylon resists chemicals, gasoline, diesel fuels and temperatures from -40°F to 480°F [-40°C to 250°C].
- Bulkheads assure proper insertion depths.
- Anti-rotation device prevents hose twisting.
- Packaging: 5 per package, except 1" which is 2 per package.



Straight Connectors			Elbow Connectors			Tee Connectors		
Part No.	O.D. (In.)	O.D. (mm)	Part No.	O.D. (In.)	O.D. (mm)	Part No.	O.D. (In.)	O.D. (mm)
28561	3/32	2.4	28571	3/32	2.4	28581	3/32	2.4
28562	1/8	3.2	28572	1/8	3.2	28582	1/8	3.2
28563	5/32	4.0	28573	5/32	4.0	28583	5/32	4.0
28564	3/16	4.8	28574	3/16	4.8	28584	3/16	4.8
28600	5/16	8.0	28620	5/16	8.0	28631	1/4	6.3
28601	1/4	6.3	28621	1/4	6.3	28632	3/8	9.5
28602	3/8	9.5	28622	3/8	9.5	28633	1/2	12.7
28603	1/2	12.7	28623	1/2	12.7	28634	5/8	15.9
28604	5/8	15.9	28624	5/8	15.9	28635	3/4	19.0
28605	3/4	19.0	28625	3/4	19.0	28638	1	25.4
28606	1	25.4	28626	1	25.4			



Reducer Connectors			Tee Reducer Connectors						
Part No.	O.D. (In.)	O.D. (mm)	Part No.	End 1		90° Tee		End 2	
				O.D. (In.)	O.D. (mm)	O.D. (In.)	O.D. (mm)	O.D. (In.)	O.D. (mm)
28591	3/32 to 1/8	2.4 to 3.2	28636	5/8	15.9	3/8	9.5	5/8	15.9
28592	1/8 to 5/32	3.2 to 4.0	28637	3/4	19.0	3/8	9.5	3/4	19.0
28593	3/16 to 1/4	4.8 to 6.7							
28594	5/16 to 3/8	7.9 to 9.5							
28609	3/8 to 1/2	9.5 to 12.7							
28610	1/2 to 5/8	12.7 to 15.9							
28611	5/8 to 3/4	15.9 to 19.0							
28612	3/4 to 1	19.0 to 25.4							

"Y" Connectors		
Part No.	O.D. (In.)	O.D. (mm)
28551	3/32	2.4
28552	1/8	3.2
28554	3/16	4.8

Heater Hose Quick-Lok® Connector Assortment

Purchase this assortment and save versus buying each component individually. Part No. 91166. Each assortment includes:



- [1] Disconnect tool and [6] Quick-Lok Connectors.

Hose & Systems

Heater

Heater Hose Connector Assortment

Sturdy impact-resistant plastic case holds an assortment of 36 hose connectors for 1/4" through 3/4" I.D. hose. Part No. 91136. Charge Item.



- Case opens from either side.
- Handy plan-o-gram inside both lids identifies location of each type and size connector.
- Assortment contains two each elbow, straight, reducer and "T" connectors.
- Provides convenient storage for complete line of connectors.

Part No.	Description	I.D. (in.)
28621	Plastic Elbow	1/4
28622	Plastic Elbow	3/8
28623	Plastic Elbow	1/2
28624	Plastic Elbow	5/8
28625	Plastic Elbow	3/4
28601	Hose Connector	1/4
28602	Hose Connector	3/8
28603	Hose Connector	1/2
28604	Hose Connector	5/8
28605	Hose Connector	3/4
28631	Plastic Tee	1/4
28632	Plastic Tee	3/8
28633	Plastic Tee	1/2
28634	Plastic Tee	5/8
28635	Plastic Tee	3/4
28609	Hose Reducer	3/8 to 1/2
28610	Hose Reducer	1/2 to 5/8
28611	Hose Reducer	5/8 to 3/4

Hose Clamps

PowerGrip® SB Clamps

Maintenance-free clamps that retain dynamic tension and never need retightening. These clamps stop leaks, even on out-of-round applications. Clamp down better in all conditions and temperature extremes. Environmentally friendly by eliminating antifreeze leaks and ground water contamination.



- Easy to install with ordinary heat gun.
- Wider sealing area entraps connector bead.
- Conform to any shape of hose and housing, even out-of-round fittings.
- Made from a heat-sensitive thermoplastic with a memory to prevent over- or under-tightening.
- Can be used with all brands of silicone hose.
- Temperature rating: -40°F - 302°F (-40°C - 150°C).
- Packaging: Ten to carton.

Part No.	Size	Nominal Hose I.D. [In.]	Fits Hose O.D. [In.]*	Part No.	Size	Nominal Hose I.D. [In.]	Fits Hose O.D. [In.]*	Part No.	Size	Nominal Hose I.D. [In.]	Fits Hose O.D. [In.]*
32915	SB15	1/4	1/2 to 11/16	32934	SB34	1	1 5/16 to 1 1/2	32973	SB73	2 1/2	2 3/4 to 3
32919	SB19	3/8	11/16 to 13/16	32941	SB41	1 1/4	1 1/2 to 1 3/4	32979	SB79	2 3/4	3 to 3 1/4
32922	SB22	1/2	13/16 to 15/16	32948	SB48	1 1/2	1 3/4 to 2	32986	SB86	3	3 1/4 to 3 1/2
32925	SB25	5/8	15/16 to 1 1/16	32954	SB54	1 3/4	2 to 2 1/4	32990	SB90	3 1/8	3 1/2 to 3 5/8
32929	SB29	3/4	1 1/16 to 1 3/16	32960	SB60	2	2 1/4 to 2 1/2				
32932	SB32	7/8	1 3/16 to 1 5/16	32967	SB67	2 1/4	2 1/2 to 2 3/4				

Gates Offers The Best Passenger Car + Light Truck Solutions Available In The Industry

For over 100 years Gates has been the industry leader in innovation, durability and reliability for belts, hose, tensioners and much more.



VIN Decoder

The Gates VIN Decoder is easy and simple to use. Visit www.vindecipher.com/gates and simply enter your vehicle's Vehicle Identification Number (VIN) and review the Gates Belts, Hose and Tensioners that are available.


www.vindecipher.com/gates

Fuel Systems

Hose

Barricade® Fuel Injection Hose (MPI)

Low-permeation, premium hose for use on all fuel systems, including fuel injection (MPI). Approved for use with gasoline, diesel, bio-diesel including soybean methyl ester (SME), rapeseed methyl ester (RME), palm methyl ester (PME) per ASTM D6751, E-85, methanol, ethanol, ethanol extended gasoline, and gasohol fuels. Patented five-layer Greenshield® barrier technology keeps fuel out of the environment while delivering peak fuel efficiency.



- Exceeds SAE J30R14T2 (except for kink resistance) as well as low-permeation requirements for CARB.
- Aramid reinforcement spiral braid and thermoplastic barrier layer.
- Oil, heat, ozone and abrasion resistant cover.
- 225 psi working pressure rating.
- Recommended for any fuel injection applications for superior service life.
- Temperature rating : -40° F to 275° F [-40° C to 135° C] continuous, up to 302°F [150°C] intermittent.

Note: Do not submerge in gasoline.

2' retail PartNo	15' length PartNo.	25' length PartNo.	250' reel PartNo.	Working (psi)	Packaging: I.D. (in.)	I.D.(mm)	O.D.(in.)	O.D.(mm)
27334	27347	27339	27344	225	1/4	6.3	1/2	12.7
27335	27348	27340	27345	225	5/16	8.0	9/16	14.3
27336	27349	27341	27346	225	3/8	9.5	5/8	15.9

Barricade® Carburetion Fuel Line Hose

Low-permeation, premium hose for use on carbureted engines, PCV and EEC systems, and for fuel return hose on fuel injection systems. Not for use on the pressure-side of fuel injection systems. Approved for use with leaded and unleaded gasoline, diesel, bio-diesel, E-85, methanol, ethanol, and gasohol fuels. Patented five-layer Greenshield® barrier technology keeps fuel out of the environment while delivering peak fuel efficiency.



- Meets SAE J30R14T1, EPA 40 CFR 1051.110 , and CARB small engine off-road requirements for low permeation (except for kink resistance).
- Textile spiral layer (two spiral) and thermoplastic barrier layer.
- Oil, heat, ozone and abrasion resistant cover.
- Recommended for carbureted engines in cars, light trucks, off-road vehicles and small engines.
- Temperature rating: -40° F to 257° F [-40° C to 125° C].

Note: Do not submerge in gasoline.

Caution: Do not use on pressure lines on fuel injection systems or cooling system applications. Use MPI (4219D) or Barricade Fuel Injection (4219BF) hose for Multi-Port Injection systems.

2' retail PartNo.	25' length PartNo	250' reel PartNo.	Working (psi)	Packaging: I.D. (in.)	I.D.(mm)	O.D.(in.)	O.D.(mm)
27302	27312	27321	50	3/16	4.8	13/32	10.3
27303	27313	27323	50	1/4	6.3	1/2	12.7
27304	27314	27324	50	5/16	8.0	9/16	14.3
27305	27315	27325	50	3/8	9.5	5/8	15.9
27306	27316	27326	35	1/2	12.7	25/32	19.8

Fuel Systems

Hose

Fuel Fill Hose

Designed for transferring fuel from vehicle's filler neck to fuel tank. Works on passenger cars and light trucks, as well as on auxiliary fuel tanks on recreational vehicles. For use with most types of fuels – especially resistant to gasoline and diesel.



- Suitable for use with gasoline, gasohol blends of ethanol, methanol, ethers, diesel and biodiesel to B20 (up to maximum concentrations allowed by the EPA).
- Corrugated cover with helical wire reinforcement.
- Features a high quality nitrile tube.
- Meets requirements of SAE 30R5.
- Cuts easily with knife and wire cutters.
- Temperature rating: -40°F to 212°F [-40°C to +100°C] with gasoline blends, -40°F to 125°F [-40°C to +51°C] with biodiesel [B20].
- Packaging: 3 ft. lengths.

Note: Use Super Hex Clamps for reliable installation.

Part No.	Std. Pkg.	I.D. [In.]	Work Press [psi]
23924	10	1½	20
23930	10	1⅞	20
23932	10	2	20
23936	8	2¼	20
23940	8	2½	20

Fuel Filler Neck Hose

Designed specifically for auxiliary gas tanks on recreational vehicles. Excellent replacement for passenger cars and trucks where a straight hose with a minimal bend is required.



- Suitable for use with gasoline, gasohol blends of ethanol, methanol, ethers, diesel and biodiesel to B20 (up to maximum concentrations allowed by the EPA).
- Smooth oil resistant cover, tough textile cord reinforcement and petroleum-resistant nitrile tube.
- Non-wire reinforced.
- Meets SAE 30R6 specifications.
- Temperature rating: -40°F to +212°F [-40°C to +100°C].
- Biodiesel [B20] temperature rating: -40°F to +212°F [-40°C to +51°C].

Caution: Not recommended for marine gasoline applications.


Part No.	I.D. [In.]	O.D. [In.]	Ctr. Length [ft.]	Work. Press. [psi]
24702	1⅜	1.71	3	20
24703	1½	1.84	1.5	20
24704	1¾	2.09	1.5	20
24705	2	2.14	1.5	20
23963	1¼	1.71	3	20
23964	1½	1.84	3	20
23968	1¾	2.09	3	20
23972	2	2.14	3	20
23976	2¼	2.59	3	20
23980	2½	2.84	3	20

45° Bend:				90° Bend:			
Part No.	I.D. [In.]	Ctr. Length [in.]	Work. Press. [psi]	Part No.	I.D. [In.]	Ctr. Length [in.]	Work. Press. [psi]
24710	1½	15.9	20	24715	1½	15.1	20
24711	1¾	15.9	20	24716	1¾	15.0	20
24712	2	15.9	20	24717	2	14.9	20
24713	2¼	15.9	20	24718	2¼	14.7	20
24714	2½	15.8	20	24719	2½	14.6	20

Fuel Systems Hose

Packaged Safety Stripe® II Return Fuel Line/PCV/Evaporative Emission Control Hose (1986 + older)

Convenient, popular two foot lengths of return fuel line, PCV and EEC hose in self-service, reusable, recyclable package. Can be stacked on shelf or hung on a pegboard display.




- Easy to follow instructions in each package.
- Handy hose diameter indicator helps customer select the correct size.

Part No.	I.D. [In.]	I.D. [mm]	O.D. [In.]	O.D. [mm]	Work Press [psi]
27027	1/4	6.3	1/2	12.7	50
27028	5/16	8.0	9/16	14.3	50
27029	3/8	9.5	5/8	15.9	50

Safety Stripe® II Return Fuel Line/PCV/Evaporative Emission Control Hose (1986 + older)

Multi-purpose hose for use on return fuel lines, PCV and EEC systems, and for fuel return hose connections on diesel fuel injection systems. Approved for use with leaded and unleaded gasoline, diesel and gasoline blends of ethanol (E85), methanol and ethers (up to the legal limits allowed by the EPA).



- Spiral reinforced construction.
- Nitrile tube.
- NBR-PVC cover.
- Oil resistant cover resists the effects of high heat and ozone found in engine compartments.
- Meets SAE 30R6 and 30R7.
- Vacuum rating of 24 In./Hg for sizes less than 1/2" I.D., and 10 In./Hg for sizes 1/2" to 3/4" I.D. at ambient temperatures.
- Temperature rating: -40°F to 257°F [-40°C to 125°C] with gasoline blends.

Caution: Do not use for pressure lines on fuel injected engines or for cooling system applications. Use Barricade Fuel Injection hose for fuel injection applications. Intended for use with fuels where MTBE concentrations are no greater than 15% by volume.


25 Foot Reel Part No.	25 Foot Box Part No.	250 Foot Reel Part No.	I.D. [In.]	I.D. [mm]	O.D. [In.]	O.D. [mm]	Work Press [psi]
27000	—	27099	1/8	3.2	5/16	7.9	50
27001	—	27098	3/16	4.8	13/32	10.3	50
27002	—	27068	1/4	6.3	1/2	12.7	50
27003	—	27069	3/16	8.0	9/16	14.3	50
27004	—	27070	3/8	9.5	5/8	15.9	50
—	27005	27071	7/16	11.1	47/64	18.3	35
—	27006	27019	1/2	12.7	25/32	19.8	35
—	27008	27020	5/8	15.9	15/16	23.8	35
—	27010	27021	3/4	19.0	1 1/8	28.6	35

Fuel Systems

Hose

Submersible Fuel Line Hose

Ordinary fuel line hose is designed to handle fuel on the inside only. The Submersible Fuel Line Hose exceeds the SAE 30R10 rating and is capable of handling gasoline, alcohol-extended gasoline or diesel fuel in fully immersed, mobile, stationary and marine applications.



- Engineered for constant contact with gasoline [and other liquid petroleum distillates] on the inside and the outside.
- Excellent for use on fuel pumps in the gas tank.
- Meets the SAE 30R10 specification for submersible fuel line hose applications.
- Fluoroelastomer [FKM] tubed cover resists gas permeation and retards aging.
- Aramid Fiber reinforcement—the same fiber used in bulletproof vests and is pound-for-pound stronger than steel.
- Maximum temperature rating: +302°F [+150°C].

1-Ft. Part No.	10-Ft. Part No.	32.8-Ft. Part No.	Work. I.D. [In.]	Press. [psi]
27086	27087	27083	1/4	100
27093	27080	27084	5/16	100
27097	27081	27089	3/8	100

Fuel Line and Vacuum Tubing Connector Kit

Handy impact resistant plastic case holds an assortment of 36 fuel line and vacuum tubing connectors. Assortment includes two of each connector shapes – “Y”, elbow, tee, reducer and straight. Part No. 91156.




- Plan-o-gram inside lid identifies location of each type and size connector.
- Provides convenient storage for complete line of fuel line and vacuum tubing connectors.
- Assortment contains two of each size from 3/32" to 3/16" O.D.

Part No.	Description	I.D. [In.]	Part No.	Description	I.D. [In.]
28561	Straight	3/32	28574	Elbow	3/16
28562	Straight	1/8	28592	Reducer	1/8 - 5/32
28563	Straight	5/32	28552	“Y” Connector	1/8
28564	Straight	3/16	28581	Tee	3/32
28591	Reducer	3/32 - 1/8	28582	Tee	1/8
28551	“Y” Connector	3/32	28583	Tee	5/32
28571	Elbow	3/32	28584	Tee	3/16
28572	Elbow	1/8	28593	Reducer	3/16 - 1/4
28573	Elbow	5/32	28554	“Y” Connector	3/16

Oil Systems

Transmission Oil Cooler Hose

Provides a safe, heat and oil resistant connecting line between oil cooler and transmission.



- One fiber braid reinforcement over an oil resistant nitrile rubber tube.
- Oil and abrasion resistant black hypalon cover.
- Meets or exceeds SAE J1019 requirements.
- Can be stacked on shelf or hung on pegboard.
- Easy-to-follow instructions in each package.
- Handy hose diameter indicator on package.
- Package is recyclable.
- Maximum temperature rating: +300°F [+150°C].
- Packaging: 3 ft. lengths in retail package; 25 ft. and 50 ft. lengths individually cartoned.

3 Foot Length	25 Foot Length	50 Foot Length				
Part No.	Part No.	Part No.	I.D. (In.)	O.D. (In.)	Work. (psi)	Press Burst
27056	27058	27060	5/16	.56	400	1600
27057	27059	27061	3/8	.625	400	1600
27065	27066	27067	1/2	.780	400	1600

NaviGates®

NaviGates® is a next-generation catalog system that enables users to easily search for Gates OE quality aftermarket parts, belt routing diagrams and store locations.


Optimized for web and smartphones, allows access to Gates wherever you work.

Scan this QR code to experience the world of Gates or visit Gates.com.

Braking Systems

Power Brake Vacuum Hose

Light-duty hose specially engineered for power brake applications on passenger cars and light trucks.




- Complies with DOT FMVSS 106VL. Meets SAE 1403 Type L.
- Ozone-resistant EPDM cover.
- Textile reinforcement.
- Vacuum rating 30 In. Hg.
- Temperature rating: -40°F to +257°F [-40°C to +125°C].

Part No. 3 Foot	Part No. 50 Foot	I.D. [In.]	O.D. [In.]	Work. Press. [psi]
27232	27230	$1\frac{1}{32}$.70	85
27233	27231	$1\frac{5}{32}$.82	85

Heavy-Duty Green Stripe® Air Brake Hose

Can be used as flexible connector between frame and axle.



- Compatible with standard air brake couplings.
- Neoprene construction is oil resistant.
- Two-braid rayon reinforced construction with smooth cover.
- Exceeds SAE J1402 and Bendix specifications.
- Complies with DOT FMVSS 106 requirements.
- Packaging: Individually cartoned.

Part No.	I.D. [In.]	O.D. [In.]	Length [Ft.]	Work. Press. [psi]
27220	$\frac{3}{8}$	$\frac{3}{4}$	50	225
28304	$\frac{3}{8}$	$\frac{3}{4}$	250	225
27221	$\frac{1}{2}$	$\frac{7}{8}$	50	225

Air Conditioning & Refrigeration Systems

PolarSeal® II Hose

PolarSeal® II Hose is designed to be installed with PolarSeal® II couplings and clamps. Meets SAE J2064 Type C, Class I - Use with R12, R13A and R22 refrigerants. Recommended for air condition systems on school/transit buses, RV's, limos and other heavy equipment that has long run or hard to service AC lines. Elastomeric tube with fabric braid reinforcement. Cover is heat, moisture and ozone resistant.



- Temperature rating: -22°F to +257°F [-30°C to +125°C].
- Coupling Recommendation [See Crimp Data Manual or E.Crimp]: PolarSeal® II Coupling.

Note: For a complete listing of PolarSeal® II Hose, see CARQUEST Hydraulic Hose + Fittings Catalog.

PolarSeal® and PolarSeal® II Couplings + Accessories

OEM quality couplings in 64 configurations to fit most mobile refrigeration and air conditioning applications.



- Available in straight, 45° and 90° styles.
- Comes in male, female, flared, flareless and swivel ends to fit most popular applications.
- Four sizes of "O Rings" especially compounded for R134a refrigerants.
- Five inline orifice tubes.
- Packaging: one each in plastic bag. Five to 10 per carton according to popularity.

Note: For a complete listing of PolarSeal® Couplings, see CARQUEST Hydraulic Hose + Fittings Catalog.

OE Fit belts...

When only the best will do!

- OEM Fit
- OEM Construction
- More Value and Longer Life
- Numerous Belt Types



The **OE Exact Fit** line that provides

an alternative to OE Dealer belts at a very competitive price. Get the assurance you expect by installing the brand developed by a leading OE supplier to the lawn and garden market.

These belts are built to withstand the rigorous start and stop operation of lawn and garden equipment, whether that is commercial or residential equipment. BladeRunner® belts are designed for the most discerning customer who demands only the best. Don't settle for less than the best, choose BladeRunner® exact OE fit lawn and garden belts.

BladeRunner

Windshield Washer & Vacuum Systems

Windshield Washer, Vacuum and Radiator Overflow Tubing

Ideal for windshield washers, vacuum-operated accessories and radiator over flow.



- Vacuum and kink resistant construction.
- Vacuum rated to 24" Hg [610mm].
- Meets SAE J1037, J942b specifications.
- 25 psi working pressure.
- Temperature rating: -40° to +257°F [-40°C to 125°C].
- Packaging: One 72" length per box. 50 ft. reel. One 250 ft. length per box.

72 Inch Length	50 Foot Reel	250 Foot Length	I.D. [In.]	Nipple Size [In.]
Part No. 27037	Part No. 27041	Part No. —	7/64	1/8
27038	27042	27035	5/32	3/16
27039	27043	27036	7/32	1/4

36 Inch Length	72 Inch Length	25 Foot Length	50 Foot Reel	I.D. [In.]	Nipple Size [In.]
Part No. —	Part No. 27040	Part No. —	Part No. 27044	1/4	5/16
27555	—	27050	—	5/16	3/8
27556	—	27053	—	3/8	7/16

Windshield Wiper Hose

Ideal for windshield washers, vacuum-operated accessories and radiator overflow applications.



- Reinforced construction for pressure applications. Kink and collapse resistant.
- EPDM tube and cover resists splitting or cracking during stem insertion.
- Temperature rating: -40°F to +257°F [-40° to 125°C] to 26 In./Hg.
- Packaging: 50 ft. reels.

Part No.	I.D. [In.]	Work. O.D. [In.]	Nipple Press. [psi]	Nipple Size [In.]
27072	5/32	.300	50	3/16
27073	7/32	.360	50	1/4
27074	1/4	.400	50	5/16

Wet Arm Wiper Tubing

One size, small outside diameter washer tubing designed as an integral part of windshield wiper systems. Same construction as windshield washer and vacuum tubing above.



- Meets SAE J1037, J942b specifications.

Part No. 50 Foot Reel	Part No. 2 Inch Clamshell	Nipple Size [In.]	I.D. [In.]
27045	27030	1/16	3/32

Windshield Washer & Vacuum Systems

Silicone Vacuum Tubing (EGR Hose) + DPFE

Specially formulated silicone rubber. High temperature resistance assures long service life in harsh environments.



- Extremely flexible and kink resistant.
- Also used to transfer air, water and coolant for exhaust gas recirculation.
- Orange color for easy identification.
- Temperature rating: 300°F [149°C] to 25 In./Hg; Possible reduced capacity above 300°F; Maximum 400°F [204°C].
- Packaging: One six-foot length in reusable, recyclable, self-service package.

Part No.	I.D. (In.)	Nipple Size (In.)	Min. Bend Radius (In.)
27075	7/64	1/8	1
27076	5/32	3/16	1 1/2
27077	7/32	1/4	1 1/2
27078	1/4	5/16	1 1/2

Clamshell Packaging

Four sizes of windshield washer and vacuum tubing in self-service, recyclable packaging.



- Can be displayed on pegboard.

Part No.	I.D. (In.)	Nipple Size (In.)	Length (Ft.)
27037	7/64	1/8	6
27038	5/32	3/16	6
27039	7/32	1/4	6
27040	1/4	5/16	6

Air & Defroster Systems

Turbocharger Hose

Specially compounded for use as a short, flexible connector between the air intake and the turbocharger. Can also be used for turbocharger air discharge. Approved for Marine Applications.



- Silicone elastomer inner liner reinforced with woven fiberglass fabric and coated with orange silicone rubber.
- Resists high temperatures and pressures.
- Resists coolants, weathering and ozone.
- Highly visible orange color helps distinguish this hose from engine coolant hose.
- Temperature rating: -60°F to +500°F [-51°C to +260°C].
- Packaging: 1 each.

Part No.	I.D. [In.]	Work Length [In.]	Press. [psi]	Part No.	I.D. [In.]	Work Length [In.]	Press. [psi]	Part No.	I.D. [In.]	Work Length [In.]	Press. [psi]
26001	3	3	25	26128	1 3/4	36	35	26154	3 3/8	36	15
26002	3 3/8	3 1/2	15	26132	2	36	35	26156	3 1/2	36	20
26003	3 3/8	6	15	26136	2 1/4	36	30	26160	3 3/4	36	15
26004	3 1/2	3	30	26138	2 3/8	36	30	26162	3 7/8	36	15
26007	5	3 1/2	15	26140	2 1/2	36	30	26164	4	36	15
26008	5 1/2	3 1/2	15	26142	2 5/8	36	15	26166	4 1/2	36	15
26116	1	36	45	26144	2 3/4	36	25				
26124	1 1/2	36	40	26148	3	36	25				

AV Series Air Vent Hose

Specifically designed for air cleaner-to-engine connections and other ducting applications.



- Available in pre-formed hump (similar to Vibraflex®), straight and curved configurations.
- Heat and oil resistant.
- Temperature rating: -40°F to +225°F.

Style	Part No.	[I.D. x Length] [In.]	Style	Part No.	[I.D. x Length] [In.]
Hump	23002	4 x 5	Molded	23201	3 x 5 1/4 x 90°*
	23004	5 x 6	Elbow	23202	3 1/2 x 5 1/2 x 45°
	23005	5 1/2 x 6		23203	3 1/2 x 5 1/2 x 90°*
	23006	6 x 5		23208	5 x 5 1/4 x 45°
Straight	23400	4 x 22		23209	5 x 6 x 90°
Flexible	23401	6 x 19		23215	6 x 6 1/2 x 45°*
	23402	6 1/8 x 19		23216	6 x 7 1/2 x 45°*
Reducer	23100	3 1/2 x 3 x 5 1/4		23218	6 x 7 x 90°*
Hump	23101	4 x 3 x 5 1/4		23221	7 x 7 1/2 x 90°
	23106	6 x 5 1/2 x 6	Reducer	23300	6 x 5 1/2 x 90°
	23107	7 x 6 x 5	Elbow		

*Ribbed

Air & Defroster Systems

Green Stripe® Ring Retained Turbocharger Hose

Made for turbocharged Class 8 and heavy-duty diesel engines. Multi-hump design isolates vibration and absorbs rotational shock. Depending on application, hose is engineered with three or four rings to maintain design integrity.



- Four layer silicone construction with aramid fiber reinforcement for maximum durability.
- Meets or exceeds OEM specifications.
- Temperature rating: -60°F to +500°F [-51°C to +260°C].

Part No.	I.D. [In.]	Length [In.]	Work. Press. [psi]
26200	3	6	25
26201	3 1/2	6	25
26203	4	6	25
26204	4	8	25

Defroster/Air Intake Hose

For defrosters, air ducts, air intakes, under-hood applications and other low pressure, low suction applications. Approved for marine applications.



- Flexible, heat-resistant materials and helical steel wire reinforced.
- Easily cut and formed to desired shape and length.
- Tear, abrasion and ozone resistant.
- Complies with DOT FMVSS 302.
- Temperature rating: -40°F to +200°F [-40°C to +93°C].
- Packaging: Individually boxed in six ft. lengths [compressed to 21"].

Part No.	I.D. [In.]	Part No.	I.D. [In.]	Part No.	I.D. [In.]	Part No.	I.D. [In.]
23820	1 1/4	23836	2 1/4	23850	3 1/4	23880	5
23824	1 1/2	23840	2 1/2	23856	3 1/2	23896	6
23828	1 3/4	23844	2 3/4	23864	4		
23832	2	23848	3	23872	4 1/2		

Green Stripe® Heavy-Duty Air Vent Hose

Specifically designed for air cleaner-to-engine connections and other ducting applications.



- Heat and oil-resistant tube.
- Flexible, helical wire reinforced.
- Cover is heat, oil and abrasion resistant.
- Smooth interior offers minimum air resistance for maximum efficiency.
- Easily cut with knife and wire cutters.
- Temperature rating: -40°F to +257°F [-40°C to +125°C].
- Packaging: 10 ft. lengths, individually cartoned.

Caution: Not recommended for conveying liquids.

Part No.	I.D. [In.]	O.D. [In.]	Work Press. [psi]	Vacuum Rating [In./Hg]
23764	4	4.38	10	7
23772	4 1/2	4.88	10	7
23780	5	5.38	10	6
23788	5 1/2	5.88	10	6

Service Hose

Multi-Use Hose

For handling lower pressure air, water, agricultural spraying, oil or grease. Can also be used for air spray painting.



- Nitrile tube and cover provide high oil resistance.
- One braid polyester cord reinforcement.
- Temperature rating: 0°F to +212°F [-18°C to +100°C].
- Packaging: 50 ft. to carton; 300 ft. reels [maximum three pieces, shortest piece 50 ft.].

Caution: Not recommended for use as small I.D. by-pass, coolant and heater hose. Do not use for fuel transfer applications.

Part No. 50 Ft.	Part No. 300 Ft.	I.D. [In.]	O.D. [In.]	Work Press. [psi]	Braid
27402	28652	1/4	1/2	315	1
27404	28657	5/16	5/8	315	1
27406	28661	3/8	11/16	315	1
27410	28665	1/2	27/32	315	1
27414	28667	5/8	15/16	315	1
27418	28671	3/4	1 3/32	315	1
—	28765	1	1 3/8	315	1

Signal Call Tubing

Designed for driveway signal devices in service stations and garages.



- Long-lasting EPDM rubber tubing specially built to register under the slightest pressure.
- Withstands vehicle weight at temperatures up to +150°F [+66°C].
- Meets SAE J1037, J942b specifications.
- Packaging: 50 ft. and 100 ft. [without couplings] individually cartoned; 300 ft. reels [maximum two pieces, shortest length 100 ft.].

Part No.	I.D. [In.]	O.D. [In.]	Length [Ft.]
27539	3/8	5/8	50
28681	3/8	5/8	100
28686	3/8	5/8	300

Service Hose

Safety Stripe® Air Hose



Durable, premium hose for garage and service station air impact tools.

- High strength reinforcement.
- High flexibility is easy on wrists.
- Perforated EPDM red cover that resists ozone and abrasion.
- Bend restrictors for extended life.
- Factory assembled male couplings with 300 lb. minimum coupling pull.
- Temperature rating: -40°F to +200°F [-40°C to +93°C].
- Packaging: 25 ft. and 50 ft. individually cartoned.

Part No.	I.D. (In.)	O.D. (In.)	Length (Ft.)	Working Pressure (psi)	Coupling Thread Size
27485	1/4	35/64	25	300	1/4-18NPT
27486	1/4	35/64	50	300	1/4-18NPT
27488	3/8	23/32	25	300	1/4-18NPT
27489	3/8	23/32	50	300	1/4-18NPT
27491	1/2	27/32	25	300	1/2-14NPT
27492	1/2	27/32	50	300	1/2-14NPT

Perfect Fit; Paramount Performance and Durability; Drop-in Installation

CARQUEST new G-Force® belts are the first of a new generation of Continuously Variable Transmission (CVT) belts. Building upon 100 years of manufacturing and materials success, CARQUEST has brought this technology to both the Original Equipment Manufacturer (OEM) and aftermarket CVT belt markets.

G-Force® drive belts are designed with proprietary measuring technology assuring exact fit. Advanced aramid tensile cords surrounded by specially formulated adhesion gum to reduce edge cord pullout and reinforced fiber loaded undercord are used in construction for dependability, performance and durability for today's recreational and utility all-terrain equipment. Double or single cog design construction matches the OEM belt design, maximizing heat control and flexibility.

Extreme real-world testing has proven the G-Force® belt to be high performing and durable, with no clutching adjustments necessary at installation. Whether trail riding, farming, ranching or extreme riding, G-Force® belts are engineered for demanding off-road conditions.

Just drop in a G-Force® belt and be on your way for work or play.



Exhaust System Hose

Exhaust Hose (Hardwall) Wire Reinforced

Heavy-duty fabric-reinforced hose with a helical steel wire reinforcement to meet marine water and wet exhaust hose requirements.



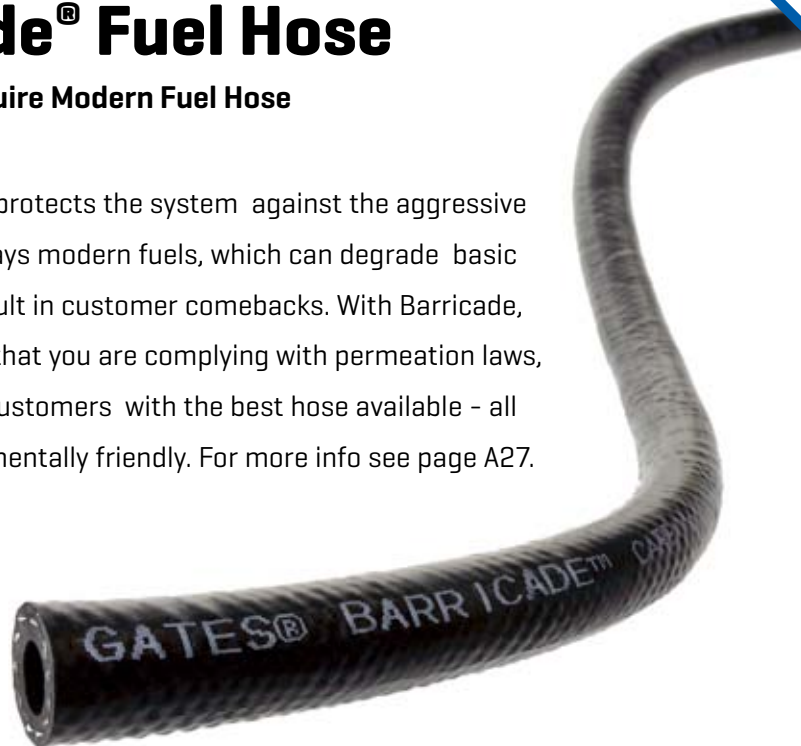
- Features blue layline for easy identification.
- Resists heat and oil.
- Meets SAE J2006 requirements.
- Working pressure 100 psi for water application, 10 psi for exhaust application.
- May be used for engine water circulation, discharge lines, heat exchangers and wet exhaust connections.
- Packaging: 12.5 foot lengths.

12.5 Foot Length Part No.	O.D. (In.)	I.D. (In.)	12.5 Foot Length Part No.	O.D. (In.)	I.D. (In.)	12.5 Foot Length Part No.	O.D. (In.)	I.D. (In.)
250-1184	1 ¹ / ₈	1.50	250-2184	2 ¹ / ₈	2.49	250-3124	3 ¹ / ₂	4.04
250-1144	1 ¹ / ₄	1.63	250-2144	2 ¹ / ₄	2.63	250-4004	4	4.54
250-1384	1 ³ / ₈	1.75	250-2384	2 ³ / ₈	2.75	250-4124	4 ¹ / ₂	5.04
250-1124	1 ¹ / ₂	1.88	250-2124	2 ¹ / ₂	2.90	250-5004	5	5.54
250-1584	1 ⁵ / ₈	2.00	250-2584	2 ⁵ / ₈	3.02	250-5124	5 ¹ / ₂	6.04
250-1344	1 ³ / ₄	2.12	250-2344	2 ³ / ₄	3.22	250-6004	6	6.68
250-1784	1 ⁷ / ₈	2.24	250-2784	2 ⁷ / ₈	3.42			
250-2004	2	2.36	250-3004	3	3.54			

Barricade[®] Fuel Hose

Modern Fuels Require Modern Fuel Hose

Installing Barricade protects the system against the aggressive fuel mixtures of today's modern fuels, which can degrade basic rubber hose and result in customer comebacks. With Barricade, you can be assured that you are complying with permeation laws, and providing your customers with the best hose available - all while being environmentally friendly. For more info see page A27.



Merchandisers & Sales Aids

Heater Hose Merchandiser

Attractive, yet rugged metal cabinet organizes and keeps stock neat. Designed to hold dispensing cartons, making it easy to pull hose out for measuring. Create a "Hose Center" by adding the popular Fuel Line/PCV/EEC and Vacuum Tubing Merchandiser to the top of this unit. Part No. 91160.



- Holds one each 50 ft. cartons of $\frac{1}{2}$ ", $\frac{5}{8}$ " and $\frac{3}{4}$ " heater hose.
- Handy 36" measuring scale printed on side makes it easy to measure the exact length of hose needed.
- Assembled unit measures $20\frac{1}{8}$ " x $17\frac{1}{2}$ " x 43". [Shipped K.D.].

Note: Merchandiser does not include hose.

Barricade® Fuel Line and Vacuum Tubing Merchandiser/Assortment

Attractive, metal cabinet comes assembled. Holds and dispenses 12 reels of fast-selling CARQUEST Barricade® Fuel Line, EEC and PCV hoses, or tubing for windshield washers and vacuum-operated accessories. Part No. 91184 and Part No. 91183 - Display only. Charge Item. Replaces the 91158/91159 rack.



- Contains 12 fast-selling hose sizes on individually mounted and replaceable reels.
- Handy measuring scale printed on lid makes it easy to measure exact size of hose needed.
- Can be displayed on counter or mounted on wall.
- Attached chain designed to hold hand-held hose cutter.
- Base dimensions are 16"D x $19\frac{1}{2}$ "W x 18"H.

Note: Combine this merchandiser with the Heater Hose Merchandiser to create the modular "Hose Center" shown below.

Fuel Line /PCV / EEC Hose			Vacuum Tubing			Barricade® Carburetion Hose			Barricade® Injection Hose		
Part No.	Length [Ft.]	I.D. [In.]	Part No.	Length [Ft.]	I.D. [In.]	Part No.	Length [Ft.]	I.D. [In.]	Part No.	Length [Ft.]	I.D. [In.]
27000	25	$\frac{1}{8}$	27041	50	$\frac{1}{8}$	27313	25	$\frac{1}{4}$	27339	25	$\frac{1}{4}$
27001	25	$\frac{3}{16}$	27042	50	$\frac{5}{32}$	27314	25	$\frac{5}{16}$	27340	25	$\frac{5}{16}$
			27043	50	$\frac{7}{32}$	27315	25	$\frac{3}{8}$	27341	25	$\frac{3}{8}$
			27044	50	$\frac{1}{4}$						

Create a "Hose Center"



Add the popular Fuel Line/PCV/EEC and Vacuum Tubing Merchandiser to the Heater Hose Merchandiser, and all the popular small I.D. hoses will be located in one neat and convenient location. Part No. 91183 + 91160.

- Base dimensions are $20\frac{1}{8}$ " D x $19\frac{1}{2}$ "W x 61"H.

Merchandisers & Sales Aids

Sizing Chart Decal

Stick this handy pressure-sensitive size and part number chart on heat gun handle, tool kit or any convenient location. Part No. 91221.

PowerGrip 5B™ Clamps				
Hose Outside Diameter		Nominal Hose ID (in)	Description	Part No. (10 per pack)
Minimum	Maximum			
1/2"	1 1/4"	3/8"	SB18	32818
1 1/8"	1 3/4"	1/2"	SB22	32822
1 1/4"	1 7/8"	5/8"	SB25	32825
1 3/8"	2 1/8"	3/4"	SB28	32828
1 3/4"	2 1/4"	1"	SB34	32834
1 7/8"	2 3/8"	1 1/8"	SB41	32841
2"	2 1/2"	1 1/4"	SB48	32848
2 1/8"	2 7/8"	1 3/8"	SB54	32854
2 1/4"	3 1/8"	1 3/4"	SB60	32860
2 3/8"	3 1/4"	2"	SB80	32880
2 7/8"	3 3/4"	2 1/4"	SB87	32887
3 1/4"	3 7/8"	2 3/4"	SB93	32893
3 3/8"	4 1/4"	3 1/8"	SB96	32896
3 7/8"	4 7/8"	3 1/2"	SB99	32899

- No charge for this item.

Conversion Chart


This tool was specifically designed to measure Micro-V AT® belts. Belts other than Micro-V's® can be measured by following instructions printed on this card. Form No. 428-1800.



- Comes attached to each Micro-V AT® belt length finder.
- Card is laminated for long service life.

V-Belt Number Finder


Versatile device helps determine replacement belt numbers for cars, light trucks, heavy trucks, buses and Truflex®/PowerRated® light-duty belts, when the old belt is available. Part No. 91201 - Belt Finder. Charge Item.



- Packaging: Individually cartoned.
- For automotive and light-duty belt applications, see CARQUEST Catalogs and Owners' Manuals to verify recommended replacement parts.

Micro-V AT® Belt Length Finder

Handy tool measures every serpentine belt made to help determine replacement belt for cars, light trucks, buses, heavy trucks and other equipment. Part No. 91202. Charge Item.



- Telescopes out to measure up to 120" belts. Compact 3 ft. length when closed.
- Accurate, lightweight and easy to use.
- Packaging: Individually cartoned.
- For specific applications and recommended replacement belt numbers, see CARQUEST Catalogs and Owners' Manuals.

Truflex® and PowerRated® Belt Length Finder

Improved belt length finder measures FHP belts up to 107" to determine equivalent Truflex® or PowerRated® belt numbers. Part No. 91104.



- Instructions for using finder packed with unit.
- Packaging: Individually cartoned.

Merchandisers & Sales Aids

POWERCLEAN™ Flush Tool

Cooling systems can be difficult to flush completely due to accumulated debris. Inadequate flushing can ruin a newly installed water pump and result in warranty problems and frustrated customers. Make sure you perform a complete cooling system flush by using clean water and compressed air. The Power Clean™ Flush Tool “water hammers” accumulated sludge and scale deposits without the use of harsh chemicals or solvents. It cleans radiators, heat exchangers, hoses and engine blocks more effectively than conventional flushes, maintains system integrity and ensures warranty coverage on replacement parts, including water pumps. The Power Clean™ Flush Tool patented process uses fixed dimensional control of the air and liquid flow paths. The process allows air to pressurize the cleaning fluid to scrub deep into corners and crevices, eliminating trapped debris. Part No. 91002.



- Pulsating gun assembly with pre-set regulator.
- Water line backflow preventer.
- Large rubber tip for radiator necks and direct flushing of the engine block.
- Small rubber tip on whip hose for direct access to heater core tube stubs.
- $\frac{5}{8}$ " And $\frac{3}{4}$ " heater hose barbs for flushing heater cores or engine blocks.
- Durable protective storage case with room for additional items.

Power Steering + Alternator Pulley Kit

Designed to remove and install press-on-type belt driven accessory pulleys found on most vehicles. Part No. 91014.



- Kit includes components necessary to remove and install pulleys on pumps with common $\frac{3}{8}$ - $\frac{3}{16}$ threaded shaft.
- Includes unique interchangeable components to remove and install pulleys on GM Quad 4, 3.1L, and Ford 4.6L engines.
- Designed to be used with either hand tools or air impact gun.
- Kit includes special holding bar to stop housing from spinning during use with impact gun.

ADP Tool Kit

This handy tool kit contains all of the tools required for ADP removal and installation. One kit eliminates the need to shop around for hard-to-find tools and reduces service bay downtime that can take a toll on dealer profits. Part No. 91024.



- Kit includes eight tools designed to R + R all vehicles that utilize ADPs found on the road today.

Professional-Grade Tools

Krikit™ V-Belt Tension Gauge

This easy-to-use gauge is designed for tensioning all automotive V-belts up to, and including, 7/8" top widths. Part No. 91107. Charge Item.



- Scale reads in pounds and kilograms. Measures tension from 30 to 160 lbs., and 15 to 75 kg.
- Die-cast aluminum body, nylon indicator arm and pressure pad.
- Fits in pocket with stainless steel pocket clip.
- Packaging: Individually boxed.

Note: Not for use on timing belts.

Krikit™ II Micro-V AT® [V-Ribbed] Belt Tension Gauge

Designed for tensioning V-ribbed belts on passenger cars, light trucks, heavy trucks and buses. Part No. 91132. Charge Item.



- Bright green pressure pad and indicator arm.
- Calibrated to measure tension from 100 to 320 lbs., and 50 to 150 kg.
- Measure belts up to eight ribs in width.
- Packaging: Individually boxed.

Note: Not for use on timing belts.

PolarSeal® II Pliers

PolarSeal® II Pliers are used to crimp clamps on PolarSeal® II couplings. Any one of three pliers will get the job done. Each tool is designed with slightly different features.

Ratcheting Plier – Part No. 77953




- The ratcheting plier features a no-release function. Once a crimp is started the plier does not release until the crimp is complete. This guarantees a proper seal, with no guess work in the crimp.

Straight Jaw Plier – Part No. 77952



- The straight jaw plier is a low cost, no-frills plier. This plier works best when there are no obstructions to hinder gripping the clamp or completing the crimp.

Notched Jaw Plier – Part No. 77951



- The notched jaw plier is designed for the hard-to-reach places. If obstructions prohibit the use of straight jaw pliers this is the tool to use. Use either side or the front of this plier to make the crimp.

Professional-Grade Tools

SureLok™ Quick-Release Pliers

SureLok™ couplings [Push-to-Connect] are the easiest and quickest coupling to install, but can be difficult to disconnect. Placement near obstructions, as well as age and road debris, affect the ability to disconnect the SureLok™ coupling. Tight spaces can also make removing a coupling almost impossible. SureLok™ pliers allow for the removal of a Push-to-Connect coupling from the tubing in seconds with just one hand. To help get into tight spaces, SureLok pliers offer two different heads; one straight and one with a 90° offset. They come in two sizes: Small, for tubing from 1/8" to 3/8"; and Large, for tubing 3/8" to 3/4". An instructional CD is included with each part number.

Sold as single units, packs of two [Large or Small], as well as all four in a handy carrying case.



Single Units

Small

Part No. 91023, Vertical
Part No. 91021, Angle

Large

Part No. 91022, Vertical
Part No. 91020, Angle

Four Pack

Part No. 91017

Hose Cutters (Hand-Held) and Replacement Blades



Makes clean cuts with no ragged edges. Cuts most non-metal reinforced rubber hoses up to 3" I.D. Excellent for cutting thin walled flexible pipe, PE and PVC pipe (up to 1 1/2") used in sprinkler systems.

- Lightweight with nylon handles.
- Blade closes into handle for safety.
- Use small cutter for hoses up to 1 1/2" I.D.
- Packaging: Cutter and blades individually packaged on shrink-wrapped cards ready for pegboard display.

Hose Cutter	Description	Replacement Blade	Cuts to Hose I.D.
91143	Large I.D. Hose Cutter	91144	3"
91153	Small I.D. Hose Cutter	91154	1 1/2"

Heavy-Duty PowerGrip® SB Clamp Removal Tool

Offers easiest method for removing PowerGrip® SB clamps. Part No. 91215 Tool. Charge Item.



- Quickly removes clamps without damaging hose.

Professional-Grade Tools

Serpentine Ratcheting Wrench Set

Provides fast way of releasing tension on serpentine belt drives. Reversible, 21-tooth ratcheting heads on each end allow for better tool positioning and more swing than standard serpentine belt wrenches. Part No. 91011.



- Wrenches are 21½" long, 6" longer than competitive designs for increased leverage.
- Includes eight sizes for maximum application coverage: 13mm, 14mm, 15mm, 16mm, 17mm, ⅜", ½" and ¾".

Coolant + Battery Refractometer

Measures concentration of coolant mixture in engine. Place small sample of coolant on lens, then hold lens up to light source. Light bends through liquid, providing an accurate reading on scale. Part No. 91001.



- Measuring coolant concentrations is essential to cooling system maintenance.
- Most technicians use hydrometers to test coolant concentration via gravity or floating ball scales.
- Hydrometers must be temperature corrected, and may give false readings when testing new, propylene-based coolants.
- The refractometer automatically corrects for temperature on both types of coolant [ethylene and propylene glycol] while measuring battery charge levels.

POWERCLEAN™ Flush Tool



Cooling systems can be difficult to flush completely due to accumulated debris. Inadequate flushing can ruin a newly installed water pump and result in warranty problems and frustrated customers. Make sure you perform a complete cooling system flush by using clean water and compressed air. The Power Clean Flush Tool "water hammers" accumulated sludge and scale deposits without the use of harsh chemicals or solvents. It cleans radiators, heat exchangers, hoses and engine blocks more effectively than conventional flushes, maintains system integrity and ensures warranty coverage on replacement parts, including water pumps. The Power Clean Flush Tool patented process uses fixed dimensional control of the air and liquid flow paths.

The process allows air to pressurize the cleaning fluid to scrub deep into corners and crevices, eliminating trapped debris.

- Pulsating gun assembly with pre-set regulator.
- Water line backflow preventer.
- Large rubber tip for radiator necks and direct flushing of the engine block.
- Small rubber tip on whip hose for direct access to heater core tube stubs.
- 5/8" and 3/4" heater hose barbs for flushing heater cores or engine blocks.
- Durable protective storage case with room for additional items.
- Part Number 91002.



Watch a video on the Gates Power Clean Flush Tool.

Professional-Grade Tools

Belt Installation Tool

Time-saving tool affords control and reach when installing serpentine belts. Also helps install V-belts and timing belts located in difficult-to-reach areas. Part No. 91209. Charge Item.



- Two pin design affords convenient belt push/pull capability.
- Tool's handle lends easy twisting control of belt in hard-to-reach places.

Bend-N-Fit Tube Bender

Simply and easily duplicates bent tubes. Part No. 91025.



- Power steering.
- Air conditioning.
- Transmission oil cooler.
- Fuel lines.
- Plus many more applications.
- Bends sae tubing as well as metric tubing – without changing any tooling – in the following sizes: 1/4" 5/16" 3/8" 1/2" 6mm –13mm.

Cam Gear Sprocket Tool

Gear holding tool provides safe, effective means for holding gear while removing and reinstalling belt or sprockets without damaging gears, cams or valves. Many engine-timing procedures require camshaft to be held in position while gear or belt is removed from shaft to re-align cam timing position properly. Part No. 91008.



- Tool can also be used to turn gears during timing alignment.
- Essential tool for many timing belt, pump adjustment and engine timing applications.

Serpentine Belt Tension Relief Tool

Ideal tool for removing and installing serpentine belts. Provides necessary leverage and clearance to release spring pressure and move tensioner pulley arm. Part No. 91015.



- Three-bar design includes seven sockets [13mm, 14mm, 15mm, 16mm, 18mm, 3/8" and 1/2"].

Belt Wear Gauge

Like tires, EPDM belts wear out gradually, steadily losing rubber material. This unique tool designed to help inspect serpentine belts for wear. EPDM belts, installed by original equipment manufacturers on new equipment, typically do not show obvious signs of wear such as cracking. Contact your local CARQUEST representative to receive your tool. Part No. 91190.



Hydraulics

CARQUEST Hydraulics



Superior Products Designed for Global Leader ship

Complete Control

CARQUEST designs and manufactures hose, couplings, equipment and tooling assuring quality, safety and completeness.

Full Coverage

- Quick disconnects
- Bail valves
- Stainless steel couplings for chemicals and fertilizers
- Brass and steel adapters
- Live swivels
- PTFE hose and couplings
- Polar Seal AC hose and couplings
- And many more CARQUEST products, see catalog 431-2080 and/or contact your local CARQUEST Representative.



Hydraulics

Featured Products



MegaSys® Wire-Braid Constant Pressure Hoses

M3K, M4K, M5K and M6K Hoses

- Each hose features a constant working pressure
- Two braids of high-tensile steel wire [one braid in M3K -3, -4, -5, -6 and -8 sizes]
- Nitrile tube for use with biodegradable hydraulic fluids
- Tested to industry-leading 600,000 cycles
- Temperature range -40°F to +212°F [-40°C to +100°C]
- Available with abrasion-resistant XtraTuff™ or MegaTuff® covers



MegaCrimp® Couplings

The Versatile “No-Weep” Coupling with the Patented “C” Insert

It’s what’s inside the pre-assembled MegaCrimp coupling that gives it world-class, leak-proof performance. It is designed with a patented “C” insert, attached to the ferrule, that accommodates hoses of different constructions and wall thicknesses. The insert’s design ensures crimping forces are evenly distributed to form a concentric seal. The “C” insert simplifies inventory requirements since one MegaCrimp coupling size can accommodate various hose outside diameters, on both one- and two-wire braid hydraulic hoses.

Key Features


- Robust “bite-the-wire” crimp
- Low profile
- Full-stem insertion
- Full-length crimp
- Tested to industry-leading 600,000 impulse cycles
- Simplifies inventory management
- Environmentally-friendly TuffCoat™ plating for 500% better corrosion resistance



MegaSys® Spiral-Wire Constant Pressure Hoses

EFG3K, EFG4K, EFG5K, EFG6K and G8K Hoses

- Each hose features a constant working pressure
- Four alternating layers [six in some larger sizes] of spiraled, high tensile steel
- Nitrile tube for use with biodegradable hydraulic fluids
- Tested to industry-leading 1,000,000 impulse cycles
- Temperature range -40°F to +250°F [-40°C to +121°C]
- Available with abrasion-resistant MegaTuff® cover



GlobalSpiral™ Couplings

No-Skive Convenience, Reduced Inventory

GlobalSpiral couplings are specially engineered to provide superior performance for extreme high-pressure, high-impulse spiral-wire hydraulic hose applications. They can be used with all CARQUEST MegaSys four- and six-spiral wire hoses up to 8,000 psi. The innovative, two-piece, no-skive design reduces assembly time, labor, fabrication errors and contamination of the fluid power system. The work area stays clean, and the odors and dust normally created by skiving are eliminated. In addition, the two-piece design reduces parts inventory by 30 percent because only one stem is required for all spiral-wire hose types.

Key Features

- “Bite-the-wire” crimp for improved coupling retention.
- Over 30 thread configurations to maximize application coverage
- Tested to industry-leading 1,000,000 impulse cycles at +250°F [+121°C]

Hydraulics Crimpers

SC™32 Crimper

The CARQUEST SC™32 crimper is a versatile, easy-to-use, economical machine suitable for a hardworking shop environment. It is offered in 110V and 220V single phase versions to match the shop power supply. This rugged crimper is designed for continued use to meet day-to-day shop and counter needs for crimps on hoses up to 1¼" I.D., with occasional crimps for larger assemblies up to 2", six-spiral hose.



- High-ton ram force with an integrated pump.
- Pump pre-wired for either 110 Volt or 220 Volt [1 phase] outlets.
- Bottom-loading makes crimping easier.
- Comes with all the base plates and spacers required to crimp up to 2" hoses.

GC®32-XD Crimper

The new GC®32-XD crimper from CARQUEST crimps every hose and coupling in our hydraulics catalog. The open crimper head accommodates any CARQUEST hose construction or coupling configuration, including 2½" Global MegaVac® return lines. It makes them at a rate that is twice as fast as the CARQUEST OmniCrimp® 21 crimper, which the GC®32-XD is replacing. Internally, the GC®32-XD uses a unique cloverleaf design that simply produces a better crimp. Unlike standard annular head configurations, CARQUEST exclusive cloverleaf design reinforces the piston so the dies move smoother for more consistent crimps without any taper in the crimp OD.



- Accepts electrical input from 208 volts to 260 volts, single phase.
- Twice as fast as the CARQUEST OmniCrimp® 21 crimper, which the GC®32-XD is replacing.
- Patented quick change tool enables fast loading and unloading of color-coded, numbered dies.
- 470 Radial Ton crimping force.

MobileCrimp® 4-20 Crimper

This lightweight, versatile crimper is powerful enough to crimp up to 1¼" four spiral-wire hose. Weighing approximately 57 pounds, this new field crimper combines the latest crimping technology with old-fashioned toughness and durability. Just dial in the appropriate crimp setting and hold the start button until the light comes on and the buzzer sounds, then release.



- Ability to lock-in setting for multiple assemblies.
- Light and buzzer operate on two "AAA" batteries.
- Portable and lightweight – only 57 pounds.
- Powerful enough to crimp up to 1¼" I.D. four spiral-wire hose.
- Great for jobs in the field.

Hydraulics Crimpers

Power Crimp® 707

The Power Crimp® 707 is the most precise, yet simple crimper made. It was the first crimper with electronic digital readout to indicate gauge setting. The toughest part about using the 707 is pushing a button. It takes just a few seconds to make factory-quality hose assemblies. It crimps most hydraulic hoses from low pressure return lines to extremely high pressure spirals, from $\frac{3}{16}$ " to $1\frac{1}{4}$ " I.D. Crimps straight and bent tube couplings, plus 45° and 90° block types. The Power Crimp® 707 can also be adapted for use as a power swager.



- Crimps low pressure return lines to high pressure spiral hoses, from $\frac{3}{16}$ " to $1\frac{1}{4}$ " I.D. four-spiral wire.
- Crimps straight and bent tube couplings, plus 45° and 90° block types.
- Swage capable.

Auto Revolutions

Auto Revolutions is a quarterly e-newsletter that delivers current industry information, new tool and product announcements, and much more straight to your inbox.

Sign up to receive Auto Revolutions today at: www.gates.com/autosignup

How To Use

This catalog contains two distinct Equipment Type specific Application sections. Each Application section is sorted alphabetically by Equipment Manufacturer, then further sorted based on a hierarchy pertinent to the Equipment Type. Included in this catalog are Product Pages, Size Lists (Including Straight Hose), and an Interchange that Relates FleetRunner® Belt Part Numbers to standard Micro-V AT® Belt and XL® V-Belt Part Numbers.

The Application Sections could contain the following:

1. Equipment Type Specific Hierarchy (Make, will also include a subset of Year, Model and Engine)
2. Our Part Number
3. Application Description and Comments
4. Footnotes
5. Footnote definitions for footnotes used on the page

Belts for Riding Mowers							
Application	OEM No.	Standard Belts	Premium Belts	Application	OEM No.	Standard Belts	Premium Belts
SNAPPER - Continued				SPEEDEX - Continued			
ZF2100DKU				840			
Deck Drive, W/52", 61" Deck	41830		6837	Drive, W/Stationary Eng	3926831		6983
Driveshaft To Hydro, W/52", 61" Deck	36544		6834	1020; 1030			
				Drive, W/Sliding Eng	3926964		6964
ZF2390K				1040; 1040A			
Deck Drive, W/51" Deck	36543		6837	Drive, W/Stationary Eng	3926831		6983
Driveshaft - Upper, W/51" Deck	36544		6834	1130			
ZF2390GKU Turf Cruiser				Drive, W/Sliding Eng	3926964		6964
Deck Drive, W/52", 61", 73" Deck	41830		6837	1140; 1240			
Driveshaft To Hydro, W/52", 61", 73" Deck	36544		6834	Drive, W/Stationary Eng	3926831		6983
ZF2500K				1320; 1420; 1430; 1630			
Deck Drive, W/52", 61" Deck	36543		6837	Drive, W/Sliding Eng	3926964		6964
Driveshaft - Upper, W/52", 61" Deck	36544		6834	1630T			
ZF2500KH Turf Cruiser				Drive, W/Sliding Eng	3926968		6968
Deck Drive, W/52", 61", 73" Deck	36543		6837	1632			
Driveshaft - Upper, W/52", 61", 73" Deck	36544		6834	Drive	3926967		6967
ZM2200K; ZM2500KH Pro Cruiser				Hyd. Pump	3916834		6834
Drive, W/52", 61" Deck	36543		6837	1640			
Traction, W/52", 61" Deck	45254		6834	Drive, W/Stationary Eng	3926831		6983
ZT2042 (2690645)				1682			
Eng. To Deck, W/42" Deck	1732966		6768R	Drive	3926967		6967
Trans. W/42" Deck	1732224		6697R	1832			
ZT2142				Drive, W/Sliding Eng	3926967		6967
Hydro. Drive	1732224		6768R	Hyd. Pump	3916340		6832
Deck Drive	1732966		6768R	2022			
ZT2446				Eng. To Deck Drive			6938
Hydro. Drive	5101833		6637R	Eagle			
Deck Drive	5102145		6708R				
Z7450 (2690647)							
Hydro. Drive	1732204		6768R				
Deck Drive	1732224		6768R				
820				1230			
Drive, W/Stationary Eng			6964	Blade			A110
832D				P.T.O.			6850
Drive	3926974		6974	Trans.	360237		6834
Hyd. Pump	3912400		6840				
⑥ Two Required.							

Straight Hose part numbers listed in the catalog are bulk hose part numbers, sold in lengths ranging from 3' stick hose to 300' reels. Be sure to indicate the length of hose you'd like when ordering these part numbers. When available the length required for the application has been provided along with the Inside Diameter as a comment in the Application section. To see alternative hose construction options refer to the Straight Hose Size List.

Abbreviations

A.	Amperes	Exc.	Except	Nom.	Nominal
A.C.	Air Conditioning	Exch.	Exchanger	O.C.	Outside Circumference
A.P.	Air Pump	Ext.	External	O.D.	Outside Diameter
A.T.F.	Automatic Transmission Fluid	F.	Fahrenheit	O.H.C.	Overhead Cam
ABDS	Accessory Belt Drive System	Fed.	Federal	O.H.V.	Overhead Valve
Accy.	Accessory	FHP	Fractional Horse Power	OE	Original Equipment
Adj.	Adjustable	FWD	Front Wheel Drive	OEM	Original Equipment Manufacturer
Adjmt.	Adjustment	Ft.	Foot (Feet)	P.S.	Power Steering
ADP	Alternator Decoupler Pulley	G.V.W.	Gross Vehicle Weight	P.T.O.	Power Take-Off
Air-Hyd.	Air Over Hydraulic	Gal.	Gallon	Pass.	Passenger
Almnm.	Aluminum	Gas	Gasoline	PCV	Positive Crankcase Ventilation
Alt.	Alternator	Gen.	Generator	Perf.	Performance
Assy.	Assembly	GM	General Motors	Pkg.	Package
Auto.	Automatic	GMC	General Motors Corporation	Prod.	Production
Aux.	Auxiliary	Gov.	Governor	Pt. No.	Part Number
AWD	All Wheel Drive	H.D.	Heavy Duty	R.P.M.	Revolutions per Minute
B.B.C.	Bumper To Back Of Cab	H.O.	High Output	Rad. (Rads.)	Radiator(s)
Bbl.	Barrel	H.P.	Horsepower	Rec.	Recreational
Brkt	Bracket	Hemi.	Hemispherical	Repl.	Replacement
C.	Celsius	Hi Perf.	High Performance	RWD	Rear Wheel Drive
C.I.D.	Cubic Inch Displacement	Horiz.	Horizontal	S.P.	Steering Pump
C.O.E.	Cab Over Engine	Hyd.	Hydraulic	SBDS	Synchronous Belt Drive System
C.S.	Crankshaft	Hydra.	Hydramatic	Ser.	Serial
Calif.	California	Hydro.	Hydrostatic	SHO	Super High Output
Cam.	Camshaft	Hz	Hertz	SOHC	Single Overhead Cam
Carb.	Carburetor	I.C.	Inside Circumference	Spec.	Special
Cat.	Caterpillar	I.D.	Inside Diameter	Sq.	Square
CC (cc)	Cubic Centimeter(s)	ID	Identification	Std.	Standard
CDC	Consolidated Diesel Corporation	In.	Inch (Inches)	Stg.	Steering
Chry.	Chrysler	Inc.	Increased	Strt.	Straight
Circ.	Circumference	Incl.	Includes	Susp.	Suspension
CNG	Compressed Natural Gas	Ind.	Industrial	SVT	Special Vehicle Teams
Co.	Company	Inj.	Injection	T.W.	Top Width
Comm.	Commercial	Inst.	Installed	Temp.	Temperature
Compr.	Compressor	Install.	Installation	Trans.	Transmission
Cond.	Conditioning(er)	J.S.	Jack Shaft	Trlr.	Trailer
Conv.	Conventional	L	Litre	Trk.	Truck
Cool.	Cooling	L.C.F.	Low Cab Forward	TSB	Technical Service Bulletin
Corp.	Corporation	L.C.I.	Low Cut-In	Turbo	Turbocharged
Cu.	Cubic	L.D.	Light Duty	V.	Volts
Cust.	Custom	Lb. (Lbs.)	Pound(s)	V.P.	Vacuum Pump
CVT	Continuously Variable Transmission	Limo	Limousine	V.S.	Variable Speed
Cyl.	Cylinder	LPG	Liquid Petroleum Gas	Vac.	Vacuum
DEF	Diesel Emissions Fluid	m	Meters	Vert.	Vertical
Deg.	Degree	M.D.	Medium Duty	VIN	Vehicle Identification Number
Dia.	Diameter	Mach.	Machine	VIO	Vehicles in Operation
Dir.	Dealer	Man.	Manual	VTEC	Variable Valve Timing & Lift Electronic Control
DOHC	Dual Overhead Cam	Max.	Maximum	W/	With
DOT	Department of Transportation	Mech.	Mechanical	W/O	Without
DPFE	Differential Pressure Feedback EGR	Mfg.	Manufacturing	W.	Watts
E.E.C.	Evaporative Emission Control	Mfr.	Manufacturer	W.B.	Wheelbase
E.G.R.	Exhaust Gas Recirculation	MHz	Megahertz	W.P.	Water Pump
EBS	Electronic Braking System	Min.	Minimum	X.C. (XC)	Extra Cooling
Elec.	Electric	mm	Millimeter	2WD	2 Wheel Drive
Eng.	Engine	MPI	Multi-Port Injection	4WD	4 Wheel Drive
EPDM	Ethylene Propylene Diene Monomer	Mtd.	Mounted	4WS	4 Wheel Steering
Equip.	Equipped, Equipment	Mtr.	Motor		
Evap.	Evaporative	No.	Number		

Belts for Riding Mowers

Order Belts and Hose by Our Number. Manufacturers' Part Number is shown for reference only.

Application	OEM No.	Standard Belts	Premium Belts	Application	OEM No.	Standard Belts	Premium Belts
ACE HARDWARE				ACE HARDWARE - Continued			
13AH660F				131-425; 131-435 - Continued			
Eng. To Deck	7540329A		6630BR	Trans.	7540136		6931
Eng. To V.S.	7540280A		6447BR	131-480; 131-490			
V.S. To Trans.	7540370		6439BR	Blade	7540145		6488BR
13AM673G				Drive	7540147	3520	6952
Eng. To Deck	7540371A		6402BR	Trans.	7540136		6931
Eng. To V.S.	7540280A		6447BR	131-495			
V.S. To Trans.	7540370		6439BR	Blade	7540145		6488BR
13AN673G				Drive; W/31" Belt O.C.	7540136		6931
Deck	7540371A		6402BR	Drive; W/52" Belt O.C.	7540147	3520	6952
Eng.	7540280A		6447BR	132-380			
Trans.	7540370		6439BR	Blade; W/50" Belt O.C.	7540138	3500	6950
13AN698G				Blade; W/64" Belt O.C.	7540167		6964
Deck	7540371A		6402BR	Trans.	7540164	2630	6863
Fan	7540441		6417BR	132-385			
13AS608G				Blade	7540138	3500	6950
Drive	7540468		6556BR	Trans.	7540198		6451BR
P.T.O.; W/Electric P.T.O.	7540485		6575BR	132-412			
P.T.O.; W/Man. P.T.O.	7540486		6502BR	Blade	7540138	3500	6950
Variable Speed	7540467		6606BR	Trans.	7540101		6517BR
130-390				132-435			
Blade	7540107		6830	Blade	7540127		6966
Trans.	7540111	2450	6845	Drive	7540135		6925
130-395				Trans.	7540136		6931
Blade	7540167		6964	132-460			
Drive	7540198		6451BR	Blade	7540118		6963
130-400				Trans.	7540166		6962
Blade	7540188		6951	132-480			
Trans.	7540101		6517BR	Blade	7540151		6967
130-410				Deck	7540138	3500	6950
Blade	7540138	3500	6950	Traction	7540136		6931
Trans.	7540101		6517BR	132-495			
130-420; 130-430				Blade	7540145		6488BR
Blade	7540127		6966	Eng. To Variator	7540138		6950
Drive	7540135		6925	Variator To Trans.	7540136		6931
Trans.	7540136		6931	133-380			
130-460				Blade; W/50" Belt O.C.	7540138	3500	6950
Blade	7540118		6963	Blade; W/64" Belt O.C.	7540167		6964
Trans.	7540937	3590	6959	Trans.	7540164	2630	6863
130-466				133-385			
Blade	7540151		6967	Blade	7540138	3500	6950
Deck	7540138	3500	6950	Trans.	7540198		6451BR
Traction	7540136		6931	133-410			
130-470				Blade	7540138	3500	6950
Blade	7540118		6963	Trans.	7540101		6517BR
Trans.	7540937	3590	6959	133-435			
130-480				Blade	7540127		6966
Blade	7540145		6488BR	Drive	7540135		6925
Drive	7540147	3520	6952	Trans.	7540136		6931
Trans.	7540136		6931	133-460			
130-498				Blade; W/50" Belt O.C.	7540138	3500	6950
Blade	7540145		6488BR	Blade; W/67" Belt O.C.	7540151		6967
Trans.	7540226		6551BR	Deck	7540101		6517BR
130-780				Trans.	7540136		6931
Deck; W/Optional 44" Deck	7540230		6755BR	133-485			
Drive	7540245		6859	Blade	7540151		6967
Transaxle	7540255		6837	Trans.	7540127		6966
131-360				133-495			
Blade	7540107		6830	Blade	7540145		6488BR
Trans.	7540936		6847	Drive; W/37" Belt O.C.	7540173	3370	6937
131-385				Drive; W/66" Belt O.C.	7540127		6966
Drive	7540136		6931	134-380			
Trans.	7540147	3520	6952	Blade	7540138	3500	6950
131-412; 131-414				Trans.; W/62" Belt O.C.	7540198		6451BR
Blade	7540138	3500	6950	Trans.; W/63" Belt O.C.	7540164	2630	6863
Trans.	7540101		6517BR	134-385			
131-425; 131-435				Blade	7540138	3500	6950
Blade	7540127		6966	Trans.	7540198		6451BR
Drive	7540135		6925				

Belts for Riding Mowers

Application	OEM No.	Standard Belts	Premium Belts
ACE HARDWARE - Continued			
134-400			
Blade	7540188		6951
Trans.	7540101		6517BR
134-435			
Blade	7540127		6966
Drive	7540135		6925
Trans.	7540136		6931
134-445; 134-455			
Blade	7540178	3820	6982
Drive	7540185		6849
134-460			
Blade	7540151	3670	6967
Deck	7540138	3500	6950
Traction	7540136	3310	6931
134-495			
Blade	7540145		6488BR
Drive; W/37" Belt O.C.	7540173	3370	6937
Drive; W/65" Belt O.C.	7540191		6865
134-504			
Blade	7540264		6639BR
Primary Variator	7540241		6494BR
Secondary Variator	7540240		6511BR
Trans.	7540249		6930
134-585			
Eng. To Variator	7540157		6928
Variator To Trans.	7540136		6931
134-597			
Blade	7540145		6488BR
Drive; W/37" Belt O.C.	7540173	3370	6937
Drive; W/65" Belt O.C.	7540191		6865
134-638			
Blade	7540145		6488BR
Trans.	7540266		6775BR
134-699			
Blade	7540271		6557BR
Drive	7540266		6775BR
135-380; 135-385			
Blade	7540138	3500	6950
Trans.	7540198		6451BR
135-435			
Blade	7540127		6966
Drive	7540135		6925
Trans.	7540136		6931
135-501			
Blade; W/26" Deck	7540264		6639BR
Trans.	7540249		6930
135-504			
Eng. To Variator	7540241		6494BR
Variator To Trans.	7540240		6511BR
135-704			
Blade	7540293		6501BR
Deck	7540229		6852
136-380; 136-385			
Blade	7540138	3500	6950
Trans.	7540198		6451BR
136-390			
Blade	7540935	2310	6831
Trans.	7540111	2450	6845
136-400			
Blade	7540188		6951
Trans.	7540101		6517BR
136-435			
Blade	7540127		6966
Drive	7540135		6925
Trans.	7540136		6931
136-465			
Blade	7540151		6967
Trans.	7540136		6931
136-497			
Blade	7540145		6488BR

Application	OEM No.	Standard Belts	Premium Belts
ACE HARDWARE - Continued			
136-497 - Continued			
Drive; W/37" Belt O.C.	7540173	3370	6937
Drive; W/65" Belt O.C.	7540191		6865
136-504			
Blade	7540264		6639BR
Primary Variator	7540241		6494BR
Secondary Variator	7540240		6511BR
Trans.	7540249		6930
136-525; 136-575			
Blade	7540195		6854
Trans.	7540198		6451BR
136-638			
Deck	7540145		6488BR
Eng. To V.S.	7540280		6447BR
Transaxle	7540266		6775BR
V.S. To Trans.	7540281		6405BR
136-705			
Deck	7540293		6501BR
Eng. To Deck	7540229		6852
137-390			
Blade; W/54" Belt O.C.	7540195	2540	6854
Blade; W/64" Belt O.C.	7540167		6964
Drive	7540198		6451BR
137-435			
Blade	7540127		6966
Drive	7540135		6925
Trans.	7540136		6931
137-465			
Blade	7540151		6967
Deck	7540138	3500	6950
Traction	7540136	3310	6931
137-497			
Blade	7540145		6488BR
Drive; W/37" Belt O.C.	7540173	3370	6937
Drive; W/65" Belt O.C.	7540191		6865
137-504			
Blade	7540264		6639BR
Eng. To Variator	7540241		6494BR
Trans.	7540249		6930
Variator To Trans.	7540240		6511BR
137-525			
Blade	7540195		6854
Trans.	7540198		6451BR
138-090			
Blade	7540935	2310	6831
Trans.	7540111	2450	6845
138-360			
Blade	7540935	2310	6831
Drive	7540936		6847
138-390			
Blade; W/54" Belt O.C.	7540195	2540	6854
Blade; W/64" Belt O.C.	7540167		6964
Drive	7540198		6451BR
138-402			
Blade	7540188		6951
Drive; W/24" Belt O.C.	7540187	3240	6924
Drive; W/31" Belt O.C.	7540136		6931
138-420			
Blade	7540127		6966
Trans.	7540128		6935
138-460			
Blade	7540118		6963
Trans.	7540937	3590	6959
138-460A			
Blade	7540151	3670	6967
Deck	7540138	3500	6950
Traction	7540136	3310	6931
138-462			
Blade	7540151	3670	6967
Drive; W/31" Belt O.C.	7540136	3310	6931
Drive; W/50" Belt O.C.	7540138	3500	6950

Belts for Riding Mowers

Application	OEM No.	Standard Belts	Premium Belts	Application	OEM No.	Standard Belts	Premium Belts
ACE HARDWARE - Continued				ACE HARDWARE - Continued			
138-462A				147-813			
Blade	7540151		6967	Eng. To J.S.	7540245		6859
Deck	7540138	3500	6950	J.S. To Trans.	7540244		6840
Traction	7540136		6931				
138-465				148-812			
Blade	7540151	3670	6967	Cross Drive; W/44" Side Discharge 935	7540293		6501BR
Drive; W/31" Belt O.C.	7540136	3310	6931	Deck; W/44" Side Discharge 935	7540230		6755BR
Drive; W/50" Belt O.C.	7540138	3500	6950	Eng. To J.S.	7540245		6859
				J.S. To Trans.	7540244		6840
138-497				70403			
Blade	7540145		6488BR	Blade	7540151		6967
Trans.	7540226		6551BR	Deck	7540138	3500	6950
138-498				Traction	7540136		6931
Blade	7540225		6565	71279			
Trans.	7540226		6551BR	Blade	7540184		6852
138-641; 138-651				Deck	7540180		6510BR
Deck; W/30" Rear Discharge 794	7540328		6949	Starter/Gen.	7540134		7330
Deck; W/34" Rear Discharge 800	7540151		6967	Trans.	7540182	3810	6981
Deck; W/38" Side Discharge 801	7540145		6488BR	71280			
Deck; W/38" Side Discharge 805 Deep	7540329		6630BR	P.T.O.	7540165		6834
				Starter/Gen.	7540139		7380
138-752				Trans.	7540124		6857
Cross Drive; W/44" Side Discharge 935	7540293		6501BR	71308			
Cross Drive; W/46" Side Discharge 806	7540349		6637BR	Blade	7540138	3500	6950
Deck; W/44" Rear Discharge 931	7540230		6755BR	Trans.	7540101		6517BR
Deck; W/44" Side Discharge 935	7540230		6755BR	71309			
Deck; W/46" Side Discharge 806	7540350		6464BR	Blade	7540138	3500	6950
Trans.	7540248		6431BR	Eng. To Variator	7540135	3250	6925
138-796; 138-797				Trans.	7540136	3310	6931
Blade	7540198		6451BR	71350			
Trans.	7540207		6842	Deck; W/30" Rear Discharge 794	7540328		6949
139-395				Deck; W/34" Side Discharge 800	7540151		6967
Blade	7540167		6964	Deck; W/38" Side Discharge 801	7540145		6488BR
Drive	7540198		6451BR	Deck; W/38" Side Discharge 805 Deep	7540329		6630BR
139-400				71820			
Blade	7540188		6951	Gen.	7540139	1380	6738
Trans.	7540101		6517BR	P.T.O.	7540165		6834
139-466				Trans.	7540124		6857
Blade	7540151		6967	71824			
Deck	7540138	3500	6950	Blade	7540145		6488BR
Traction	7540136		6931	Drive; W/37" Belt O.C.	7540173	3370	6937
139-498				Drive; W/65" Belt O.C.	7540191		6865
Blade	7540145		6488BR	Trans.	7540127		6966
Trans.	7540226		6551BR	71826			
139-796				Gen.	7540169		3V355
Blade	7540198		6451BR	P.T.O.	7540165		6834
Trans.	7540207		6842	Trans.	7540124		6857
140-660				72057; 72095			
Gen.	7540134		7330	Blade	7540138		6950
Trans.	7540112	3800	6980	Trans.	7540164		6863
140-760; 140-960				72239			
Drive	7540124		6857	Blade; 1973			6967
P.T.O.	7540123		3V335	Blade; 1974	7540145		6488BR
141-669				Drive; W/37" Belt O.C.; 1974	7540173	3370	6937
Gen.	7540134		7330	Drive; W/65" Belt O.C.; 1974	7540191	2650	6865
Trans.	7540112	3800	6980	Trans.; 1973			6966
141-960; 141-990				72240			
Drive	7540124		6857	Starter/Gen.	7540134		7330
P.T.O.	7540123		3V335	Trans.	7540182	3810	6981
142-669				72420			
Gen.	7540134		7330	Blade	7540184		6852
Trans.	7540112	3800	6980	Deck	7540180		6510BR
143-660; 143-760; 144-660; 144-672; 144-760;				Gen.	7540134		7330
145-760; 146-660				Trans.	7540182	3810	6981
Blade	7540184		6852	72426			
Deck	7540180		6510BR	Blade	7540145		6488BR
Gen.	7540134		7330	Drive; W/37" Belt O.C.		3370	6937
Trans.	7540182	3810	6981	Drive; W/66" Belt O.C.			6966
146-835				Variator To Trans.	7540173	3370	6937
Blade	7540293		6501BR	72428; 72429			
Deck	7540230		6755BR	Blade	7540178	3820	6982
Eng. To J.S.	7540245		6859	Trans.; W/48" Belt O.C.; 1975	7540200		6848
J.S. To Trans.	7540244		6840	Trans.; W/49" Belt O.C.; 1974	7540185		6849

Belts for Riding Mowers

Application	OEM No.	Standard Belts	Premium Belts
ACE HARDWARE - Continued			
72430			
Blade	7540184		6852
Deck	7540180		6510BR
Gen.	7540134		7330
Trans.	7540182	3810	6981
72561			
Blade	7540151		6967
Deck	7540138	3500	6950
Traction	7540136		6931
72567			
Blade	7540195		6854
Trans.	7540198		6451BR
72770			
Deck; W/30" Rear Discharge 794	7540328		6949
Deck; W/34" Side Discharge 800	7540151		6967
Deck; W/38" Side Discharge 801	7540145		6488BR
Deck; W/38" Side Discharge 805 Deep	7540329		6630BR
72771			
Deck; W/44" Side Discharge 931	7540230		6755BR
Deck; W/46" Side Discharge 806	7540350		6464BR
Drive; W/44" Rear Discharge 931	7540260		5716
Drive; W/46" Side Discharge 806	7540349		6637BR
AGCO			
520H			
Trans.	1728008		6709BR
Deck Drive; W/38" Deck; W/Narrow Pulley ..	1723025		6714BR
522H			
Trans.	1728008		6709BR
Deck Drive; W/44" Deck	1729627		6715BR
524H			
Trans.	1728008		6709BR
Deck Drive; W/50" Deck; W/Narrow Pulley ..	1703466		6484BR
1620H			
Trans.	1726841		6710BR
Eng. To P.T.O.; W/44" Deck	1601672		6799BR
Arbor; W/44" Deck	1721532		6798BR
Eng. To P.T.O.; W/50" Deck	1707740		6869
Arbor; W/50" Deck	1703836		6524BR
1723H			
Trans.	1721392		6710BR
Eng. To P.T.O.; W/50" Deck	1707740		6869
Arbor; W/50" Deck	1703836		6524BR
1825H; 1827H			
Trans.	1721393		6710BR
Eng. To P.T.O.; W/50" Deck	1707740		6869
Arbor; W/50" Deck	1703836		6524BR
Eng. To P.T.O.; W/54" Deck	1722039		6525BR
Arbor; W/54" Deck	1671076		6765BR
2027H; 2027LC			
Eng. To P.T.O.; W/48" Deck	1725557		6860
Arbor; W/48" Deck	174911		6844
Eng. To P.T.O.; W/60" Deck	1725154		6756BR
AGWAY			
52-1302			
Blade	7540935	2310	6831
Trans.	7540111	2450	6845
52-1303			
Blade	7540118		6963
Trans.	7540937	3590	6959
82-0310			
Blade; W/25" Deck	7540138	3500	6950
Blade; W/30" Deck	7540167	3640	6964
Trans.	7540164	2630	6863
82-0311			
Blade; W/30" Belt O.C.	7540107	2300	6830
Blade; W/52" Belt O.C.	7540147	3520	6952
Eng. To Variator	7540135	3250	6925
Trans.	7540936	2470	6847
Variator To Trans.	7540136	3310	6931

Application	OEM No.	Standard Belts	Premium Belts
AGWAY - Continued			
82-0312			
Blade	7540167		6964
Drive	7540164	2630	6863
82-0313			
Blade		3660	6966
Eng. To Variator	7540136	3310	6931
82-0315			
Blade	7540145		6488BR
Drive	7540173	3370	6937
82-0350			
Blade	7540167		6964
Drive	7540164	2630	6863
82-0351			
Blade	7540178	3820	6982
Trans.	7540185		6849
82-0352			
Blade	7540151		6967
Trans.	7540127		6966
82-0356			
Blade	7540127		6966
Drive; W/25" Belt O.C.	7540135		6925
Drive; W/31" Belt O.C.	7540136		6931
82-0411			
Blade	7540147	3520	6952
Drive; W/25" Belt O.C.	7540135		6925
Drive; W/31" Belt O.C.	7540136		6931
82-0412; 82-0413			
Blade	7540127		6966
Drive; W/25" Belt O.C.	7540135		6925
Drive; W/31" Belt O.C.	7540136		6931
82-0414			
Blade	7540118		6963
Trans.	7540937	3590	6959
82-0420			
Blade	7540147	3520	6952
Drive; W/25" Belt O.C.	7540135		6925
Drive; W/31" Belt O.C.	7540136		6931
82-0421			
Blade	7540127		6966
Drive; W/25" Belt O.C.	7540135		6925
Drive; W/31" Belt O.C.	7540136		6931
82-0424			
Drive; W/31" Belt O.C.	7540136		6931
Drive; W/52" Belt O.C.	7540147	3520	6952
82-0503			
Gen.	7540169		7355
P.T.O.	7540164	2630	6863
82-2220			
Blade	7540249		6930
Trans.	7540264		6639BR
82-2221			
Eng. To Deck	7540264		6639BR
Primary Variator	7540241		6494BR
Secondary Variator	7540240		6511BR
82-2223			
Deck	7540151	3670	6967
82-2225			
Blade	7540145		6488BR
Trans.	7540266		6775BR
82-2228			
Deck	7540329		6630BR
Trans.; W/Peerless Trans.	7540266		6775BR
82-2259			
Blade	7540188	3510	6951
Trans.	7540101		6517BR
82-2261			
Blade	7540167		6964
Fan & Alt.; Ser. No. 010860 & After	7540164		6863
Trans.		2630	

Belts for Riding Mowers

Application	OEM No.	Standard Belts	Premium Belts	Application	OEM No.	Standard Belts	Premium Belts
AGWAY - Continued				AGWAY - Continued			
82-2263				130-415			
Blade	7540151	3670	6967	Blade	7540147	3520	6952
Eng. To Variator	7540138	3500	6950	Drive; W/25" Belt O.C.	7540135		6925
Variator To Trans.	7540136	3310	6931	Drive; W/31" Belt O.C.	7540136		6931
82-2265				130-420; 130-430			
Blade	7540145		6488BR	Blade	7540127		6966
Trans.	7540266		6775BR	Drive; W/25" Belt O.C.	7540135		6925
82-2267				Drive; W/31" Belt O.C.	7540136		6931
Deck	7540198		6451BR	130-460			
Drive	7540207		6842	Blade	7540118	3630	6963
82-2270				Trans.	7540937	3590	6959
Blade	7540167		6964	130-490			
Drive	7540198		6451BR	Blade	7540145		6488BR
82-2271				Drive; W/31" Belt O.C.	7540136		6931
Blade	7540145		6488BR	Drive; W/52" Belt O.C.	7540147	3520	6952
Trans.; W/82" Belt O.C.	7540226		6551BR	131-418			
Trans.; W/85" Belt O.C.	7540266		6775BR	Blade	7540147	3520	6952
82-2274				Drive; W/25" Belt O.C.	7540135		6925
Blade	7540145		6488BR	Drive; W/31" Belt O.C.	7540136		6931
Drive	7540138	3500	6950	131-425; 131-435			
Trans.	7540136	3310	6931	Blade	7540127		6966
82-5000				Drive; W/25" Belt O.C.	7540135		6925
Drive	7540227		6963	Drive; W/31" Belt O.C.	7540136		6931
Transaxle	7540212		6945	131-480; 131-495			
82-5001				Blade	7540145		6488BR
P.T.O.	7540234		6841	Drive; W/31" Belt O.C.	7540136		6931
82-5008				Drive; W/52" Belt O.C.	7540147	3520	6952
Trans.	7540217		6979	132-380; 132-390			
82-5009				Blade; W/25" Deck	7540138	3500	6950
Blade	7540184		6852	Blade; W/30" Deck	7540167	3640	6964
Drive; W/54" Belt O.C.	7540180		6510BR	Trans.	7540164	2630	6863
Drive; W/81" Belt O.C.	7540182	3810	6981	132-418			
Gen.	7540134		7330	Blade	7540147	3520	6952
82-5010				Drive; W/25" Belt O.C.	7540135		6925
Gen.	7540134		7330	Drive; W/31" Belt O.C.	7540136		6931
82-5030				132-425; 132-435			
Gen.	7540169		7355	Blade	7540127		6966
P.T.O.	7540165		6834	Drive; W/25" Belt O.C.	7540135		6925
Trans.	7540124		6857	Drive; W/31" Belt O.C.	7540136		6931
82-5058; 82-5059				132-480			
Drive; W/45" Belt O.C.	7540212		6945	Blade	7540151		6967
Drive; W/60" Belt O.C.	7540210		6960	Drive	7540138	3500	6950
82-5060				Trans.	7540136		6931
Drive	7540227	3630	6963	132-495			
Transaxle	7540212	3450	6945	Blade	7540145		6488BR
82-5131				Drive	7540138	3500	6950
Blade	7540293		6501BR	Trans.	7540136		6931
Deck	7540230		6755BR	133-390			
Eng. To J.S.	7540245	2590	6859	Blade	7540167		6964
J.S. To Trans.	7540177	2320	6832	Drive	7540164	2630	6863
82-5132				133-420			
Eng. To J.S.	7540245	2590	6859	Blade	7540147	3520	6952
J.S. To Trans.	7540244	2400	6840	Drive; W/25" Belt O.C.	7540135		6925
82-5140				Drive; W/31" Belt O.C.	7540136		6931
Blade	7540293		6501BR	133-440; 133-445			
Deck	7540230		6755BR	Blade	7540178	3820	6982
Trans.	7540248		6431BR	Trans.	7540179		6950
82-5214				133-460			
Deck; W/Optional 44" Deck	7540230		6755BR	Blade	7540151		6967
Drive	7540245	2590	6859	Drive	7540138	3500	6950
J.S. To Trans.	7540154	2370	6837	Trans.	7540136		6931
Transaxle	7540255		6837	133-485			
82-5215				Blade	7540151		6967
Drive	7540227	3630	6963	Trans.	7540127		6966
Transaxle	7540212	3450	6945	133-495			
82-5300				Blade	7540145		6488BR
P.T.O.	7540165		6834	Trans.	7540127		6966
130-410				134-390			
Blade	7540138	3500	6950	Blade	7540167		6964
Trans.	7540101		6517BR	Drive	7540164	2630	6863

Belts for Riding Mowers

Application	OEM No.	Standard Belts	Premium Belts
AGWAY - Continued			
134-400			
Blade	7540188		6951
Trans.	7540101		6517BR
134-445		3820	6982
Blade	7540178		6849
Trans.	7540185		
134-485			6967
Blade	7540151		6966
Trans.	7540127		
134-495			6488BR
Blade	7540145		6865
Drive	7540191		6937
Trans.	7540173	3370	
135-445		3820	6982
Blade	7540178		6849
Trans.	7540185	2490	
135-495			6488BR
Blade	7540145		6865
Eng. To J.S.	7540191	2650	6937
J.S. To Trans.	7540173	3370	
135-501			6639BR
Deck; W/26" Mower	7540264		6930
Trans.	7540249	3300	
135-697			6775BR
Trans.	7540266		
136-725			6431BR
Transaxle	7540248		
138-633			6949
Deck; W/30" Discharge 794; W/Single Cyl. Eng.	7540328	3490	
Deck; W/34" Discharge 800; W/Single Cyl. Eng.	7540151	3670	6967
Deck; W/38" Discharge 805 Deep; W/Single Cyl. Eng.	7540329		6630BR
Deck; W/Single Cyl. Eng.	37X40		6451BR
Primary; W/Single Cyl. Eng.	37X11		6452BR
139-390			6830
Blade	7540105		6845
Trans.	7540111	2450	
139-410		3500	6950
Blade	7540138		6517BR
Trans.	7540101		
139-470			6963
Blade	7540118		7330
Gen.	7540134		6959
Trans.	7540937	3590	
144-760		3810	6981
Trans.	7540182		
144-990		2340	6834
P.T.O.	7540165		6857
Trans.	7540124	2570	
145-843		2590	6859
Eng. To J.S.	7540245		6832
J.S. To Trans.	7540177	2320	
149-740			6963
Blade	7540118		7330
Gen.	7540134		6959
Trans.	7540937	3590	
AIR-ELECTRIC			
380			6942
Eng. To J.S.; W/10 H.P. Eng.			6929
J.S. To Blade; W/10 H.P. Eng.			
DS-25; DS-30		3260	6926
Belt; W/26" Belt O.C.	SD13		6835
Belt; W/35" Belt O.C.		2350	6953
Belt; W/53" Belt O.C.	SD12	3530	
AIRCAP			
137-502			6494BR
Eng. To Variator	7540241		

Application	OEM No.	Standard Belts	Premium Belts
AIRCAP - Continued			
137-502 - Continued			
Variator To Trans.	7540240		6511BR
137-504			6494BR
Drive; W/35" Belt O.C.	7540241		6511BR
Drive; W/38" Belt O.C.	7540240		
527			6854
Blade	7540195A		6451BR
Trans.	7540198		
1020			6639BR
Blade; W/8 H.P. Eng.; W/30" Deck	7540264		
1100			6488BR
Blade; W/11 H.P. Eng.; W/38" Deck	7540145		
ER7130			6974
Blade	10720		6370
Transaxle	10713		
R4124; R5124			6851
Blade	10722		6370
Transaxle	10713		
R7130A			6974
Blade	10720		6370
Transaxle	10713		
ALDENS			
131-410		3500	6950
Blade	7540138		6517BR
Trans.	7540101		
136-380; 136-385		3500	6950
Blade	7540138		6451BR
Trans.	7540198		
136-460; 136-465			6967
Blade	7540151		6931
Drive; W/31" Belt O.C.	7540136		6950
Drive; W/50" Belt O.C.	7540138	3500	
380-002; 390-002		2310	6831
Blade	7540935		6845
Trans.	7540111	2450	
650-002; 660-002		3800	6980
Belt; W/6 H.P. Eng.	7540112		
7506X; 7507X		2570	6857
Trans.	7540124		
ALLIED HARDWARE			
4-385		3500	6950
Blade	7540138		2630
Trans.	7540164		6863
4-390; 4-395		3640	6964
Blade	7540167		2630
Trans.	7540164		6863
30-132		2310	6831
Blade	7540935		2640
Trans.	7540108		6864
130-415		3520	6952
Blade	7540147		6925
Drive; W/25" Belt O.C.	7540135		6931
Drive; W/31" Belt O.C.	7540136		
130-420; 130-430			6966
Blade	7540127		6925
Drive; W/25" Belt O.C.	7540135		6931
Drive; W/31" Belt O.C.	7540136		
130-460; 130-470			6963
Blade	7540118		6959
Trans.	7540937	3590	
130-480			6488BR
Blade	7540145		6931
Drive; W/31" Belt O.C.	7540136		6952
Drive; W/52" Belt O.C.	7540147	3520	
131-418		3520	6952
Blade	7540147		6925
Drive; W/25" Belt O.C.	7540135		6931
Drive; W/31" Belt O.C.	7540136		

Belts for Riding Mowers

Lawn & Garden Equipment

Application	OEM No.	Standard Belts	Premium Belts
ALLIED HARDWARE - Continued			
131-425; 131-435			
Blade	7540127		6966
Drive; W/25" Belt O.C.	7540135		6925
Drive; W/31" Belt O.C.	7540136		6931
131-480; 131-490			
Blade	7540145		6488BR
Drive; W/31" Belt O.C.	7540136		6931
Drive; W/52" Belt O.C.	7540147	3520	6952
132-380			
Blade; W/50" Belt O.C.	7540138	3500	6950
Blade; W/64" Belt O.C.	7540167		6964
Trans.	7540164		2630 6863
132-412			
Blade	7540138	3500	6950
Trans.	7540101		6517BR
132-418			
Blade	7540147	3520	6952
Drive; W/25" Belt O.C.	7540135		6925
Drive; W/31" Belt O.C.	7540136		6931
132-425; 132-435			
Blade	7540127		6966
Drive; W/25" Belt O.C.	7540135		6925
Drive; W/31" Belt O.C.	7540136		6931
132-480			
Blade	7540151		6967
Drive	7540138	3500	6950
Trans.	7540136		6931
132-495			
Blade	7540145		6488BR
Drive	7540138	3500	6950
Trans.	7540136		6931
133-390; 133-395			
Blade; W/50" Belt O.C.	7540138	3500	6950
Blade; W/64" Belt O.C.	7540167		6964
Trans.	7540164		2630 6863
133-420; 133-424			
Blade	7540147	3520	6952
Drive; W/25" Belt O.C.	7540135		6925
Drive; W/31" Belt O.C.	7540136		6931
133-430; 133-434			
Blade	7540127		6966
Drive; W/25" Belt O.C.	7540135		6925
Drive; W/31" Belt O.C.	7540136		6931
133-460; 133-465			
Blade	7540138	3500	6950
Drive	7540101		6517BR
Trans.	7540136		6931
133-495			
Blade	7540145		6488BR
Trans.	7540127		6966
Variable Speed	7540173	3370	6937
134-385			
Blade	7540138	3500	6950
Drive	7540164		2630 6863
134-390			
Blade	7540167		6964
Drive	7540164	2630	6863
134-400			
Blade	7540188		6951
Drive	7540101		6517BR
134-435			
Blade	7540127		6966
Drive; W/25" Belt O.C.	7540135		6925
Drive; W/31" Belt O.C.	7540136		6931
134-445			
Blade	7540178	3820	6982
Drive	7540185		6849
134-465			
Blade	7540151		6967
Drive	7540138	3500	6950
Trans.	7540136		6931

Application	OEM No.	Standard Belts	Premium Belts
ALLIED HARDWARE - Continued			
134-495			
Blade	7540167		6964
Drive	7540164	2630	6863
138-362			
Blade	7540935	2310	6831
Trans.	7540936		6847
138-390			
Blade	7540935	2310	6831
Trans.	7540111	2450	6845
138-460			
Blade; W/31" Belt O.C.	7540935	2310	6831
Blade; W/63" Belt O.C.	7540118		6963
Trans.; W/45" Belt O.C.	7540111	2450	6845
Trans.; W/59" Belt O.C.	7540937	3590	6959
141-669; 142-669			
Gen.	7540134		7330
Trans.	7540112	3800	6980
145-832			
Eng. To J.S.	7540245	2590	6859
J.S. To Trans.	7540244	2400	6840
145-842			
Eng. To J.S.	7540245	2590	6859
J.S. To Trans.	7540177	2320	6832
145-882			
Eng. To J.S.	7540245	2590	6859
J.S. To Trans.	7540244	2400	6840
145-918			
Eng. To Variator	7540227	3630	6963
P.T.O.	7540229	2520	6852
Variator To Trans.	7540212	3450	6945
340-132			
Blade	7540935	2310	6831
Trans.	7540936	2470	6847
ALLIS-CHALMERS			
310; 312; 314			
Arbor; W/42" Deck	2025364		6434BR
Arbor; W/48" Deck	1603075		6457BR
Belt; W/83" Belt O.C.	1604406		6444BR
Belt; W/88" Belt O.C.; W/36" Deck	2027639		6988
Belt; W/96" Belt O.C.; W/36" Deck	2027624		6996
Forward	2029350		6853
Front P.T.O.; W/42" Deck	1607812		6558BR
Front P.T.O.; W/48" Deck	1604406		6444BR
Hydro.	1602969		6848
Rear P.T.O.	2026324	2910	6891
Reverse	2029348		6834
405			
Mower	2029223	2440	6844
Trans.	2028241	2310	6831
409G			
Drive; Mfr. No. 1692177, 1692394	1676460		6843
410			
Arbor; W/42" Deck	2025364		6434BR
Arbor; W/48" Deck	1603075		6457BR
Belt; W/84" Belt O.C.	1605816		6811BR
Belt; W/85" Belt O.C.	2028035		6775BR
Belt; W/87" Belt O.C.	2029622		6870
Belt; W/88" Belt O.C.; W/36" Deck	2027639		6988
Belt; W/96" Belt O.C.; W/36" Deck	2027624		6996
Drive	2028474		6849
Forward	2029350		6853
Front P.T.O.; W/42" Deck	1607812		6558BR
Front P.T.O.; W/48" Deck	1604406		6444BR
Hydro.	1602969		6848
Reverse	2029348		6834
411G			
Drive; Mfr. No. 1692819, 1693042, 1693315	1676460		6843
412			
Forward	2029350		6853
Hydro.	1602969		6848

Belts for Riding Mowers

Lawn & Garden Equipment

Application	OEM No.	Standard Belts	Premium Belts
ALLIS-CHALMERS - Continued			
412 - Continued			
Reverse	2029348		6834
412G			
Drive; Mfr. No. 1692175, 1692396	1676460		6843
414; 416			
Arbor; W/42" Deck	2025364	6434BR	
Arbor; W/48" Deck	1603075	6457BR	
Belt; W/84" Belt O.C.	1605816	6811BR	
Belt; W/85" Belt O.C.	2028035	6775BR	
Belt; W/87" Belt O.C.	2029622	6870	
Belt; W/88" Belt O.C.; W/36" Deck	2027639	6988	
Belt; W/96" Belt O.C.; W/36" Deck	2027624	6996	
Forward	2029350	6853	
Front P.T.O.; W/42" Deck	1607812	6558BR	
Front P.T.O.; W/48" Deck	1604406	6444BR	
Hydro.	1602969	6848	
Reverse	2029348	6834	
508			
Blade	2029582	A133	
Drive	2029660	6862	
P.T.O. To Mower	2029582	A133	
512G			
Drive; Mfr. No. 1692096, 1692166, 1692409	1708114	6895	
Drive; Mfr. No. 1692055	1716854	6643BR	
512H			
Drive; Mfr. No. 1692057, 1692164	1656960	6811BR	
Drive; Mfr. No. 1692263, 1692412	170164	6877	
514G			
Drive; Mfr. No. 1692595, 1693092, 1693339	1657044		6521BR
514H			
Drive; Mfr. No. 1692588	1672135	6523BR	
Drive; Mfr. No. 1693094, 1693341	1717397	6798BR	
515H			
Drive; Mfr. No. 1693540	1717397	6798BR	
516G			
Drive; Mfr. No. 1692829	1657044	6521BR	
516H			
Drive; Mfr. No. 1693098, 1693343, 1693542	1717397	6798BR	
Drive; Mfr. No. 1692831	1719819	6434BR	
517H			
Drive; Mfr. No. 1693544	1717397	6798BR	
526			
Mower Drive	1664946	6857	
Trans.	1665706	6839	
608			
Arbor; W/36" Deck	2027134	6870	
Belt; W/42" Deck	2025364	6434BR	
Deck	108505	6870	
Drive	1666698	6643BR	
Mower; W/36" Deck	2087732	6878	
Trans.	2028035	6775BR	
610			
Arbor; W/36" Deck	2027134	6870	
Belt; W/70" Belt O.C.	2027134	6870	
Belt; W/82" Belt O.C.; W/42" Deck	2025364	6434BR	
Belt; W/85" Belt O.C.	2028035	6775BR	
Mower; W/36" Deck	2087732	6878	
611			
Arbor; W/36" Deck	2027134	6870	
Deck	108505	6870	
Drive	1666698	6643BR	
Mower; W/36" Deck	2087732	6878	
Trans.	2028035	6775BR	
611H			
Blade	2027134	6870	
Drive	1666698	6643BR	
612			
Eng. To Deck	108505	6870	

Application	OEM No.	Standard Belts	Premium Belts
ALLIS-CHALMERS - Continued			
612G			
Drive; Mfr. No. 1691428	1716854		6643BR
612H			
Drive; Mfr. No. 1691933	1656960		6811BR
612HST			
Drive; Mfr. No. 1691479	1670835		6458BR
Drive; Mfr. No. 1691432	1703836		6524BR
613			
Eng. To Deck	1668065		6869
613H			
Drive; Mfr. No. 1691477	1672135		6523BR
616			
Belt	2028988		6949
Drive	1655069	2240	6524BR
Front P.T.O.	2028459		6824
P.T.O. To Hitch	2029065		68100
Sicklebar	2029056		6857
616H			
Drive; Mfr. No. 1691475	1672135		6523BR
620			
Belt	2028988		6949
Drive	1655069	2240	6524BR
Front P.T.O.	2028459		6824
P.T.O. To Hitch	2029065		68100
Sicklebar	2029056		6857
700			
Blade	1666801		6640BR
Drive; W/36" Tiller	2027624		6996
Dual Range Drive	1607967		6639BR
Forward	2029348		6834
Hydro.	1650502		6422BR
P.T.O.	2026324	2910	6891
Reverse	2029350		6853
710			
Belt; W/66" Belt O.C.	2087759		6866
Belt; W/88" Belt O.C.	2027639		6988
Belt; W/96" Belt O.C.	2027624		6996
Blade	1666801		6640BR
Blower	2026755		6839
Drive; W/66" Belt O.C.	2087778		6866
Drive; W/70" Belt O.C.	2027134		6870
Drive; W/36" Tiller	2027624		6996
Dual Range Drive	1607967		6639BR
Forward	2029348		6834
Hydro.	1650502		6422BR
Mower	2029223	2910	6844
P.T.O.	2026324		6891
Reverse	2029350		6853
712			
Belt; W/66" Belt O.C.	2087759		6866
Belt; W/88" Belt O.C.	2027639		6988
Belt; W/96" Belt O.C.	2027624		6996
Blade; W/80" Belt O.C.	1666801		6640BR
Blade; Ser. No. 1690021 & After; W/48" Deck	2027114		6885
Blade; W/82" Belt O.C.; W/42" Deck	2025364		6434BR
Blade; W/84" Belt O.C.; W/42" Deck	1656960		6811BR
Blower	2026755		6839
Drive; W/66" Belt O.C.	2087778		6866
Drive; W/70" Belt O.C.	2027134		6870
Drive; W/36" Tiller	2027624		6996
Drive; Ser. No. 1690272 & After; W/48" Deck	2087648		6872
Dual Range Drive	1607967		6639BR
Forward	2029348		6834
Hydro.	1650502		6422BR
Mower	2029223	2910	6844
P.T.O.; W/91" Belt O.C.	2026324		6891
P.T.O.; W/74" Belt O.C.; W/42" Deck	2087836		6874
P.T.O.; W/78" Belt O.C.; W/42" Deck	2087732		6878
Reverse	2029350		6853
712H; 712S			
Blade	1666801		6640BR
Blower	2026755		6839

Belts for Riding Mowers

Application	OEM No.	Standard Belts	Premium Belts	Application	OEM No.	Standard Belts	Premium Belts
ALLIS-CHALMERS - Continued				ALLIS-CHALMERS - Continued			
712H; 712S - Continued				720 - Continued			
Drive; W/70" Belt O.C.	2027134		6870	Sicklebar Attachment; W/100" Belt O.C.	2029665		68100
Drive; W/36" Tiller	2027624		6996	736			
Dual Range Drive	1607967		6639BR	Blade	1610577		6856
Forward	2029348		6834	J.S.	1610578		6825
Hydro	1650502		6422BR	Trans.	1601695		6843
P.T.O.	2026324	2910	6891	808; 810; 811			
Reverse	2029350		6853	Arbor; W/36" Deck	2027134		6870
716				Blade; W/36" Mower	2027134		6870
Belt; W/66" Belt O.C.	2087759		6866	Blade; W/42" Mower	2087732		6878
Belt; W/88" Belt O.C.	2027639		6988	Blade; W/82" Belt O.C.; W/42" Deck	2025364		6434BR
Belt; W/96" Belt O.C.	2027624		6996	Blade; W/84" Belt O.C.; W/42" Deck	1656960		6811BR
Blade; W/80" Belt O.C.	1666801		6640BR	Drive; W/30" Rotary Mower	2087648		6872
Blade; Ser. No. 1690021 & After; W/48" Deck	2027114		6885	Eng. To Deck; W/42" Mower	2025364		6434BR
Blade; W/82" Belt O.C.; W/42" Deck	2025364		6434BR	Mower; W/36" Deck	2087732		6878
Blade; W/84" Belt O.C.; W/42" Deck	1656960		6811BR	P.T.O.; W/74" Belt O.C.; W/42" Deck	2087836		6874
Blower	2026755		6839	P.T.O.; W/78" Belt O.C.; W/42" Deck	2087732		6878
Drive; W/66" Belt O.C.	2087778		6866	Trans.	2028035		6775BR
Drive; W/70" Belt O.C.	2027134		6870	830			
Drive; W/36" Tiller	2027624		6996	Mower Drive	1665024		6854
Drive; Ser. No. 1690272 & After; W/48" Deck	2087648		6872	Trans.; Mfr. No. 1691552	1665706		6839
Dual Range Drive	1607967		6639BR	836			
Forward	2029348		6834	Mower Drive	2087732		6878
Hydro	1650502		6422BR	Trans.			6839
Mower	2029223		6844	900; 910; 912; 914; 916			
P.T.O.; W/91" Belt O.C.	2026324	2910	6891	Arbor; W/42" Deck	1656960		6811BR
P.T.O.; W/74" Belt O.C.; W/42" Deck	2087836		6874	Belt; W/66" Belt O.C.	2087759		6866
P.T.O.; W/78" Belt O.C.; W/42" Deck	2087732		6878	Belt; W/106" Belt O.C.	1657517		B103
Reverse	2029350		6853	Blower; W/61" Belt O.C.	2027102	2610	6861
716H				Blower; W/70" Belt O.C.	2027134		6870
Blade	1666801		6640BR	Blower; W/77" Belt O.C.			6877
Blower	2026755		6839	Drive; W/34" Belt O.C.	2029348		6834
Drive; W/70" Belt O.C.	2027134		6870	Drive; W/53" Belt O.C.	2029350		6853
Drive; W/36" Tiller	2027624		6996	Dual Range Drive	1609767	2520	6852
Dual Range Drive	1607967		6639BR	Hydro	1650502		6422BR
Forward	2029348		6834	P.T.O.; W/39" Belt O.C.	2026755		6839
Hydro	1650502		6422BR	P.T.O.; W/91" Belt O.C.	2026324	2910	6891
P.T.O.	2026324	2910	6891	P.T.O.; W/42" Deck	1666801		6640BR
Reverse	2029350		6853	P.T.O.; W/48" Deck	2087732		6878
718				916H			
Belt; W/66" Belt O.C.	2087759		6866	Arbor; W/42" Deck	1656960		6811BR
Belt; W/88" Belt O.C.	2027639		6988	Belt; W/66" Belt O.C.	2087759		6866
Belt; W/96" Belt O.C.	2027624		6996	Belt; W/38" Deck	1657517		B103
Blade; W/80" Belt O.C.	1666801		6640BR	Blade			6878
Blade; Ser. No. 1690021 & After; W/48" Deck	2027114		6885	Blower; W/61" Belt O.C.	2027102	2610	6861
Blade; W/82" Belt O.C.; W/42" Deck	2025364		6434BR	Blower; W/70" Belt O.C.	2027134		6870
Blade; W/84" Belt O.C.; W/42" Deck	1656960		6811BR	Blower; W/77" Belt O.C.			6877
Blower	2026755		6839	P.T.O.; W/39" Belt O.C.	2026755		6839
Drive; W/66" Belt O.C.	2087778		6866	P.T.O.; W/42" Deck	1666801		6640BR
Drive; W/70" Belt O.C.	2027134		6870	P.T.O.; W/48" Deck	2087732		6878
Drive; W/36" Tiller	2027624		6996	917			
Drive; Ser. No. 1690272 & After; W/48" Deck	2087648		6872	Drive; W/34" Belt O.C.	2029348		6834
Dual Range Drive	1607967		6639BR	Drive; W/53" Belt O.C.	2029350		6853
Forward	2029348		6834	Dual Range Drive	1609767	2520	6852
Hydro	1650502		6422BR	Hydro	1650502		6422BR
Mower	2029223		6844	P.T.O.	2026324	2910	6891
P.T.O.; W/91" Belt O.C.	2026324	2910	6891	917H			
P.T.O.; W/74" Belt O.C.; W/42" Deck	2087836		6874	Drive; Mfr. No. 1691718, 1691960	1650502		6422BR
P.T.O.; W/78" Belt O.C.; W/42" Deck	2087732		6878	918H			
Reverse	2029350		6853	Drive; Mfr. No. 1692144, 1692452, 1692846, 1692951, 1693413	1650502		6422BR
718H				Drive; W/P.S.; Mfr. No. 1692847, 1692941, 1693411	1650502		6422BR
Blade	1666801		6640BR	919 Hydro			
Drive; W/36" Tiller	2027624		6996	Arbor; W/42" Deck	1656960		6811BR
Dual Range Drive	1607967		6639BR	Belt; W/66" Belt O.C.	2087759		6866
Forward	2029348		6834	Belt; W/106" Belt O.C.	1657517		B103
Hydro	1650502		6422BR	Blade			6878
P.T.O.	2026324	2910	6891	Blower; W/61" Belt O.C.	2027102	2610	6861
Reverse	2029350		6853	Blower; W/70" Belt O.C.	2027134		6870
720				Blower; W/77" Belt O.C.			6877
Drive	2028549	2240	6824	P.T.O.; W/39" Belt O.C.	2026755		6839
P.T.O. To Deck; W/60" Deck	2028766	2930	6893	P.T.O.; W/42" Deck	1666801		6640BR
Sicklebar Attachment; W/57" Belt O.C.	2029056		6857	P.T.O.; W/48" Deck	2087732		6878

Belts for Riding Mowers

Application	OEM No.	Standard Belts	Premium Belts	Application	OEM No.	Standard Belts	Premium Belts
ALLIS-CHALMERS - Continued				ALLIS-CHALMERS - Continued			
1030 Drive; Mfr. No. 1691995	1665706		6839	1918H Ultima P.T.O.; W/P.S.; Mfr. No. 1691397	1674726		②A34
1030M Drive; Mfr. No. 1692011	1665706		6839	1920H P.T.O.; Mfr. No. 1691955	1674726		②A34
1036 Blade		6878		1920H Ultima P.T.O.; Mfr. No. 1691392	1674726		②A34
Trans.; Mfr. No. 1691539	1665706		6839	2020H P.T.O.; W/23" Wheels; Mfr. No. 1693124 ...	1716996		②6836
1312G Drive; Mfr. No. 1691658	1678354		6842	P.T.O.; W/26" Wheels; Mfr. No. 1693221 ...	1716996		②6836
1613G Drive; Mfr. No. 1691893	1703836		6524BR	2020H LC P.T.O.; Mfr. No. 1693128	1716995		②6836
1613H Drive; Mfr. No. 1692265	1672135		6523BR	2023H P.T.O.; W/26" Wheels; Mfr. No. 1693769 ...	1716996		②6836
Drive; Mfr. No. 1692076	1713515		6458BR	2024D P.T.O.; Mfr. No. 1693130	1718602		②6834
Drive; Mfr. No. 1691817, 1691888	1721532		6798BR	2025H P.T.O.; Mfr. No. 1693126, 1693562	1716996		②6836
1614H Drive; Mfr. No. 1692281, 1692432, 1692809	1672135		6523BR	3016 Drive; Mfr. No. 1691882	1707345		6844
Drive; Mfr. No. 1692184	1713515		6458BR	P.T.O.; Mfr. No. 1691882	1705107		6939
Drive; Mfr. No. 1693058, 1693365	1717932		6811BR	3016L Drive; Mfr. No. 1691973	1707347		6845
1614VH Drive; Mfr. No. 1692430	1672135		6523BR	P.T.O.; Mfr. No. 1691973	1705107		6939
1615G Drive; Mfr. No. 1692289, 1692434	1657044		6521BR	3016S Drive; Mfr. No. 1691970	1707347		6845
1615H Drive; Mfr. No. 1692530, 1692613, 1692811	1672135		6523BR	P.T.O.; Mfr. No. 1691970	1705107		6939
Drive; Mfr. No. 1693060, 1693367, 1693596	1717932		6811BR	3018 Drive; Mfr. No. 1691876	1707344		6841
1616H Drive; Mfr. No. 1692285, 1692813	1672135		6523BR	P.T.O.; Mfr. No. 1691876	1705106		6937
Drive; Mfr. No. 1692075	1713515		6458BR	3018L Drive; Mfr. No. 1691974	1707346		6842
Drive; Mfr. No. 1693062, 1693369, 1693617	1717932		6811BR	P.T.O.; Mfr. No. 1691974	1705106		6937
Drive; Mfr. No. 1693843	1719819		6434BR	3018S Drive; Mfr. No. 1691971	1707346		6842
Drive; Mfr. No. 1691819	1721532		6798BR	P.T.O.; Mfr. No. 1691971	1705106		6937
1616HV Drive; Mfr. No. 1692436	1672135		6523BR	3020L Drive; Mfr. No. 1691975	1707346		6842
1617H Drive; Mfr. No. 1693698	1719819		6434BR	P.T.O.; Mfr. No. 1691975	1705106		6937
1618H Drive; Mfr. No. 1693277, 1693602	1717932		6811BR	3020S Drive; Mfr. No. 1691972	1707346		6842
1714G Drive; Mfr. No. 1692033, 1692303, 1692444	1707381		6503BR	P.T.O.; Mfr. No. 1691972	1705106		6937
1716H Drive; Mfr. No. 1692044, 1692446, 1692633	170164		6877	AC130 Trans.	1728008		6709BR
Drive; Mfr. No. 1692837	1707381		6503BR	Deck Drive; W/42" Deck; W/Large Pulley ...	1732955		6710BR
1717H Drive; Mfr. No. 1692839	1707381		6503BR	Deck Drive; W/46" Deck	1732956		6715BR
Drive; Mfr. No. 1693395	1719398		6714BR	AC130 AWS Drive	7101794		6474BR
1718H Drive; Mfr. No. 1692036, 1692448	170164		6877	Primary; W/46" Deck	1727869		6798BR
Drive; Mfr. No. 1692578, 1692841	1707381		6503BR	Secondary; W/46" Deck	037X66		A45
Drive; Mfr. No. 1693397, 1693835	1719398		6714BR	B1 Arbor; W/42" Deck	2025364		6434BR
1720H Drive; W/P.S.; Mfr. No. 1693399	1719398		6714BR	Belt; W/63" Belt O.C.	2026574		6863
1723H Drive; W/P.S.; Mfr. No. 1693814	1719398		6714BR	Belt; W/64" Belt O.C.	2027145		6864
1816H Drive; Mfr. No. 1691769	1656960		6811BR	Belt; W/88" Belt O.C.; W/36" Deck	2027639		6988
1817H Drive; Mfr. No. 1691682	1656960		6811BR	Belt; W/96" Belt O.C.; W/36" Deck	2027624		6996
1914H Ultima P.T.O.; Mfr. No. 1691387	1674726		②A34	Belt; 2nd Type	2026755		6839
1916H Ultima P.T.O.; Mfr. No. 1691389	1674726		②A34	Cross Deck; W/32" Deck	2025893		6848
				Cross Deck; W/48" Deck	2027121		6845
				Drive; W/26" Belt O.C.; Mfr. No. 2025014 ..	2025436		6826
				Drive; W/32" Deck	2025236		6956
				Drive; W/35" Belt O.C.; Mfr. No. 2025014 ..	2025309		6835
				Drive; W/45" Belt O.C.; Mfr. No. 2025014 ..	2025492		6945
				Gear Box; W/42" Belt O.C.	2025641		6942
				Gear Box; W/49" Belt O.C.	2025712		6949
				Gen.; W/36" Belt O.C.	2025461		7360
				Gen.; W/39" Belt O.C.	2026869		7390
				Hydro. Lift	2026378		6722
				Main Drive; W/32" Deck	2025641		6942
				Mower; W/42" Deck	2025341		6844
				Mower; W/47" Belt O.C.; W/48" Deck	2027581		6847
				Mower; W/85" Belt O.C.; W/48" Deck	2027114		6885

② Two Required.

Belts for Riding Mowers

Application	OEM No.	Standard Belts	Premium Belts	Application	OEM No.	Standard Belts	Premium Belts
ALLIS-CHALMERS - Continued				ALLIS-CHALMERS - Continued			
B1 - Continued				B110 - Continued			
P.T.O.	2025663		6835	P.T.O.; Ser. No. 5001 & After	2025663		6835
Spindle; W/32" Deck	2025879		6863	Spindle; W/32" Deck	2025879		6863
Trans.; W/10" Pulley	2025712		6949	Trans.; W/10" Pulley	2025712		6949
Trans.; W/6" Pulley	2025641		6942	Trans.; W/6" Pulley	2025641		6942
Trans.; W/8" Pulley	2025492		6945	Trans.; W/8" Pulley	2025492		6945
B10				B112			
Arbor; W/42" Deck	2025364		6434BR	Arbor; W/42" Deck	2025364		6434BR
Belt; W/63" Belt O.C.	2026574		6863	Belt; W/63" Belt O.C.	2026574		6863
Belt; W/64" Belt O.C.	2027145		6864	Belt; W/64" Belt O.C.	2027145		6864
Belt; W/88" Belt O.C.; W/36" Deck	2027639		6988	Belt; W/70" Belt O.C.	2027134		6870
Belt; W/96" Belt O.C.; W/36" Deck	2027624		6996	Belt; W/88" Belt O.C.; W/36" Deck	2027639		6988
Belt; 2nd Type	2026755		6839	Belt; W/96" Belt O.C.; W/36" Deck	2027624		6996
Cross Deck; W/32" Deck	2025893		6848	Belt; 2nd Type	2026755		6839
Cross Deck; W/48" Deck	2027121		6845	Cross Deck; W/32" Deck	2025893		6848
Drive; W/26" Belt O.C.; Mfr. No. 2025014 ..	2025436		6826	Cross Deck; W/48" Deck	2027121		6845
Drive; W/32" Deck	2025236		6956	Drive; W/26" Belt O.C.; Mfr. No. 2025014 ..	2025436		6826
Drive; W/35" Belt O.C.; Mfr. No. 2025014 ..	2025309		6835	Drive; W/35" Belt O.C.; Mfr. No. 2025014 ..	2025309		6835
Drive; W/45" Belt O.C.; Mfr. No. 2025014 ..	2025492		6945	Drive; W/45" Belt O.C.; Mfr. No. 2025014 ..	2025492		6945
Gear Box; W/42" Belt O.C.	2025641		6942	Gear Box	2025641		6942
Gear Box; W/49" Belt O.C.	2025712		6949	Gen.	2026869		7390
Gen.	2026066		7380	Hydro. Lift	2026378		6722
Hydro. Lift	2026378		6722	Main Drive; W/32" Deck	2025641		6942
Main Drive; W/32" Deck	2025641		6942	Mower; W/42" Deck	2025341		6844
Mower; W/42" Deck	2025341		6844	Mower; W/47" Belt O.C.; W/48" Deck	2027581		6847
Mower; W/47" Belt O.C.; W/48" Deck	2027581		6847	Mower; W/85" Belt O.C.; W/48" Deck	2027114		6885
Mower; W/85" Belt O.C.; W/48" Deck	2027114		6885	P.T.O.; Ser. No. 5000 & Before	2026081		6836
P.T.O.; Ser. No. 5000 & Before	2026081		6836	P.T.O.; Ser. No. 5001 & After	2025663		6835
P.T.O.; Ser. No. 5001 & After	2025663		6835	Spindle; W/32" Deck	2025879		6863
Spindle; W/32" Deck	2025879		6863	Trans.; W/10" Pulley	2025712		6949
Trans.; W/10" Pulley	2025712		6949	Trans.; W/6" Pulley	2025641		6942
Trans.; W/6" Pulley	2025641		6942	Trans.; W/8" Pulley	2025492		6945
Trans.; W/8" Pulley	2025492		6945				
B12				B206			
Arbor; W/42" Deck	2025364		6434BR	Arbor; W/42" Deck	2025364		6434BR
Belt; W/63" Belt O.C.	2026574		6863	Belt; W/39" Belt O.C.	2026755		6839
Belt; W/64" Belt O.C.	2027145		6864	Belt; W/63" Belt O.C.	2026574		6863
Belt; W/88" Belt O.C.; W/36" Deck	2027639		6988	Belt; W/64" Belt O.C.	2027145		6864
Belt; W/96" Belt O.C.; W/36" Deck	2027624		6996	Belt; W/88" Belt O.C.; W/36" Deck	2027639		6988
Cross Deck; W/32" Deck	2025893		6848	Belt; W/96" Belt O.C.; W/36" Deck	2027624		6996
Cross Deck; W/48" Deck	2027121		6845	Blade; W/73" Belt O.C.	1602157	2730	6873
Drive; W/26" Belt O.C.; Mfr. No. 2025014 ..	2025436		6826	Blade; W/36" Deck	1601520		6870
Drive; W/32" Deck	2025236		6956	Cross Deck; W/32" Deck	2025893		6848
Drive; W/35" Belt O.C.; Mfr. No. 2025014 ..	2025309		6835	Cross Deck; W/48" Deck	2027121		6845
Drive; W/45" Belt O.C.; Mfr. No. 2025014 ..	2025492		6945	Drive; W/26" Belt O.C.; Mfr. No. 2025014 ..	2025436		6826
Gear Box	2025641		6942	Drive; W/32" Deck	2025236		6956
Gen.	2026869		7390	Drive; W/35" Belt O.C.; Mfr. No. 2025014 ..	2025309		6835
Hydro. Lift	2026378		6722	Drive; W/45" Belt O.C.; Mfr. No. 2025014 ..	2025492		6945
Main Drive; W/32" Deck	2025641		6942	Main Drive; W/32" Deck	2025641		6942
Mower; W/42" Deck	2025341		6844	Mower Drive; W/26" Deck	1602157		6873
Mower; W/47" Belt O.C.; W/48" Deck	2027581		6847	Mower; W/42" Deck	2025341		6844
Mower; W/85" Belt O.C.; W/48" Deck	2027114		6885	Mower; W/47" Belt O.C.; W/48" Deck	2027581		6847
P.T.O.; Ser. No. 5000 & Before	2026081		6836	Mower; W/85" Belt O.C.; W/48" Deck	2027114		6885
P.T.O.; Ser. No. 5001 & After	2025663		6835	Spindle; W/32" Deck	2025879		6863
Spindle; W/32" Deck	2025879		6863	Trans.	1601405		6840
Trans.; W/10" Pulley	2025712		6949				
Trans.; W/6" Pulley	2025641		6942	B207; B208			
Trans.; W/8" Pulley	2025492		6945	Arbor; W/42" Deck	2025364		6434BR
				Belt; W/39" Belt O.C.	2026755		6839
				Belt; W/63" Belt O.C.	2026574		6863
				Belt; W/64" Belt O.C.	2027145		6864
				Belt; W/88" Belt O.C.; W/36" Deck	2027639		6988
				Belt; W/96" Belt O.C.; W/36" Deck	2027624		6996
				Blade; W/36" Deck	1601520		6870
				Countershaft To Trans.	1601672		6799BR
				Cross Deck; W/32" Deck	2025893		6848
				Cross Deck; W/48" Deck	2027121		6845
				Drive; W/26" Belt O.C.; Mfr. No. 2025014 ..	2025436		6826
				Drive; W/32" Deck	2025236		6956
				Drive; W/35" Belt O.C.; Mfr. No. 2025014 ..	2025309		6835
				Drive; W/45" Belt O.C.; Mfr. No. 2025014 ..	2025492		6945
				Eng. To Countershaft	1601405		6840
				Eng. To Deck	1601524		6878
				Gen.	1601238		7340
				Main Drive; W/32" Deck	2025641		6942
				Mower Drive; W/26" Deck	1602157		6873
				Mower; W/42" Deck	2025341		6844
				Mower; W/47" Belt O.C.; W/48" Deck	2027581		6847
				Mower; W/85" Belt O.C.; W/48" Deck	2027114		6885
				Spindle; W/32" Deck	2025879		6863
				B210; B212			
				Arbor; W/42" Deck	2025364		6434BR
				Belt; W/39" Belt O.C.	2026755		6839

Belts for Riding Mowers

Application	OEM No.	Standard Belts	Premium Belts
ALLIS-CHALMERS - Continued			
B210; B212 - Continued			
Belt; W/63" Belt O.C.	2026574		6863
Belt; W/64" Belt O.C.	2027145		6864
Belt; W/88" Belt O.C.; W/36" Deck	2027639		6988
Belt; W/96" Belt O.C.; W/36" Deck	2027624		6996
Blade; W/36" Deck	1601520		6870
Cross Deck; W/32" Deck	2025893		6848
Cross Deck; W/48" Deck	2027121		6845
Drive; W/26" Belt O.C.; Mfr. No. 2025014	2025436		6826
Drive; W/32" Deck	2025236		6956
Drive; W/35" Belt O.C.; Mfr. No. 2025014	2025309		6835
Drive; W/45" Belt O.C.; Mfr. No. 2025014	2025492		6945
Gen.	2026869		7390
Hydro. Lift	2026378		6722
Main Drive; W/32" Deck	2025641		6942
Mower Drive; W/26" Deck	1602157		6873
Mower; W/42" Deck	2025341		6844
Mower; W/47" Belt O.C.; W/48" Deck	2027581		6847
Mower; W/85" Belt O.C.; W/48" Deck	2027114		6885
P.T.O.	2027709		6829
Spindle; W/32" Deck	2025879		6863
Big 10			
Arbor; W/42" Deck	2025364		6434BR
Belt; W/63" Belt O.C.	2026574		6863
Belt; W/64" Belt O.C.	2027145		6864
Belt; W/88" Belt O.C.; W/36" Deck	2027639		6988
Belt; W/96" Belt O.C.; W/36" Deck	2027624		6996
Belt; 2nd Type	2026755		6839
Cross Deck; W/32" Deck	2025893		6848
Cross Deck; W/48" Deck	2027121		6845
Drive; W/26" Belt O.C.; Mfr. No. 2025014	2025436		6826
Drive; W/32" Deck	2025236		6956
Drive; W/35" Belt O.C.; Mfr. No. 2025014	2025309		6835
Drive; W/45" Belt O.C.; Mfr. No. 2025014	2025492		6945
Gear Box; W/42" Belt O.C.	2025641		6942
Gear Box; W/49" Belt O.C.	2025712		6949
Gen.; W/36" Belt O.C.	2025461		7360
Gen.; W/39" Belt O.C.	2026869		7390
Hydro. Lift	2026378		6722
Main Drive; W/32" Deck	2025641		6942
Mower; W/42" Deck	2025341		6844
Mower; W/47" Belt O.C.; W/48" Deck	2027581		6847
Mower; W/85" Belt O.C.; W/48" Deck	2027114		6885
P.T.O.	2025663		6835
Spindle; W/32" Deck	2025879		6863
Trans.; W/10" Pulley	2025712		6949
Trans.; W/6" Pulley	2025641		6942
Trans.; W/8" Pulley	2025492		6945
Express			
Drive; W/14.5 H.P. Eng.; Mfr. No. 1693452	1665450		6627BR
Drive; W/15 H.P. Eng.; Mfr. No. 1693458	1717397		6798BR
Drive; W/17 H.P. Eng.; Mfr. No. 1693525	1717397		6798BR
HB112; HB212			
Arbor; W/42" Deck	2025364		6434BR
Belt; W/63" Belt O.C.	2026574		6863
Belt; W/64" Belt O.C.	2027145		6864
Belt; W/88" Belt O.C.; W/36" Deck	2027639		6988
Belt; W/96" Belt O.C.; W/36" Deck	2027624		6996
Clutch	2027581		6847
Cross Deck; W/32" Deck	2025893		6848
Cross Deck; W/48" Deck	2027121		6845
Drive; W/26" Belt O.C.; Mfr. No. 2025014	2025436		6826
Drive; W/32" Deck	2025236		6956
Drive; W/35" Belt O.C.; Mfr. No. 2025014	2025309		6835
Drive; W/45" Belt O.C.; Mfr. No. 2025014	2025492		6945
Gen.	2026869		7390
Hydro. Lift	2026378		6722
Main Drive; W/32" Deck	2025641		6942
Mower; W/42" Deck	2025341		6844
Mower; W/47" Belt O.C.; W/48" Deck	2027581		6847
Mower; W/85" Belt O.C.; W/48" Deck	2027114		6885
P.T.O.	2027709		6829
Rear P.T.O.	2025712		6949
Spindle; W/32" Deck	2025879		6863
Homesteader 6; Homesteader 7			
Blade; W/78" Belt O.C.	1601524		6878

Application	OEM No.	Standard Belts	Premium Belts
ALLIS-CHALMERS - Continued			
Homesteader 6; Homesteader 7 - Continued			
Blade; W/83" Belt O.C.	1604406		6444BR
Trans.	1607051		6870
Homesteader 8			
Arbor; W/36" Deck	1602157		6873
Belt; W/82" Belt O.C.	2025364		6434BR
Belt; W/96" Belt O.C.	2027624		6996
Blade	1602157	2730	6873
Gen.	1601238		7340
Mower; Ser. No. 26601001 & After; W/36" Deck	2029715		6879
P.T.O.	1601524		6878
Trans.	2028035		6775BR
Scamp 5			
Belt; W/24" Deck	2025893	2480	6848
Belt; W/26" Deck	2029223	2440	6844
Trans.	2028241		6831
Scamp 8			
Drive	2029660		6862
P.T.O. To Mower	2029582		A133
ZT			
Drive; W/14 H.P. Eng.; Mfr. No. 1693469	1719381		6838
Drive; W/16 H.P. Eng.; Mfr. No. 1693475	1719381		6838
Drive; W/18 H.P. Eng.; Mfr. No. 1693232	1719381		6838
AMERICAN HARDWARE			
127-364			
Deck	7540342		6866
130-460; 130-470			
Blade	7540118		6963
Trans.	7540937	3590	6959
131-480			
Blade	7540145		6488BR
Drive; W/31" Belt O.C.	7540136		6931
Drive; W/52" Belt O.C.	7540147	3520	6952
137-322; 137-332			
Deck	7540342		6866
137-504			
Drive; W/35" Belt O.C.	7540241		6494BR
Drive; W/38" Belt O.C.	7540240		6511BR
141-660; 141-690; 142-669			
Gen.	7540134		7330
Trans.	7540112	3800	6980
142-760			
Gen.	7540139		7380
P.T.O.	7540165		6834
142-990			
P.T.O.	7540165		6834
143-660; 143-760			
Blade	7540184		6852
Deck	7540180		6510BR
Gen.	7540134		7330
Trans.	7540182	3810	6981
143-960			
Gen.	7540139		7380
P.T.O.	7540165		6834
143-990			
P.T.O.	7540165		6834
144-672			
Blade	7540184		6852
Deck	7540180		6510BR
Gen.	7540134		7330
Trans.	7540182	3810	6981
144-761			
Drive	7540182	3810	6981
Gen.	7540134		7330
144-960			
Gen.	7540139		7380
P.T.O.	7540165		6834
144-990			
P.T.O.	7540165		6834

Belts for Riding Mowers

Lawn & Garden Equipment

Application	OEM No.	Standard Belts	Premium Belts	Application	OEM No.	Standard Belts	Premium Belts
AMERICAN HARDWARE - Continued				AMERICAN HARDWARE - Continued			
145-960; 145-990				Lagrange 134-495 - Continued			
Gen.	7540139		7380	Drive; W/37" Belt O.C.	7540173	3370	6937
P.T.O.	7540165		6834	Drive; W/65" Belt O.C.	7540191		6865
Trans.	7540124		6857				
09405				Madison 132-485			
Belt; W/40" Belt O.C.	7540244		6840	Drive	7540138	3500	6950
Belt; W/59" Belt O.C.	7540245		6859	Trans.	7540136		6931
14925				Marquette 133-480			
Blade	7540151		6967	Trans.	7540127		6966
Deck	7540138	3500	6950				
Traction	7540136		6931	Millbrook 130-430; Millbrook 131-435; Millbrook 132-435			
14938				Deck	7540127		6966
Blade	7540145		6488BR	Drive	7540135		6925
Trans.	7540226		6551BR	Trans.	7540136		6931
20508				Oakwood 134-395			
Drive	37X38		6425BR	Drive	7540164	2630	6863
21866				Parkhill 132-480			
Blade	7540184		6852	Drive	7540138	3500	6950
Deck	7540180		6510BR	Trans.	7540136		6931
Gen.	7540134		7330				
Trans.	7540182	3810	6981	Servistar 130-400			
26861				Blade	7540188		6951
Blade	37X34		6877	Drive	7540101		6517BR
Drive	37X27		6434BR				
37277				Servistar 130-465			
Trans.	7540281		6405BR	Blade	7540151		6967
Belt; W/39" Belt O.C.	7540271		6557BR	Deck	7540138	3500	6950
39510				Traction	7540136		6931
Blade	7540167		6964	Servistar 130-497			
Trans.	7540198		6451BR	Blade	7540145		6488BR
39511				Trans.	7540226		6882
Blade	7540145		6488BR	Servistar 130-780			
Drive; W/37" Belt O.C.	7540173	3370	6937	Deck; W/Optional 44" Deck	7540230		6755BR
Drive; W/65" Belt O.C.	7540191		6865	Drive	7540245		6859
39512				Transaxle	7540255		6837
Blade; W/51" Belt O.C.	7540188		6951	Servistar 130-796			
Blade; W/52" Belt O.C.	7540264		6639BR	Blade	7540198		6451BR
Trans.; W/30" Belt O.C.	7540249		6930	Trans.	7540207		6842
Trans.; W/35" Belt O.C.	7540101		6517BR	Servistar 15331; Servistar 15831			
41420				Blade	7540151		6967
Trans.	7540281		6405BR	Trans.	7540191		6865
Belt; W/69" Belt O.C.	7540145		6488BR	Springhill			
41640				Trans.	7540182		6981
Drive	7540264		6639BR	Whitehall 130-415; Whitehall 132-418; Whitehall 133-420			
41642				Deck	7540147	3520	6952
Eng. To Deck	7540264		6639BR	Drive	7540135		6925
Primary Variator	7540241		6494BR	Trans.	7540136		6931
Secondary Variator	7540240		6511BR	Williams 133-380; Williams 134-380			
42387				Blade; W/25" Deck	7540138	3500	6950
Gen.	7540134		7330	Drive	7540164	2630	6863
Trans.	7540112	3800	6980				
Belmont				AMERICAN HARDWARE SERVISTAR			
P.T.O.	7540165		6834	14925			
Trans.	7540124		6857	Blade	7540151	3670	6967
Bradley 134-445				Eng. To Variator	7540138	3500	6950
Blade	7540178	3820	6982	Variator To Trans.	7540136	3310	6931
Drive	7540185		6849	15331			
Denison 133-485; Denison 134-485				Blade	7540151	3670	6967
Trans.	7540127		6966	AMERICAN YARD PROD.			
Jamestown 134-400				1A1A1A; 1C1A7A			
Blade	7540188		6951	Deck	131264		6458BR
Drive	7540101		6517BR	1D2A3A; 1E2A9A			
Jefferson 132-360				Deck	131290		6459BR
Blade	7540107		6830	1H2A9A			
Trans.	7540936		6847	Deck	131290		6459BR
Kingwood				Ground Drive	126520X		6459BR
Gen.	7540169		7355	2C3B1A; 2C3B1B			
P.T.O.	7540165		6834	Deck	144200		6463BR
Lagrange 134-495				Ground Drive	130801		6758BR
Blade	7540145		6488BR	2D3B3B; 2D3B3C			
				Deck	126520X		6459BR

Belts for Riding Mowers

Application	OEM No.	Standard Belts	Premium Belts
AMERICAN YARD PROD. - Continued			
2D3B3B; 2D3B3C - Continued			
Ground Drive	138255		6758BR
2D3B3D			
Deck	144200	6463BR	
Ground Drive	130801	6758BR	
2E3B3A			
Deck	131290		6459BR
2E3B3B			
Deck	126520X	6459BR	
Ground Drive	138255	6758BR	
2E3B3C; 2E3B3D			
Deck	144200	6463BR	
Ground Drive	130801	6758BR	
2H4B38A			
Deck	130969		6457BR
2H4B3A			
Deck	130969	6457BR	
Ground Drive	138255	6758BR	
2H4B3B			
Deck	140067	6551BR	
Ground Drive	130801	6758BR	
2H4B3C; 2H4B3E			
Deck	144200	6463BR	
Ground Drive	130801	6758BR	
2H4B6B; 2H4B6C			
Deck	144200	6463BR	
2H4D3A; 2H4D3B; 2H4D3C			
Deck	144200	6463BR	
Ground Drive	130801	6758BR	
2K4B3A; 2K4B9A			
Deck	130969	6457BR	
Ground Drive	138255	6758BR	
2P4B9A			
Deck	140067	6551BR	
Ground Drive	130801	6758BR	
2P4B9B			
Deck	144200	6463BR	
Ground Drive	130801	6758BR	
2P4C3A			
Deck	130969	6457BR	
Ground Drive	138255	6758BR	
2Q4B9A; 2Q4B9B			
Deck	144200	6463BR	
Ground Drive	130801	6758BR	
4P6D9A			
Deck	131290		6459BR
6A1A1E; 6C1A7E; 6H1A9D			
Deck	131264		6458BR
7H4B6A			
Deck	144200	6463BR	
7H4B8A			
Deck	144200	6463BR	
Ground Drive	130801	6758BR	
11HP92			
Deck	131264	6458BR	
Ground Drive	126520X	6459BR	
12HP-97CM			
Deck	144200	6463BR	
Ground Drive	130801	6758BR	
13HP92			
Deck	165555		6579BR
850-6552			
Deck	130969	6457BR	
Drive	131006	6898	
917.252500; 917.252520; 917.252521;			
917.252580			
Deck	144200	6463BR	
Ground Drive	130801	6758BR	

Application	OEM No.	Standard Belts	Premium Belts
AMERICAN YARD PROD. - Continued			
3363			
Deck	124293X		6880
Ground Drive	126520X		6459BR
3380-14			
Deck	106085X		6672BR
Ground Drive	125907X		6713BR
3381E94			
Deck	106085X		6672BR
3383-14			
Deck	106085X		6672BR
Ground Drive	125907X		6713BR
3420-24; 3420-34			
Deck	130969		6457BR
Drive	131006		6898
3420-44			
Deck	140067		6551BR
Ground Drive	130801		6758BR
3420-54; 3420-64; 3420-74			
Deck	144200		6463BR
Ground Drive	130801		6758BR
3420-74A			
Deck	144959		6758BR
Ground Drive	130801		6758BR
3420-74B			
Deck	144200		6463BR
Ground Drive	130801		6758BR
3420-84			
Deck	144200		6463BR
3421H-74			
Deck	144200		6463BR
Ground Drive	156971		6558BR
3421H-74A			
Ground Drive	156971		6558BR
3421H-74B			
Deck	144200		6463BR
Ground Drive	156971		6558BR
3441E94			
Deck	106085X		6672BR
4180-24; 4180-24B; 4180-34			
Deck	106085X		6672BR
Ground Drive	123796X		6432BR
4180-44; 4180-54; 4180-64; 4181-44			
Ground Drive	123796X		6432BR
Primary	131264		6458BR
Secondary	131290		6459BR
4186-64			
Primary	148763		6702BR
4200-14; 4200-34			
Ground Drive	110883X		6899
Primary	110884X		6714BR
Secondary	3703J		A98
4200-44; 4200V-44; 4200V-54			
Ground Drive	137153		6798BR
Primary	139573		6798BR
Secondary	138255		6758BR
4220-74; 4220-84			
Ground Drive	137153		6798BR
4221-84; 4221H-74			
Ground Drive	140218		6811BR
Primary	139573		6798BR
Secondary	144959		6758BR
6421H-74; 7124A89			
Deck	144200		6463BR
7143A89			
Deck	144200		6463BR
Ground Drive	130801		6758BR
7177A89; 7187A89			
Deck	144200		6463BR

Belts for Riding Mowers

Application	OEM No.	Standard Belts	Premium Belts	Application	OEM No.	Standard Belts	Premium Belts
AMERICAN YARD PROD. - Continued				AMERICAN YARD PROD. - Continued			
8927B				AY1236A; AY1236B			
Deck	130969		6457BR	Deck	131264		6458BR
Drive	131006		6898	AY1236E			
9149A89; 9149B89; 9191A89				Deck	131264		6458BR
Deck	144200		6463BR	Ground Drive	126520X		6459BR
95189				AY12536A; AY12536B			
Deck	130969		6457BR	Deck	131264		6458BR
Drive	131006		6898	AYF1236C			
259720; 259721; 259722; 259723; 259724;				Deck	131264		6458BR
270450				Ground Drive	126520X		6459BR
Deck	144200		6463BR	AYP1124A69; AYP1143A69; AYP1184A69			
Ground Drive	130801		6758BR	Deck	144200		6463BR
270451				Ground Drive	130801		6758BR
Deck	144200		6463BR	AYP7122A29; AYP7122B29			
271150				Deck	131290		6459BR
Deck	144200		6463BR	AYP7124A49			
Ground Drive	160855		6432BR	Deck	130969		6457BR
271470; 271471; 271490; 271491				Ground Drive	138255		6758BR
Deck	144200		6463BR	AYP7124A59; AYP7124A69; AYP7124A79;			
279370				AYP7124B59; AYP7124B79			
Deck	144959		6758BR	Deck	144200		6463BR
Ground Drive	130801		6758BR	Ground Drive	130801		6758BR
421170; 421171; 421172				AYP7124C49			
Deck	144200		6463BR	Deck	140067		6551BR
421360C; 421361				Ground Drive	130801		6758BR
Ground Drive	140218		6811BR	AYP7134A99			
Primary	139573		6798BR	Deck	144200		6463BR
Secondary	144959		6758BR	Ground Drive	130801		6758BR
425170; 425171				AYP7143A49			
Deck	131290		6459BR	Deck	130969		6457BR
Ground Drive	130801		6758BR	Ground Drive	138255		6758BR
425180; 425181				AYP7143A59; AYP7143A69; AYP7143A79;			
Ground Drive	123796X		6432BR	AYP7143A99			
Primary	131264		6458BR	Deck	144200		6463BR
Secondary	131290		6459BR	Ground Drive	130801		6758BR
440500; 440501				AYP7143B49			
Deck	144200		6463BR	Deck	130969		6457BR
Ground Drive	130801		6758BR	Ground Drive	138255		6758BR
446400				AYP7143B59			
Deck	144200		6463BR	Deck	144200		6463BR
951890; 951891				Ground Drive	130801		6758BR
Deck	130969		6457BR	AYP7143B79			
Drive	131006		6898	Deck	144959		6758BR
951941				Ground Drive	130801		6758BR
Ground Drive	137153		6798BR	AYP7143B89			
Primary	139573		6798BR	Deck	144200		6463BR
Secondary	138255		6758BR	AYP7143C49			
951942; 951942C; 951943; 951944				Deck	140067		6551BR
Ground Drive	137153		6798BR	Ground Drive	130801		6758BR
AB13107B				AYP7143C79			
Deck	144200		6463BR	Deck	144200		6463BR
Ground Drive	130801		6758BR	Ground Drive	130801		6758BR
AK125H42B				AYP7147A29; AYP7147B29			
Deck	144200		6463BR	Deck	130969		6457BR
AK12542C				Ground Drive	138255		6758BR
Deck	144200		6463BR	AYP7148A49			
Ground Drive	130801		6758BR	Deck	140067		6551BR
AK12542D				Ground Drive	130801		6758BR
Deck	144959		6758BR	AYP7157A79			
Ground Drive	130801		6758BR	Deck	144200		6463BR
AP12R38A				Ground Drive	130801		6758BR
Deck	126520X		6459BR	AYP7157B79			
Ground Drive	124525X		6889	Deck	144959		6758BR
AP125HR38A				Ground Drive	130801		6758BR
Deck	126520X		6459BR	AYP7158A49			
AY12B36C				Deck	140067		6551BR
Deck	131264		6458BR	Ground Drive	130801		6758BR
Ground Drive	126520X		6459BR	AYP7159A59; AYP7159A69			
				Deck	144200		6463BR

Belts for Riding Mowers

Application	OEM No.	Standard Belts	Premium Belts
AMERICAN YARD PROD. - Continued			
AYP7159A59; AYP7159A69 - Continued			
Ground Drive	130801		6758BR
AYP7167A29; AYP7167A39			
Deck	130969	6457BR	
Drive	131006	6898	
AYP7167A59; AYP7167A69; AYP7167A79			
Deck	144200	6463BR	
Ground Drive	130801	6758BR	
AYP7167B29			
Deck	130969	6457BR	
Drive	131006	6898	
AYP7167B79			
Deck	144959	6758BR	
Ground Drive	130801	6758BR	
AYP7167C79; AYP7169A99; AYP7169B99; AYP7178B99; AYP7178C99			
Deck	144200	6463BR	
Ground Drive	130801	6758BR	
AYP7183A49			
Deck	130969	6457BR	
Ground Drive	138255	6758BR	
AYP7184A59; AYP7184A69; AYP7184B69; AYP7187A99			
Deck	144200	6463BR	
Ground Drive	130801	6758BR	
AYP8186A29			
Deck	106085X	6672BR	
Ground Drive	123796X	6432BR	
AYP8186A49; AYP8186A59			
Ground Drive	123796X	6432BR	
Primary	131264	6458BR	
Secondary	131290	6459BR	
AYP8186A79; AYP8186B79			
Ground Drive	123796X	6432BR	
Primary	158818	6444BR	
Secondary	144959	6758BR	
AYP8188A69			
Ground Drive	137153	6798BR	
Primary	148763	6702BR	
AYP8188A79; AYP8188A89; AYP8188B89			
Ground Drive	137153	6798BR	
AYP8196A89; AYP8196A99; AYP8196B89			
Ground Drive	163817	6432BR	
Primary	158818	6444BR	
Secondary	144959	6758BR	
AYP8209A49			
Ground Drive	137153	6798BR	
Primary	139573	6798BR	
Secondary	138255	6758BR	
AYP8209A59; AYP8209A79; AYP8209A89; AYP8209A99; AYP8209B89			
Ground Drive	137153	6798BR	
AYP8228A49			
Ground Drive	140218	6811BR	
Primary	139573	6798BR	
Secondary	138255	6758BR	
AYP8228A59; AYP8228A69; AYP8228A79; AYP8228A89; AYP8228B89; AYP8248A99			
Ground Drive	140218	6811BR	
Primary	139573	6798BR	
Secondary	144959	6758BR	
AYP9120A29			
Deck	131264	6458BR	
AYP9120A59; AYP9120B49; AYP9120B59			
Deck	126520X	6459BR	
Ground Drive	124525X	6889	
AYP9128A29; AYP9128B29			
Deck	131290	6459BR	

Application	OEM No.	Standard Belts	Premium Belts
AMERICAN YARD PROD. - Continued			
AYP9149A59; AYP9149A69			
Deck	144200		6463BR
AYP9149A79; AYP9149B79; AYP9149C79; AYP9158A79			
Deck	144200		6463BR
Ground Drive	156971		6558BR
AYP9158B79			
Ground Drive	156971		6558BR
AYP9159A59			
Deck	144200		6463BR
AYP9159A69			
Deck	144200		6463BR
Ground Drive	140294		6434BR
AYP9159B59; AYP9167A59; AYP9167A69			
Deck	144200		6463BR
AYP9167A79; AYP9167B79; AYP9167C79; AYP9167D79			
Deck	144200		6463BR
Ground Drive	156971		6558BR
AYP9169A99; AYP9177A89; AYP9177B89; AYP9178A99; AYP9178B99			
Deck	144200		6463BR
AYP9182A79; AYP9182B79; AYP9182C79			
Deck	144200		6463BR
Ground Drive	156971		6558BR
AYP9187A89; AYP9187A99			
Deck	144200		6463BR
AYP9187B89			
Deck	144200		6463BR
Ground Drive	140294		6434BR
AYP9191A99; AYP9191B89			
Deck	144200		6463BR
AYP9209A99			
Primary	148763		6702BR
BM125M92EJA; BM155H92EJA			
Deck	165555		6579BR
CB13H36A			
Deck	131264		6458BR
CB15H42B			
Deck	144200		6463BR
CB1136C; CH1136A; CH1136B			
Deck	131264		6458BR
CH1238A			
Deck	131290		6459BR
CH1238B			
Deck	131290		6459BR
Ground Drive	130801		6758BR
CH14542A; CH14542B			
Deck	144200		6463BR
Ground Drive	130801		6758BR
CHD145H42A			
Deck	144200		6463BR
Ground Drive	156971		6558BR
CHD145H42C; CHD145H42D			
Deck	144200		6463BR
CHD12538A; CHD12538B			
Deck	144200		6463BR
Ground Drive	130801		6758BR
CHD12538C			
Deck	144200		6463BR
CHD12538D; CHD14542A; CLT4216B; CM1238A			
Deck	144200		6463BR
Ground Drive	130801		6758BR
CP10L36A			
Deck	131264		6458BR
CP12TR38A			
Deck	126520X		6459BR
Ground Drive	124525X		6889

Belts for Riding Mowers

Application	OEM No.	Standard Belts	Premium Belts	Application	OEM No.	Standard Belts	Premium Belts
AMERICAN YARD PROD. - Continued				AMERICAN YARD PROD. - Continued			
CP18H42A				CT1138A			
Deck	144200		6463BR	Deck	106085X		6672BR
CP125T38A				Ground Drive	125907X		6713BR
Deck	126520X		6459BR	CT1138B; CT1138C			
Ground Drive	138255		6758BR	Deck	131290		6459BR
CP1238A				CT1236C			
Deck	131290		6459BR	Deck	131264		6458BR
CP1442A				CT1236D; CT1236E			
Deck	130969		6457BR	Deck	131264		6458BR
Ground Drive	138255		6758BR	Ground Drive	126520X		6459BR
CP1442B				CT1238A			
Deck	140067		6551BR	Deck	131290		6459BR
Ground Drive	130801		6758BR	CT1238B			
CP1642A				Deck	126520X		6459BR
Deck	144200		6463BR	Ground Drive	138255		6758BR
Ground Drive	130801		6758BR	CT1238C; CT1238D			
CP1842A; CP1842B; CP1842C				Deck	144200		6463BR
Deck	130969		6457BR	Ground Drive	130801		6758BR
Drive	131006		6898	CT1442A			
CP1842D				Deck	130969		6457BR
Deck	140067		6551BR	Ground Drive	138255		6758BR
Ground Drive	130801		6758BR	CT1642A			
CP1844C				Deck	140067		6551BR
Deck	131290		6459BR	Ground Drive	130801		6758BR
CP2050B				CT1842A			
Ground Drive	137153		6798BR	Deck	144200		6463BR
Primary	139573		6798BR	Ground Drive	130801		6758BR
Secondary	138255		6758BR	CT1844A; CT1844E			
CP10910A				Deck	106085X		6672BR
Deck	131264		6458BR	Drive	123554X		6894
CP12542A				CT1844F			
Deck	130969		6457BR	Deck	106085X		6672BR
Ground Drive	138255		6758BR	Drive	123796X		6432BR
CP12542LTA				CT1844G; CT1844H; CT1844J			
Deck	140067		6551BR	Ground Drive	123796X		6432BR
Ground Drive	130801		6758BR	Primary	131264		6458BR
CP14542A; CP14542B; CP14542C				Secondary	131290		6459BR
Deck	144200		6463BR	CT2050B			
Ground Drive	130801		6758BR	Ground Drive	137153		6798BR
CS16H42A				Primary	139573		6798BR
Ground Drive	156971		6558BR	Secondary	138255		6758BR
CS16H42B				CT2050C			
Deck	144200		6463BR	Ground Drive	137153		6798BR
Ground Drive	156971		6558BR	CT12538A			
CS12538A				Deck	106085X		6672BR
Deck	144200		6463BR	Ground Drive	125907X		6713BR
Ground Drive	130801		6758BR	CT12538B			
CSGT18546A				Deck	131290		6459BR
Ground Drive	123796X		6432BR	CT12542A; CT12542B; CT12542C; CT12542D			
Primary	158818		6444BR	Deck	130969		6457BR
Secondary	144959		6758BR	Ground Drive	138255		6758BR
CT10L36A; CT10L36B; CT10L36C				CT12542E			
Deck	131264		6458BR	Deck	140067		6551BR
CT12T38A; CT12T38B; CT12T38C				Ground Drive	130801		6758BR
Deck	144200		6463BR	CT12542F; CT12542G; CT12542H; CT12542J;			
Ground Drive	130801		6758BR	CT12542K			
CT12T38D				Deck	144200		6463BR
Deck	144200		6463BR	Ground Drive	130801		6758BR
CT12T38E				CT12542L			
Deck	144200		6463BR	Deck	144959		6758BR
Ground Drive	130801		6758BR	Ground Drive	130801		6758BR
CT20V50A; CT20V50B; CT20V50C				CT12542M; CT12542N; CT12542P			
Ground Drive	137153		6798BR	Deck	144200		6463BR
CT125R38A				Ground Drive	130801		6758BR
Deck	131290		6459BR	CT12542R			
Ground Drive	126520X		6459BR	Deck	144200		6463BR
CT125R38B				CT12542S			
Deck	131290		6459BR	Deck	144200		6463BR
				Ground Drive	130801		6758BR

Belts for Riding Mowers

Application	OEM No.	Standard Belts	Premium Belts
AMERICAN YARD PROD. - Continued			
CT14538A			
Deck	126520X		6459BR
Ground Drive	138255		6758BR
CT14538B; CT14538C; CT14538D; CT14542A; CT14542B; CT14542C			
Deck	144200		6463BR
Ground Drive	130801		6758BR
CT14542D			
Deck	144959		6758BR
Ground Drive	130801		6758BR
CT14542E			
Deck	144200		6463BR
Ground Drive	130801		6758BR
CT14542F			
Deck	144200		6463BR
CT14542G; CT14542H			
Deck	144200		6463BR
Ground Drive	130801		6758BR
CT18544A; CT18544B			
Ground Drive	123796X		6432BR
Primary	131264		6458BR
Secondary	131290		6459BR
CTB1442A			
Deck	130969		6457BR
Drive	131006		6898
CTB12538B			
Deck	106085X		6672BR
Ground Drive	125907X		6713BR
CTH1642A; CTH1642B; CTH1642C			
Deck	144200		6463BR
CTH1642D; CTH1642E			
Deck	144200		6463BR
Ground Drive	156971		6558BR
CTH14542A; CTH14542B; CTH14542C			
Deck	144200		6463BR
CTH14542D; CTH14542E			
Ground Drive	156971		6558BR
CTH14542F			
Deck	144200		6463BR
Ground Drive	156971		6558BR
CTH14542G; CTH14542H; CTH14542J; CTH14542K; CTH16542A; CTH16542B			
Deck	144200		6463BR
CTL14R38A			
Deck	126520X		6459BR
Ground Drive	124525X		6889
CTL125R38A			
Deck	131290		6459BR
CTW14542A			
Deck	144200		6463BR
Ground Drive	130801		6758BR
DE11B36A; DE11B36B; DE11B36C; DE11B92A			
Deck	131264		6458BR
Ground Drive	126520X		6459BR
DE16H36RBA; DE16HT36RBA; DE145H36RBA; DE145H36RBC			
Deck	165555		6579BR
DE1136A; DE1136B; DE1136C			
Deck	131264		6458BR
Ground Drive	126520X		6459BR
DE1236RBA; DE1236RBB			
Deck	165555		6579BR
DE1242A			
Deck	144200		6463BR
Ground Drive	130801		6758BR
DE1336RBA; DE14536RBA			
Deck	165555		6579BR

Application	OEM No.	Standard Belts	Premium Belts
AMERICAN YARD PROD. - Continued			
DPR20H46STA; DPR20H46STB; DPR22H46STA; DPR22H46STB			
Primary	148763		6702BR
EHP1642A			
Deck	144959		6758BR
Ground Drive	130801		6758BR
EN11TB36A			
Deck	131264		6458BR
Ground Drive	126520X		6459BR
EN145RBA; EN145RBHA			
Deck	165555		6579BR
GM1442A			
Deck	140067		6551BR
Ground Drive	130801		6758BR
GM12538A			
Deck	131290		6459BR
GP1236A			
Deck	131264		6458BR
GPT13B36C			
Deck	131264		6458BR
Ground Drive	126520X		6459BR
GS12536A			
Deck	165555		6579BR
GS14536HA			
Deck	165555		6579BR
Drive	165632		6928BR
GT2500AR			
Deck	106085X		6672BR
Drive	123554X		6894
GT4418A; GT4418B; GT4418C; GT44185A			
Deck	131290		6459BR
HD2G4E8A			
Deck	144200		6463BR
Ground Drive	130801		6758BR
HD2G4E8B			
Deck Drive	144200		6463BR
Ground Drive	130801		6758BR
HD3K4E9A; HD3L4E9A; HD3L4E9B			
Deck	144200		6463BR
Ground Drive	130801		6758BR
HD3Q4E6A; HD3Q4E6B			
Deck Drive	144200		6463BR
HD3Q4E9A; HD3Q4E9B			
Deck	144200		6463BR
Ground Drive	130801		6758BR
HD19H42A			
Deck	144200		6463BR
HD145H42A			
Deck	144200		6463BR
Ground Drive	156971		6558BR
HD145H42B			
Ground Drive	156971		6558BR
HD145H42D			
Deck	144200		6463BR
Ground Drive	156971		6558BR
HD145H42E			
Deck	144200		6463BR
HD145H42F			
Deck	144200		6463BR
Ground Drive	156971		6558BR
HD145H42G; HD145H42H; HD145H42J			
Deck	144200		6463BR
HD185H46A; HD185H46B			
Primary	158818		6444BR
Secondary	144959		6758BR
HD1442A			
Deck	144200		6463BR
Ground Drive	130801		6758BR

Belts for Riding Mowers

Application	OEM No.	Standard Belts	Premium Belts	Application	OEM No.	Standard Belts	Premium Belts
AMERICAN YARD PROD. - Continued				AMERICAN YARD PROD. - Continued			
HD2044A				MBA15T107A - Continued			
Ground Drive	123796X		6432BR	Ground Drive	130801		6758BR
Primary	131264		6458BR	MBA1392A; MBA1392B			
Secondary	131290		6459BR	Deck	165555		6579BR
HD12538A; HD12538B; HD12538C; HD12538D;				MBA16107A			
HD12538E				Deck	144200		6463BR
Deck	144200		6463BR	Ground Drive	130801		6758BR
Ground Drive	130801		6758BR	MBA16107B			
HD12538F				Deck	144959		6758BR
Deck	144200		6463BR	Ground Drive	130801		6758BR
HD12538G; HD12538H; HD12538J; HD14542A;				MT13H36D			
HD14542B				Deck	131264		6458BR
Deck	144200		6463BR	MT1336D			
Ground Drive	130801		6758BR	Deck	131264		6458BR
HDC145H42A; HDC145H42B; HDC145H42C;				Ground Drive	126520X		6459BR
HDC145H42D				MT12536RBA			
Deck Drive	144200		6463BR	Deck	165555		6579BR
Ground Drive	156971		6558BR	MT15536RBA			
HDC185H46A; HDC185H46B				Deck	165555		6579BR
Primary	158818		6444BR	Drive	165632		6928BR
Secondary	144959		6758BR	PC1338A; PC1538A; PC1538B			
HDC12538A; HDC12538B; HDC12538C;				Deck	144200		6463BR
HDT1338A; HDT1542A				Ground Drive	130801		6758BR
Deck	144200		6463BR	PC1538C			
Ground Drive	130801		6758BR	Deck	144200		6463BR
HN2050A				Ground Drive	138255		6758BR
Ground Drive	137153		6798BR	PC1844A			
Primary	139573		6798BR	Deck	106085X		6672BR
Secondary	138255		6758BR	Drive	123554X		6894
L2400AR				PC12538A			
Deck	106085X		6672BR	Deck	106085X		6672BR
Drive	125907X		6713BR	Ground Drive	125907X		6713BR
LC20VH50A				PC14542A; PC14542B; PC14542C; PC14542D;			
Ground Drive	140218		6811BR	PD1842STA; PD2042STA			
Primary	139573		6798BR	Deck	144959		6758BR
Secondary	144959		6758BR	Ground Drive	130801		6758BR
LM145H42A				PDGT26H48A; PDGT26H48B			
Deck	144200		6463BR	Ground Drive	161597		6551BR
Ground Drive	130801		6758BR	PO1538A; PO1538B; PO1538C			
LT110CR				Deck	144200		6463BR
Deck	106085X		6672BR	Ground Drive	130801		6758BR
Drive	130969		6457BR	PO1742STA; PO1842STA; PO14542A;			
LT110DR; LT110FR; LT110GR; LT120AR;				PO14542B; PO14542C; PO14542D; PO14542E;			
LT120CR				PO14542F; PO16542A			
Deck	106085X		6672BR	Deck	144959		6758BR
Drive	125907X		6713BR	Ground Drive	130801		6758BR
LT4216A				POGT20H48STA			
Deck	140067		6551BR	Drive	161741		6572BR
Ground Drive	130801		6758BR	PP16H46; PP16H46A; PP16H46B			
LT4216B; LT4216C; LT4216D; LT4216E;				Ground Drive	156971		6558BR
LT4216F				PP18H46; PP18H46A; PP18H46B			
Deck	144200		6463BR	Ground Drive	161597		6551BR
Ground Drive	130801		6758BR	PP20H46			
LT4218A; LT4218B				Primary	148763		6702BR
Deck	140067		6551BR	PP22H50; PP22H50A; PP22H50B; PP24H50A;			
Ground Drive	130801		6758BR	PP24H50B			
LT4218C; LT4218D				Ground Drive	140218		6811BR
Deck	144200		6463BR	Primary	139573		6798BR
Ground Drive	130801		6758BR	Secondary	144959		6758BR
LTH120AR				PP145H42; PP145H42A; PP145H42B			
Deck	106085X		6672BR	Deck Drive	144200		6463BR
Drive	120418X		6880	Ground Drive	156971		6558BR
LTT120AR				PP165H42; PP165H42A			
Deck	106085X		6672BR	Deck Drive	144200		6463BR
Drive	125907X		6713BR	Ground Drive	161597		6551BR
M14542A; M14542B				PP1338; PP1338A; PP1338B; PP1338D			
Deck	144200		6463BR	Deck	144200		6463BR
Ground Drive	130801		6758BR	Ground Drive	130801		6758BR
MBA15T107A							
Deck	144959		6758BR				

Belts for Riding Mowers

Lawn & Garden Equipment

Application	OEM No.	Standard Belts	Premium Belts
AMERICAN YARD PROD. - Continued			
PP1846; PP1846A			
Ground Drive	137153		6798BR
PP11536; PP11536A			
Deck	131264	6458BR	
Ground Drive	126520X	6459BR	
PPR16H42STA; PPR17H42STA; PPR17H42STB			
Deck Drive	144200		6463BR
PPR20H46STA			
Primary	148763		6702BR
PPR1742STA; PPR1742STB			
Deck	144200	6463BR	
Ground Drive	130801	6758BR	
PPR2042STA; PPR2042STB			
Deck	144959	6758BR	
Ground Drive	130801	6758BR	
PPR14542A; PPR14542B			
Deck	144200	6463BR	
Ground Drive	130801	6758BR	
PPRGT20H50A			
Ground Drive	140218	6811BR	
Primary	139573	6798BR	
Secondary	144959	6758BR	
PR20H46STA			
Primary	148763		6702BR
PR1642STA; PR1742STA; PR1742STB;			
PR1742STC; PR1742STD; PR1742STE;			
PR1742STF; PR1842STA; PR1842STB;			
PR1842STC			
Deck	144959	6758BR	
Ground Drive	130801	6758BR	
PR1842STD; PR2042; PR2042STA;			
PR17542STA; PR17542STB; PR17542STC;			
PR18542STA; PR18542STB; PR18542STC			
Deck	144959	6758BR	
Ground Drive	130801	6758BR	
PRGT20H50A; PRGT20H50B			
Ground Drive	140218	6811BR	
Primary	139573	6798BR	
Secondary	144959	6758BR	
PRGT22H48A			
Ground Drive	161597		6551BR
PRGT22H50A			
Ground Drive	140218	6811BR	
Primary	139573	6798BR	
Secondary	144959	6758BR	
PRGT22H50B			
Ground Drive	161597		6551BR
PRGT22H50C			
Ground Drive	140218	6811BR	
Primary	139573	6798BR	
Secondary	144959	6758BR	
PRGT22H50D; PRGT25H48A			
Ground Drive	161597		6551BR
PRGT2046A; PRGT2046B			
Ground Drive	137153	6798BR	
Primary	148763	6702BR	
PRK17G42STA; PRK17G42STB			
Deck	144959	6758BR	
Ground Drive	130801	6758BR	
Q12538A; Q12538B			
Deck	144200	6463BR	
Ground Drive	130801	6758BR	
Q12538C			
Deck Drive	144200	6463BR	
Q14542A			
Deck	144959	6758BR	
Ground Drive	130801	6758BR	
QP20H46A; QP20H46B			
Primary	148763		6702BR

Application	OEM No.	Standard Belts	Premium Belts
AMERICAN YARD PROD. - Continued			
QPGT22H46A; QPGT22H46B			
Ground Drive	140218		6811BR
Primary	148763		6702BR
Secondary	144959		6758BR
QPGT25H50A			
Ground Drive	140218		6811BR
Primary	139573		6798BR
Secondary	144959		6758BR
R12R38A; R125R38A			
Deck Drive	144200		6463BR
Ground Drive	126520X		6459BR
R1238A			
Deck	144200		6463BR
Ground Drive	130801		6758BR
R1238B			
Deck Drive	144200		6463BR
R14542A			
Deck	144959		6758BR
Ground Drive	130801		6758BR
R14542B; R14542C			
Deck	144200		6463BR
Ground Drive	130801		6758BR
R14542D			
Deck Drive	144200		6463BR
RE10L36B; RE10M36A			
Deck	131264		6458BR
RE11B36A; RE11B36B; RE12C36B; RE12C36D;			
RE12C36E			
Deck	131264		6458BR
Ground Drive	126520X		6459BR
RE12HB36A			
Deck	131264		6458BR
RE12R38A			
Deck	131290		6459BR
RE12T38A			
Deck	144200		6463BR
Ground Drive	130801		6758BR
RE20H46A			
Drive	161741		6572BR
Primary	148763		6702BR
RE91R12B; RE91R12C; RE91R12D			
Deck	131264		6458BR
Ground Drive	126520X		6459BR
RE145H42F			
Deck Drive	144200		6463BR
RE1136A			
Deck	131264		6458BR
Ground Drive	126520X		6459BR
RE1238C			
Deck	131290		6459BR
RE1242A			
Deck	130969		6457BR
Ground Drive	138255		6758BR
RE1242B; RE1338A			
Deck	144200		6463BR
Ground Drive	130801		6758BR
RE1442A; RE1842A; RE1842B			
Deck	130969		6457BR
Ground Drive	138255		6758BR
RE12538B; RE12538D			
Deck	144200		6463BR
Ground Drive	130801		6758BR
RE12542A			
Deck	130969		6457BR
Ground Drive	138255		6758BR
RE14542D			
Deck	144200		6463BR
Ground Drive	130801		6758BR

Belts for Riding Mowers

Application	OEM No.	Standard Belts	Premium Belts	Application	OEM No.	Standard Belts	Premium Belts
AMERICAN YARD PROD. - Continued				AMERICAN YARD PROD. - Continued			
RE14542F				RL1138AR; RL1238C			
Deck	144959		6758BR	Deck	106085X		6672BR
Ground Drive	130801		6758BR	Ground Drive	125907X		6713BR
RED145H36A				RL1238D			
Deck	165555		6579BR	Deck	131290		6459BR
Drive	165632		6928BR	RL1242A; RL1442A			
RELT1236A				Deck	130969		6457BR
Deck	174978		6811BR	Ground Drive	138255		6758BR
Ground Drive	130801		6758BR	RL1444AR; RL1444B			
RELT1236D				Deck	106085X		6672BR
Ground Drive	130801		6758BR	Ground Drive	125907X		6713BR
RELTS1136A; RELTS3611A				RL1842A			
Deck	174978		6811BR	Deck	130969		6457BR
Ground Drive	130801		6758BR	Ground Drive	138255		6758BR
RELTS3611B				RL1844B			
Ground Drive	130801		6758BR	Deck	106085X		6672BR
REQ11CRDB				Drive	125908X		6893
Deck	180217		6579BR	RL12536TA; RL12536TB; RLT10L36A			
RER145H36A; RER145H36B; RER145H36C; RER145H36D				Deck	131264		6458BR
Deck	165555		6579BR	RLT12R38A; RLT125R38A; RLT125R38B			
Drive	165632		6928BR	Deck	131290		6459BR
RER1236A; RER12536A; RER12536C; RER12536E				RLTE1238AR			
Deck	165555		6579BR	Deck	106085X		6672BR
RGT1844D				Ground Drive	125907X		6713BR
Deck	106085X		6672BR	RPL2H4E3A			
Drive	123554X		6894	Deck	144200		6463BR
RK20H46A				Ground Drive	130801		6758BR
Primary	148763		6702BR	RPL2H4E6A			
RK185H46A				Deck Drive	144200		6463BR
Ground Drive	140294		6434BR	RPL2Q4E9A			
Primary	158818		6444BR	Deck	144200		6463BR
Secondary	144959		6758BR	Ground Drive	130801		6758BR
RK1742STA				RR1138B; RR1238B			
Deck	144959		6758BR	Deck	106085X		6672BR
Ground Drive	130801		6758BR	Ground Drive	125907X		6713BR
RKGT20H46A				RRT12L36A			
Drive	161741		6572BR	Deck	131264		6458BR
Primary	148763		6702BR	RY1842A			
RKGT22H46A				Deck	130969		6457BR
Ground Drive	140218		6811BR	Drive	131006		6898
Primary	148763		6702BR	RY12542A			
Secondary	144959		6758BR	Deck	130969		6457BR
RKGT25H50A				Ground Drive	138255		6758BR
Ground Drive	140218		6811BR	RZ12542A			
Primary	139573		6798BR	Deck	144959		6758BR
Secondary	144959		6758BR	Ground Drive	130801		6758BR
RL10L36A; RL10L36B; RL10L36C				RZGT18H46A			
Deck	131264		6458BR	Drive	161741		6572BR
RL12N38A; RL12N38B				RZLT125H36A			
Deck	131290		6459BR	Deck	174978		6811BR
RL12N38C				Drive	140294		6434BR
Deck	126520X		6459BR	RZLT1236A; RZLT1236B			
Ground Drive	138255		6758BR	Deck	174978		6811BR
RL12R38A				Ground Drive	130801		6758BR
Deck	131290		6459BR	SE1342A; SE1342B			
RL12T38B				Deck	144200		6463BR
Deck	106085X		6672BR	Ground Drive	130801		6758BR
Ground Drive	125907X		6713BR	SGT18H46A			
RL125R38A				Deck	131264		6458BR
Deck	131290		6459BR	SGT18H46B; SGT18H46C			
RL1036A				Drive	161741		6572BR
Deck	131264		6458BR	SN1138A			
RL1036AR; RL1036B				Deck	180214		6627BR
Deck	106085X		6672BR	Ground Drive	130801		6758BR
Ground Drive	125907X		6713BR	SN14542D			
RL1136A				Deck	144200		6463BR
Deck	131264		6458BR	Ground Drive	130801		6758BR

Belts for Riding Mowers

Application	OEM No.	Standard Belts	Premium Belts
AMERICAN YARD PROD. - Continued			
SO1538A			
Deck	144200		6463BR
Ground Drive	138255		6758BR
SO1542A; SO1742STA			
Deck	144959		6758BR
Ground Drive	130801		6758BR
SPGT25H48A			
Ground Drive	161597		6551BR
T10L36A			
Deck	131264		6458BR
T145H42A; T145H42B; T145H42C			
Deck Drive	144200		6463BR
T1136B			
Deck	131264		6458BR
T1138A			
Deck	126520X		6459BR
Ground Drive	138255		6758BR
T1238A			
Deck	144200		6463BR
Ground Drive	130801		6758BR
T1238B			
Deck	106085X		6672BR
Ground Drive	125907X		6713BR
T1238C; T1238D			
Deck	131290		6459BR
T1238E; T1238F			
Deck	144200		6463BR
Ground Drive	130801		6758BR
T1254B			
Deck	140067		6551BR
Ground Drive	130801		6758BR
T1444B			
Deck	106085X		6672BR
Ground Drive	125907X		6713BR
T1444C; T1444D			
Deck	106085X		6672BR
Drive	125908X		6893
T1444E			
Ground Drive	138255		6758BR
Primary	131264		6458BR
Secondary	131290		6459BR
T12542A			
Deck	130969		6457BR
Ground Drive	138255		6758BR
T12542B			
Deck	140067		6551BR
Ground Drive	130801		6758BR
T12542C; T12542D; T12542E; T12542F			
Deck	144200		6463BR
Ground Drive	130801		6758BR
TF1036AR; TF1238AR; TF1444AR			
Deck	106085X		6672BR
Drive	125907X		6713BR
TM12B36A			
Deck	131264		6458BR
Ground Drive	126520X		6459BR
TMH1450			
Deck	165555		6579BR
TMH1450H			
Deck	165555		6579BR
Drive	165632		6928BR
TS14H42A			
Deck	130969		6457BR
TS15H42A			
Deck Drive	144200		6463BR
TS20CH50A			
Ground Drive	140218		6811BR
Primary	139573		6798BR
Secondary	144959		6758BR

Application	OEM No.	Standard Belts	Premium Belts
AMERICAN YARD PROD. - Continued			
TS20H50A; TS20H50B			
Ground Drive	140218		6811BR
Primary	139573		6798BR
Secondary	138255		6758BR
TS20H50C			
Ground Drive	140218		6811BR
Primary	139573		6798BR
Secondary	144959		6758BR
TS20V51A			
Ground Drive	137153		6798BR
Primary	139573		6798BR
Secondary	138255		6758BR
TS20VH50A			
Ground Drive	140218		6811BR
Primary	139573		6798BR
Secondary	138255		6758BR
TS22H50A			
Ground Drive	140218		6811BR
Primary	139573		6798BR
Secondary	144959		6758BR
TS22H50B			
Ground Drive	140218		6811BR
TS1238A			
Deck	131290		6459BR
TS1844A			
Deck	106085X		6672BR
Drive	123796X		6432BR
TS1844B			
Ground Drive	138255		6758BR
Primary	131264		6458BR
Secondary	131290		6459BR
TS1846A			
Primary	148763		6702BR
TS2050B; TS2050C			
Ground Drive	137153		6798BR
TS2051C			
Ground Drive	137153		6798BR
Primary	139573		6798BR
Secondary	138255		6758BR
TS2051D			
Ground Drive	137153		6798BR
UM15H42D			
Deck Drive	144200		6463BR
VL155H36BAA			
Deck	165555		6579BR
Drive	165632		6928BR
VL1336BAA			
Deck	165555		6579BR
WA1338A			
Deck	144200		6463BR
Ground Drive	130801		6758BR
WA1742STA; WA15542A			
Deck	144959		6758BR
Ground Drive	130801		6758BR
WAGT20H48STA			
Drive	161741		6572BR
WE10L36A			
Deck	131264		6458BR
WE12N38A			
Deck	126520X		6459BR
Ground Drive	138255		6758BR
WE12N38C; WE12N38D; WE12N38E			
Deck	144200		6463BR
Ground Drive	130801		6758BR
WE12R38A			
Deck	131290		6459BR
WE13T38A			
Deck	144200		6463BR
Ground Drive	130801		6758BR

Belts for Riding Mowers

Application	OEM No.	Standard Belts	Premium Belts	Application	OEM No.	Standard Belts	Premium Belts
AMERICAN YARD PROD. - Continued				AMERICAN YARD PROD. - Continued			
WE13T38B				WE2050A - Continued			
Deck Drive	144200		6463BR	Primary	139573		6798BR
WE13T38C; WE13T38D; WE15T42A				Secondary	138255		6758BR
Deck	144200		6463BR	WE12536A			
Ground Drive	130801		6758BR	Deck	124293X		6880
WE17TH42A; WE18H42A				Ground Drive	126520X		6459BR
Deck Drive	144200		6463BR	WE12538B; WE12538C; WE12538D; WE12538E;			
WE18N44A				WE12538F; WE12538G; WE12538H; WE12538J;			
Deck	131290		6459BR	WE12538K; WE12538L			
WE125N38A				Deck	144200		6463BR
Deck	126520X		6459BR	Ground Drive	130801		6758BR
Ground Drive	138255		6758BR	WE12538M			
WE125R38A				Deck	144200		6463BR
Deck	131290		6459BR	Ground Drive	138255		6758BR
WE145H42A; WE145H42B				WE12542A; WE12542B			
Deck Drive	144200		6463BR	Deck	144200		6463BR
Ground Drive	156971		6558BR	Ground Drive	130801		6758BR
WE145H42C; WE145H42D; WE145H42E;				WE12542C			
WE165H42A; WE165H42B				Deck Drive	144200		6463BR
Deck Drive	144200		6463BR	WE12542D; WE12542E			
WE165T42A				Deck	144200		6463BR
Deck	144959		6758BR	Ground Drive	130801		6758BR
Ground Drive	130801		6758BR	WE12542F			
WE185H42A; WE185H42D; WE185H42E;				Deck	144959		6758BR
WE185H42F				Ground Drive	130801		6758BR
Deck Drive	144200		6463BR	WE14542A; WE14542C			
WE185H46A				Deck	144200		6463BR
Ground Drive	161588		6798BR	Ground Drive	130801		6758BR
Primary	158818		6444BR	WE14542D			
Secondary	144959		6758BR	Deck	144959		6758BR
WE185H46B				Ground Drive	130801		6758BR
Ground Drive	140294		6434BR	WE14542E; WE14542F; WE14542G			
Primary	158818		6444BR	Deck	144200		6463BR
Secondary	144959		6758BR	Ground Drive	130801		6758BR
WE1136A				WE14542GH			
Deck	131264		6458BR	Deck Drive	144200		6463BR
Ground Drive	124525X		6889	WE14542J			
WE1236A				Deck	144200		6463BR
Deck	131264		6458BR	Ground Drive	130801		6758BR
Traction	124525X		6889	WE14542K; WE14542L			
WE1236B				Deck	144959		6758BR
Deck	131264		6458BR	Ground Drive	130801		6758BR
WE1338A				WE16542A			
Deck	144200		6463BR	Deck Drive	144200		6463BR
Ground Drive	138255		6758BR	WE16542B			
WE1442A				Deck	144200		6463BR
Deck	130969		6457BR	Ground Drive	130801		6758BR
Ground Drive	138255		6758BR	WE16542C; WE16542D; WE16542E			
WE1538A; WE1538B				Deck	144959		6758BR
Deck	144200		6463BR	Ground Drive	130801		6758BR
Ground Drive	130801		6758BR	WE18542A			
WE1538C				Deck	144200		6463BR
Deck	144200		6463BR	Ground Drive	130801		6758BR
Ground Drive	138255		6758BR	WE18542B			
WE1642A				Deck	144959		6758BR
Deck	144200		6463BR	Ground Drive	130801		6758BR
Ground Drive	130801		6758BR	WE18542C			
WE1642B				Deck Drive	144200		6463BR
Deck	144959		6758BR	WE18542D; WE18542E			
Ground Drive	130801		6758BR	Deck	144200		6463BR
WE1644A				Ground Drive	130801		6758BR
Ground Drive	123796X		6432BR	WE18542F			
Primary	131264		6458BR	Deck	144959		6758BR
Secondary	131290		6459BR	Ground Drive	130801		6758BR
WE1842A				WE18546A			
Deck	130969		6457BR	Ground Drive	138255		6758BR
Ground Drive	138255		6758BR	Primary	158818		6444BR
WE2050A				Secondary	144959		6758BR
Ground Drive	137153		6798BR				

Lawn & Garden Equipment

Belts for Riding Mowers

Application	OEM No.	Standard Belts	Premium Belts
AMERICAN YARD PROD. - Continued			
WEA13H38A			
Deck Drive	144200		6463BR
WEA1136A			
Deck	131264	6458BR	
Ground Drive	126520X	6459BR	
WEG14PL42A			
Deck	140067	6551BR	
Ground Drive	130801	6758BR	
WEG125R38A			
Deck	126520X	6459BR	
Drive	124525X	6889	
WEG1238A			
Deck	126520X	6459BR	
Ground Drive	138255	6758BR	
WEG1842A			
Deck	140067	6551BR	
Ground Drive	138255	6758BR	
WELT1236A			
Deck	174978	6811BR	
Ground Drive	138255	6758BR	
WEM125R38A			
Deck	126520X	6459BR	
Drive	124525X	6889	
WER14542A			
Deck	144200	6463BR	
Ground Drive	130801	6758BR	
WET12R38A			
Deck	131290	6459BR	
WET13T38A			
Deck	144200	6463BR	
Ground Drive	130801	6758BR	
WET1338A			
Deck	144200	6463BR	
Ground Drive	138255	6758BR	
WET1642A; WET1642B			
Deck	144200	6463BR	
Ground Drive	130801	6758BR	
WET1742A			
Deck	144959	6758BR	
Ground Drive	130801	6758BR	
WET1742B			
Deck	144200	6463BR	
Ground Drive	130801	6758BR	
WET1742STA; WET2242STA; WET2242STB			
Deck	144959	6758BR	
Ground Drive	130801	6758BR	
WET12538A; WET14542A			
Deck	144200	6463BR	
Ground Drive	130801	6758BR	
WEX12B36A			
Deck	131264	6458BR	
Ground Drive	126520X	6459BR	
WEX12H36B; WEX12H36C; WEX12H36D			
Deck	131264	6458BR	
WEX12TCRDA; WEX12TCRDB; WEX13TCRDA			
Deck	165555	6579BR	
WEX16THCRDA			
Deck	165555	6579BR	
Drive	165632	6928BR	
WEX125CRDA			
Deck	165555	6579BR	
WEX155HCRDA; WEX155HCRDB			
Deck	165555	6579BR	
Drive	165632	6928BR	
WEX1236B; WEX1236D			
Deck	131264	6458BR	
Ground Drive	126520X	6459BR	
WEX1242B			
Deck	144200	6463BR	

Application	OEM No.	Standard Belts	Premium Belts
AMERICAN YARD PROD. - Continued			
WEX1242B - Continued			
Ground Drive	130801		6758BR
WEX1242C			
Deck	144959		6758BR
Ground Drive	130801		6758BR
WEX1292A			
Deck	131264		6458BR
Ground Drive	126520X		6459BR
WEY1842A			
Deck	130969		6457BR
Drive	131006		6898
WEY12542A			
Deck	130969		6457BR
Ground Drive	138255		6758BR
WG15H42A			
Deck Drive	144200		6463BR
WG1036A; WG1136B; WG1136C; WG1236B; WG1236C			
Deck	131264		6458BR
WG11536B			
Deck	131264		6458BR
Ground Drive	126520X		6459BR
WP12R38A; WP12R38B			
Deck	131290		6459BR
WP12R38C			
Deck	126520X		6459BR
Ground Drive	124525X		6889
WP14H38A			
Deck	131290		6459BR
WP18H44A			
Deck	106085X		6672BR
Drive	123461X		6881
WP18IC44A			
Ground Drive	123796X		6432BR
Primary	131264		6458BR
Secondary	131290		6459BR
WP145H42A			
Deck Drive	144200		6463BR
WP145H42B; WP145H42C			
Deck Drive	144200		6463BR
Ground Drive	156971		6558BR
WP145H42E; WP145H42F; WP145H42G			
Deck Drive	144200		6463BR
WP1036A			
Deck	131264		6458BR
WP1238A			
Deck	126520X		6459BR
Ground Drive	138255		6758BR
WP1238B; WP1238C; WP1238D; WP1238E; WP1238F			
Deck	144200		6463BR
Ground Drive	130801		6758BR
WP1254C; WP1442A			
Deck	140067		6551BR
Ground Drive	130801		6758BR
WP1842A; WP1842B			
Deck	130969		6457BR
Drive	131006		6898
WP12542A			
Deck	130969		6457BR
Ground Drive	138255		6758BR
WP12542C			
Deck	140067		6551BR
Ground Drive	138255		6758BR
WP14542A; WP14542B			
Deck	144200		6463BR
Ground Drive	130801		6758BR
WP14542C			
Deck	144959		6758BR

Belts for Riding Mowers

Application	OEM No.	Standard Belts	Premium Belts	Application	OEM No.	Standard Belts	Premium Belts
AMERICAN YARD PROD. - Continued				AMERICAN YARD PROD. - Continued			
WP14542C - Continued				Y12R38C; Y12R38D			
Ground Drive	130801		6758BR	Deck	126520X		6459BR
WP14542E				Traction	124525X		6889
Deck Drive	144200		6463BR	Y14B42A			
WP14542F				Deck	140067		6551BR
Deck	144200		6463BR	Ground Drive	130801		6758BR
Ground Drive	130801		6758BR	Y14H42A			
WS12538A				Deck	130969		6457BR
Deck	106085X		6672BR	Y14V42A			
Ground Drive	125907X		6713BR	Deck	130969		6457BR
WX1238A; WX1842A; WX12542A				Ground Drive	138255		6758BR
Deck	144200		6463BR	Y15D42A			
Ground Drive	130801		6758BR	Deck	144200		6463BR
WZ12B36B; WZ125H36A				Ground Drive	130801		6758BR
Deck	131264		6458BR	Y18H44A; Y18H44B; Y18H44C			
Ground Drive	126520X		6459BR	Deck	106085X		6672BR
WZ125H36B				Drive	123461X		6881
Deck	131264		6458BR	Y18H44D; Y18H44E			
WZ145H42B; WZ145H42C				Ground Drive	140294		6434BR
Deck Drive	144200		6463BR	Primary	131264		6458BR
WZ185H46B				Secondary	131290		6459BR
Ground Drive	140294		6434BR	Y19H42A			
Primary	158818		6444BR	Deck Drive	144200		6463BR
Secondary	144959		6758BR	Y19H44A			
WZ1236B				Ground Drive	140218		6811BR
Deck	131264		6458BR	Primary	131264		6458BR
Ground Drive	126520X		6459BR	Secondary	131290		6459BR
WZ15536RDHA				Y20C50A			
Deck	165555		6579BR	Ground Drive	137153		6798BR
Drive	165632		6928BR	Y20H50A			
X12D38A				Ground Drive	140218		6811BR
Deck	106085X		6672BR	Primary	139573		6798BR
Ground Drive	125907X		6713BR	Secondary	138255		6758BR
X12D38B				Y20H50B			
Deck	131290		6459BR	Ground Drive	140218		6811BR
X14V38A				Primary	139573		6798BR
Deck	106085X		6672BR	Secondary	144959		6758BR
Ground Drive	125907X		6713BR	Y20V50A			
X14V38B				Ground Drive	137153		6798BR
Deck	131290		6459BR	Primary	139573		6798BR
X18V44B; X18V44C				Secondary	138255		6758BR
Deck	106085X		6672BR	Y20V50B			
Ground Drive	123796X		6432BR	Ground Drive	137153		6798BR
X125R38A				Y20VH50A			
Deck	131290		6459BR	Ground Drive	140218		6811BR
X1036A				Primary	139573		6798BR
Deck	124293X		6880	Secondary	138255		6758BR
Ground Drive	124525X		6889	Y125H38A			
X1236A				Deck	131290		6459BR
Deck	124293X		6880	Y125H42A			
Traction; W/88 3/4" Belt O.C.	126520X		6459BR	Deck Drive	144200		6463BR
Traction; W/89" Belt O.C.	124525X		6889	Y145H92RBA; Y145H92RBB; Y155H92RBA			
X1442A; X12542A				Deck	165555		6579BR
Deck	130969		6457BR	Drive	165632		6928BR
Drive	131006		6898	Y1238E			
XB12R38A; XB125R38MA				Deck	106085X		6672BR
Deck	131290		6459BR	Drive	125907X		6713BR
XC1120B				Y1242C			
Deck	106085X		6672BR	Deck	144200		6463BR
Drive	125907X		6713BR	Ground Drive	130801		6758BR
Y10L36A; Y10L36B				Y1242D			
Deck	131264		6458BR	Deck	144959		6758BR
Y12R38A				Ground Drive	130801		6758BR
Deck	131290		6459BR	Y1292RBA; Y1292RBB			
Y12R38B				Deck	165555		6579BR
Deck	131290		6459BR	Y1438B			
Ground Drive	124525X		6889	Deck	106085X		6672BR
				Drive	125907X		6713BR

Lawn & Garden Equipment

Belts for Riding Mowers

Application	OEM No.	Standard Belts	Premium Belts
AMERICAN YARD PROD. - Continued			
Y1442A; Y1442B; Y1642A			
Deck	130969		6457BR
Ground Drive	138255		6758BR
Y1642B			
Deck	130969		6457BR
Drive	131006		6898
Y1844A; Y1844B; Y1844C			
Deck	106085X		6672BR
Drive	123796X		6432BR
Y1844D; Y1844E; Y1844F			
Ground Drive	123796X		6432BR
Primary	131264		6458BR
Secondary	131290		6459BR
Y1846A			
Ground Drive	130801		6758BR
Primary	148763		6702BR
Secondary	144959		6758BR
Y1950A			
Ground Drive	137153		6798BR
Y2050D; Y2050E			
Ground Drive	137153		6798BR
Primary	139573		6798BR
Secondary	138255		6758BR
Y12538B			
Deck	131290		6459BR
Ground Drive	130801		6758BR
Y12542A			
Deck	130969		6457BR
Ground Drive	138255		6758BR
Y12542D; Y12542E; Y12542G			
Deck	144200		6463BR
Ground Drive	130801		6758BR
Y12592RBA			
Deck	165555		6579BR
Y14542A; Y14542B; Y18542A			
Deck	144200		6463BR
Ground Drive	130801		6758BR
YC125H42A			
Deck	130969		6457BR
YC125H42C			
Deck Drive	144200		6463BR
YC1238A; YC12538A			
Deck	106085X		6672BR
Drive	125907X		6713BR
YC12542A			
Deck	144200		6463BR
Ground Drive	130801		6758BR
YE10L36B			
Deck	131264		6458BR
YE12R38A			
Deck	131290		6459BR
YE16H44C			
Deck	106085X		6672BR
Drive	123461X		6881
YE1236D			
Deck	131264		6458BR
YE1442A; YE12542B			
Deck	130969		6457BR
Ground Drive	138255		6758BR
YF1238A			
Deck	131290		6459BR
YGT18H46A			
Ground Drive	140218		6811BR
Primary	148763		6702BR
Secondary	144959		6758BR
YGT18H46B; YGT18H46C			
Ground Drive	140218		6811BR
Primary	139573		6798BR
Secondary	144959		6758BR

Application	OEM No.	Standard Belts	Premium Belts
AMERICAN YARD PROD. - Continued			
YGT20H46A			
Drive	161741		6572BR
Primary	148763		6702BR
YGT22H50A; YGT22H50B; YGT22H50C;			
YGT22H50D			
Ground Drive	140218		6811BR
Primary	139573		6798BR
Secondary	144959		6758BR
YGT1846A			
Ground Drive	137153		6798BR
Primary	148763		6702BR
YGT1846B			
Ground Drive	137153		6798BR
YGT2046D; YGTB18546A			
Primary	148763		6702BR
YP15H42A			
Deck	144959		6758BR
Ground Drive	156971		6558BR
YP15H42B			
Deck Drive	144200		6463BR
Ground Drive	156971		6558BR
YP15H42D; YP17H42A			
Deck Drive	144200		6463BR
YP1342A			
Deck	144959		6758BR
Ground Drive	130801		6758BR
YP1342B; YP1342C			
Deck	144200		6463BR
Ground Drive	130801		6758BR
YP1342D			
Deck Drive	144200		6463BR
YP1342E			
Deck	144200		6463BR
Ground Drive	130801		6758BR
YP1542A			
Deck	144959		6758BR
Ground Drive	130801		6758BR
YP1542B; YP1542C			
Deck	144200		6463BR
Ground Drive	130801		6758BR
YP1946A			
Ground Drive	130801		6758BR
Primary	139573		6798BR
Secondary	144959		6758BR
YP1946C			
Ground Drive	130801		6758BR
Primary	148763		6702BR
Secondary	144959		6758BR
YPB17H42A; YPB17H42B			
Deck Drive	144200		6463BR
YPB1742A			
Deck	144200		6463BR
Ground Drive	130801		6758BR
YPGK180CR			
Deck	106085X		6672BR
Ground Drive	123796X		6432BR
YPLR120BR			
Deck	106085X		6672BR
Drive	124293X		6880
YPQ20H46A			
Primary	148763		6702BR
YPQ185H46A			
Ground Drive	140294		6434BR
Primary	158818		6444BR
Secondary	144959		6758BR
YPQGT20H46A			
Drive	161741		6572BR
Primary	148763		6702BR
Secondary	144959		6758BR

Belts for Riding Mowers

Application	OEM No.	Standard Belts	Premium Belts	Application	OEM No.	Standard Belts	Premium Belts
AMERICAN YARD PROD. - Continued				ARIENS - Continued			
YPQGT22H46A				915022			
Ground Drive	140218		6811BR	Eng. To J.S.	07235700		6947
Primary	148763		6702BR	Trans.	07213600		6851
Secondary	144959		6758BR				
YPQGT25H50A				915023			
Ground Drive	140218		6811BR	Cross Deck	07234400		68107
Primary	139573		6798BR	Eng. To Deck	07234500		6685BR
Secondary	144959		6758BR	Eng. To J.S.	07235700		6947
				Trans.	07213600		6851
YT140AR; YT140BR; YT140BT; YT140CR				915306			
Deck	106085X		6672BR	Cross Deck	07234400		68107
Drive	125908X		6893	Eng. To Deck	07234500		6685BR
				Eng. To J.S.	07235700		6947
YT140DR				Trans.	07212300		6852
Deck	106085X		6672BR				
Drive	125907X		6713BR	915307			
				Eng. To J.S.	07235700		6947
YTH120AR; YTH160AR; YTH160AT; YTH160BR;				Trans.	07212300		6852
YTH160BT; YTH160CR; YTH160CT; YTH160DR				915308			
Deck	106085X		6672BR	Eng. To J.S.	07235700		6947
Drive	120418X		6880	Trans.	07213600		6851
ARIENS				925002; 925003; 925004; 925005			
3ML6; 3ML6D; 3ML6DE; 3ML7D; 3ML7DE				Blade	72042		6733
Drive	34X69		6941	Drive	72052		6969
1440; 1440G				925006; 925007; 925008			
Blade	072115		6867	Blade	072029		6949
3966; 3967; 3968				Deck	072052		6969
Blade; W/44" Belt O.C.	072050		6944	Trans.	072038		6853
Blade; W/47" Belt O.C.	072049		6947				
Drive	072026		6941	925009; 925011; 925012; 925013; 925014;			
				925015; 925017; 925018; 925020			
13948				Deck	072052		6969
P.T.O.	72050	3440	6944	Drive	072065		6836
Primary	72055	1390	6739	927001			
13989				Blade	072113		6865
Blade	72055	1390	6739	Drive	072112		6735
P.T.O.	72050	3440	6944	927002; 927003			
13990				Blade	072115		6867
Blade; Ser. No. 004001 & After	72040	1390	6739	Drive	072112		6735
P.T.O.	72050	3440	6944	927004			
Trans.	72057	3660	6966	Blade	072113		6865
903001; 903002; 903003				Drive	072112		6735
Blade; W/44" Belt O.C.	72050		6944	927005; 927006; 927007; 927008; 927009			
Blade; W/47" Belt O.C.	72049		6947	Blade	072124		6865
Drive	72026		6941	Drive	072112		6735
912002; 912003; 912004; 912005; 912006;				927010; 927011			
912007; 912008; 912009				Blade	072113		6865
Blade	072029		6949	Drive	072112		6735
Drive	072048		7280	927012; 927013			
912010; 912011; 912012				Blade	072124		6865
Blade	72029		6949	Drive	072112		6735
913002; 913003				927014			
Cross Drive	72038		6853	Blade	072113		6865
P.T.O.	72059		6943	Drive	072112		6735
Transaxle	72040		6739	927015; 927016			
914011; 914012				Blade	072124		6865
Traction; W/Comm. 18, 20 H.P. Eng.	072138		6733	Drive	072112		6735
915013				927017			
Eng. To J.S.	07235700		6947	Blade	072113		6865
Trans.	07213600		6851	Drive	072112		6735
915014				927018			
Cross Deck	07234400		68107	Blade	072115		6867
Eng. To Deck	07234500		6685BR	Drive	072112		6735
Eng. To J.S.	07235700		6947	927020; 927021			
Trans.	07212300		6852	Blade	072113		6865
915017; 915018				Drive	072112		6735
Eng. To J.S.	07235700		6947	927023			
Trans.	07212300		6852	Blade; 1983-1982	072124		6865
915020; 915021				Blade; 1986-1984	072155		6865
Eng. To Deck	07234300		6809BR	Drive	072112		6735
Eng. To J.S.	07235700		6947	927024; 927025			
Trans.	07213600		6851	Blade	072113		6865
				Drive	072112		6735

Lawn & Garden Equipment

Belts for Riding Mowers

Application	OEM No.	Standard Belts	Premium Belts
ARIENS - Continued			
927026			
Eng. To Deck	72113		6865
927027			
Blade	072113	6865	
Drive	072112	6735	
927028			
Blade; 1983-1982	072124	6865	
Blade; 1986-1984	072155	6865	
Drive	072112	6735	
927029			
Blade	072113	6865	
Drive	072112	6735	
927030			
Blade; 1983-1982	072124	6865	
Blade; 1986-1984	072155	6865	
Drive	072112	6735	
927032			
Eng. To Deck	72113		6865
927033			
Deck	72162	6864	
Drive	72112	6735	
927034			
Deck	72163	6864	
Drive	72112	6735	
929000			
Belt; W/58" Belt O.C.	072101		6858
Belt; W/75" Belt O.C.	072102	2750	
Belt; W/90" Belt O.C.	072103		6889
929001; 929002			
Drive	072100		6375
P.T.O.	072101		6858
Transaxle	072103		6889
931011; 931012; 931013; 931014			
Drive	072090		6933
Hyd. Lift	072088		6722
P.T.O.	072111		6834
931015; 931016; 931017; 931018; 931019			
P.T.O.	072111		6834
931020; 931021			
Drive	072090		6933
Hyd. Lift	072088		6722
P.T.O.	072111		6834
931022; 931023; 931025; 931026; 931029			
P.T.O.	072111		6834
933014			
Blade	72038		6853
Drive	72118		6847
934001			
Blade; W/50" Belt O.C.	072096	2500	6850
Blade; W/51" Belt O.C.	072136	2510	6851
Main Drive	072135		6968
P.T.O.	72147	2530	6853
Trans.	072134		6933
934002; 934003			
Main Drive	072135		6968
P.T.O.	72147		6853
Trans.	072134		6933
934004			
Blade; W/50" Belt O.C.	072096	2500	6850
Blade; W/51" Belt O.C.	072136	2510	6851
Main Drive	072135		6968
P.T.O.	72147	2530	6853
Trans.	072134		6933
934005; 934006			
Deck	072096	2500	6850
J.S.	072135		6968
934015			
Belt	72139		6896
935000			
Blade	72118		6847

Application	OEM No.	Standard Belts	Premium Belts
ARIENS - Continued			
935000 - Continued			
Deck	72038		6853
Variator	72117		6830
935001; 935001 (YT1138)			
Blade	072038		6853
Deck	072118		6847
Main Drive	072116		6871
Traction	072117		6830
935002 (YT1032)			
Blade	072123		6852
Main Drive	072116		6871
Traction	072117		6830
935002 (YT1038); 935003 (YT1038); 935003 (YT1138)			
Blade	072038		6853
Deck	072118		6847
Main Drive	072116		6871
Traction	072117		6830
935004			
Blade; W/38" Deck	072038		6853
Deck; W/32" Deck	072123		6852
Deck; W/38" Deck	072118		6847
Main Drive	072116		6871
Traction	072117		6830
935004 (YT832)			
Blade	072123		6852
Main Drive	072116		6871
Traction	072117		6830
935005			
Blade; W/32" Deck	072123		6852
Blade; W/38" Deck	072038		6853
Deck; W/38" Deck	072118		6847
Main Drive; W/64" Belt O.C.	72161		6873
Main Drive; W/71" Belt O.C.	072116		6871
Traction	072117		6830
935008			
Deck	072123		6852
Main Drive	072116		6871
Traction	072137		6831
935009			
Blade; W/38" Deck	072038		6853
Deck; W/32" Deck	072123		6852
Deck; W/38" Deck	072118		6847
Main Drive	072116		6871
Traction	072117		6830
935009 (YT1132)			
Deck	072123		6852
Main Drive	072116		6871
Traction	072117		6830
935011			
Blade; W/38" Deck	072038		6853
Deck; W/32" Deck	072123		6852
Deck; W/38" Deck	072118		6847
Main Drive	072116		6871
Traction	072117		6830
935013; 935014			
Blade; W/38" Deck	072038		6853
Deck; W/32" Deck	072123		6852
Deck; W/38" Deck	072118		6847
Main Drive	72161		6873
Traction	072117		6830
Transaxle	072116		6871
935015			
Blade; W/38" Deck	072038		6853
Deck; W/32" Deck	072123		6852
Deck; W/38" Deck	072118		6847
Hydro.	72159		6724
Wheel Drive	072117		6830
935019			
Blade; W/38" Deck	072038		6853
Deck; W/32" Deck	072123		6852
Deck; W/38" Deck	072118		6847
Hydro.	72159		6724

Belts for Riding Mowers

Application	OEM No.	Standard Belts	Premium Belts	Application	OEM No.	Standard Belts	Premium Belts
ARIENS - Continued				ARIENS - Continued			
935019 - Continued				Pro Zoom 66 - Continued			
Main Drive	72161		6873	Blade Drive	00181711		6946BR
Wheel Drive	072117		6830	Pro Zoom 1952S			
935019 Hydro				Deck Drive	07200120		6492BR
Deck	072123		6852	RM626; RM728; RM830; RM830E; RM832			
Hydro	72159		6724	Drive	72112		6735
Main Drive	072161		6873	P.T.O.	72155		6865
Wheel Drive	72117		6830	RM1030			
935020				Eng. To Deck	72113		6865
Blade; W/38" Deck	072038		6853	RM1032; RM1232; RM1332			
Deck; W/32" Deck	072123		6852	Drive	72112		6735
Deck; W/38" Deck	072118		6847	P.T.O.	72155		6865
Main Drive	72161		6873	Yardster 400 Series			
Hydro	72159		6724	Mower	34X22	2380	6838
Traction	072117		6830	Tiller Attachment; W/29" Belt O.C.	31X24	2290	6829
935020 Hydro				Tiller Attachment; W/35" Belt O.C.	34X20	2350	6835
Blade	072038		6853	Traction	34X17	2280	6828
Deck	072118		6847	Zoom 34			
Hydro	72159		6724	Hydro	07200010		6498BR
Main Drive	072161		6873	Deck Drive	07200116		6944BR
Wheel Drive	72117		6830	Zoom 42; Zoom 50			
FM Mowers				Hydro	07200010		6498BR
Deck; W/48" Belt O.C.	34X8700		6948	Zoom 1540			
Deck; W/49" Belt O.C.			6949	Eng. To Deck	07221000		6581BR
Drive	34X10500		6728	Deck Drive	07200001		6662BR
Garden Tractor 54				Zoom 1634			
Drive	21546076		6713BR	Eng. To Deck	07237900		6792BR
Deck Drive	21546382		6757BR	Deck Drive	07200116		6944BR
HT1648				Zoom 1640; Zoom 1740			
J.S.	07213	3680	6968	Hydro Drive	07241400		6943BR
J.S. To Deck	07209	2500	6850	Deck Drive	07241800		6945BR
Lawn Tractor 42; Lawn Tractor 46; Lawn Tractor 48				Zoom 1840			
Drive	21546080		6767BR	Eng. To Deck	07237900		6792BR
Lawn Tractor 54				Deck Drive	07241800		6945BR
Drive	21546080		6767BR	Zoom 1844			
Deck Drive	21546382		6757BR	Eng. To Deck	07221000		6581BR
Max Zoom 48				Zoom 1844XL			
Hydro	07211500		6448BR	Eng. To Deck	07200010		6498BR
Blade Drive	07200035		6654BR	Deck Drive	07241600		6716BR
Max Zoom 52				Zoom 1944			
Hydro	07211500		6448BR	Eng. To Deck	07221000		6581BR
Eng. To Deck	07200026		6788BR	Zoom 2040			
Blade Drive	07200036		6790BR	Eng. To Deck	07237900		6792BR
Max Zoom 60				Deck Drive	07241800		6945BR
Hydro	07211500		6448BR	Zoom 2042XL			
Eng. To Deck	07200028		6789BR	Eng. To Deck	07242200		6793BR
Blade Drive	07200038		6791BR	Deck Drive	07219600		6486BR
Max Zoom 2552				Zoom 2048; Zoom 2148			
Hydro Drive	07211500		6448BR	Hydro Drive	07241400		6943BR
Eng. To Deck	07200026		6788BR	Deck Drive	07241500		6727BR
Deck Drive	07200036		6790BR	Zoom 2148XL			
Max Zoom 2560				Eng. To Deck	07200010		6498BR
Hydro Drive	07211500		6448BR	Deck Drive	07241600		6716BR
Eng. To Deck	07200028		6789BR	Zoom 2252			
Deck Drive	07200038		6791BR	Hydro Drive	07241400		6943BR
MZ Zoom 1534				Deck Drive	07241600		6716BR
Eng. To Deck	07229000		6896BR	Zoom 2350			
MZ Zoom 1540				Eng. To Deck	07237900		6792BR
Eng. To Deck	07229000		6896BR	Zoom 2352			
Deck Drive	07200002		6928BR	Eng. To Deck	07221000		6581BR
Pro Zoom 54				Deck Drive	07241600		6716BR
Hydro Drive	00181727		6943BR	Zoom 2548XL			
Eng. To Deck	00181715		6665BR	Eng. To Deck	07242200		6793BR
Pro Zoom 60				Deck Drive	07200436		6842BR
Hydro Drive	00181727		6943BR	Zoom XL 42			
Eng. To Deck	00181715		6665BR	Hydro	07242200		6793BR
Blade Drive	00112616		6589BR	Deck Drive	07219600		6486BR
Pro Zoom 66				Zoom XL 48			
Hydro Drive	00181727		6943BR	Hydro	07242200		6793BR
Eng. To Deck	00181715		6665BR				

Lawn & Garden Equipment

Belts for Riding Mowers

Application	OEM No.	Standard Belts	Premium Belts
ARIENS - Continued			
Zoom XL 48 - Continued			
Deck Drive	07200436		6842BR
Zoom XL 54			
Hydro.	07242200		6793BR
Deck Drive	07200023		6708BR
ATLAS			
ER2600; ER2650			
Drive	10722		6851
ER2680			
Blade	10731	2330	6833
Trans.	10732	3580	6958
ER3000			
Drive	10713		6370
ER3280			
Blade	10729		6843
Eng. To Blade	10730		6861
Trans.	10727		6835
ER7130			
Blade	10720		6974
Drive	10713		6370
NR2651			
Blade	10728		6853
Trans.	10727		6835
NR2680			
Blade	10731	2330	6833
Trans.	10732	3580	6958
NR3280			
Blade	10729		6843
Eng. To Blade	10730		6861
Trans.	10727		6835
R25; R25A			
Blade	10714	2188	
Drive	10713		6370
R2600; R2650			
Drive	10722		6851
R2651			
Blade	10728		6853
Trans.	10727		6835
R2652			
Drive	10722		6851
R2680			
Blade	10731	2330	6833
Trans.	10732	3580	6958
R3000			
Blade	10726		6974
Drive	10713		6370
R3280			
Blade	10729		6843
Eng. To Blade	10730		6861
Trans.	10727		6835
R4124; R5124			
Drive	10713		6370
R5240; R5245			
Drive	10722		6851
R7130; R7130A			
Blade	10720		6974
Drive	10713		6370
TC30ER; TC30R			
Blade	10726		6974
Trans.	10713		6370
AUTOMOTIVE ASSOCIATES			
130-340; 130-362			
Blade	7540107		6830
Trans.	7540936		6847
130-391; 130-393			
Blade	7540107		6830
Trans.	7540111	2450	6845

Application	OEM No.	Standard Belts	Premium Belts
AUTOMOTIVE ASSOCIATES - Continued			
130-410			
Blade	7540138	3500	6950
Trans.	7540101		6517BR
130-420; 130-430			
Blade	7540127		6966
Drive; W/25" Belt O.C.	7540135		6925
Drive; W/31" Belt O.C.	7540136		6931
130-460; 130-470			
Blade	7540118		6963
Trans.	7540937	3590	6959
130-480; 130-490			
Blade	7540145		6488BR
Drive; W/31" Belt O.C.	7540136		6931
Drive; W/52" Belt O.C.	7540147	3520	6952
131-362			
Blade	7540107		6830
Trans.	7540936		6847
131-390; 131-391			
Blade	7540107		6830
Trans.	7540111	2450	6845
131-410; 131-412			
Blade	7540138	3500	6950
Trans.	7540101		6517BR
131-425; 131-435			
Blade	7540127		6966
Drive; W/25" Belt O.C.	7540135		6925
Drive; W/31" Belt O.C.	7540136		6931
131-460; 131-470			
Blade	7540118		6963
Trans.	7540937	3590	6959
131-485			
Blade	7540145		6488BR
Drive; W/31" Belt O.C.	7540136		6931
Drive; W/52" Belt O.C.	7540147	3520	6952
132-360			
Blade	7540107		6830
Trans.	7540936		6847
132-390			
Blade; W/25" Deck	7540138	3500	6950
Drive	7540164	2630	6863
132-410; 132-412			
Blade	7540138	3500	6950
Trans.	7540101		6517BR
132-416; 132-418			
Blade	7540147	3520	6952
Trans.	7540135		6925
Variable Speed	7540136		6931
132-425; 132-435			
Blade	7540127		6966
Drive; W/25" Belt O.C.	7540135		6925
Drive; W/31" Belt O.C.	7540136		6931
132-465			
Drive	7540127		6966
133-360			
Blade	7540107		6830
Trans.	7540936		6847
133-390			
Blade; W/25" Deck	7540138	3500	6950
Drive	7540164	2630	6863
133-410			
Blade	7540138	3500	6950
Trans.	7540101		6517BR
133-420			
Blade	7540147	3520	6952
Trans.	7540135		6925
Variable Speed	7540136		6931
133-430			
Blade	7540127		6966
Drive; W/25" Belt O.C.	7540135		6925
Drive; W/31" Belt O.C.	7540136		6931

Belts for Riding Mowers

Application	OEM No.	Standard Belts	Premium Belts	Application	OEM No.	Standard Belts	Premium Belts
AUTOMOTIVE ASSOCIATES - Continued				AUTOMOTIVE ASSOCIATES - Continued			
133-435				136-420			
Blade	7540127		6966	Blade	7540147	3520	6952
Drive; W/25" Belt O.C.	7540135		6925	Trans.	7540135		6925
Drive; W/31" Belt O.C.	7540136		6931	Variable Speed	7540136		6931
Trans.	7540126		6820				
133-440		3820	6982	136-430			6966
Blade	7540178		6849	Blade	7540127		6925
Drive	7540185			Drive; W/25" Belt O.C.	7540135		6931
				Drive; W/31" Belt O.C.	7540136		
133-470; 133-475; 133-480			6966	136-480; 136-485			6967
Drive	7540127			Blade	7540151		6865
134-360			6830	Trans.	7540191		
Blade	7540107		6847	136-495			6488BR
Trans.	7540936			Blade	7540145	3370	6937
134-380; 134-390			6950	Drive; W/37" Belt O.C.	7540173		6865
Blade; W/25" Deck	7540138	3500	6863	Drive; W/65" Belt O.C.	7540191		
Drive	7540164	2630		136-525			6854
134-406; 134-410			6931	Blade	7540195		6451BR
Drive	7540136			Trans.	7540198		
134-420		3520	6952	137-380			6451BR
Blade	7540147		6925	Blade	7540198	3500	6950
Trans.	7540135		6931	Trans.	7540138		
Variable Speed	7540136			137-390			6964
134-430; 134-435; 134-465			6966	Blade	7540167		6451BR
Blade	7540127		6925	Trans.	7540198		
Drive; W/25" Belt O.C.	7540135		6931	137-410		3500	6950
Drive; W/31" Belt O.C.	7540136			Blade	7540138		6517BR
134-480; 134-485			6966	Trans.	7540101		
Drive	7540127			137-420		3520	6952
134-495			6488BR	Blade	7540147		6925
Blade	7540145	3370	6937	Trans.	7540135		6931
Drive; W/37" Belt O.C.	7540173		6865	Variable Speed	7540136		
Drive; W/65" Belt O.C.	7540191			137-430			6966
135-340; 135-360			6831	Blade	7540127		6925
Blade	7540935	2310	6847	Drive; W/25" Belt O.C.	7540135		6931
Trans.	7540936			Drive; W/31" Belt O.C.	7540136		
135-380			6451BR	137-485			6967
Blade	7540198	3500	6950	Blade	7540151		6865
Trans.	7540138			Trans.	7540191		
135-390			6964	137-495; 137-497			6488BR
Blade	7540167		6451BR	Blade	7540145	3370	6937
Trans.	7540198			Drive; W/37" Belt O.C.	7540173		6865
135-410		3500	6950	Drive; W/65" Belt O.C.	7540191		
Blade	7540138		6517BR	137-525			6854
Trans.	7540101			Blade	7540195		6451BR
135-430			6966	Trans.	7540198		
Blade	7540127		6925	138-340; 138-362		2310	6831
Drive; W/25" Belt O.C.	7540135		6931	Blade	7540935		6847
Drive; W/31" Belt O.C.	7540136			Trans.	7540936		
135-480; 135-485			6967	138-420			6966
Blade	7540151		6865	Blade	7540127		6935
Trans.	7540191			Trans.	7540128		
135-495			6488BR	138-460; 138-462			6963
Blade	7540145	3370	6937	Blade	7540118		6959
Drive; W/37" Belt O.C.	7540173		6865	Trans.	7540937		
Drive; W/65" Belt O.C.	7540191			139-0391			6830
136-330		2180	6818	Blade	7540105	2450	6845
Drive	7540100			Trans.	7540111		
136-340; 136-360		2310	6831	140-660; 140-665			7330
Blade	7540935		6847	Gen.	7540134	3800	6980
Trans.	7540936			Trans.	7540112		
136-380			6451BR	140-960			3V335
Blade	7540198	3500	6950	P.T.O.	7540123		6857
Trans.	7540138			Trans.	7540124		
136-390		2310	6831	141-668			7330
Blade	7540935	2450	6845	Gen.	7540134	3800	6980
Trans.	7540111			Trans.	7540112		
136-410		3500	6950	141-960; 141-990			3V335
Blade	7540138		6517BR	P.T.O.	7540123		6857
Trans.	7540101			Trans.	7540124		

Belts for Riding Mowers

Application	OEM No.	Standard Belts	Premium Belts
AUTOMOTIVE ASSOCIATES - Continued			
142-669			
Gen.	7540134		7330
Trans.	7540112	3800	6980
142-960			
P.T.O.	7540165		6834
143-660			
Blade	7540184		6852
Deck	7540180		6510BR
Trans.	7540182	3810	6981
143-960			
P.T.O.	7540165		6834
144-660			
Blade	7540184		6852
Deck	7540180		6510BR
Gen.	7540134		7330
Trans.	7540182	3810	6981
144-960			
P.T.O.	7540165		6834
145-660			
Blade	7540184		6852
Deck	7540180		6510BR
Trans.	7540182	3810	6981
145-960			
Gen.	7540134		7330
P.T.O.	7540165		6834
Trans.	7540124		6857
146-650; 146-660			
Drive	7540112	3800	6980
146-960			
Gen.	7540134		7330
P.T.O.	7540165		6834
Trans.	7540124		6857
148-860			
P.T.O.	7540123		3V335
Trans.	7540124		6857
BAD BOY MOWERS			
2MZ42			
Pump Drive	041640000		6750BR
2MZ48			
Pump Drive	041640000		6750BR
Deck Drive	041602700		6946BR
4200 CZT			
Pump Drive	041640000		6750BR
4800 Pup			
Pump	041504800		6751BR
Deck Drive	041142000		6759BR
5000 CZT			
Pump Drive	041640000		6750BR
Deck Drive	041147000		6692BR
5200 Lightning Z			
Pump	041504800		6751BR
Deck Drive; 2010 & Older	041149000		6732BR
Deck Drive; 2011	041165000		6747BR
5200 Pup			
Pump	041504800		6751BR
Deck Drive	041149000		6732BR
5400 Outlaw; 5400 Outlaw Extreme			
Pump Drive	041504800		6751BR
Deck Drive	041165000		6747BR
5400 Outlaw XP			
Pump	041504800		6751BR
Deck Drive	041165000		6747BR
6000 AOS			
Pump	041504800		6751BR
Deck Drive	041021900		6947BR
6000 Compact			
Pump	041504800		6751BR
6000 CZT			
Pump Drive	041640000		6750BR

Application	OEM No.	Standard Belts	Premium Belts
BAD BOY MOWERS - Continued			
6000 CZT - Continued			
Deck Drive	041165000		6747BR
6000 Lightning Z			
Pump	041504800		6751BR
Deck Drive; 2010 & Older	041165000		6747BR
6000 Pup			
Pump	041504800		6751BR
Deck Drive	041165000		6747BR
6100 AOS; 6100 COMD			
Pump	041504800		6751BR
6100 Outlaw; 6100 Outlaw Extreme			
Pump Drive	041504800		6751BR
6100 Outlaw XP; 7200 AOS; 7200 Lightning Z			
Pump	041504800		6751BR
7200 Outlaw Extreme			
Pump Drive	041504800		6751BR
7200 Outlaw XP			
Pump	041504800		6751BR
CZT			
Pump	041640000		6750BR
Deck Drive; W/50" Deck	041147000		6692BR
Deck Drive; W/60" Deck	041165000		6747BR
MZ			
Pump	041640000		6750BR
Deck Drive; W/48" Deck	041602700		6946BR
MZ42			
Pump Drive	041640000		6750BR
MZ48			
Pump Drive	041640000		6750BR
Deck Drive	041602700		6946BR
Outlaw			
Pump	041504800		6751BR
Deck Drive; W/54" Deck	041165000		6747BR
ZT 2300			
Deck Drive; W/50" Deck	041147000		6692BR
Deck Drive; W/60" Deck	041165000		6747BR
ZT 2600; ZT 2700			
Deck Drive; W/50" Deck	041147000		6692BR
Deck Drive; W/60" Deck	041165000		6747BR
Pump	041640000		6750BR
ZT 3600			
Pump	041640000		6750BR
ZT 5000			
Pump	041640000		6750BR
Deck Drive; 2009 & Older	041142000		6759BR
Deck Drive; 2010 & Newer	041147000		6692BR
ZT 6000			
Pump	041640000		6750BR
Deck Drive	041165000		6747BR
BIG WHEEL			
4000; 4400			
Blade	104475	2480	6848
Deck Drive; W/51" Belt O.C.; 1973 & Older .			6851
Deck Drive; W/55" Belt O.C.; 1987 & Older .			6855
Deck Drive; W/60" Belt O.C.; 1987 & Newer	104476		6860
Forward	104150		6851
Reverse	104147	2270	6827
BIGDOG MOWERS			
A 336			
Hydro. Drive	602253		6448BR
Deck Drive	771824		6923BR
A 342			
Hydro. Drive	602253		6448BR
A 346			
Hydro. Drive	602253		6448BR
Deck Drive	600734		6727BR

Belts for Riding Mowers

Application	OEM No.	Standard Belts	Premium Belts	Application	OEM No.	Standard Belts	Premium Belts
BIGDOG MOWERS - Continued				BLUE GRASS - Continued			
C 142				BG6525; BG6725			
Hydro. Drive; 2010 & Older	769133		6448BR	Blade	8672B		6825
Hydro. Drive; 2011 & Newer	797514		6743BR	Trans.	8671B		6829
Deck Drive	600726		6684BR				
C 146				BG6744			
Hydro. Drive; 2010 & Older	769133		6448BR	Blade	8672B		6825
Hydro. Drive; 2011 & Newer	797514		6743BR	Trans.	9407B		6831
Deck Drive	771824		6923BR				
C 154				BG6765			
Hydro. Drive; 2010 & Older	769133		6448BR	Blade	8672B		6825
Hydro. Drive; 2011 & Newer	797514		6743BR	Trans.	8671B		6829
Deck Drive	777185		6567BR				
R 748; R 748 POWER BAR				BG6824			
Hydro. Drive	602253		6448BR	Blade	8672B		6825
Deck Drive	777185		6567BR	Trans.	9407B		6831
R 754; R 754 DIABLO; R 754 POWER BAR				BG6826			
Hydro. Drive	602253		6448BR	Blade	8672B		6825
Deck Drive	789388		6732BR	Trans.	8671B		6829
R 760; R 760 DIABLO; R 760 POWER BAR				BG6832E; BG6932B			
Hydro. Drive	602253		6448BR	Blade	14197	2280	6828
Deck Drive	601715		6859BR	Trans.	8671B		6829
X 1052				BG6959			
Hydro. Drive	601947		6735BR	Blade	8672B		6825
Deck Drive	789388		6732BR	Trans.	8671B		6829
X 1060				BG7032EL; BG7232EL			
Hydro. Drive	601947		6735BR	Blade	15482	2520	6852
Deck Drive	782292		6733BR	Trans.	15342		6855
X 1072				BG7626RE			
Hydro. Drive	601947		6735BR	Blade	19887	2550	6855
Deck Drive	602854		6761BR				
X 1072 DIABLO				BG8832			
Deck Drive	602860		6920BR	Blade	15482	2520	6852
				Trans.	15342		6855
BLACK, SIVALLS AND BRYSON				BR45			
454-1; 454-2; 456-1				Trans.	9407B		6831
Belt; W/26" Belt O.C.	448		6826	BR4133			
Belt; W/31" Belt O.C.	445	2310	6831	Blade	8672B		6825
				Trans.	9407B		6831
BLUE GRASS				C726RE			
115-672				Blade	7540188		6951
Blade	7540184		6852	Drive; W/24" Belt O.C.	7540187	3240	6924
Deck	7540180		6510BR	Drive; W/31" Belt O.C.	7540136		6931
Starter/Gen.	7540134		7330				
Trans.	7540182	3810	6981	C6854			
115-990				Blade	8672B		6825
P.T.O.	7540165		6834	Trans.	9407B		6831
Starter/Gen.	7540169		7355	Peerless Transaxle			
134-504				Belt	7540266		6775BR
Eng. To Deck	7540264		6639BR	W7-B392			
Primary Variator	7540241		6494BR	Blade	7540167		6964
Secondary Variator	7540240		6511BR	Drive	7540198		6451BR
144-824				W7-BG465; W7-BG465-D			
Deck	7540230		6755BR	Blade	7540151		6957
J.S.	7540245		6859	Deck	7540138	3500	6950
Transaxle	7540244		6840	Traction	7540136		6931
BG668-4				W7-BG497; W7-BG498-D			
Blade	7540145		6488BR	Blade	7540145		6488BR
Trans.	7540266		6775BR	Trans.	7540226		6551BR
BG832RE				W7-BG672TR			
Blade	19887	2550	6855	Blade	7540184		6852
BG834RE				Deck	7540180		6510BR
Blade	7540178	3820	6982	Starter/Gen.	7540134		7330
Drive	7540185		6849	Trans.	7540182	3810	6981
BG1038				W7-BG796			
Blade	7540145		6488BR	Drive; W/42" Belt O.C.	7540207		6842
Drive; W/37" Belt O.C.	7540173	3370	6937	Drive; W/62" Belt O.C.	7540198		6451BR
Drive; W/65" Belt O.C.	7540191		6865	W7-BG860			
BG5444				Trans.	7540217		6979
Blade	8672B		6825	W7-BG918A			
Trans.	9407B		6831	Eng.	7540210		6960
				Trans.	7540212		6945
				W7-BG990TR			
				P.T.O.	7540165		6834
				Starter/Gen.	7540169		7355

Belts for Riding Mowers

Application	OEM No.	Standard Belts	Premium Belts
BOBCAT			
742240			
Eng. To Deck	2188175		6721BR
Blade Drive	2188176		6574BR
Hydro. Drive	2188128		6530BR
742241			
Eng. To Deck	2722224		6480BR
Blade Drive	128003		6485BR
Hydro. Drive	2188128		6530BR
742242			
Eng. To Deck	2722554		6805BR
Blade Drive	4135683		6804BR
Hydro. Drive	2188128		6530BR
942200			
Traction	2188128		6530BR
Eng. To Deck; W/48" Deck	2720815		6806BR
Blade Drive; W/48" Deck	128110		6615BR
Eng. To Deck; W/52" Deck	2188175		6721BR
Blade Drive; W/52" Deck	2188176		6574BR
Eng. To Deck; W/61" Deck	2188134		6480BR
Blade Drive; W/61" Deck	128003		6485BR
942201			
Traction	2188128		6530BR
Eng. To Deck; W/48" Deck	2720815		6806BR
Blade Drive; W/48" Deck	128110		6615BR
942202			
Traction	2188128		6530BR
Eng. To Deck; W/48" Deck	2720815		6806BR
Blade Drive; W/48" Deck	128110		6615BR
Eng. To Deck; W/52" Deck	2188175		6721BR
Blade Drive; W/52" Deck	2188176		6574BR
Eng. To Deck; W/61" Deck	2188134		6480BR
Blade Drive; W/61" Deck	128003		6485BR
942203; 942204			
Traction	2188128		6530BR
Eng. To Deck	2188175		6721BR
Blade Drive	2188176		6574BR
942206			
Traction	2188128		6530BR
Eng. To Deck	2188134		6480BR
Blade Drive	128003		6485BR
942207; 942211			
Traction	2188128		6530BR
Eng. To Deck	2188175		6721BR
Blade Drive	2188176		6574BR
942211A			
Traction	2188128		6530BR
Eng. To Deck	2720815		6806BR
Blade Drive	2188176		6574BR
942212			
Traction	2188128		6530BR
Eng. To Deck; W/52" Deck	2188175		6721BR
Blade Drive; W/52" Deck	2188176		6574BR
Blade Drive; W/60" Deck	128003		6485BR
Eng. To Deck; W/61" Deck	2188134		6480BR
Blade Drive; W/61" Deck	128003		6485BR
942212A			
Traction	2188128		6530BR
Eng. To Deck	2720815		6806BR
Blade Drive	2188176		6574BR
942213; 942215			
Traction	2188128		6530BR
Eng. To Deck; W/52" Deck	2188175		6721BR
Blade Drive; W/52" Deck	2188176		6574BR
Blade Drive; W/60" Deck	128003		6485BR
Eng. To Deck; W/61" Deck	2188134		6480BR
Blade Drive; W/61" Deck	128003		6485BR
942218			
Eng. To Deck	2720815		6806BR
Blade Drive	2188176		6574BR
Hydro.	4162583		6890BR
942219			
Eng. To Deck	2188134		6480BR
Blade Drive	128003		6485BR

Application	OEM No.	Standard Belts	Premium Belts
BOBCAT - Continued			
942219 - Continued			
Hydro.	4162583		6890BR
942220; 942220A			
Traction	2188128		6530BR
Eng. To Deck	2720815		6806BR
Blade Drive	128110		6615BR
942221; 942221A; 942222; 942222A			
Traction	2188128		6530BR
Eng. To Deck	2720815		6806BR
Blade Drive	2188176		6574BR
942223; 942223A; 942224; 942224A			
Traction	2188128		6530BR
Eng. To Deck	2188134		6480BR
Blade Drive	128003		6485BR
942225			
Eng. To Deck	2188134		6480BR
Blade Drive	2188176		6574BR
942226			
Blade Drive	128003		6485BR
942227; 942227A			
Traction	2188128		6530BR
Eng. To Deck	2720815		6806BR
Blade Drive	2188176		6574BR
942228; 942228A			
Traction	2188128		6530BR
Eng. To Deck	2188134		6480BR
Blade Drive	128003		6485BR
942230; 942230A			
Traction	2188128		6530BR
Eng. To Deck	2722224		6480BR
Blade Drive	128003		6485BR
942231; 942231A			
Traction	2188128		6530BR
Eng. To Deck	2722554		6805BR
942233A			
Traction	2188128		6530BR
Eng. To Deck	2188134		6480BR
Blade Drive	128003		6485BR
942236			
Blade Drive	128003		6485BR
942237			
Traction	4162583		6890BR
Eng. To Deck	2188134		6480BR
Blade Drive	128003		6485BR
942237A			
Traction	2188128		6530BR
Eng. To Deck	2188134		6480BR
Blade Drive	128003		6485BR
942238A			
Traction	2188128		6530BR
Eng. To Deck	2722224		6480BR
Blade Drive	128003		6485BR
942239A			
Traction	2188128		6530BR
Eng. To Deck	2722554		6805BR
942240			
Eng. To Deck	2720815		6806BR
Blade Drive	2188176		6574BR
Hydro.; 2008 & Older	2188128		6530BR
Hydro.; 2009 & Newer	4161305		6889BR
942241			
Eng. To Deck	2722224		6480BR
Blade Drive	128003		6485BR
Hydro.; 2008 & Older	2188128		6530BR
Hydro.; 2009 & Newer	4161305		6889BR
942242			
Eng. To Deck	2722554		6805BR
Blade Drive	4135683		6804BR
Hydro.; 2008 & Older	2188128		6530BR
Hydro.; 2009 & Newer	4161305		6889BR

Belts for Riding Mowers

Application	OEM No.	Standard Belts	Premium Belts	Application	OEM No.	Standard Belts	Premium Belts
BOBCAT - Continued				BOBCAT - Continued			
942245				942407H			
Hydro. Drive	4161304		6861BR	Transaxle	4143636		6807BR
Blade Drive	128003		6485BR	Deck Drive	4163569		6878BR
942250; 942251				942500G; 942501G			
Traction	4162583		6890BR	Hydro. Drive	4157920		6891BR
Eng. To Deck	2720815		6806BR	Deck Drive	4165619		6892BR
Blade Drive	2188176		6574BR	942502G; 942504G; 942505G			
942252				Hydro. Drive	4157920		6891BR
Traction	4162583		6890BR	Deck Drive	4165618		6893BR
Eng. To Deck	2188134		6480BR	942506G			
Blade Drive	128003		6485BR	Hydro. Drive	4157920		6891BR
942253				Deck Drive	4165619		6892BR
Traction	4157920		6891BR	942507G			
Blade Drive	128003		6485BR	Hydro. Drive	4157920		6891BR
942254				Deck Drive	4165618		6893BR
Traction	4162583		6890BR	942508G; 942509G; 942510G; 942511G;			
Eng. To Deck	2188134		6480BR	942512G; 942513G			
Blade Drive	128003		6485BR	Hydro. Drive	4157920		6891BR
942255; 942256				942514G; 942515G			
Traction	4161305		6889BR	Hydro. Drive	4161304		6861BR
Eng. To Deck	2722224		6480BR	Deck Drive	4165618		6893BR
Blade Drive	128003		6485BR	942516G			
942257				Hydro. Drive	4161304		6861BR
Traction	4161305		6889BR	942517G			
Eng. To Deck	2188134		6480BR	Hydro. Drive	4157920		6891BR
Blade Drive	128003		6485BR	Deck Drive	4143733		6746BR
942258				942518G; 942519G			
Traction	4161305		6889BR	Hydro. Drive	4161304		6861BR
Eng. To Deck	2722554		6805BR	942520H			
Blade Drive	4135683		6804BR	Hydro. Drive	4157920		6891BR
942259				Deck Drive	4165619		6892BR
Traction	4162583		6890BR	942521H			
Eng. To Deck	2720815		6806BR	Hydro. Drive	4157920		6891BR
Blade Drive	2188176		6574BR	Deck Drive	4165618		6893BR
942290; 942291				Eng. To Hyd. Pump			
Transaxle	4143636		6807BR	Starter/Gen.	7540169		7355
942293				Motor 180			
Transaxle	4143636		6807BR	Front Reel	108025		6952
Deck Drive	4147716		6778BR	Rear Reel	108024		6946
942295				Motor 213D			
Transaxle	4143636		6807BR	W.P. & Alt.	FM355		7355
942296				Motor 350D			
Transaxle	4143636		6807BR	Fan & Alt.	REMF6410		▲9420HD
Deck Drive	4143733		6746BR	T16K			
942297F; 942297G; 942298F; 942298G				Traction	38017		6944
Transaxle	4143636		6807BR	T22D			
942299F; 942299G				Fan & Idler			AX34
Transaxle	4143636		6807BR	W.P. & Alt.	REMF1370		7370
Deck Drive	4143733		6746BR	T24N; T188			
942302F; 942302G; 942311; 942311G				Eng. To J.S.			3V375
Transaxle	4143636		6807BR	T1648			
Deck Drive	4147716		6778BR	Eng. To Trans.	118071	2350	6835
942313; 942313G				TW28CG			
Transaxle	4143636		6807BR	Fan & Idler			7300
Deck Drive	4143733		6746BR	Fan To Alt.; W/40A. Alt.	48519		7450
942314G				BOLENS			
Transaxle	4143636		6807BR	13AM662F163			
Deck Drive	4163569		6878BR	Drive - Upper	75404002		6618BR
942315G				Drive - Lower	75404001A		6969
Transaxle	4143636		6807BR	Deck Drive	7540329A		6630BR
Deck Drive	4143733		6746BR	13AN863G163; 13AO683G163			
942316G				Drive - Upper	75404002		6618BR
Transaxle	4143636		6807BR	Drive - Lower	75404001A		6969
Deck Drive	4163569		6878BR	Deck Drive	7540371A		6402BR
942404F; 942404G; 942405F; 942405G				13AQ683G163; 13AQ683H163			
Hydro. Drive	4143636		6807BR	Drive	75404002		6618BR
Deck Drive	4163569		6878BR	13W1762F065; 13WC762F065; 13WC762F265			
942406H				Drive - Upper	9540241A		6494BR
Transaxle	4143636		6807BR				
Deck Drive	4143733		6746BR				

▲ Standard Belt May Also Be Available.

Belts for Riding Mowers

Application	OEM No.	Standard Belts	Premium Belts	Application	OEM No.	Standard Belts	Premium Belts
BOLENS - Continued				BOLENS - Continued			
13W1762F065; 13WC762F065; 13WC762F265 - Continued				770 - Continued			
Drive - Lower	95404249A		6520BR	Gen.	1713533		6734
Deck Drive	95404062		6774BR	P.T.O.	1720726		6833
70S				Versamatic To Drive	1715942		6847
Primary	1720131		6844	775			
160-01; 161-01				Differential			6846
Eng. To Versamatic	1720131		6844	Gen.	1713533		6734
Gen.	1713533		6734	P.T.O.	1720726		6833
P.T.O.			6833	812			
Versamatic To Drive	1715942		6847	Drive	1737347		6869
164-01; 165-01				P.T.O.	1732582		6831
Eng. To Versamatic	1720131		6844	Trans.	1741135		6871
Gen.	1713533		6734	813; 813-01; 813-03			
P.T.O.	1720726		6833	Drive	1722238	2650	6865
Versamatic To Drive	1715942		6847	P.T.O.; Ser. No. 0400101 Thru 0599999	1722258		6831
166-01; 166-02				P.T.O.; Ser. No. 0600101 & After	1732582		6831
Differential			6846	814			
Gen.	1713533		6734	Drive	1732726		6871
P.T.O.	1720726		6833	P.T.O.	1732582		6831
171-01				828; 829			
Drive			6835	Blade			6868
P.T.O.	1713714		6843	Trans.; Ser. No. 0100101 Thru 0199999	1724261		6851
172-01				Trans.; Ser. No. 0200101 & After	1731719		6851
Drive			6835	830; 831			
Gen.	1713533		6734	Blade; W/30" Mower; Ser. No.			
P.T.O.	1713714		6843	SNO399999 & Before	1722238	2650	6865
190-01				Blade; W/30" Mower; Ser. No.			
Gen.			6832	SNO400101 & After	1738511	2660	6866
P.T.O.	1716571		6834	Drive	1731719	2510	6851
191-01; 191-02				853-01; 853-02; 853-03			
Gen.			6832	Eng.			6935
P.T.O.			6943	Gen.	1713533		6734
192-01; 192-02; 193-01				P.T.O.			6944
Gen.			6832	855			
P.T.O.	1716571		6834	Drive; Ser. No. 0300101 & After			6835
194-01				P.T.O.	1725603		6843
Drive; W/30" Belt O.C.			6830	909-01; 910; 910-01; 910-02; 910-03; 911; 911-01; 911-02; 912-02; 914			
Gen.			6832	P.T.O.	1715942		6847
197-01; 197-02; 197-03; 198-01; 198-02				Trans.			6838
Drive			6832	914-01; 914-02; 915; 915-01; 915-02; 915-03			
Gen.	1711844		6836	P.T.O.	1715942		6847
248-047				Trans.			6838
P.T.O.	1726701		6877	930			
510-01; 510-02				High Speed Drive			3V250
Drive	1722238	2650	6865	Low Speed Drive			3V315
P.T.O.	1722258		6831	Gen.	1716161		6831
528				P.T.O.	1715614		6728
Blade; W/64" Belt O.C.	1736248		6864	930-01; 930-02			
Blade; W/65" Belt O.C.	1738496		6865	High Speed Drive			3V250
Trans.	1731719		6851	Low Speed Drive	1715612		3V315
610-01; 610-02; 613-01; 613-02; 613-04				P.T.O.	1715614		6728
Drive	1722238	2650	6865	931			
P.T.O.	1722258		6831	High Speed Drive	1719269		6725
628				Low Speed Drive			3V315
Trans.	1731719		6851	Gen.	1716161		6831
728				P.T.O.	1715614		6728
Blade			6868	931-01; 931-02			
Trans.	1724261		6851	P.T.O.	1715614		6728
730-01; 733-01				933M; 936M			
Eng. To Versamatic	1720131		6844	Eng. To J.S.	9585005300		6855
Gen.	1713533		6734	Eng. To Trans.	9585005000		6837
P.T.O.	1720726		6833	960-01; 960-02			
Versamatic To Drive	1715942		6847	P.T.O.			6858
736-01				1000			
Differential			6846	Drive	1716571		6834
Gen.	1713533		6734	Gen.			6832
P.T.O.	1720726		6833	1011GM; 1011HM			
770				Eng. To Deck	213676		6885
Eng. To Versamatic	1720131		6844	1050			
				Drive	1716571		6834

Belts for Riding Mowers

Application	OEM No.	Standard Belts	Premium Belts	Application	OEM No.	Standard Belts	Premium Belts
BOLENS - Continued				BOLENS - Continued			
1050 - Continued				1476-01; 1477-01 - Continued			
Gen.			6832	Gen.	1711844		6836
1053				Belt; W/32" Deck			6875
Drive; Ser. No. 0300101 & After			6835	1556-01; 1556-02; 1556-03; 1656			
P.T.O.	1725603		6843	Drive			6830
1053-01; 1053-02; 1054-01; 1054-03; 1054-04				1658			
Drive	1716571		6834	P.T.O.	1726701		6877
Gen.			6832	1661			
1055				Drive			6847
Drive; Ser. No. 0300101 & After			6835	P.T.O.	1726701		6877
P.T.O.	1725603		6843	1666			
1058				P.T.O.			6836
P.T.O.	1726701		6877	1858			
1060				P.T.O.	1726701		6877
Drive			6847	1886-01; 1886-03; 1886-04; 1886S-05; 1886S-06			
P.T.O.	1726701		6877	Drive			6835
1068				1966			
P.T.O.	1726701		6877	P.T.O.			6836
1113				2086; 2087; 2288; 2289; 2389			
Drive	1732726		6871	Drive			6835
P.T.O.	1732582		6831	6428-01			
Trans.	1741135		6871	Belt; W/24" Rotary Mower	1108466		6833
1130				6466-01; 6466-02			
Blade; Ser. No. SNO399999 & Before	1722238	2650	6865	Blade	1705034		6835
Blade; Ser. No. SNO400101 & After	1738511	2660	6866	Eng.	1705033	2220	6822
Drive	1731719	2510	6851	6467-01; 8266-01			
1134				Blade	1800367		6833
Trans.	1731719	2510	6851	Drive	1705034		6835
1136				Eng.	1705033	2220	6822
Blade	1747938		6896	8424-01			
Trans.	1731719		6851	Belt; W/24" Rotary Mower	1108466		6833
1155				8426-01			
Drive; Ser. No. 0300101 & After			6835	Blade			6850
P.T.O.	1725603		6843	Drive			6828
1160				Trans.	1705034		6835
Drive			6847	8436-01			
P.T.O.	1726701		6877	Blade To Blade; W/36" Rotary Mower	1711844		6836
1253-01; 1253-02; 1254-01; 1254-03; 1254-04;				Drive; W/36" Rotary Mower	1705034		6835
1254-05; 1254-06				Eng.; W/36" Rotary Mower	1705033	2220	6822
Drive	1716571		6834	Eng. To Blade; W/36" Rotary Mower	1711845	3440	6944
Gen.			6832	8524-01			
1255				Belt; W/24" Rotary Mower	1108466		6833
P.T.O.	1725603		6843	8526-01			
1256-01; 1256-02; 1256-04; 1256-05; 1256-06;				Blade			6850
1256-07; 1257-01				Drive			6828
Drive			6830	8536-01			
Gen.			6832	Blade To Blade; W/36" Rotary Mower	1711844		6836
1258				Drive; W/36" Rotary Mower	1711916	2390	6839
P.T.O.	1726701		6877	Eng. To Blade; W/36" Rotary Mower	1711845	3440	6944
1261				Eng.; W/36" Rotary Mower	1705033	2220	6822
Drive			6847	8624-01			
1349				Belt; W/24" Rotary Mower			6833
Belt	1724943		A136	8626-01			
1400				Blade; W/26" Rotary Mower	1714106	2210	6821
Trans.			6847	Drive; W/26" Rotary Mower	1714107		6846
1453				8724-01; 8724-02; 8724-03; 8725-01			
Drive	1716571		6834	Belt; W/24" Rotary Mower			6833
1455				8726-01			
Drive			6832	Eng. To Blade; W/26" Rotary Mower	1714285	2230	6823
Gen.	1711844		6836	Eng. To Drive; W/26" Rotary Mower		2480	6848
1456				8726-02; 8726-03; 8727-01; 8728-01			
Drive			6830	Blade; W/26" Rotary Mower		1230	6723
1458				Trans.; W/26" Rotary Mower		2480	6848
P.T.O.	1726701		6877	Belt; W/30" Rear Eng.; W/26" Rotary Mower	1722238	2650	6865
1461; 1463				15550			
Drive			6847	Belt; W/30" Deck	1745369		3VX670
1476-01; 1477-01				15570			
Drive			6832	Drive	1743876		6898

Belts for Riding Mowers

Application	OEM No.	Standard Belts	Premium Belts
BOLENS - Continued			
15570 - Continued			
Belt; W/42" Deck	1728133		6892
17350			
Belt; W/48" Deck	1724943	A136	
18001; 18006			
Belt; W/32" Deck			6875
18048			
Belt; W/48" Deck	1718653		A128
18335			
Drive; W/B. & S. Eng.	1741576		6881
Drive; W/Tecumseh Eng.	1726701		6877
Belt; W/42" Deck	1728133		6892
18336			
Blade; W/100" Belt O.C.	1736903		68100
Drive; W/B. & S. Eng.	1741577		6883
Drive; W/Tecumseh Eng.	1739080		6879
18338			
Drive; W/B. & S. Eng.	1739080		6879
Drive; W/Tecumseh Eng.	1728133		6892
Belt; W/48" Deck	1737187		6895
18415; 18416; 18417; 18418			
Belt; W/38" Deck			6875
18420; 18421; 18423			
Belt; W/42" Deck	1185651	A112	
18440			
Belt; W/32" Deck	1713853		6857
18441; 18442			
Belt; W/32" Deck			6870
18445			
Belt; W/32" Deck	1713853		6857
18446			
Belt; W/32" Deck; W/70" Belt O.C.			6870
Belt; W/32" Deck; W/75" Belt O.C.			6875
18449			
Belt; W/32" Deck			6870
18457			
Belt; W/42" Deck	1185651	A112	
19101			
Belt; W/28" Deck	1715213		6861
19102			
Belt; W/38" Deck			6875
19107			
Belt; W/28" Deck	1715213		6861
19108			
Belt; W/32" Deck			6875
19342			
Belt; W/42" Deck	1185651	A112	
50042S			
Deck	1746823		68105
50048R; 50048S			
Belt; W/48" Deck	1724943	A136	
Grounds Keeper			
Primary P.T.O.	1717120		6844
Pump & Gen.			6858
Wing Mower			6860
LT11			
Eng. To J.S.	1732582		6831
Eng. To Trans.	1732726		6871
QS16 1660			
Drive	1724729		Ⓞ6835
QT17 1660			
P.T.O.			6836
BUNTON			
642201			
Traction	2188128		6530BR
P.T.O.	2720815		6806BR
Blade Drive	128110		6615BR

Application	OEM No.	Standard Belts	Premium Belts
BUNTON - Continued			
642203; 642204			
Traction	2188128		6530BR
P.T.O.	2188175		6721BR
Blade Drive	2188176		6574BR
642206; 642207			
Traction	2188128		6530BR
P.T.O.	2188134		6480BR
Blade Drive	128003		6485BR
642211			
Traction	2188128		6530BR
P.T.O.	2188175		6721BR
Blade Drive	2188176		6574BR
642211A			
Traction	2188128		6530BR
P.T.O.	2720815		6806BR
Blade Drive	2188176		6574BR
642213; 642215			
Traction	2188128		6530BR
P.T.O.; W/52" Deck	2188175		6721BR
Blade Drive; W/52" Deck	2188176		6574BR
P.T.O.; W/61" Deck	2188134		6480BR
Blade Drive; W/61" Deck	128003		6485BR
642218F			
Traction	4162583		6890BR
P.T.O.	2720815		6806BR
Blade Drive	2188176		6574BR
642219F			
Traction	4162583		6890BR
P.T.O.	2188134		6480BR
Blade Drive	128003		6485BR
642220; 642220A			
Traction	2188128		6530BR
P.T.O.	2720815		6806BR
Blade Drive	128110		6615BR
642221; 642221A			
Traction	2188128		6530BR
P.T.O.	2188175		6721BR
Blade Drive	2188176		6574BR
642221F			
Traction	4162583		6890BR
P.T.O.	2720815		6806BR
Blade Drive	2188176		6574BR
642222; 642222A			
Traction	2188128		6530BR
P.T.O.	2188175		6721BR
Blade Drive	2188176		6574BR
642223; 642223A			
Traction	2188128		6530BR
P.T.O.	2188134		6480BR
Blade Drive	128003		6485BR
642225			
P.T.O.	2188134		6480BR
Blade Drive	2188176		6574BR
642226			
Blade Drive	128003		6485BR
642227; 642227A			
Traction	2188128		6530BR
P.T.O.	2188175		6721BR
Blade Drive	2188176		6574BR
642228; 642228A			
Traction	2188128		6530BR
P.T.O.	2188134		6480BR
Blade Drive	128003		6485BR
642230; 642230A			
Traction	2188128		6530BR
P.T.O.	2722224		6480BR
Blade Drive	128003		6485BR
642231			
Traction	2188128		6530BR
P.T.O.	2722554		6805BR

Ⓞ Two Required.

Belts for Riding Mowers

Application	OEM No.	Standard Belts	Premium Belts	Application	OEM No.	Standard Belts	Premium Belts
BUNTON - Continued				BUNTON - Continued			
642231A				642249F - Continued			
Traction	2188128		6530BR	P.T.O.	2188134		6480BR
P.T.O.	2722554		6805BR	Blade Drive	128003		6485BR
Blade Drive	4135683		6804BR	642290E; 642291E; 642291F			
642233; 642233A				Transaxle	4143636		6807BR
Traction	2188128		6530BR	642293E			
P.T.O.	2188134		6480BR	Transaxle	4143636		6807BR
Blade Drive	128003		6485BR	Deck Drive	4147716		6778BR
642233F				642295E; 642295F			
Traction	4162583		6890BR	Transaxle	4143636		6807BR
P.T.O.	2188134		6480BR	642296E; 642296F			
Blade Drive	128003		6485BR	Transaxle	4143636		6807BR
642237A				Deck Drive	4143733		6746BR
Traction	2188128		6530BR	642311F			
P.T.O.	2188134		6480BR	Transaxle	4143636		6807BR
Blade Drive	128003		6485BR	Deck Drive	4147716		6778BR
642237F				642313F			
Traction	4162583		6890BR	Transaxle	4143636		6807BR
P.T.O.	2188134		6480BR	Deck Drive	4143733		6746BR
Blade Drive	128003		6485BR	642404F			
642238A				Transaxle	4143636		6807BR
Traction	2188128		6530BR	Deck Drive	4163569		6878BR
P.T.O.	2722224		6480BR	BURNS			
Blade Drive	128003		6485BR	40-724; 40-725; 40-726; 40-727			
642239A				Drive	11144		6835
Traction	2188128		6530BR	Trans.			6852
P.T.O.	2722554		6805BR	40-942; 40-949; 40-950			
Blade Drive	4135683		6804BR	Trans.			6852
642240E				815			
P.T.O.	2720815		6806BR	Blade			
Blade Drive	2188176		6574BR	Traction	13487	2370	6854
642241E				816			
P.T.O.	2722224		6480BR	Blade	14365		A49
Blade Drive	128003		6485BR	817; 818			
642241F				Eng. To Blade	13560		6859
Traction	4161305		6889BR	Traction	13487	2370	
P.T.O.	2188134		6480BR	850			
Blade Drive	128003		6485BR	Drive	10923		6830
642242E				Traction	10897		6851
P.T.O.	2722554		6805BR	851; 851X			
Blade Drive	4135683		6804BR	Eng. To Deck	10923		6830
642242F				Traction	13487	2370	
Traction	4161305		6889BR	852			
P.T.O.	2722554		6805BR	Drive	10923		6830
Blade Drive	4135683		6804BR	Traction	10897		6851
642243E				855			
Pump Drive	4157920		6891BR	Eng. To Deck	17518		6960
Blade Drive	128003		6485BR	Traction	13487	2370	
642244F				859			
Traction	4162583		6890BR	Drive	10923		6830
P.T.O.	2720815		6806BR	Traction	10897		6851
Blade Drive	2188176		6574BR	6087914			
642245E				Drive	4638		6830
Blade Drive	4135683		6804BR	6088314			
642245F				Deck	10923		6830
Traction	4161304		6861BR	Traction	10897		6851
Blade Drive	128003		6485BR	B60; B60E			
642246F				Eng. To Shaft	7080		6837
Traction	4161305		6889BR	B90E			
P.T.O.	2188134		6480BR	Belt; W/36" Rotary Mower	7087		Ⓜ3V250
Blade Drive	128003		6485BR	Eng. To Shaft	7062	3340	6934
642247F				M60; M60E			
Traction	4161305		6889BR	Eng. To Shaft	7080		6837
P.T.O.	2722554		6805BR	M90E			
Blade Drive	4135683		6804BR	Belt; W/36" Rotary Mower	7087		Ⓜ3V250
642248F				Eng. To Shaft	7062	3340	6934
Traction	4162583		6890BR				
P.T.O.	2720815		6806BR				
Blade Drive	2188176		6574BR				
642249F							
Traction	4162583		6890BR				

Lawn & Garden Equipment

Ⓜ Two Required.

Belts for Riding Mowers

Application	OEM No.	Standard Belts	Premium Belts	Application	OEM No.	Standard Belts	Premium Belts
BUSH HOG				BUSH HOG - Continued			
CZ2149; CZ2349				M2672			
Pump	50027563		6799BR	Pump	50027563		6799BR
Deck Drive	88667		6599BR	Deck Drive	50027564		6761BR
CZ2355; CZ2555				M2673			
Pump	50027563		6799BR	Pump	50027563		6799BR
Deck Drive	1550119		6800BR	M2761			
CZ2561				Pump	50027563		6799BR
Pump	50027563		6799BR	Deck Drive	50034723		6801BR
Deck Drive	50047108		6598BR	PZ2555			
EC2561KH				Pump	50027563		6799BR
Pump Drive	50068022		6780BR	Deck Drive	1550119		6800BR
Deck Drive	94898		6769BR	PZ2561; PZ2661			
EC2655KW				Pump	50027563		6799BR
Pump Drive	50068022		6780BR	Deck Drive	50047108		6598BR
Deck Drive	1550111		6746BR	PZ2755			
EC2661KW				Pump	50027563		6799BR
Pump Drive	50068022		6780BR	Deck Drive	1550119		6800BR
Deck Drive	94898		6769BR	PZ2861			
ES1744				Pump	50027563		6799BR
Pump; 2007 & Older	50045945		A67	Deck Drive	50047108		6598BR
ES1844; ES1852				PZ2873			
Pump	50045945		A67	Pump	50027563		6799BR
ES2044				PZ3061			
Pump; 2007 & Older	50045945		A67	Pump	50027563		6799BR
ES2052				Deck Drive	50047108		6598BR
Pump; 2007 & Older	50045945		A67	PZ3073			
Deck Drive; 2008 & Newer	1550119		6800BR	Pump	50027563		6799BR
ES2252; ES2352; ES2452				VE Series; YR Series			
Deck Drive	1550119		6800BR	Implement Clutch	S1669		6836
GT41				ZT180; ZT220-W; ZT230			
Eng. To Blade	65482		6946	Deck Drive; W/48" Deck	96814		6665BR
HD12				CANADA			
P.T.O.	S2954		3V250	52094			
HS1736				Deck	213676		6885
Deck Drive	50023377		6650BR	CANADIAN TIRE			
HS1742				115-460-515			
Deck Drive	50055781		6688BR	Blade	7540151		6967
HS1836				Eng. To Variator	7540138		6950
Deck Drive	50023377		6650BR	Variator To Trans.	7540136		6931
HS1842; HS2042				CASE, J.I.			
Deck Drive	50055781		6688BR	80			
JB1				Blade	C24349		6860
P.T.O.	S4763		6935	Drive	C24342		6836
M2254				107			
Pump	50027563		6799BR	Eng.	C15370		6863
Deck Drive	50027565		6732BR	108; 110			
M2255; M2260				P.T.O.	C15552		6833
Pump	50027563		6799BR	Trans.	C18634		6882
M2261				117			
Pump	50027563		6799BR	P.T.O.	C15552		6833
Deck Drive	50034723		6801BR	120			
M2354				Deck; W/71" Belt O.C.	C10769		3VX710
Pump	50027563		6799BR	Deck; W/75" Belt O.C.	C23811		3V750
Deck Drive	50027565		6732BR	Drive; W/38" Deck	C14980		6761
M2355; M2355A; M2360				Gen.			6735
Pump	50027563		6799BR	P.T.O.	C10507		3V300
M2361				130			
Pump	50027563		6799BR	Blade	C11945		6882
Deck Drive	50034723		6801BR	Deck; W/C-38 Drive	C12493		6841
M2554				Deck; W/C-44 Drive	C12494		6842
Pump	50027563		6799BR	Mower; W/C-38 Drive	C12491		6857
Deck Drive	50027565		6732BR	Mower; W/C-44 Drive	C12492		6858
M2555; M2555K; M2560				Starter/Gen.			6735
Pump	50027563		6799BR	150			
M2561; M2561K; M2661				Deck; W/71" Belt O.C.	C10769		3VX710
Pump	50027563		6799BR	Deck; W/75" Belt O.C.	C23811		3V750
Deck Drive	50034723		6801BR	Drive; W/38" Deck	C14980		6761
				Gen.			6735

Belts for Riding Mowers

Application	OEM No.	Standard Belts	Premium Belts	Application	OEM No.	Standard Belts	Premium Belts
CASE, J.I. - Continued				CHETECH			
150 - Continued				Groundforce 104			
P.T.O.	C10507		3V300	Hyd. Pump; W/16 H.P. Eng.	2300	2300	6830
155				PUG			
Blade	C23811		3V750	Hyd. Pump; W/Kohler 20 H.P. Eng.		2350	6835
Gen.			6735	Taskforce 200			
P.T.O.	C10507		3V300	Hyd. Pump; W/18 H.P. Eng.		2340	6834
180				CO-OP			
Blade	C11945		6882	3308-54			
Mower; W/C-44R Drive	C11988		6956	Drive	231362		6745
Starter/Gen.			6735	4180-54			
190				Eng. To J.S.	200804		6874
Gen.			6735	J.S. To Trans.	36770		6835
P.T.O.	C10507		3V300	COAST TO COAST			
195				31-435			
Blade	C23811		3V750	Blade	7540127		6966
Gen.			6735	Drive	7540136		6931
P.T.O.	C10507		3V300	Variable Speed	7540135		6925
210				45-0246			
Clutch	C18919		6831	Blade	7540145		6488BR
Gen.	C14345		6734	Trans.	7540266		6775BR
Traction	C18918		6868	130-415			
220; 222; 224				Blade	7540147	3520	6952
Drive	C14345		6734	Drive	7540135		6925
Gen.	C23902		7335	Variable Speed	7540136		6931
P.T.O.	C14116		6841	130-420; 130-430			
235; 255				Blade	7540127		6966
Fan & Alt.	MD007528		7370	Drive	7540136		6931
265				Variable Speed	7540135		6925
Fan & Alt.	MB041704		7390	130-460; 130-470			
442				Blade	7540118		6963
Drive	C14345		6734	Trans.	7540937	3590	6959
Gen.	C23902		7335	130-480			
P.T.O.	C14116		6841	Blade	7540145		6488BR
444				Drive; W/31" Belt O.C.	7540136		6931
Drive; W/34" Belt O.C.	C14345		6734	Drive; W/52" Belt O.C.	7540147	3520	6952
Gen.	C23902		7335	131-360			
P.T.O.	C14116		6841	Blade	7540107		6830
Drive; Ser. No. 9488 & After	C23359		6871	Trans.	7540936		6847
644; 646				131-418			
Gen.	9744750		7335	Blade	7540147	3520	6952
Colt 2110; Colt 2310				Drive	7540135		6925
Deck; W/71" Belt O.C.	C10769		3VX710	Variable Speed	7540136		6931
Deck; W/75" Belt O.C.	C23811		3V750	131-425			
Drive; W/38" Deck	C14980		6761	Blade	7540127		6966
Colt 2510; Colt 2712				Drive	7540136		6931
Belt; W/44" Deck	C23811		3V750	Variable Speed	7540135		6925
Colt Delux				131-480; 131-490			
Deck; W/C-38 Drive	C12493		6841	Blade	7540145		6488BR
Deck; W/C-44 Drive	C12494		6842	Drive; W/31" Belt O.C.	7540136		6931
Mower; W/C-38 Drive	C12491		6857	Drive; W/52" Belt O.C.	7540147	3520	6952
Mower; W/C-44 Drive	C12492		6858	132-360; 132-365			
Colt Rancher				Blade	7540107		6830
Mower; W/C-44R Drive	C11988		6956	Trans.	7540936		6847
Super 7; Super 9				132-390			
Deck; W/C-38 Drive	C12493		6841	Blade	7540107		6830
Deck; W/C-44 Drive	C12494		6842	Trans.	7540111	2450	6845
Mower; W/C-38 Drive	C12491		6857	132-410			
Mower; W/C-44 Drive	C12492		6858	Blade	7540138	3500	6950
CASTLE GARDEN				Trans.	7540101		6517BR
TCP 12.5/102				132-480; 132-485; 132-495			
P.T.O.	B55		6958	Blade	7540151		6967
TCP 16/122				Deck	7540138	3500	6950
P.T.O.	B54		6957	Traction	7540136		6931
Trans.			6862	133-430; 133-435; 134-430			
CHAMPION				Blade	7540127		6966
LT12 30" Deck				Drive	7540136		6931
Deck	106085X		6672BR	Variable Speed	7540135		6925
				134-480; 134-485			
				Blade	7540151		6967

Belts for Riding Mowers

Application	OEM No.	Standard Belts	Premium Belts	Application	OEM No.	Standard Belts	Premium Belts
COAST TO COAST - Continued				COAST TO COAST - Continued			
134-480; 134-485 - Continued				481-0784			
Drive	7540127		6966	Blade	7540145		6488BR
134-504; 134-506				Deck	7540191	3370	6865
Eng. To Deck	7540264		6639BR	Trans.	7540173		6937
Primary Variator	7540241		6494BR	481-0792			
Secondary Variator	7540240		6511BR	Blade	7540195		6854
134-585				Trans.	7540198		6451BR
Drive; W/28" Belt O.C.	7540157		6928	481-0800			
Drive; W/31" Belt O.C.	7540136		6931	Blade	7540145		6488BR
135-340; 135-360				Deck	7540191	3370	6865
Blade	7540935	2310	6831	Trans.	7540173		6937
Trans.	7540936		6847	481-0909			
135-380				Blade	7540184		6852
Blade	7540935	2310	6831	Deck	7540180		6510BR
Trans.	7540108	2460	6846	Gen.	7540134		7330
135-525				Trans.	7540182	3810	6981
Blade	7540195		6854	481-1600			
Trans.	7540198		6451BR	Blade	7540188		6951
136-390				Drive; W/24" Belt O.C.	7540187	3240	6924
Blade	7540935	2310	6831	Drive; W/31" Belt O.C.	7540136		6931
Trans.	7540111	2450	6845	481-1626			
143-660; 143-760				Blade	7540198		6451BR
Blade	7540184		6852	Trans.	7540207		6842
Deck	7540180		6510BR	481-1642			
Trans.	7540182		6981	Blade	7540167		6964
338-3734				Trans.	7540198		6451BR
Blade	7540147	3520	6952	481-1675			
Drive	7540135		6925	Blade	7540145		6488BR
Variable Speed	7540136		6931	Trans.	7540226		6551BR
338-3742				481-2202			
Blade	7540188		6951	Blade	7540188		6951
Drive	7540101		6517BR	Drive; W/24" Belt O.C.	7540187	3240	6924
338-4120; 338-4138; 338-4229				Drive; W/31" Belt O.C.	7540136		6931
Blade	7540127		6966	481-2228			
Drive	7540136		6931	Blade	7540198		6451BR
Variable Speed	7540135		6925	Trans.	7540207		6842
338-4237				481-2236; 481-2244			
Blade	7540178	3820	6982	Blade	7540151		6967
Drive	7540185		6849	Deck	7540138	3500	6950
338-4435; 338-4443				Traction	7540136		6931
Blade	7540138	3500	6950	481-2251; 481-2269			
Drive	7540164	2630	6863	Blade	7540145		6488BR
338-4831; 338-4849; 338-4930; 338-4955				Trans.	7540226		6551BR
Blade	7540151		6967	481-2277			
Drive	7540127		6966	Deck	7540230		6755BR
338-5432; 338-5440				Drive	7540245		6859
Blade	7540184		6852	Transaxle	7540255		6837
Deck	7540180		6510BR	481-2285			
Gen.	7540134		7330	Drive	7540245		6859
Trans.	7540182	3810	6981	Transaxle	7540244		6840
481-0602				481-3788			
Blade	7540188		6951	Blade	7540145		6488BR
Drive	7540101		6517BR	Trans.	7540266		6775BR
481-0628				481-3929			
Blade	7540127		6966	Blade; W/44" Deck	7540293		6501BR
Drive	7540136		6931	Eng. To J.S.; W/44" Deck	7540245		6859
Variable Speed	7540135		6925	J.S. To Trans.; W/44" Deck	7540244		6840
481-0651				Eng. To Deck; W/44" Deck	7540230		6755BR
Blade	7540178	3820	6982	841-0800			
Trans.	7540200		6848	Blade	7540145		6488BR
481-0701				Deck	7540191	3370	6865
Blade	7540138	3500	6950	Trans.	7540173		6937
Trans.	7540198		6451BR	948; 971; 973; 974; 6089312; 6089412			
481-0727; 481-0735				Traction	4638		6830
Blade	7540167		6964	E-Z Ride 132-380			
Trans.	7540198		6451BR	Blade	7540138	3500	6950
481-0750; 481-0776				Drive	7540164	2630	6863
Blade	7540151		6967	E-Z Ride 132-418; E-Z Ride 132-425; E-Z Ride 132-435			
Trans.	7540191		6865	Blade	7540127		6966
				Drive	7540136		6931

Belts for Riding Mowers

Application	OEM No.	Standard Belts	Premium Belts	Application	OEM No.	Standard Belts	Premium Belts		
COAST TO COAST - Continued				COLUMBIA PRODUCTS - Continued					
E-Z Ride 132-418; E-Z Ride 132-425; E-Z Ride 132-435 - Continued				132-390 - Continued					
Variable Speed	7540135		6925	Drive	7540198		6451BR		
E-Z Ride 133-380				132-402; 132-412					
Blade	7540138	3500	6950	Deck	7540251		6809BR		
Drive	7540164	2630	6863	Drive; W/24" Belt O.C.	7540187	3240	6924		
E-Z Ride 133-420				132-497					
Blade	7540147	3520	6952	Deck	7540226		6551BR		
Drive	7540135		6925	Drive	7540145		6488BR		
Variable Speed	7540136		6931	132-498					
E-Z Ride 133-470; E-Z Ride 133-485				Deck				7540226	6551BR
Blade	7540151		6967	132-525					
Drive	7540127		6966	Deck	7540195		6854		
E-Z Ride 134-380				Drive				7540198	6451BR
Blade	7540138	3500	6950	132-620					
Drive	7540164	2630	6863	Belt; W/67" Belt O.C.	7540151		6967		
E-Z Ride 134-400				Belt; W/85" Belt O.C.				7540266	6775BR
Blade	7540188		6951	132-730					
Drive	7540101		6517BR	Deck; W/51" Belt O.C.	7540251		6809BR		
E-Z Ride 134-445				Deck; W/53" Belt O.C.				7540250	2530
Blade	7540178	3820	6982	Drive	7540248		6431BR		
Drive	7540185		6849	132-764					
Eight Hundred 140-669; Eight Hundred 141-669; Eight Hundred 142-669				Deck; W/51" Belt O.C.				7540251	6809BR
Gen.	7540134		7330	Deck; W/53" Belt O.C.	7540250		6853		
Trans.	7540112	3800	6980	Drive; W/37" Belt O.C.	7540255		6837		
Fifteen Hundred 142-960				Drive; W/59" Belt O.C.				7540245	6859
Gen.	7540139		7380	132-784					
P.T.O.	7540165		6834	Deck	7540246		6354		
Fifteen Hundred 142-990				Drive; W/37" Belt O.C.				7540255	6837
P.T.O.	7540165		6834	Drive; W/59" Belt O.C.	7540245		6859		
HEO648				132-796					
Blade			6854	Deck	7540198		6451BR		
HEO648-6				Drive				7540207	6842
Eng. To Deck			6854	142-810					
Traction	13487	2370	6837	Belt; W/51" Belt O.C.	7540251		6809BR		
HEO650				Belt; W/53" Belt O.C.				7540250	2530
Blade	7540147	3520	6952	142-824					
Drive	7540135		6925	Deck	7540230		6755BR		
Variable Speed	7540136		6931	Drive; W/40" Belt O.C.	7540244		6840		
HEO655				Drive; W/59" Belt O.C.				7540245	6859
Traction	4638		6830	Timing Belt	7540246		6354		
HEO660				142-990					
Blade	7540127		6966	P.T.O.	7540165		6834		
Drive	7540136		6931	142-995					
Variable Speed	7540135		6925	P.T.O.	7540234		6841		
HEO675				381-2					
Traction	4638		6830	Blade	754138	3500	6950		
HEO690				381-4					
Blade	7540218		6959	Blade	754138	3500	6950		
Drive	7540147	3520	6952	Drive	754164	2630	6863		
Variable Speed	7540136		6931	387-2; 391-2					
Lawn Flite 134-585				Blade				754138	3500
Drive; W/31" Belt O.C.	7540136		6931	391-3					
Mastercraft				Blade				754138	3500
Eng. To Deck; W/46" Deck; W/18 H.P.			6464BR	Drive	754164	2630	6863		
Eng.	7540350			397-2					
Sentar				Blade				754138	3500
Eng. To Deck; W/38" Deck; W/12.5 H.P.			6630BR	401-4					
Eng.	7540329			Blade	754188		6951		
COLUMBIA PRODUCTS				Drive				754101	6517BR
132-050				413-2					
Deck	7540246		6354	Blade	754138	3500			
Drive	7540248		6431BR	Trans.	754101		6517BR		
132-360				421-3; 421-4					
Deck	7540107		6830	Drive	754136		6931		
Drive	7540936		6847	Variable Speed	754135		6925		
132-390				436-2					
Deck	7540167		6964	Blade			6966		
				Eng. To Pulley				6925	
				Pulley To Trans.				6931	

Belts for Riding Mowers

Application	OEM No.	Standard Belts	Premium Belts
COLUMBIA PRODUCTS - Continued			
450-3; 455-3			
Blade	754178	3820	6982
Trans.	754179		6950
455-4			
Blade	754178	3820	6982
Drive	754185		6849
471-3; 477-3			
Blade	754151		6967
Trans.	754127		6966
485-4			
Drive	754136		6931
661-3			
Blade	754221		6952
Deck	754180		6510BR
Gen.	7540134		7330
Trans.	754182	3810	6981
661-4			
Blade	754182	3810	6981
Gen.	7540134		7330
667			
Drive		3800	6980
761-2			
P.T.O.	754165		6834
761-3			
Blade	754221		6952
Deck	754180		6510BR
Gen.	7540134		7330
Trans.	754182	3810	6981
761-4			
Blade	754182	3810	6981
Gen.	7540134		7330
961-2; 961-3; 961-4; 991-2; 991-3; 991-4			
P.T.O.	754165		6834
CONTINENTAL LAWN MOWER MFG., INC.			
Mark 8			
Blade		2310	6831
COOPER			
Cruiser			
Blade Drive	10876	2530	6853
Drive	R145		6838
Mower Drive	9415		6861
COTTER & CO.			
1T; 1TE; 1TEX; 1TX			
Eng. To Deck			6854
Traction	13487	2370	6837
2T; 2TE; 2TEX; 2TX			
Eng. To Deck	13560		6859
Traction	13487	2370	6837
6-1036E4; 7-1036DE4			
Blade	30421		6963
Trans.	30422		6876
812			
Blade			6854
813; 814			
Deck	17518		6960
COUNTRY CLIPPER			
110			
Blade; W/42" Deck			6896
Spindle; W/42" Deck			6983
140			
Drive			6859
160			
Blade; W/48" Deck			68107
Spindle; W/48" Deck			6983
1800; 1810			
Drive			6859

Application	OEM No.	Standard Belts	Premium Belts
COUNTRY CLIPPER - Continued			
1841KOJ-SR125			
Hydro. Drive	D3524		6899BR
Deck Drive	D3796		6901BR
1948KAJ-SR355			
Hydro. Drive	D3524		6899BR
Deck Drive	D3733		6897BR
1948KAJ-SR1000			
Hydro. Drive	D3769		6861BR
Deck Drive	D3727		6708BR
1948KAT-SR355			
Hydro. Drive	D3524		6899BR
Deck Drive	D3733		6897BR
1948KAT-SR1000			
Hydro. Drive	D3769		6861BR
Deck Drive	D3727		6708BR
1952KAJ-SR355; 1952KAT-SR355			
Hydro. Drive	D3524		6899BR
Deck Drive	D3776		6902BR
2038BSJ-SR110			
Hydro. Drive	D3754		6847BR
Deck Drive	D3727		6708BR
2042BSJ-SR110			
Hydro. Drive	D3754		6847BR
Deck Drive	D3733		6897BR
2042BSJ-SR215			
Hydro. Drive	D3524		6899BR
Deck Drive	D3727		6708BR
2048BSJ-SR215; 2048BST-SR215			
Hydro. Drive	D3524		6899BR
Deck Drive	D3775		6768BR
2048KOJ-SR1000			
Hydro. Drive	D3769		6861BR
Deck Drive	D3727		6708BR
2148KAJ-SR355			
Hydro. Drive	D3524		6899BR
Deck Drive	D3733		6897BR
2148KAJ-SR360			
Hydro. Drive	D3524		6899BR
Deck Drive	D3775		6768BR
2148KAT-SR355			
Hydro. Drive	D3524		6899BR
Deck Drive	D3733		6897BR
2148KAT-SR360			
Hydro. Drive	D3524		6899BR
Deck Drive	D3775		6768BR
2152KAJ-SR355; 2152KAJ-SR360; 2152KAT-SR355; 2152KAT-SR360			
Hydro. Drive	D3524		6899BR
Deck Drive	D3776		6902BR
2248BSJ-SR205; 2248BST-SR205			
Hydro. Drive	D3524		6899BR
Deck Drive	D3733		6897BR
2248KAJ-SR365; 2248KAJ-SR375; 2248KAT-SR365; 2248KAT-SR375			
Hydro. Drive	D3524		6899BR
Deck Drive	D3775		6768BR
2248KOJ-SR125			
Hydro. Drive	D3524		6899BR
2248KOT-SR225			
Hydro. Drive	D3524		6899BR
Deck Drive	D3775		6768BR
2252BSJ-SR205; 2252KAJ-SR365; 2252KAJ-SR375; 2252KAT-SR365; 2252KAT-SR375			
Hydro. Drive	D3524		6899BR
Deck Drive	D3776		6902BR
2348BVJ-SR355			
Hydro. Drive	D3524		6899BR
Deck Drive	D3733		6897BR

Belts for Riding Mowers

Application	OEM No.	Standard Belts	Premium Belts	Application	OEM No.	Standard Belts	Premium Belts
COUNTRY CLIPPER - Continued				COUNTRY CLIPPER - Continued			
2348KOJ8-SR1005				2552KAT8-SR1005			
Hydro. Drive	D3769		6861BR	Hydro. Drive	D3769		6861BR
Deck Drive	D3775		6768BR	Deck Drive	D3776		6902BR
2348KOJ-SR355				2552KAT8-SR1205			
Hydro. Drive	D3524		6899BR	Hydro. Drive	D3799		6896BR
Deck Drive	D3733		6897BR	Eng. To Deck	D3809		6589BR
2348KOT8-SR1005				Deck Drive	D3807		6688BR
Hydro. Drive	D3769		6861BR	2552KAT-SR1000			
Deck Drive	D3775		6768BR	Hydro. Drive	D3769		6861BR
2348KOT-SR355				Deck Drive	D3733		6897BR
Hydro. Drive	D3524		6899BR	2552KAT-SR1010			
Deck Drive	D3733		6897BR	Hydro. Drive	D3769		6861BR
2352BVJ-SR355; 2352BVT-SR355				Deck Drive	D3776		6902BR
Hydro. Drive	D3524		6899BR	2552KAT-SR1200			
Deck Drive	D3776		6902BR	Hydro. Drive	D3777		6819BR
2352KOJ8-SR1005				Eng. To Deck	D3778		6688BR
Hydro. Drive	D3769		6861BR	Deck Drive	D3635		6653BR
Deck Drive	D3776		6902BR	2560KAJ8-SR1005			
2352KOJ-SR355				Hydro. Drive	D3769		6861BR
Hydro. Drive	D3524		6899BR	Deck Drive	D3776		6902BR
Deck Drive	D3776		6902BR	2560KAJ-SR1000			
2352KOJ-SR1000				Hydro. Drive	D3769		6861BR
Hydro. Drive	D3769		6861BR	Deck Drive	D3764		6898BR
Deck Drive	D3733		6897BR	2560KAJ-SR1010; 2560KAT8-SR1005			
2352KOJ-SR1010; 2352KOJ-SR1015; 2352KOT8-SR1005				Hydro. Drive	D3769		6861BR
Hydro. Drive	D3769		6861BR	Deck Drive	D3776		6902BR
Deck Drive	D3776		6902BR	2560KAT-SR1000			
2352KOT-SR355				Hydro. Drive	D3769		6861BR
Hydro. Drive	D3524		6899BR	Deck Drive	D3764		6898BR
Deck Drive	D3776		6902BR	2560KAT-SR1010			
2352KOT-SR1000				Hydro. Drive	D3769		6861BR
Hydro. Drive	D3769		6861BR	Deck Drive	D3776		6902BR
Deck Drive	D3733		6897BR	2652KALJ8-SR1205			
2352KOT-SR1010; 2352KOT-SR1015				Hydro. Drive	D3799		6896BR
Hydro. Drive	D3769		6861BR	Eng. To Deck	D3809		6589BR
Deck Drive	D3776		6902BR	Deck Drive	D3807		6688BR
2360KOJ-SR355				2652KALJ-SR1200			
Hydro. Drive	D3524		6899BR	Hydro. Drive	D3777		6819BR
Deck Drive	D3776		6902BR	Eng. To Deck	D3778		6688BR
2360KOJ-SR1000				Deck Drive	D3635		6653BR
Hydro. Drive	D3769		6861BR	2652KALT8-SR1205			
Deck Drive	D3764		6898BR	Hydro. Drive	D3799		6896BR
2360KOT-SR355				Eng. To Deck	D3809		6589BR
Hydro. Drive	D3524		6899BR	Deck Drive	D3807		6688BR
Deck Drive	D3776		6902BR	2652KALT-SR1200			
2448BST-SR215				Hydro. Drive	D3777		6819BR
Hydro. Drive	D3524		6899BR	Eng. To Deck	D3778		6688BR
Deck Drive	D3775		6768BR	Deck Drive	D3635		6653BR
2452KOJ-SR215; 2452KOT-SR215				2652TKAJ-SR1015; 2652TKAT-SR1015; 2660KAJ-SR1015			
Hydro. Drive	D3524		6899BR	Hydro. Drive	D3769		6861BR
Deck Drive	D3776		6902BR	Deck Drive	D3776		6902BR
2552KAJ8-SR1005				2660KALJ8-SR1205			
Hydro. Drive	D3769		6861BR	Hydro. Drive	D3799		6896BR
Deck Drive	D3776		6902BR	Eng. To Deck	D3796		6901BR
2552KAJ8-SR1205				Deck Drive	D3796		6901BR
Hydro. Drive	D3799		6896BR	2660KALJ-SR1200			
Eng. To Deck	D3809		6589BR	Hydro. Drive	D3777		6819BR
Deck Drive	D3807		6688BR	Eng. To Deck	D3778		6688BR
2552KAJ-SR1000				Deck Drive	D3389		6900BR
Hydro. Drive	D3769		6861BR	2660KALJ-SR1210; 2660KALJ-SR1210L			
Deck Drive	D3733		6897BR	Hydro. Drive	D3799		6896BR
2552KAJ-SR1010				Eng. To Deck	D3809		6589BR
Hydro. Drive	D3769		6861BR	Deck Drive	D3796		6901BR
Deck Drive	D3776		6902BR	2660KALT8-SR1205			
2552KAJ-SR1200				Hydro. Drive	D3799		6896BR
Hydro. Drive	D3777		6819BR	Eng. To Deck	D3796		6901BR
Eng. To Deck	D3778		6688BR	Deck Drive	D3796		6901BR
Deck Drive	D3635		6653BR	2660KALT-SR1200			
				Hydro. Drive	D3777		6819BR
				Eng. To Deck	D3778		6688BR

Belts for Riding Mowers

Application	OEM No.	Standard Belts	Premium Belts
COUNTRY CLIPPER - Continued			
2660KALT-SR1200 - Continued			
Deck Drive	D3389		6900BR
2660KALT-SR1210			
Hydro. Drive	D3799	6896BR	
Eng. To Deck	D3809	6589BR	
Deck Drive	D3796	6901BR	
2660KAT-SR1015			
Hydro. Drive	D3769	6861BR	
Deck Drive	D3776	6902BR	
2672KALJ8-SR1205			
Hydro. Drive	D3799	6896BR	
Eng. To Deck	D3796	6901BR	
Deck Drive	D3797	6744BR	
2672KALJ-SR1200			
Hydro. Drive	D3777	6819BR	
Eng. To Deck	D3778	6688BR	
2672KALT8-SR1205			
Hydro. Drive	D3799	6896BR	
Eng. To Deck	D3796	6901BR	
Deck Drive	D3797	6744BR	
2672KALT-SR1200			
Hydro. Drive	D3777	6819BR	
Eng. To Deck	D3778	6688BR	
2748KOJ-SR225; 2748KOJ-SR360; 2748KOJ-SR365			
Hydro. Drive	D3524	6899BR	
Deck Drive	D3775	6768BR	
2748KOJ-SR375			
Hydro. Drive	D3524	6899BR	
Deck Drive	D3776	6902BR	
2748KOT-SR225; 2748KOT-SR360			
Hydro. Drive	D3524	6899BR	
Deck Drive	D3775	6768BR	
2752KOJ-SR225; 2752KOJ-SR360; 2752KOJ-SR365; 2752KOJ-SR375; 2752KOJL-SR360; 2752KOJL-SR365; 2752KOJL-SR375; 2752KOT-SR225; 2752KOT-SR360; 2752KOT-SR365			
Hydro. Drive	D3524	6899BR	
Deck Drive	D3776	6902BR	
2752KOT-SR375			
Hydro. Drive	D3524	6899BR	
Deck Drive	D3776	6902BR	
2760KOJ8-SR1005			
Hydro. Drive	D3769	6861BR	
Deck Drive	D3776	6902BR	
2760KOJ8-SR1205			
Hydro. Drive	D3799	6896BR	
Eng. To Deck	D3796	6901BR	
Deck Drive	D3796	6901BR	
2760KOJ-SR360; 2760KOJ-SR365; 2760KOJ-SR375			
Hydro. Drive	D3524	6899BR	
Deck Drive	D3776	6902BR	
2760KOJ-SR1000			
Hydro. Drive	D3769	6861BR	
Deck Drive	D3764	6898BR	
2760KOJ-SR1010; 2760KOJ-SR1015; 2760KOJ-SR1025			
Hydro. Drive	D3769	6861BR	
Deck Drive	D3776	6902BR	
2760KOJ-SR1200			
Hydro. Drive	D3777	6819BR	
Eng. To Deck	D3778	6688BR	
Deck Drive	D3389	6900BR	
2760KOJ-SR1210; 2760KOJ-SR1210L; 2760KOJ-SR1220; 2760KOJ-SR1220L			
Hydro. Drive	D3799	6896BR	
Eng. To Deck	D3809	6589BR	
Deck Drive	D3796	6901BR	

Application	OEM No.	Standard Belts	Premium Belts
COUNTRY CLIPPER - Continued			
2760KOT8-SR1005			
Hydro. Drive	D3769		6861BR
Deck Drive	D3776		6902BR
2760KOT-SR360; 2760KOT-SR365; 2760KOT-SR375			
Hydro. Drive	D3524	6899BR	
Deck Drive	D3776	6902BR	
2760KOT-SR1000			
Hydro. Drive	D3769	6861BR	
Deck Drive	D3764	6898BR	
2760KOT-SR1010; 2760KOT-SR1015; 2760KOT-SR1025			
Hydro. Drive	D3769	6861BR	
Deck Drive	D3776	6902BR	
2760KOT-SR1200			
Hydro. Drive	D3777	6819BR	
Eng. To Deck	D3778	6688BR	
Deck Drive	D3389	6900BR	
2760KOT-SR1210; 2760KOT-SR1220			
Hydro. Drive	D3799	6896BR	
Eng. To Deck	D3809	6589BR	
Deck Drive	D3796	6901BR	
2852KOJ8-SR1205; 2852KOT8-SR1205			
Hydro. Drive	D3799	6896BR	
Eng. To Deck	D3809	6589BR	
Deck Drive	D3807	6688BR	
2860KOJ8-SR1205; 2860KOT8-SR1205			
Hydro. Drive	D3799	6896BR	
Eng. To Deck	D3796	6901BR	
Deck Drive	D3796	6901BR	
2872KOJ8-SR1205; 2872KOT8-SR1205			
Hydro. Drive	D3799	6896BR	
Eng. To Deck	D3796	6901BR	
Deck Drive	D3797	6744BR	
3060KOJ8-SR1005			
Hydro. Drive	D3769	6861BR	
Deck Drive	D3776	6902BR	
3060KOJ-SR1200			
Hydro. Drive	D3777	6819BR	
Eng. To Deck	D3778	6688BR	
Deck Drive	D3389	6900BR	
3060KOT8-SR1005			
Hydro. Drive	D3769	6861BR	
Deck Drive	D3776	6902BR	
3060KOT-SR1200			
Hydro. Drive	D3777	6819BR	
Eng. To Deck	D3778	6688BR	
Deck Drive	D3389	6900BR	
3072KOJ-SR1200; 3072KOT-SR1200			
Hydro. Drive	D3777	6819BR	
Eng. To Deck	D3778	6688BR	
3160KAJ8-SR1205; 3160KAT8-SR1205			
Hydro. Drive	D3799	6896BR	
Eng. To Deck	D3796	6901BR	
Deck Drive	D3796	6901BR	
3172KAJ8-SR1205; 3172KAT8-SR1205			
Hydro. Drive	D3799	6896BR	
Eng. To Deck	D3796	6901BR	
Deck Drive	D3797	6744BR	
3560KAJ-SR1220; 3560KAJ-SR1220L; 3560KAT-SR1220			
Hydro. Drive	D3799	6896BR	
Eng. To Deck	D3809	6589BR	
Deck Drive	D3796	6901BR	
3572KAJ-SR1220; 3572KAJ-SR1220L; 3572KAT-SR1220; 3572KAT-SR1220L			
Hydro. Drive	D3799	6896BR	
Eng. To Deck	D3796	6901BR	
Deck Drive	D3797	6744BR	
3760KADJ-SR1210; 3760KADT-SR1220			
Hydro. Drive	D3799	6896BR	

Belts for Riding Mowers

Application	OEM No.	Standard Belts	Premium Belts	Application	OEM No.	Standard Belts	Premium Belts
COUNTRY CLIPPER - Continued				CUB CADET - Continued			
3760KADJ-SR1210; 3760KADT-SR1220 - Continued				44" Deck - Continued			
Eng. To Deck	D3809		6589BR	Drive	7543003		6614BR
Deck Drive	D3796		6901BR	70; 71			
3760KAJ8-SR1205				Starter/Gen.	376230R1		3VX315
Hydro. Drive	D3799		6896BR	76			
Eng. To Deck	D3796		6901BR	Clutch	549821R1		6831
Deck Drive	D3796		6901BR	Drive	549822R1		6868
3760KAJ-SR1210				81			
Hydro. Drive	D3799		6896BR	Drive	549822R1		6868
Eng. To Deck	D3809		6589BR	87			
Deck Drive	D3796		6901BR	Deck	7540184		6852
3760KAT8-SR1205				100; 102			
Hydro. Drive	D3799		6896BR	Starter/Gen.	376230R1		3VX315
Eng. To Deck	D3796		6901BR	111			
Deck Drive	D3796		6901BR	Drive	549822R1		6868
3760KAT-SR1210				122; 123			
Hydro. Drive	D3799		6896BR	Starter/Gen.	376230R1		3VX315
Eng. To Deck	D3809		6589BR	111			
Deck Drive	D3796		6901BR	Drive	549822R1		6868
3772KADJ-SR1210; 3772KADT-SR1220;				122; 123			
3772KADT-SR1210; 3772KADT-SR1210L;				Starter/Gen.	376230R1		3VX315
3772KAJ8-SR1205; 3772KAJ-SR1210;				111			
3772KAJ-SR1210L; 3772KAT8-SR1205				Drive	549822R1		6868
Hydro. Drive	D3799		6896BR	122; 123			
Eng. To Deck	D3796		6901BR	Starter/Gen.	376230R1		3VX315
Deck Drive	D3797		6744BR	150			
15538BSJ-SR100; 15538BSJ-SR105; 18538BSJ-SR105				Eng. To Trans.	7543024		6524BR
Hydro. Drive	D3754		6847BR	Primary	1000157		6829
Deck Drive	D3727		6708BR	182			
18542BSJ-SR105				Deck	7543006		6714BR
Hydro. Drive	D3754		6847BR	Drive	549822R1		6868
Deck Drive	D3733		6897BR	234; 275			
18542BSJ-SR205				Fan & Alt.	MD041704		7380
Hydro. Drive	D3524		6899BR	282			
Deck Drive	D3727		6708BR	Belt; W/59" Belt O.C.	7543007		6859
18542BXJ-SR100				284 Diesel			
Hydro. Drive	D3754		6847BR	Fan & Alt.	197810984		▲9390HD
Deck Drive	D3733		6897BR	331			
18548BSJ-SR205				Blade; W/38" Deck	7543036		6847BR
Hydro. Drive	D3524		6899BR	382			
Deck Drive	D3733		6897BR	Drive	549822R1		6868
25552KAJ-SR1025; 25552KAT-SR1025;				Belt; W/86" Belt O.C.	7543018		6886
25552KAJ-SR1025; 25552KAT-SR1025;				Belt; W/93" Belt O.C.	7543006		6714BR
25560KAJ-SR1025				383			
Hydro. Drive	D3769		6861BR	Deck	7543006		6714BR
Deck Drive	D3776		6902BR	Drive	549822R1		6868
25560KAJ-SR1220; 25560KAJ-SR1220L				445			
Hydro. Drive	D3799		6896BR	Blade	7540178	3820	6982
Eng. To Deck	D3809		6589BR	Trans.	7540179		6950
Deck Drive	D3796		6901BR	482			
25560KAT-SR1025				Deck	7543003		6614BR
Hydro. Drive	D3769		6861BR	Spindle	7543002		6872
Deck Drive	D3776		6902BR	Trans.	7543001		6757BR
25560KAT-SR1220				526			
Hydro. Drive	D3799		6896BR	Deck	7540264		6639BR
Eng. To Deck	D3809		6589BR	Trans. - Lower; W/38" Belt O.C.	7540240		6511BR
Deck Drive	D3796		6901BR	Trans. - Upper; W/35" Belt O.C.	7540241		6494BR
25560KAT-SR1220				583			
Hydro. Drive	D3799		6896BR	Deck	7543003		6614BR
Eng. To Deck	D3809		6589BR	Spindle	7543002		6872
Deck Drive	D3796		6901BR	Trans.	7543001		6757BR
CRUSADER				802			
C340				Deck	7540264		6639BR
Blade	7540935		6831	Trans. - Lower; W/38" Belt O.C.	7540240		6511BR
Transaxle	7540936		6847	Trans. - Upper; W/35" Belt O.C.	7540241		6494BR
C380; C390				804			
Blade	7540935		6831	Deck	7540347		6847BR
Transaxle	7540111		6845	Drive - Eng. To Trans.	7540290		6847
CUB CADET				Trans. - Lower; W/38" Belt O.C.	7540240		6511BR
44" Deck				Trans. - Upper; W/35" Belt O.C.	7540241		6494BR
Deck	7543004		6774BR	805			
				Eng. To Deck; W/30" Deck	7540264		6639BR
				Eng. To Deck; W/32" Deck	7540277		6871
				Trans.	7543024		6524BR
				830			
				Deck	7540264		6639BR
				Trans. - Lower; W/38" Belt O.C.	7540240		6511BR

▲ Standard Belt May Also Be Available.

Belts for Riding Mowers

Application	OEM No.	Standard Belts	Premium Belts	Application	OEM No.	Standard Belts	Premium Belts
CUB CADET - Continued				CUB CADET - Continued			
830 - Continued				1529 - Continued			
Trans. - Upper; W/35" Belt O.C.	7540241		6494BR	Drive	7540640		6681BR
1002				1535; 1541			
Belt; W/32" Deck	7540290		6847	Drive; W/38" Deck	7543026		6860
Eng. To Deck	7540347		6847BR	1572			
Eng. To J.S.	7540241		6494BR	Fan	7543022		6727
Eng. To Trans.	7540240		6511BR	W.P. & Alt.	1584197010		7320
1015				1605			
Trans.	7543035		6890	Eng. To Trans.	7543024		6524BR
1020				1610			
Eng. To Trans.	7543037		6880	Eng. To Deck; W/44" Deck	7543027		6886
1050				Trans.	7543025		6774BR
Drive; W/38" Deck	7543026		6860	1615			
1100				Eng. To Trans.	7543024		6524BR
Trans.	126496C1		6833	1620			
1105				Trans.	7543025		6774BR
Eng. To Trans.	7543024		6524BR	1641			
1106				Deck	7543039		6651BR
Deck; 1987; W/73" Belt O.C.	7540344		6873	1715			
Deck; 1989-1988; W/53" Belt O.C.	7540348		6853	Eng. To Trans.	7543024		6524BR
Drive - Eng. To Trans.	7540351		6799BR	1720			
Eng. To J.S.; W/35" Belt O.C.	7540241		6494BR	Eng. To Trans.	7543037		6880
Eng. To J.S.; W/41" Belt O.C.	7540201		6841	1772			
J.S. To Trans.	7540240		6511BR	Fan	7543022		6727
Trans.	7540241		6494BR	W.P. & Alt.	1584197010		7320
1110				1806			
Trans.	7543025		6774BR	Drive; W/38" Deck	7543026		6860
1136				Eng. To Deck	7543003		6614BR
Deck	7540250	2530	6853	1810; 1811			
Trans. - Lower; W/38" Belt O.C.	7540240		6511BR	Drive; W/38" Deck	7543026		6860
Trans. - Upper; W/35" Belt O.C.	7540241		6494BR	Drive; W/44" Deck	7543004		6774BR
1204				Mower Drive; W/89" Belt O.C.	7543003		6614BR
Drive; W/38" Deck	7543026		6860	1812			
Eng. To Deck	7543003		6614BR	Drive; W/38" Deck	7543026		6860
1208				Eng. To Deck	7543003		6614BR
Eng. To Deck	7540351		6799BR	1860; 1862			
Eng. To J.S.	7540241		6494BR	Drive; W/38" Deck	7543026		6860
J.S. To Trans.	7540240		6511BR	1863; 1864			
1210; 1211				P.T.O.	7543001		6757BR
Drive; W/38" Deck	7543026		6860	1872			
Eng. To Deck	7543003		6614BR	Mower Drive	7543006		6714BR
1215				2072			
Eng. To Trans.	7543024		6524BR	Eng. To Deck	7543023		6994
1220				2130; 2135; 2140; 2150			
Eng. To Trans.	7543037		6880	Spindle	7543055A		6615BR
Trans.	7543025		6774BR	AGS 2130			
Primary	1000157		6829	Deck	7543029		6620BR
1280				AGS 2160			
Hydro. Pump			6933	Deck	7543039		6651BR
1315				Cub Lo Boy 154; Cub Lo Boy 184; Cub Lo Boy 185			
Trans.	7543035		6890	Fan & Gen.	527621R1		7480
1320				Enforcer 44			
Deck	7543036		6847BR	P.T.O.	01009787		6815BR
Eng. To Deck	7543038		6799BR	Deck Drive	02000103		6558BR
Eng. To Trans.	7543037		6880	Enforcer 48			
1340				P.T.O.	01009787		6815BR
Drive; W/38" Deck	7543026		6860	Deck Drive	02000154		6798BR
1415				Enforcer 54			
Deck; W/59" Belt O.C.	7543029		6620BR	P.T.O.	01005011		6812BR
Deck; W/63" Belt O.C.	7543036		6847BR	Deck Drive	02000653		6711BR
Eng. To Trans.	7543024		6524BR	FMZ 50			
1420				Trans.	75404189		6525BR
Eng. To Trans.	7543037		6880	GT1222			
1440				Drive	7540349		6637BR
Deck	7543050		6866	Deck Drive	75404033		6715BR
1515; 1517; 1525; 1527				GT1554			
Drive	7540640		6681BR	Eng. To Trans.	7540349		6637BR
1529							
Mower Deck; W/46" Deck	7540640		6681BR				

Belts for Riding Mowers

Application	OEM No.	Standard Belts	Premium Belts	Application	OEM No.	Standard Belts	Premium Belts
CUB CADET - Continued				CUB CADET - Continued			
GT1554 - Continued				LGT1054			
Blade Drive; W/54" Deck	7540642		6779BR	Drive	95404207		6879
GT2000				Deck Drive	9540642		6779BR
P.T.O.	95404055	6650BR		LGTX1050			
Deck Drive; W/42" Deck	9540645A	6448BR		Drive	95404207		6879
Deck Drive; W/50" Deck	95404137A	6684BR		Deck Drive	95404077		6778BR
Deck Drive; W/54" Deck	95404137A	6684BR		LGTX1054			
GT2100				Drive	95404207		6879
P.T.O.	95404055	6650BR		Deck Drive	9540642		6779BR
Deck Drive; W/42" Deck	9540645A	6448BR		LT1018			
Deck Drive; W/48" Deck	95404045	6663BR		Eng. To Trans.	7540640		6681BR
Deck Drive; W/50" Deck	95404137A	6684BR		Deck	7540498		6448BR
Deck Drive; W/54" Fabricated Deck	95404118	6777BR		LT1022			
Deck Drive; W/54" Stamped Deck	95404137A	6684BR		Eng. To Trans.	7540640		6681BR
GT2186-44				Deck Drive	75404033		6715BR
P.T.O.	75404041	6650BR		LT1024			
Deck Drive	7543039	6651BR		Eng. To Trans.	7540640		6681BR
GT2186-48; GT2521-48				Deck Drive	75404048		6946BR
P.T.O.	75404041	6650BR		LT1040			
Deck Drive	7543041	6821BR		Drive - Upper	7540468		6556BR
GT2523-54				Drive - Lower	7540467		6606BR
P.T.O.	75404047	6684BR		Deck Drive	75404045		6663BR
Deck Drive	75404055	6650BR		LT1042			
GT2542				Drive; 2007 & Older	7540461		6519BR
P.T.O.	75404041	6650BR		Drive; 2008 & Newer	75404165		6519BR
Deck Drive	7543073	6451BR		Deck Drive; 2008 & Newer	75404045		6663BR
GT2544				Deck Drive; 2007 & Older	75404060B		6776BR
P.T.O.	75404041	6650BR		LT1045; LT1046			
Deck Drive	7543039	6651BR		Drive; 2007 & Older	7540461		6519BR
GT2550; GT2554				Drive; 2008 & Newer	75404165		6519BR
P.T.O.	75404055	6650BR		Deck Drive; Ser. No. 1A257H & Before	75404118		6777BR
Deck Drive	75404047	6684BR		Deck Drive; Ser. No. 1A267H & After	75404153		6777BR
GT3100; GT3200				LT1050			
P.T.O.	7543084	6545BR		Drive; 2007 & Older	7540461		6519BR
Deck Drive; W/44" Deck	7543098	A106		Drive; 2008 & Newer	75404165		6519BR
Deck Drive; W/54" Deck	7540197	6604BR		Deck Drive; 2007 & Older	75404077		6778BR
GTX1054				LT2042			
Trans.	95404244A	6877		P.T.O.	75404041		6650BR
GTX2000				Spindle	7543073		6451BR
P.T.O.	95404055	6650BR		LT2138			
Deck Drive; W/42" Deck	9540645A	6448BR		P.T.O.	75404041		6650BR
Deck Drive; W/50" Deck	95404137A	6684BR		Spindle	7543029		6620BR
Deck Drive; W/54" Deck	95404137A	6684BR		LT2180			
GTX2100				P.T.O.	75404041		6650BR
P.T.O.	95404055	6650BR		Spindle	7543073		6451BR
Deck Drive; W/42" Deck	9540645A	6448BR		LTX1040			
Deck Drive; W/48" Deck	95404045	6663BR		Drive - Upper	75404208		6941
Deck Drive; W/50" Deck	95404137A	6684BR		Drive - Lower	7540467		6606BR
Deck Drive; W/54" Fabricated Deck	95404118	6777BR		P.T.O.; 2009 & Older	7540266A		6775BR
Deck Drive; W/54" Stamped Deck	95404137A	6684BR		Deck Drive; 2010 & Newer	95404060B		6776BR
GTX2154LE				LTX1042			
P.T.O.	95404055	6650BR		Drive	75404207		6879
Deck Drive	95404118	6777BR		P.T.O.; 2009 & Older	7540266A		6775BR
HDS 2135				Deck Drive; 2010 & Newer	95404060B		6776BR
Deck	7543029	6620BR		LTX1042 KW			
Primary	1000157	6829		Drive; W/Hydro Gear Trans.	95404207		6879
i1046				Drive; W/Tuff-Torq Trans.	95404297		6518BR
Hydro.	75404134	6463BR		Deck Drive	95404060B		6776BR
Deck Drive	75404153	6777BR		LTX1045; LTX1046			
i1050				Drive	75404207		6879
Hydro.	75404134	6463BR		Deck Drive	75404219		6651BR
Deck Drive	75404077	6778BR		LTX1046KW			
L48				Drive; W/Hydro. Drive	95404207		6879
Trans.	01007015	6809BR		Drive; W/Gear Drive	95404297		6518BR
P.T.O.	01005378	6814BR		Deck Drive	95404219		6651BR
Deck Drive	01005374	6810BR		LTX1046M			
L60				Drive	95404207		6879
Trans.	01007015	6809BR		Deck Drive	95404219		6651BR
P.T.O.	00068079	6816BR		LTX1046VT			
Deck Drive	01005376	6777BR		Drive	75404207		6879
				Deck Drive	75404219		6651BR

Belts for Riding Mowers

Application	OEM No.	Standard Belts	Premium Belts
CUB CADET - Continued			
LTX1050			
Drive	75404207		6879
LTX1050KH			
Drive	95404207		6879
LTX1050KW			
Drive; W/Hydro. Drive	95404207		6879
Drive; W/Gear Drive	95404297		6518BR
LTX1050VT			
Drive	75404207		6879
M48-HN			
Trans.	01007015		6809BR
P.T.O.	01005011		6812BR
Deck Drive	01005374		6810BR
M48-KW			
Trans.	02000068		6685BR
P.T.O.	01005011		6812BR
Deck Drive	01005374		6810BR
M48-KWS			
Trans.	02000068		6685BR
P.T.O.	01005011		6812BR
Deck Drive	01000399		6781BR
M50-KHS			
Trans.	00023887	A46	
P.T.O.	01005011		6812BR
Deck Drive	02000653		6711BR
M54-HN			
Trans.	01007015		6809BR
P.T.O.	01005378		6814BR
Deck Drive	01005375		6684BR
M54-KH			
Trans.	75404212		6685BR
P.T.O.	01005377		6704BR
Blade Drive	01005375		6684BR
M54-KW			
Trans.	02000068		6685BR
P.T.O.	01005011		6812BR
Deck Drive	01005375		6684BR
M60-CAT			
P.T.O.	01009583		6767BR
Deck Drive	01005376		6777BR
M60-KH			
Trans.	02000068		6685BR
P.T.O.	01005377		6704BR
Deck Drive	01005376		6777BR
M60-KW			
Trans.	02000068		6685BR
P.T.O.	01005378		6814BR
Deck Drive	01005376		6777BR
M60-KW LC			
P.T.O.	01009583		6767BR
Deck Drive	01005376		6777BR
M72-CAT			
P.T.O.	02000611		6719BR
Deck Drive	01007937		6817BR
M72-GN33			
Trans.	02000068		6685BR
P.T.O.	01005378		6814BR
Deck Drive	01005375		6684BR
M72-KW			
Trans.	01007015		6809BR
Deck Drive	01007937		6817BR
M72-KW LC			
P.T.O.	02000611		6719BR
Deck Drive	01007937		6817BR
Recon 48			
Trans.	02000068		6685BR
P.T.O.	01005378		6814BR
Deck Drive	01005374		6810BR
Recon 60			
Trans.	02000068		6685BR

Application	OEM No.	Standard Belts	Premium Belts
CUB CADET - Continued			
Recon 60 - Continued			
P.T.O.	00068079		6816BR
Deck Drive	01005376		6777BR
RZT 42			
Trans.	75404043A	2580	
Deck Drive	75404137A		6684BR
RZT 50			
Trans.	75404043A	2580	
Deck Drive	75404044A		6842BR
RZT 50KH; RZT 50KW			
Trans.	95404043A	2580	
Deck Drive	95404044A		6842BR
RZT 54			
Trans.	75404043A	2580	
Deck Drive	75404138A		6783BR
RZT 54KH; RZT 54KW			
Trans.	95404043A	2580	
Deck Drive	95404138A		6783BR
RZT S 42			
Trans.	95404317		6448BR
Deck Drive	95404137A		6684BR
RZT S 46; RZT S 50			
Trans.	95404317		6448BR
S 6031			
P.T.O.	00068079		6816BR
Deck Drive	01005376		6777BR
S 6032			
Hydro. Drive	95404267		6820BR
Blade Drive	01005376		6777BR
S 7232			
Hydro. Drive	95404267		6820BR
Blade Drive	01007937		6817BR
S 7237			
Deck Drive	01007937		6817BR
SLT1550			
Trans.; 2007 & Older	7540461		6519BR
Deck Drive; 2007 & Older	75404077		6778BR
Trans.; 2008 & Newer	75404165		6519BR
SLT1554			
Trans.; 2007 & Older	7540461		6519BR
Blade Drive; W/54" Deck	7540642		6779BR
Trans.; 2008 & Newer	75404165		6519BR
SLTX1050			
Drive	75404207		6879
Deck Drive; 2010 & Newer	95404077		6778BR
SLTX1054			
Drive	75404207		6879
Deck Drive	7540642		6779BR
TANK LZ 60 KH; TANK LZ 60 KW; TANK SZ 60			
P.T.O.	75404296		6721BR
Z54			
Eng.	7543083		6801BR
Z54L			
Eng.; W/165" Belt O.C.	7543083		6801BR
Z-Force 44			
Hydro.	01008349		6755BR
P.T.O.	00050441		6573BR
Deck Drive	02000103		6558BR
Z-Force 48			
Hydro.	01008349		6755BR
P.T.O.	01009787		6815BR
Deck Drive	02000154		6798BR
Z-Force 50			
Hydro.	01008349		6755BR
P.T.O.	01005011		6812BR
Deck Drive	02000653		6711BR
Z-Force 54			
P.T.O.	01005012		6866BR
Blade Drive	02000653		6711BR

Belts for Riding Mowers

Lawn & Garden Equipment

Application	OEM No.	Standard Belts	Premium Belts	Application	OEM No.	Standard Belts	Premium Belts
CUB CADET - Continued				DEINES - Continued			
Z-Force 60				1648			
Hydro	01008349		6755BR	Blade			6898
P.T.O.	01005012		6866BR	Drive	400182		6868
Deck Drive	01004752		6777BR	Trans.	100157		6837
Z-Force S 46				1648T			
Trans.	95404250		6863	Blade			6898
Deck Drive	95404153A		6777BR	Drive	400288		6866
Z-Force S 48				Trans.	100293		6839
Trans.	95404250		6863	1660			
Deck Drive	95404044A		6842BR	Blade	400181		A136
Z-Force S 48 Commercial				Drive	300137		6865
Deck Drive	95404044A		6842BR	Trans.	100157		6837
Z-Force S 48 LP				1840T			
Trans.	95404250		6863	Drive	400248		6864
Deck Drive	95404044A		6842BR	Trans.	100293		6839
Z-Force S 54				1848T			
Trans.	95404250		6863	Blade			6898
P.T.O.	95404262		6704BR	Drive	400288		6866
Blade Drive	95404137A		6684BR	Trans.	100293		6839
Z-Force S 60				1850T			
Trans.	95404250		6863	Deck; W/102" Belt O.C.			A100
P.T.O.	95404262		6704BR	Deck; W/139" Belt O.C.			B136
Blade Drive	01005376		6777BR	Eng. To Gear Box			6867
Z-Force S 60 Commercial				Trans.			6840
P.T.O.	95404262		6704BR	1860T			
Blade Drive	01005376		6777BR	Blade	400181		A136
Z-Force S 60 LP				Drive	300254		6862
Trans.	95404250		6863	Trans.	100293		6839
P.T.O.	95404262		6704BR	D148			
Blade Drive	01005376		6777BR	Blade	400122		6894
Z-Wing 48				Drive	300137		6865
Deck Drive	02000154		6798BR	Trans.	100157		6837
ZTT42				D160			
Hydro	75404134		6463BR	Blade	300255		A128
P.T.O.	75404185		6709BR	Drive	300254		6862
ZTT46				Trans.	100157		6837
Hydro	75404134		6463BR	DVC8			
Deck Drive	75404153		6777BR	Vacuum Attachment	200235		6821
ZTT50				DVC11			
Hydro	75404134		6463BR	Vacuum Attachment	400123		6840
Deck Drive	75404077		6778BR	DVC40			
CUSHMAN				Vacuum Attachment	400650		6831
222				DVC50			
Eng. To Trans.; W/2-Cyl. Eng.	622725	2285		Vacuum Attachment	200519		6835
DAVIS				Magnum 1800			
856; 857; 858				Hydro	100293		6839
Eng. To Blade	13560		6859	Magnum 2000			
Traction	13487	2370		Belt; W/60" Deck	400945		6868
DEINES				Belt; W/72" Deck	400923		6876
212-40				Blade	400288		6866
Drive	300254		6862	Hydro	100293		6839
Trans.	100157		6837	Marty D-1440-3			
1140				Traction; W/34" Belt O.C.			6834
Blade	400810		B100	Marty J			
Drive; W/11, 13 H.P. Eng.	400898		6860	Trans.	100293		6839
Hydro.; W/60" Belt O.C.; 1987 & Older	400898		6860	DILLE & MCGUIRE			
Hydro.; W/62" Belt O.C.	300254		6862	2842			
1240				Trans.	100293		6839
Drive	300137		6865	2843; 2844; 2855			
Trans.	100157		6837	Belt; W/25" Deck	8672B		6825
1440				Belt; W/31" Belt O.C.	9407B		6831
Deck	400180		6898	AO2260; KKTR424A; KKTR426A; KKTR426AE			
Drive	300137		6865	Blade	BE103	3280	
Trans.	100157		6837	Trans.	BE104	3580	6958
1640T				R324			
Drive	400248		6864	Trans.	BE104	3580	6958
Trans.	100293		6839	R414; R424			
				Belt; W/25" Belt O.C.	8672B		6825
				Belt; W/31" Belt O.C.	9407B		6831

Belts for Riding Mowers

Application	OEM No.	Standard Belts	Premium Belts
DILLE & MCGUIRE - Continued			
R525			
Belt; W/25" Belt O.C.	8672B		6825
Belt; W/29" Belt O.C.	8671B		6829
TJ426			
Belt; W/29" Belt O.C.	8671B		6829
TR321			
Lower Drive	BE106	1210	6721
Upper Drive	BE105	3460	6946
TR324; TR324A			
Lower Drive	BE107	1260	6726
Upper Drive	BE108	3430	6943
TR424; TR424A; TR426A; TR426AE; TR426BD; TR426BE; TR426C			
Blade	BE103	3280	
Trans.	BE104	3580	6958
TRA321; TRB321			
Lower Drive	BE106	1210	6721
Upper Drive	BE105	3460	6946
DIXIE CHOPPER			
3066LP			
Deck Drive	2006B144R		6787BR
3074LP			
Eng. To Deck; 2010 & Older	2006B99W		6857BR
Deck Drive	2006B162R		6853BR
3566D			
Eng. To J.S.	2006B41R		6852BR
Deck Drive	2006B144R		6787BR
3574D			
Deck Drive	2006B162R		6853BR
3666D			
Eng. To J.S.; 2010 & Older	2006B41R		6852BR
Deck Drive	2006B144R		6787BR
3674D			
Deck Drive	2006B162R		6853BR
5018			
Blade	30202		6979
Deck	30203		6584BR
Trans.	20256		6514BR
Classic 2550; Classic 2750; Classic 2750HP			
Eng. To Trans.; 2010 & Older	2006B41R		6852BR
Deck Drive	2006B112R		6665BR
Classic 2750T; Classic 2750W			
Deck Drive	2006B112R		6665BR
Classic 2760; Classic 3060HP; Classic 3360HP			
Eng. To Trans.; 2010 & Older	2006B41R		6852BR
Deck Drive	2006B130R		6646BR
Classic 3372HP			
Eng. To Trans.; 2010 & Older	2006B41R		6852BR
CNG66			
Deck Drive	2006B144R		6787BR
Deck			
Deck; W/42" Deck	63203		6582BR
Deck; W/50" Deck	30203		6584BR
Deck Spindle			
Belt; W/42" Deck		6891	
Belt; W/50" Deck		B103	
Belt; W/60" Deck		B128	
Belt; W/72" Deck		B162	
Eco-Eagle			
Deck Drive	2006B144R		6787BR
Engine-Deck			
Eng. To Deck; W/42" Deck	B80		6983
Eng. To Deck; W/50" Deck	30204		6515BR
Eng. To Deck; W/60" Deck	65080		6676BR
Eng. To Deck; W/72" Deck			6984
Engine-Transmission			
Eng. To Trans.	63204		6677BR

Application	OEM No.	Standard Belts	Premium Belts
DIXIE CHOPPER - Continued			
Flatlander			
Eng. To Deck; W/60" Deck	65080		6676BR
Iron Eagle 2350; Iron Eagle 2550			
Deck Drive	2006B112R		6665BR
LP3000-60			
Deck Drive	2006B130R		6646BR
LT2700-60D			
Eng. To Deck; W/60" Deck	9907B130		6646BR
LX2001-42			
Eng. To Trans.	9907B41		6852BR
Eng. To Deck	68081		6754BR
Deck Drive	63203		6582BR
Magnum 2250; Magnum 2750; Silver Eagle 2550; Silver Eagle 2750			
Deck Drive	2006B112R		6665BR
Silver Eagle 2760HP			
Deck Drive	2006B130R		6646BR
SP2800-60 EFI			
Eng. To Deck; W/60" Deck	9907B130		6646BR
X1701-50			
Eng. To Trans.	9907B41		6852BR
Deck Drive	9907B112		6665BR
X2001-60; X2503-60			
Eng. To Deck; W/60" Deck	9907B130		6646BR
Xcaliber 3366			
Deck Drive	2006B144R		6787BR
Xcaliber 3374; Xcaliber 4074			
Eng. To Deck; 2010 & Older	2006B99W		6857BR
Deck Drive	2006B162R		6853BR
XF2500-60			
Eng. To Trans.	9907B41		6852BR
Eng. To Deck	9907B85		6753BR
Deck Drive	9907B130		6646BR
XF2600-60 EFI; XG2703-60; XK2503-60; XT3000-60; XT3200-60; XW2000-60; XW2002-60; XW2300-60; XW2400-60; XW2500-60			
Eng. To Deck; W/60" Deck	9907B130		6646BR
XW2503-60; XWD2600-60; XWF2700-60; XWK2303-60; XWK2501-60			
Eng. To Deck; W/60" Deck	9907B130		6646BR
XXW4000-72			
Clutch	20256		6514BR
Eng. To Deck	68082		6702BR
Deck Drive	68162		6853BR
Zee 3 - 2650			
Deck Drive	2006B112R		6665BR
DIXON			
Black Bear 44			
Deck Drive	539118156		6759BR
D21KH46			
Drive	532130969		6757BR
Deck Drive	532405143		6821BR
D22KH46			
Hydro. Drive	532130969		6757BR
Deck Drive	532405143		6821BR
D24KH54			
Drive	532125907		6713BR
Deck Drive	532196103		6767BR
D25KH48			
Hydro. Drive	532130969		6757BR
D26KH48			
Drive	532130969		6757BR
Deck Drive	532197242		6786BR
D26KH54			
Hydro. Drive	532125907		6713BR
Deck Drive	532196103		6767BR

Belts for Riding Mowers

Application	OEM No.	Standard Belts	Premium Belts	Application	OEM No.	Standard Belts	Premium Belts
DIXON - Continued				DIXON - Continued			
D2246YT				SpeedZTR 48 SE - Continued			
Drive	532130969		6757BR	Deck Drive	539109243		6785BR
Deck Drive	532405143		6821BR	SpeedZTR 54			
D2548YT				Hydro. Drive	539110411		6755BR
Drive	532130969		6757BR	Deck Drive	539114557		6597BR
D2654GT				Ultra 52			
Drive	532125907		6713BR	Deck Drive	539114557		6597BR
Deck Drive	532196103		6767BR	Ultra 61			
DX254				Deck Drive	539104335		6760BR
Deck Drive	574285901		6878BR	ZTR 300			
DX260				Traction	2426	3440	6944
Deck Drive	522829601		6879BR	ZTR 301; ZTR 302; ZTR 304; ZTR 308; ZTR 311; ZTR 312			
DX272				Deck	2412		6974
Deck Drive	574286001		6882BR	Trans.	2426	3440	
Grizzly 52				ZTR 361			
Hydro. Drive	539104334		6756BR	Mower Drive			69100
Deck Drive	539114550		6598BR	Traction	2469		A44
Grizzly 60; Grizzly 72				ZTR 421; ZTR 422			
Hydro. Drive	539104334		6756BR	Blade	6111		6840BR
Grizzly SE 60				Deck	6109		6434BR
Deck Drive	522829601		6879BR	ZTR 424			
Grizzly SE 72				Drive	6109		6434BR
Deck Drive	574286001		6882BR	Mower Drive	6111		6840BR
Kodiak 52				ZTR 425			
Deck Drive	539114557		6597BR	Blade	6361		6649BR
Ram 44 Mag				Deck	6360		6986
Hydro. Drive	539104334		6756BR	Traction	2469		A44
Ram 48				ZTR 426; ZTR 427; ZTR 428; ZTR 429			
Hydro. Drive	539120772		6793BR	Drive	6109		6434BR
Deck Drive; 2009 & Older	539109243		6785BR	Mower Drive	6111		6840BR
Ram 48 ZT				ZTR 501			
Hydro. Drive	539120772		6793BR	Aux. Blower	4812		6866
Ram 50				Deck	6111		6840BR
Hydro. Drive; W/Kohler Eng.	539120772		6793BR	Drive	9236		6993
Hydro. Drive; W/Kawasaki Eng.; W/B. & S. Eng.	539101957		6425BR	Traction	1714		6639BR
Ram 50 Mag				ZTR 502			
Hydro. Drive	539104334		6756BR	Aux. Blower	4812		6866
Ram 52				Mower Drive	6111		6840BR
Hydro. Drive	539120772		6793BR	ZTR 503			
Deck Drive	539107709		6783BR	Deck	6111		6840BR
Ram 61				Hydro.	1765		6827
Hydro. Drive	539101957		6425BR	Traction	1714		6639BR
Ram Ultra 50				ZTR 542 HG			
Deck Drive	539132000		6569BR	Deck	6111		6840BR
Ram Ultra 60				ZTR 3014			
Deck Drive	539132001		6860BR	Blade	6109		6434BR
Ram Ultra 61				P.T.O. To Deck	7725		6972
Deck Drive	539132002		6747BR	P.T.O. To Pump	7650		6841
Ram Ultra 72				ZTR 3303			
Deck Drive	539132003		6881BR	Drive	7650		6841
SpeedZTR 36				P.T.O. To Blade	7725		6972
Hydro. Drive	539120772		6793BR	ZTR 3304			
SpeedZTR 42				Deck	7725		6972
Hydro. Drive; 2009 & Older	539120772		6793BR	P.T.O.	7650		6841
Hydro. Drive; 2010	539110411		6755BR	ZTR 3362			
Deck Drive; 2010	539117245		6589BR	Drive	7650		6841
SpeedZTR 42 SE				ZTR 4421			
Hydro. Drive	539110411		6755BR	Blade	6109		6434BR
Deck Drive	539117245		6589BR	ZTR 4422			
SpeedZTR 44				Blade	6109		6434BR
Hydro. Drive	539120772		6793BR	Deck	6111		6840BR
Deck Drive	539118156		6759BR	ZTR 4423; ZTR 4424			
SpeedZTR 46				Blade	6109		6434BR
Hydro. Drive	539110411		6755BR	P.T.O. To Deck	7725		6972
Deck Drive	539117245		6589BR	P.T.O. To Pump	2497		6844
SpeedZTR 48 SE				ZTR 5020			
Hydro. Drive	539110411		6755BR	Blade			6939
				P.T.O. To Deck			6938

Belts for Riding Mowers

Application	OEM No.	Standard Belts	Premium Belts
DIXON - Continued			
ZTR 5020 - Continued			
P.T.O. To Pump	1714		6639BR
Pump	1765		6827
ZTR 5022			
Blade	6109		6434BR
P.T.O. To Deck	7725		6972
P.T.O. To Pump	2497		6844
ZTR 5422 HG			
Deck	6109		6434BR
Eng. To P.T.O.	1714		6639BR
P.T.O. To Deck	6111		6840BR
P.T.O. To Pump	1765		6827
ZTR 5502 HG			
Blade			69100
Eng. To P.T.O.	1714		6639BR
P.T.O. To Deck	6111		6840BR
Pump	1765		6827
ZTR 5601 HG			
Deck			6939
Eng. To P.T.O.	1714		6639BR
P.T.O. To Deck	6938		6938
P.T.O. To Pump	1765		6827
ZTR 6601 HG			
Pump	1765		6827
DYNAMARK			
16/40			
Deck	48044		6454BR
44-1900; 44-1901			
Blade; W/63" Belt O.C.	45186	2630	6863
Blade; W/71" Belt O.C.	47390		6871
Trans.			6856
44-1902; 44-1903; 44-1923; 44-2006			
Blade	48044		6454BR
Trans.	39454		6463BR
141 AMF Tractor			
P.T.O.	1501245		6887
Tiller Attachment	1501105		6951
1010			
P.T.O.; W/10 H.P. Eng.	514132M1		6830
1136			
Blade			6971
Trans.	39454		6463BR
1142			
Eng. To Deck; W/42" Deck	49330		6379
1234-00			
Blade	20368	2290	6829
1236-00; 1237-00; 1237-01; 1237-02; 1238-00; 1238-02			
Blade	20368	2290	6829
Trans.	23164		6825
1245-00; 1247-00; 1247-02			
Blade	20368	2290	6829
1260-00			
Blade	45187	2440	6844
Trans.			6856
1261-00; 1261-01; 1261-02			
Blade	45186	2630	6863
Trans.			6856
1261-03			
Blade	47390		6871
Trans.			6856
1261-20			
Blade	26659	3720	6972
1262-00; 1262-01; 1262-02			
Blade	29281	3780	6978
1263-00; 1263-01			
Blade	36607	3630	6963
1265-00			
Blade	30839	3730	6973

Application	OEM No.	Standard Belts	Premium Belts
DYNAMARK - Continued			
1267-00; 1267-01; 1268-00; 1268-01; 1268-02			
Blade	26659	3720	6972
1269-00; 1269-01			
Blade	45187	2440	6844
Trans.			6856
1270-00; 1270-01			
Blade	31053	2270	6827
Trans.	30997		6847
1272-00; 1272-01; 1272-02			
Blade	31053	2270	6827
Trans.	30998		6842
1274-00			
Blade			6971
Trans.	39454		6463BR
1277-00			
Blade	41505		6835
Trans.	30998		6842
1278-00; 1278-01; 1278-02			
Blade	31053	2270	6827
Trans.	30998		6842
1280-00; 1281-00; 1281-03			
Blade	39456	3690	6969
Trans.	39454		6463BR
1281-07; 1281-08; 1281-09			
Blade	42111		6630BR
Trans.; W/63" Belt O.C.	39455		6863
Trans.; W/88" Belt O.C.	39454		6463BR
1281-11; 1281-12; 1281-13; 1281-15; 1281-17			
Blade			6971
Trans.	39454		6463BR
1282-00; 1282-03; 1282-04			
Blade	39456	3690	6969
Trans.	39454		6463BR
1282-06; 1282-07			
Blade		3710	6971
Trans.	39454		6463BR
1282-10			
Blade	42111		6630BR
Trans.; W/63" Belt O.C.	39455		6863
Trans.; W/88" Belt O.C.	39454		6463BR
1283-00			
Blade	39456	3690	6969
Trans.	39454		6463BR
1283-01; 1283-02			
Blade	42111		6630BR
Trans.; W/63" Belt O.C.	39455		6863
Trans.; W/88" Belt O.C.	39454		6463BR
1284-00			
Blade	46466		6983
Trans.	39454		6463BR
1284-02			
Blade	48044		6454BR
Trans.	39454		6463BR
1284-05			
Blade	46466		6983
Trans.	39454		6463BR
1284-06			
Blade	48044		6454BR
Trans.	39454		6463BR
1288-00			
Blade			6898
Deck	44313		6852
Trans.	39454		6463BR
1288-01; 1288-02; 1288-0300			
Blade			6898
Deck			6853
Trans.	39454		6463BR
1290-00; 1290-01; 1290-02; 1290-05; 1290-50; 1290-51; 1291-00; 1291-01; 1291-02; 1291-50			
Blade	42846		6850

Belts for Riding Mowers

Application	OEM No.	Standard Belts	Premium Belts	Application	OEM No.	Standard Belts	Premium Belts
DYNAMARK - Continued				DYNAMARK - Continued			
1290-00; 1290-01; 1290-02; 1290-05; 1290-50; 1290-51; 1291-00; 1291-01; 1291-02; 1291-50 - Continued				3510-03; 3526-00			
Trans.	42858	2390		Trans.	39454		6463BR
1291-51				3606-05			6856
Blade	42846		6850	Trans.			
Trans.	42858	2390		3610; 3611			6971
1292-00				Blade			
Blade	42881	3710	6971	3611-1200			6971
Trans.	42858	2390		Blade			6884
1292-10				Trans.	50737		
Blade	42846		6850	3612			6971
1292-50; 1293-00; 1293-50				Blade			
Blade	42881	3710	6971	4211; 4212; 4214			6379
Trans.	42858	2390		Eng. To Deck; W/42" Deck	49330		
1294-00; 1294-01; 1294-02				4218			6379
Blade	45186	2630	6863	Eng. To Deck; W/42" Deck	49330		6889
Trans.			6841	Trans.			6889
1295-00; 1295-07				4222; 4224; 4225; 4226			6889
Blade	47611		6463BR	Trans.			
Trans.; W/32" Belt O.C.	44190		6832	4518-12			6467BR
Trans.; W/41" Belt O.C.			6841	Eng. To Deck	49878		
1422-00				5167-00		2440	
Deck	511277M2		6850	Blade	45187		6856
2235-00; 2236-00				Trans.			
Blade	20368	2290	6829	5180-00; 5180-01; 5180-04; 5180-07; 5180-08			6379
Trans.	23164		6825	Blade	49330		6888
2608				Trans.			
Trans.; W/26", 32", 36" Deck			6856	5180-26			6454BR
3180-00; 3180-01; 3181-00; 3181-03; 3182-01				Blade	48044		6463BR
Blade			6971	Trans.	39454		
Mower Drive	49330		6379	5181-00; 5181-01; 5181-05; 5181-06			6379
Trans.			6888	Blade	49330		6888
Transaxle			6888	Trans.			
3184-00				5181-14			6888
Blade			6971	Trans.			
Trans.			6856	5182-00			6379
3188-08				Blade	49330		6379
Blade			6971	Eng. To Deck	49330		6888
Trans.	39454		6463BR	Trans.			
3188-09				5182-04			6888
Blade			6971	Trans.			
Trans.	50737		6884	5184-00; 5184-01			6856
3188-10				Trans.			
Blade			6971	5184-04			6379
Trans.	39454		6463BR	Blade	49330		6888
3188-12; 3188-15; 3188-16; 3188-18				Trans.			
Blade			6971	5184-05; 5184-06; 5184-07; 5184-08; 5184-09; 5184-10			6856
Trans.	50737		6884	Trans.			
3188-20				5184-0701; 5184-0990			6467BR
Mower Drive			6971	Eng. To Deck	49878		
Transaxle	54758		6551BR	5188-13; 5188-14; 5188-15; 5188-17; 5188-25; 5188-29			6379
3189-00; 3189-02; 3189-03; 3189-05; 3189-06				Blade	49330		6463BR
Blade	45186	2630	6863	Trans.	39454		
Trans.			6856	5188-34			6379
3189-09				Blade	49330		6887
Mower Drive	45186		6863	Trans.	52467		
Trans.			6856	5188-36; 5188-37			6884
3208-04; 3208-05				Trans.	50737		
Eng. To Deck	45186		6863	5188-38			6971
3294-00; 3294-01				Blade			6884
Blade	47611		6463BR	Trans.	50737		6830
Trans.	51855		6841	Primary	50597		
3294-02				5188-47; 5188-49; 5188-50; 5188-51			6884
Mower Drive	47390		6871	Trans.	50737		6830
Trans.	51855		6841	Primary	50597		
3504-02; 3504-04				5188-60			6971
Blade	47390		6871	Blade			
Trans.			6856				

Lawn & Garden Equipment

Belts for Riding Mowers

Application	OEM No.	Standard Belts	Premium Belts	Application	OEM No.	Standard Belts	Premium Belts
DYNAMARK - Continued				DYNAMARK - Continued			
5188-60 - Continued				5268-05			
Transaxle	54758		6551BR	Blade	45187	2440	6844
5188-63				Trans.			6856
Blade			6971	5268-06; 5268-07; 5268-08; 5268-09; 5268-11;			
5188-80				5268-12			
Transaxle	54758		6551BR	Blade	45186	2630	6863
5188-81				Trans.			6856
Blade			6971	5270-02; 5270-03; 5270-35; 5270-38			
5188-83				Blade	31053		6827
Blade			6971	Trans.	30997		6847
Transaxle	54758		6551BR	5271-00; 5271-01; 5271-02; 5271-03; 5271-33;			
5188-90				5271-35; 5271-39; 5271-41; 5271-42; 5271-43			
Blade	49330		6379	Blade	31053	2270	6827
Trans.	52467		6887	Trans.	30998		6842
5188-2500; 5188-2501				5271-46; 5271-47; 5271-48; 5271-49; 5274-00;			
Deck	49878		6467BR	5274-01; 5275-00			
Trans.	50737		6884	Blade	31053	2270	6827
5188-2600				Trans.	30998		6842
Deck; W/82" Belt O.C.	48044		6454BR	5276-00; 5276-02			
Deck; W/84" Belt O.C.	49878		6467BR	Blade	41505		6835
Trans.	50737		6884	Trans.	30998		6842
5188-2601; 5188-2700; 5188-2701; 5188-2702;				5276-03			
5188-3000; 5188-3001; 5188-3002; 5188-3100;				Blade	41505	2340	6834
5188-3103				Trans.	30998		6842
Deck	49878		6467BR	5276-04; 5276-05; 5276-06; 5276-08			
Trans.	50737		6884	Blade		2340	6834
5236-00; 5236-01; 5236-02; 5236-03; 5236-04;				Trans.	30998		6842
5236-06; 5236-32				5277-00			
Trans.	20368	2290		Blade	41505		6835
5238-00; 5238-02; 5238-30; 5238-32; 5238-40				Trans.	30998		6842
Blade	20368	2290	6829	5277-01; 5277-02			
Trans.	23164		6825	Blade		2340	6834
5239-00; 5239-40; 5239-42; 5240-00; 5240-02;				Trans.	30998		6842
5240-30; 5240-32				5278-01			
Trans.	20368	2290		Blade	31053	2270	6827
5244-30; 5244-32; 5244-34				Trans.	30998		6842
Blade	20368	2290	6829	5280-01			
Trans.	23164		6825	Trans.			6856
5246-00; 5246-01; 5246-30; 5246-31; 5246-32;				5281-00; 5281-01; 5281-02			
5246-34				Blade	39456	3690	6969
Blade	26659	3720	6972	Trans.	39454		6463BR
5252-00				5281-03			
Blade	47611		6463BR	Blade	42111		6630BR
Trans.			6841	Trans.	39455		6863
5267				5281-10; 5282-00; 5282-01; 5282-02; 5282-03			
Trans.; W/26", 32", 36" Deck			6856	Blade	39456	3690	6969
5267-00; 5267-01; 5267-03; 5267-05; 5267-06;				Trans.	39454		6463BR
5267-08; 5267-09; 5267-10				5282-04			
Blade	47390		6871	Blade	42111		6630BR
Trans.			6856	Trans.	39454		6463BR
5267-14				5282-05			
Blade	45186	2630	6863	Blade	39456	3690	6969
Trans.			6856	Trans.	39454		6463BR
5267-15				5282-06; 5282-07			
Blade	45187	2440	6844	Blade	42111		6630BR
Trans.			6856	Trans.	39454		6463BR
5267-21				5282-08; 5282-09			
Blade	45186	2630	6863	Blade		3710	6971
Trans.			6856	Trans.	39454		6463BR
5267-90; 5267-91				5282-10; 5282-11			
Blade	45187	2440	6844	Blade	39456	3690	6969
Trans.			6856	Trans.	39454		6463BR
5268				5282-12; 5282-14			
Trans.; W/26", 32", 36" Deck			6856	Blade	42111		6630BR
5268-00; 5268-01; 5268-02; 5268-04				Trans.	39454		6463BR
Blade		2630	6863	5282-16; 5282-18			
Trans.			6856	Blade		3710	6971
				Trans.	39454		6463BR

Belts for Riding Mowers

Application	OEM No.	Standard Belts	Premium Belts	Application	OEM No.	Standard Belts	Premium Belts
DYNAMARK - Continued				DYNAMARK - Continued			
5282-22; 5282-23; 5282-25				5288-23; 5288-24; 5288-26; 5288-30; 5288-33;			
Blade; W/71" Belt O.C.		3710	6971	5288-34; 5288-35; 5288-36			
Blade; W/82" Belt O.C.	48044		6454BR	Blade	48044		6454BR
Trans.	39454		6463BR	Trans.	39454		6463BR
5283-00; 5283-01; 5283-02				5288-37			
Blade	39456	3690	6969	Blade		3710	6971
Trans.	39454		6463BR	Trans.	39454		6463BR
5283-03; 5283-05				5288-38; 5288-47; 5288-51; 5288-52			
Blade	42111		6630BR	Blade	48044		6454BR
Trans.	39455		6863	Trans.	39454		6463BR
5285-04; 5285-06; 5285-07; 5285-08; 5285-09				5288-55			
Blade	42111		6630BR	Blade	48044		6454BR
Trans.	39454		6463BR	Trans.	52467		6887
5285-10; 5285-11				5288-56			
Blade	39456	3690	6969	Belt	52467		6887
Trans.	39454		6463BR	5288-57			
5285-12				Blade	49330		6379
Blade; W/69" Belt O.C.	39456	3690	6969	Primary	50597		6830
Blade; W/70" Belt O.C.	42111		6630BR	5288-91			
Trans.	39454		6463BR	Blade	48044		6454BR
5285-13				Trans.	39454		6463BR
Blade	39456	3690	6969	5288-5200			
Trans.	39454		6463BR	Blade	49330		6379
5285-14				Trans.	39454		6463BR
Blade; W/69" Belt O.C.	39456	3690	6969	5289			
Blade; W/70" Belt O.C.	42111		6630BR	Trans.; W/26", 32", 36" Deck			6856
Trans.	39454		6463BR	5289-00			
5285-15; 5285-16; 5285-17; 5285-20; 5285-22;				Blade		2630	6863
5285-23; 5285-25; 5285-26; 5285-27; 5285-28				Trans.			6856
Blade	48044		6454BR	5289-02			
Trans.	39454		6463BR	Blade	45186	2630	6863
5285-29; 5285-30; 5285-32; 5285-33; 5285-34;				Trans.			6856
5285-36; 5285-39; 5285-40; 5285-41; 5285-42				5289-03			
Blade	48044		6454BR	Blade		2630	6863
Trans.	39454		6463BR	Trans.			6856
5285-44; 5285-46; 5285-47; 5285-48; 5285-49;				5289-04; 5289-05; 5289-07; 5289-08; 5289-12;			
5285-50; 5285-51; 5285-52; 5285-53; 5285-54				5289-14; 5289-15			
Blade	48044		6454BR	Blade	45186	2630	6863
Trans.	39454		6463BR	Trans.			6856
5285-56; 5285-58; 5285-59; 5285-62				5289-16; 5289-17; 5289-19; 5289-21; 5289-23;			
Blade	48044		6454BR	5289-25; 5289-26; 5289-28; 5289-30; 5289-31			
Trans.	39454		6463BR	Blade	47390		6871
5286				Trans.			6856
P.T.O. Drive	514132M1		6830	5289-32; 5289-40; 5289-41; 5289-42; 5289-43			
Gear Box	511277M3		6850	Blade	47390		6871
5288-00; 5288-02; 5288-03; 5288-05; 5288-06				Trans.			6856
Blade		3710	6971	5289-46			
Trans.	39454		6463BR	Blade	47390		6871
5288-07				Trans.; W/39" Belt O.C.	42858	2390	
Blade	46466		6983	Trans.; W/56" Belt O.C.			6856
Trans.	39454		6463BR	5289-51			
5288-08				Blade	47390		6871
Blade		3710	6971	Trans.			6856
Trans.	39454		6463BR	5289-55			
5288-10; 5288-11				Mower Drive	45186		6863
Blade	46466		6983	Trans.			6856
Trans.	39454		6463BR	5290-00; 5290-10; 5290-11; 5290-12; 5290-13;			
5288-12; 5288-13; 5288-14; 5288-15				5290-20			
Blade	48044		6454BR	Blade	42846		6850
Trans.	39454		6463BR	Trans.	42858	2390	
5288-16				5291-00; 5292-00			
Blade		3710	6971	Blade			6971
Trans.	39454		6463BR	Trans.	42858	2390	
5288-17; 5288-18; 5288-19; 5288-20				5292-10			
Blade	48044		6454BR	Blade	42846		6850
Trans.	39454		6463BR	Trans.	42858	2390	
5288-21				5293-00; 5293-10; 5293-20			
Blade		3710	6971	Blade; W/50" Belt O.C.	42846		6850
Trans.	39454		6463BR	Blade; W/71" Belt O.C.	42881	3710	6971

Belts for Riding Mowers

Application	OEM No.	Standard Belts	Premium Belts
DYNAMARK - Continued			
5293-00; 5293-10; 5293-20 - Continued			
Trans.	42858	2390	
5294-02; 5294-03; 5294-04; 5294-06			
Blade	45186	2630	6863
Trans.			6841
5294-09; 5294-17; 5294-18; 5294-19; 5294-20			
Blade	47611		6463BR
Trans.			6841
5294-21; 5294-22			
Blade	51855		6841
Mower Drive	47390		6871
5296-00; 5296-02; 5296-03; 5296-04			
Blade			6971
Trans.	39454		6463BR
5296-07; 5296-08			
Blade	46466		6983
Trans.	39454		6463BR
5296-09; 5296-10			
Blade	48044		6454BR
Trans.	39454		6463BR
5297-00; 5297-01; 5297-02; 5297-05			
Trans.	39454		6463BR
5297-06; 5297-07; 5297-10; 5297-11; 5297-12; 5297-13			
Blade			6898
Deck			6853
Trans.	39454		6463BR
5380-00			
P.T.O.	25807		6933
Primary	25812	2190	
Secondary	24551	2295	
5381-31			
Blade			6898
Deck			6853
5404			
Mower Attachment; W/102" Belt O.C.	511275M1		A100
5482-01			
Blade	39456	3690	6969
50336			
Blade	29798		6827
50337-3			
Blade	31053		6827
Trans.	30997		6847
81330; 81360			
Blade	42111		6630BR
Trans.	39454		6463BR
503347-1; 503347-3; 503349-1; 503349-4			
Blade	31053	2270	6827
Trans.	30998		6842
503370-1; 503370-3; 503371			
Blade	31053		6827
Trans.	30997		6847
4518010			
Deck			6978
12660000; 12660100; 12660300; 12660400; 12660500; 12660600; 12660700; 12660800; 12660900; 12661000			
Blade	26659	3720	6972
12661100; 12661200; 12661300; 12670000; 12670100; 12680000; 12680100; 12680200			
Blade	26659	3720	6972
12930100			
Blade	42881	3710	6971
Trans.	42858	2390	
52883100			
Trans.	39454		6463BR
A3611-000			
Deck	58170		6675BR

Application	OEM No.	Standard Belts	Premium Belts
DYNAMARK - Continued			
A3812-010			
Deck	300680		6555BR
Drive	54758		6551BR
A3912-000			
Deck	300680		6555BR
Drive	57214		6775BR
A3912-010; A3912-20; A4012-020			
Trans.			6850
A4016-000			
Deck	48044		6454BR
LM2-2451A			
Blade	41405		6835
Trans.	30998		6842
LM2-2551A			
Blade	39456	3690	
Trans.	39454		6463BR
LM2-2551B			
Blade	42111		6630BR
Trans.	39454		6463BR
LM2-2621A			
Blade	39456	3690	
Trans.	39454		6463BR
LM2-2621B			
Blade	42111		6630BR
Trans.	39454		6463BR
LM2-2622A			
Blade			6971
Trans.	39454		6463BR
LM2-2633A			
Blade			6898
Deck	44313		6852
Trans.	39454		6463BR
LM60			
Trans.	39454		6463BR
RP24A			
Blade	RP8096	2260	6826
Eng.		2240	6824
Trans.	RP8095	2270	6827
RR140; RR140A; RR140C			
Trans.	RP8095	2270	6827
TD170; TD170A			
Belt	LP2154	2200	6820
Turfmaster 526			
Belt	45187	2440	
EDKO			
5 H.P. Walking			
Forward	21416	3460	6946
Reverse	21415	1150	
Power Wheel			
Drive	20939	3620	6962
Trans.	27055		B59
ENCORE			
34K15Z; 34K350Z			
Blade	363210		6573BR
48B20X; 48B450Z; 48K19X; 48K19Z; 48K550Z			
Deck Drive	483053		6768BR
52B25X; 52B550Z; 52K21Z; 52K23X			
Deck Drive	523472		6661BR
52K550R			
Blade	523108		B116
Pump; W/O Lift Kit	523106		A58
52K555G			
Blade	523108		B116
Clutch; W/Lift Kit	523374		6514BR
Pump; W/O Lift Kit	523106		A58
52K650Z			
Deck Drive	523472		6661BR

Belts for Riding Mowers

Application	OEM No.	Standard Belts	Premium Belts	Application	OEM No.	Standard Belts	Premium Belts
ENCORE - Continued				ENGINEERING PRODUCTS - Continued			
52K650ZP				Power King - Continued			
Clutch	523374		6514BR	Belt; W/60" Deck; 1979-1974; W/16" Wheels	810085		6886
61B27LD; 61B31LP				Belt; W/60" Deck; 1979-1974; W/24" Wheels	810092		6892
Clutch	523374		6514BR	Belt; W/Std. Hitch; 1998-1980; W/89" Belt O.C.; W/60" Deck	810089		6889
Deck	823242		6787BR	Belt; W/Std. Hitch; 1998-1980; W/92" Belt O.C.; W/60" Deck	810092		6892
61K25A; 61K27L				Power King 1200 Series			
Deck	823242		6787BR	Belt; Ser. No. 21299 & Before			6831
61K550R				Belt; Ser. No. 21300 & After	810025		6825
Pump; W/O Lift Kit	523106		A58	EVERRIDE			
61K555G				Briggs Warrior			
Clutch; W/Lift Kit	523374		6514BR	Eng. To Deck	181139		6665BR
Pump; W/O Lift Kit	523106		A58	Blade Drive	181036		B112
72B27LD; 72B31LP				EFRKW1948S			
Clutch	523374		6514BR	Hydro. Drive	D28125		6914BR
Deck	583153		6769BR	Deck Drive	TCU16092		6745BR
72K27L				EFRKW2352S			
Deck	583153		6769BR	Hydro. Drive	D28125		6914BR
B850PFC; K850PFC				Deck Drive	TCU16093		6598BR
Blade Drive; W/61" Deck	823242		6787BR	EFRKW2561S			
Blade Drive; W/72" Deck	583153		6769BR	Hydro. Drive	D28125		6914BR
Prowler Front Cut				Deck Drive	TCU16093		6950BR
Deck; W/61" Deck	823242		6787BR	EFXKA1948S			
P.T.O.; W/Kawasaki Eng.	523374		6514BR	Hydro. Drive	GDU10025		6559BR
ENGINEERING PRODUCTS				Deck Drive	TCU18847		6949BR
42" Deck				EFXKA1952S; EFXKA2352S; EFXKW2352S			
Eng. To Hitch; 1998-1981	810074		6874	Hydro. Drive	GDU10025		6559BR
Eng. To Hitch; 1980	810070		6870	Deck Drive	TCU18848		6492BR
Hitch To Header; 1998-1981	810070		6870	ESCKA1948S; ESKH1848S			
Hitch To Header; 1980			6867	Hydro. Drive	GDU10025		6559BR
Traction; 1998-1980	810064		6864	Deck Drive	TCU18847		6949BR
48" Deck				ESKH2352S			
Belt; Jim Dandy; 1979-1974	810080		6880	Hydro. Drive	GDU10025		6559BR
Belt; W/Parallel Hitch; 1998-1980; W/85" Belt O.C.	810085		6886	Deck Drive	TCU18848		6492BR
Belt; W/Parallel Hitch; 1998-1980; W/87" Belt O.C.	810087		6887	ESKH2561S			
Belt; W/Std. Hitch; 1998-1980; W/80" Belt O.C.	810080		6880	Hydro. Drive	GDU10025		6559BR
Belt; W/Std. Hitch; 1998-1980; W/85" Belt O.C.	810085		6886	Deck Drive	TCU18849		6901BR
Belt; Power King; 1979-1974; W/24" Wheels	810092		6892	ESKW1948S			
Belt; W/Std. Hitch; W/87" Belt O.C.	810087		6887	Hydro. Drive	GDU10025		6559BR
Belt; W/Std. Hitch; W/89" Belt O.C.	810089		6889	Deck Drive	TCU18847		6949BR
Belt; 1998-1978	810048		6848	ESKW2352S			
Belt; 1977	810064		6864	Hydro. Drive	GDU10025		6559BR
Belt; 1976-1971	810094		6894	Deck Drive	TCU18848		6492BR
Drive	810036		6836	EWK2754S			
1200 Series				Hydro. Drive	181727		6943BR
Belt; W/29" Belt O.C.	810029		6829	Eng. To Deck	181715		6665BR
Belt; W/89" Belt O.C.	810089		6889	Blade Drive	181036		B112
Jim Dandy				EWK2760S			
Belt; Ser. No. 21299 & Before			6831	Hydro. Drive	181727		6943BR
Belt; Ser. No. 21300 & After	810025		6825	Eng. To Deck	181715		6665BR
Belt; 1998-1974	810048		6848	Blade Drive	112616		B120
Belt; 1979-1974	810070		6870	EWK3166S			
Belt; W/60" Deck; 1998-1980; W/87" Belt O.C.	810087		6887	Hydro. Drive	181727		6943BR
Belt; W/60" Deck; 1998-1980; W/91" Belt O.C.	810089		6889	Eng. To Deck	181715		6665BR
Belt; W/60" Deck; 1979-1974	810080		6880	Blade Drive	181711		6946BR
Belt; W/Std. Hitch; 1998-1980; W/89" Belt O.C.; W/60" Deck	810089		6889	EYJKC1840S			
Belt; W/Std. Hitch; 1998-1980; W/92" Belt O.C.; W/60" Deck	810092		6892	Hydro. Drive	07241400		6943BR
Power King				Deck Drive	07219600		6486BR
Belt; 1998-1974; W/52" Belt O.C.	810052		6852	EYJKC2044S; EYJKC2348S			
Belt; 1974; W/72" Belt O.C.	810072		6872	Hydro. Drive	07241400		6943BR
Belt; 1974; W/94" Belt O.C.	810094		6894	EZKH2754S			
Belt; W/60" Deck; 1998-1980; W/87" Belt O.C.	810087		6887	Eng. To Deck	181139		6665BR
Belt; W/60" Deck; 1998-1980; W/91" Belt O.C.	810089		6889	Blade Drive	181036		B112
				EZKH2760S			
				Eng. To Deck	181139		6665BR
				Blade Drive	112616		B120

Belts for Riding Mowers

Application	OEM No.	Standard Belts	Premium Belts
EVERRIDE - Continued			
EZKH2766S			
Hydro. Drive	181727		6943BR
Eng. To Deck	181715		6665BR
Blade Drive	181711		6946BR
EZKW2352S			
Deck Drive; 2007 & Older	191379		6767BR
Deck Drive; 2008 & Newer	192015		6692BR
EZKW2554S			
Hydro. Drive	181727		6943BR
Eng. To Deck	181715		6665BR
Blade Drive	181036		B112
EZKW2560S			
Hydro. Drive	181727		6943BR
Eng. To Deck	181715		6665BR
Blade Drive	112616		B120
EZYN2052S			
Deck Drive	192015		6692BR
EXCEL			
Hustler 260K			
Deck	716910		6844
Hustler 320			
Fan & Alt			7405
Hustler 340			
Fan & Alt.; W/38 1/2" Belt O.C.	REMF1385		7385
Fan & Alt.; W/40 1/2" Belt O.C.			7405
Hustler 400			
Fan & Alt.	039289		7340
Gov.; W/24" Belt O.C.			7240
Gov.; W/42 5/8" Belt O.C.	046813		7425
Gov.; W/44" Belt O.C.; Ser. No. 5872970 & After			7440
EXMARK			
EX-18KO; EX-20KO			
Primary Drive; Ser. No. 102000 & After	523413		6943
Secondary Drive	513037		6942
Explorer; Explorer II			
Deck Drive; W/60" Side Discharge Deck	523175		6577BR
Primary Drive; Ser. No. 102000 & After	523413		6943
Secondary Drive	513037		6942
EXS-18KO; EXS-20KC			
Primary Drive; Ser. No. 102000 & After	523413		6943
Secondary Drive	513037		6942
EXS-20KC-2			
Deck Drive; W/60" Side Discharge Deck	523175		6577BR
Primary Drive; Ser. No. 102000 & After	523413		6943
Secondary Drive	513037		6942
EXS-20KO			
Primary Drive; Ser. No. 102000 & After	523413		6943
Secondary Drive	513037		6942
FR25KD; FR27KC; FR31BV			
P.T.O.	1097588		6926BR
Hydro. Pump	1090816		6931BR
Deck Drive; W/52" Deck	1633366		6568BR
Deck Drive; W/60" Deck	1633127		6567BR
Deck Drive; W/72" Deck	1643052		6569BR
LHP19KA465; LHP23KA465			
Pump	1034761		6726BR
Deck Drive	1092523		6729BR
LHP23KA505			
Pump	1034761		6726BR
Deck Drive	1090206		6730BR
LHP23KA565			
Pump	1034761		6726BR
Deck Drive	1090096		6731BR
LHP23KC523			
Pump	1034761		6726BR
Deck Drive	1653368		6597BR
LHP27KC505			
Pump	1034761		6726BR

Application	OEM No.	Standard Belts	Premium Belts
EXMARK - Continued			
LHP27KC505 - Continued			
Deck Drive	1090206		6730BR
LHP27KC523			
Pump	1034761		6726BR
Deck Drive	1653368		6597BR
LHP27KC565			
Pump	1034761		6726BR
Deck Drive	1090096		6731BR
LHP4417KA; LHP4418KC			
Deck Drive	413093		6596BR
Pump Drive	653163		6726BR
LHP4419KA; LHP4818KC; LHP4820KC; LHP4821KA			
Deck Drive	413308		6783BR
Pump Drive	653163		6726BR
LHP5220KC; LHP5223KA; LHP5223KC			
Deck Drive	653368		6597BR
Pump Drive	653416		6552BR
LXS25KD605			
Mule Drive	1092994		6589BR
Deck Drive; W/60" Deck	633127		6567BR
LXS25KD665			
Mule Drive	1092994		6589BR
Deck Drive; W/66" Deck	1095018		6598BR
LXS25KD725			
Mule Drive	1092994		6589BR
Deck Drive; W/72" Deck	1643052		6569BR
LXS29LKA605			
Mule Drive	1036506		6648BR
Deck Drive; W/60" Deck	633127		6567BR
LXS29LKA665			
Mule Drive	1036506		6648BR
Deck Drive; W/66" Deck	1090775		6598BR
LXS29LKA725			
Mule Drive	1036506		6648BR
Deck Drive; W/72" Deck	1643052		6569BR
LXS31BV605			
Mule Drive	1036506		6648BR
Deck Drive; W/60" Deck	633127		6567BR
LXS31BV665			
Mule Drive	1036506		6648BR
Deck Drive; W/66" Deck	1090775		6598BR
LXS35BV605			
Mule Drive	1036506		6648BR
Deck Drive; W/60" Deck	633127		6567BR
LXS35BV665			
Mule Drive	1036506		6648BR
Deck Drive; W/66" Deck	1090775		6598BR
LXS35BV725			
Mule Drive	1036506		6648BR
Deck Drive; W/72" Deck	1643052		6569BR
LZ22LKA523			
Alt.	633853		6726
Deck Drive	633366		6568BR
Mule Drive	633173		6650BR
Pump Drive	633569		6580BR
LZ22LKA604			
Alt.	633853		6726
Deck Drive	633127		6567BR
Mule Drive	633173		6650BR
Pump Drive	633569		6580BR
LZ23KC523			
Deck Drive	633366		6568BR
Mule Drive	633173		6650BR
Pump Drive; W/5-Ribbed Belt	633569		6580BR
Pump Drive; W/8-Ribbed Belt	633162		6543BR
LZ23KC604			
Deck Drive	633127		6567BR
Mule Drive	633173		6650BR
Pump Drive; W/5-Ribbed Belt	633569		6580BR

Belts for Riding Mowers

Application	OEM No.	Standard Belts	Premium Belts	Application	OEM No.	Standard Belts	Premium Belts
EXMARK - Continued				EXMARK - Continued			
LZ23KC604 - Continued				LZD25KD725 - Continued			
Pump Drive; W/8-Ribbed Belt	633162		6543BR	Hydro. Drive	1097582		6932BR
LZ25KC523				Mule Drive	1094199		6589BR
Deck Drive	633366		6568BR	Deck Drive	1643052		6569BR
Mule Drive	633173		6650BR	LZDS902K605			
Pump Drive; W/5-Ribbed Belt	633569		6580BR	Fan	1092901		7345
Pump Drive; W/8-Ribbed Belt	633162		6543BR	Hydro. Drive	1097582		6932BR
LZ25KC604				Mule Drive	1094199		6589BR
Deck Drive	633127		6567BR	Deck Drive	1633127		6567BR
Mule Drive	633173		6650BR	LZDS902K725			
Pump Drive; W/5-Ribbed Belt	633569		6580BR	Fan	1092901		7345
Pump Drive; W/8-Ribbed Belt	633162		6543BR	Hydro. Drive	1097582		6932BR
LZ25KC724				Mule Drive	1094199		6589BR
Deck Drive	643052		6569BR	Deck Drive	1643052		6569BR
Mule Drive	633173		6650BR	LZE20KA484; LZE22KA484			
Pump; W/5-Ribbed Belt	633569		6580BR	Hydro. Drive	1161953		6862BR
Pump; W/8-Ribbed Belt	633162		6543BR	Deck Drive	1161965		6661BR
LZ25LC604; LZ25LC724				LZE24KA524			
Mule Drive	633173		6650BR	Hydro. Drive	1161953		6862BR
Pump Drive	633569		6580BR	Deck Drive	1161966		6784BR
LZ26KC604				LZE27KC604			
Deck Drive	633127		6567BR	Hydro. Drive	1161953		6862BR
Mule Drive	633173		6650BR	LZE600KA484			
LZ26KC724				Hydro. Drive	1161953		6862BR
Deck Drive	643052		6569BR	Deck Drive	1161965		6661BR
Mule Drive	633173		6650BR	LZE691KA524			
LZ26LC724				Hydro. Drive	1161953		6862BR
Mule Drive	633173		6650BR	Deck Drive	1161966		6784BR
LZ28KC605				LZE740KC604			
Mule Drive; Ser. No. 369999 & Before	1633173		6650BR	Hydro. Drive	1161953		6862BR
Mule Drive; Ser. No. 370000 & After	1034014		6728BR	Deck Drive	1098073		6850BR
Hydro. Pump; Ser. No. 509999 & Before	1633569		6580BR	LZS22KA484			
Hydro. Pump; Ser. No. 510000 & After	1036906		6742BR	Hydro. Drive	1093388		6780BR
Deck Drive	1633127		6567BR	Deck Drive	1098070		6879BR
LZ31BV604				LZS23KC524			
Mule Drive	1036506		6648BR	Hydro. Drive	1093388		6780BR
LZA20KAS484; LZA20KAX484				Deck Drive	1094994		6860BR
Hydro. Drive	1161953		6862BR	LZS25EKC604; LZS25KC604			
Deck Drive	1161965		6661BR	Hydro. Drive	1093388		6780BR
LZA20KAX524				Deck Drive	1098073		6850BR
Hydro. Drive	1161953		6862BR	LZS27KC524			
Deck Drive	1161966		6784BR	Hydro. Drive	1093388		6780BR
LZAS20BV484; LZAS20KC484				Deck Drive	1094994		6860BR
Hydro. Pump	1093388		6780BR	LZS27KC604			
Deck; W/48" Deck	1098070		6879BR	Hydro. Drive	1093388		6780BR
LZAS22KA484				Deck Drive	1098073		6850BR
Hydro. Drive	1093388		6780BR	LZS29EKC724; LZS29KA724			
Deck Drive	1098070		6879BR	Hydro. Drive	1093388		6780BR
LZAS23KC524				Deck Drive	1099023		6851BR
Hydro. Pump	1093388		6780BR	LZS29PKA604			
Deck; W/52" Deck	1094994		6860BR	Hydro. Drive	1093388		6780BR
LZAS25KC604; LZAS26LKA604				Deck Drive	1098073		6850BR
Hydro. Pump	1093388		6780BR	LZS29PKA724			
Deck; W/60" Deck	1098073		6850BR	Hydro. Drive	1093388		6780BR
LZAS27KC524				Deck Drive	1099023		6851BR
Hydro. Pump	1093388		6780BR	LZS651KA484			
Deck; W/52" Deck	1094994		6860BR	Hydro. Drive	1093388		6780BR
LZAS27KC604				Deck Drive	1098070		6879BR
Hydro. Pump	1093388		6780BR	LZS680KC524			
Deck; W/60" Deck	1098073		6850BR	Hydro. Drive	1093388		6780BR
LZAS29KA724				Deck Drive	1094994		6860BR
Hydro. Pump	1093388		6780BR	LZS730EKC604			
Deck; W/72" Deck	1099023		6851BR	Hydro. Drive	1093388		6780BR
LZD25KD605				Deck Drive	1098073		6850BR
Fan	1092901		7345	LZS740KC524			
Hydro. Drive	1097582		6932BR	Hydro. Drive	1093388		6780BR
Mule Drive	1094199		6589BR	Deck Drive	1094994		6860BR
Deck Drive	1633127		6567BR	LZS740KC604			
LZD25KD725				Hydro. Drive	1093388		6780BR
Fan	1092901		7345	Deck Drive	1098073		6850BR

Belts for Riding Mowers

Application	OEM No.	Standard Belts	Premium Belts	Application	OEM No.	Standard Belts	Premium Belts
EXMARK - Continued				EXMARK - Continued			
LZS749EKC724; LZS801KA724				LZZ38KC726			
Hydro. Drive	1093388		6780BR	Hydro. Pump	1093388		6780BR
Deck Drive	1099023		6851BR	Deck; W/72" Deck	1099023		6851BR
LZS801PKA604				NAV20KC; NAV27KC; NV20KC; NV27EKC; NV27KC; NV640KC; NV730EKC; NV740KC			
Hydro. Drive	1093388		6780BR	Hydro. Pump	1034244		6930BR
Deck Drive	1098073		6850BR	PHZ19KA343			
LZS801PKA724				Deck Drive	1039366		6781BR
Hydro. Drive	1093388		6780BR	PHZ19KA443			
Deck Drive	1099023		6851BR	Deck Drive	1092236		6727BR
LZX23KC486				PNE22KA482			
Hydro. Drive	1093388		6780BR	Hydro. Drive	1159613		6780BR
Deck Drive	1098070		6879BR	Deck Drive	1163455		6719BR
LZX24KA526				PNE24KA522			
Hydro. Drive	1093388		6780BR	Hydro. Drive	1159613		6780BR
Deck Drive	1094994		6860BR	Deck Drive	1039273		6747BR
LZX27KC526				PNE651KA482			
Hydro. Drive	1093388		6780BR	Hydro. Drive	1159613		6780BR
Deck Drive	1094994		6784BR	Deck Drive	1163455		6719BR
LZX27KC606; LZX29EKC606; LZX29KA606; LZX29PKA606; LZX34KC606				PNE691KA522			
Hydro. Drive	1093388		6780BR	Hydro. Drive	1159613		6780BR
Deck Drive	1098073		6850BR	Deck Drive	1039273		6747BR
LZX34KC726				PNS20KA443			
Hydro. Drive	1093388		6780BR	Hydro. Drive	1159613		6780BR
Deck Drive	1099023		6851BR	Deck Drive	1413093		6596BR
LZX38KC606				PNS22KA483			
Hydro. Drive	1093388		6780BR	Hydro. Drive	1159613		6780BR
Deck Drive	1098073		6850BR	Deck Drive	1163455		6719BR
LZX38KC726				PNS24KA523			
Hydro. Drive	1093388		6780BR	Hydro. Drive	1159613		6780BR
Deck Drive	1099023		6851BR	Deck Drive	1039273		6747BR
LZX680KC486				PNS600KA443			
Hydro. Drive	1093388		6780BR	Hydro. Drive	1159613		6780BR
Deck Drive	1098070		6879BR	Deck Drive	1413093		6596BR
LZX740KC526				PNS651KA483			
Hydro. Drive	1093388		6780BR	Hydro. Drive	1159613		6780BR
Deck Drive	1094994		6860BR	Deck Drive	1163455		6719BR
LZX740KC606; LZX749EKC606; LZX801KA606; LZX940KC606				PNS680KC523			
Hydro. Drive	1093388		6780BR	Hydro. Drive	1159613		6780BR
Deck Drive	1098073		6850BR	Deck Drive	1039273		6747BR
LZX940KC726				PNS740KC604			
Hydro. Drive	1093388		6780BR	Hydro. Drive	1159613		6780BR
Deck Drive	1099023		6851BR	Deck Drive	1148154		6802BR
LZX980KC606				QSP20KAS443			
Hydro. Drive	1093388		6780BR	Hydro. Drive	1159613		6780BR
Deck Drive	1098073		6850BR	Deck Drive	1413093		6596BR
LZX980KC726				QSP20KAS483			
Hydro. Drive	1093388		6780BR	Hydro. Drive	1159613		6780BR
Deck Drive	1099023		6851BR	Deck Drive	1163455		6719BR
LZZ23KA526				QSP22KAS523			
Hydro. Pump	1093388		6780BR	Hydro. Drive	1159613		6780BR
Deck; W/52" Deck	1094994		6860BR	Deck Drive	1039273		6747BR
LZZ23KC486				QST20BE422			
Hydro. Pump	1093388		6780BR	Hydro. Pump	1159613		6780BR
Deck; W/48" Deck	1098070		6879BR	Deck Drive	1086645		6849BR
LZZ23KC526; LZZ24KA526; LZZ27KC526				QST22BE482			
Hydro. Pump	1093388		6780BR	Hydro. Pump	1093388		6780BR
Deck; W/52" Deck	1094994		6860BR	Deck Drive	1095364		6708BR
LZZ27KC606; LZZ29KA606; LZZ29KCE606; LZZ34KA606				QST24BE522			
Hydro. Pump	1093388		6780BR	Hydro. Pump	1093388		6780BR
Deck; W/60" Deck	1098073		6850BR	Deck Drive	1093661		6782BR
LZZ34KA726				QT22KA421			
Hydro. Pump	1093388		6780BR	Deck Drive	1198819		6872BR
Deck; W/72" Deck	1099023		6851BR	QT24KA501			
LZZ38KC606				Deck Drive	1198820		6873BR
Hydro. Pump	1093388		6780BR	QTE651KA421			
Deck; W/60" Deck	1098073		6850BR	Deck Drive	1198819		6872BR
				QTE691KA501; QTS691KA502			
				Deck Drive	1198820		6873BR

Belts for Riding Mowers

Application	OEM No.	Standard Belts	Premium Belts	Application	OEM No.	Standard Belts	Premium Belts
EXMARK - Continued				FERRIS INDUSTRIES, INC. - Continued			
Ranger 48"				EVKAV2252			
Spindle - Left	DH3012		6952	Pump	5100555		6772BR
TR-17K				Eng. To Deck	5102040		6615BR
Cross Deck; W/52" Deck	603576	6480BR		Blade Drive	5102035		6615BR
Cross Deck; W/60" Deck	603045	6928BR		EVKAV2648			
Deck Drive; W/52" Deck	543749	6649BR		Blade Drive	5101121		6877BR
Deck Drive; W/60" Deck	303080	6614BR		EVKAV2652			
Trans.	543548	6837		Pump	5100555		6772BR
TR-18KC				Eng. To Deck	5102040		6615BR
Cross Deck; W/52" Deck	603576	6480BR		Blade Drive	5102035		6615BR
Deck Drive; W/52" Deck	543749	6649BR		EVKAV2748			
Trans.	543548	6837		Blade Drive	5101121		6877BR
TR-18KO; TR-20KO; TR-22KC				H2224KAV; H2225KAV61; H2226B61			
Cross Deck; W/52" Deck	603576	6480BR		Deck Drive	5100046		6878BR
Cross Deck; W/60" Deck	603045	6928BR		H2226KAV; H2227B			
Deck Drive; W/52" Deck	543749	6649BR		Deck Drive; W/61" Deck	5100046		6878BR
Deck Drive; W/60" Deck	303080	6614BR		H2227K61; H2228B			
Trans.	543548	6837		Deck Drive	5100046		6878BR
TR-23KC				H3225K			
Cross Deck; W/FMD-52, FMD-523 Deck	603576	6480BR		Spindle; W/61" Deck	5020824		6748BR
Cross Deck; W/FMD-60, FMD-603 Deck	603045	6928BR		Deck Drive; W/72" Deck	5021724		6934BR
Eng. To Deck; W/FMD52 Deck; Ser. No. 83999 & Before	543898	6991		IS500Z			
Eng. To Deck; W/FMD52 Deck; Ser. No. 84000-114999	543028	6649BR		Hydro. Drive	5100923		6482BR
Eng. To Deck; W/FMD52 Deck; Ser. No. 115000 & After	543749	6649BR		Eng. To Deck; W/44" Deck	5023496		6599BR
Eng. To Deck; W/FMD523 Deck	543749	6649BR		Eng. To Deck; W/52" Deck	5023304		6769BR
Eng. To Deck; W/FMD60 Deck; Ser. No. 89999 & Before	543521	6987		Eng. To Deck; W/61" Deck	5023386		6770BR
Eng. To Deck; W/FMD60 Deck; Ser. No. 90000 & After	543523	6839BR		IS500ZB2444			
Eng. To Deck; W/FMD603 Deck	543523	6839BR		Pump Drive	5100923		6482BR
Trans.; W/52", 60" Deck	543548	6837		Deck Drive	5023496		6599BR
VT18KA363				IS500ZB2752			
Hydro. Drive	1190174	6922BR		Pump Drive	5100923		6482BR
Deck Drive	1163703	6924BR		Deck Drive	5023304		6769BR
VT20KA484; VT24KA484				IS500ZB2761			
Hydro. Drive	1190174	6922BR		Pump Drive	5100923		6482BR
Deck Drive	994627	6767BR		Deck Drive	5023386		6770BR
VT24KA524; VT25EKC524				IS1000ZKAV21/48			
Hydro. Drive	1190174	6922BR		Pump	5022314		6559BR
Deck Drive	1163111	6598BR		IS1000ZKAV23/52			
VT541KA363				Pump	5022314		6559BR
Hydro. Drive	1190174	6922BR		Deck	5022148		6746BR
Deck Drive	1163703	6924BR		IS1500Z			
VT651KA484				Hydro. Drive	5100555		6772BR
Hydro. Drive	114567	6927BR		Eng. To Deck; W/44" Deck	5023496		6599BR
Deck Drive	994627	6767BR		Eng. To Deck; W/48" Deck	5023297		6767BR
VT691KA524; VT730EKC524				Eng. To Deck; W/52" Deck	5023435		6768BR
Hydro. Drive	114567	6927BR		Eng. To Deck; W/61" Deck	5022061		6661BR
Deck Drive	1163111	6598BR		IS1500ZB2644			
VT740EKC604				Pump	5100555		6772BR
Hydro. Drive	114567	6927BR		Deck Drive	5023496		6599BR
Deck Drive	994627	6767BR		IS1500ZB2648			
FALLS				Pump	5100555		6772BR
CPR22-100; R22-113; R2250				Deck Drive	5023496		6599BR
Belt	151850	2280	6828	IS1500ZKAV1948			
FERRIS INDUSTRIES, INC.				Pump	5100555		6772BR
1000ZKAV21/48				Deck Drive	5023297		6767BR
Pump	5022314	6559BR		IS1500ZKAV2044			
1000ZKAV23/52				Pump	5100555		6772BR
Pump	5022314	6559BR		Deck Drive	5023496		6599BR
Deck	5022148	6746BR		IS1500ZKAV2048			
1000ZKAV23/61				Pump	5100555		6772BR
Pump	5022314	6559BR		Deck Drive	5023297		6767BR
Deck; Ser. No. 2898 & Before	5022061	6661BR		IS1500ZXB2652			
Deck; Ser. No. 2899 & After	5023386	6770BR		Pump	5100555		6772BR
EVKAV2048				Deck Drive	5103395		6936BR
Blade Drive	5101121	6877BR		IS1500ZXB2861			
				Pump	5100555		6772BR
				Deck Drive	5103391		6938BR

Belts for Riding Mowers

Application	OEM No.	Standard Belts	Premium Belts
FERRIS INDUSTRIES, INC. - Continued			
IS1500ZXBV2861			
Hydro. Drive	5100555		6772BR
Deck Drive; 2010 & Older	5022061		6661BR
Deck Drive; 2011 & Newer	5103391		6938BR
IS1500ZXKAV2252; IS1500ZXKAV2352			
Pump	5100555		6772BR
Deck Drive	5103395		6936BR
IS1500ZXKAV2461			
Pump	5100555		6772BR
Deck Drive	5103391		6938BR
IS1500ZXKAV2652			
Pump	5100555		6772BR
Deck Drive	5103395		6936BR
IS1500ZXKAV2661			
Pump	5100555		6772BR
Deck Drive	5103391		6938BR
IS2000ZB2852			
Pump	5100555		6772BR
Deck Drive	5103395		6936BR
IS2000ZB3061			
Pump	5100555		6772BR
Deck Drive	5103391		6938BR
IS2000ZBV3061SS			
Pump	5100555		6772BR
Deck Drive	5022061		6661BR
IS2000ZBV3261			
Pump	5100555		6772BR
Deck Drive	5103391		6938BR
IS2000ZK2752			
Pump	5100555		6772BR
Deck Drive	5100003		6760BR
IS2000ZK2761			
Pump	5100555		6772BR
Deck Drive	5022061		6661BR
IS2000ZKAV25/61			
Hydro. Drive; W/61" Deck	5100555		6772BR
Eng. To Deck; W/61" Deck	5022061		6661BR
IS2000ZKAV2552			
Pump	5100555		6772BR
Deck Drive	5100003		6760BR
IS2000ZKAV2652			
Pump	5100555		6772BR
Deck Drive	5103395		6936BR
IS2000ZKAV2661			
Pump	5100555		6772BR
Deck Drive	5103391		6938BR
IS2000ZKAV2761; IS2000ZKAV3461SS;			
IS2000ZLKAV2661			
Pump	5100555		6772BR
Deck Drive	5022061		6661BR
IS2500ZY20D52; IS2500ZY24D61			
Deck Drive; W/Side Discharge	5101825		6902BR
Deck Drive; W/Rear Discharge	5102269		6880BR
IS3000ZKAV23/61; IS3000ZKAV25/61			
Pump	5022314		6559BR
Deck	5022061		6661BR
IS3100ZBV3061; IS3100ZBV3261			
Deck Drive	5022061		6661BR
IS3100ZBV3661			
Deck Drive	5103390		6937BR
IS3100ZBVP3261; IS3100ZKAV3761SS;			
IS3100ZLKAV2661			
Deck Drive	5022061		6661BR
IS4000Z/D31			
Deck; W/72" Deck; Ser. No. 101 Thru 375	22439		6771BR
Deck; W/72" Deck; Ser. No. 376 & After	5022854		6935BR
Pump	22314		6559BR
IS4000ZKAV27/61			
Pump	22314		6559BR

Application	OEM No.	Standard Belts	Premium Belts
FERRIS INDUSTRIES, INC. - Continued			
IS4500ZBL3561			
Pump	5023388		6941BR
Eng. To Deck	5023297		6767BR
Blade To Blade	5100003		6760BR
IS4500ZBL3572			
Pump	5023388		6941BR
Eng. To Deck	5100046		6878BR
IS4500ZC28D61			
Pump	5023388		6941BR
Eng. To Deck	5023297		6767BR
Blade To Blade; W/Side Discharge	5023304		6769BR
Blade To Blade; W/Rear Discharge	5100014		6893BR
IS5000Z/C31D			
Clutch	5022575		6939BR
Pump	5022314		6559BR
Deck Drive; W/72" Deck	5022439		6771BR
IS5100Z/C33D61; IS5100Z/C33D61R			
P.T.O.	5022575		6939BR
Pump	5023388		6941BR
Deck Drive	5021724		6934BR
IS5100Z/C33D72; IS5100Z/C33D72R			
P.T.O.	5022575		6939BR
Pump	5023388		6941BR
Deck Drive; 2010 & Older	5022439		6771BR
Deck Drive; 2011 & Newer	5022854		6935BR
FIRESTONE			
08-06-401			
Blade	754935	2310	6831
Trans.	754936		6847
08-06-501-2; 08-06-502-0; 08-06-503-9; 08-06-504-7			
Blade	754138	3500	6950
Trans.	754101		6517BR
08-06-505-5			
Blade	754147	3520	6952
Trans.	754136		6931
Variable Speed	754135		6925
08-06-506-3			
Blade	754107		6830
Drive	754936		6847
08-06-507-1; 08-06-509-8; 08-06-550-1			
Blade	754138	3500	6950
Trans.	754101		6517BR
08-06-705-6			
Blade	754147	3520	6952
Trans.	754136		6931
Variable Speed	754135		6925
08-06-706-6			
Blade	754138	3500	6950
Drive	754164	2630	6863
08-06-803-8			
Blade	754118		6963
Trans.			6959
08-06-804-6			
Blade	754145		6488BR
Trans.	754136		6931
Variable Speed	754147	3520	6952
08-06-809-7			
Blade	754127		6966
Drive; W/25" Belt O.C.	754135		6925
Drive; W/31" Belt O.C.	754136		6931
08-06-813-5			
Blade	754178	3820	6982
Drive	754185		6849
08-06-814-3			
Blade	754145		6488BR
Drive	754173	3370	6937
08-06-815-1			
Blade	754151		6967
Drive; W/31" Belt O.C.	754136		6931

Belts for Riding Mowers

Application	OEM No.	Standard Belts	Premium Belts	Application	OEM No.	Standard Belts	Premium Belts
FIRESTONE - Continued				FORD			
08-06-815-1 - Continued				09GN-2051; 09GN-2052; 09GN-2053			
Drive; W/50" Belt O.C.	7540138	3500	6950	Mower Drive	240773		6874
08-07-201; 08-07-204; 08-07-205				Trans.			3VX450
Gen.	7540134		7330	Belt; W/30" Deck	231511		6873
Trans.	754112	3800	6980	09GN-2054; 09GN-2055; 09GN-2056			
08-07-301-5				Mower Drive	240773		6874
Gen.	7540139		7380	Trans.			3VX450
P.T.O.	7540165		6834	09GN-2103; 09GN-2105; 09GN-2106; 09GN-2107; 09GN-2111			
Trans.	7540124		6857	Primary	210752		6870
08-07-302-3				09GN-2151; 09GN-2152			
Gen.	7540134		7330	Traction	216594		6378
Trans.	7540182	3810	6981	09GN-2153			
08-07-400-3; 08-07-426-7				Deck	216594		6378
P.T.O.	7540123		3V335	Primary	210752		6870
Trans.	7540124		6857	09GN-2154			
08-07-451-8				Primary	210752		6870
Drive	754124		6857	Secondary	236705		6833
Gen.	7540139		7380	09GN-2155			
P.T.O.	7540165		6834	Deck	216594		6378
Trans.	7540124		6857	Primary	210752		6870
08-07-452-6				09GN-2198; 09GN-2199			
P.T.O.	754124		6857	Primary	210752		6870
08-510-1				09GN-2201; 09GN-2203; 09GN-2209			
Blade	754147	3520	6952	Drive	234110		6850
Trans.	754136		6931	09GN-231511			
Variable Speed	754135		6925	Belt; W/30" Deck	231511		6873
422-3-382				14 H.P.; 16 H.P.			
Blade	754138	3500	6950	Fan & Alt.	SBA080109035		7280
Drive	754164	2630	6863	70 (A53110); 70 (A53111); 75 (A53115); 75 (A53116); 75 (A53117)			
422-3-423				P.T.O.	332051		6829
Blade	754147	3520	6952	80 (53055); 80 (53057); 80 (53062)			
Trans.	754136		6931	Gen.	315402		6832
Variable Speed	754135		6925	Trans.	342660	3770	
422-3-430				85 (A53135)			
Blade	754127		6966	P.T.O.	332051		6829
Drive; W/25" Belt O.C.	754135		6925	100			
Drive; W/31" Belt O.C.	754136		6931	Drive	330559		6946
422-3-445				Starter	343031		6735
Blade	7540178	3820	6982	100 (53056); 100 (53059); 100 (53064); 100 (53066); 100 (53078)			
Trans.	7540179		6950	Trans.	342660	3770	
422-3-470; 422-3-475				100 (53083)			
Blade	7540151		6967	Trans.	343359		6972
Trans.	7540127		6966	120			
422-3-495				Drive	330559		6946
Blade	7540145		6488BR	Starter	343031		6735
Trans.	7540127		6966	120 (53089)			
422-5-384				Gen.	326227		7350
Blade	7540138	3500	6950	Trans.	343359		6972
Trans.	7540198		6451BR	120 (53091); 120 (53093); 120 (53250)			
422-5-960				Gen.	326227		7350
Gen.	7540139		7380	Trans.	342660	3770	
P.T.O.	7540165		6834	125			
Trans.	7540124		6857	Drive	330559		6946
423-3-760				Starter	343031		6735
Gen.	7540134		7330	140 (53265)			
Trans.	7540182	3810	6981	Trans.	342660	3770	
FLO-MOW				145; 165; 195			
Jet X 2668				Drive	330559		6946
Spindle		3230		Starter	343031		6735
Transaxle		2600	6860	2103; 2105; 2106; 2107; 2198; 2199			
Jet X 2668-70				Primary	210752		6870
Spindle			6925	Secondary; W/31" Belt O.C.	210753		6831
Transaxle; W/60" Belt O.C.		2600	6860	Secondary; W/33" Belt O.C.	236705		6833
Transaxle; W/61" Belt O.C.		2610	6861				
Jet X 2668-71; Jet X 2668-73							
Spindle			6925				
Transaxle		2610	6861				

Belts for Riding Mowers

Application	OEM No.	Standard Belts	Premium Belts
FORD - Continued			
2201; 2202; 2203; 2204; 2205; 2206; 2207; 2208; 2209			
Blade	234360		68100
Trans.	234110		6850
2865		2380	6838
Trans.	308511		
2883; 2884; 2886			
Transaxle	308491		6731
3598			
Blade	234360		68100
Trans.	234110		6850
5354; 5366			
Blade	308476		6870
Trans.	308475		6831
5371			
Blade	308494		6866
Trans.	308506		6731
5372; 5373			
Blade	308493		6869
Trans.	308506		6731
5555			
Blade	308481		6853
Trans.	308480		6835
5870			
Blade	308494		6866
Trans.	308506		6731
5873; 5874			
Blade	308493		6869
Trans.	308506		6731
9607430; 9607431			
Trans.	216594		6378
9607436; 9607437; 9607438; 9607479			
Belt; W/30" Deck	240773		6874
CM224			
Fan & Alt.	M30		6730
LGT14D			
Fan & Alt.; W/14 H.P. 3-Cyl. Diesel Eng.	FM28		7280
LGT18H			
P.T.O. To Deck	LB234292035		6993
LGT100; LGT120			
Trans.	330559		6946
LGT125			
Deck	328891		6377
LGT145; LGT165			
Drive; Snow Blower Attachment	330599		6835
LT11; LT12; LT12H			
Blade	213676		6885
LT75			
Deck	329193		6890
P.T.O.	332051		6829
Trans.	329184	2840	6884
LT80			
Eng. To Trans.	09JC3152		6882
LT100			
Mower Drive; W/42" Deck; W/38" Belt O.C.	390006		6838
Mower Drive; W/42" Deck; W/47" Belt O.C.	390008		6847
Blade	84830		6883
P.T.O.	336219		6830
Trans.	329184	2840	6884
RMT50			
Deck	308481		6853
Trans.	308480		6835
RMT51			
Deck	308494		6866
Trans.	308491		6731
RMT60; RMT65			
Blade; W/69" Belt O.C.	308493		6869
Blade; W/70" Belt O.C.	308476		6870

Application	OEM No.	Standard Belts	Premium Belts
FORD - Continued			
RT8			
Belt; W/30" Deck	231511		6873
T800 (Riding)			
P.T.O.	332051		6829
Starter/Gen.	315402		6832
Traction	329184	2840	6884
Trans.		3780	6978
T1000			
Gen.	326227		7350
Trans.	326217	3810	6981
YT16			
Deck	235000		6950
Trans.	216594		6378
G. MCNEW CO.			
138-340			
Blade	7540935		6831
Transaxle	7540936		6847
138-460			
Blade	7540118		6963
Transaxle	7540937		6959
G.A.C.			
9-1461			
Blade	7540127		6966
Variator To Trans.	7540136		6931
9-1465			
Blade	7540127		6966
Trans.	7540166		6962
9-1466			
Blade	7540145		6488BR
Eng. To Variator	7540138		6950
Variator To Trans.	7540136		6931
91-1460			
Blade	7540138		6950
Trans.	7540101		6517BR
132-242-011			
Blade	7540127		6966
Variator To Trans.	7540136		6931
132-412-011			
Blade	7540138		6950
Trans.	7540101		6517BR
132-465-011			
Blade	7540127		6966
Trans.	7540166		6962
132-495-011			
Blade	7540145		6488BR
Eng. To Variator	7540138		6950
Variator To Trans.	7540136		6931
GAMBLE SKOGMO			
56-032-0340			
Blade	530050038		6862
Drive	530050003		6851
56-032-0341			
Blade	530050038		6862
Drive	530050012		6856
Transaxle	530050001		6831
134-501			
Blade	7540249		6930
Trans.	7540264		6639BR
134-504			
Eng. To Deck	7540264		6639BR
Primary Variator	7540241		6494BR
Secondary Variator	7540240		6511BR
134-669			
Belt; W/39" Belt O.C.	7540271		6557BR
Belt; W/85" Belt O.C.	7540266		6775BR
134-698			
Blade	7540145		6488BR
Trans.	7540266		6775BR

Belts for Riding Mowers

Application	OEM No.	Standard Belts	Premium Belts	Application	OEM No.	Standard Belts	Premium Belts
GAMBLE SKOGMO - Continued				GAMBLE SKOGMO - Continued			
140-660				148-912A - Continued			
Gen.	7540134		7330	Variable Speed	7540210		6960
Trans.	7540112	3800	6980	148-916A			
140-760				P.T.O.	7540214		6850
P.T.O.	7540123		3V335	Transaxle	7540211		6946
Trans.	7540124		6857	Belt; W/59" Belt O.C.	7540218		6959
140-820; 140-830A				148-918A			
Drive	7540245		6859	P.T.O.	7540214		6850
Transaxle	7540244		6840	Transaxle	7540212		6945
140-960				Variable Speed	7540210		6960
P.T.O.	7540123		3V335	148-990A			
Trans.	7540124		6857	Gen.	7540169		7355
140-990A				P.T.O.	7540165		6834
P.T.O.	7540165		6834	2446 19"			
142-669				Blade	BA50		6850
Gen.	7540134		7330	Drive; W/2-Speed Drive	T249		6849
Trans.	7540112	3800	6980	2447A			
142-960				Blade	754138	3500	6950
Gen.	7540139		7380	Drive	754164	2630	6863
P.T.O.	7540165		6834	2464			
Trans.	7540124		6857	Drive	754164	2630	6863
143-660; 143-760				2501; 2502; 2503			
Deck	7540180		6510BR	Blade	20717		6856
Drive	754182	3810	6981	Drive	20716		6837
Gen.	7540134		7330	2503A			
143-860; 143-960				Blade	20556		6848
Clutch	754124		6857	Cross Drive	20555		6841
Drive	7540125		6428BR	Drive	20716		6837
P.T.O.	754165		6834	2513			
143-990				Blade	20717		6856
P.T.O.	7540165		6834	Drive	20716		6837
144-660; 144-672; 144-760; 144-761				2514A			
Deck	7540180		6510BR	Blade	754127		6966
Drive	754182	3810	6981	Drive	754166	3620	6962
Gen.	7540134		7330	2523			
144-834				Blade	20717		6856
Deck; W/56" Belt O.C.	7540230		6755BR	Drive	20716		6837
Deck; W/74" Belt O.C.	7540293		6501BR	2533A; 2534			
Drive	7540245		6859	Blade	20556		6848
Transaxle	7540244		6840	Cross Drive	20555		6841
144-860				Drive	20716		6837
Clutch	754124		6857	2537			
Drive	7540125		6428BR	Blade	754178	3820	6982
P.T.O.	754165		6834	Drive	754185		6849
144-918				2591A			
P.T.O.	7540227		6963	Blade	754127		6966
Trans.	7540212		6945	Drive	754166	3620	6962
144-960; 144-990				2622			
Clutch	754124		6857	Blade	39456	3690	
Drive	7540125		6428BR	Drive	39454		6463BR
P.T.O.	754165		6834	2633			
144-995				Drive	39454		6463BR
P.T.O.	7540234		6841	3023; 3063			
146-990A				Blade	20556		6848
Gen.	7540169		7355	Cross Drive	20555		6841
P.T.O.	7540165		6834	Drive	20716		6837
147-912A; 147-918A				3661; 3666; 3667			
P.T.O.	7540214		6850	Blade	21649		6449BR
Transaxle	7540212		6945	Cross Drive			6846
Variable Speed	7540210		6960	Drive	21615		6895
147-990A				5690			
Gen.	7540169		7355	Drive	61TR83	2310	6831
P.T.O.	7540165		6834	Gen.	61TR304		7320
148-910A				Blade - Left	61TR83	2310	6831
P.T.O.	7540214		6850	Blade - Right	61D35	2300	6830
Transaxle	7540211		6946	5971; 5972; 5973			
Belt; W/59" Belt O.C.	7540218		6959	Blade	60R20	2330	6833
148-912A				Eng. To J.S.	61TR183		6952
P.T.O.	7540214		6850	9202; 9204; 9205			
Transaxle	7540212		6945	Trans.	754124		6857

Belts for Riding Mowers

Application	OEM No.	Standard Belts	Premium Belts
GAMBLE SKOGMO - Continued			
52760000; 52770000			
Blade	41505		6835
Drive	30998		6842
52810300			
Blade	42111		6630BR
Drive	39455		6863
52820200		3690	
Blade	39456		
Drive	39454		6463BR
52830300			
Blade	42111		6630BR
Drive	39455		6863
52850100; 52850200		3690	
Blade	39456		
Drive	39454		6463BR
52850500			
Blade	42111		6630BR
Drive	39454		6463BR
52882300			
Blade	48044		6454BR
Drive	39454		6463BR
52891700; 52891900; 52892600			
Blade	47390		6871
Drive			6856
52930000			
Blade	42881		6971
Drive	42858	2390	
C26-73			
Blade	28819		6831
FS22-750-OA			
Deck, W/Optional 44" Deck	7540230		6755BR
Drive	7540245		6859
Transaxle	7540255		6837
FS42-7025-2A			
Deck	7540230		6755BR
Drive	7540245		6859
Transaxle	7540244		6840
H1054; H1056; H1057; H1078			
Blade	28819		6831
LM2-2551B; LM2-2621B			
Blade	42111		6630BR
Drive	39454		6463BR
LM2-2622A			
Blade			6971
Drive	39454		6463BR
LM22-2448-1A; LM22-2448-1C		3500	
Blade	7540138		6950
Drive	7540198		6451BR
LM22-2464B			
Blade	7540167		6964
Drive	7540198		6451BR
LM22-2513A			
Blade	754151		6967
Drive	754127		6966
LM22-2525A; LM22-2525R; LM22-2537A			
Drive	754127		6966
LM22-2538-9A; LM22-2538-9B			
Deck	7540198		6451BR
Drive	7540207		6842
LM22-2592A; LM22-2600A; LM22-2600E			
Drive	754127		6966
LM22-2602-3A; LM22-2603-1A; LM22-2604-9A			
Blade	7540151		6967
Drive	7540138	3500	6950
Trans.	7540136		6931
LM22-2652-8A			
Blade	7540195		6854
Drive	7540198		6451BR

Application	OEM No.	Standard Belts	Premium Belts
GAMBLE SKOGMO - Continued			
LM22-25124A; LM22-26015A			
Blade	7540151		6967
Drive	7540138	3500	6950
Trans.	7540136		6931
LM22-26304A			
Blade	7540145		6488BR
Drive	7540173	3370	6937
Trans.	7540191		6865
LM22-26510B; LM22-26510C			
Blade	7540195		6854
Drive	7540198		6451BR
LM40-2446A; LM40-2446B; LM40-2446-5E; LM40-24465C; LM40-24465D			
Blade	BA50		6850
Drive			6850
Belt; W/25" Belt O.C.	T223	2250	6825
Belt; W/49" Belt O.C.	T249		6849
LM43-2436A; LM43-2436B; LM43-2437; LM43- 2437A; LM43-2437-4C; LM43-2437-4E			
Blade	20717		6856
Drive	20716		6837
LM43-2527A			
Blade	21649		6449BR
Cross Drive			6846
Drive	21614		6885
LM43-2530A; LM43-2533A; LM43-2534A			
Blade	20556		6848
Cross Drive	20555		6841
Drive	20716		6837
LM43-2534-8C			
Drive	20716		6837
LM43-2616A			
Blade	21649		6449BR
Cross Drive			6846
Drive	21614		6885
LM43-2631-2A; LM43-2632-OB			
Blade	21649		6449BR
Cross Drive			6846
Drive	21615		6895
T1034; T1036; T1038			
Blade	28819		6831
GENERAL ELECTRIC			
E8; E10			
Belt; W/44" Belt O.C.	211A3226P11		6844
E12			
Trans.	211A3226P5		3VX355
E12M			
Belt; W/40" Belt O.C.	211A3226P10		3VX400
E12S			
Trans.	211A3226P5		3VX355
E15; E20			
Trans.			3VX335
GENERAL LEISURE			
024G5			
Trans.	530050017		6829
024G5C			
Blade	530050002		6825
Trans.	530050001		6831
024G5E; 024G7			
Trans.	530050017		6829
024G7D; 024G7DE			
Blade	530050002		6825
Trans.	530050001		6831
024G7E; 024G7X; 024G7XE			
Trans.	530050017		6829
025G5C; 025G5D; 025G7D; 025G7DE			
Blade	530050002		6825
Trans.	530050001		6831

Belts for Riding Mowers

Application	OEM No.	Standard Belts	Premium Belts	Application	OEM No.	Standard Belts	Premium Belts
GENERAL LEISURE - Continued				GENERAL LEISURE - Continued			
026G8; 026G8E				C23X0; C23X1			
Blade	530050002		6825	Trans.	530050017		6829
Trans.	530050021		6829	C23X2; C23X3			
026GRE5; 026GRE5D				Blade	530050002		6825
Blade; W/26" Blade	530050018		6855	Trans.	530050001		6831
Blade; W/36" Blade	530050023		6870	C23X4			
Trans.	530050015		6835	Blade - Left	530050017		6829
032G8; 032G8E				Blade - Right	530050026		6828
Blade - Left	530050017		6829	Trans.	530050017		6829
Blade - Right	530050026		6828	C1001; C1002; C1003			
Trans.	530050017		6829	Trans.	530050017		6829
032G8P; 032G8PE; 032G8PEL				C1005			
Blade	530050009		6857	Blade	530050002		6825
Deck	530050008		6952	Trans.	530050001		6831
J.S.	530050012		6856	C1007; C1008; C1009; C1010			
Trans.	530050013		6828	Blade	530050002		6825
036GRE8; 036GRE8E				Trans.	530050021		6829
Blade; W/26" Blade	530050018		6855	C1011; C1012			
Blade; W/36" Blade	530050023		6870	Blade - Left	530050017		6829
Trans.	530050015		6835	Blade - Right	530050026		6828
036T8P; 036T8PE; 036T8PEL				Trans.	530050017		6829
Blade	530050019		6876	C1013			
Deck	530050022		6843	Blade	530050002		6825
J.S.	530050012		6856	Trans.	530050021		6829
Trans.	530050013		6828	C1015			
728T5P; 732F5P; 732F7P; 742T7P; 828T5C;				Trans.	530050017		6829
832T7P; 832T7PE; 832T7PEL; 832TPS				C1017			
Blade; W/28" Blade			6854	Blade	530050002		6825
Blade; W/32" Blade	Z168Z1		6857	Trans.	530050021		6829
Deck	Z167Z1		6952	C1018			
J.S.	Z170Z1		6856	Trans.	530050017		6829
J.S. To Trans.	Z171Z1		6828	C1019			
Trans.	106911		6847	Blade	530050002		6825
924G5; 924G5C; 924G5D; 924G7; 925G5C;				Trans.	530050021		6829
925G5D; 925G7				C1020; C1021			
Blade	530050002		6825	Trans.	530050017		6829
Trans.	530050001		6831	C1022			
932G7P; 932G7PE; 932G7PEL				Blade	530050002		6825
Blade	530050009		6857	Trans.	530050021		6829
Deck	530050008		6952	D1001; D1002; D1003; D1005			
Trans.	530050003		6851	Blade; W/26" Blade	530050018		6855
932T7P; 932T7PE; 932T7PEL				Blade; W/36" Blade	530050023		6870
Blade; W/28" Blade			6854	Trans.	530050015		6835
Blade; W/32" Blade	Z168Z1		6857	D2350; D2351; D2352			
Deck	Z167Z1		6952	Blade; W/26" Blade	530050018		6855
J.S.	Z170Z1		6856	Blade; W/32" Blade	530050037		6853
J.S. To Trans.	Z171Z1		6828	Blade; W/36" Blade	530050041		6868
Trans.	106911		6847	Deck	530050038		6862
ALC1001; ALC1010				Trans.	530050015		6835
Trans.	530050017		6829	E1X01; E1X02			
ALE1016				Blade	530050009		6857
Blade; W/32" Blade	530050009		6857	Deck	530050008		6952
Blade; W/36" Blade	530050028		6864	Trans.	530050003		6851
J.S.	530050012		6856	E1X11; E1X12			
Trans.	530050013		6828	Blade	530050009		6857
B1C1002; C1X02				Deck	530050008		6952
Trans.	530050017		6829	J.S.	530050012		6856
C1X05				Trans.	530050013		6828
Blade	530050002		6825	E1X30; E1X31			
Trans.	530050001		6831	Blade	530050009		6857
C1X13				Deck	530050008		6952
Blade	530050002		6825	Trans.	530050003		6851
Trans.	530050021		6829	E1X32; E1X35			
C1X20; C1X21				Blade	530050009		6857
Blade	530050002		6825	Deck	530050008		6952
Trans.	530050001		6831	J.S.	530050012		6856
				Trans.	530050013		6828
				E1001; E1002; E1004; E1006			
				Blade; W/32" Blade	530050009		6857
				Blade; W/36" Blade	530050028		6864

Lawn & Garden Equipment

Belts for Riding Mowers

Application	OEM No.	Standard Belts	Premium Belts
GENERAL LEISURE - Continued			
E1001; E1002; E1004; E1006 - Continued			
Trans.	530050003		6851
E1011; E1012			
Blade; W/32" Blade	530050009		6857
Blade; W/36" Blade	530050028		6864
Deck	530050008		6952
J.S.	530050012		6856
Trans.	530050013		6828
E1014; E1015; E1016; E1018; E1019			
Blade; W/32" Blade	530050009		6857
Blade; W/36" Blade	530050028		6864
J.S.	530050012		6856
Trans.	530050013		6828
E1020			
Blade	530050019		6876
Deck	530050022		6843
J.S.	530050012		6856
Trans.	530050013		6828
E1025			
Blade; W/32" Blade	530050009		6857
Blade; W/36" Blade	530050028		6864
J.S.	530050012		6856
Trans.	530050013		6828
E1026; E1027			
Blade	530050009		6857
Deck	530050008		6952
Trans.	530050003		6851
E1029; E1033; E1034			
Blade; W/32" Blade	530050009		6857
Blade; W/36" Blade	530050028		6864
J.S.	530050012		6856
Trans.	530050013		6828
E3401; E3402; E3405			
Blade	530050028		6864
J.S.	530050053		6857
Trans.	530050049		6827
Variable Speed	530050051		6841
G1E1000			
Blade	530050009		6857
Deck	530050008		6952
J.S.	530050012		6856
Trans.	530050013		6828
V1C1002E; V166			
Trans.	530050017		6829
V167			
Blade	530050002		6825
Trans.	530050021		6829
V169			
Blade	530050009		6857
Deck	530050008		6952
Trans.	530050003		6851
V170			
Blade	530050009		6857
Deck	530050008		6952
J.S.	530050012		6856
Trans.	530050013		6828
GIANT VAC			
1648			
Belt; W/52" Belt O.C.			6952
Belt; W/81" Belt O.C.			6981
Giant Mow M-1136; Giant Mow M-1146; Giant Mow M-1148			
Spindle			6967
Trans.		3670	3V315
Giant Mow M-1661; Giant Mow M-1661B			
Spindle		3670	6967
Trans.			3V315
GILSON			
11/38			
Eng. To Deck	GB237736		6886

Application	OEM No.	Standard Belts	Premium Belts
GILSON - Continued			
12/381C			
Eng. To Deck			6885
40-720-01; 40-721-01; 40-722-01; 40-723-01; 40-728-03; 40-729-03			
Drive	11144		6835
Trans.			6852
40-915-15; 40-939-01; 40-940-01; 40-941-01; 40-952-15; 40-953-15; 44-1897-849			
Drive			6852
44-2834			
Traction	216594		6378
60-895; 60-896; 60-965; 60-966			
Trans.	4638		6830
722; 723; 723L; 750; 750L			
Drive	11144		6835
Trans.			6852
754; 755			
Drive	16348		6838
Trans.			6852
768; 772; 773; 775; 776			
Eng. To Deck	14159		6840
Traction; W/51" Belt O.C.	14168		6851
Traction; W/65" Belt O.C.	14167		6865
778; 779; 780			
Drive			6852
804; 805			
Blade			6854
806			
Blade	14365		A49
807; 810			
Eng. To Blade	13560		6859
811; 815			
Blade			6854
816			
Blade	14365		A49
817; 818			
Eng. To Blade	13560		6859
849			
Drive	16348		6838
Trans.			6852
850; 851; 852; 859; 860; 861; 862; 863; 866			
Blade	10923		6830
Traction	10897		6851
867			
P.T.O.	11943		6935
868			
Blade			6854
870; 872; 873; 874; 875			
Blade	10923		6830
Traction	10897		6851
3387			
Eng. To Deck			6885
12023; 31190A; 33130C; 33144D; 33145D; 33149B; 33153B; 33154C; 33155C; 33156B			
Hyd. Lift	12023		6721
P.T.O.	11943	3350	6935
Trans.	11901		6836
33157B; 33160C; 33162B; 33180A; 33181A; 33182A; 33183A; 33184A; 33185A; 33186A			
Hyd. Lift	12023		6721
P.T.O.	11943	3350	6935
Trans.	11901		6836
33187A; 33188A; 33189A			
Hyd. Lift	12023		6721
P.T.O.	11943	3350	6935
Trans.	11901		6836
52012			
Blade			6854

Belts for Riding Mowers

Application	OEM No.	Standard Belts	Premium Belts	Application	OEM No.	Standard Belts	Premium Belts
GILSON - Continued				GILSON - Continued			
52013				53022; 53023; 53024; 53025			
Blade	14365		A49	P.T.O.	11943		6935
52014; 52015				53026			
Eng. To Blade	17518		6960	Drive	11901		6836
52016				Hyd. Lift	12023		6721
Blade	14365		A49	P.T.O.	11943		6935
52017				Trans.	11901		6836
Blade			6854	53027; 53028			
52018				P.T.O.	11943		6935
Eng. To Blade	17518		6960	53029			
52019; 52020; 52029				Drive	11901		6836
Blade			6854	Hyd. Lift	12023		6721
52031				P.T.O.	11943		6935
Blade	14365		A49	Trans.	11901		6836
52032; 52033				53030; 53031			
Deck	23472		3V560	P.T.O.	11943		6935
52034				Trans.	11901		6836
Blade	14365		A49	53032			
52037				Drive	11901		6836
Drive	27666		A33	Hyd. Lift	12023		6721
52038; 52038A				P.T.O.	11943		6935
Blade	14365		A49	Trans.	11901		6836
52039; 52040				53033; 53034			
Deck	23472		3V560	Drive	18263		6844
52051; 52052				53038			
Belt; W/42" Deck	11793		6989	Drive	18263		6844
52080				Eng. To J.S.	36806		6953
Blade	213676		6885	Mower To Deck	11793		6989
52081A; 52082A				53039			
Eng. To Deck	210692		6896	Drive	18263		6844
52084				53040			
Traction	216594		6378	Drive	18263		6844
53000; 53001				Eng. To J.S.	36806		6953
Drive	11144		6835	Mower To Deck	11793		6989
Trans.			6852	53041			
53002; 53003; 53004; 53005				Drive	200804		6874
P.T.O.	11943		6935	Trans.	36770		6835
53007				53042; 53043			
P.T.O.	11943		6935	Trans.	11901		6836
Trans.	11901		6836	15265077			
53008				Blade		3690	6969
Drive	11144		6835	Trans.			6885
Trans.			6852	15265101			
53009				Blade			6930
P.T.O.	11943		6935	Trans.			6852
Trans.	11901		6836	YT12E			
53010				Eng. To Deck			6866
P.T.O.	11943		6935	GOODALL			
53011				Auto - 30"			
Drive			6852	Belt	W00630	1570	6757
53012				Brookwood - 36" Rider			
Drive	11144		6835	Blade	W00693	3590	6959
Trans.			6852	Eng. To Blade	W00695	3310	6931
53013; 53014; 53016				GRAINGER, W. W.			
P.T.O.	11943		6935	3Z457A; 3Z457B; 3Z457C			
53018; 53019				Blade	7540167		6964
Drive	11901		6836	Trans.	7540198		6451BR
Hyd. Lift	12023		6721	3Z458			
P.T.O.	11943		6935	Blade	7540151		6967
Trans.	11901		6836	Deck	7540138	3500	6950
53020				Trans.	7540136		6931
P.T.O.	11943		6935	3Z459			
53021				Blade	7540145		6488BR
Drive	11901		6836	Trans.	7540127		6966
Hyd. Lift	12023		6721	3Z459A; 3Z459B; 3Z459C; 3Z459D			
P.T.O.	11943		6935	Blade	7540145		6488BR
Trans.	11901		6836	Drive; W/37" Belt O.C.	7540173	3370	6937
				Drive; W/65" Belt O.C.	7540191		6865

Belts for Riding Mowers

Application	OEM No.	Standard Belts	Premium Belts	Application	OEM No.	Standard Belts	Premium Belts
GRAINGER, W. W. - Continued				GRASSHOPPER - Continued			
3Z459E; 3Z459G; 3Z459H; 3Z459L				225-72			
Blade	7540145		6488BR	Hydro. Drive	382034		6406BR
Trans.	7540226		6551BR	Mule Drive	382095		6767BR
				Blade Drive	382098		6598BR
3Z460A		3820	6982	227-52			
Blade	7540178		6848	Hydro. Pump	382034		6406BR
Trans.	7540200			Mule Drive	382085		6786BR
				Deck Drive	382082		6574BR
3Z480; 3Z480A				227-61			
Blade	7540151		6967	Hydro. Drive	382034		6406BR
Deck	7540138	3500	6950	Mule Drive	382085		6786BR
Trans.	7540136		6931	Deck Drive	382085		6786BR
3Z480B				227-72			
Blade	7540151		6967	Hydro. Drive	382034		6406BR
Drive	7540136		6931	Mule Drive	382095		6767BR
				Deck Drive	382098		6598BR
3Z480C; 3Z480D				321D			
Blade	7540151	3500	6967	Mule Drive; W/52" Deck	382095		6767BR
Deck	7540138		6950	Blade Drive; W/52" Deck	382082		6574BR
Trans.	7540136		6931				
3Z481				322D			
Blade	7540188		6951	Mule Drive; W/61" Deck	382110		6745BR
Trans.	7540101		6517BR	Blade Drive; W/61" Deck	382085		6786BR
				Blade Drive; W/72" Deck	382098		6598BR
3Z497B				325			
Blade	7540145	3370	6488BR	Mule Drive; W/52", 61" Deck	382095		6767BR
Drive; W/37" Belt O.C.	7540173		6937	Mule Drive; W/72" Deck	382098		6598BR
Drive; W/65" Belt O.C.	7540191		6865	Blade Drive; W/52" Deck	382082		6574BR
				Blade Drive; W/61" Deck	382085		6786BR
3Z590; 3Z590A; 3Z590B				329			
Blade	7540195		6854	Mule Drive; W/52", 61" Deck	382111		6746BR
Trans.	7540198		6451BR	Deck Drive; W/52" Deck	382082		6574BR
				Deck Drive; W/61" Deck	382085		6786BR
3Z641; 3Z641A				Deck Drive; W/72" Deck	382098		6598BR
Blade	7540198		6451BR				
Trans.	7540207		6842	428D			
				Mule Drive; W/72" Deck	382099		6760BR
3Z678; 3Z678A; 3Z678E				Blade Drive; W/61" Deck	382085		6786BR
P.T.O.; W/41" Belt O.C.	7540234		6841	Blade Drive; W/72" Deck	382098		6598BR
P.T.O.; W/63" Belt O.C.	7540227		6963				
Trans.	7540212		6945	614; 616			
				P.T.O.	381914		6528BR
3Z715; 3Z715D				618			
Deck	7540230		6755BR	P.T.O.	381914		6528BR
J.S.	7540245		6859	Deck Drive; W/52" Deck	382084		6785BR
Transaxle	7540244		6840				
3Z716				620T			
Blade	7540151	3500	6967	Deck Drive; W/52" Deck	382084		6785BR
Deck	7540138		6950				
Trans.	7540136		6931	718			
				P.T.O.	381914		6528BR
3Z807D				Deck Drive; W/52" Deck	382084		6785BR
Eng. To Deck	7540264		6639BR				
Primary Variator	7540241		6494BR	718KH2			
Secondary Variator	7540240		6511BR	Deck Drive; W/52" Deck	382084		6785BR
147-862							
Deck	7540177		6832	721			
Traction	7540245		6859	Eng. To J.S.	381914		6528BR
				Pump	381904		6834
GRASSHOPPER				721D			
120K-48; 124-48				Pump Drive	381904		6834
Deck Drive	382084		6785BR	P.T.O.	381914		6528BR
				Deck Drive; W/52" Deck	382084		6785BR
220-48				Deck Drive; W/72" Deck	382099		6760BR
Hydro. Pump	382034		6406BR				
223-52				721D2			
Hydro. Pump	382034		6406BR	Pump Drive	381540		6734
Mule Drive	382085		6786BR	P.T.O.	381914		6528BR
Deck Drive	382082		6574BR	Deck Drive; W/52" Deck	382084		6785BR
				Deck Drive; W/72" Deck	382099		6760BR
223-61				721DH2			
Hydro. Drive	382034		6406BR	P.T.O.	381914		6528BR
Mule Drive	382085		6786BR	Deck Drive; W/52" Deck	382084		6785BR
Deck Drive	382085		6786BR	Deck Drive; W/72" Deck	382099		6760BR
225-52				721DT			
Hydro. Drive	382034		6406BR	Deck Drive; W/52" Deck	382084		6785BR
Mule Drive	382085		6786BR	Deck Drive; W/72" Deck	382099		6760BR
Blade Drive	382082		6574BR				
				722D; 722D2			
225-61				Pump Drive	381540		6734
Hydro. Drive	382034		6406BR				
Mule Drive	382085		6786BR				
Blade Drive	382085		6786BR				

Belts for Riding Mowers

Application	OEM No.	Standard Belts	Premium Belts	Application	OEM No.	Standard Belts	Premium Belts
GRASSHOPPER - Continued				GRAVELY - Continued			
722D; 722D2 - Continued				20060; 21297; 31220			
P.T.O.	381914		6528BR	Blade	72266		6486BR
Deck Drive; W/52" Deck	382084		6785BR	32238; 32239; 32240			
Deck Drive; W/72" Deck	382099		6760BR	Blade	32322		6872
723KH2				Transaxle	32330		3V450
P.T.O.	381914		6528BR	34129; 34130; 34156			
Deck Drive; W/52" Deck	382084		6785BR	Blade	32322		6872
723T				34427; 35000; 37837; 38070; 38681; 38682; 38684; 38685; 38994; 39000			
Deck Drive; W/52" Deck	382084		6785BR	Blade	72266		6486BR
725DT				40202; 40340; 41980; 44140; 45161; 45533; 45706; 45742; 45764; 45810			
Deck Drive; W/52" Deck	382084		6785BR	Blade	72266		6486BR
Deck Drive; W/72" Deck	382099		6760BR	885006; 885007; 885039; 887017; 887020; 887025; 887028; 887029; 889017; 889026			
725K2; 727K2				Blade	72266		6486BR
P.T.O.	381914		6528BR	889029			
Deck Drive; W/52" Deck	382084		6785BR	Blade	72266		6486BR
Deck Drive; W/72" Deck	382099		6760BR	988016; 988035; 988037; 988038			
727T; 729BT				Wheel Drive	041599		6549BR
Deck Drive; W/52" Deck	382084		6785BR	988039			
Deck Drive; W/72" Deck	382099		6760BR	Blade	041599		6549BR
729G2				988040; 988041; 988042			
P.T.O.	381914		6528BR	Wheel Drive	041599		6549BR
Deck Drive; W/52" Deck	382084		6785BR	988043			
Deck Drive; W/72" Deck	382099		6760BR	Blade	041599		6549BR
729T; 735BT				988044; 988045; 988046; 988047; 988048; 988051; 988052; 988053; 988054; 988055			
Deck Drive; W/52" Deck	382084		6785BR	Wheel Drive	041599		6549BR
Deck Drive; W/72" Deck	382099		6760BR	988056; 988057			
928D				Wheel Drive	041599		6549BR
Pump	381904		6834	989005; 989016; 989019; 989024; 989025; 989028; 989029; 989034			
P.T.O.	381914		6528BR	Blade	72266		6486BR
Fan			7375	Commercial 8			
928D2				Fan	5163P1		6831
Pump Drive	381540		6734	Commercial 10			
P.T.O.	381914		6528BR	Gen.	10860P1		6735
Deck Drive; W/52" Deck	382084		6785BR	Starter/Gen.	10860		6735
Deck Drive; W/72" Deck	382099		6760BR	Commercial 10A; Commercial 12			
930D; 932				Fan	5163P1		6831
Deck Drive; W/52" Deck	382084		6785BR	Compact-Pro 34			
Deck Drive; W/72" Deck	382099		6760BR	Hydro. Drive	07200010		6498BR
1200; 1210				Compact-Pro 44			
P.T.O.	381100		6929	Hydro. Drive	07211500		6448BR
1600; 1610; 1620; 1820				Eng. To Deck	07200026		6788BR
P.T.O.	382000		6933	Blade Drive	07200035		6654BR
1822				GMT-90-IPL; GMT-9000; GMT-9000-IPL			
P.T.O.; W/Diesel Eng.	381914		AX34	Fan	21692		6725
P.T.O.; W/Gas Eng.	382000		6933	L Series			
BT1600				Fan	5163P1		6831
P.T.O.	382000		6933	Gov.			6722
GRAVELY				Main Drive	5163		6831
18H				PM 144M			
Eng. To P.T.O.	72111		6834	Hydro. Drive	07218000		6552BR
408				Blade - Right	07200035		6654BR
Eng. To P.T.O.	15242P1		6829	PM 144M XDZ			
P.T.O. To Mower	15355		6838	Hydro. Drive	07243300		6674BR
Trans.	15243P1		6463BR	Blade - Right	07200035		6654BR
424				PM 148M			
Deck Drive	14673P1		68117	Hydro. Drive	07218000		6552BR
Gen.	10860		6735	Blade - Right	07200035		6654BR
830; 830E; 1130E				PM 148M XDZ			
Blade	26149		6868	Hydro. Drive	07243300		6674BR
Transaxle	26137		6731	Blade - Right	07200035		6654BR
1132; 1138				PM 148M			
Deck; W/38" Deck	35955		6853	Hydro. Drive	07218000		6552BR
Eng. To Deck	36004		6847	Blade - Right	07200035		6654BR
Eng. To J.S.	36232		6871	PM 148M XDZ			
J.S. To Trans.	36233		6830	Hydro. Drive	07243300		6674BR
1934FX				Blade - Right	07200035		6654BR
Deck Drive	00201010		6815BR	PM 152M			
2352FL; 2352FX				Hydro. Drive	07218000		6552BR
Deck Drive	07200120		6492BR	Eng. To Deck	07200026		6788BR

Lawn & Garden Equipment

Belts for Riding Mowers

Application	OEM No.	Standard Belts	Premium Belts	Application	OEM No.	Standard Belts	Premium Belts
GRAVELY - Continued				GRAVELY - Continued			
PM 152M - Continued				ZT48HD			
Blade - Right	07200036		6790BR	Hydro. Drive	07211500		6448BR
PM 152M XDZ				Blade Drive	07200035		6654BR
Hydro. Drive	07243300		6674BR	ZT48XL			
Eng. To Deck	07200026		6788BR	Hydro. Drive	07242200		6793BR
Blade - Right	07200036		6790BR	Deck Drive	07200436		6842BR
PM 160M				ZT50			
Hydro. Drive	07218000		6552BR	Hydro. Drive	07200010		6498BR
Eng. To Deck	07200028		6789BR	ZT52HD			
Blade - Right	07200038		6791BR	Hydro. Drive	07211500		6448BR
PM 252M XDZ				Eng. To Deck	07200026		6788BR
Eng. To Deck	07200026		6788BR	Blade Drive	07200036		6790BR
Blade - Right	07200036		6790BR	ZT54XL			
PM 260H LP XDZ				Hydro. Drive	07242200		6793BR
Eng. To Deck	07200028		6789BR	Deck Drive	07200023		6708BR
Blade - Right	07200038		6791BR	ZT60HD			
PM 260H XDZ				Hydro. Drive	07211500		6448BR
Eng. To Deck; W/Kohler Eng.	07200028		6789BR	Eng. To Deck	07200028		6789BR
Blade - Right	07200038		6791BR	Blade Drive	07200038		6791BR
PM 260M XDZ				ZT1534			
Eng. To Deck	07200028		6789BR	Eng. To Deck	07229000		6896BR
Blade - Right	07200038		6791BR	ZT1540			
PM 320HD				Eng. To Deck	07229000		6896BR
Blade - Right; W/60" Deck	07200038		6791BR	Deck Drive	07200002		6928BR
Eng. To Deck; W/72" Deck	07237800		6488BR	ZT1640			
PM Rapid XZ				Hydro. Drive	07241400		6943BR
Blade - Right; W/52" Deck	07200036		6790BR	Deck Drive; Ser. No. 025000 & Before	07200001		6662BR
Blade - Right; W/60" Deck	07200038		6791BR	ZT1734			
Pro-Ride 254				Eng. To Deck	07237900		6792BR
Hydro. Drive	00181727		6943BR	Deck Drive	07200116		6944BR
Eng. To Deck	00181715		6665BR	ZT1734XL			
Pro-Ride 260				Eng. To Deck	07237900		6792BR
Hydro. Drive	00181727		6943BR	ZT1840			
Deck Drive	00112616		6589BR	Hydro. Drive	07241400		6943BR
Eng. To Deck	00181715		6665BR	Deck Drive; Ser. No. 025000 & Before	07241800		6945BR
Pro-Ride 266				Deck Drive; Ser. No. 025001 & After	07219600		6486BR
Hydro. Drive	00181727		6943BR	ZT1842XL			
Deck Drive	00181711		6946BR	Eng. To Deck	07242200		6793BR
Eng. To Deck	00181715		6665BR	Deck Drive	07219600		6486BR
Pro-Stance34FX				ZT2040			
Deck Drive	00201010		6815BR	Eng. To Deck	07237900		6792BR
Pro-Stance48FL				Deck Drive	07241800		6945BR
Deck Drive	TCU18847		6949BR	ZT2042XL			
Pro-Stance48FX				Hydro.	07242200		6793BR
Hydro. Drive	GDU10025		6559BR	Deck Drive	07219600		6486BR
Deck Drive	TCU18847		6949BR	ZT2044			
Pro-Stance52FL				Hydro. Drive	07241400		6943BR
Deck Drive	TCU18848		6492BR	ZT2044XL			
Pro-Stance52FX				Eng. To Deck	07200010		6498BR
Hydro. Drive	GDU10025		6559BR	Deck Drive	07241600		6716BR
Deck Drive	TCU18848		6492BR	ZT2250			
Pro-Turn 148				Eng. To Deck	07237900		6792BR
Blade - Right	07200035		6654BR	ZT2344HD			
Pro-Turn 152				Hydro. Drive	07211500		6448BR
Blade - Right	07200036		6790BR	Eng. To Deck	07200026		6788BR
Pro-Turn 160				Deck Drive	07200035		6654BR
Blade - Right	07200038		6791BR	ZT2348			
Pro-Turn 252				Hydro. Drive	07241400		6943BR
Blade - Right	07200036		6790BR	Deck Drive; Ser. No. 025000 & Before	07241500		6727BR
Pro-Turn 260				ZT2348HD			
Blade - Right	07200038		6791BR	Hydro. Drive	07211500		6448BR
ZT34				Deck Drive	07200035		6654BR
Hydro. Drive	07200010		6498BR	ZT2348XL			
Deck Drive	07200116		6944BR	Eng. To Deck	07200010		6498BR
ZT42				Deck Drive	07241600		6716BR
Hydro. Drive	07200010		6498BR	ZT2350			
ZT42XL				Eng. To Deck	07237900		6792BR
Hydro. Drive	07242200		6793BR	ZT2448XL			
Deck Drive	07219600		6486BR	Eng. To Deck	07242200		6793BR

Belts for Riding Mowers

Application	OEM No.	Standard Belts	Premium Belts	Application	OEM No.	Standard Belts	Premium Belts
GRAVELY - Continued				GREAT DANE - Continued			
ZT2448XL - Continued				GBKH2761S			
Deck Drive	07200436		6842BR	Hydro. Drive	D28125		6914BR
ZT2450				Deck Drive	TDU10228		6950BR
Eng. To Deck	07237900		6792BR	GBKW2552S			
ZT2548XL				Hydro. Drive	D28125		6914BR
Hydro.	07242200		6793BR	Deck Drive	TCU16093		6598BR
Deck Drive	07200436		6842BR	GBKW2561S; GCBR2652S; GCBR2661S			
ZT2550				Hydro. Drive	D28125		6914BR
Eng. To Deck	07237900		6792BR	Deck Drive	TDU10228		6950BR
ZT2552				GCBV2348S			
Hydro. Drive	07241400		6943BR	Hydro. Drive	D28125		6914BR
Deck Drive; Ser. No. 025000 & Before	07241600		6716BR	Deck Drive	TCU16092		6745BR
Deck Drive; Ser. No. 025001 & After	07200023		6708BR	GCBV2361S			
ZT2552HD				Hydro. Drive	D28125		6914BR
Hydro. Drive	07211500		6448BR	Deck Drive	TDU10228		6950BR
Eng. To Deck	07200026		6788BR	GCKA1948S			
Deck Drive	07200036		6790BR	Hydro. Drive	D28125		6914BR
ZT2554XL				Deck Drive	TCU16092		6745BR
Eng. To Deck	07242200		6793BR	GCKA1952S			
Deck Drive	07200023		6708BR	Hydro. Drive	D28125		6914BR
ZT2560HD; ZT2660HD; ZT2760HD				Deck Drive	TDU10228		6950BR
Hydro. Drive	07211500		6448BR	GCKH2348S			
Eng. To Deck	07200028		6789BR	Hydro. Drive	D28125		6914BR
Deck Drive	07200038		6791BR	Deck Drive	TCU16092		6745BR
GRAZER				GCKH2352S; GCKH2361S			
1600; 1800				Hydro. Drive	D28125		6914BR
Trans.	9003000		6838	Deck Drive	TDU10228		6950BR
2297K				GCKW2352S			
P.T.O.	C44241		6956	Hydro. Drive	D28125		6914BR
G100				Deck Drive	TCU16093		6598BR
Trans.	9003000		6838	GCKW2561S			
G1142				Hydro. Drive	D28125		6914BR
Blade	9003003		6895	Deck Drive	TDU10228		6950BR
Deck	9003002		6855	GSKA1948S; GSKH1848S			
Trans.	9003000		6838	Hydro. Drive	TDU10025		6559BR
G1250 Chain Drive Model				Deck Drive	TCU18847		6949BR
Trans.	9003000		6838	GSKH2352S			
G1250 Direct Drive Model				Hydro. Drive	TDU10025		6559BR
Trans.	9003011		6839	Deck Drive	TCU18848		6492BR
G1250H Chain Drive Model				GSKH2561S			
Trans.	9003000		6838	Hydro. Drive	TDU10025		6559BR
G1250H Direct Drive Model				Deck Drive	TCU18849		6901BR
Trans.	9003011		6839	GSKW1948S			
G1600				Hydro. Drive	TDU10025		6559BR
Trans.	9003000		6838	Deck Drive	TCU18847		6949BR
G1642				GSKW2352S			
Blade; W/48" Belt O.C.	9003007		6848	Hydro. Drive	TDU10025		6559BR
Blade; W/53" Belt O.C.	9003006		6853	Deck Drive	TCU18848		6492BR
Deck	9003004		6854	GSRKA1934S			
Trans.	9003000		6838	Deck Drive	00201010		6815BR
G1652				GSRKA1952S; GSRKA2352S			
Deck	9003004		6854	Hydro. Drive	TDU10025		6559BR
Trans.	9003000		6838	Deck Drive	TCU18848		6492BR
G1800; G1852				TCLX61-25KAE; TCLX61-25KHE; TCLX61-26KHE; TCLX61-27KHE; TCLX61-28KHE			
Trans.	9003000		6838	Hydro. Drive	D28125		6914BR
G1862				Deck Drive	TDU10228		6950BR
Dual Deck Drive	9003009		6858	TCLX72-27KHE; TCLX72-28KHE			
Trans.	9003000		6838	Hydro. Drive	D28125		6914BR
G1890; G1890K				Blade Drive	D28028		6622BR
Eng. To Cross Shaft	9003010		6835	TCRZ48-17KAE; TCRZ48-19KAE			
Pump Drive	9003027		6826	Hydro. Drive	D28125		6914BR
G2000CII				Deck Drive	TCU16092		6745BR
Pump Drive	9003022		6850	TCRZ52-23KAE; TCRZ52-25KAE; TCRZ52-25KHE			
GREAT DANE				TCRZ52-23KAE; TCRZ52-25KAE; TCRZ52-25KHE			
GBKH2752S				Hydro. Drive	D28125		6914BR
Hydro. Drive	D28125		6914BR	Deck Drive	TCU16093		6598BR
Deck Drive	TCU16093		6598BR	TCRZ61-25KAE; TCRZ61-25KHE			
				Hydro. Drive	D28125		6914BR

Lawn & Garden Equipment

Belts for Riding Mowers

Application	OEM No.	Standard Belts	Premium Belts
GREAT DANE - Continued			
TCRZ61-25KAE; TCRZ61-25KHE - Continued			
Deck Drive	GDU10228		6950BR
GRILLO			
507 Dumper			
P.T.O.	6635		♣9590HD
GUYBROD-GERMANY			
2652-1			
Variator To Trans.	7540136		6931
2652-2			
Blade	7540127		6966
Variator To Trans.	7540136		6931
HAHN ECLIPSE			
3900; 3901; 3902; 3903			
Blade	308476		6870
Transaxle	308475		6831
3909; 3910; 3911			
Blade	308493		6869
3912; 3914			
Blade	308494		6866
3915			
Blade	308493		6869
3916; 3917			
Blade	308494		6866
3919			
Blade	308493		6869
Transaxle	308506		6731
3921; 3922			
Blade	308505		6870
Eng.	308504		6879
Transaxle	308506		6731
3929; 3933; 3934; 3935; 3936; 3937; 3938			
Blade	308494		6866
3942; 3943			
Blade	308493		6869
3948; 3949			
Blade	308505		6870
Eng.	308504		6879
3953			
Blade	308510		6856
Trans.	308511		6838
3955			
Blade	308493		6869
3956			
Blade	308505		6870
Eng.	308504		6879
3957; 3958			
Blade	308493		6869
3959			
Blade; W/56" Belt O.C.	308510		6856
Blade; W/69" Belt O.C.	308493		6869
Trans.	308511		6838
3960; 3961; 3962			
Blade	308494		6866
3966; 3967			
Blade	308510		6856
Trans.	308511		6838
3968; 3969			
Blade	308493		6869
3970			
Blade	308521		6865
3971; 3973			
Blade	308522		6867
3976; 3977			
Blade	308510		6856
Trans.	308511		6838

Application	OEM No.	Standard Belts	Premium Belts
HAHN ECLIPSE - Continued			
3979; 3980; 3981; 3984			
Blade	308493		6869
3988			
Blade	308522		6867
4070; 4071; 4077; 4078; 4079; 4080; 4081; 4082; 4084			
Blade	308437		6848
4085			
Belt; W/53" Belt O.C.	308443		6853
Belt; W/72" Belt O.C.	308444		6872
4086; 4088; 4089; 4091; 4092; 4093; 4094; 4095; 4096; 4097			
Belt	308442		6848
4102; 4103			
Belt	308442		6848
4200; 4203			
Blade	308457		6841
Drive	308455		6886
J.S.	308456		6831
9004; 9005; 9008; 9009; 9010			
Blade	308437		6848
9016; 9017; 9018; 9019			
Belt	308442		6848
9023; 9024			
Blade	308481		6853
Trans.	308480		6835
9025; 9026			
Blade	308483		6853
Eng.	308482		6860
Trans.	308480		6835
9027; 9028			
Blade	308481		6853
Trans.	308480		6835
9029			
Blade	308483		6853
Eng.	308482		6860
Trans.	308480		6835
9034			
Blade	308493		6869
9035; 9036			
Blade	308494		6866
9037; 9038; 9039			
Blade	308493		6869
9040; 9041; 9042; 9043			
Blade	308493		6869
Transaxle	308506		6731
9044; 9045; 9046; 9047			
Blade	308494		6866
Transaxle	308506		6731
EH326; EH332			
Blade	308389		6745
Reverse	308390		3V335
Traction	308400		6837
EHD130; EHE130			
Traction	308475		6831
PH326; PH332; PP326			
Blade	308389		6745
Reverse	308390		3V335
Traction	308400		6837
RH736			
J.S.	308456		6831
Wheel Drive	308455		6886
RHDE836; RHDE1236			
J.S.	308456		6831
Wheel Drive	308464		6878
RHE736			
J.S.	308456		6831
Wheel Drive	308455		6886

♣ Standard Belt May Also Be Available.

Belts for Riding Mowers

Application	OEM No.	Standard Belts	Premium Belts	Application	OEM No.	Standard Belts	Premium Belts
HAHN ECLIPSE - Continued				HARDWARE WHOLESALERS, INC. - Continued			
RHSE1236				136-435 - Continued			
J.S.	308456		6831	Drive; W/31" Belt O.C.	7540136		6931
Wheel Drive	308464		6878	136-465			
HARDWARE WHOLESALERS, INC.				Blade	7540151		6967
131-412		3500	6950	Drive; W/31" Belt O.C.	7540136		6931
Blade	7540138		6517BR	Drive; W/50" Belt O.C.	7540138	3500	6950
Trans.	7540101			136-497			
131-435				Blade	7540145		6488BR
Blade	7540127		6966	Drive; W/37" Belt O.C.	7540173	3370	6937
Drive; W/25" Belt O.C.	7540135		6925	Drive; W/65" Belt O.C.	7540191		6865
Drive; W/31" Belt O.C.	7540136		6931	136-525			
131-480				Blade	7540195		6854
Blade	7540145		6488BR	Trans.	7540198		6451BR
Drive; W/31" Belt O.C.	7540136		6931	137-360			
Drive; W/52" Belt O.C.	7540147	3520	6952	Blade	7540107		6830
132-380				Trans.	7540936		6847
Blade	7540138	3500	6950	137-400			
Drive	7540164	2630	6863	Blade	7540188		6951
132-412				Drive	7540101		6517BR
Blade	7540138	3500	6950	137-435			
Trans.	7540101		6517BR	Blade	7540127		6966
132-435				Drive; W/25" Belt O.C.	7540135		6925
Blade	7540127		6966	Drive; W/31" Belt O.C.	7540136		6931
Drive; W/25" Belt O.C.	7540135		6925	137-475			
Drive; W/31" Belt O.C.	7540136		6931	Blade	7540151		6967
132-480				Trans.	7540191		6865
Blade	7540151		6967	137-497			
Drive; W/31" Belt O.C.	7540136		6931	Blade	7540145		6488BR
Drive; W/50" Belt O.C.	7540138	3500	6950	Drive; W/37" Belt O.C.	7540173	3370	6937
134-380				Drive; W/65" Belt O.C.	7540191		6865
Blade	7540138	3500	6950	138-460			
Drive	7540164	2630	6863	Blade	7540184		6852
134-395				Deck	7540180		6510BR
Drive	7540164	2630	6863	P.T.O.	7540123		3V335
134-400				Trans.	7540124		6857
Blade	7540188		6951	141-669; 142-669			
Drive	7540101		6517BR	Gen.	7540134		7330
134-495				Trans.	7540112	3800	6980
Blade	7540145		6488BR	144-836			
Drive	7540173	3370	6937	Blade	7540230		6755BR
134-501				Deck	7540246		6354
Blade	7540249		6930	Drive; W/40" Belt O.C.	7540244		6840
Trans.	7540264		6639BR	Drive; W/59" Belt O.C.	7540245		6859
134-504				HEALD			
Eng. To Deck	7540264		6639BR	TR-8			
Primary Variator	7540241		6494BR	Clutch	203022		6872
Secondary Variator	7540240		6511BR	HOMELITE			
134-668				LT13; LT-10; LT-12			
Blade	7540145		6488BR	Traction	JA392594		6896
Trans.	7540266		6775BR	T7; T8			
135-360				Drive	1607967		6639BR
Blade	7540107		6830	Trans.; W/48" Belt O.C.	108428		6848
Trans.	7540936		6847	Trans.; W/76" Belt O.C.	162081		6876
135-402				T12; T15			
Blade	7540188		6951	Trans.	108428		6848
Drive	7540136		6931	T16H; T16S			
135-465				Drive; W/34" Belt O.C.	174883		6834
Blade	7540151		6967	Drive; W/53" Belt O.C.			6853
Drive; W/31" Belt O.C.	7540136		6931	Trans.	108428		6848
Drive; W/50" Belt O.C.	7540138	3500	6950	YT-12; YT-14			
136-360				Traction	JA992249		A110
Blade	7540107		6830	HOMESTEADER			
Trans.	7540935	2310	6831	1100; 1600; D-7			
136-400				Mower; W/80" Belt O.C.			6880
Blade	7540188		6951	Mower; W/84" Belt O.C.			6884
Drive	7540101		6517BR	Traction			6953
136-435							
Blade	7540127		6966				
Drive; W/25" Belt O.C.	7540135		6925				

Lawn & Garden Equipment

Belts for Riding Mowers

Application	OEM No.	Standard Belts	Premium Belts	Application	OEM No.	Standard Belts	Premium Belts
HOMKO				HOWARD PRICE			
1414 AMF Trac				422			
P.T.O.	1501245		6887	Fan & Alt.	22088		7350
Tiller Attachment	1501105		6951	727			
1234000				Gov.	7334		7334
Blade	20368	2290		4845; 4876; 6072; 6074; 6075; 6076; 8274; 8275;			
5254000				8276			
Blade	29798		6827	Belt; W/48", 60", 72" Deck	3200		6820
12370100; 12370200; 12380000; 12380200				Deck			
Blade	20368	2290		Belt; W/44" Belt O.C.	07430		6844
Drive	23164		6825	Wing Deck			
12470200				Belt; W/57" Belt O.C.	07433		6857
Blade	20368	2290		HUFFMAN			
12620000				0822; 0826			
Blade	29281	3780		Blade; W/51" Belt O.C.	15318	2500	
12650000				Blade; W/52" Belt O.C.	15482	2520	6852
Blade	30839	3730		Trans.	15342		6855
12660000; 12660300; 12660600; 12660700;				0855			
12660800; 12660900; 12661000				Drive; W/29" Belt O.C.	8671B		6829
Blade	26659	3720		Drive; W/31" Belt O.C.	9407B		6831
12661100				0862			
Blade	26659		6972	Blade	19887	2550	6855
12670000; 12670100; 12680000				Drive	19855	2350	6835
Blade	26659	3720		0867			
12700000				Drive; W/29" Belt O.C.	8671B		6829
Blade	31053		6827	Drive; W/31" Belt O.C.	9407B		6831
Transaxle	30997		6847	1010; 1014			
12720000				Trans.	8671B		6829
Blade	31053		6827	1025			
Transaxle	30998		6842	Trans.	9407B		6831
52360400				1050; 1052; 1054; 1055; 1060; 1061; 1070			
Blade	20368	2290		Trans.	8671B		6829
52380000; 52383200; 52384000				1080; 1081; 1090; 1091			
Blade	20368	2290		Blade	15318	2500	
Drive	23164		6825	Trans.	15342		6855
52390000; 52400200				1110; 1111			
Blade	20368	2290		Trans.	15342		6855
52403000; 52443000; 52443200; 52443400				1443; 1444			
Blade	20368	2290		Drive; W/29" Belt O.C.	8671B		6829
Drive	23164		6825	Drive; W/31" Belt O.C.	9407B		6831
52463000; 52463100				1501; 1511; 1521; 1531			
Blade	26659	3720		Blade	19887	2550	6855
52550000; 52580000				Trans.	19855	2350	6835
Blade	29798		6827	1541			
52700200				Trans.	19855	2350	6835
Blade	31053		6827	2822; 2826			
Transaxle	30997		6847	Blade; W/50" Belt O.C.	15318	2500	6850
52710100; 52710200				Blade; W/51" Belt O.C.	15318	2510	6851
Blade	31053		6827	Blade; W/52" Belt O.C.	15482	2520	6852
Transaxle	30998		6842	Trans.	15342		6855
HONDA				2863			
3011; 3013				Blade	19887	2550	6855
Deck			6973	Drive	19855	2350	6835
Trans.			6953	2866; 2867; 4442			
HT3810; HT3810K1				Drive; W/29" Belt O.C.	8671B		6829
Blade	76181750003		6966	Drive; W/31" Belt O.C.	9407B		6831
Eng. To Deck	76182750003		B105	4822; 4826			
HT3813				Blade; W/50" Belt O.C.	15318	2500	6850
Blade	76181750003		6966	Blade; W/51" Belt O.C.	15318	2510	6851
Eng. To Deck	76182750003		B105	Blade; W/52" Belt O.C.	15482	2520	6852
P.T.O.	76181750003		6966	Trans.	15342		6855
HTR3009				4833; 4846; 4847			
Blade	76181750003		6966	Drive; W/29" Belt O.C.	8671B		6829
Eng. To Deck	76181751003		6971	Drive; W/31" Belt O.C.	9407B		6831
Trans.			6953	4862; 4863			
HTR3811				Blade	19887	2550	6855
Blade	761847517		6963	Drive	19855	2350	6835
Deck	76181751701		6967	4866; 4867; 4868; 9442; 9443; 9444			
				Drive; W/29" Belt O.C.	8671B		6829

Belts for Riding Mowers

Application	OEM No.	Standard Belts	Premium Belts	Application	OEM No.	Standard Belts	Premium Belts
HUFFMAN - Continued				HUSQVARNA - Continued			
4866; 4867; 4868; 9442; 9443; 9444 - Continued				EZ5226			
Drive; W/31" Belt O.C.	9407B		6831	Hydro. Pump; Model No. 965921601	539120772		6793BR
HUSKEE				Hydro. Pump; Model No. 968999658	539104334		6756BR
LT 38				Deck; Model No. 968999658	539112335		6746BR
Drive - Upper	95404265		6934	Deck; Model No. 965921601	539107709		6783BR
Drive - Lower	95404249A		6520BR	EZ5426			
Deck Drive	95404062		6774BR	Hydro. Pump	539104334		6756BR
LT 42				Deck	539112333		6598BR
Drive - Upper	9540241A		6494BR	EZ6124			
Drive - Lower	95404249A		6520BR	Hydro. Pump	539104334		6756BR
Deck Drive	95404060B		6776BR	EZC4824			
HUSQVARNA				Hydro. Pump	539101957		6425BR
2042LS				Deck	539106340		6692BR
Drive	532130969		6757BR	GT2254			
Deck	532144959		6758BR	Drive	532137153		6798BR
2146XLS; 2246LS; 2346XLS				Deck Drive	532191273		6599BR
Drive	532130969		6757BR	GTH26K54T			
Deck	532405143		6821BR	Drive	532140218		6811BR
2348LS				Deck Drive	532196103		6767BR
Drive	532130969		6757BR	GTH26V52LS			
Deck	532197242		6786BR	Deck Drive	574845603		6783BR
2354GXLS				GTH27V48LS			
Drive	532125907		6713BR	Deck Drive	574845602		6785BR
Deck	532196103		6767BR	GTH200			
2748GLS				Drive	532140218		6811BR
Deck	532197242		6786BR	Secondary	532144959		6758BR
2754GLS				GTH220			
Deck	532196103		6767BR	Drive	532140218		6811BR
BZ6127; BZ6127TD				Primary	532139573		6798BR
Deck	539106340		6692BR	Secondary	532144959		6758BR
BZ7234; BZ7234TD				GTH225			
Deck	539104335		6760BR	Drive	532140218		6811BR
CTH130				Secondary	532144959		6758BR
Drive	532165632		6928BR	GTH250			
Deck	532165555		6456BR	Drive	532140218		6811BR
CTH150				Primary	532139573		6798BR
Drive	532165632		6928BR	Secondary	532144959		6758BR
Deck	532169178		6749BR	GTH2248XP			
CZ3815				Drive	532161597		6551BR
Hydro. Drive	539110411		6755BR	Primary	532174368		6649BR
CZ4217				Secondary	532180808		6614BR
Hydro. Drive	539110411		6755BR	GTH2250			
Deck Drive	539110410		6810BR	Drive	532161597		6551BR
CZ4815; CZ4817; CZ4818				Primary	532139573		6798BR
Deck Drive	539107709		6783BR	Secondary	532144959		6758BR
EZ4217; EZ4220				GTH2254XP			
Hydro. Pump	539104334		6756BR	Drive	532161597		6551BR
Deck	539112334		6566BR	Deck	532191273		6599BR
EZ4624				GTH2448T			
Hydro. Pump	539104334		6756BR	Drive	532140218		6811BR
EZ4819				Deck Drive	532197242		6786BR
Hydro. Pump	539104334		6756BR	GTH2454T			
Deck	539110832		6759BR	Drive	532140218		6811BR
EZ4824				Deck Drive	532196103		6767BR
Hydro. Pump	539120772		6793BR	GTH2548			
EZ4824K				Drive	532161597		6551BR
Hydro. Pump	539101957		6425BR	Primary	532174368		6649BR
EZ5221				Secondary	532180808		6614BR
Hydro. Pump; Model No. 965880501	539101957		6425BR	GTH2548XP			
Hydro. Pump; Model No. 968999292	539104334		6756BR	Drive	532161597		6551BR
Deck; Model No. 968999292	539112335		6746BR	Primary	532174368		6649BR
Deck; Model No. 965880501	539107709		6783BR	Secondary	532174369		6614BR
EZ5224				GTH2550			
Hydro. Pump; Model No. 965880601	539101957		6425BR	Drive	532140218		6811BR
Hydro. Pump; Model No. 968999699	539104334		6756BR	Primary	532139573		6798BR
Deck; Model No. 968999699	539112335		6746BR	Secondary	532144959		6758BR
Deck; Model No. 965880601	539107709		6783BR	GTH2550XP			
				Drive	532161597		6551BR
				Primary	532139573		6798BR
				Secondary	532144959		6758BR

Belts for Riding Mowers

Application	OEM No.	Standard Belts	Premium Belts
HUSQVARNA - Continued			
GTH2554XP			
Drive	532161597		6551BR
Deck	532191273		6599BR
GTH2648			
Drive	532125907		6713BR
Deck Drive	532197242		6786BR
GTH2654			
Drive	532161597		6551BR
Deck Drive	532191273		6599BR
GTH2654T			
Drive	532140218		6811BR
Deck Drive	532196103		6767BR
GTH2754			
Drive	532161597		6551BR
Deck Drive	532191273		6599BR
GTVH200; GTVH205			
Drive	532161741		6672BR
Secondary	532144959		6758BR
IZ4217; IZ4217T			
Deck	539110832		6759BR
IZ4817T; IZ4819; IZ4821; IZ4821T			
Deck	539111949		6732BR
IZ5223; IZ5223T; IZ5225TXP			
Blower	539111306		6528BR
LGT24K54			
Drive	532130969		6757BR
Deck Drive	532196103		6767BR
LGT2554; LGT2654			
Drive	532130969		6757BR
Deck	532196103		6767BR
LSZ4622			
Hydro. Drive	539120772		6793BR
Deck Drive	539117245		6589BR
LSZ5422			
Hydro. Drive	539120772		6793BR
Deck Drive	539114557		6597BR
LSZ5424			
Deck Drive	539114557		6597BR
LT1238			
Deck	532144200		6463BR
LT1538			
Deck Drive	532144200		6463BR
LT18542			
Deck	532144959		6758BR
LTH130			
Deck Drive	532144200		6463BR
LTH1342			
Drive	532140294		6434BR
Deck	532144959		6758BR
LTH1438; LTH1538			
Drive	532125907		6713BR
LTH1542			
Drive	532140294		6434BR
Deck	532174883		6721BR
LTH1742			
Drive	532140294		6434BR
Deck Drive	532144959		6758BR
LTH1842			
Drive	532140294		6434BR
Deck Drive	532174883		6721BR
LTH2042			
Drive	532140294		6434BR
Deck	532144959		6758BR
LTH18538			
Drive	532130969		6757BR
LTH18542			
Drive	532140294		6434BR
Deck	532144959		6758BR

Application	OEM No.	Standard Belts	Premium Belts
HUSQVARNA - Continued			
LZ5225			
Hydro. Pump	510201501		6756BR
LZ5225T			
Hydro. Pump	539104334		6756BR
Deck	539104335		6760BR
LZ5227			
Hydro. Pump	510201501		6756BR
LZ5227TXP			
Hydro. Pump	539104334		6756BR
Deck	539104335		6760BR
LZ6125T			
Hydro. Pump	539104334		6756BR
Deck	539104336		6761BR
LZ6127			
Hydro. Pump	510201501		6756BR
Deck	510201301		6761BR
LZ6127T			
Hydro. Pump	539104334		6756BR
Deck	539104336		6761BR
LZ6130			
Hydro. Pump	510201501		6756BR
Deck	510201301		6761BR
LZ6130TXP			
Hydro. Pump	539104334		6756BR
Deck	539104336		6761BR
LZ7227T			
Hydro. Pump	539104334		6756BR
LZ7230			
Hydro. Pump	510201501		6756BR
LZ7230TXP			
Hydro. Pump	539104334		6756BR
LZF5227			
Hydro. Pump	539104334		6756BR
Deck	539104335		6760BR
LZF6127			
Hydro. Pump	539104334		6756BR
Deck	539104336		6761BR
MZ5225; MZ5226			
Deck	539114557		6597BR
MZ6125			
Deck	539132002		6747BR
MZ6128ZT			
Deck Drive	539104335		6760BR
MZ7227			
Deck	539132003		6881BR
PZ5426FX			
Deck Drive	574285901		6878BR
PZ6029FX; PZ6029PFX; PZ6030CV; PZ6034FX; PZ6034FXZT			
Deck Drive	522829601		6879BR
PZ7234FX			
Deck Drive	574286001		6882BR
RZ4219			
Hydro. Pump	539110411		6755BR
RZ4219F; RZ4222F			
Hydro. Drive	539110411		6755BR
Deck Drive	539117245		6589BR
RZ4619; RZ4620			
Hydro. Pump	539110411		6755BR
Deck	539117245		6589BR
RZ5422; RZ5424			
Hydro. Pump	539110411		6755BR
Deck	539114557		6597BR
YTH20B42T			
Drive	532140218		6811BR
Deck Drive	532144959		6758BR
YTH20F42T			
Drive	532130969		6757BR

Belts for Riding Mowers

Application	OEM No.	Standard Belts	Premium Belts	Application	OEM No.	Standard Belts	Premium Belts
HUSQVARNA - Continued				HUSQVARNA - Continued			
YTH20F42T - Continued				YTH2246			
Deck Drive	532144959		6758BR	Drive	532130969		6757BR
YTH20K46				Deck	532405143		6821BR
Drive	532125907		6713BR	YTH2248			
Deck	532405143		6821BR	Drive	532140294		6434BR
YTH21K46				Primary	532174368		6649BR
Drive	532130969		6757BR	Secondary	532180808		6614BR
Deck Drive	532405143		6821BR	YTH2348			
YTH22V42				Drive	532130969		6757BR
Drive	532130969		6757BR	Deck	532197242		6786BR
Deck Drive	532429636		6653BR	YTH2448			
YTH22V42LS				Drive	532140294		6434BR
Drive	532130969		6757BR	Primary	532174368		6649BR
Deck Drive	574845601		6901BR	Secondary	532180808		6614BR
YTH22V46XLS				YTH2448T			
Drive	532130969		6757BR	Drive	532140218		6811BR
Deck Drive	532405143		6821BR	Deck Drive	532197242		6786BR
YTH23V48				YTH2454			
Drive	532130969		6757BR	Drive	532130969		6757BR
Deck Drive	532197242		6786BR	Deck	532196103		6767BR
YTH24V42LS				YTH2454T			
Drive	532130969		6757BR	Drive	532140218		6811BR
Deck Drive	574845601		6901BR	Deck	532196103		6767BR
YTH24V48LS				YTH2548; YTH2748			
Drive	532130969		6757BR	Drive	532140294		6434BR
Deck Drive	574845602		6785BR	Primary	532174368		6649BR
YTH24V54XLS; YTH26V54				Secondary	532180808		6614BR
Drive	532130969		6757BR	Z3815			
Deck Drive	532196103		6767BR	Hydro. Drive	539110411		6755BR
YTH1342XP				Z4217; Z4218			
Drive	532140294		6434BR	Hydro. Drive	539110411		6755BR
Deck Drive	532174883		6721BR	Deck Drive	539110410		6810BR
YTH1542XP				Z4219; Z4220			
Drive	532130969		6757BR	Hydro. Pump	539110411		6755BR
Deck	532144959		6758BR	Deck Drive	539110410		6810BR
YTH1542XPT				Z4619			
Drive	532130969		6757BR	Hydro. Pump	539110411		6755BR
Deck Drive	532144959		6758BR	Z4818			
YTH1842				Deck Drive	539107709		6783BR
Drive	532140294		6434BR	Z4822			
Deck Drive	532174883		6721BR	Hydro. Drive	539110411		6755BR
YTH1848XP				Deck Drive	539109243		6785BR
Drive	532140294		6434BR	Z4824			
Primary	532174368		6649BR	Hydro. Pump	539110411		6755BR
Secondary	532180808		6614BR	Deck	539109243		6785BR
YTH1848XPT				Z5426			
Drive	532130969		6757BR	Hydro. Pump	539110411		6755BR
Deck	532197242		6786BR	Deck	539110832		6759BR
YTH2042				ZTH5221; ZTH5222; ZTH5223; ZTH5225			
Drive	532130969		6757BR	Pump	539104334		6756BR
YTH2046				Deck	539104335		6760BR
Drive	532140294		6434BR	ZTH6125; ZTH6126			
Secondary	532144959		6758BR	Pump	539104334		6756BR
YTH2048				Deck	539104336		6761BR
Drive	532140294		6434BR	ZTH7226			
Primary	532174368		6649BR	Pump	539104334		6756BR
Secondary	532174369		6614BR	HUSTLER EXCEL			
YTH2146XP				3500; 3700			
Drive	532130969		6757BR	Deck Drive; W/72" Side Discharge Deck ...	601715		6859BR
Deck	532405143		6821BR	ATZ 27/60			
YTH2148				Hydro. Pump	781443		6793BR
Drive	532140294		6434BR	Deck Drive; W/Side Discharge	797720		6802BR
Primary	532174368		6649BR	ATZ 31/72			
Secondary	532180808		6614BR	Deck Drive	784207		6803BR
YTH2242				FasTrak 22/48			
Drive	532130969		6757BR	Hydro. Pump	600979		6756BR
Deck Drive	532405143		6821BR	Deck Drive	791335		6783BR
YTH2242T							
Drive	532140218		6811BR				
Deck	532144959		6758BR				

Belts for Riding Mowers

Application	OEM No.	Standard Belts	Premium Belts
HUSTLER EXCEL - Continued			
FasTrak 23/54			
Hydro. Pump	600979		6756BR
Deck Drive	789388		6732BR
FasTrak 24/60			
Hydro. Pump	600979		6756BR
Deck Drive	782292		6733BR
FasTrak 48"			
Hydro. Pump	600979		6756BR
Deck	791335		6783BR
FasTrak 54"			
Hydro. Pump	600979		6756BR
Deck	789388		6732BR
FasTrak Super Duty 19/36			
Hydro. Pump	602253		6448BR
Deck Drive	600726		6684BR
FasTrak Super Duty 19/42			
Hydro. Pump	602253		6448BR
Deck Drive	793893		6486BR
FasTrak Super Duty 21/48			
Hydro. Pump	600979		6756BR
Deck Drive	791335		6783BR
FasTrak Super Duty 21/54			
Hydro. Pump	600979		6756BR
Deck Drive	789388		6732BR
FasTrak Super Duty 21/60			
Hydro. Pump	600979		6756BR
Deck Drive	782292		6733BR
FasTrak Super Duty 22/48			
Hydro. Pump	600979		6756BR
Deck Drive	791335		6783BR
FasTrak Super Duty 23.5/54			
Hydro. Pump	600979		6756BR
Deck Drive	789388		6732BR
FasTrak Super Duty 23.5/60			
Hydro. Pump	600979		6756BR
Deck Drive	782292		6733BR
FasTrak Super Duty 36"			
Deck	600726		6684BR
FasTrak Super Duty 42"			
Deck	600734		6727BR
FasTrak Super Duty 48"			
Hydro. Pump	600979		6756BR
Eng. To Deck	791335		6783BR
FasTrak Super Duty 54"			
Hydro. Pump	600979		6756BR
Deck	789388		6732BR
FasTrak Super Duty 60"			
Hydro. Pump	600979		6756BR
Deck Drive	782292		6733BR
Hustler Mini Z 19/44			
Hydro. Pump	786533		6674BR
Deck Drive	791335		6783BR
Hustler Mini Z 19/52			
Hydro. Pump	786533		6674BR
Deck Drive	789388		6732BR
Hustler Mini Z 20/44			
Hydro. Pump	786533		6674BR
Deck Drive	791335		6783BR
Hustler Mini Z 20/52; Hustler Mini Z 23/52; Hustler Mini Z 24/52			
Hydro. Pump	786533		6674BR
Deck Drive	789388		6732BR
Hustler Sport 17.5/42			
Hydro. Pump	769133		6448BR
Deck Drive	600726		6684BR
Hustler Sport 21/48			
Hydro. Pump	769133		6448BR
Deck Drive	771634		6845BR

Application	OEM No.	Standard Belts	Premium Belts
HUSTLER EXCEL - Continued			
Hustler Super Z 24/60			
Hydro. Pump	781443		6793BR
Deck Drive; W/Side Discharge	781310		6844BR
Hustler Super Z 24/72			
Hydro. Pump	781443		6793BR
Deck Drive; W/Side Discharge	784207		6803BR
Hustler Super Z 25/60			
Hydro. Pump	781443		6793BR
Deck Drive; W/Side Discharge	781310		6844BR
Hustler Super Z 25/72			
Hydro. Pump	781443		6793BR
Deck Drive; W/Side Discharge	784207		6803BR
Hustler Super Z 26/66			
Hydro. Pump	781443		6793BR
Deck Drive	797936		6784BR
Hustler Super Z 27/60			
Hydro. Pump; 2010 & Older	781443		6793BR
Deck Drive; W/Side Discharge; 2010 & Older	781310		6844BR
Hydro. Pump; 2011	602762		6846BR
Deck Drive; W/Side Discharge; 2011	602744		6919BR
Hustler Super Z 28/66; Hustler Super Z 30/66; Hustler Super Z 31/66			
Hydro. Pump	781443		6793BR
Deck Drive	797936		6784BR
Hustler Z 23/52			
Hydro. Pump	781443		6793BR
Deck Drive	782292		6733BR
Hustler Z 23/60; Hustler Z 24/60			
Hydro. Pump	781443		6793BR
Deck Drive	781310		6844BR
Hustler Z 25/52			
Hydro. Pump	781443		6793BR
Deck Drive	782292		6733BR
Hustler Z 25/60			
Hydro. Pump	781443		6793BR
Deck Drive	781310		6844BR
Hustler Z 25/72			
Hydro. Pump	781443		6793BR
Deck Drive	784207		6803BR
Hustler Z 27/52			
Hydro. Pump	781443		6793BR
Deck Drive	782292		6733BR
Hustler Z 27/60			
Hydro. Pump	781443		6793BR
Deck Drive	781310		6844BR
Hustler Z 27/72			
Hydro. Pump	781443		6793BR
Deck Drive	784207		6803BR
Hustler Z Diesel			
Deck Drive; W/54" Deck; W/Side Discharge; 2010 & Older	601525		6882BR
Eng. To Deck; W/60" Deck; W/Rear Discharge; 2011 & Newer	602854		6761BR
Blade Drive; W/60" Deck; W/Rear Discharge; 2011 & Newer	603397		6942BR
Blade Drive; W/72" Deck; W/Rear Discharge; 2011 & Newer	603397		6942BR
Hustler Z XR-7 24/60; Hustler Z XR-7 25/60; Hustler Z XR-7 26/60; Hustler Z XR-7 27/60; Hustler Z XR-7 29/60			
Hydro. Pump	781443		6793BR
Deck Drive	797720		6802BR
Mini FasTrak 36"			
Deck	793828		6848BR
Hydro. Pump	793836		6847BR
Mini FasTrak 42"			
Deck	793893		6486BR
Hydro. Pump	793836		6847BR
Sport 15/42; Sport 16/42			
Hydro. Pump	769133		6448BR

Belts for Riding Mowers

Application	OEM No.	Standard Belts	Premium Belts
HUSTLER EXCEL - Continued			
Sport 15/42; Sport 16/42 - Continued			
Deck Drive	600726		6684BR
Sport 16/48; Sport 18/48			
Hydro. Pump	769133	6448BR	
Deck Drive	771634	6845BR	
Sport 21.5/54; Sport 26/54			
Hydro. Pump	769133	6448BR	
Deck Drive	777185	6567BR	
Super Mini Z 23/44			
Hydro. Pump	786533	6674BR	
Deck Drive	791335	6783BR	
Super Mini Z 24/52; Super Mini Z 25/52			
Hydro. Pump	786533	6674BR	
Deck Drive	789388	6732BR	
Super Z 27/60			
Hydro. Pump	602762	6846BR	
Deck Drive; W/Side Discharge	602744	6919BR	
Eng. To Deck; W/Rear Discharge	789388	6732BR	
Super Z 27/72			
Hydro. Pump	602762	6846BR	
Deck Drive; W/Side Discharge	602747	6921BR	
Eng. To Deck; W/Rear Discharge	782292	6733BR	
Super Z 29/60			
Hydro. Pump	602762	6846BR	
Deck Drive; W/Side Discharge	602744	6919BR	
Super Z 29/66			
Hydro. Pump	602762	6846BR	
Deck Drive; W/Side Discharge	602860	6920BR	
Super Z 31/60			
Hydro. Pump	602762	6846BR	
Deck Drive; W/Side Discharge	602744	6919BR	
Super Z 31/72			
Hydro. Pump	602762	6846BR	
Deck Drive; W/Side Discharge	602747	6921BR	
Super Z 35/60			
Hydro. Pump	602762	6846BR	
Deck Drive; W/Side Discharge	602744	6919BR	
Eng. To Deck; W/Rear Discharge	789388	6732BR	
Super Z 35/66			
Hydro. Pump	602762	6846BR	
Deck Drive; W/Side Discharge	602860	6920BR	
Super Z 35/72			
Hydro. Pump	602762	6846BR	
Deck Drive; W/Side Discharge	602747	6921BR	
Eng. To Deck; W/Rear Discharge	782292	6733BR	
Super Z 37/60			
Hydro. Pump	602762	6846BR	
Deck Drive; W/Side Discharge	602744	6919BR	
Super Z 37/66			
Hydro. Pump	602762	6846BR	
Deck Drive; W/Side Discharge	602860	6920BR	
Super Z 37/72			
Hydro. Pump	602762	6846BR	
Deck Drive; W/Side Discharge	602747	6921BR	
X-One 22/48			
Hydro. Pump	602907	6799BR	
Deck Drive	786483	6692BR	
X-One 22/54			
Hydro. Pump	602907	6799BR	
X-One 23.5/54			
Hydro. Pump	602907	6799BR	
Deck Drive; W/Side Discharge	797928	6768BR	
X-One 23.5/60			
Hydro. Pump	602907	6799BR	
Eng. To Deck; W/Rear Discharge	777185	6567BR	
Blade Drive; W/Rear Discharge	603397	6942BR	
X-One 24/48; X-One 25/48			
Hydro. Pump	602907	6799BR	
Deck Drive	786483	6692BR	

Application	OEM No.	Standard Belts	Premium Belts
HUSTLER EXCEL - Continued			
X-One 26/54			
Hydro. Pump	602907		6799BR
Deck Drive	797928		6768BR
X-One 26/60			
Hydro. Pump	602907		6799BR
X-One 27/54			
Hydro. Pump	602907		6799BR
Deck Drive; W/Side Discharge	797928		6768BR
X-One 27/60; X-One 31/60			
Hydro. Pump	602907		6799BR
Z4			
Pump Drive	601947		6735BR
Deck Drive; W/48" Deck	786483		6692BR
INGERSOLL			
80XC; 80XE; 80XI; 80XM			
Eng. To Deck	C24342		6836
Traction	C24342		6836
108YT			
P.T.O.	C19171		6833
Trans.; Ser. No. 14084846 & Before	C29878		6880
Trans.; Ser. No. 14084847 & After	C29699		6884
114YT			
P.T.O.	C19171		6833
Trans.; Ser. No. 14087759 & Before	C29878		6880
Trans.; Ser. No. 14087760 & After	C29699		6884
116YT			
P.T.O.	C19171		6833
Trans.; Ser. No. 14089590 & Before	C29878		6880
Trans.; Ser. No. 14089591 & After	C29699		6884
220; 222			
Deck; W/G-40 Deck	C23810		6869
Deck; W/G-44 Deck	C22707		6876
Deck; W/G-46 Deck	C22708		6880
Deck; W/H-40 Deck	C23810		6869
Deck; W/H-44 Deck	C22707		6876
Deck; W/H-46 Deck	C22708		6880
Drive; W/G-40 Deck	C23805		6866
Drive; W/G-44 Deck	C23804		6867
Drive; W/G-46 Deck	C23804		6867
Drive; W/H-40 Deck	C23807		6864
Drive; W/H-44 Deck	C23807		6864
Drive; W/H-46 Deck	C23708		6864
444			
Deck; W/F-44 Deck	C23811		3V750
Deck; W/F-46 Deck	C22708		6880
Deck; W/G-44 Deck	C22707		6876
Deck; W/G-46 Deck	C22708		6880
Deck; W/H-40 Deck	C23810		6869
Deck; W/H-44 Deck	C22707		6876
Deck; W/H-46 Deck	C22708		6880
Deck; W/J-40, K-40 Deck	C23810		6869
Deck; W/J-44, J-45, K-44, K-45 Deck	C22707		6876
Deck; W/J-46, K-46 Deck	C22708		6880
Drive; W/F-46 Deck	C23810		6869
Drive; W/G-44 Deck	C23806		6870
Drive; W/G-46 Deck	C23806		6870
Drive; W/H-40 Deck	C23809		6870
Drive; W/H-44 Deck	C23809		6870
Drive; W/H-46 Deck	C23809		6870
Drive; W/J-40, K-40 Deck	C23359		6871
Drive; W/J-44, J-45, K-44, K-45 Deck	C23359		6871
Drive; W/J-46, K-46 Deck	C23359		6871
446; 448			
Deck; W/J-40, K-40 Deck	C23810		6869
Deck; W/J-44, J-45, K-44, K-45 Deck	C22707		6876
Deck; W/J-46, K-46 Deck	C22708		6880
Drive; W/J-40, K-40 Deck	C23359		6871
Drive; W/J-44, J-45, K-44, K-45 Deck	C23359		6871
Drive; W/J-46, K-46 Deck	C23359		6871
808			
Deck	C24349		6873

Belts for Riding Mowers

Application	OEM No.	Standard Belts	Premium Belts	Application	OEM No.	Standard Belts	Premium Belts
INGERSOLL - Continued				INTERNATIONAL - Continued			
810				Cadet 382			
Deck	305698		6873	Eng. To Deck	132407C1		6869
1112H				Eng. To J.S.	132013C1		6830
Deck			6978	J.S. To Trans.	549822R1		6868
3010; 3012				Cadet 482			
Eng. To Deck	C23358		6750BR	Trans.	126496C1		6833
INTERNATIONAL				Cadet 982			
Cadet 55				P.T.O.	140080C1		6832
Blade	488077R1		6848	Cub			
Forward	549108R1		6838	Drive	376230R1		3V315
Cadet 60				Fan	251428R1		TR24315
Blade	488077R1		6848	Cub Lo Boy 154; Cub Lo Boy 184; Cub Lo Boy 185			
Forward	487994R1		6837	Fan & Gen.	527621R1		7480
Mower	488082R1		6852	J.C. PENNEY CO.			
Reverse	487996R1		6835	850-5992			
Cadet 70				Cross Deck	37X66		6475BR
Drive; W/36 5/8" Belt O.C.	214878R1		7360	Deck	37X70		6603BR
Drive; W/38", 42", 48" Deck	490489R2		6513BR	Drive	37X61		6452BR
Gen.	376230R1		3V315	870-0742			
Hyd. Pump	386160R1		7330	Cross Deck	37X66		6475BR
Cadet 71				Deck; Model No. 44620X25B	37X70		6603BR
Drive	214878R1		7360	Drive	37X61		6452BR
Gen.	376230R1		3V315	JACOBSEN			
Hyd. Pump	386160R1		7330	70" Trimmer			
Cadet 72				Eng. To Hydro.	336263		6825
Drive	214878R1		7360	P.T.O.	336262		6832
Gen.	401960R1		7320	110			
Cadet 73				Intermediate Pulley To J.S.	336219		6830
Gen.	401960R1		7320	Mower Deck	390008		6847
Cadet 76				1200			
Clutch	549821R1		6831	Drive	330559		6946
Drive	549822R1		6868	1650			
Cadet 80				P.T.O. To Deck	328892		6883
Clutch	61083C1		6832	1962			
Drive	56235C1		6868	Hyd. Pump; W/Diesel Eng.	3001869		6944
Cadet 81				Hyd. Pump; W/Gas Eng.	336481		6943
Drive	56235C1		6868	42602			
Cadet 86				Blade	311496		6857
Drive; W/38", 42", 48" Deck	490489R2		6513BR	Differential	311419	2280	6828
Gen.	401960R1		7320	Gen.	312529	1240	6724
Cadet 100; Cadet 102; Cadet 104; Cadet 105; Cadet 106; Cadet 107; Cadet 108; Cadet 109; Cadet 122				42620; 42622; 42625; 42627			
Gen.	376230R1		3V315	Blade	331846	2510	6851
Hyd. Pump	386160R1		7330	Traction	331672	2480	6848
Cadet 123				42635			
Drive; W/38", 42", 48" Deck	490489R2		6513BR	Blade	546343		6852
Gen.	376230R1		3V315	Eng. To Variator	546341		6925
Hyd. Pump	386160R1		7330	Variator	546342		6931
Cadet 124; Cadet 125; Cadet 126; Cadet 127; Cadet 128; Cadet 129				42636; 42638; 42641; 42642; 42650; 42651			
Gen.	376230R1		3V315	Drive	330463		6876
Hyd. Pump	386160R1		7330	43002			
Cadet 147; Cadet 149				Blade	331847		6848
Gen.	401960R1		7320	Traction	331672	2480	6848
Hyd. Pump	386160R1		7330	43026; 43027; 43029; 43031; 43032; 43034; 43036; 43037; 43042; 43043			
Cadet 169				Drive	330463		6876
Drive; W/38", 42", 48" Deck	490489R2		3V800	53028; 53032			
Gen.	401960R1		7320	Gen.	315402		6832
Hyd. Pump	386160R1		7330	Trans.			6978
Cadet 182				53033; 53034			
Eng. To Deck	132407C1		6869	Gen.; W/32" Belt O.C.	315402		6832
Eng. To J.S.	132013C1		6830	Gen.; W/35" Belt O.C.	326227		7350
J.S. To Trans.	549822R1		6868	Trans.	342660		6977
Cadet 282				53035; 53036; 53037; 53038; 53039; 53050			
Eng. To Deck	132407C1		6869	Gen.	326227		7350
Eng. To J.S.	61083C1		6832	Trans.	342660		6977
J.S. To Trans.	61084C1		6859	53070			
				Gen.	315402		6832

Belts for Riding Mowers

Application	OEM No.	Standard Belts	Premium Belts	Application	OEM No.	Standard Belts	Premium Belts
JACOBSEN - Continued				JACOBSEN - Continued			
53074				G-4X4			
Gen.; W/32" Belt O.C.	315402		6832	Fan & Alt.	REM1415		7420
Gen.; W/35" Belt O.C.	326227		7350	P.T.O.			▲9525HD
Trans.	342660		6977				
53077				G-20D			
Gen.	326227		7350	Fan & Alt.	1687531M1		▲9525HD
Trans.	342660		6977				
53080; 53082				G-Plex III			
Gen.	326227		7350	Blade Drive	365235		6678BR
Trans.	343359		6972				
53088				Greens King			
Gen.	326227		7350	Blade Drive	365235		6678BR
Trans.	342660		6977	Hyd. Pump	332111		6844
53090; 53092				GT			
Gen.	326227		7350	Auger	392410		6841
Trans.	343359		6972	Blade; W/50" Rotary Mower	330503		6897
				Blade; W/60" Rotary Mower	392397		B112
53100; 53101; 53105; 53106; 53107; 53108				Drive; W/35" Belt O.C.	330599		6835
P.T.O.	332051		6829	Drive; W/35 1/2" Belt O.C.	326227		3V355
Traction	329184	2840	6884	Mower; W/50" Rotary Mower	328892		6883
				Trans.	330559		6946
53130				HF-5D			
P.T.O.	332051		6829	W.P., Idler & J.S.	337854		7450
Traction	328825		6884				
53132				HF-15			
P.T.O.	332051		6829	Fan & Alt.	390324		▲9545HD
53145; 53146				Hustler 400			
P.T.O.	332051		6829	Fan & Alt.	039289		7340
Trans.	329184	2840	6884	Gov.	039271		7417
53147				Hydro Turf King			
Blade	329193		6890	Axle	330790		6836
Eng. To J.S.	332051		6829	Clutch; W/26" Belt O.C.	311649	3260	6926
J.S. To Trans.	329184	2840	6884	Clutch; W/28" Belt O.C.	325983	3280	
				Drive	314600		6966
53148				Gen.	326227		3V355
Blade	328821		6883	Hydro.	335856		6839
Deck	390008		6847	Trans.	325984		6933
Eng. To J.S.	336219		6830				
J.S. To Trans.	329184	2840	6884	Javelin 26"			
				Differential	311419		6828
53151				Starter	312529		6724
P.T.O.	329184		6830	Javelin Mark II; Javelin Mark III			
Trans.	329184	2840	6884	Drive	330463		6876
53200; 53215				JR830; JR1030E; JR1230E			
Gen.	326227		7350	Deck	JA991488		6873
				Drive	JA990738		6852
53245; 53259; 53260				LF100			
Gen.	326227		7350	Fan & W.P.	337442		7430
Trans.	343359		6972				
233431				LF128			
Front Reel	314600		6966	Alt. & W.P.			7375
P.T.O.	325983	3280					
Belt; W/33" Belt O.C.	325984		6933	LF3810			
				Alt.			7385
1240287				Mowmobile 48"			
Eng. To Deck; W/14 H.P. Eng.	JA992251		6864	Blade To Blade	310538	3360	6936
1240670				Eng.	311649	3260	6926
Eng. To Deck; W/18 H.P. Eng.	JA992251		6864	Gen.	310917	2350	6835
				Idler	311650		6933
Chief LT				Olympia; Olympic			
Belt; W/29" Belt O.C.	332051		6829	Brake	331984	2160	
Belt; W/30" Belt O.C.	336219		6830	Blade; W/48" Belt O.C.	331847	2480	6848
Blade; W/82" Belt O.C.; W/42" Rotary Mower	328821		6882	Blade; W/51" Belt O.C.	331846	2510	6851
Blade; W/83" Belt O.C.; W/42" Rotary Mower	328892		6883	Traction	331672	2480	6848
Drive; W/45" Belt O.C.	329205		6845	ST5111			
Drive; W/34" Rotary Mower	329193		6890	Fan & Alt.	REMF6415		▲9425HD
Drive; W/42" Rotary Mower	390008		6847				
P.T.O.	390188		6844	T428D			
Traction	330447		6867	Alt. & W.P.	JB306A		7300
Commercial 60"				T445G			
Eng. To Hyd. Pump	333719		6962	Alt. & W.P.			7375
Commercial 72"				Turf Blazer 422			
Eng. To Hyd. Pump	333719		6962	Fan & Alt.			7355
P.T.O.	336488		6943	Turf Groomer			
Traction	336481		6943	Auger	327161		C85
				Turf King			
				Axle	330790		6836
				Clutch; W/26" Belt O.C.	311649	3260	6926

▲ Standard Belt May Also Be Available.

Belts for Riding Mowers

Application	OEM No.	Standard Belts	Premium Belts
JACOBSEN - Continued			
Turf King - Continued			
Clutch; W/28" Belt O.C.	325983	3280	
Drive	314600		6966
Gen.	326227		3V355
Hydro.	335856		6839
Trans.	325984		6933
Turf King 76"			
Axle; Late	330790		6836
Countershaft; Early	312571	3290	6929
Countershaft; W/29" Belt O.C.; Late	312571	3290	6929
Countershaft; W/66" Belt O.C.; Late	314600		6966
Differential; Late	325984	3330	6933
Differential; W/32" Belt O.C.; Early	312795		6932
Differential; W/33" Belt O.C.; Early	311650		6933
Eng.; Late	311649	3260	6926
Eng.; W/25" Belt O.C.; Early	312796		6925
Eng.; W/26" Belt O.C.; Early	311649	3260	6926
Gen.; Late	326227		3V355
Hydro.; Late	335856		6839
Reel Drive; Late	335832		6838
Turf King 84"			
Axle	330790		6836
Countershaft; W/29" Belt O.C.	312571	3290	6929
Countershaft; W/66" Belt O.C.	314600		6966
Differential	325984	3330	6933
Eng.	311649	3260	6926
Gen.	326227		3V355
Hydro.	335856		6839
Reel Drive	335832		6838
UT32017; UT32020; UT32021; UT32022			
Deck	JA991488		6873
Drive	JA990738		6852
YT14; YT15; YT16; YT18			
Eng. To Deck	JA992251		6864
JARI			
N Poweride			
Eng. To J.S.	N1133	3580	6958
JOHN DEERE			
55 Riding Mower; 56			
Blade	M44498		6860
Traction	M44483		6848
57			
Blade	M45863		6856
Deck	M45862		6847
Traction	M44483		6848
60 Lawn Tractor			
Primary	M43489		6857
Secondary	M41592		6840
65 Lawn Tractor			
Blade	M44498		6860
Traction	M44483		6848
66			
Blade	M80386		6864
Traction	M82167		6851
68			
Blade	M49920		6899
Traction	M82167		6851
70 Lawn Tractor			
Primary	M43489		6857
Secondary	M41592		6840
85-086			
Primary; W/11 H.P. Eng.	M89112		6463BR
90; 96			
Drive; Ser. No. 10000 & Before	M46758		6836
Drive; W/Electric Start; Ser. No. 10001 & After	M41592		6840
Drive; W/O Electric Start; Ser. No. 10001 & After			6840
100			
Primary	M43489		6857
Secondary	M41592		6840

Application	OEM No.	Standard Belts	Premium Belts
JOHN DEERE - Continued			
102			
Deck Drive	GX20072		6651BR
Traction	GX22036		6757BR
108			
Drive	M83837		6463BR
Primary J.S.; W/970 Deck	M88184		6735BR
Secondary J.S.; W/762, 970 Deck; W/66" Belt O.C.	M82462		6743BR
Spindle; W/762 Deck; W/39" Belt O.C.	M82461		6839
110			
Blade To Blade; W/38", 39", 47" Deck	M40223		6627BR
Gen.; Ser. No. 100000 & Before	M41335		6732
Hyd.; Ser. No. 100000 & Before	M41341		7330
Primary; Ser. No. 100000 & Before	M40015		6935
Primary; Ser. No. 100001 & After	M82258		6940
Pump Drive; Ser. No. 100001 Thru 250000; W/Kohler Eng.	M44113		7419
Pump Drive; Ser. No. 100001 Thru 250000; W/Tecumseh Eng.	M43106		7390
Secondary; Ser. No. 100000 & Before	M44121		6502BR
Secondary; Ser. No. 100001 & After	M44121		6502BR
Secondary; Ser. No. 100,000 & Before	M77988		6683BR
110H			
Gen.; Ser. No. 100000 & Before	M41335		6732
Hyd.; Ser. No. 100000 & Before	M41341		7330
Primary; Ser. No. 100000 & Before	M40015		6935
Primary; Ser. No. 100001 & After	M82258		6940
Pump Drive; Ser. No. 100001 Thru 250000; W/Kohler Eng.	M44113		7419
Pump Drive; Ser. No. 100001 Thru 250000; W/Tecumseh Eng.	M43106		7390
Secondary; Ser. No. 100000 & Before	M44121		6502BR
Secondary; Ser. No. 100001 & After	M44121		6502BR
Secondary; Ser. No. 100,000 & Before	M77988		6683BR
111			
Drive	M83837		6463BR
Primary J.S.; W/970 Deck	M88184		6735BR
Secondary J.S.; W/762, 970 Deck; W/66" Belt O.C.	M82462		6743BR
Spindle; W/762 Deck; W/39" Belt O.C.	M82461		6839
111H			
Drive	M84075		6672BR
Primary J.S.; W/970 Deck	M88184		6735BR
Secondary J.S.; W/762, 970 Deck; W/66" Belt O.C.	M82462		6743BR
P.T.O.	M82362		6463BR
Spindle; W/762 Deck; W/39" Belt O.C.	M82461		6839
112			
Blade To Blade; W/38", 39", 47" Deck	M40223		6627BR
Gen.; Ser. No. 100000 & Before	M41335		6732
P.T.O.; Ser. No. 100000 & Before	M40757		6877
Primary; Ser. No. 100001 & After	M82258		6940
Pump Drive; Ser. No. 100001 Thru 250000; W/Kohler Eng.	M44113		7419
Pump Drive; Ser. No. 100001 Thru 250000; W/Tecumseh Eng.	M43106		7390
Secondary; Ser. No. 100001 & After	M44121		6502BR
Secondary; Ser. No. 100000 & Before	M77988		6683BR
112H			
Gen.; Ser. No. 100000 & Before	M41335		6732
P.T.O.; Ser. No. 100000 & Before	M40757		6877
Primary; Ser. No. 100001 & After	M82258		6940
Pump Drive; Ser. No. 100001 Thru 250000; W/Kohler Eng.	M44113		7419
Pump Drive; Ser. No. 100001 Thru 250000; W/Tecumseh Eng.	M43106		7390
Secondary; Ser. No. 100001 & After	M44121		6502BR
Secondary; W/46" Deck	M77988		6683BR
112L			
Drive			6879
Primary J.S.; W/970 Deck	M82734		6834
Primary; W/970 Deck	M77988		6683BR
Secondary J.S.; W/970 Deck	M82462		6743BR
115			
Deck Drive	GX20072		6651BR

Belts for Riding Mowers

Application	OEM No.	Standard Belts	Premium Belts	Application	OEM No.	Standard Belts	Premium Belts
JOHN DEERE - Continued				JOHN DEERE - Continued			
115 - Continued				170 Riding Mower - Continued			
Traction	GX20006		6690BR	Secondary; W/46" Deck	M84136		A100
116				Trans.	M86996		6627BR
Drive; Ser. No. 285000 & Before	M83837		6463BR	175			
Drive; Ser. No. 285001 & After	M86996		6887	Primary; W/970 Deck; W/60" Belt O.C.	M82734		6860
Primary; W/1170 Deck; W/62" Belt O.C.	M84223		6862	Primary; W/970 Deck; W/61" Belt O.C.	M77988		6683BR
Primary; W/970 Deck; W/59" Belt O.C.	M84365		6859	Primary; W/970 Deck; W/80" Belt O.C.	M73223		6880
Primary; W/970 Deck; W/60" Belt O.C.	M88184		6735BR	Primary; W/1170 Deck	M91147		6863
Secondary; W/1170 Deck; W/102" Belt O.C.	M84136		A100	Secondary; W/970 Deck; W/66" Belt O.C.	M82462		6743BR
Secondary; W/970 Deck; W/66" Belt O.C.	M82462		6743BR	Secondary; W/1170 Deck	M84136		A100
116H				Traction; W/78 1/2" Belt O.C.	M84075		6672BR
Drive	M84075		6672BR	Traction; Ser. No. 475000 & Before	M89832		6637BR
Primary; W/1170 Deck; W/62" Belt O.C.	M84223		6862	Traction; Ser. No. 475001 & After	M73223		6880
Primary; W/970 Deck; W/59" Belt O.C.	M84365		6859	Trans.	M86996		6887
Primary; W/970 Deck; W/60" Belt O.C.	M88184		6735BR	180			
Secondary; W/1170 Deck; W/102" Belt O.C.	M84136		A100	Primary; W/38" Deck	M77988		6683BR
Secondary; W/970 Deck; W/66" Belt O.C.	M82462		6743BR	Secondary; W/38" Deck	M82462		6743BR
120				Primary; W/46" Deck	M91147		6863
Belt; W/41" Deck	M40757		6877	Secondary; W/46" Deck	M84136		A100
Belt; W/48" Deck	M41668		6533BR	Trans.	M86996		6627BR
Deck Drive; W/48" Deck	M82718		6713BR	185			
P.T.O.; W/35" Belt O.C.	AM32172		6835	Primary; W/38" Deck	M77988		6683BR
P.T.O.; W/36" Belt O.C.	AM32636		6836	Primary; W/46" Deck	M91147		6863
P.T.O.; W/41" Belt O.C.	M43795		6841	Secondary; W/38" Deck	M82462		6743BR
Primary; W/83" Belt O.C.	M45998		6883	Secondary; W/46" Deck	M84136		A100
Primary; W/86" Belt O.C.	M45254		6886	Drive; W/79 1/3" Belt O.C.	M89832		6637BR
125 Riding Mower				Drive; W/78 1/2" Belt O.C.	M84075		6672BR
Deck Drive	GX20072		6651BR	190C			
Traction	GX20006		6690BR	Traction	GX21986		6627BR
130				Deck Drive	GX21395		6769BR
Eng. To Blade	M90958		6855	200			
Eng. To Trans.	M40757		6877	Hyd. Pump	M48520		6825
Traction	M86996		6887	Primary	M47766		6508BR
135				Traction; W/40" Belt O.C.	M82258		6940
Deck Drive	GX20072		6651BR	Traction; W/68" Belt O.C.	M44121		6502BR
Traction	GX20006		6690BR	Traction; W/74" Belt O.C.	M43820		6914BR
140				208			
Belt; W/41" Deck	M40757		6877	Primary	M47766		6508BR
Belt; W/48" Deck	M41668		6533BR	Traction; W/40" Belt O.C.	M82258		6940
Deck Drive; W/48" Deck	M82718		6713BR	Traction; W/68" Belt O.C.	M44121		6502BR
P.T.O.; W/35" Belt O.C.	AM32172		6835	Traction; W/74" Belt O.C.	M43820		6914BR
P.T.O.; W/36" Belt O.C.	AM32636		6836	210; 212; 214			
P.T.O.; W/41" Belt O.C.	M43795		6841	Hyd. Pump	M48520		6825
Primary; W/83" Belt O.C.	M45998		6883	Primary	M47766		6508BR
Primary; W/86" Belt O.C.	M45254		6886	Traction; W/40" Belt O.C.	M82258		6940
145; 155C				Traction; W/68" Belt O.C.	M44121		6502BR
Traction	GX20006		6690BR	Traction; W/74" Belt O.C.	M43820		6914BR
Deck Drive; W/48" Deck	GX21833		6686BR	216			
160				Hyd. Pump	M48520		6825
Primary	M77988		6683BR	Primary	M47766		6508BR
Blade; W/38" Deck	M82462		6743BR	Tiller Attachment	M81805		6849
Blade; W/46" Deck	M84136		A100	Traction; W/40" Belt O.C.	M82258		6940
Drive; W/38" Deck	M82734		6860	Traction; W/68" Belt O.C.	M44121		6502BR
Drive; W/46" Deck	M91147		6863	Traction; W/74" Belt O.C.	M43820		6914BR
Eng. To J.S.	M91147		6863	240; 245; 260			
Trans.	M83837		6463BR	Primary; W/38" Deck	M73478		6859
165				Primary; W/46" Deck	M84223		6862
Primary; W/970 38" Deck; W/60" Belt O.C.	M82734		6860	Primary; W/48" Deck	M77988		6683BR
Secondary; W/970 38" Deck; W/66" Belt O.C.	M82462		6743BR	Secondary; W/38" Deck	M82462		6743BR
O.C.	M82462		6743BR	Secondary; W/46" Deck	M84136		A100
Traction; W/79" Belt O.C.	M84075		6672BR	Secondary; W/48" Deck	M110313		6650BR
Primary; W/970 38" Deck; Ser. No. 420001 & After	M82734		6860	Traction; W/74" Belt O.C.	M71135		6874
Secondary; W/970 38" Deck; Ser. No. 420001 & After	M82462		6866	Traction; W/84" Belt O.C.	M71026		6884
Traction; W/87" Belt O.C.; Ser. No. 420001 & After	M86996		6887	265			
170 Riding Mower				Primary; W/46" Deck	M84223		6862
Primary; W/38" Deck; Ser. No. 420001 & After	M77988		6683BR	Secondary; W/46" Deck	M84136		A100
Secondary; W/38" Deck	M82462		6743BR	Primary; W/48" Deck	M77988		6683BR
Primary; W/46" Deck	M91147		6863	Secondary; W/48" Deck	M110313		6650BR
				Traction	M71135		6874
				Traction	M71026		6884
				285			
				Primary; W/46" Deck; Ser. No. 010417 & Before	M84223		6862
				Primary; W/46" Deck; Ser. No. 010418 & After	M95861		6861

Belts for Riding Mowers

Application	OEM No.	Standard Belts	Premium Belts
JOHN DEERE - Continued			
285 - Continued			
Primary; W/48" Deck	M77988		6683BR
Primary; W/50" Deck	M84223		6862
Secondary; W/46" Deck	M84136		A100
Secondary; W/48" Deck	M110313		6650BR
Traction	M71135		6874
300 Hydro			
Deck Drive	M82718		6713BR
P.T.O.	M43795		6841
312; 314			
Deck Drive; W/48" Deck	M82718		6713BR
P.T.O.	M43795		6841
316			
Deck Drive; W/48" Deck; Ser. No. 095000 & Before	M82718		6713BR
Deck Drive; W/48" Deck; Ser. No. 285001 & After	M119872		6710BR
Primary	M89090		5701
P.T.O.; Ser. No. 095000 & Before	M43795		6841
P.T.O.; Ser. No. 285001 & After	M86060		6843
317			
Deck Drive; W/48" Deck; Ser. No. 095000 & Before	M82718		6713BR
Deck Drive; W/48" Deck; Ser. No. 095001 & After	M119872		6710BR
P.T.O.	M82720		6845
318			
Deck Drive; W/48" Deck; Ser. No. 095000 & Before	M82718		6713BR
Deck Drive; W/48" Deck; Ser. No. 285001 & After	M119872		6710BR
Primary	M89090		5701
P.T.O.; W/43" Belt O.C.	M86060		6843
P.T.O.; W/90" Belt O.C.	M82718		6713BR
Belt; W/98" Belt O.C.	M41668		6533BR
320 Lawn Tractor			
Primary; W/48" Deck	M77988		6683BR
Secondary; W/48" Deck	M110313		6650BR
Snow Thrower Attachment	PT2303		6737
Traction	M71135		6874
322			
Blade To Blade	M119685		B101
Drive	M119871		6524BR
Fan; W/34 5/8" Belt O.C.	M800048		7340
Fan; W/36 5/8" Belt O.C.	M1900T		7360
Gen.	M1862T		7250
Primary; W/107" Belt O.C.	M89111		68107
Primary; W/108" Belt O.C.	M71730		6379
325			
Primary; W/38" Deck	M117608		6915BR
Secondary; W/38" Deck	M82462		6743BR
Primary; W/44" Deck	M119696		6863BR
Secondary; W/44" Deck	M115776		6805BR
Primary; W/48" Deck	M143019		6655BR
Secondary; W/48" Deck	M154958		6650BR
Primary; W/54" Deck	M143019		6655BR
Secondary; W/54" Deck	M118685		6843BR
330 Lawn Tractor			
Blade To Blade	M119685		B101
Drive	M119871		6524BR
Fan; W/34 5/8" Belt O.C.	M800048		7340
Fan; W/36 5/8" Belt O.C.	M1900T		7360
Gen.	M1862T		7250
Primary; W/107" Belt O.C.	M89111		68107
Primary; W/108" Belt O.C.	M71730		6379
332			
Fan; W/34 5/8" Belt O.C.	M800048		7340
Fan; W/36 5/8" Belt O.C.	M1900T		7360
Primary; W/48" Deck	M119871		6524BR
Secondary; W/48" Deck	M119685		B101
Gen.	M1862T		7250
Primary; W/50" Deck	M89112		6463BR
Secondary; W/50" Deck	M41668		6533BR

Application	OEM No.	Standard Belts	Premium Belts
JOHN DEERE - Continued			
345			
Primary; W/38" Deck	M117608		6915BR
Secondary; W/38" Deck	M82462		6743BR
Primary; W/44" Deck	M119696		6863BR
Secondary; W/44" Deck	M115776		6805BR
Primary; W/48" Deck	M143019		6655BR
Secondary; W/48" Deck	M154958		6650BR
Primary; W/54" Deck	M143019		6655BR
Secondary; W/54" Deck	M118685		6843BR
355D			
Primary; W/38" Deck	M117608		6915BR
Secondary; W/38" Deck	M82462		6743BR
Primary; W/44" Deck	M119696		6863BR
Secondary; W/44" Deck	M115776		6805BR
Primary; W/48" Deck	M143019		6655BR
Secondary; W/48" Deck	M154958		6650BR
Deck Drive; W/54" Deck	M112269		6724BR
400 Hydro			
P.T.O.	AM35380		6841
415			
Fan	M800048		7340
420 Lawn Tractor			
Fan	M3055T		TR22358
Gen.	M1862T		7250
P.S.; Ser. No. 131818 Thru 158074	T10552T		7312
P.S.; Ser. No. 158075 & After	T12267T		7335
P.T.O.	AM35380		6841
425 Lawn Tractor			
Fan	M97340		6733
P.T.O.	AM35380		6841
Deck Drive; W/48" Deck	M112268		6694BR
Deck Drive; W/54" Deck	M112269		6724BR
Deck Drive; W/60" Deck	M120381		6695BR
430 Lawn Tractor			
Fan	M3055T		TR22358
Gen.	M1862T		7250
P.S.; Ser. No. 131818 Thru 158074	T10552T		7312
P.S.; Ser. No. 158075 & After	T12267T		7335
P.T.O.	AM35380		6841
445			
Fan	M97340		6733
P.T.O.	AM35380		6841
Deck Drive; W/48" Deck	M112268		6694BR
Deck Drive; W/54" Deck	M112269		6724BR
Deck Drive; W/60" Deck	M120381		6695BR
455			
Fan	M97340		6733
P.T.O.	AM35380		6841
W.P.	M800347		7360
Deck Drive; W/48" Deck	M112268		6694BR
Deck Drive; W/54" Deck	M112269		6724BR
Deck Drive; W/60" Deck	M120381		6695BR
524			
Auger	PT9739		6841
Forward	M81036		6833
Reverse	M81037		6832
Traction	PT9738		6731
647A			
Deck Drive; Ser. No. 030000 & Before	TCU17497		6589BR
657A			
Deck Drive; Ser. No. 030000 & Before	TCU18117		6596BR
Deck Drive; Ser. No. 030001 & After	TCU19456		6786BR
667A			
Deck Drive; Ser. No. 030001 & After	TCU14356		6787BR
Deck Drive; Ser. No. 030000 & Before	TCU18602		6692BR
717A			
Hydro.	TCU20002		6697BR
Deck Drive	TCU18602		6692BR
Blower	TCU21814		6691BR
727A			
Hydro.	TCU20002		6697BR
Blower	TCU21814		6691BR

Belts for Riding Mowers

Application	OEM No.	Standard Belts	Premium Belts	Application	OEM No.	Standard Belts	Premium Belts
JOHN DEERE - Continued				JOHN DEERE - Continued			
737; 757				2254HV			
Hydro. Pump; Ser. No. 030000 & Before	TCU12829		K060620	Drive; W/K65 Transaxle	M131237		6810BR
Hydro. Pump; Ser. No. 030001 & After	TCU16026		6929BR	Primary	M110312		6818BR
Mule Drive; Ser. No. 30000 & Before	TCU13195		6688BR	Secondary	M118685		6843BR
Mule Drive; Ser. No. 030001 & After	TCU16907		6665BR	2500; 2500A			
Deck Drive; W/60" Deck	TCU13198		6616BR	Fan; W/Diesel Eng.	M800313		7345
777; 797				2500B			
Eng. Fan	M147344		7335	Fan; W/Diesel Eng.; Ser. No. 020000 & Before	R81271		9380
Hydro. Drive; Ser. No. 020000 & Before	TCU16841		6699BR	Fan; W/Gas Eng.	M97340		6733
Hydro. Drive; Ser. No. 020001 & After	TCU16026		6929BR	2500E			
Mule Drive	TCU16495		6867BR	Fan; W/Diesel Eng.	TCU14190		▲K060483HD
Deck Drive; W/60" Deck	TCU13198		6616BR	Fan; W/Gas Eng.	TCU15739		▲K060458HD
Deck Drive; W/72" Deck	TCU16036		6762BR	2653A			
1420				Fan	M811281		7340
W.P.; Ser. No. 060000 & Before	M811284		7360	3215			
W.P.; Ser. No. 060001 & After	M800347		7360	Fan	M119399		▲9447HD
Deck Drive; W/60" Side Discharge Deck; Ser. No. 060000 & Before	TCU12497		6783BR	W.P.	M805441		▲9385HD
Deck Drive; W/60" Side Discharge Deck; Ser. No. 060001 & After	TCU21054		6745BR	3215A			
Deck Drive; W/72" Side Discharge Deck; Ser. No. 060000 & Before	TCU12440		6762BR	Fan; W/3TNE78A/82A Eng.	M805441		9385
Deck Drive; W/62" Rear Discharge Deck	TCU14356		6787BR	Fan; W/3TNE84A Eng.	M805011		9375
1435				Fan; W/3TNE78A-RJFE Eng.	M119399		9447
W.P.; Ser. No. 060000 & Before	M811284		7360	3215B			
W.P.; Ser. No. 060001 & After	M805011		9375	Fan & W.P.	M805441		9385
Deck Drive; W/60" Side Discharge Deck; Ser. No. 060000 & Before	TCU12497		6783BR	3225B; 3225C			
Deck Drive; W/60" Side Discharge Deck; Ser. No. 060001 & After	TCU21054		6745BR	W.P.	M805011		9375
Deck Drive; W/72" Side Discharge Deck; Ser. No. 060000 & Before	TCU12440		6762BR	3235			
Deck Drive; W/62" Rear Discharge Deck	TCU14356		6787BR	Fan	M119399		▲9447HD
1445				W.P.	M805011		▲9375HD
W.P.; Ser. No. 040000 & Before	M805441		9385	3235A			
Deck Drive; W/60" Side Discharge Deck; Ser. No. 060000 & Before	TCU12497		6783BR	Fan; W/3TNE78A/82A Eng.	M805441		9385
Deck Drive; W/60" Side Discharge Deck; Ser. No. 060001 & After	TCU21054		6745BR	Fan; W/3TNE84A Eng.	M805011		9375
Deck Drive; W/72" Side Discharge Deck; Ser. No. 060000 & Before	TCU12440		6762BR	Fan; W/3TNE78A-RJFE Eng.	M119399		9447
Deck Drive; W/62" Rear Discharge Deck	TCU14356		6787BR	3235B; 3235C; 3245C			
1545				W.P.	M805011		9375
W.P.; Ser. No. 020000 & Before	M805441		9385	D100			
Deck Drive; W/60" Side Discharge Deck; Ser. No. 060000 & Before	TCU12497		6783BR	Traction	GX22036		6757BR
Deck Drive; W/60" Side Discharge Deck; Ser. No. 060001 & After	TCU21054		6745BR	Deck Drive	GX20072		6651BR
Deck Drive; W/72" Side Discharge Deck; Ser. No. 060000 & Before	TCU12440		6762BR	D110; D120; D130			
Deck Drive; W/62" Rear Discharge Deck	TCU14356		6787BR	Traction	GX20006		6690BR
1565				Deck Drive	GX20072		6651BR
W.P.; Ser. No. 030000 & Before	RG60467		K060923	D140; D150; D160			
Deck Drive; W/60" Side Discharge Deck; Ser. No. 060000 & Before	TCU12497		6783BR	Traction	GX20006		6690BR
Deck Drive; W/60" Side Discharge Deck; Ser. No. 060001 & After	TCU21054		6745BR	Deck Drive	GX21833		6686BR
Deck Drive; W/72" Side Discharge Deck; Ser. No. 060000 & Before	TCU12440		6762BR	D170			
Deck Drive; W/62" Rear Discharge Deck	TCU14356		6787BR	Traction	GX20006		6690BR
1600				Deck Drive	GX21395		6769BR
Fan	M801821		▲9390HD	F510; F525			
1842HV				Primary; W/38" Deck; Ser. No. 130000 & Before	M95121		6843
Drive; W/K61 Transaxle	M131237		6810BR	Primary; W/38" Deck; Ser. No. 130001 & After	M118755		A42
1848GV				Primary; W/48" Deck; Ser. No. 130000 & Before	M95121		6843
Primary	M110312		6818BR	Primary; W/48" Deck; Ser. No. 130001 & After	M118755		A42
Secondary	M110313		6650BR	Secondary; W/38" Deck; Ser. No. 130000 & Before	M95122		6798BR
1848HV				Secondary; W/38" Deck; Ser. No. 130001 & After	M120048		6811BR
Drive; W/K61 Transaxle	M131237		6810BR	Secondary; W/48" Deck; Ser. No. 130001 & After	M118756		6589BR
Primary	M110312		6818BR	F620			
Secondary	M110313		6650BR	Drive	M136351		6406BR
2048HV				Deck Drive; W/48" Deck	M131551		6687BR
Drive; W/K65 Transaxle	M131237		6810BR	Deck Drive; W/54" Deck	M136819		6748BR
Primary	M110312		6818BR	Deck Drive; W/60" Deck	M135782		6696BR
Secondary	M110313		6650BR	F625			
2048HV				Drive			6960
Drive; W/K65 Transaxle	M131237		6810BR	F680			
Primary	M110312		6818BR	Drive	M136351		6406BR
Secondary	M110313		6650BR				

▲ Standard Belt May Also Be Available.

Belts for Riding Mowers

Application	OEM No.	Standard Belts	Premium Belts
JOHN DEERE - Continued			
F680 - Continued			
Deck Drive; W/48" Deck	M131551		6687BR
Deck Drive; W/54" Deck	M136819		6748BR
Deck Drive; W/60" Deck	M135782		6696BR
F687			
Hydro Drive	M136351		6406BR
Deck Drive; W/48" Deck	M131551		6687BR
Deck Drive; W/54" Deck	M136819		6748BR
Deck Drive; W/60" Deck	M135782		6696BR
F710; F725			
P.T.O.	AM108054		6856
Traction	M75353		6864
F735			
Deck; W/60" Deck	M133184		6646BR
P.T.O.	AM128033		6593BR
Traction	M139011		6743BR
F910			
P.T.O.	AM100465		6933
Blade To Blade	M120381		6695BR
F911			
Fan	M97340		6833
P.T.O.	AM100465		6933
Blade To Blade	M120381		6695BR
F912; F915			
Fan	M800048		7340
P.T.O.	AM100465		6933
Blade To Blade	M120381		6695BR
F925			
Fan	M800347		7360
P.T.O.	AM100465		6933
Blade To Blade	M120381		6695BR
F930; F932; F935			
Blade To Blade; W/43" Belt O.C.	AM102190		6843
Blade To Blade; W/72" Belt O.C.	M91365		6972
Fan	M800347		7360
P.T.O.	AM100465		6933
Deck Drive	M120381		6695BR
F1145			
W.P.	M805441		♣9385HD
GT225			
Traction	M127523		6649BR
Primary Drive; W/38" Deck	M117608		6915BR
Secondary Drive; W/38" Deck	M82462		6743BR
Primary Drive; W/42" Deck	M143019		6655BR
Secondary Drive; W/42" Deck	M43820		6914BR
Secondary Drive; W/42" Mulching Deck	M150717		6773BR
Primary Drive; W/48" Deck	M143019		6655BR
Secondary Drive; W/48" Deck	M154958		6650BR
GT235			
Traction	M127523		6649BR
Primary Drive; W/42" Deck	M143019		6655BR
Primary Drive; W/48" Deck	M110312		6818BR
Primary Drive; W/54" Deck	M143019		6655BR
Secondary Drive; W/42" Deck	M43820		6914BR
Secondary Drive; W/42" Mulching Deck	M150717		6773BR
Secondary Drive; W/48" Deck	M154958		6650BR
Secondary Drive; W/54" Deck	M118685		6843BR
GT242			
Traction	M114763		6775BR
Primary; W/38" Deck	M117608		6915BR
Primary; W/44" Deck	M77988		6683BR
Primary; W/48" Deck	M110312		6818BR
Secondary; W/38" Deck	M82462		6743BR
Secondary; W/44" Deck	M115776		6805BR
Secondary; W/48" Deck	M154958		6650BR
GT245			
Traction	M127523		6649BR
Primary Drive; W/38" Deck	M117608		6915BR
Secondary Drive; W/38" Deck	M82462		6743BR
Primary Drive; W/42" Deck	M143019		6655BR
Secondary Drive; W/42" Deck	M43820		6914BR
Secondary Drive; W/42" Mulching Deck	M150717		6773BR
Primary Drive; W/48" Deck	M143019		6655BR

Application	OEM No.	Standard Belts	Premium Belts
JOHN DEERE - Continued			
GT245 - Continued			
Secondary Drive; W/48" Deck	M154958		6650BR
Primary Drive; W/54" Deck	M143019		6655BR
Secondary Drive; W/54" Deck	M154960		6574BR
GT262			
Traction	M114763		6775BR
Primary; W/38" Deck	M117608		6915BR
Primary; W/44" Deck	M77988		6683BR
Primary; W/48" Deck	M110312		6818BR
Secondary; W/38" Deck	M82462		6743BR
Secondary; W/44" Deck	M115776		6805BR
Secondary; W/48" Deck	M154958		6650BR
GT275			
Primary; W/38" Deck	M117608		6915BR
Primary; W/44" Deck	M77988		6683BR
Primary; W/48" Deck	M110312		6818BR
Secondary; W/38" Deck	M82462		6743BR
Secondary; W/44" Deck	M115776		6805BR
Secondary; W/48" Deck	M154958		6650BR
GX70; GX75			
Mower Drive	M112006		6793BR
Primary	M94020		6849
GX85			
Traction	M94020		A47
Deck Drive	M112006		6793BR
GX95			
Mower Drive	M112006		6793BR
Primary	M94020		6849
GX255			
Traction	M127523		6649BR
Primary; W/44" Deck	M119696		6863BR
Secondary; W/44" Deck	M115776		6805BR
Primary; W/48" Deck	M143019		6655BR
Secondary; W/48" Deck	M154958		6650BR
Primary; W/54" Deck	M143019		6655BR
Secondary; W/54" Deck	M154960		6574BR
GX325; GX335; GX345; GX355			
Traction	M142499		6951BR
Primary; W/38" Deck	M117608		6915BR
Secondary; W/38" Deck	M82462		6743BR
Primary; W/42" Deck	M143019		6655BR
Secondary; W/42" Deck	M43820		6914BR
Primary; W/44" Deck	M119696		6863BR
Secondary; W/44" Deck	M115776		6805BR
Primary; W/48" Deck	M143019		6655BR
Secondary; W/48" Deck	M154958		6650BR
Primary; W/54" Deck	M143019		6655BR
Secondary; W/54" Deck	M154960		6574BR
L100			
Traction	GX22036		6757BR
Mower Drive; W/42" Deck	GX20072		6651BR
L108			
Mower Drive	GX20072		6651BR
Traction	GX20006		6690BR
L110			
Mower Drive; W/42" Deck	GX20072		6651BR
Traction	GX20006		6690BR
L111			
Mower Drive	GX20072		6651BR
Drive	GX20006		6690BR
L118			
Mower Drive	GX20072		6651BR
Traction	GX20006		6690BR
L120			
Mower Drive; Ser. No. 150000 & Before	GX20305		6652BR
Mower Drive; Ser. No. 150001 & After	GX21833		6686BR
Traction	GX20006		6690BR
L130			
Mower Drive; Ser. No. A130000 & Before	GX20305		6652BR
Mower Drive; Ser. No. B020000 & Before	GX20305		6652BR
Mower Drive; Ser. No. A130001 & After	GX21833		6686BR
Mower Drive; Ser. No. B020001 & After	GX21833		6686BR
Traction	GX20006		6690BR

♣ Standard Belt May Also Be Available.

Belts for Riding Mowers

Application	OEM No.	Standard Belts	Premium Belts	Application	OEM No.	Standard Belts	Premium Belts
JOHN DEERE - Continued				JOHN DEERE - Continued			
LA100				LT166 - Continued			
Traction	GX22036		6757BR	Secondary; W/42" Mulching Deck; Ser. No.			
Deck Drive; W/42" Deck	GX20072		6651BR	095001 & After	M150717		6773BR
LA105				Deck Drive; W/46" Deck	M123281		6707BR
Eng. To Deck	GX20072		6651BR	LT170			
Traction	GX22036		6757BR	Traction	M144044		6764BR
LA110				Deck Drive; W/38", 42" Deck	M126536		6684BR
Traction	GX20006		6690BR	Primary; W/42" Mulching Deck	M128733		6765BR
Deck Drive; W/42" Deck	GX20072		6651BR	Secondary; W/42" Mulching Deck	M150717		6773BR
LA115				Deck Drive; W/48" Deck	M151649		6766BR
Traction	GX20006		6690BR	Snow Blower Attachment - Upper	M82538		6847BR
Eng. To Deck	GX20072		6651BR	LT180			
LA120				Traction	M144044		6764BR
Traction	GX20006		6690BR	Deck Drive; W/38", 42" Deck	M126536		6684BR
Deck Drive; W/42" Deck	GX20072		6651BR	Primary; W/42" Mulching Deck	M128733		6765BR
LA125				Secondary; W/42" Mulching Deck	M150717		6773BR
Traction	GX20006		6690BR	Deck Drive; W/48" Deck	M151649		6766BR
Eng. To Deck	GX20072		6651BR	Collector; W/38" Deck	M47765		6412BR
LA130				Collector; W/48" Deck	M138974		6637BR
Traction	GX20006		6690BR	Snow Blower Attachment - Upper	M82538		6847BR
Deck Drive; W/48" Deck	GX21833		6686BR	LT190			
LA135LE				Traction	M144044		6764BR
Traction	GX20006		6690BR	Deck Drive	M151649		6766BR
Deck Drive; W/42" Deck	GX20072		6651BR	Collector	M138974		6637BR
LA135SE				Snow Blower Attachment - Upper	M82538		6847BR
Traction	GX20006		6690BR	LTR166; LTR180			
Eng. To Deck	GX20072		6651BR	Primary	M152630		6763BR
LA140				LX172			
Traction	GX20006		6690BR	Drive	M110367		6713BR
Deck Drive; W/48" Deck	GX21833		6686BR	Primary; W/38" Deck	M77988		6683BR
LA145				Primary; W/44" Deck	M119696		6863BR
Traction	GX20006		6690BR	Primary; W/48" Deck	M110312		6818BR
Eng. To Deck	GX21833		6686BR	Secondary; W/38" Deck	M82462		6743BR
LA150				Secondary; W/44" Deck	M115776		6805BR
Traction	GX20006		6690BR	Secondary; W/48" Deck	M110313		6650BR
Deck Drive; W/54" Deck	GX21395		6769BR	LX173			
LA165				Drive	M110367		6713BR
Traction	GX20006		6690BR	Primary; W/38" Deck	M82734		6860
Eng. To Deck	GX21833		6686BR	Primary; W/44" Deck	M119696		6863BR
LA175				Primary; W/48" Deck	M110312		6818BR
Traction	GX20006		6690BR	Secondary; W/38" Deck	M82462		6743BR
Eng. To Deck	GX21395		6769BR	Secondary; W/44" Deck	M115776		6805BR
LT133				Secondary; W/48" Deck	M110313		6650BR
Traction	M126012		6758BR	LX176; LX178			
Deck Drive; W/38" Deck	M126536		6684BR	Drive	M110978		6653BR
Primary; W/42" Mulching Deck	M128733		6765BR	Primary; W/38" Deck	M82734		6860
Secondary; W/42" Mulching Deck	M150717		6773BR	Primary Drive; W/38" Deck	M77988		6683BR
LT150				Primary; W/44" Deck	M77988		6683BR
Traction; Hydro. Model	M144044		6764BR	Primary; W/48" Deck	M110312		6818BR
Deck Drive; W/38" Deck	M126536		6684BR	Secondary; W/38" Deck	M82462		6743BR
Deck Drive; W/42" Deck	M126536		6684BR	Secondary; W/44" Deck	M115776		6805BR
Primary; W/42" Mulching Deck	M128733		6765BR	Secondary; W/48" Deck	M154958		6650BR
Secondary; W/42" Mulching Deck	M150717		6773BR	LX186; LX188			
Collector	M47765		6412BR	Drive	M110978		6653BR
Snow Blower Attachment - Upper	M82538		6847BR	Primary; W/38" Deck	M82734		6860
LT155				Primary Drive; W/38" Deck	M77988		6683BR
Traction	M126009		6503BR	Primary; W/44" Deck	M119696		6863BR
Deck Drive; W/38" Deck	M126536		6684BR	Primary; W/48" Deck	M110312		6818BR
Primary; W/42" Mulching Deck	M128733		6765BR	Secondary; W/38" Deck	M82462		6743BR
Secondary; W/42" Mulching Deck	M150717		6773BR	Secondary; W/44" Deck	M115776		6805BR
LT160				Secondary; W/48" Deck	M154958		6650BR
Traction	M144044		6764BR	LX266			
Deck Drive; W/38", 42" Deck	M126536		6684BR	Traction	M146667		6463BR
Primary; W/42" Mulching Deck	M128733		6765BR	Primary Drive; W/38" Deck	M117608		6915BR
Secondary; W/42" Mulching Deck	M150717		6773BR	Secondary Drive; W/38" Deck	M82462		6743BR
Collector; W/38" Deck	M47765		6412BR	Primary Drive; W/42" Deck	M143019		6655BR
Snow Blower Attachment - Upper	M82538		6847BR	Secondary Drive; W/42" Deck	M43820		6914BR
LT166				Secondary Drive; W/42" Mulching Deck	M150717		6773BR
Traction	M126009		6503BR	Primary Drive; W/44" Deck	M119696		6863BR
Deck Drive; W/38" Deck	M126536		6684BR	Secondary Drive; W/44" Deck	M115776		6805BR
Primary; W/42" Mulching Deck	M128733		6765BR	Primary Drive; W/48" Deck	M143019		6655BR
LT166 - Continued				Secondary Drive; W/48" Deck	M154958		6650BR
Traction	M126009		6503BR	LX277			
Deck Drive; W/38" Deck	M126536		6684BR	Traction; W/2-Wheel Stg.	M146667		6463BR
Primary; W/42" Mulching Deck	M128733		6765BR				

Lawn & Garden Equipment

Belts for Riding Mowers

Application	OEM No.	Standard Belts	Premium Belts
JOHN DEERE - Continued			
LX277 - Continued			
Traction; W/4-Wheel Stg.; Ser. No. 060000 & Before	M127524		6711BR
Traction; W/4-Wheel Stg.; Ser. No. 060001 & After	M147044	6709BR	
Primary Drive; W/38" Deck	M117608	6915BR	
Secondary Drive; W/38" Deck	M82462	6743BR	
Primary Drive; W/42" Deck	M143019	6655BR	
Secondary Drive; W/42" Deck	M43820	6914BR	
Secondary Drive; W/42" Mulching Deck	M150717	6773BR	
Primary Drive; W/44" Deck	M119696	6863BR	
Secondary Drive; W/44" Deck	M115776	6805BR	
Primary Drive; W/48" Deck	M143019	6655BR	
Secondary Drive; W/48" Deck	M154958	6650BR	
LX279			
Traction	M146667	6463BR	
Primary Drive; W/38" Deck	M117608	6915BR	
Secondary Drive; W/38" Deck	M82462	6743BR	
Primary Drive; W/42" Deck	M143019	6655BR	
Secondary Drive; W/42" Deck	M43820	6914BR	
Secondary Drive; W/42" Mulching Deck	M150717	6773BR	
Primary Drive; W/44" Deck	M119696	6863BR	
Secondary Drive; W/44" Deck	M115776	6805BR	
Primary Drive; W/48" Deck	M143019	6655BR	
Secondary Drive; W/48" Deck	M154958	6650BR	
LX280			
Traction	M147044	6709BR	
Primary Drive	M143019	6655BR	
Secondary Drive; W/42" Deck	M43820	6914BR	
Secondary Drive; W/48" Deck	M154958	6650BR	
Secondary Drive; W/54" Deck	M154960	6574BR	
LX288			
Traction	M146667	6463BR	
Primary Drive	M143019	6655BR	
Secondary Drive; W/48" Deck	M154958	6650BR	
Secondary Drive; W/54" Deck	M154960	6574BR	
LX289			
Traction	M147044	6709BR	
Primary Drive; W/38" Deck	M117608	6915BR	
Secondary Drive; W/38" Deck	M82462	6743BR	
Primary Drive; W/42" Deck	M143019	6655BR	
Secondary Drive; W/42" Deck	M43820	6914BR	
Secondary Drive; W/42" Mulching Deck	M150717	6773BR	
Primary Drive; W/44" Deck	M119696	6863BR	
Secondary Drive; W/44" Deck	M115776	6805BR	
Primary Drive; W/48" Deck	M143019	6655BR	
Secondary Drive; W/48" Deck	M154958	6650BR	
M653 Z-TRAK; M655 Z-TRAK			
Hydro. Drive	TCU10002	6666BR	
M665 Z-TRAK			
Hydro. Drive	TCU10002	6666BR	
Deck Drive	TCU10005	6646BR	
R70; R72; R92			
Deck; W/63" Belt O.C.	M86422	6863	
Deck; W/64" Belt O.C.	M91330	6864	
Mower	M82538	6847BR	
Traction	M86421	6853	
RX63			
Mower Drive; W/26" Deck	M72031	6860	
Mower Drive; W/30" Deck	M112006	6793BR	
Mower Drive; W/38" Deck	M112490	6899	
Primary	M93045	6943	
Secondary	M91470	6947	
RX73; RX75; RX95			
Mower Drive; W/30" Deck	M112006	6793BR	
Mower Drive; W/38" Deck	M112490	6899	
Primary	M93045	6943	
Secondary	M91470	6947	
S80; S82			
Mower	M82538	6847BR	
Traction	M82167	6851	
S92			
Mower	M86248	6378	
Traction	M82167	6851	

Application	OEM No.	Standard Belts	Premium Belts
JOHN DEERE - Continued			
Sabre			
Drive; Model No. 1842HV, 1848HV; W/K61 Transaxle	M131237		6810BR
Drive; Model No. 2048HV, 2254HV; W/K65 Transaxle	M131237		6810BR
Primary; Model No. 1848GV, 1848HV	M110312		6818BR
Primary; Model No. 2048HV, 2254HV	M110312		6818BR
Secondary; Model No. 1848GV, 1848HV	M110313		6650BR
Secondary; Model No. 2048HV	M110313		6650BR
Secondary; Model No. 2254HV	M118685		6843BR
SRX75; SRX95			
Mower Drive; W/30" Deck	M112006		6793BR
Mower Drive; W/38" Deck	M112490		6899
Primary	M94049		6943
Secondary	M91470		6947
SST15			
Traction; Ser. No. 050000 & Before	M139970		6727BR
Traction; Ser. No. 050001 & After	M148269		6727BR
Secondary; W/42" Deck	M89832		6637BR
SST16			
Traction; Ser. No. 050000 & Before	M139970		6727BR
Traction; Ser. No. 050001 & After	M148269		6727BR
Secondary; W/42" Deck	M89832		6637BR
Secondary; W/42" Mulching Deck	M143847		6685BR
SST18			
Traction; Ser. No. 050000 & Before	M139970		6727BR
Traction; Ser. No. 050001 & After	M148269		6727BR
Secondary	M154958		6650BR
STX30			
Mower	M41960		6653BR
Traction	M74747		6810BR
STX38			
Mower; W/1-Belt Deck (Yellow Deck)	M125218		6758BR
Primary; W/2-Belt Deck (Black Deck)	M88184		6735BR
Secondary; W/2-Belt Deck (Black Deck)	M82462		6743BR
Traction; W/Gear Drive	M74747		6810BR
Traction; W/Hydro. Drive	M118760		6765BR
STX46			
Traction; W/Gear Drive	M74747		6810BR
Traction; W/Hydro. Drive	M118760		6765BR
SX75			
Mower Drive; W/26" Deck	M72031		6860
Mower Drive; W/30" Deck	M112006		6793BR
Mower Drive; W/38" Deck	M112490		6899
Primary	M93045		6943
Secondary	M91470		6947
SX85			
Traction	M94049		6943
Deck	M112006		6793BR
Secondary	M94020		A47
SX95			
Blade	M86248		6378
Deck	M72683		6899
Mower Drive; W/26" Deck	M72031		6860
Mower Drive; W/30" Deck	M112006		6793BR
Mower Drive; W/38" Deck	M112490		6899
Primary	M93045		6943
Secondary	M91470		6947
Trans.	M86248		6378
X300			
Deck Drive; W/38" Deck; W/Tensioner	M154601		6707BR
Deck Drive; W/38" Deck; W/O Tensioner	M155525		6716BR
Traction; Ser. No. 040000 & Before	M152284		6714BR
Traction; Ser. No. 040938 & After	M151277		6764BR
Snow Blower Attachment	M149970		6840BR
Deck Drive; W/42" Deck	M154621		6708BR
Deck; W/42" Mulching Deck	M153160		6723BR
X304			
Traction	M151277		6764BR
Deck Drive; W/42" Deck	M154621		6708BR
Deck Drive; W/42" Mulching Deck	M153160		6723BR
Snow Blower Attachment	M149970		6840BR

Belts for Riding Mowers

Lawn & Garden Equipment

Application	OEM No.	Standard Belts	Premium Belts
JOHN DEERE - Continued			
X320			
Traction	M151277		6764BR
Deck Drive; W/38" Deck	M154601		6707BR
Deck Drive; W/42" Deck	M154621		6708BR
Deck Drive; W/42" Mulching Deck	M153160		6723BR
Deck Drive; W/48" Deck; W/Non-Rotatable Wheels	M155368		6722BR
Primary Drive; W/48" Deck; W/Rotatable Wheels	M154897		6706BR
Secondary Drive; W/48" Deck; W/Rotatable Wheels	M154958		6650BR
Collector	M147278		6713BR
Snow Blower Attachment	M149970		6840BR
X324			
Traction	M151277		6764BR
Deck Drive; W/42" Deck	M154621		6708BR
Deck Drive; W/42" Mulching Deck	M153160		6723BR
Deck Drive; W/48" Deck; W/Non-Rotatable Wheels	M155368		6722BR
Primary Drive; W/48" Deck; W/Rotatable Wheels	M154897		6706BR
Secondary Drive; W/48" Deck; W/Rotatable Wheels	M154958		6650BR
Collector	M147278		6713BR
Snow Blower Attachment	M149970		6840BR
X340			
Primary	M154897		6706BR
Secondary	M154960		6574BR
Traction	M151277		6764BR
Collector	M146479		6627BR
Snow Blower Attachment	M149970		6840BR
X360			
Primary	M154897		6706BR
Secondary	M154958		6650BR
Traction	M151277		6764BR
Collector	M147278		6713BR
Snow Blower Attachment	M149970		6840BR
X465; X475; X485; X495			
Secondary; W/48" Deck	M143888		6694BR
Collector; W/48" Deck	M147278		6713BR
Secondary; W/54" Deck	M141627		6724BR
Collector; W/54" Deck	M146479		6627BR
Secondary; W/62" Deck	M142997		6725BR
Collector; W/62" Deck	M147279		6711BR
X500			
Traction	M151276		6721BR
Deck; W/48" Deck; W/Non-Rotatable Wheels	M155368		6722BR
Primary Drive; W/48" Deck; W/Rotatable Wheels	M154897		6706BR
Secondary; W/48" Deck; W/Rotatable Wheels	M154958		6650BR
Primary Drive; W/54" Deck	M154897		6706BR
Secondary Drive; W/54" Deck	M154960		6574BR
Collector; W/48" Deck	M147278		6713BR
Collector; W/54" Deck	M146479		6627BR
X520			
Traction	M151276		6721BR
Deck Drive; W/42" Deck	M154621		6708BR
Deck Drive; W/42" Mulching Deck	M153160		6723BR
Deck Drive; W/48" Deck; W/Non-Rotatable Wheels	M155368		6722BR
Primary Drive; W/48" Deck; W/Rotatable Wheels	M154897		6706BR
Secondary Drive; W/48" Deck; W/Rotatable Wheels	M154958		6650BR
Primary Drive; W/54" Deck	M154897		6706BR
Secondary Drive; W/54" Deck	M154960		6574BR
Collector	M146479		6627BR
Snow Blower Attachment	M149970		6840BR
X530			
Traction	M151276		6721BR
Primary Drive; W/54" Deck	M154897		6706BR
Secondary Drive; W/54" Deck	M154960		6574BR
X534			
Deck; W/Non-Rotatable Wheels	M155368		6722BR

Application	OEM No.	Standard Belts	Premium Belts
JOHN DEERE - Continued			
X534 - Continued			
Primary	M154897		6706BR
Secondary; W/48" Deck	M154958		6650BR
Secondary; W/54" Deck	M154960		6574BR
Traction	M151276		6721BR
Collector; W/48" Deck	M147278		6713BR
Collector; W/54" Deck	M146479		6627BR
Snow Blower Attachment	M149970		6840BR
X540			
Traction	M151276		6721BR
Deck; W/Non-Rotatable Wheels	M155368		6722BR
Primary	M154897		6706BR
Secondary; W/48" Deck	M154958		6650BR
Secondary; W/54" Deck	M154960		6574BR
Collector; W/48" Deck	M147278		6713BR
Collector; W/54" Deck	M146479		6627BR
Snow Blower Attachment	M149970		6840BR
X575; X585; X595			
Secondary; W/48" Deck	M143888		6694BR
Collector; W/48" Deck	M147278		6713BR
Secondary; W/54" Deck	M141627		6724BR
Collector; W/54" Deck	M146479		6627BR
Secondary; W/62" Deck	M142997		6725BR
Collector; W/62" Deck	M147279		6711BR
X700			
Secondary; W/48" Deck	M143888		6694BR
Secondary; W/54" Deck	M141627		6724BR
Secondary; W/62" Deck	M142997		6725BR
Secondary; W/60" 7-Iron Deck	M120381		6695BR
Collector; W/48" Deck	M147278		6713BR
Collector; W/54" Deck	M146479		6627BR
Collector; W/62" Deck	M147279		6711BR
Fan	M97340		7333
X720; X720SE			
Secondary; W/48" Deck	M143888		6694BR
Secondary; W/54" Deck	M141627		6724BR
Secondary; W/62" Deck	M142997		6725BR
Secondary; W/60" 7-Iron Deck	M120381		6695BR
Collector; W/48" Deck	M147278		6713BR
Collector; W/54" Deck	M146479		6627BR
Collector; W/62" Deck	M147279		6711BR
Fan	M147344		7335
X724			
Secondary; W/48" Deck	M143888		6694BR
Secondary; W/54" Deck	M141627		6724BR
Secondary; W/62" Deck	M142997		6725BR
Collector; W/48" Deck	M147278		6713BR
Collector; W/54" Deck	M146479		6627BR
Collector; W/62" Deck	M147279		6711BR
Fan	M147344		7335
X728			
Secondary; W/48" Deck	M143888		6694BR
Secondary; W/54" Deck	M141627		6724BR
Secondary; W/62" Deck	M142997		6725BR
Secondary; W/60" 7-Iron Deck	M120381		6695BR
Collector; W/48" Deck	M147278		6713BR
Collector; W/54" Deck	M146479		6627BR
Collector; W/62" Deck	M147279		6711BR
Fan	M147344		7335
X728SE			
Secondary; W/54" Deck	M141627		6724BR
Secondary; W/62" Deck	M142997		6725BR
Secondary; W/60" 7-Iron Deck	M120381		6695BR
Collector; W/54" Deck	M146479		6627BR
Collector; W/62" Deck	M147279		6711BR
Fan	M147344		7335
X729			
Secondary; W/48" Deck	M143888		6694BR
Secondary; W/54" Deck	M141627		6724BR
Secondary; W/62" Deck	M142997		6725BR
Collector; W/48" Deck	M147278		6713BR
Collector; W/54" Deck	M146479		6627BR
Collector; W/62" Deck	M147279		6711BR
Fan	M147344		7335

Belts for Riding Mowers

Application	OEM No.	Standard Belts	Premium Belts
JOHN DEERE - Continued			
X740			
Secondary; W/48" Deck	M143888		6694BR
Secondary; W/54" Deck	M141627		6724BR
Secondary; W/62" Deck	M142997		6725BR
Secondary; W/60" 7-Iron Deck	M120381		6695BR
Collector; W/48" Deck	M147278		6713BR
Collector; W/54" Deck	M146479		6627BR
Collector; W/62" Deck	M147279		6711BR
Fan; Ser. No. 030000 & Before	RG60467		K060923
Fan; Ser. No. 030001 & After	M805441		9385
X744			
Secondary; W/48" Deck	M143888		6694BR
Secondary; W/54" Deck	M141627		6724BR
Secondary; W/62" Deck	M142997		6725BR
Collector; W/48" Deck	M147278		6713BR
Collector; W/54" Deck	M146479		6627BR
Collector; W/62" Deck	M147279		6711BR
Fan; Ser. No. 030000 & Before	RG60467		K060923
Fan; Ser. No. 030001 & After	M805441		9385
X748; X748SE			
Secondary; W/48" Deck	M143888		6694BR
Secondary; W/54" Deck	M141627		6724BR
Secondary; W/62" Deck	M142997		6725BR
Secondary; W/60" 7-Iron Deck	M120381		6695BR
Collector; W/48" Deck	M147278		6713BR
Collector; W/54" Deck	M146479		6627BR
Collector; W/62" Deck	M147279		6711BR
Fan; Ser. No. 030000 & Before	RG60467		K060923
Fan; Ser. No. 030001 & After	M805441		9385
X749			
Secondary; W/48" Deck	M143888		6694BR
Secondary; W/54" Deck	M141627		6724BR
Secondary; W/62" Deck	M142997		6725BR
Collector; W/48" Deck	M147278		6713BR
Collector; W/54" Deck	M146479		6627BR
Collector; W/62" Deck	M147279		6711BR
Fan	M805441		9385
Z225			
Transaxle; Ser. No. 100000 & Before	M155343		6712BR
Transaxle; Ser. No. 100001 & After	M160571		6781BR
Deck	M154294		6874BR
Z245			
Transaxle; Ser. No. 100000 & Before	M155343		6712BR
Transaxle; Ser. No. 100001 & After	M160571		6781BR
Deck Drive; Ser. No. 10000 & Before	M154621		6708BR
Deck Drive; Ser. No. 100001 & After	M158130		6717BR
Z425			
Hydro. Drive; Ser. No. 100000 & Before	M154157		A40
Hydro. Drive; Ser. No. 100001 & After	M160571		6781BR
Deck Drive; W/48" Deck; Ser. No. 100000 & Before	M158130		6717BR
Deck Drive; W/48" Deck; Ser. No. 100001 & After	M158131		6718BR
Deck; W/54" Deck	M158131		6718BR
Blower; W/48" Deck	M147278		6713BR
Blower; W/54" Deck	M146479		6627BR
Z445			
Hydro. Drive; Ser. No. 100000 & Before	M154157		A40
Hydro. Drive; Ser. No. 100001 & After	M160571		6781BR
Deck Drive; W/48" Deck; Ser. No. 100000 & Before	M158130		6717BR
Deck Drive; W/48" Deck; Ser. No. 100001 & After	M158131		6718BR
Deck; W/54" Deck	M158131		6718BR
Deck; W/54" High Capacity Deck	M158409		6838BR
Blower; W/48" Deck	M147278		6713BR
Blower; W/54" Deck	M146479		6627BR
Z465			
Hydro. Drive; Ser. No. 100000 & Before	M154157		A40
Hydro. Drive; Ser. No. 100001 & After	M160571		6781BR
Deck Drive	M156261		6853BR
Z645			
Hydro. Drive	M160956		6620BR
Deck Drive	M160912		6786BR

Application	OEM No.	Standard Belts	Premium Belts
JOHN DEERE - Continued			
Z655			
Hydro. Drive	M160956		6620BR
Z665			
Hydro. Drive	M160956		6620BR
Deck Drive	M156261		6853BR
Z710A			
Deck Drive; W/48" Deck; Ser. No. 020000 & Before	TCU26290		6598BR
Deck Drive; W/54" Deck; Ser. No. 020000 & Before	TCU26291		6569BR
Deck Drive; W/54" Deck; Ser. No. 020001 & After	TCU29453		6868BR
Z720A			
Deck Drive; W/60" Deck; Ser. No. 020001 & After	TCU29454		6869BR
Z810A Z-TRAK			
Traction	TCU22550		6862BR
Deck Drive; W/48" Deck	TCU26907		6859BR
Deck Drive; W/54" Deck	TCU26908		6770BR
Z820A Z-TRAK			
Traction	TCU22550		6862BR
Deck Drive; W/48" Deck	TCU26907		6859BR
Deck Drive; W/54" Deck	TCU26908		6770BR
Deck Drive; W/60" Deck	TCU26909		6860BR
Z830A Z-TRAK			
Traction	TCU22550		6862BR
Deck Drive; W/54" Deck	TCU26908		6770BR
Deck Drive; W/60" Deck	TCU26909		6860BR
Deck Drive; W/72" Deck	TCU26910		6870BR
Z840A Z-TRAK			
Traction	TCU22550		6862BR
Deck Drive; W/54" Deck	TCU26908		6770BR
Deck Drive; W/60" Deck	TCU26909		6860BR
Z850A Z-TRAK; Z860A Z-TRAK			
Traction	TCU22550		6862BR
Deck Drive; W/60" Deck	TCU26909		6860BR
Deck Drive; W/72" Deck	TCU26910		6870BR
Z910A			
Deck Drive; W/54" Deck; Ser. No. 020001 & After	TCU29453		6868BR
Z920A			
Deck Drive; W/54" Deck; Ser. No. 020001 & After	TCU29453		6868BR
Deck Drive; W/60" Deck; Ser. No. 020000 & Before	TCU26297		6844BR
Deck Drive; W/60" Deck; Ser. No. 020001 & After	TCU29454		6869BR
Z925A			
Traction; Ser. No. 020000 & Before	TCU25673		6861BR
Traction; Ser. No. 020001 & After	TCU28433		6846BR
Deck Drive; W/54" Deck; Ser. No. 020001 & After	TCU29453		6868BR
Deck Drive; W/60" Deck; Ser. No. 020000 & Before	TCU26297		6844BR
Deck Drive; W/60" Deck; Ser. No. 020001 & After	TCU29454		6869BR
Z925A EFI			
Traction	TCU28433		6846BR
Deck Drive; W/54" Deck	TCU29453		6868BR
Deck Drive; W/60" Deck	TCU29454		6869BR
Z930A; Z950A; Z960A			
Traction; Ser. No. 020000 & Before	TCU25673		6861BR
Traction; Ser. No. 020001 & After	TCU28433		6846BR
Deck Drive; W/60" Deck; Ser. No. 020000 & Before	TCU26297		6844BR
Deck Drive; W/60" Deck; Ser. No. 020001 & After	TCU29454		6869BR
Z970A			
Traction; Ser. No. 020000 & Before	TCU25673		6861BR
Traction; Ser. No. 020001 & After	TCU28433		6846BR

Belts for Riding Mowers

Application	OEM No.	Standard Belts	Premium Belts	Application	OEM No.	Standard Belts	Premium Belts
K-MART				LAND PRIDE			
135-504				AFM 40133			
Eng. To Variator	7540241		6494BR	Blade	816142C		6806BR
Variator To Trans.	7540240		6511BR	AFR 4050			
145-834				Blade			6981
Eng. To J.S.	7540245		6859	P.T.O.			6973
J.S. To Trans.	7540244		6840	Reel Drive			6967
KUBOTA				AVF 4050 5GANG			
F2000				Blade			6981
Fan & Alt.	FM355		7355	P.T.O. Drive			6973
F2100				Vari-Cut Drive			6971
Fan & Alt.			7365	Z44			
F2400; F2560				Deck Drive	816465C		6785BR
Fan & Alt.	FM376		7385	Z48			
F2680E				Hydro. Drive	816616C		6861BR
Blade Drive; W/60" Deck	K564734710		6795BR	Deck Drive	816465C		6785BR
F3060				Z52			
Fan	1491197010		6738	Deck Drive	816533C		6599BR
F3080; F3680				Z54; ZSR54			
Blade Drive; W/60" Deck	K564734710		6795BR	Hydro. Drive	816616C		6861BR
G1800; G1900; G2000; G2100				Deck Drive	816639C		6567BR
Fan	1588197010		7345	Z52			
P.T.O.	6610125080		BX31	Deck Drive	816533C		6599BR
G2160				Z54; ZSR54			
Fan	1588197010		7345	Hydro. Drive	816616C		6861BR
Blade Drive; W/54" Deck	K535134710		6796BR	Deck Drive	816614C		6597BR
G2160-R485				ZSR60			
Fan	1588197010		7345	Hydro. Drive	816616C		6861BR
G2460G				Deck Drive	816614C		6597BR
Fan	1588197010		7345	ZT60			
Blade Drive; W/54" Deck	K535134710		6796BR	Hydro. Drive	816583C		6890BR
GF1800; GR2000; GR2010; GR2020; GR2100; GR2110; GR2120				ZT60i			
Fan	1588197010		7345	Hydro. Drive	816616C		6861BR
T1400				ZT72			
Eng. To Deck	707134770		6979	Hydro. Drive	816583C		6890BR
ZD21				Deck Drive	816525C		6934BR
Fan	1588197010		7345	ZT72i			
Blade Drive; W/60" Deck	K564734710		6795BR	Hydro. Drive	816616C		6861BR
ZD221				ZXT54			
Fan	1588197010		7345	Hydro. Drive	816589C		6530BR
Blade Drive; W/54" Deck	K576434711		6797BR	Deck Drive	816594C		6853BR
ZD321				ZXT60			
Fan	1588197010		7345	Hydro. Drive	816589C		6530BR
Blade Drive; W/54" Deck	K535134710		6796BR	Deck Drive	816596C		6893BR
Blade Drive; W/60" Deck	K564734710		6795BR	LASTEC			
ZD323				325E			
Fan	1588197010		7345	Deck			6989
Blade Drive; W/60" Deck	K564734710		6795BR	X Series			
ZD326; ZD331				Deck			6963
Blade Drive; W/60" Deck	K564734710		6795BR	Drive			6961
ZG227				LAWN BOY			
Blade Drive; W/54" Deck	K576434710		6797BR	9266			
Blade Drive; W/60" Deck	K564734710		6795BR	Mower Drive	608016	2540	6854
ZG327P				Drive	608014T		6835
Blade Drive; W/60" Deck	K564734710		6795BR	9269			
ZG332P				Drive	608016	2540	6854
Fan	1688397010		7350	9300			
Deck Drive; W/60" Deck	K564734710		6795BR	Blade	605711		6861
LAMBERT				9301; 9302; 9302E; 9303; 9303E			
45A; 60A; 450; 450E				Primary	606248		6833
Blade	45309		6833	Secondary	606250		6852
655				9328; 9328E; 9328ES			
Blade	45309		6833	Blade	608015T		6853
Trans.	45303		6838	Mower	607980		6862
955				Drive	608014T		6835
Blade	95324B		6843	9329; 9329E; 9329ES			
Drive	95233		6949	Blade; 1976-1974	608476		6856
				Mower; 1976-1974	608474		6862
				Drive	608014T		6835
				9368; 9368E; 9368ES			
				Blade	608025T		6868
				Mower Drive	608017		6865

Lawn & Garden Equipment

Belts for Riding Mowers

Application	OEM No.	Standard Belts	Premium Belts
LAWN BOY - Continued			
9369; 9369E; 9369ES			
Blade; 1976-1974	608475		6870
Drive	608014T		6835
9500; 9501			
Intermediate To Blade	606508		6848
Primary	607270		6832
Drive	607271		6844
9600; 9601			
Intermediate To Blade	606508		6848
LT11; LT12; LT12H			
Eng. To Deck	245477		6884
M70BC			
Belt; W/37" Belt O.C.	103324	2370	6837
Belt; W/78" Belt O.C.	103351		6978
Trans.	103347	3510	6951
YT16			
Eng. To Deck	GB235000		6950
LAWN CHIEF			
1-836; 2-1136			
Blade	21649		6449BR
Cross Drive			6844
Trans.	21615		6895
4-525			
Blade	20717		6856
Trans.	20716		6837
5-830			
Blade	21649		6449BR
Trans.	20716		6837
LC5-8TB			
Drive	136705		6834
LC11TB			
Trans.	171215		6882
LC12TB			
Trans.			6885
LC14TB			
Trans.	135194		6889
LC18TB			
Trans.			6888
LC26BB			
Blade	136887		6843
LC32BB			
Drive	136762		6868
LC36BB			
Blade			6975
LC39/45BB			
Blade	136176		6978
LC45BB09			
Blade	135863	2405	
LAWN KEEPER			
8 H.P.			
Eng. To Deck; W/30" Deck			6839
11 H.P.			
Eng. To Deck; W/36" Deck	62828		6870
12 H.P.			
Deck; W/36" Deck	62828		6870
Eng. To Transaxle; W/36" Deck	121979X		6463BR
LAWN ROVR			
876; 877; 1076; 1177; 1178			
Eng. To Trans.			6872
Mower; W/35" Belt O.C.			6835
Mower; W/44" Belt O.C.			6844
Mower; W/56" Belt O.C.		2560	6856
Mower; W/77" Belt O.C.			6877
LEXINGTON			
FCR-32 Model 190400			
Blade; W/46" Belt O.C.		3460	6946

Application	OEM No.	Standard Belts	Premium Belts
LEXINGTON - Continued			
FCR-32 Model 190400 - Continued			
Blade; W/54" Belt O.C.		3540	6954
Drive; W/36" Belt O.C.		3360	6936
Drive; W/58" Belt O.C.		3580	6958
MASSEY FERGUSON			
24 Deluxe; 24 Std.; 24S Deluxe; 24S Std.			
Blade	1023564M1	2250	6825
Gear Box	1023608M1		6829
2409G			
Drive; Mfr. No. 1692489	1676460		6843
2411G			
Drive; Mfr. No. 1692823, 1693048, 1693319	1676460		6843
2512G			
Drive; Mfr. No. 1692493	1708114		6895
2512H			
Drive; Mfr. No. 1692495	170164		6877
2514G			
Drive; Mfr. No. 1692597, 1693100, 1693345	1657044		6521BR
2514H			
Drive; Mfr. No. 1692591	1672135		6523BR
Drive; Mfr. No. 1693102, 1693347	1717397		6798BR
2515H			
Drive; Mfr. No. 1693546	1717397		6798BR
2516H			
Drive; Mfr. No. 1693104, 1693349, 1693548	1717397		6798BR
Drive; Mfr. No. 1692835	1719819		6434BR
2517H			
Drive; Mfr. No. 1693550	1717397		6798BR
2518H; 2520H			
Drive	1728008		6709BR
Deck Drive; W/38" Deck; W/Narrow Pulley	1723025		6714BR
2522H			
Drive	1728008		6709BR
Deck Drive; W/44" Deck; W/Large Pulley ...	1729627		6715BR
2524H			
Drive	1728008		6709BR
Deck Drive; W/50" Deck; W/Narrow Pulley	1703466		6484BR
2614H			
Drive; Mfr. No. 1692497	1672135		6523BR
2615H			
Drive; Mfr. No. 1692815	1672135		6523BR
Drive; Mfr. No. 1693064, 1693372, 1693598	1717932		6811BR
2616H			
Drive; Mfr. No. 1692817	1672135		6523BR
Drive; Mfr. No. 1693066, 1693374, 1693622	1717932		6811BR
Drive; Mfr. No. 1693845	1719819		6434BR
Drive; Mfr. No. 1693700	1719819		6434BR
2616HV			
Drive; Mfr. No. 1692499	1672135		6523BR
2618H			
Drive; Mfr. No. 1693279, 1693604	1717932		6811BR
2620H			
Drive	1726841		6710BR
Primary; W/44" Deck	1601672		6799BR
Secondary; W/44" Deck	1721532		6798BR
2717H			
Drive; Mfr. No. 1692854	1707381		6503BR
Drive; Mfr. No. 1693401	1719398		6714BR
2718H			
Drive; Mfr. No. 1692501	170164		6877
Drive; Mfr. No. 1692580, 1692843	1707381		6503BR
Drive; Mfr. No. 1693403	1719398		6714BR
2720H			
Drive; W/P.S.; Mfr. No. 1693405	1719398		6714BR

Belts for Riding Mowers

Application	OEM No.	Standard Belts	Premium Belts	Application	OEM No.	Standard Belts	Premium Belts
MASSEY FERGUSON - Continued				MASSEY FERGUSON - Continued			
2723H				MF1200; MF1620; MF1650; MF1655			
Drive	1721392		6710BR	Blade	3020167M2		6386
Primary; W/50" Deck	1707740		6869	ZT			
Secondary; W/50" Deck	1703836		6524BR	Drive; W/14 H.P. Eng.; Mfr. No. 1693471 ...	1719381		6838
2818H				Drive; W/16 H.P. Eng.; Mfr. No. 1693477 ...	1719381		6838
Drive; Mfr. No. 1692503, 1692849,				Drive; W/18 H.P. Eng.; Mfr. No. 1693234 ...	1719381		6838
1692955, 1693417	1650502		6422BR	ZT29			
Drive; W/P.S.; Mfr. No. 1692852,				Fan			▲9400HD
1692953, 1693415	1650502		6422BR	MAUSFIERES-SWITZERLAND			
2825H; 2827H				135-420			
Drive	1721393		6710BR	Variator To Trans.	7540136		6931
Primary; W/50" Deck	1707740		6869	135-430			
Secondary; W/50" Deck	1703836		6524BR	Blade	7540127		6966
Primary; W/54" Deck	1722039		6525BR	Variator To Trans.	7540136		6931
Secondary; W/54" Deck	1671076		6765BR	MAXIM			
2920H				30" Front Cut Mower			
P.T.O.; W/23" Wheels; Mfr. No. 1693132 ...	1716996		②6836	Blade; W/8 H.P. Eng.	272224		6853
P.T.O.; W/26" Wheels; Mfr. No. 1693220 ...	1716996		②6836	Idler; W/8 H.P. Eng.	272223		6864
2920H LC				42" Front Cut Mower			
P.T.O.; Mfr. No. 1693136	1716995		②6836	Belt; W/56" Belt O.C.; W/12, 15 H.P. Eng. ...	272222		6856
2923H				Belt; W/57" Belt O.C.; W/12, 15 H.P. Eng. ...	272236		6957
P.T.O.; W/26" Wheels; Mfr. No. 1693770 ...	1716996		②6836	Belt; W/67" Belt O.C.; W/12, 15 H.P. Eng. ...	272235		6967
2924D				Belt; W/88" Belt O.C.; W/12, 15 H.P. Eng. ...	272234		6988
P.T.O.; Mfr. No. 1693138	1718602		②6834	42" Rear Eng. Rider			
2925H				Eng. To Deck; W/12 H.P. Eng.			6957
P.T.O.; Mfr. No. 1693134, 1693563	1716996		②6836	3070T			
2927H; 2927LC				Drive	320272204		6838
Upper Drive; W/48" Deck	1601672		6799BR	GL12F4281C			
Lower Drive; W/60" Deck	1725154		6756BR	Transaxle	272234		6988
Express				Belt; W/57" Belt O.C.	272236		6957
Drive; W/14.5 H.P. Eng.; Mfr. No. 1693452	1665450		6627BR	Belt; W/67" Belt O.C.	272235		6967
Drive; W/15 H.P. Eng.; Mfr. No. 1693458	1717397		6798BR	GL830BE1C			
Drive; W/17 H.P. Eng.; Mfr. No. 1693525	1717397		6798BR	Transaxle	272216		6831
MF5				GL1230BETC12			
Blade	523733M1		6836	Eng. To Deck	272217		6876
Mower	523734M1		6858	M3010; M3080B			
MF6				Belt; W/31" Belt O.C.	320272216		6831
Blade	523733M1		6836	Belt; W/76" Belt O.C.	320272217		6876
MF7				Roof			
Deck	518125M1		6840	Trans.	272237		6840
Main Drive	518223M1		6828	MCCULLOCH			
MF7E				MC195H42LT			
Main Drive	1023850M1		6935	Drive	532130969		6757BR
MF8				Deck Drive	532429636		6653BR
Deck	518125M1		6840	MC2042YT			
J.S.	511277M3		6850	Deck Drive	532429636		6653BR
Main Drive	518223M1		6828	MC13538LT			
Trans.; W/50" Belt O.C.	511277M3		6850	Drive	532138255		6758BR
Trans.; W/77" Belt O.C.	519958M1		6877	Deck Drive	532193214		6713BR
MF8E				MC18542LT			
J.S.	1023886M1	3620	6962	Drive	532138255		6758BR
Main Drive; Ser. No. 6000 & Before	1023850M1		6935	Deck Drive	532144959		6758BR
Main Drive; Ser. No. 6001 & After	1030063M1	3330	6933	MIDDLESWORTH			
Starter/Gen.	1025796M1	1330	6733	72R			
MF10				Front Mower; W/18 H.P. Eng.	10561		6876
J.S. To Deck	511277M2		6850	Primary J.S.; W/18 H.P. Eng.	10560		6935
P.T.O.	514132M1		6830	Rear Mower; W/18 H.P. Eng.	10562		6829
Starter/Gen.	511485M1		7320	Trans.; W/18 H.P. Eng.	10563		6841
MF12; MF12G				C11B; C12K			
J.S. To Deck	511277M2		6850	Blade			6854
Eng. To J.S.	514132M1		6830	Eng. To Shaft			6930
Main Drive	514891M1		AX80	Shaft To Deck			6869
P.T.O.	514132M1		6830	Trans.			6848
Starter/Gen.	511485M1		7320	C54R			
MF85				Blade			AX105
Traction	3021251M1		6887	Deck Drive			AX105
MF626				② Two Required.			
Blade	523733M1		6836	▲ Standard Belt May Also Be Available.			
MF832							
Trans.	530669M1		6837				

Lawn & Garden Equipment

Belts for Riding Mowers

Application	OEM No.	Standard Belts	Premium Belts	Application	OEM No.	Standard Belts	Premium Belts
MONO				MONTGOMERY WARD - Continued			
DR-247B; DR-247BE				GIL84A			
Belt	G158		6831	Eng. To Deck	14365		A49
M-368-E				Traction	13487	2370	6837
Blade	368333		6870	GIL90A			
Front Drive	368318		6835	Eng. To Deck	17518		6960
Rear Drive	368319		6838	Traction	13487	2370	6837
R4; SR-245B; SR-245BE				GIL99A			
Belt	G158		6831	Eng. To Deck	13560		6859
MONTGOMERY WARD				Traction	13487	2370	6837
8-36557; 8-36566X31				GIL1280A; GIL1280S; GIL1281A; GIL1281R			
Blade	37X43		6601BR	Drive	11144		6835
Variator	37X45		6490BR	Trans.			6852
9-30533				GIL33010A; GIL33011A; GIL33020A;			
Deck	37X57		6498BR	GIL33020B; GIL33020C; GIL33028A;			
Traction	37X38		6425BR	GIL33029A; GIL33029B; GIL33030A; GIL33030B			
3760-0; 3770-0				Hyd. Lift	12023		6721
Blade	165179		6978	P.T.O.	11943	3350	6935
Clutch	165168		6837	Trans.	11901		6836
33010; 33020; 33028; 33029; 33030; 33035;				GIL33035A; GIL33035B; GIL33040A;			
33040				GIL33040B; GIL33041A; GIL33042A;			
Clutch	11901		6836	GIL33043A; GIL33044A; GIL33045A; GIL33045B			
P.T.O.	11943	3350	6935	Hyd. Lift	12023		6721
33043				P.T.O.	11943	3350	6935
Eng. To P.T.O.	11943	3350	6935	Trans.	11901		6836
33045				GIL33047A; GIL33047B; GIL33048B;			
Clutch	11901		6836	GIL33050A; GIL33135A; GIL33140A;			
P.T.O.	11943	3350	6935	GIL33148A; GIL33148AZ; GIL33148B;			
33047; 33048; 33050				GIL33148BZ			
Eng. To P.T.O.	11943	3350	6935	Hyd. Lift	12023		6721
33130; 33135; 33144; 33145; 33148B; 33149;				P.T.O.	11943	3350	6935
33153; 33154; 33155; 33156				Trans.	11901		6836
Clutch	11901		6836	GIL33148Z; GIL33162A; GIL33162B;			
P.T.O.	11943	3350	6935	GIL33180A; GIL33181A; GIL33182A;			
33157				GIL33183A; GIL33184A; GIL33185A; GIL33186A			
Clutch	11901		6836	Hyd. Lift	12023		6721
P.T.O.	11943	3350	6935	P.T.O.	11943	3350	6935
33160				Trans.	11901		6836
Eng. To P.T.O.	11943	3350	6935	GIL33187A; GIL33188A; GIL33189A;			
33162; 33180				GIL33190A; GIL33416A; GIL33417A;			
Clutch	11901		6836	GIL33418A; GIL33419A; GIL33420A; GIL33421A			
P.T.O.	11943	3350	6935	Hyd. Lift	12023		6721
33185A; 33185B				P.T.O.	11943	3350	6935
Blade	7540195		6854	Trans.	11901		6836
Trans.	7540198		6451BR	GIL33490A			
33190				Blade	36770		6835
Clutch	11901		6836	Trans.	200804		6874
P.T.O.	11943	3350	6935	GIL33858			
33200R; 33205; 33206				Blade	36806		6953
Blade	11792		6996	Eng. To Deck	11793		6989
Deck	12684		6996	GIL33867; GIL33889			
P.T.O.	11943		6935	Eng. To J.S.	210752		6870
Trans.	11901		6836	J.S. To Hydro.	210753		6831
33300; 33301; 33302; 33303				Lawn Trac			
P.T.O.	170921		6824	Belt; W/27" Belt O.C.	165132		6827
33332A; 33332B; 33332C				Belt; W/35" Belt O.C.	165133		6835
Trans.	7540180		6510BR	MID5824 Chor Trac; MID5824B Chor Trac			
34500A; 34501A; 34502A				Belt; W/32" Belt O.C.	503832	2320	6832
Blade	7540208		6855	Belt; W/39" Belt O.C.	503839	2390	6839
Drive	7540207		6842	MID5848A Chor Trac; MID5849A Power Trac			
34504; 34505				Belt; W/3.6 H.P. Eng.	504253	3530	6953
Blade	165184		6855	Belt; W/6.8 H.P. Eng.	504251	3510	6951
34508				SIM1201			
Blade	7540188		6951	Drive	154273		6942
Trans.	7540101		6517BR	P.T.O.	154307		6835
35101A; 35101B; 35102A; 35102B				Starter/Gen.	122060		6736
Blade	7540188		6951	SIM1210; SIM1211			
Eng. To Variator	7540187	3240	6951	P.T.O.	121216		6838
Variator To Trans.	7540136		6931	Belt	121228		6837
				SIM1216			
				Belt	108248		6848

Belts for Riding Mowers

Application	OEM No.	Standard Belts	Premium Belts	Application	OEM No.	Standard Belts	Premium Belts
MONTGOMERY WARD - Continued				MONTGOMERY WARD - Continued			
SIM1240				TMO33811A; TMO33812A			
Drive	154273		6942	Blade	7540203		6961
P.T.O.	106390		6836	Trans.	165165		6867
Starter/Gen.	122146		6738	TMO33812B			
SIM1242; SIM1243				Blade	7540203		6961
Eng. To Countershaft	156231		6842	Trans.	7540204		6867
Gen.	122120		6734	TMO33813A			
Trans.	156120		6863	Deck	165166		6864
SIM1265				Drive; W/50" Belt O.C.	7540206		6850
Cross Deck	108099		6844	Drive; W/67" Belt O.C.	7540204		6867
Drive	152017		B42	Trans.	7540204		6867
P.T.O.	154307		6835	TMO33813C			
Spindle	108209		6415BR	Deck	165166		6864
SIM1271; SIM1274				Drive; W/50" Belt O.C.	7540206		6850
Drive	152017		B42	Drive; W/67" Belt O.C.	7540204		6867
P.T.O.	154307		6835	Eng. To Deck	165166		6864
SIM1442				Trans.	7540204		6867
Drive	121228		6837	TMO33813D; TMO33813E			
P.T.O.	121216		6838	Deck	165166		6864
SIM33300A; SIM33301A; SIM33302A;				Drive; W/50" Belt O.C.	7540206		6850
SIM33303A				Drive; W/67" Belt O.C.	7540204		6867
Main Drive	170921		6824	TMO33814A			
Speed Rider				Deck	165166		6864
Trans.; W/5 H.P. Eng.	165142		6841	Drive; W/50" Belt O.C.	7540206		6850
TM34513; TM34513A; TM34513B				Drive; W/67" Belt O.C.	7540204		6867
Blade	7540208		6855	Trans.	7540204		6867
Drive	7540207		6842	TMO33814C			
TMO61C				Deck	165166		6864
Blade	7540107		6830	Drive; W/50" Belt O.C.	7540206		6850
Trans.	7540936		6847	Drive; W/67" Belt O.C.	7540204		6867
TMO1375A; TMO1377A				Eng. To Deck	165166		6864
Blade	754113	3480	6948	Trans.	7540204		6867
Drive	754112	3800	6980	TMO33815; TMO33815A; TMO33815B;			
TMO1448B				TMO33815C; TMO33815D; TMO33815E;			
Drive	7540157		6928	TMO33815F; TMO33816A			
Trans.	7540136		6931	Blade	7540195		6854
TMO19846				Drive	7540198		6451BR
Blade	7540349		6637BR	TMO33817X			
Deck	7540350		6464BR	Blade	7540138	3500	6950
TMO33331A				Drive	7540198		6451BR
Drive	7540182	3810	6981	TMO33818A; TMO33819A			
TMO33331B				Deck	7540145		6488BR
Blade; W/81" Belt O.C.	7540182	3810	6981	Trans.; W/37" Belt O.C.	7540173		6937
Drive; W/54" Belt O.C.	7540180		6510BR	Trans.; W/65" Belt O.C.	7540191		6865
Drive; W/81" Belt O.C.	7540182	3810	6981	TMO33839A			
TMO33332B; TMO33332C				Blade	7540138	3500	6950
Blade; W/81" Belt O.C.	7540182	3810	6981	Drive	7540198		6451BR
Drive	7540180		6510BR	TMO33840A; TMO33841A			
TMO33340A; TMO33350A				Blade	7540151		6967
Drive	7540217		6979	Drive	7540138	3500	6950
Trans.	7540217		6979	Trans.	7540136		6931
TMO33410A; TMO33411A				TMO33842C; TMO33843			
Drive	7540217		6979	Blade	7540145		6488BR
TMO33551; TMO33551A				Clutch	7540226		6551BR
Drive	7540245		6859	TMO33844A			
Trans.	7540244		6840	Drive	7540226		6551BR
TMO33554A				TMO33846A; TMO33846B			
Blade	7540245		6859	Deck	165166		6864
Drive	7540177		6832	Drive; W/50" Belt O.C.	7540206		6850
TMO33559A				Drive; W/67" Belt O.C.	7540204		6867
Drive	7540245		6859	TMO33847; TMO33847A			
Trans.	7540244		6840	Blade	7540167		6964
TMO33566				Clutch	7540198		6451BR
Blade	7540350		6464BR	TMO33853			
Deck	7540349		6637BR	Blade	7540151		6967
Variator	7540248		6431BR	Trans.	7540191		6865
Vari-Speed	7540248		6431BR	TMO33854			
TMO33810A; TMO33810B				Blade	7540167		6964
Blade	7540203		6961	Clutch	7540198		6451BR
Trans.	7540204		6867	TMO33855A			
				Blade	7540151		6967

Belts for Riding Mowers

Application	OEM No.	Standard Belts	Premium Belts	Application	OEM No.	Standard Belts	Premium Belts
MONTGOMERY WARD - Continued				MONTGOMERY WARD - Continued			
TMO33855A - Continued				TMO33912A			
Drive	7540138	3500	6950	Blade	7540145		6488BR
Trans.	7540136		6931	Eng. To Variator	7540266		6775BR
				Variator To Trans.	7540268		6951
TMO33856A				TMO33913A			
Blade	1651066		6864	Blade	7540145		6488BR
Drive	7540204		6867	TMO33914A			
Spindle	7540206		6850	Blade	7540271		6557BR
TMO33860; TMO33860B; TMO33860C;				TMO33916A; TMO33917A			
TMO33861				Blade	7540329		6630BR
Blade	7540145		6488BR	TMO33918A			
Clutch	7540226		6551BR	Deck	7540145		6488BR
TMO33864A				Trans.	7540266		6775BR
Blade	7540167		6964	TMO33919A; TMO33919B			
Drive	7540198		6451BR	Deck; W/32" Deck	7540342		6868
TMO33866A				TMO33920A; TMO33920B; TMO33921A;			
Blade	7540167		6964	TMO33921B; TMO33922A			
Clutch	7540198		6451BR	Blade	7540329		6630BR
Drive	7540145		6488BR	TMO33924A; TMO33924B			
TMO33876; TMO33876A				Blade	7540329		6630BR
Blade	7540151		6967	Deck	7540329		6630BR
Clutch	7540266		6775BR	TMO33925A; TMO33927A; TMO33929A;			
TMO33886				TMO33931A; TMO33932A			
Blade	7540145		6488BR	Blade	7540329		6630BR
Clutch	7540226		6551BR	TMO33934A			
TMO33886C				Blade	7540329		6630BR
Variator	7540266		6775BR	Deck	7540329		6630BR
TMO33900A				TMO033936A			
Blade; W/38" Belt O.C.	7540240		6511BR	Blade	7540229		6852
Blade; W/47" Belt O.C.	7540290		6847	Deck	7540293		6501BR
Blade; W/63" Belt O.C.	7540347		6847BR	TMO33936A			
Deck	7540347		6847BR	Blade; W/52" Belt O.C.	7540229		6852
Drive; W/35" Belt O.C.	7540241		6494BR	Blade; W/74" Belt O.C.	7540293		6501BR
Drive; W/38" Belt O.C.	7540240		6511BR	TMO34500A; TMO34500B; TMO34500C;			
Variator; W/35" Belt O.C.	7540241		6494BR	TMO34500D; TMO34501A; TMO34502A			
Variator; W/38" Belt O.C.	7540240		6511BR	Blade	7540208		6855
TMO33901; TMO33901A				Drive	7540207		6842
Blade	7540271		6557BR	TMO34506A; TMO34507A; TMO34507B			
Clutch	7540266		6775BR	Blade	7540198		6451BR
TMO33902				Drive	7540207		6842
Blade	7540145		6488BR	TMO34508A			
Clutch	7540226		6551BR	Blade	7540188		6951
TMO33902A				Trans.	7540101		6517BR
Variator	7540266		6775BR	TMO34509A			
TMO33903				Blade	7540208		6855
Blade	7540145		6488BR	Drive	7540207		6842
Clutch	7540226		6551BR	TMO34514A; TMO34514B			
TMO33904; TMO33904A				Blade	7540198		6451BR
Blade	7540271		6557BR	Drive	7540207		6842
Clutch	7540266		6775BR	TMO34517A			
TMO33905				Blade	7540188		6951
Variator	7540266		6775BR	Eng. To Variator	7540187	3240	6924
TMO33905A				Variator To Trans.	7540136		6931
Blade	7540329		6630BR	TMO34524; TMO34527A			
TMO33906A				Blade	7540198		6451BR
Variator	7540266		6775BR	Drive	7540207		6842
TMO33907A				TMO34528; TMO34530; TMO34535A;			
Blade	7540145		6488BR	TMO34538; TMO34538A			
TMO33907B				Blade	7540264		6639BR
Deck	7540145A		6488BR	Clutch	7540241		6494BR
Eng. To V.S.	7540280		6447BR	Deck Drive	7540291		6641BR
V.S. To Trans.	7540281		6405BR	Eng. To Variator	7540241		6494BR
TMO33908A				Eng. To Deck	7540240		6511BR
Belt; W/52" Belt O.C.	7540229		6852	TMO34538B			
Belt; W/74" Belt O.C.	7540293		6501BR	Blade	7540264		6639BR
TMO33909A				Clutch	7540241		6494BR
Blade	7540145		6488BR	Deck Drive	7540291		6641BR
Clutch	7540226		6551BR	Eng. To Variator	7540241		6494BR
TMO33909B				Eng. To Deck	7540240		6511BR
Deck	7540145		6488BR	Variator	7540240		6511BR
Trans.	7540266		6775BR				

Belts for Riding Mowers

Lawn & Garden Equipment

Application	OEM No.	Standard Belts	Premium Belts	Application	OEM No.	Standard Belts	Premium Belts
MONTGOMERY WARD - Continued				MONTGOMERY WARD - Continued			
TMO34538C				ZMH9-38600 - Continued			
Blade	7540264		6639BR	Traction	37X38		6425BR
Clutch	7540241		6494BR	ZMH33910			
Eng. To Deck	7540240		6511BR	Deck	37X57		6498BR
TMO34540		2530	6853	Traction; W/40" Belt O.C.	37X38		6425BR
Blade	7540250		6494BR	Traction; W/95" Belt O.C.	37X61		6452BR
Clutch	7540241		6511BR	ZMH33915; ZMH836566; ZMH836568			
Eng. To Deck	7540240			Blade	37X43		6601BR
TMO35101; TMO35102			6951	Variator	37X45		6490BR
Blade	7540188		6924	ZMH938600			
Eng. To Variator	7540187	3240	6931	Traction	37X61		6452BR
Variator To Trans.	7540136			ZMH-36568			
TMO134502; TMO134504; TMO134506;				Blade	37X43		6601BR
TMO134512; TMO134514; TMO134515;				ZUJ94			
TMO134518				Blade	165179		6978
Variator; W/35" Belt O.C.	7540241		6494BR	Clutch	165168		6837
Variator; W/38" Belt O.C.	7540240		6511BR	ZYJ48A; ZYJ48B; ZYJ50A; ZYJ50B			
TMO134618			6951	Blade	165183		6857
Drive	7540268			Trans.	165181		6839
TMO134619			6557BR	ZYJ68A; ZYJ69A; ZYJ75A; ZYJ75C			
Blade	7540271		6775BR	Blade	165143		6856
Drive	7540266			Drive	165142		6841
TMO134638; TMO134668; TMO134698			6951	ZYJ76A			
Drive	7540268			Drive; W/40" Belt O.C.	165138		6840
TMO138693			6852	Drive; W/56" Belt O.C.	165139		6856
Belt; W/52" Belt O.C.	7540229		6501BR	ZYJ76B			
Belt; W/74" Belt O.C.	7540293			Blade	165143		6856
TMO139758			6464BR	Drive	165142		6841
Blade	7540350		6637BR	ZYJ77A; ZYJ77B			
Deck	7540349		6431BR	Drive; W/40" Belt O.C.	165138		6840
Variator	7540248		6431BR	Drive; W/56" Belt O.C.	165139		6856
Vari-Speed	7540248			ZYJ77C; ZYJ77D; ZYJ78A; ZYJ79A			
TMO190846			6637BR	Blade	165143		6856
Blade	7540349		6464BR	Drive	165142		6841
Deck	7540350			ZYJ80; ZYJ81			
TMO668088			6630BR	Blade	165169		6855
Blade	7540329			Clutch	165168		6837
TMR91A; TMR98A			6837	ZYJ82A			
Belt				Blade	165184		6855
TMR8175			2280	ZYJ83A; ZYJ83C			
Belt; W/28" Belt O.C.		2280	6828	Blade	165143		6856
Belt; W/30" Belt O.C.		②2300	②6830	Drive	165142		6841
TMR8176			2290	ZYJ86A			
Belt; W/29" Belt O.C.		2290	6829	Blade	165184		6855
Belt; W/33" Belt O.C.		2330	6833	ZYJ87A; ZYJ87B			
Belt; W/47" Belt O.C.		2470	6847	Blade	165143		6856
TMR8177A			2470	Clutch	165160		6840
Belt; W/47" Belt O.C.				ZYJ87C			
TMR8191A			6829	Blade	165182		6854
Belt; W/29" Belt O.C.			6833	Trans.	165181		6839
Belt; W/33" Belt O.C.				ZYJ87D			
TMR8192A; TMR8192B			6833	Blade	165143		6856
Belt				Trans.	165181		6839
TMR8193A			6837	ZYJ88; ZYJ89			
Belt				Blade	165140		6956
WFH46A; WFH48A			②1230	Clutch	165141		6840
Blade		②1230	②6723	Eng. To Deck	165130		6829
Trans.		2480	6848	ZYJ91			
ZHJ-UT32016A; ZHJ-UT32017A; ZHJ-UT32018A			6873	Blade	165169		6855
Blade	JA991488		6852	Clutch	165168		6837
Trans.	JA990738			ZYJ93; ZYJ95A			
ZHJ-UT33009; ZHJ-UT33010			6864	Blade	165159		6858
Blade	JA992251			Clutch	165160		6840
ZHJ-UT-33009; ZHJ-UT-33010			2480	ZYJ96A			
Trans.		2480	6848	Mower Drive	165171		6963
ZMH8-36557; ZMH8-36566			6601BR	Trans.	165168		6837
Blade	37X43			ZYJ97			
ZMH9-38600			6498BR	Clutch	165164		6839
Deck	37X57						

② Two Required.

Belts for Riding Mowers

Application	OEM No.	Standard Belts	Premium Belts
MONTGOMERY WARD - Continued			
ZYJ1370; ZYJ1372; ZYJ1378			
Blade	41969		6950
Clutch	41980		6867
Eng. To Deck	41993		6859
ZYJ1387			
Blade	165161		6961
Clutch	165151		6863
ZYJ1388			
Blade	41969		6950
Clutch; W/64" Belt O.C.	165154		6864
Clutch; W/67" Belt O.C.	41980		6867
Eng. To Deck; W/59" Belt O.C.	41993		6859
Eng. To Deck; W/62" Belt O.C.	165153		6862
ZYJ1390; ZYJ1394			
Blade	165161		6961
Clutch	165151		6863
ZYJ1394C			
Blade		3600	6960
ZYJ1395; ZYJ1396; ZYJ1397			
Blade	165161		6961
Clutch	165151		6863
ZYJ1398			
Blade	41969		6950
Clutch	41980		6867
Eng. To Deck; W/59" Belt O.C.	41993		6859
Eng. To Deck; W/62" Belt O.C.	165153		6862
ZYJ1399; ZYJ1399A			
Blade	41969		6950
Clutch	165154		6864
Eng. To Deck	165153		6862
ZYJ1400 Hydro			
Blade	165161		6961
Clutch	165163		6865
ZYJ1405; ZYJ1408			
Blade	165161		6961
Clutch	165165		6867
ZYJ1410A Hydro			
Blade	165173		6963
Clutch	165163		6865
ZYJ1410B Hydro			
Blade	165161		6961
Clutch	165163		6865
ZYJ1414A			
Mower Deck	165175		6945
Mower Drive	165174		6948
ZYJ1415			
Clutch	165172		6867
ZYJ1428; ZYJ1430			
Blade	165161		6961
Clutch	165165		6867
ZYJ1433			
Blade	165167		6951
Clutch	165172		6867
Eng. To Deck	165166		6864
ZYJ1434			
Blade	165161		6961
Clutch	165165		6867
ZYJ1439			
Clutch	165172		6867
ZYJ1450			
Blade	165161		6961
Clutch	165165		6867
ZYJ3720-1; ZYJ3720-2; ZYJ3730-1; ZYJ3730-2			
Blade	165183		6857
Trans.	165181		6839
ZYJ3760-0; ZYJ3770-0			
Blade	165179		6978
Clutch	165168		6837
ZYJ33800; ZYJ33801			
Blade	165161		6961

Application	OEM No.	Standard Belts	Premium Belts
MONTGOMERY WARD - Continued			
ZYJ33800; ZYJ33801 - Continued			
Clutch	165165		6867
ZYJ33808			
Blade	165167		6951
Clutch	165172		6867
Eng. To Deck	165166		6864
ZYJ33809			
Blade	165174		6948
Clutch	165172		6867
Eng. To Deck	165175		6945
ZYJ34504A; ZYJ34505A			
Blade	165184		6855
MOTO-MOWER			
26-300			
Belt	1008838	1285	
26-302			
Belt; W/25" Belt O.C.	4468	2250	6825
Belt; W/29" Belt O.C.	1032290		6829
61-300 24"			
Belt	1008838	1285	
61-302			
Belt; W/25" Belt O.C.	1004468	2250	6825
Belt; W/29" Belt O.C.	1032290		6829
61-302 24"			
Belt; W/25" Belt O.C.	4468	2250	6825
Belt; W/29" Belt O.C.	1032290		6829
306; 320			
Belt; W/25" Belt O.C.	1004468	2250	6825
Belt; W/29" Belt O.C.	1032290		6829
322; 323			
Belt	1032290		6829
331			
Belt; W/25" Belt O.C.	1004468	2250	6825
Belt; W/29" Belt O.C.	1032290		6829
6000; 6001			
High Speed Drive	1022480		6831
Low Speed Drive	1022149		6832
Transaxle	1022460	2600	6860
6007; 6008			
Belt; W/35" Belt O.C.	1034685	3350	6935
Belt; W/62" Belt O.C.	1034684	3620	6962
6024; 6025			
Gen.	1048684		7360
Eng. To J.S.	1040576	3330	6933
Transaxle	1034684	3620	6962
7000; 8000			
Belt; W/35" Belt O.C.	1034685	3350	6935
Belt; W/62" Belt O.C.	1034684	3620	6962
Deluxe 302 24"; Deluxe 304 24"			
Belt; W/25" Belt O.C.	4468	2250	6825
Belt; W/29" Belt O.C.	1032290		6829
Moto Boy			
Belt	1008838	1285	
Roto Ride 24"			
Belt; W/23" Belt O.C.			6823
Belt; W/27" Belt O.C.			6827
Belt; W/29" Belt O.C.	1032290		6829
Squire 22"			
Belt	4533	2330	6833
Super 26-302			
Belt; W/25" Belt O.C.	1004468	2250	6825
Belt; W/29" Belt O.C.	1032290		6829
Super 1900-14			
Belt	1008838	1285	
MTD GOLD			
13AP925P004			
Trans.	95404207		6879
Deck Drive	95404077		6778BR

Belts for Riding Mowers

Application	OEM No.	Standard Belts	Premium Belts	Application	OEM No.	Standard Belts	Premium Belts
MTD GOLD - Continued				MTD PRODUCTS, INC. - Continued			
13AX771S004				13A747GF			
Drive - Upper	9540241A		6494BR	Eng. To Deck; W/38" Deck	7540329A		6630BR
Drive - Lower	95404249A		6520BR	13A1674G			
Deck Drive	95404060B		6776BR	Eng. To Deck	7540371A		6402BR
13AX795S004				Eng. To V.S.	7540280		6447BR
Trans.	95404252		6884	V.S. To Trans.	7540370		6439BR
Deck Drive	95404060B		6776BR	13A2695G			
13AX915T004				Eng. To Deck	7540371A		6402BR
Trans.	95404207		6879	Trans.	7540441		6417BR
Deck Drive	95404219		6651BR	13A3662F			
17AF2ACK004				Eng. To Deck; W/38" Deck	7540329A		6630BR
Trans.	95404043A	2580		Eng. To V.S.	7540280A		6447BR
Deck Drive	95404138A		6783BR	13A4660F			
17AF2ACP004				Eng. To Deck; W/38" Deck	7540329A		6630BR
Trans.	95404043A	2580		13A4662F			
Deck Drive	95404044A		6842BR	Eng. To Deck; W/38" Deck	7540329A		6630BR
17AF2ACS004				Eng. To V.S.	7540280A		6447BR
Trans.	95404043A	2580		13A4667F			
Deck Drive	95404137A		6684BR	Eng. To Deck; W/38" Deck	7540329A		6630BR
MTD PRODUCTS, INC.				13A5450F; 13A5453F; 13A5470F			
3Z457				Eng. To Deck; W/38" Deck	7540329A		6630BR
Blade	7540167		6964	Eng. To V.S.	7540280		6447BR
Trans.	7540164	2630	6863	V.S. To Trans.	7540281		6405BR
3Z459				13A5660F			
Blade	7540145		6488BR	Eng. To Deck	7540329A		6630BR
Drive; W/37" Belt O.C.	7540173	3370	6937	Eng. To V.S.	7540280		6447BR
Drive; W/65" Belt O.C.	7540191		6865	V.S. To Trans.	7540370		6439BR
3Z459A; 3Z459B; 3Z459C				13A5660G			
Blade	7540145		6488BR	Eng. To Deck	7540371A		6402BR
Trans.; W/37" Belt O.C.	7540173	3370	6937	Eng. To V.S.	7540280		6447BR
Trans.; W/65" Belt O.C.	7540191		6865	V.S. To Trans.	7540370		6439BR
Trans.; W/82" Belt O.C.	7540226		6551BR	13A5661F; 13A5665F			
3Z460				Eng. To Deck	7540329A		6630BR
Blade	7540178	3820	6982	Eng. To V.S.	7540280		6447BR
Trans.; W/48" Belt O.C.	7540200		6848	V.S. To Trans.	7540370		6439BR
Trans.; W/50" Belt O.C.	7540179		6950	13A5670G; 13A6660G			
3Z464				Eng. To Deck	7540371A		6402BR
Blade	7540198		6451BR	Eng. To V.S.	7540280		6447BR
Trans.	7540207		6842	V.S. To Trans.	7540370		6439BR
3Z523				13A6665H			
Gen.	7540169		3V355	Cross Deck	7540440		6477BR
P.T.O.	7540165		6834	Eng. To Deck	7540439		6406BR
3Z526				13A6672G; 13A6673G			
Blade	7540184		6852	Eng. To V.S.	7540280A		6447BR
Eng. To Deck	7540180		6510BR	13A6675G			
Trans.	7540182	3810	6981	Eng. To Deck	7540371A		6402BR
3Z588				Eng. To V.S.	7540280		6447BR
Drive	7540218		6959	V.S. To Trans.	7540370		6439BR
P.T.O.	7540214		6850	13A6675H			
Trans.	7540211		6946	Cross Deck	7540440		6477BR
9-5165				Eng. To Deck	7540439		6406BR
Blade	7540107		6830	13A6693G; 13A6695G			
Trans.	7540936		6847	Eng. To Deck	7540371A		6402BR
9-5182; 9-5189				Trans.	7540441		6417BR
Drive	7540151		6967	13A6695H; 13A6698H; 13A6699H			
13A0619G				Cross Deck	7540440		6477BR
Eng. To Deck	7540371A		6402BR	Eng. To Deck	7540439		6406BR
Eng. To V.S.	7540280		6447BR	Trans.	7540441		6417BR
V.S. To Trans.	7540370		6439BR	13A8673G; 13A8679G			
13A0673G				Eng. To V.S.	7540280A		6447BR
Eng. To Deck	7540371A		6402BR	13A8693G			
13A0675H				Trans.	7540441		6417BR
Cross Deck	7540440		6477BR	13A8693H			
Eng. To Deck	7540439		6406BR	Cross Deck	7540440		6477BR
Eng. To V.S.	7540280		6447BR	Eng. To Deck	7540439		6406BR
V.S. To Trans.	7540370		6439BR	13A-45G; 13A-47G			
13A0698G				Deck; W/38" Deck	7540329A		6630BR
Eng. To Deck	7540371A		6402BR	Variable Speed	7540281		6405BR
Trans.	7540441		6417BR	13A-67A			
				Deck; W/38" Deck	7540329A		6630BR

Lawn & Garden Equipment

Belts for Riding Mowers

Application	OEM No.	Standard Belts	Premium Belts
MTD PRODUCTS, INC. - Continued			
13A-67A - Continued			
Deck; W/42" Deck	7540371A		6402BR
Deck; W/46" Deck	7540440		6477BR
P.T.O.; W/46" Deck	7540439		6406BR
Variable Speed	7540370		6439BR
13A-69A			
Deck; W/38" Deck	7540329A		6630BR
Deck; W/42" Deck	7540371A		6402BR
Deck; W/46" Deck	7540440		6477BR
P.T.O.; W/46" Deck	7540439		6406BR
Trans.	7540349		6637BR
13A-325; 13A-328			
Deck	7540754		6576BR
Variable Speed	7540453		6617BR
13A-450; 13A-451; 13A-452; 13A-453			
Deck; W/36" Deck	7540364		6482BR
Deck; W/38" Deck	7540329A		6630BR
Variable Speed	7540281		6405BR
13A-455			
Deck; W/38" Deck	7540329A		6630BR
Variable Speed	7540281		6405BR
13A-470; 13A-471; 13A-472; 13A-473; 13A-475			
Deck; W/36" Deck	7540364		6482BR
Deck; W/38" Deck	7540329A		6630BR
Variable Speed	7540281		6405BR
13A-560			
Deck	7540264		6639BR
Eng.	7540241A		6494BR
Variable Speed	7540240		6511BR
13A-604			
Deck; W/46" Deck	7540349		6637BR
Drive	7540468		6556BR
P.T.O.; W/Electric P.T.O.; W/42" Deck	7540472		6812BR
P.T.O.; W/Electric P.T.O.; W/46" Deck	7540474		6480BR
P.T.O.; W/Man. P.T.O.; W/42" Deck	7540485		6575BR
P.T.O.; W/Man. P.T.O.; W/46" Deck	7540486		6502BR
Variable Speed	7540467		6606BR
13A-608			
Deck; W/46" Deck	7540349		6637BR
Drive	7540468		6556BR
P.T.O.; W/42" Deck	7540472		6812BR
P.T.O.; W/46" Deck	7540476		6416BR
Variable Speed	7540467		6606BR
13A-614; 13A-619			
Deck; W/38" Deck	7540329A		6630BR
Deck; W/42" Deck	7540371A		6402BR
Deck; W/46" Deck	7540440		6477BR
P.T.O.; W/46" Deck	7540439		6406BR
Trans.	7540370		6439BR
13A-660			
Deck; W/38" Deck	7540329A		6630BR
Deck; W/42" Deck	7540371A		6402BR
Deck; W/46" Deck	7540440		6477BR
Eng.	7540280A		6447BR
P.T.O.; W/46" Deck	7540439		6406BR
Variable Speed	7540370		6439BR
13A-661; 13A-662; 13A-663; 13A-665; 13A-667;			
13A-670; 13A-671; 13A-672; 13A-673; 13A-674			
Deck; W/38" Deck	7540329A		6630BR
Deck; W/42" Deck	7540371A		6402BR
Deck; W/46" Deck	7540440		6477BR
P.T.O.; W/46" Deck	7540439		6406BR
Variable Speed	7540370		6439BR
13A-675; 13A-677; 13A-678; 13A-679			
Deck; W/38" Deck	7540329A		6630BR
Deck; W/42" Deck	7540371A		6402BR
Deck; W/46" Deck	7540440		6477BR
P.T.O.; W/46" Deck	7540439		6406BR
Variable Speed	7540370		6439BR
13A-690; 13A-693; 13A-694; 13A-695; 13A-698;			
13A-699			
Deck; W/38" Deck	7540329A		6630BR
Deck; W/42" Deck	7540371A		6402BR

Application	OEM No.	Standard Belts	Premium Belts
MTD PRODUCTS, INC. - Continued			
13A-690; 13A-693; 13A-694; 13A-695; 13A-698;			
13A-699 - Continued			
Deck; W/46" Deck	7540440		6477BR
P.T.O.; W/46" Deck	7540439		6406BR
Trans.	7540349		6637BR
13A-6675			
Deck; W/38" Deck	7540329A		6630BR
Deck; W/46" Deck	7540440		6477BR
P.T.O.; W/46" Deck	7540439		6406BR
Variable Speed	7540370		6439BR
13A-6699			
Deck; W/38" Deck	7540329A		6630BR
Deck; W/42" Deck	7540371A		6402BR
Deck; W/46" Deck	7540440		6477BR
P.T.O.; W/46" Deck	7540439		6406BR
Trans.	7540349		6637BR
13AA617			
Deck; W/46" Deck	7540349		6637BR
Drive	7540349		6637BR
P.T.O.; W/42" Deck	7540485		6575BR
P.T.O.; W/46" Deck	7540486		6502BR
13AB560			
Deck	7540264		6639BR
Eng.	7540241A		6494BR
Variable Speed	7540240		6511BR
13AB699H			
Cross Deck	7540440		6477BR
Eng. To Deck	7540439		6406BR
Trans.	7540441		6417BR
13AC450F			
Eng. To Deck; W/38" Deck	7540329A		6630BR
Eng. To V.S.	7540280		6447BR
V.S. To Trans.	7540281		6405BR
13AD604			
Deck; W/46" Deck	7540349		6637BR
Drive	7540468		6556BR
P.T.O.; W/Electric P.T.O.; W/42" Deck	7540472		6812BR
P.T.O.; W/Electric P.T.O.; W/46" Deck	7540474		6480BR
P.T.O.; W/Man. P.T.O.; W/42" Deck	7540485		6575BR
P.T.O.; W/Man. P.T.O.; W/46" Deck	7540486		6502BR
Variable Speed	7540467		6606BR
13AD604G			
Cross Deck	7540349		6637BR
Drive	7540468		6556BR
P.T.O.	7540474		6480BR
Variable Speed	7540467		6606BR
13AD608			
Deck; W/46" Deck	7540349		6637BR
Drive	7540468		6556BR
P.T.O.; W/42" Deck	7540472		6812BR
P.T.O.; W/46" Deck	7540476		6416BR
Variable Speed	7540467		6606BR
13AD624G			
P.T.O.; W/Electric P.T.O.	7540472		6812BR
13AD674			
Deck; W/42" Deck	7540371A		6402BR
Variable Speed	7540370		6439BR
13AD674G			
Eng. To Deck	7540371A		6402BR
13AE450E			
Eng. To V.S.	7540280		6447BR
V.S. To Trans.	7540281		6405BR
13AE450F; 13AE451F; 13AE470F			
Eng. To Deck; W/38" Deck	7540329A		6630BR
Eng. To V.S.	7540280		6447BR
V.S. To Trans.	7540281		6405BR
13AF560			
Deck	7540264		6639BR
Eng.	7540241A		6494BR
Variable Speed	7540240		6511BR
13AF660G			
Eng. To V.S.	7540280A		6447BR

Belts for Riding Mowers

Application	OEM No.	Standard Belts	Premium Belts	Application	OEM No.	Standard Belts	Premium Belts
MTD PRODUCTS, INC. - Continued				MTD PRODUCTS, INC. - Continued			
13AF695H				13AH665F; 13AH667F; 13AH670F			
Cross Deck	7540440		6477BR	Eng. To Deck; W/38" Deck	7540329A		6630BR
Eng. To Deck	7540439		6406BR	13AH672F			
Trans.	7540441		6417BR	Eng. To Deck; W/38" Deck	7540329A		6630BR
13AG609G				Eng. To V.S.	7540280A		6447BR
Drive	7540468		6556BR	13AI69AH			
P.T.O.; W/Electric P.T.O.	7540472		6606BR	Cross Deck	7540349		6637BR
Variable Speed	7540467			Eng. To Deck	7540439		6406BR
13AG619H				Trans.	7540441		6417BR
Cross Deck	7540349		6637BR	13AI607			
Drive	7540468		6556BR	Deck; W/46" Deck	7540349		6637BR
P.T.O.; W/Electric P.T.O.	7540474		6480BR	Drive	7540468		6556BR
P.T.O.; W/Man. P.T.O.	7540486		6502BR	P.T.O.; W/42" Deck	7540485		6575BR
Variable Speed	7540467		6606BR	P.T.O.; W/46" Deck	7540486		6502BR
13AG675				Variable Speed	7540467		6606BR
Deck; W/38" Deck	7540329A		6630BR	13AI607H			
Deck; W/42" Deck	7540371A		6402BR	Cross Deck	7540349		6637BR
Deck; W/46" Deck	7540440		6477BR	Drive	7540468		6556BR
P.T.O.; W/46" Deck	7540439		6406BR	P.T.O.; W/Electric P.T.O.	7540474		6480BR
Variable Speed	7540370		6439BR	P.T.O.; W/Man. P.T.O.	7540486		6502BR
13AG675G; 13AG678G				Variable Speed	7540467		6606BR
Eng. To Deck	7540371A		6402BR	13AI608G			
Eng. To V.S.	7540280		6447BR	Drive	7540468		6556BR
V.S. To Trans.	7540370		6439BR	P.T.O.; W/Electric P.T.O.	7540472		6812BR
13AG679H				P.T.O.; W/Man. P.T.O.	7540485		6575BR
Cross Deck	7540440		6477BR	Variable Speed	7540467		6606BR
Eng. To Deck	7540439		6406BR	13AI608H			
Eng. To V.S.	7540280		6447BR	Cross Deck	7540349		6637BR
V.S. To Trans.	7540370		6439BR	Drive	7540468		6556BR
13AG695				P.T.O.; W/Electric P.T.O.	7540474		6480BR
Deck; W/42" Deck	7540371A		6402BR	P.T.O.; W/Man. P.T.O.	7540486		6502BR
Deck; W/46" Deck	7540440		6477BR	Variable Speed	7540467		6606BR
P.T.O.; W/46" Deck	7540439		6406BR	13AI609H			
Trans.	7540349		6637BR	Cross Deck	7540349		6637BR
13AG695G				Drive	7540468		6556BR
Eng. To Deck	7540371A		6402BR	P.T.O.; W/Electric P.T.O.	7540474		6480BR
Trans.	7540441		6417BR	Variable Speed	7540467		6606BR
13AG698H				13AI618H			
Cross Deck	7540440		6477BR	Cross Deck	7540349		6637BR
Eng. To Deck	7540439		6406BR	Drive	7540468		6556BR
Trans.	7540441		6417BR	P.T.O.; W/Electric P.T.O.	7540474		6480BR
13AH450F				P.T.O.; W/Man. P.T.O.	7540486		6502BR
Eng. To Deck; W/38" Deck	7540329A		6630BR	Variable Speed	7540467		6606BR
Eng. To V.S.	7540280		6447BR	13AI673H			
V.S. To Trans.	7540281		6405BR	Cross Deck	7540440		6477BR
13AH451E				Eng. To Deck	7540439		6406BR
Eng. To V.S.	7540280		6447BR	Eng. To V.S.	7540280A		6447BR
V.S. To Trans.	7540281		6405BR	13AI674G			
13AH451F				Eng. To V.S.	7540280		6447BR
Eng. To Deck; W/38" Deck	7540329A		6630BR	13AI674H			
Eng. To V.S.	7540280		6447BR	Cross Deck	7540440		6477BR
V.S. To Trans.	7540281		6405BR	13AI675H			
13AH471F				Cross Deck	7540440		6477BR
Eng. To Deck; W/38" Deck	7540329A		6630BR	Eng. To Deck	7540439		6406BR
V.S. To Trans.	7540281		6405BR	Eng. To V.S.	7540280A		6447BR
13AH660				V.S. To Trans.	7540370		6439BR
Deck; W/38" Deck	7540329A		6630BR	13AI693H; 13AI695H; 13AI699H			
Deck; W/42" Deck	7540371A		6402BR	Cross Deck	7540440		6477BR
Deck; W/46" Deck	7540440		6477BR	Eng. To Deck	7540439		6406BR
P.T.O.; W/46" Deck	7540439		6406BR	Trans.	7540441		6417BR
Variable Speed	7540370		6439BR	13AJ609H			
13AH660F				Cross Deck	7540349		6637BR
Eng. To Deck	7540329A		6630BR	Drive	7540468		6556BR
Eng. To V.S.	7540280A		6447BR	P.T.O.; W/Electric P.T.O.	7540474		6480BR
V.S. To Trans.	7540370		6439BR	Variable Speed	7540467		6606BR
13AH661F				13AJ693H; 13AJ694H; 13AJ695H			
Eng. To Deck	7540329A		6630BR	Cross Deck	7540440		6477BR
Eng. To V.S.	7540280		6447BR	Eng. To Deck	7540439		6406BR
V.S. To Trans.	7540370		6439BR	Trans.	7540441		6417BR
13AH662F				13AJ699			
Eng. To Deck; W/38" Deck	7540329A		6630BR	Deck; W/38" Deck	7540329A		6630BR
Eng. To V.S.	7540280A		6447BR	Deck; W/42" Deck	7540371A		6402BR

Lawn & Garden Equipment

Belts for Riding Mowers

Application	OEM No.	Standard Belts	Premium Belts
MTD PRODUCTS, INC. - Continued			
13AJ699 - Continued			
Deck; W/46" Deck	7540440		6477BR
P.T.O.; W/46" Deck	7540439		6406BR
Trans.	7540349		6637BR
13AJ699H			
Cross Deck	7540440		6477BR
Eng. To Deck	7540439		6406BR
Trans.	7540441		6417BR
13AK604			
Deck; W/46" Deck	7540349		6637BR
Drive	7540468		6556BR
P.T.O.; W/Electric P.T.O.; W/42" Deck	7540472		6812BR
P.T.O.; W/Electric P.T.O.; W/46" Deck	7540474		6480BR
P.T.O.; W/Man. P.T.O.; W/42" Deck	7540485		6575BR
P.T.O.; W/Man. P.T.O.; W/46" Deck	7540486		6502BR
Variable Speed	7540467		6606BR
13AK604G			
Drive	7540468		6556BR
P.T.O.; W/Electric P.T.O.	7540472		6812BR
P.T.O.; W/Man. P.T.O.	7540485		6575BR
Variable Speed	7540467		6606BR
13AK608			
Deck; W/46" Deck	7540349		6637BR
Drive	7540468		6556BR
P.T.O.; W/42" Deck	7540472		6812BR
P.T.O.; W/46" Deck	7540476		6416BR
Variable Speed	7540467		6606BR
13AK608G			
Drive	7540468		6556BR
P.T.O.; W/Electric P.T.O.	7540472		6812BR
P.T.O.; W/Man. P.T.O.	7540485		6575BR
Variable Speed	7540467		6606BR
13AK660G			
Eng. To Deck	7540371A		6402BR
13AK673G			
Eng. To V.S.	7540280A		6447BR
13AK693G			
Trans.	7540441		6417BR
13AK695H			
Cross Deck	7540440		6477BR
Eng. To Deck	7540439		6406BR
Trans.	7540441		6417BR
13AL450C			
Eng. To V.S.	7540280		6447BR
V.S. To Trans.	7540281		6405BR
13AL452F; 13AL470F			
Eng. To Deck; W/38" Deck	7540329A		6630BR
Eng. To V.S.	7540280		6447BR
V.S. To Trans.	7540281		6405BR
13AL660F; 13AL667F			
Eng. To Deck	7540329A		6630BR
Eng. To V.S.	7540280		6447BR
V.S. To Trans.	7540370		6439BR
13AL670F			
Eng. To Deck; W/38" Deck	7540329A		6630BR
Eng. To V.S.	7540280A		6447BR
13AL675F; 13AL677F			
Eng. To Deck	7540329A		6630BR
Eng. To V.S.	7540280		6447BR
V.S. To Trans.	7540370		6439BR
13AM47GF			
Eng. To Deck; W/38" Deck	7540329A		6630BR
V.S. To Trans.	7540281		6405BR
13AM67AG			
Eng. To Deck	7540371A		6402BR
Eng. To V.S.	7540280		6447BR
V.S. To Trans.	7540370		6439BR
13AM69A			
Trans.	7540349		6637BR
13AM69AG			
Eng. To Deck	7540371A		6402BR

Application	OEM No.	Standard Belts	Premium Belts
MTD PRODUCTS, INC. - Continued			
13AM69AG - Continued			
Trans.	7540441		6417BR
13AM475F			
Eng. To Deck; W/38" Deck	7540329A		6630BR
V.S. To Trans.	7540281		6405BR
13AM660F			
Eng. To Deck; W/38" Deck	7540329A		6630BR
Eng. To V.S.	7540280A		6447BR
13AM660G			
Eng. To Deck	7540371A		6402BR
Eng. To V.S.	7540280		6447BR
V.S. To Trans.	7540370		6439BR
13AM665G			
Eng. To Deck	7540371A		6402BR
Eng. To V.S.	7540280A		6447BR
13AM667F			
Eng. To Deck; W/38" Deck	7540329A		6630BR
Eng. To V.S.	7540280		6447BR
V.S. To Trans.	7540370		6439BR
13AM670G			
Eng. To Deck	7540371A		6402BR
Eng. To V.S.	7540280A		6447BR
V.S. To Trans.	7540370		6439BR
13AM672F			
Eng. To Deck	7540329A		6630BR
Eng. To V.S.	7540280		6447BR
V.S. To Trans.	7540370		6439BR
13AM672G; 13AM673G			
Eng. To Deck	7540371A		6402BR
Eng. To V.S.	7540280A		6447BR
V.S. To Trans.	7540370		6439BR
13AM675G			
Eng. To Deck	7540371A		6402BR
Eng. To V.S.	9540280A		6447BR
V.S. To Trans.	7540370		6439BR
13AM678G			
Eng. To V.S.	7540280A		6447BR
13AM679G			
Eng. To Deck	7540371A		6402BR
Eng. To V.S.	7540280		6447BR
V.S. To Trans.	7540370		6439BR
13AM690			
Deck; W/38" Deck	7540329A		6630BR
Deck; W/42" Deck	7540371A		6402BR
Deck; W/46" Deck	7540440		6477BR
P.T.O.; W/46" Deck	7540439		6406BR
Trans.	7540349		6637BR
13AM690G; 13AM693G; 13AM695G; 13AM698G			
Eng. To Deck	7540371A		6402BR
Trans.	7540441		6417BR
13AN475F			
V.S. To Trans.	7540281		6405BR
13AN607H			
Cross Deck	7540349		6637BR
Drive	7540468		6556BR
P.T.O.; W/Electric P.T.O.	7540474		6480BR
P.T.O.; W/Man. P.T.O.	7540486		6502BR
Variable Speed	7540467		6606BR
13AN659H			
Cross Deck	7540440		6477BR
13AN672F			
Eng. To Deck; W/38" Deck	7540329A		6630BR
13AN673G			
Eng. To V.S.	7540280A		6447BR
13AN675G			
Eng. To Deck	7540371A		6402BR
Eng. To V.S.	7540280A		6447BR
13AN678G			
Eng. To V.S.	7540280A		6447BR

Belts for Riding Mowers

Application	OEM No.	Standard Belts	Premium Belts	Application	OEM No.	Standard Belts	Premium Belts
MTD PRODUCTS, INC. - Continued				MTD PRODUCTS, INC. - Continued			
13AN679G				13AQ607H - Continued			
Eng. To Deck	7540371A		6402BR	P.T.O.; W/Electric P.T.O.	7540474		6480BR
Eng. To V.S.	7540280A		6447BR	P.T.O.; W/Man. P.T.O.	7540486		6502BR
13AN690G; 13AN693G				Variable Speed	7540467		6606BR
Trans.	7540441		6417BR	13AQ609G			
13AN693H				Drive	7540468		6556BR
Cross Deck	7540440		6477BR	P.T.O.; W/Electric P.T.O.	7540472		6812BR
Eng. To Deck	7540439		6406BR	P.T.O.; W/Man. P.T.O.	7540485		6575BR
Trans.	7540441		6417BR	Variable Speed	7540467		6606BR
13AN694G				13AQ665G			
Trans.	7540441		6417BR	Eng. To Deck	7540371A		6402BR
13AN695G				Eng. To V.S.	7540280		6447BR
Eng. To Deck	7540371A		6402BR	13AQ665H			
Trans.	7540441		6417BR	Cross Deck	7540440		6477BR
13AN695H				Eng. To Deck	7540439		6406BR
Eng. To Deck	7540439		6406BR	Eng. To V.S.	7540280		6447BR
Trans.	7540441		6417BR	V.S. To Trans.	7540370		6439BR
13AN697G				13AQ670G			
Eng. To Deck	7540371A		6402BR	Eng. To Deck	7540371A		6402BR
Trans.	7540441		6417BR	13AQ670H			
13AN698G				Cross Deck	7540440		6477BR
Deck	7540371A		6402BR	Eng. To Deck	7540439		6406BR
Trans.	7540441		6417BR	Eng. To V.S.	7540280		6447BR
13AN698H				V.S. To Trans.	7540370		6439BR
Cross Deck	7540440		6477BR	13AQ673G			
Eng. To Deck	7540439		6406BR	Eng. To Deck	7540371A		6402BR
Trans.	7540441		6417BR	Eng. To V.S.	7540280		6447BR
13AN699G				V.S. To Trans.	7540370		6439BR
Trans.	7540441		6417BR	13AQ675H			
13AO69AG				Cross Deck	7540440		6477BR
Cross Deck	7540440		6477BR	Eng. To Deck	7540439		6406BR
Deck	7540371A		6402BR	Eng. To V.S.	7540280		6447BR
Trans.	7540441		6417BR	V.S. To Trans.	7540370		6439BR
13AO619				13AQ695G			
Deck; W/38" Deck	7540329A		6630BR	Eng. To Deck	7540371A		6402BR
Deck; W/42" Deck	7540371A		6402BR	Trans.	7540441		6417BR
Deck; W/46" Deck	7540440		6477BR	13AQ695H; 13AQ698H; 13AQ699H			
P.T.O.; W/46" Deck	7540439		6406BR	Cross Deck	7540440		6477BR
Trans.	7540370		6439BR	Eng. To Deck	7540439		6406BR
13AO619G				Trans.	7540441		6417BR
Eng. To V.S.	7540280		6447BR	13AR608G			
13AO663F				Drive	7540468		6556BR
Eng. To Deck; W/38" Deck	7540329A		6630BR	P.T.O.; W/Electric P.T.O.	7540472		6812BR
Eng. To V.S.	7540280A		6447BR	Variable Speed	7540467		6606BR
13AO665G; 13AO670G				13AR698G			
Eng. To Deck	7540371A		6402BR	Eng. To Deck	7540371A		6402BR
Eng. To V.S.	7540280		6447BR	Trans.	7540441		6417BR
V.S. To Trans.	7540370		6439BR	13AS607H; 13AS608H			
13AO673H				Cross Deck	7540349		6637BR
Cross Deck	7540440		6477BR	Drive	7540468		6556BR
Eng. To Deck	7540439		6406BR	P.T.O.; W/Electric P.T.O.	7540474		6480BR
Eng. To V.S.	7540280		6447BR	P.T.O.; W/Man. P.T.O.	7540486		6502BR
V.S. To Trans.	7540370		6439BR	Variable Speed	7540467		6606BR
13AO675G				13AS670G			
Eng. To V.S.	7540280A		6447BR	Eng. To Deck	7540371A		6402BR
13AO675H				13AS673G			
Eng. To V.S.	7540280		6447BR	Eng. To Deck	7540371A		6402BR
13AO678H				Eng. To V.S.	7540280		6447BR
Cross Deck	7540440		6477BR	V.S. To Trans.	7540370		6439BR
Eng. To Deck	7540439		6406BR	13AS673H			
Eng. To V.S.	7540280		6447BR	Cross Deck	7540440		6477BR
V.S. To Trans.	7540370		6439BR	Eng. To Deck	7540439		6406BR
13AO695G; 13AO698G				13AS675G			
Eng. To Deck	7540371A		6402BR	Eng. To Deck	7540371A		6402BR
Trans.	7540441		6417BR	Eng. To V.S.	7540280		6447BR
13AO699G				V.S. To Trans.	7540370		6439BR
Trans.	7540441		6417BR	13AS675H			
13AQ607H				Cross Deck	7540440		6477BR
Cross Deck	7540349		6637BR	Eng. To Deck	7540439		6406BR
Drive	7540468		6556BR	Eng. To V.S.	7540280A		6447BR
13AQ609G				V.S. To Trans.	7540370		6439BR
Drive	7540468		6556BR				
P.T.O.; W/Electric P.T.O.	7540472		6812BR				
P.T.O.; W/Man. P.T.O.	7540485		6575BR				
Variable Speed	7540467		6606BR				

Lawn & Garden Equipment

Belts for Riding Mowers

Application	OEM No.	Standard Belts	Premium Belts
MTD PRODUCTS, INC. - Continued			
13AS679			
Deck; W/38" Deck	7540329A		6630BR
Deck; W/42" Deck	7540371A		6402BR
Deck; W/46" Deck	7540440		6477BR
P.T.O.; W/46" Deck	7540439		6406BR
Variable Speed	7540370		6439BR
13AS679G			
Eng. To Deck	7540371A		6402BR
Eng. To V.S.	7540280		6447BR
V.S. To Trans.	7540370		6439BR
13AS693H			
Cross Deck	7540440		6477BR
Eng. To Deck	7540439		6406BR
Trans.	7540441		6417BR
13AS695G			
Eng. To Deck	7540371A		6402BR
Trans.	7540441		6417BR
13AS695H			
Cross Deck	7540440		6477BR
Eng. To Deck	7540439		6406BR
Trans.	7540441		6417BR
13AS698G			
Trans.	7540441		6417BR
13AS699			
Trans.	7540349		6637BR
13AS699G			
Eng. To Deck	7540371A		6402BR
Trans.	7540441		6417BR
13AS699H			
Cross Deck	7540440		6477BR
Eng. To Deck	7540439		6406BR
Trans.	7540441		6417BR
13AT608H			
Cross Deck	7540349		6637BR
Drive	7540468		6556BR
P.T.O.; W/Electric P.T.O.	7540474		6480BR
Variable Speed	7540467		6606BR
13AT618G			
Cross Deck	7540349		6637BR
Drive	7540468		6556BR
P.T.O.; W/Electric P.T.O.	7540472		6812BR
P.T.O.; W/Man. P.T.O.	7540485		6575BR
Variable Speed	7540467		6606BR
13AT694G			
Eng. To Deck	7540371A		6402BR
Trans.	7540441		6417BR
13AT694H			
Trans.	7540441		6417BR
13AU604			
Deck; W/46" Deck	7540349		6637BR
Drive	7540468		6556BR
P.T.O.; W/Electric P.T.O.; W/42" Deck	7540472		6812BR
P.T.O.; W/Electric P.T.O.; W/46" Deck	7540474		6480BR
P.T.O.; W/Man. P.T.O.; W/42" Deck	7540485		6575BR
P.T.O.; W/Man. P.T.O.; W/46" Deck	7540486		6502BR
Variable Speed	7540467		6606BR
13AU604H			
Cross Deck	7540349		6637BR
Drive	7540468		6556BR
P.T.O.	7540476		6416BR
Variable Speed	7540467		6606BR
13AU607H			
Cross Deck	7540349		6637BR
Drive	7540468		6556BR
P.T.O.; W/Electric P.T.O.	7540474		6480BR
P.T.O.; W/Man. P.T.O.	7540486		6502BR
Variable Speed	7540467		6606BR
13AU608H			
Cross Deck	7540349		6637BR
Drive	7540468		6556BR
P.T.O.; W/Electric P.T.O.	7540474		6480BR
Variable Speed	7540467		6606BR

Application	OEM No.	Standard Belts	Premium Belts
MTD PRODUCTS, INC. - Continued			
13AU618H; 13AU624H			
Cross Deck	7540349		6637BR
P.T.O.; W/Electric P.T.O.	7540474		6480BR
13AU694H; 13AU695H			
Cross Deck	7540440		6477BR
Eng. To Deck	7540439		6406BR
Trans.	7540441		6417BR
13AV607H			
Cross Deck	7540349		6637BR
Drive	7540468		6556BR
P.T.O.; W/Electric P.T.O.	7540474		6480BR
Variable Speed	7540467		6606BR
13AV694G			
Eng. To Deck	7540371A		6402BR
Trans.	7540441		6417BR
13AX604G			
Cross Deck	7540349		6637BR
Drive	7540468		6556BR
P.T.O.	7540476		6416BR
Variable Speed	7540467		6606BR
13AX604H			
Cross Deck	7540349		6637BR
Drive	7540468		6556BR
P.T.O.; W/Electric P.T.O.	7540474		6480BR
P.T.O.; W/Man. P.T.O.	7540486		6502BR
Variable Speed	7540467		6606BR
13AX614			
Deck; W/38" Deck	7540329A		6630BR
Deck; W/42" Deck	7540371A		6402BR
Deck; W/46" Deck	7540440		6477BR
P.T.O.; W/46" Deck	7540439		6406BR
Trans.	7540370		6439BR
13AX614G; 13AX674G			
Eng. To Deck	7540371A		6402BR
Eng. To V.S.	7540280		6447BR
V.S. To Trans.	7540370		6439BR
13AX675G			
Eng. To V.S.	7540280A		6447BR
13AX693G			
Eng. To Deck	7540371A		6402BR
Trans.	7540441		6417BR
13AX694			
Deck; W/42" Deck	7540371A		6402BR
Deck; W/46" Deck	7540440		6477BR
P.T.O.; W/46" Deck	7540439		6406BR
13AX694G			
Eng. To Deck	7540371A		6402BR
Trans.	7540441		6417BR
13AY609H			
Cross Deck	7540349		6637BR
Drive	7540468		6556BR
P.T.O.; W/Electric P.T.O.	7540474		6480BR
Variable Speed	7540467		6606BR
13AZ604H			
Cross Deck	7540349		6637BR
Drive	7540468		6556BR
P.T.O.	7540476		6416BR
Variable Speed	7540467		6606BR
13B-325			
Deck	7540754		6576BR
Variable Speed	7540453		6617BR
13B-609			
Deck; W/46" Deck	7540349		6637BR
Drive	7540468		6556BR
P.T.O.; W/Electric P.T.O.; W/42" Deck	7540472		6812BR
P.T.O.; W/Electric P.T.O.; W/46" Deck	7540474		6480BR
P.T.O.; W/Man. P.T.O.; W/42" Deck	7540485		6575BR
P.T.O.; W/Man. P.T.O.; W/46" Deck	7540486		6502BR
Variable Speed	7540467		6606BR
13BD604G			
Drive	7540468		6556BR
Variable Speed	7540467		6606BR

Belts for Riding Mowers

Application	OEM No.	Standard Belts	Premium Belts	Application	OEM No.	Standard Belts	Premium Belts
MTD PRODUCTS, INC. - Continued				MTD PRODUCTS, INC. - Continued			
13BD609				13BX614 - Continued			
Deck; W/46" Deck	7540349		6637BR	Deck; W/46" Deck	7540440		6477BR
Drive	7540468		6556BR	P.T.O.; W/46" Deck	7540439		6406BR
P.T.O.; W/Electric P.T.O.; W/42" Deck	7540472		6812BR	Trans.	7540370		6439BR
P.T.O.; W/Electric P.T.O.; W/46" Deck	7540474		6480BR	13BX614G			
P.T.O.; W/Man. P.T.O.; W/42" Deck	7540485		6575BR	Eng. To Deck	7540371		6402BR
P.T.O.; W/Man. P.T.O.; W/46" Deck	7540486		6502BR	13BX694G			
Variable Speed	7540467		6606BR	Deck	7540371A		6402BR
13BD609G				Trans.	7540441		6417BR
Drive	7540468		6556BR	13BZ609			
P.T.O.; W/Electric P.T.O.	7540472		6812BR	Deck; W/46" Deck	7540349		6637BR
P.T.O.; W/Man. P.T.O.	7540485		6575BR	Drive	7540468		6556BR
Variable Speed	7540467		6606BR	P.T.O.; W/Electric P.T.O.; W/42" Deck	7540472		6812BR
13BG698H				P.T.O.; W/Electric P.T.O.; W/46" Deck	7540474		6480BR
Cross Deck	7540440		6477BR	P.T.O.; W/Man. P.T.O.; W/42" Deck	7540485		6575BR
Eng. To Deck	7540439		6406BR	P.T.O.; W/Man. P.T.O.; W/46" Deck	7540486		6502BR
Trans.	7540441		6417BR	Variable Speed	7540467		6606BR
13BH660F; 13BH670F				13BZ609H			
Eng. To Deck; W/38" Deck	7540329A		6630BR	Cross Deck	7540349		6637BR
Eng. To V.S.	7540280A		6447BR	Drive	7540468		6556BR
13BJ695H				P.T.O.; W/Electric P.T.O.	7540474		6480BR
Cross Deck	7540440		6477BR	P.T.O.; W/Man. P.T.O.	7540486		6502BR
Eng. To Deck	7540439		6406BR	Variable Speed	7540467		6606BR
Trans.	7540441		6417BR	13CD609G			
13BK608G				Drive	7540468		6556BR
Drive	7540468		6556BR	P.T.O.; W/Electric P.T.O.	7540472		6812BR
P.T.O.; W/Electric P.T.O.	7540472		6812BR	Variable Speed	7540467		6606BR
Variable Speed	7540467		6606BR	13CH660F			
13BK695H				Eng. To Deck; W/38" Deck	7540329A		6630BR
Cross Deck	7540440		6477BR	Eng. To V.S.	7540280A		6447BR
Eng. To Deck	7540439		6406BR	14-360			
Trans.	7540441		6417BR	Blade	7540935	2310	6831
13BM675G				Trans.	7540936	2470	6847
Eng. To V.S.	7540280A		6447BR	14-410			
13BM698G				Blade	7540138	3500	6950
Trans.	7540441		6417BR	14-420; 14-430			
13BN673G				Blade	7540127		6966
Eng. To V.S.	7540280A		6447BR	Trans.; W/25" Belt O.C.	7540135		6925
13BN695G				Trans.; W/31" Belt O.C.	7540136		6931
Trans.	7540441		6417BR	14-460; 14-470			
13BQ670G				Blade	7540118		6963
Eng. To V.S.	7540280A		6447BR	Gen.	7540134		7330
13BQ695H				Trans.	7540937	3590	6959
Cross Deck	7540440		6477BR	14A9843H			
Eng. To Deck	7540439		6406BR	Cross Deck	7540349		6637BR
Trans.	7540441		6417BR	Drive	7540446		6605BR
13BR609G				Eng. To V.S.	7540280		6447BR
Drive	7540468		6556BR	14A-82A; 14A-84A; 14A-820; 14A-823; 14A-824;			
P.T.O.; W/Electric P.T.O.	7540472		6812BR	14A-825; 14A-829			
P.T.O.; W/Man. P.T.O.	7540485		6575BR	Deck; W/46" Deck	7540349		6637BR
Variable Speed	7540467		6606BR	Deck; W/50" Deck	7540291A		6641BR
13BR698G				P.T.O.; W/46" Deck	7540350		6464BR
Trans.	7540441		6417BR	P.T.O.; W/50" Deck	7540364		6482BR
13BS693H				Trans.	7540446		6605BR
Cross Deck	7540440		6477BR	14A-833; 14A-834; 14A-835; 14A-839			
Eng. To Deck	7540439		6406BR	Deck; W/46" Deck	7540349		6637BR
Trans.	7540441		6417BR	Deck; W/50" Deck	7540291A		6641BR
13BU609H				Eng.	7540461		6519BR
Cross Deck	7540349		6637BR	P.T.O.; W/46" Deck	7540350		6464BR
Drive	7540468		6556BR	P.T.O.; W/50" Deck	7540364		6482BR
P.T.O.; W/Electric P.T.O.	7540474		6480BR	14A-840; 14A-843; 14A-844; 14A-845; 14A-849			
P.T.O.; W/Man. P.T.O.	7540486		6502BR	Deck; W/46" Deck	7540349		6637BR
Variable Speed	7540467		6606BR	Deck; W/50" Deck	7540291A		6641BR
13BX609G				P.T.O.; W/46" Deck	7540350		6464BR
Drive	7540468		6556BR	P.T.O.; W/50" Deck	7540364		6482BR
P.T.O.; W/Electric P.T.O.	7540472		6812BR	Trans.	7540446		6605BR
P.T.O.; W/Man. P.T.O.	7540485		6575BR	14AI825H			
Variable Speed	7540467		6606BR	Cross Deck	7540349		6637BR
13BX614				Drive	7540446		6605BR
Deck; W/38" Deck	7540329A		6630BR	14AI825P			
Deck; W/42" Deck	7540371A		6402BR	Cross Deck	7540291A		6641BR
				Eng. To Deck	7540364		6482BR

Lawn & Garden Equipment

Belts for Riding Mowers

Application	OEM No.	Standard Belts	Premium Belts
MTD PRODUCTS, INC. - Continued			
14AI825P - Continued			
Eng. To V.S.	7540280		6447BR
V.S. To Trans.	7540446		6605BR
14AI828H			
Cross Deck	7540349		6637BR
Drive	7540446		6605BR
14AI835P			
Cross Deck	7540291A		6641BR
Drive	7540461		6519BR
Eng. To Deck	7540364		6482BR
14AI839H			
Cross Deck	7540349		6637BR
Drive	7540461		6519BR
14AI845H; 14AI849H; 14AJ84AH; 14AJ825H			
Cross Deck	7540349		6637BR
Drive	7540446		6605BR
14AJ825P			
Cross Deck	7540291A		6641BR
Eng. To Deck	7540364		6482BR
Eng. To V.S.	7540280		6447BR
V.S. To Trans.	7540446		6605BR
14AJ835P; 14AJ839P			
Cross Deck	7540291A		6641BR
Drive	7540461		6519BR
Eng. To Deck	7540364		6482BR
14AJ844H			
Cross Deck	7540349		6637BR
Drive	7540446		6605BR
Eng. To V.S.	7540280		6447BR
14AJ845H; 14AJ848H; 14AJ849H			
Cross Deck	7540349		6637BR
Drive	7540446		6605BR
14AJ849P			
Cross Deck	7540291A		6641BR
Eng. To Deck	7540364		6482BR
Eng. To V.S.	7540280		6447BR
V.S. To Trans.	7540446		6605BR
14AK825H			
Cross Deck	7540349		6637BR
Drive	7540446		6605BR
Eng. To V.S.	7540280		6447BR
14AP849P			
Cross Deck	7540291A		6641BR
Eng. To Deck	7540364		6482BR
Eng. To V.S.	7540280		6447BR
V.S. To Trans.	7540446		6605BR
14AQ825H			
Cross Deck	7540349		6637BR
Drive	7540446		6605BR
Eng. To V.S.	7540280		6447BR
14AR807P			
Cross Deck	7540291A		6641BR
Eng. To V.S.	7540467		6606BR
P.T.O.; W/Electric P.T.O.	7540475		6805BR
V.S. To Trans.	7540468		6556BR
14AS82AH; 14AS83AH			
Cross Deck	7540349		6637BR
Drive	7540461		6519BR
14AS84AH; 14AS820H; 14AS825H			
Cross Deck	7540349		6637BR
Drive	7540446		6605BR
Eng. To V.S.	7540280		6447BR
14AS833H			
Cross Deck	7540349		6637BR
Drive	7540461		6519BR
14AS840H			
Cross Deck	7540349		6637BR
Eng. To Deck	7540350		6464BR
Eng. To V.S.	7540280		6447BR
V.S. To Trans.	7540446		6605BR

Application	OEM No.	Standard Belts	Premium Belts
MTD PRODUCTS, INC. - Continued			
14AS843H; 14AS845H			
Cross Deck	7540349		6637BR
Drive	7540446		6605BR
Eng. To V.S.	7540280		6447BR
14AS848H			
Cross Deck	7540349		6637BR
Drive	7540446		6605BR
14AS849H			
Cross Deck	7540349		6637BR
Drive	7540446		6605BR
Eng. To V.S.	7540280		6447BR
14AU804			
Deck; W/46" Deck	7540474		6480BR
Deck; W/50" Deck	7540291A		6641BR
Drive	7540468		6556BR
P.T.O.; W/46" Deck	7540476		6416BR
P.T.O.; W/50" Deck	7540475		6805BR
Variable Speed	7540467		6606BR
14AU804H			
Cross Deck	7540349		6637BR
Drive	7540468		6556BR
P.T.O.	7540476		6416BR
Variable Speed	7540467		6606BR
14AU807P			
Cross Deck	7540291A		6641BR
Eng. To V.S.	7540467		6606BR
P.T.O.	7540475		6805BR
V.S. To Trans.	7540468		6556BR
14AU844			
Deck	7540349		6637BR
P.T.O.	7540350		6464BR
Trans.	7540446		6605BR
Variable Speed	7540280A		6447BR
14AU844H; 14AU845H			
Cross Deck	7540349		6637BR
Drive	7540446		6605BR
14AV804P			
Cross Deck	7540291A		6641BR
Eng. To V.S.	7540467		6606BR
P.T.O.	7540475		6805BR
V.S. To Trans.	7540468		6556BR
14AV807			
Deck; W/46" Deck	7540474		6480BR
Deck; W/50" Deck	7540291A		6641BR
Drive	7540468		6556BR
P.T.O.; W/46" Deck	7540476		6416BR
P.T.O.; W/50" Deck	7540475		6805BR
Variable Speed	7540467		6606BR
14AV807P			
Drive	7540468		6556BR
P.T.O.	7540476		6416BR
Variable Speed	7540467		6606BR
14AV808			
Deck; W/46" Deck	7540474		6480BR
Deck; W/50" Deck	7540291A		6641BR
Drive	7540468		6556BR
P.T.O.; W/46" Deck	7540476		6416BR
P.T.O.; W/50" Deck	7540475		6805BR
Variable Speed	7540467		6606BR
14AV808P			
Cross Deck	7540291A		6641BR
Eng. To V.S.	7540467		6606BR
P.T.O.	7540475		6805BR
V.S. To Trans.	7540468		6556BR
14AV809H			
Cross Deck	7540349		6637BR
P.T.O.	7540476		6416BR
14AV809P			
Drive	7540468		6556BR
Variable Speed	7540467		6606BR
14AV818P			
Cross Deck	7540291A		6641BR

Belts for Riding Mowers

Application	OEM No.	Standard Belts	Premium Belts	Application	OEM No.	Standard Belts	Premium Belts		
MTD PRODUCTS, INC. - Continued				MTD PRODUCTS, INC. - Continued					
14AV818P - Continued				14BI839 - Continued					
Drive	7540349		6637BR	P.T.O.; W/46" Deck	7540350		6464BR		
P.T.O.; W/Electric P.T.O.	7540475		6805BR	P.T.O.; W/50" Deck	7540364		6482BR		
14AV834P				14BS833H					
Cross Deck	7540291A		6641BR	Cross Deck	7540349		6637BR		
Eng. To Deck	7540364		6482BR	Drive	7540461		6519BR		
P.T.O.	7540461		6519BR	14BS843H					
14AV844P				Cross Deck				7540349	6637BR
Cross Deck	7540291A		6641BR	Drive	7540446		6605BR		
Eng. To Deck	7540364		6482BR	14BS845H					
Eng. To V.S.	7540280		6447BR	Cross Deck	7540349		6637BR		
V.S. To Trans.	7540446		6605BR	14BV809					
14AW804H				Deck; W/46" Deck				7540474	6480BR
Cross Deck	7540349		6637BR	Deck; W/50" Deck	7540291A		6641BR		
Drive	7540468		6556BR	Drive	7540468		6556BR		
P.T.O.	7540476		6416BR	P.T.O.; W/46" Deck	7540476		6416BR		
Variable Speed	7540467		6606BR	P.T.O.; W/50" Deck	7540475		6805BR		
14AW804P				Variable Speed				7540467	6606BR
Cross Deck	7540291A		6641BR	14BV809H					
Eng. To V.S.	7540467		6606BR	Cross Deck	7540291A		6641BR		
P.T.O.	7540476		6416BR	P.T.O.	7540476		6416BR		
V.S. To Trans.	7540468		6556BR	14BY833					
14AW809H				Deck; W/46" Deck				7540349	6637BR
Drive	7540468		6556BR	Deck; W/50" Deck	7540291A		6641BR		
P.T.O.	7540476		6416BR	Drive	7540461		6519BR		
Variable Speed	7540467		6606BR	P.T.O.; W/46" Deck	7540350		6464BR		
14AW834H				P.T.O.; W/50" Deck				7540364	6482BR
Cross Deck	7540349		6637BR	14BY833P					
Drive	7540461		6519BR	Cross Deck	7540291A		6641BR		
14AW844H				Eng. To Deck				7540364	6482BR
Cross Deck	7540349		6637BR	P.T.O.	7540461		6519BR		
Eng. To V.S.	7540280		6447BR	14BZ809H					
14AY809				Drive				7540468	6556BR
Deck; W/46" Deck	7540474		6480BR	Variable Speed	7540467		6606BR		
Deck; W/50" Deck	7540291A		6641BR	21-4619; 21-4852					
Drive	7540468		6556BR	Blade	7540935	2310	6831		
P.T.O.; W/46" Deck	7540476		6416BR	Trans.	7540936	2470	6847		
P.T.O.; W/50" Deck	7540475		6805BR	21-4853; 21-6209					
Variable Speed	7540467		6606BR	Blade	7540118		6963		
14AY809P				Gen.				7540134	7330
Cross Deck	7540291A		6641BR	Trans.	7540937	3590	6959		
Eng. To V.S.	7540467		6606BR	21-6213					
P.T.O.	7540475		6805BR	Blade	7540138	3500	6950		
V.S. To Trans.	7540468		6556BR	21-6214					
14AY833P; 14AY834P				Blade				7540127	6966
Cross Deck	7540291A		6641BR	Trans.; W/25" Belt O.C.	7540135		6925		
Drive	7540461		6519BR	Trans.; W/31" Belt O.C.	7540136		6931		
Eng. To Deck	7540364		6482BR	21-6215					
14AY844P				Blade				7540118	6963
Cross Deck	7540291A		6641BR	Gen.	7540134		7330		
Eng. To Deck	7540364		6482BR	Trans.	7540937	3590	6959		
Eng. To V.S.	7540280		6447BR	21A6204					
V.S. To Trans.	7540446		6605BR	Blade	7540935	2310	6831		
14AZ804P				Trans.				7540111	2450
Cross Deck	7540291A		6641BR	21A6205					
Drive	7540468		6556BR	Blade	7540935	2310	6831		
P.T.O.	7540476		6416BR	Trans.	7540936	2470	6847		
Variable Speed	7540467		6606BR	21A6208					
14AZ809				Blade				7540935	2310
Deck; W/46" Deck	7540474		6480BR	Trans.	7540111	2450	6845		
Deck; W/50" Deck	7540291A		6641BR	21A6209					
Drive	7540468		6556BR	Blade	7540118		6963		
P.T.O.; W/46" Deck	7540476		6416BR	Trans.	7540937	3590	6959		
P.T.O.; W/50" Deck	7540475		6805BR	21A6211					
Variable Speed	7540467		6606BR	Blade	7540127		6966		
14B9843H				Trans.				7540128	6935
Cross Deck	7540349		6637BR	114-760					
Drive	7540446		6605BR	Starter/Gen.	7540134		7330		
14BI839				Trans.				7540182	3810
Deck; W/46" Deck	7540349		6637BR	14B9843H					
Deck; W/50" Deck	7540291A		6641BR	Cross Deck	7540349		6637BR		
Eng.	7540461		6519BR	Drive	7540446		6605BR		

Belts for Riding Mowers

Application	OEM No.	Standard Belts	Premium Belts	Application	OEM No.	Standard Belts	Premium Belts
MTD PRODUCTS, INC. - Continued				MTD PRODUCTS, INC. - Continued			
115-460				130-496A; 130-497; 130-497A; 130-498A - Continued			
Blade	7540151		6967	Trans.	7540226		6551BR
Drive; W/31" Belt O.C.	7540136		6931	130-525A; 130-526; 130-526A			
Drive; W/50" Belt O.C.	7540138	3500	6950	Blade	7540195		6854
130-178A				Trans.	7540198		6451BR
Eng. To J.S.	7540245		6859	130-600			
J.S. To Trans.	7540154		6837	Eng. To Deck	7540371		6402BR
130-312D				130-640F; 130-642F; 130-643F			
Eng. To Deck	7540350		6464BR	Eng. To Deck; W/38" Deck	7540329		6630BR
130-340; 130-360; 130-360A; 130-365				130-650F			
Blade	7540107		6830	Eng. To Deck	7540329		6630BR
Trans.	7540936		6847	Eng. To V.S.	7540280		6447BR
130-380A				V.S. To Trans.	7540370		6439BR
Blade	7540138	3500	6950	130-650G			
Trans.	7540198		6451BR	Eng. To Deck	7540371		6402BR
130-390				130-652F; 130-653F; 130-654F; 130-658F			
Blade	7540107		6830	Eng. To Deck; W/38" Deck	7540329		6630BR
Trans.	7540111	2450	6845	130-658G			
130-390A; 130-395A				Eng. To Deck; W/69 3/4" Belt O.C.	7540329		6630BR
Blade	7540167		6964	Eng. To Deck; W/74 3/4" Belt O.C.	7540371		6402BR
Trans.	7540198		6451BR	130-659F			
130-400A				Eng. To Deck; W/38" Deck	7540329		6630BR
Blade	7540188		6951	130-659G			
Trans.	7540101		6517BR	Eng. To Deck; W/69 3/4" Belt O.C.	7540329		6630BR
130-402; 130-402A				Eng. To Deck; W/74 3/4" Belt O.C.	7540371		6402BR
Blade	7540188		6951	130-670G			
Drive; W/24" Belt O.C.	7540187	3240	6924	Eng. To Deck	7540371		6402BR
Drive; W/31" Belt O.C.	7540136		6931	130-673G			
130-410				Eng. To Deck	7540371A		6402BR
Blade	7540138	3500	6950	130-678G; 130-679G; 130-684G; 130-689G			
130-415				Eng. To Deck	7540371		6402BR
Blade	7540147	3520	6952	130-704			
Trans.; W/25" Belt O.C.	7540135		6925	Eng. To Deck; W/38" Deck	7540329		6630BR
Trans.; W/31" Belt O.C.	7540136		6931	130-720A			
130-420; 130-430				Belt	7540250		6853
Blade	7540127		6966	Drive	7540255		6839
Trans.; W/25" Belt O.C.	7540135		6925	Traction	7540248		6431BR
Trans.; W/31" Belt O.C.	7540136		6931	Trans.	7540245		6859
130-432; 130-433; 130-434; 130-435; 130-436;				130-720H			
130-437; 130-438; 130-439; 130-440; 130-441				Eng. To Deck	7540350		6464BR
Eng. To Deck; W/38" Deck	7540329		6630BR	130-734G			
130-442; 130-443; 130-444; 130-445; 130-446;				Eng. To Deck	7540371		6402BR
130-447; 130-448; 130-449; 130-450; 130-451				130-760			
Eng. To Deck; W/38" Deck	7540329		6630BR	Blade; W/53" Belt O.C.	7540250	2530	6853
130-452; 130-453; 130-454; 130-455; 130-456;				Blade; W/56" Belt O.C.	7540230		6755BR
130-457				J.S.	7540245		6859
Eng. To Deck; W/38" Deck	7540329		6630BR	Trans.	7540255		6837
130-460				130-760A			
Blade	7540118		6963	Belt	7540250		6853
Trans.	7540937	3590	6959	Drive	7540255		6839
130-465; 130-466				Eng. To J.S.	7540245		6859
Blade	7540151		6967	J.S. To Trans.	7540154		6837
Drive; W/31" Belt O.C.	7540136		6931	Traction	7540248		6431BR
Drive; W/50" Belt O.C.	7540138	3500	6950	Trans.	7540245		6859
130-470; 130-475				130-780			
Blade	7540118		6963	Drive	7540245		6859
Trans.	7540937	3590	6959	130-780A			
130-480				Deck	7540246		6354
Blade	7540145		6488BR	Drive	7540154		6837
Trans.; W/31" Belt O.C.	7540136		6931	J.S.	7540245		6859
Trans.; W/52" Belt O.C.	7540147	3520	6952	130-781A			
130-485A				Deck	7540230		6755BR
Blade	7540151		6967	130-784G			
Trans.	7540191		6865	Eng. To Deck	7540371		6402BR
130-490				130-793; 130-795; 130-796			
Blade	7540145		6488BR	Blade	7540264		6639BR
Trans.; W/31" Belt O.C.	7540136		6931	130-796A			
Trans.; W/52" Belt O.C.	7540147	3520	6952	Blade	7540198		6451BR
130-496A; 130-497; 130-497A; 130-498A							
Blade	7540145		6488BR				

Belts for Riding Mowers

Application	OEM No.	Standard Belts	Premium Belts	Application	OEM No.	Standard Belts	Premium Belts
MTD PRODUCTS, INC. - Continued				MTD PRODUCTS, INC. - Continued			
130-796A - Continued				131-446; 131-447; 131-448; 131-449; 131-450;			
Trans.	7540207		6842	131-451; 131-452; 131-452F; 131-453; 131-454			
130-800; 130-800H; 130-801; 130-802				Eng. To Deck; W/38" Deck	7540329		6630BR
Cross Deck	7540349		6637BR	131-455; 131-456; 131-457			
Transaxle	7540248		6431BR	Eng. To Deck; W/38" Deck	7540329		6630BR
130-802H				131-460; 131-465; 131-470; 131-475			
Transaxle	7540248		6431BR	Blade	7540118		6963
130-803; 130-803H; 130-804				Trans.	7540937	3590	6959
Cross Deck	7540349		6637BR	131-480; 131-485			
Transaxle	7540248		6431BR	Blade	7540145		6488BR
130-805				Eng.	7540147	3520	6952
Cross Deck	7540349		6637BR	Trans.; W/31" Belt O.C.	7540136		6931
Eng. To Deck; W/38" Deck	7540329		6630BR	Trans.; W/52" Belt O.C.	7540147	3520	6952
Transaxle	7540248		6431BR	131-485A			
130-806; 130-807; 130-808; 130-808H; 130-809;				Blade	7540151		6967
130-809H				Trans.	7540191		6865
Cross Deck	7540349		6637BR	131-490; 131-495			
Transaxle	7540248		6431BR	Blade	7540145		6488BR
130-824H				Eng.	7540147	3520	6952
Cross Deck	7540349		6637BR	Trans.; W/31" Belt O.C.	7540136		6931
131-132				Trans.; W/52" Belt O.C.	7540147	3520	6952
Eng. To Deck; W/38" Deck	7540329		6630BR	131-497A; 131-498A			
131-340; 131-360; 131-365				Blade	7540145		6488BR
Blade	7540107		6830	Trans.	7540226		6551BR
Trans.	7540936		6847	131-526A			
131-380A				Blade	7540195		6854
Blade	7540138	3500	6950	Trans.	7540198		6451BR
Trans.	7540198		6451BR	131-640F; 131-650F; 131-652F; 131-658F; 131-659F; 131-660F; 131-663F; 131-704F			
131-390				Eng. To Deck; W/38" Deck	7540329A		6630BR
Blade	7540107		6830	131-730A			
Trans.	7540111	2450	6845	Blade	7540250		6853
131-390A				Intermediate Drive	7540251		6809BR
Blade	7540167		6964	Trans.	7540248		6431BR
Trans.	7540198		6451BR	131-754F			
131-402A				Eng. To Deck; W/38" Deck	7540329A		6630BR
Blade	7540188		6951	131-763A			
Drive; W/24" Belt O.C.	7540187	3240	6924	J.S.	7540245		6859
Drive; W/31" Belt O.C.	7540136		6931	Transaxle	7540154		6837
131-410				131-764A			
Blade	7540138	3500	6950	Blade	7540230		6755BR
131-410A				J.S.	7540245		6859
Blade	7540251		6809BR	Transaxle	7540154		6837
Eng. To Vari-Speed	7540187	3240	6924	131-796A			
Vari-Speed To Trans.	7540136		6931	Blade	7540244		6840
131-412				Trans.	7540207		6842
Blade	7540138	3500	6950	131-800			
131-412A				Eng. To V.S.	7540358		6419BR
Blade	7540251		6809BR	131-800H			
Eng. To Vari-Speed	7540187	3240	6924	Cross Deck	7540349		6637BR
Vari-Speed To Trans.	7540136		6931	Eng. To V.S.	7540358		6419BR
131-415; 131-418				131-801			
Blade	7540147	3520	6952	Eng. To V.S.	7540358		6419BR
Trans.; W/25" Belt O.C.	7540135		6925	131-801H			
Trans.; W/31" Belt O.C.	7540136		6931	Cross Deck	7540349		6637BR
131-420; 131-425; 131-430				Eng. To V.S.	7540358		6419BR
Blade	7540127		6966	131-804			
Trans.; W/25" Belt O.C.	7540135		6925	Eng. To V.S.	7540358		6419BR
Trans.; W/31" Belt O.C.	7540136		6931	131-804H			
131-432F; 131-433; 131-434				Cross Deck	7540349		6637BR
Eng. To Deck; W/38" Deck	7540329		6630BR	Eng. To V.S.	7540358		6419BR
131-435				131-805			
Blade	7540127		6966	Eng. To Deck; W/38" Deck	7540329A		6630BR
Eng. To Deck	7540329		6630BR	Eng. To V.S.	7540358		6419BR
Trans.; W/25" Belt O.C.	7540135		6925	131-805H			
Trans.; W/31" Belt O.C.	7540136		6931	Cross Deck	7540349		6637BR
131-436; 131-437; 131-438; 131-439; 131-440;				Eng. To V.S.	7540358		6419BR
131-441; 131-442; 131-443; 131-444; 131-445				131-806			
Eng. To Deck; W/38" Deck	7540329		6630BR	Eng. To V.S.	7540358		6419BR

Lawn & Garden Equipment

Belts for Riding Mowers

Application	OEM No.	Standard Belts	Premium Belts
MTD PRODUCTS, INC. - Continued			
131-806H			
Cross Deck	7540349		6637BR
Eng. To V.S.	7540358		6419BR
131-807			
Eng. To V.S.	7540358		6419BR
131-807H			
Cross Deck	7540349		6637BR
Eng. To V.S.	7540358		6419BR
131-808			
Eng. To V.S.	7540358		6419BR
131-808H			
Cross Deck	7540349		6637BR
Eng. To V.S.	7540358		6419BR
131-809			
Eng. To V.S.	7540358		6419BR
131-809H			
Cross Deck	7540349		6637BR
Eng. To V.S.	7540358		6419BR
131-824H			
Cross Deck	7540349		6637BR
132-050			
Deck	7540246	6354	
Trans.	7540248	6431BR	
132-312D			
Deck	7540151	6967	
Eng.	7540280	6447BR	
Trans.	7540281	6405BR	
132-322D			
V.S. To Trans.	7540281		6405BR
132-332D			
Deck	7540151	6967	
Eng.	7540280	6447BR	
Trans.	7540281	6405BR	
132-360; 132-360A; 132-365			
Blade	7540107	6830	
Trans.	7540936	6847	
132-380; 132-385			
Blade; W/25" Deck	7540138	3500	6950
Blade; W/30" Deck	7540167		6964
Trans.; W/25" Deck	7540164	2630	6863
Trans.; W/30" Deck	7540198		6451BR
132-390			
Blade	7540198		6451BR
Trans.	7540164	2630	6863
132-395			
Blade	7540167		6964
Trans.	7540164	2630	6863
132-395A			
Blade	7540167		6964
Trans.	7540198		6451BR
132-400A			
Blade	7540101		6517BR
Trans.	7540188	3510	
132-402; 132-402A			
Blade	7540188		6951
Drive; W/24" Belt O.C.	7540187	3240	6924
Drive; W/31" Belt O.C.	7540136		6931
132-410; 132-412			
Blade	7540138	3500	6950
132-412A			
Blade; W/24" Belt O.C.	7540187	3240	
Blade; W/31" Belt O.C.	7540136	3310	
Trans.	7540251		6809BR
132-415; 132-418			
Blade	7540147	3520	6952
Trans.; W/25" Belt O.C.	7540135		6925
Trans.; W/31" Belt O.C.	7540136		6931
132-425			
Blade	7540127		6966
Trans.; W/25" Belt O.C.	7540135		6925

Application	OEM No.	Standard Belts	Premium Belts
MTD PRODUCTS, INC. - Continued			
132-425 - Continued			
Trans.; W/31" Belt O.C.	7540136		6931
132-431E			
Eng. To Deck; W/38" Deck	7540329A		6630BR
V.S. To Trans.	7540281		6405BR
132-435			
Blade	7540127		6966
Trans.; W/25" Belt O.C.	7540135		6925
Trans.; W/31" Belt O.C.	7540136		6931
132-440F			
V.S. To Trans.	7540281		6405BR
132-440R			
Eng. To Deck; W/38" Deck	7540329A		6630BR
132-441F			
Eng. To Deck; W/38" Deck	7540329A		6630BR
V.S. To Trans.	7540281		6405BR
132-450F; 132-451F			
Deck	7540329A		6630BR
Eng.	7540280		6447BR
Trans.	7540281		6405BR
132-452F			
Eng. To Deck; W/38" Deck	7540329A		6630BR
V.S. To Trans.	7540281		6405BR
132-460			
Blade	7540166	3620	6962
Trans.	7540118		6963
132-465; 132-465A			
Blade	7540151		6967
Drive; W/31" Belt O.C.	7540136		6931
Drive; W/50" Belt O.C.	7540138	3500	6950
132-470			
Blade	7540166	3620	6962
Trans.	7540118		6963
132-475			
Blade	7540127		6966
Trans.	7540166		6962
132-480; 132-485			
Blade	7540151		6967
Drive; W/31" Belt O.C.	7540136		6931
Drive; W/50" Belt O.C.	7540138	3500	6950
132-490; 132-495			
Blade	7540145		6488BR
Trans.; W/31" Belt O.C.	7540136		6931
Trans.; W/50" Belt O.C.	7540138	3500	6950
132-497; 132-497A; 132-498; 132-498A			
Blade	7540145		6488BR
Trans.; W/62" Belt O.C.	7540228		6962
Trans.; W/82" Belt O.C.	7540226		6551BR
132-510			
Deck; W/Rear Discharge	7540264		6639BR
Eng.	7540241		6494BR
Trans.	7540240		6511BR
132-510B			
Deck; W/Side Discharge	7540264		6639BR
Eng.	7540241		6494BR
Trans.	7540240		6511BR
132-511			
Deck	7540264		6639BR
Eng.	7540241		6494BR
Trans.	7540240		6511BR
132-520			
Deck; W/Rear Discharge	7540264		6639BR
Eng.	7540241		6494BR
Trans.	7540240		6511BR
132-520B			
Deck; W/Side Discharge	7540264		6639BR
Eng.	7540241		6494BR
Trans.	7540240		6511BR
132-521			
Deck	7540264		6639BR

Belts for Riding Mowers

Application	OEM No.	Standard Belts	Premium Belts	Application	OEM No.	Standard Belts	Premium Belts
MTD PRODUCTS, INC. - Continued				MTD PRODUCTS, INC. - Continued			
132-521 - Continued				132-663G; 132-666G - Continued			
Eng.	7540241		6494BR	Eng.	7540280		6447BR
Trans.	7540240		6511BR	Trans.	7540370		6439BR
132-525; 132-525A				132-667F			
Blade	7540195		6854	Eng.	7540280		6447BR
Trans.	7540198		6451BR	Trans.	7540370		6439BR
132-530				132-667G; 132-668G; 132-669G; 132-670G; 132-673G; 132-677G; 132-678G; 132-679G; 132-689G; 132-690G			
Deck; W/Rear Discharge	7540264		6639BR	Deck	7540371A		6402BR
Eng.	7540241		6494BR	Eng.	7540280		6447BR
Trans.	7540240		6511BR	Trans.	7540370		6439BR
132-531				132-698			
Deck	7540264		6639BR	Blade; W/67" Belt O.C.	7540151		6967
Eng.	7540241		6494BR	Blade; W/69" Belt O.C.	7540145		6488BR
Trans.	7540240		6511BR	Trans.	7540266		6775BR
132-550				132-700; 132-719			
Deck; W/Rear Discharge	7540264		6639BR	Deck; W/38" Deck	7540329A		6630BR
Eng.	7540241		6494BR	Deck; W/42" Deck	7540371A		6402BR
Trans.	7540240		6511BR	Trans.	7540372		6881
132-551				132-720G; 132-726G; 132-729G			
Deck	7540264		6639BR	Deck	7540371A		6402BR
Eng.	7540241		6494BR	Drive	7540372		6881
Trans.	7540240		6511BR	132-730; 132-739; 132-740			
132-620				Deck; W/38" Deck	7540329A		6630BR
Blade; W/67" Belt O.C.	7540151		6967	Deck; W/42" Deck	7540371A		6402BR
Blade; W/69" Belt O.C.	7540145		6488BR	Drive	7540372		6881
Trans.	7540266		6775BR	132-740G			
132-621				Deck	7540371A		6402BR
Blade	7540151		6967	Drive	7540372		6881
Drive; W/31" Belt O.C.	7540136		6931	132-750; 132-760			
Drive; W/50" Belt O.C.	7540138	3500	6950	Deck; W/38" Deck	7540329A		6630BR
132-640F; 132-642F; 132-650F				Deck; W/42" Deck	7540371A		6402BR
Deck	7540329A		6630BR	Eng. To V.S.	7540280		6447BR
Eng.	7540280		6477BR	V.S. To Trans.	7540370		6439BR
Trans.	7540370		6439BR	132-764; 132-784			
132-650G				Blade; W/56" Belt O.C.	7540230		6755BR
Deck	7540371A		6402BR	Blade; W/59" Belt O.C.	7540245		6859
Eng.	7540280		6447BR	Deck	7540246		6354
Trans.	7540370		6439BR	Drive	7540244		6840
132-651F				132-790G			
Eng. To Deck	7540329A		6630BR	Deck	7540371A		6402BR
Eng. To V.S.	7540280		6447BR	Eng. To V.S.	7540280		6447BR
Trans.	7540370		6439BR	V.S. To Trans.	7540370		6439BR
132-651G				132-796			
Eng. To Deck	7540371A		6402BR	Blade; W/30" Belt O.C.	7540196		6830
Eng. To V.S.	7540280		6447BR	Blade; W/62" Belt O.C.	7540198		6451BR
Trans.	7540370		6439BR	Trans.	7540207		6842
132-652F; 132-657F				132-800H			
Deck	7540329A		6630BR	Cross Deck	7540349		6637BR
Eng.	7540280		6447BR	Eng. To Deck	7540350		6464BR
Trans.	7540370		6439BR	Eng. To V.S.	7540358		6419BR
132-657G; 132-659G				Trans.	7540361		6953
Deck	7540371A		6402BR	132-808H			
Eng.	7540280		6447BR	Cross Deck	7540349		6637BR
Trans.	7540370		6439BR	Eng. To V.S.	7540358		6419BR
132-660F				132-809H			
Deck	7540329A		6630BR	Cross Deck	7540349		6637BR
Eng.	7540280		6447BR	Eng. To Deck	7540350		6464BR
Trans.	7540370		6439BR	Eng. To V.S.	7540358		6419BR
132-660G				Trans.	7540361		6953
Deck	7540371A		6402BR	132-820H			
Eng.	7540280		6447BR	Cross Deck	7540349		6637BR
Trans.	7540370		6439BR	132A670G			
132-661F; 132-661G				Deck	7540371A		6402BR
Eng.	7540280		6447BR	Eng.	7540280		6447BR
Trans.	7540370		6439BR	Trans.	7540370		6439BR
132-662F				132-663G; 132-666G			
Deck	7540329A		6630BR	Deck	7540371A		6402BR
Eng.	7540280		6447BR	Eng.	7540280		6447BR
Trans.	7540370		6439BR	Trans.	7540370		6439BR

Lawn & Garden Equipment

Belts for Riding Mowers

Application	OEM No.	Standard Belts	Premium Belts
MTD PRODUCTS, INC. - Continued			
133-360; 133-362			
Blade	7540107		6830
Trans.	7540936		6847
133-380; 133-385; 133-390; 133-395			
Blade; W/25" Deck	7540138	3500	6950
Blade; W/30" Deck	7540167		6964
Trans.; W/25" Deck	7540164	2630	6863
Trans.; W/30" Deck	7540198		6451BR
133-404; 133-410			
Blade	7540138	3500	6950
133-420			
Blade	7540147	3520	6952
Trans.; W/25" Belt O.C.	7540135		6925
Trans.; W/31" Belt O.C.	7540136		6931
133-430; 133-434; 133-435			
Blade	7540127		6966
Trans.; W/25" Belt O.C.	7540135		6925
Trans.; W/31" Belt O.C.	7540136		6931
133-440; 133-445			
Blade	7540178	3820	6982
Trans.; W/48" Belt O.C.	7540200		6848
Trans.; W/50" Belt O.C.	7540179		6950
133-460			
Blade	7540151		6967
Drive; W/31" Belt O.C.	7540136		6931
Drive; W/50" Belt O.C.	7540138	3500	6950
133-465			
Blade	7540138	3500	6950
Trans.	7540136		6931
133-470			
Blade	7540151		6967
Trans.	7540127		6966
133-495			
Blade	7540145		6488BR
Trans.	7540127		6966
133-500			
Blade	7540249		6930
Trans.	7540264		6639BR
133-501			
Blade	7540241		6494BR
Deck	7540264		6639BR
Trans.	7540240		6511BR
133-506			
Eng.	7540241		6494BR
133-526			
Blade	7540195		6854
Trans.	7540198		6451BR
133-585			
Variator; W/29" Belt O.C.	7540183	3290	6929
Variator; W/31" Belt O.C.	7540136		6931
133-630			
Blade	7540151		6967
Trans.	7540266		6775BR
133-638			
Blade	7540145		6488BR
Trans.	7540266		6775BR
133-699			
Belt; W/39" Belt O.C.	7540271		6557BR
Belt; W/85" Belt O.C.	7540266		6775BR
133-760			
Blade; W/51" Belt O.C.	7540251		6809BR
Blade; W/53" Belt O.C.	7540250		6853
Blade; W/59" Belt O.C.	7540245		6859
Trans.	7540255		6837
133-784			
Blade; W/56" Belt O.C.	7540230		6755BR
Blade; W/59" Belt O.C.	7540245		6859
Deck	7540246		6354
Drive	7540243		6846
Trans.	7540255	2370	6837

Application	OEM No.	Standard Belts	Premium Belts
MTD PRODUCTS, INC. - Continued			
133B450E			
Eng. To Deck; W/38" Deck	7540329A		6630BR
V.S. To Trans.	7540281		6405BR
133B451E			
Deck; W/36" Deck	7540364		6482BR
Deck; W/38" Deck	7540329A		6630BR
Eng.	7540280		6447BR
Trans.	7540281		6405BR
133B560B			
Deck	7540264		6639BR
Eng.	7540241A		6494BR
Trans.	7540240		6511BR
133C450E; 133D451E			
Eng. To Deck; W/38" Deck	7540329A		6630BR
V.S. To Trans.	7540281		6405BR
133E450F; 133E452F			
Deck; W/36" Deck	7540364		6482BR
Deck; W/38" Deck	7540329A		6630BR
Eng.	7540280		6447BR
Trans.	7540281		6405BR
133E660F			
Deck	7540329A		6630BR
Eng.	7540280		6447BR
Trans.	7540370		6439BR
133E661F; 133E667F			
Eng. To Deck; W/38" Deck	7540329A		6630BR
133G699G			
Deck	7540371A		6402BR
Trans.	7540441		6417BR
133H451F; 133H470F; 133H471F			
Eng. To Deck; W/38" Deck	7540329A		6630BR
V.S. To Trans.	7540281		6405BR
133H660F; 133H661F			
Eng. To Deck; W/38" Deck	7540329A		6630BR
133H671F			
Deck	7540329A		6630BR
Eng.	7540280		6447BR
Trans.	7540370		6439BR
133I450F; 133I470F			
Eng. To Deck; W/38" Deck	7540329A		6630BR
V.S. To Trans.	7540281		6405BR
133I600F			
Eng. To Deck	7540329A		6630BR
Cross Deck	7540349		6637BR
133I660F			
Deck	7540329A		6630BR
Eng.	7540280		6447BR
Trans.	7540370		6439BR
133I670F			
Eng. To Deck; W/38" Deck	7540329A		6630BR
133I670G			
Eng. To Deck	7540371A		6402BR
133I671F			
Eng. To Deck; W/38" Deck	7540329A		6630BR
133I677F			
Deck	7540329A		6630BR
Eng.	7540280		6447BR
Trans.	7540370		6439BR
133K600F			
Cross Deck	7540349		6637BR
Eng. To Deck; W/38" Deck	7540329A		6630BR
133K619G			
Eng. To Deck	7540371A		6402BR
133K673G			
Deck	7540371A		6402BR
Eng.	7540280		6447BR
Trans.	7540370		6439BR
133K677F			
Eng. To Deck; W/38" Deck	7540329A		6630BR

Belts for Riding Mowers

Application	OEM No.	Standard Belts	Premium Belts	Application	OEM No.	Standard Belts	Premium Belts
MTD PRODUCTS, INC. - Continued				MTD PRODUCTS, INC. - Continued			
133K677G				133P670G			
Eng. To Deck	7540371A		6402BR	Deck	7540371A		6402BR
133K679G				Eng.	7540280		6447BR
Deck	7540371A		6402BR	Trans.	7540370		6439BR
Eng.	7540280		6447BR	133P670H; 133P678H; 133P679H			
Trans.	7540370		6439BR	Cross Deck	7540440		6477BR
133K694G; 133K697G				Eng.	7540280		6447BR
Eng. To Deck	7540371A		6402BR	Eng. To Deck	7540439		6406BR
Trans.	7540441		6417BR	Trans.	7540370		6439BR
133L660F				133P699G			
Eng. To Deck; W/38" Deck	7540329A		6630BR	Eng. To Deck	7540371A		6402BR
133L660G				Trans.	7540441		6417BR
Deck	7540371A		6402BR	133Q668H			
Eng.	7540280		6447BR	Cross Deck	7540440		6477BR
Trans.	7540370		6439BR	Eng. To Deck	7540439		6406BR
133L661G				133Q677G			
Eng. To Deck	7540371A		6402BR	Eng. To Deck; W/69 3/4" Belt O.C.	7540329A		6630BR
133L662F				Eng. To Deck; W/74 3/4" Belt O.C.	7540371A		6402BR
Deck	7540329A		6630BR	133Q677GF			
Eng.	7540280		6447BR	Deck	7540329A		6630BR
Trans.	7540370		6439BR	Eng.	7540280		6447BR
133L670F				Trans.	7540370		6439BR
Eng. To Deck; W/38" Deck	7540329A		6630BR	133Q678H			
133L670G				Cross Deck	7540440		6477BR
Eng. To Deck	7540371A		6402BR	Eng. To Deck	7540439		6406BR
133L671F; 133L677F				133Q694G			
Eng. To Deck; W/38" Deck	7540329A		6630BR	Eng. To Deck	7540371A		6402BR
133L679G				Trans.	7540441		6417BR
Eng. To Deck	7540371A		6402BR	133X679G			
133L690G				Eng. To Deck	7540371A		6402BR
Deck	7540371A		6402BR	133Y679H			
Trans.	7540441		6417BR	Cross Deck	7540440		6477BR
133M603G; 133M609G				Eng. To Deck	7540439		6406BR
Cross Deck	7540349		6637BR	133Z619G			
Eng. To Deck	7540371A		6402BR	Eng. To Deck	7540371A		6402BR
133M617G				Trans.	7540441		6417BR
Deck	7540371A		6402BR	134-093			
Eng.	7540280		6447BR	Eng. To Deck	7540342		6866
Trans.	7540370		6439BR	134-330; 134-334			
133M619G				Trans.	7540239	2290	6829
Eng. To Deck	7540371A		6402BR	134-340; 134-341; 134-344; 134-360			
133M660G				Blade	7540935	2310	6831
Deck	7540371A		6402BR	Trans.	7540936	2470	6847
Eng.	7540280		6447BR	134-360A; 134-362A			
Trans.	7540370		6439BR	Blade	7540107		6830
133M670G; 133M679G				Trans.	7540936		6847
Eng. To Deck	7540371A		6402BR	134-364			
133M690G				Blade	7540935	2310	6831
Eng. To Deck	7540371A		6402BR	Trans.	7540936	2470	6847
Trans.	7540441		6417BR	134-380			
133N660G				Blade	7540935	2310	6831
Eng. To Deck	7540371A		6402BR	Trans.	7540108	2460	6846
133N699G				134-380A; 134-385A			
Eng. To Deck	7540371A		6402BR	Blade; W/25" Deck	7540138	3500	6950
Trans.	7540441		6417BR	Blade; W/30" Deck	7540167		6964
133O660G				Trans.; W/25" Deck	7540164	2630	6863
Eng. To Deck	7540371A		6402BR	Trans.; W/30" Deck	7540198		6451BR
133O660H				134-390A			
Cross Deck	7540440		6477BR	Blade	7540167		6964
Eng. To Deck	7540439		6406BR	Trans.	7540164	2630	6863
133O673G; 133P660G				134-395			
Deck	7540371A		6402BR	Blade; W/30" Blade	7540167		6964
Eng.	7540280		6447BR	Blade; W/36" Blade	7540279		6965
Trans.	7540370		6439BR	Deck	7540198		6451BR
133P660H				134-395A			
Cross Deck	7540440		6477BR	Blade	7540167		6964
Eng.	7540280		6447BR	Trans.	7540164	2630	6863
Eng. To Deck	7540439		6406BR				
Trans.	7540370		6439BR				

Lawn & Garden Equipment

Belts for Riding Mowers

Application	OEM No.	Standard Belts	Premium Belts
MTD PRODUCTS, INC. - Continued			
134-397; 134-398			
Blade; W/30" Blade	7540167		6964
Blade; W/36" Blade	7540279		6965
Deck	7540198		6451BR
134-400A			
Blade	7540188		6951
Trans.	7540101		6517BR
134-402A; 134-405; 134-405A; 134-406; 134-406A; 134-407; 134-407A			
Blade	7540188		6951
Drive; W/24" Belt O.C.	7540187	3240	6924
Drive; W/31" Belt O.C.	7540136		6931
134-410; 134-410A			
Blade	7540138	3500	6950
134-420; 134-420A			
Blade	7540147	3520	6952
Trans.; W/25" Belt O.C.	7540135		6925
Trans.; W/31" Belt O.C.	7540136		6931
134-430; 134-430A; 134-434; 134-434A; 134-435; 134-435A			
Blade	7540127		6966
Trans.; W/25" Belt O.C.	7540135		6925
Trans.; W/31" Belt O.C.	7540136		6931
134-440; 134-440A; 134-445; 134-445A; 134-450			
Blade	7540178	3820	6982
Trans.	7540185		6849
134-460A; 134-465A			
Blade	7540151		6967
Drive; W/31" Belt O.C.	7540136		6931
Drive; W/50" Belt O.C.	7540138	3500	6950
134-470; 134-475; 134-480; 134-485			
Blade	7540151		6967
Trans.	7540127		6966
134-490; 134-495; 134-495A; 134-497; 134-497A			
Blade	7540145		6488BR
Drive; W/37" Belt O.C.	7540173	3370	6937
Drive; W/65" Belt O.C.	7540191		6865
134-500; 134-501			
Blade	7540249		6930
Trans.	7540264		6639BR
134-502; 134-504; 134-506			
Blade	7540241		6494BR
Deck	7540264		6639BR
Trans.	7540240		6511BR
134-510			
Blade	7540249		6930
Trans.	7540264		6639BR
134-511			
Blade	7540249		6930
134-512			
Blade	7540249		6930
Trans.	7540264		6639BR
134-514; 134-516; 134-518			
Eng. To Variator	7540241		6494BR
Variator To Trans.	7540240		6511BR
134-526; 134-528; 134-529			
Blade	7540195		6854
Trans.	7540198		6451BR
134-585A			
Eng. To Variator	7540157		6928
Variator To Trans.	7540136		6931
134-618; 134-619			
Belt; W/39" Belt O.C.	7540271		6557BR
Belt; W/85" Belt O.C.	7540266		6775BR
134-620			
Drive	7540276		6848
134-631			
Drive	7540151		6967
134-638; 134-668			
Blade	7540145		6488BR

Application	OEM No.	Standard Belts	Premium Belts
MTD PRODUCTS, INC. - Continued			
134-638; 134-668 - Continued			
Trans.	7540266		6775BR
134-669			
Belt; W/39" Belt O.C.	7540271		6557BR
Belt; W/85" Belt O.C.	7540266		6775BR
134-698			
Blade	7540145		6488BR
Trans.	7540266		6775BR
134-699			
Belt; W/39" Belt O.C.	7540271		6557BR
Belt; W/85" Belt O.C.	7540266		6775BR
134-720; 134-721; 134-722; 134-723; 134-724; 134-725; 134-726; 134-727; 134-730; 134-731			
Trans.	7540248		6431BR
134-732; 134-733; 134-734; 134-735; 134-736; 134-737			
Trans.	7540248		6431BR
134-760; 134-764; 134-765			
Eng. To J.S.	7540255		6837
J.S. To Trans.	7540245		6859
134-784			
Blade	7540230		6755BR
Trans.	7540246		6354
134-785; 134-786; 134-794; 134-795; 134-796			
Eng. To J.S.	7540255		6837
J.S. To Trans.	7540245		6859
134B451E			
Eng. To V.S.	7540280		6447BR
V.S. To Trans.	7540281		6405BR
134B560B; 134B561B			
Deck	7540264		6639BR
Eng.	7540241A		6494BR
Trans.	7540240		6511BR
134C450E			
Deck	7540364		6482BR
Eng.	7540280		6447BR
Trans.	7540281		6405BR
134C451E			
V.S. To Trans.	7540281		6405BR
134D694G			
Eng. To Deck	7540371A		6402BR
Trans.	7540441		6417BR
134E470F			
Eng. To Deck; W/38" Deck	7540329A		6630BR
Eng. To V.S.	7540280		6447BR
V.S. To Trans.	7540281		6405BR
134E660F			
Eng.	7540280		6447BR
Trans.	7540280		6447BR
134E661F			
Deck	7540433		6630BR
Eng.	7540280		6447BR
Trans.	7540370		6439BR
134E667F			
Eng.	7540370		6439BR
Trans.	7540280		6447BR
134G660G			
Deck	7540371A		6402BR
Eng.	7540370		6439BR
Trans.	7540280		6447BR
134G670G			
Deck	7540371A		6402BR
Eng.	7540280		6447BR
Trans.	7540370		6439BR
134G690G			
Eng. To Deck	7540371A		6402BR
Trans.	7540441		6417BR
134H450F			
Eng. To Deck; W/38" Deck	7540329A		6630BR
Eng. To V.S.	7540280		6447BR

Belts for Riding Mowers

Application	OEM No.	Standard Belts	Premium Belts	Application	OEM No.	Standard Belts	Premium Belts
MTD PRODUCTS, INC. - Continued				MTD PRODUCTS, INC. - Continued			
134H450F - Continued				134L670G - Continued			
V.S. To Trans.	7540281		6405BR	Eng. To V.S.	7540280		6447BR
134H451E				V.S. To Trans.	7540370		6439BR
Deck 7540364		6482BR		134L671F			
Eng. 7540280		6447BR		Eng. To Deck 7540433		6630BR	
Trans. 7540281		6405BR		Eng. To V.S. 7540280		6447BR	
134H451F; 134H470F				V.S. To Trans. 7540370		6439BR	
Eng. To Deck; W/38" Deck 7540329A		6630BR		134L673G; 134L675G; 134L679G			
Eng. To V.S. 7540280		6447BR		Eng. To Deck 7540371A		6402BR	
V.S. To Trans. 7540281		6405BR		Eng. To V.S. 7540280		6447BR	
134H607F				V.S. To Trans. 7540370		6439BR	
Cross Deck 7540349		6637BR		134M605G			
134H660F				Cross Deck 7540349		6637BR	
Deck 7540433		6630BR		Eng. To Deck 7540371A		6402BR	
Eng. 7540280		6447BR		134M660G; 134M670G; 134M673G; 134M675G;			
Trans. 7540370		6439BR		134M678G			
134H667F; 134H670F				Eng. To Deck 7540371A		6402BR	
Eng. 7540280		6447BR		Eng. To V.S. 7540280		6447BR	
Trans. 7540370		6439BR		V.S. To Trans. 7540370		6439BR	
134I450F				134M678H			
Eng. To Deck; W/38" Deck 7540329A		6630BR		Deck 7540371A		6402BR	
Eng. To V.S. 7540280		6447BR		Eng. 7540280		6447BR	
V.S. To Trans. 7540281		6405BR		Trans. 7540370		6439BR	
134I600F				134M679G			
Cross Deck 7540349		6637BR		Eng. To Deck 7540371A		6402BR	
Deck 7540433		6630BR		Eng. To V.S. 7540280		6447BR	
134I660F; 134I665F; 134I677F				V.S. To Trans. 7540370		6439BR	
Eng. 7540280		6447BR		134M690G; 134M695G			
Trans. 7540370		6439BR		Deck 7540371A		6402BR	
134K675G				Trans. 7540441		6417BR	
Deck 7540371A		6402BR		134M699G			
Eng. 7540280		6447BR		Eng. To Deck 7540371A		6402BR	
Trans. 7540370		6439BR		Trans. 7540441		6417BR	
134K677F				134N604H			
Deck 7540433		6630BR		Cross Deck 7540349		6637BR	
Eng. 7540280		6447BR		134O670G			
Trans. 7540370		6439BR		Eng. To Deck 7540371A		6402BR	
134K678F				Eng. To V.S. 7540280		6447BR	
Eng. To Deck 7540433		6630BR		V.S. To Trans. 7540370		6439BR	
Eng. To V.S. 7540280		6447BR		134O675G			
V.S. To Trans. 7540370		6439BR		Deck 7540371A		6402BR	
134K679G				Eng. 7540280		6447BR	
Eng. To Deck 7540371A		6402BR		Trans. 7540370		6439BR	
Eng. To V.S. 7540280		6447BR		134O678G			
V.S. To Trans. 7540370		6439BR		Eng. To Deck 7540371A		6402BR	
134L471F				Eng. To V.S. 7540280		6447BR	
Eng. To Deck; W/38" Deck 7540329A		6630BR		V.S. To Trans. 7540370		6439BR	
Eng. To V.S. 7540280		6447BR		134O690G; 134O695G			
V.S. To Trans. 7540281		6405BR		Deck 7540371A		6402BR	
134L660F				Trans. 7540441		6417BR	
Eng. To Deck 7540433		6630BR		134O695H			
Eng. To V.S. 7540280		6447BR		Cross Deck 7540440		6477BR	
V.S. To Trans. 7540370		6439BR		Eng. To Deck 7540439		6406BR	
134L660G				Trans. 7540441		6417BR	
Eng. To Deck 7540371A		6402BR		134O699G			
Eng. To V.S. 7540280		6447BR		Deck 7540371A		6402BR	
V.S. To Trans. 7540370		6439BR		Trans. 7540441		6417BR	
134L661F; 134L667F				134O699H			
Eng. To Deck 7540433		6630BR		Cross Deck 7540440		6477BR	
Eng. To V.S. 7540280		6447BR		Eng. To Deck 7540439		6406BR	
V.S. To Trans. 7540370		6439BR		Trans. 7540441		6417BR	
134L667G				134P660G			
Eng. To Deck 7540371A		6402BR		Eng. To Deck 7540371A		6402BR	
Eng. To V.S. 7540280		6447BR		Eng. To V.S. 7540280		6447BR	
V.S. To Trans. 7540370		6439BR		V.S. To Trans. 7540370		6439BR	
134L670F				134P668H			
Eng. To Deck 7540433		6630BR		Cross Deck 7540440		6477BR	
Eng. To V.S. 7540280		6447BR		Eng. To Deck 7540439		6406BR	
V.S. To Trans. 7540370		6439BR		Eng. To V.S. 7540280		6447BR	
134L670G				V.S. To Trans. 7540370		6439BR	
Eng. To Deck 7540371A		6402BR					

Belts for Riding Mowers

Application	OEM No.	Standard Belts	Premium Belts
MTD PRODUCTS, INC. - Continued			
134P670G			
Eng. To Deck	7540371A		6402BR
Eng. To V.S.	7540280		6447BR
V.S. To Trans.	7540370		6439BR
134P670H			
Cross Deck	7540440		6477BR
Eng. To Deck	7540439		6406BR
Eng. To V.S.	7540280		6447BR
V.S. To Trans.	7540370		6439BR
134P678G			
Eng. To Deck	7540371A		6402BR
Eng. To V.S.	7540280		6447BR
V.S. To Trans.	7540370		6439BR
134P679H			
Cross Deck	7540440		6477BR
Eng. To Deck	7540439		6406BR
Eng. To V.S.	7540280		6447BR
V.S. To Trans.	7540370		6439BR
134P698H			
Cross Deck	7540440		6477BR
Eng. To Deck	7540439		6406BR
Trans.	7540441		6417BR
134Q677G			
Eng. To Deck	7540371A		6402BR
Eng. To V.S.	7540280		6447BR
V.S. To Trans.	7540370		6439BR
134Q694G; 134Q699G			
Eng. To Deck	7540371A		6402BR
Trans.	7540441		6417BR
134Q699H			
Cross Deck	7540440		6477BR
Eng. To Deck	7540439		6406BR
Trans.	7540441		6417BR
134R617G; 134R619G; 134R678G			
Eng. To Deck	7540371A		6402BR
Eng. To V.S.	7540280		6447BR
V.S. To Trans.	7540370		6439BR
134R695G; 134R699G; 134X694G; 134X699G			
Eng. To Deck	7540371A		6402BR
Trans.	7540441		6417BR
134Y450F			
Eng. To Deck; W/38" Deck	7540329A		6630BR
Eng. To V.S.	7540280		6447BR
V.S. To Trans.	7540281		6405BR
134Y451E			
Eng. To V.S.	7540280		6447BR
V.S. To Trans.	7540281		6405BR
134Y451F			
Eng. To Deck; W/38" Deck	7540329A		6630BR
Eng. To V.S.	7540280		6447BR
V.S. To Trans.	7540281		6405BR
134Y452			
Deck	7540364		6482BR
Eng.	7540280		6447BR
Trans.	7540281		6405BR
134Y452F			
Deck	7540329A		6630BR
Eng.	7540280		6447BR
Trans.	7540281		6405BR
134Y470F			
Eng. To Deck; W/38" Deck	7540329A		6630BR
Eng. To V.S.	7540280		6447BR
V.S. To Trans.	7540281		6405BR
134Y472			
Deck	7540364		6482BR
Eng.	7540280		6447BR
Trans.	7540281		6405BR
134Y472F			
Deck	7540329A		6630BR
Eng.	7540280		6447BR
Trans.	7540281		6405BR

Application	OEM No.	Standard Belts	Premium Belts
MTD PRODUCTS, INC. - Continued			
135-280			
Blade	7540138	3500	6950
Trans.	7540198		6451BR
135-330; 135-334			
Trans.	7540239	2290	6829
135-340			
Blade	7540935	2310	6831
Trans.	7540936	2470	6847
135-360			
Blade	7540107		6830
Trans.; W/31" Belt O.C.	7540935	2310	6831
Trans.; W/47" Belt O.C.	7540936		6847
135-360A; 135-362A			
Blade	7540107		6830
Trans.	7540936		6847
135-364			
Blade	7540935	2310	6831
Trans.	7540936	2470	6847
135-380			
Blade	7540935	2310	6831
Trans.	7540108	2460	6846
135-380A			
Blade	7540138	3500	6950
Trans.	7540198		6451BR
135-385			
Blade; W/25" Deck	7540138	3500	6950
Blade; W/30" Deck	7540167		6964
Trans.; W/25" Deck	7540164	2630	6863
Trans.; W/30" Deck	7540198		6451BR
135-385A			
Blade	7540138	3500	6950
Trans.	7540198		6451BR
135-390			
Blade	7540167		6964
Trans.	7540198		6451BR
135-390A; 135-395; 135-395A			
Blade; W/30" Blade	7540167		6964
Blade; W/36" Blade	7540279		6965
Deck	7540198		6451BR
Trans.	7540198		6451BR
135-397; 135-398			
Blade; W/30" Blade	7540167		6964
Blade; W/36" Blade	7540279		6965
Deck	7540198		6451BR
135-400; 135-400A			
Blade	7540188		6951
Trans.	7540101		6517BR
135-402; 135-402A; 135-406; 135-406A			
Blade	7540188		6951
Drive; W/24" Belt O.C.	7540187	3240	6924
Drive; W/31" Belt O.C.	7540136		6931
135-410; 135-410A			
Blade	7540138	3500	6950
Trans.	7540101		6517BR
135-420A; 135-425A			
Blade	7540147	3520	6952
Trans.; W/25" Belt O.C.	7540135		6925
Trans.; W/31" Belt O.C.	7540136		6931
135-430; 135-430A; 135-435; 135-435A			
Blade	7540127		6966
Trans.; W/25" Belt O.C.	7540135		6925
Trans.; W/31" Belt O.C.	7540136		6931
135-440A; 135-445; 135-445A			
Blade	7540178	3820	6982
Trans.; W/48" Belt O.C.	7540200		6848
Trans.; W/50" Belt O.C.	7540179		6950
135-460; 135-460A			
Blade	7540151		6967
Trans.; W/31" Belt O.C.	7540136		6931
Trans.; W/50" Belt O.C.	7540138	3500	6950

Belts for Riding Mowers

Application	OEM No.	Standard Belts	Premium Belts	Application	OEM No.	Standard Belts	Premium Belts
MTD PRODUCTS, INC. - Continued				MTD PRODUCTS, INC. - Continued			
135-465				135-638			
Blade	7540151		6967	Trans.; W/69" Belt O.C.	7540145		6488BR
Drive; W/31" Belt O.C.	7540136		6931	135-666			
Drive; W/50" Belt O.C.	7540138	3500	6950	Belt; W/39" Belt O.C.	7540271		6557BR
135-465A				135-668P			
Blade; W/66" Belt O.C.	7540127		6966	V.S. To Trans.	7540281		6405BR
Blade; W/67" Belt O.C.	7540151		6967	135-669			
Trans.; W/31" Belt O.C.	7540136		6931	Blade - Right	7540271		6557BR
Trans.; W/50" Belt O.C.	7540138	3500	6950	Eng. To V.S.	7540280		6447BR
Trans.; W/62" Belt O.C.	7540166	3620	6962	V.S. To Trans.	7540281		6405BR
135-470A; 135-475A				135-687			
Blade	7540151		6967	V.S. To Trans.	7540281		6405BR
Trans.; W/65" Belt O.C.	7540191		6865	135-692			
Trans.; W/66" Belt O.C.	7540127		6966	Belt; W/39" Belt O.C.	7540271		6557BR
135-476				Transaxle	7540266		6775BR
Blade	7540145		6488BR	135-696B			
Trans.; W/37" Belt O.C.	7540173		6937	Deck	7540145A		6488BR
Trans.; W/65" Belt O.C.	7540191		6865	Drive	7540266		6775BR
135-477				135-698			
Blade	7540151		6967	Transaxle	7540266		6775BR
Trans.	7540191		6865	V.S. To Trans.	7540281		6405BR
135-480; 135-480A				135-699			
Blade	7540151		6967	Belt; W/39" Belt O.C.	7540271		6557BR
Trans.; W/65" Belt O.C.	7540191		6865	135-704; 135-705; 135-714; 135-715			
Trans.; W/66" Belt O.C.	7540127		6966	Trans.	7540229		6852
135-485				Belt	7540293		6501BR
Blade	7540151		6967	135-716			
Trans.	7540191		6865	Blade - Right	7540271		6557BR
135-485A				135-720; 135-721; 135-722; 135-723; 135-724;			
Blade	7540151		6967	135-725; 135-726; 135-727			
Trans.; W/65" Belt O.C.	7540191		6865	Trans.	7540248		6431BR
Trans.; W/66" Belt O.C.	7540127		6966	135-728; 135-729			
135-495; 135-495A; 135-496; 135-497; 135-497A				Transaxle	7540248		6431BR
Blade	7540145		6488BR	135-730; 135-731; 135-732; 135-733; 135-734;			
Trans.; W/37" Belt O.C.	7540173		6937	135-735; 135-736; 135-737			
Trans.; W/65" Belt O.C.	7540191		6865	Trans.	7540248		6431BR
135-500				135B560B			
Trans.	7540249		6930	Blade	7540264		6639BR
135-501				Eng.	7540241A		6494BR
Blade	7540264		6639BR	Trans.	7540240		6511BR
135-502				135C450F			
Eng. To Variator	7540241		6494BR	Eng. To Deck; W/38" Deck	7540329A		6630BR
Variator To Trans.	7540240		6511BR	Eng. To V.S.	7540280		6447BR
135-504; 135-506				V.S. To Trans.	7540281		6405BR
Blade	7540241		6494BR	135C451E			
Deck	7540264		6639BR	Blade	7540364		6482BR
Trans.	7540240		6511BR	Eng.	7540280		6447BR
135-510; 135-511				Trans.	7540281		6405BR
Blade	7540249		6930	135C451F			
Trans.	7540264		6639BR	Eng. To Deck; W/38" Deck	7540329A		6630BR
135-512; 135-514; 135-516; 135-518				Eng. To V.S.	7540280		6447BR
Eng. To Variator	7540241		6494BR	V.S. To Trans.	7540281		6405BR
Variator To Trans.	7540240		6511BR	135C452E			
135-520A; 135-525A; 135-526; 135-528; 135-529				Blade	7540364		6482BR
Blade	7540195		6854	Eng.	7540280		6447BR
Trans.	7540198		6451BR	Trans.	7540281		6405BR
135-600				135C470F			
Blade; W/42" Deck	7540371A		6402BR	Eng. To Deck; W/38" Deck	7540329A		6630BR
Cross Deck; W/46" Deck	7540440		6477BR	Eng. To V.S.	7540280		6447BR
Deck	7540329A		6630BR	V.S. To Trans.	7540281		6405BR
Eng. To Deck; W/46" Deck	7540439		6406BR	135C472E			
135-618				Blade	7540364		6482BR
Eng. To V.S.	7540280		6447BR	Eng.	7540280		6447BR
V.S. To Trans.	7540281		6405BR	Trans.	7540281		6405BR
135-619				135D614G			
Belt; W/39" Belt O.C.	7540271		6557BR	Eng. To Deck	7540371A		6402BR
135-620				Eng. To V.S.	7540280		6447BR
Drive	7540276		6848	V.S. To Trans.	7540370		6439BR
135-628; 135-637							
V.S. To Trans.	7540281		6405BR				

Belts for Riding Mowers

Application	OEM No.	Standard Belts	Premium Belts
MTD PRODUCTS, INC. - Continued			
135E450F			
Blade	7540329A		6630BR
Eng.	7540280		6447BR
Trans.	7540281		6405BR
135E470E			
Eng. To V.S.	7540280		6447BR
135E470F			
Eng. To Deck; W/38" Deck	7540329A		6630BR
Eng. To V.S.	7540280		6447BR
V.S. To Trans.	7540281		6405BR
135E660F			
Eng. To Deck	7540433		6630BR
Eng. To V.S.	7540280		6447BR
V.S. To Trans.	7540370		6439BR
135G660G; 135G665G; 135G670G; 135G675G			
Eng. To Deck	7540371A		6402BR
Eng. To V.S.	7540280		6447BR
V.S. To Trans.	7540370		6439BR
135G679H			
Cross Deck	7540440		6477BR
Eng. To Deck	7540439		6406BR
Eng. To V.S.	7540280		6447BR
V.S. To Trans.	7540370		6439BR
135G695G			
Eng. To Deck	7540371A		6402BR
135H450E; 135H450F			
Eng. To Deck; W/38" Deck	7540329A		6630BR
Eng. To V.S.	7540280		6447BR
V.S. To Trans.	7540281		6405BR
135H451E			
Eng. To V.S.	7540280		6447BR
V.S. To Trans.	7540281		6405BR
135H470F			
Eng. To Deck; W/38" Deck	7540329A		6630BR
Eng. To V.S.	7540280		6447BR
V.S. To Trans.	7540281		6405BR
135H660F; 135H670F			
Eng. To Deck	7540433		6630BR
Eng. To V.S.	7540280		6447BR
V.S. To Trans.	7540370		6439BR
135HL470F			
Eng. To Deck; W/38" Deck	7540329A		6630BR
135L470F			
Eng. To V.S.	7540280		6447BR
V.S. To Trans.	7540281		6405BR
135L471F			
Eng. To Deck; W/38" Deck	7540329A		6630BR
Eng. To V.S.	7540280		6447BR
V.S. To Trans.	7540281		6405BR
135L660F			
Eng. To Deck	7540433		6630BR
Eng. To V.S.	7540280		6447BR
V.S. To Trans.	7540370		6439BR
135L660G			
Eng. To Deck	7540371A		6402BR
Eng. To V.S.	7540280		6447BR
V.S. To Trans.	7540370		6439BR
135L661F; 135L667F			
Eng. To Deck	7540433		6630BR
Eng. To V.S.	7540280		6447BR
V.S. To Trans.	7540370		6439BR
135L667G			
Eng. To Deck	7540371A		6402BR
Eng. To V.S.	7540280		6447BR
V.S. To Trans.	7540370		6439BR
135L670F			
Eng. To Deck	7540433		6630BR
Eng. To V.S.	7540280		6447BR
V.S. To Trans.	7540370		6439BR
135L670G			
Eng. To Deck	7540371A		6402BR

Application	OEM No.	Standard Belts	Premium Belts
MTD PRODUCTS, INC. - Continued			
135L670G - Continued			
Eng. To V.S.	7540280		6447BR
V.S. To Trans.	7540370		6439BR
135L671F			
Eng. To Deck	7540433		6630BR
Eng. To V.S.	7540280		6447BR
V.S. To Trans.	7540370		6439BR
135L673G			
Eng. To Deck	7540371A		6402BR
Eng. To V.S.	7540280		6447BR
V.S. To Trans.	7540370		6439BR
135L675F			
Eng. To Deck	7540433		6630BR
Eng. To V.S.	7540280		6447BR
V.S. To Trans.	7540370		6439BR
135L675G			
Eng. To Deck	7540371A		6402BR
Eng. To V.S.	7540280		6447BR
V.S. To Trans.	7540370		6439BR
135L677F			
Eng. To Deck	7540433		6630BR
Eng. To V.S.	7540280		6447BR
V.S. To Trans.	7540370		6439BR
135M660G; 135M670G; 135M673G; 135M675G; 135M678G; 135M679G			
Eng. To Deck	7540371A		6402BR
Eng. To V.S.	7540280		6447BR
V.S. To Trans.	7540370		6439BR
135M699G			
Eng. To Deck	7540371A		6402BR
Trans.	7540441		6417BR
135N470F			
Eng. To Deck; W/38" Deck	7540329A		6630BR
Eng. To V.S.	7540280		6447BR
V.S. To Trans.	7540281		6405BR
135N604F			
Cross Deck	7540349		6637BR
135N694H			
Trans.	7540441		6417BR
135O660G			
Eng. To Deck	7540371A		6402BR
Eng. To V.S.	7540280		6447BR
V.S. To Trans.	7540370		6439BR
135O673H			
Cross Deck	7540440		6477BR
Eng. To Deck	7540439		6406BR
Eng. To V.S.	7540280		6447BR
V.S. To Trans.	7540370		6439BR
135O675G			
Eng. To Deck	7540371A		6402BR
Eng. To V.S.	7540280		6447BR
V.S. To Trans.	7540370		6439BR
135O675H			
Cross Deck	7540440		6477BR
Eng. To Deck	7540439		6406BR
Eng. To V.S.	7540280		6447BR
135O678G			
Eng. To Deck	7540371A		6402BR
Eng. To V.S.	7540280		6447BR
V.S. To Trans.	7540370		6439BR
135O679H			
Cross Deck	7540440		6477BR
Eng. To Deck	7540439		6406BR
Eng. To V.S.	7540280		6447BR
V.S. To Trans.	7540370		6439BR
135O695G			
Blade	7540371A		6402BR
Drive	7540441		6417BR
135O695H			
Cross Deck	7540440		6477BR
Eng. To Deck	7540439		6406BR

Belts for Riding Mowers

Application	OEM No.	Standard Belts	Premium Belts	Application	OEM No.	Standard Belts	Premium Belts
MTD PRODUCTS, INC. - Continued				MTD PRODUCTS, INC. - Continued			
135O695H - Continued				136-360A			
Trans.	7540441		6417BR	Blade	7540107		6830
135O697G; 135O698G				Trans.	7540936		6847
Blade	7540371A		6402BR	136-361			
Drive	7540441		6417BR	Blade	7540935	2310	6831
135O765N				Trans.	7540936	2470	6847
Eng. To V.S.	7540280		6447BR	136-362A			
V.S. To Trans.	7540370		6439BR	Blade	7540107		6830
135P668G				Trans.	7540936		6847
Blade	7540440		6477BR	136-364			
Eng.	7540280		6447BR	Blade	7540935	2310	6831
P.T.O.	7540439		6406BR	Trans.	7540936	2470	6847
Trans.	7540370		6439BR	136-370			
135P668H				Blade	7540935	2310	6831
Cross Deck	7540440		6477BR	Trans.	7540108	2460	6846
Eng. To Deck	7540439		6406BR	136-380			
Eng. To V.S.	7540280		6447BR	Blade	7540935	2310	6831
V.S. To Trans.	7540370		6439BR	Trans.	7540111	2450	6845
135P670G				136-380A; 136-385A			
Eng. To Deck	7540371A		6402BR	Blade	7540138	3500	6950
Eng. To V.S.	7540280		6447BR	Trans.	7540198		6451BR
V.S. To Trans.	7540370		6439BR	136-390			
135P670H				Blade	7540935	2310	6831
Cross Deck	7540440		6477BR	Trans.	7540111	2450	6845
Eng. To Deck	7540439		6406BR	136-390A; 136-395; 136-395A; 136-397; 136-398			
Eng. To V.S.	7540280		6447BR	Blade	7540167		6964
V.S. To Trans.	7540370		6439BR	Trans.	7540198		6451BR
135P678G				136-400; 136-400A			
Eng. To Deck	7540371A		6402BR	Blade	7540188		6951
Eng. To V.S.	7540280		6447BR	Trans.	7540101		6517BR
V.S. To Trans.	7540370		6439BR	136-402; 136-402A; 136-406; 136-406A			
135P679H				Blade	7540188		6951
Cross Deck	7540440		6477BR	Drive; W/24" Belt O.C.	7540187	3240	6924
Eng. To Deck	7540439		6406BR	Drive; W/31" Belt O.C.	7540136		6931
Eng. To V.S.	7540280		6447BR	136-410			
V.S. To Trans.	7540370		6439BR	Blade	7540138	3500	6950
135Q660G				136-420			
Eng. To Deck	7540371A		6402BR	Blade	7540147	3520	6952
Eng. To V.S.	7540280		6447BR	Trans.	7540135		6925
V.S. To Trans.	7540370		6439BR	136-420A			
135Q695G; 135Q699G				Blade	7540147	3520	6952
Eng. To Deck	7540371A		6402BR	Trans.; W/25" Belt O.C.	7540135		6925
Trans.	7540441		6417BR	Trans.; W/31" Belt O.C.	7540136		6931
135Q699H				136-430; 136-430A; 136-435A			
Cross Deck	7540440		6477BR	Blade	7540127		6966
Eng. To Deck	7540439		6406BR	Trans.; W/25" Belt O.C.	7540135		6925
Trans.	7540441		6417BR	Trans.; W/31" Belt O.C.	7540136		6931
135R619G				136-445; 136-445A			
Eng. To Deck	7540371A		6402BR	Blade	7540178	3820	6982
Eng. To V.S.	7540280		6447BR	Trans.; W/48" Belt O.C.	7540200		6848
V.S. To Trans.	7540370		6439BR	Trans.; W/50" Belt O.C.	7540179		6950
135R699G				136-460A; 136-465A			
Blade	7540371A		6402BR	Blade	7540151		6967
Drive	7540441		6417BR	Drive; W/31" Belt O.C.	7540136		6931
135S613G				Drive; W/50" Belt O.C.	7540138	3500	6950
Eng. To Deck	7540371A		6402BR	136-475; 136-475A; 136-480; 136-480A; 136-485A			
Eng. To V.S.	7540280		6447BR	Blade	7540151		6967
V.S. To Trans.	7540370		6439BR	Trans.	7540191		6865
135S693H; 135V694H				136-495; 136-495A; 136-497; 136-497A			
Cross Deck	7540440		6477BR	Blade	7540145		6488BR
Eng. To Deck	7540439		6406BR	Drive; W/37" Belt O.C.	7540173	3370	6937
Trans.	7540441		6417BR	Drive; W/65" Belt O.C.	7540191		6865
135X694G				136-500			
Eng. To Deck	7540371A		6402BR	Blade	7540240		6511BR
Trans.	7540441		6417BR	Transaxle	7540249		6930
136-330; 136-334							
Blade	7540107		6830				
136-340; 136-360							
Blade	7540935	2310	6831				
Trans.	7540936	2470	6847				

Lawn & Garden Equipment

Belts for Riding Mowers

Application	OEM No.	Standard Belts	Premium Belts	Application	OEM No.	Standard Belts	Premium Belts
MTD PRODUCTS, INC. - Continued				MTD PRODUCTS, INC. - Continued			
136-501; 136-502; 136-503; 136-504; 136-505;				136-669 - Continued			
136-506; 136-507; 136-508				V.S. To Trans.	7540281		6405BR
Eng. To Variator	7540241		6494BR	136-670; 136-671; 136-672; 136-673; 136-674;			
Variator To Trans.	7540240		6511BR	136-675; 136-676; 136-677; 136-678			
136-510				Eng. To V.S.	7540280		6447BR
Blade	7540240		6511BR	Transaxle	7540266		6775BR
Transaxle	7540249		6930	V.S. To Trans.	7540281		6405BR
136-511; 136-512; 136-513; 136-514; 136-515;				136-679			
136-516; 136-517; 136-518				Deck	7540271		6557BR
Eng. To Variator	7540241		6494BR	Eng. To V.S.	7540280		6447BR
Variator To Trans.	7540240		6511BR	Transaxle	7540266		6775BR
136-520A; 136-525A				V.S. To Trans.	7540281		6405BR
Blade	7540195		6854	136-680; 136-681; 136-682; 136-683; 136-684;			
Trans.	7540198		6451BR	136-685; 136-686; 136-687; 136-688; 136-689			
136-526; 136-528; 136-529				Eng. To V.S.	7540280		6447BR
Blade	7540195		6854	Transaxle	7540266		6775BR
Deck	7540195		6854	V.S. To Trans.	7540281		6405BR
Trans.	7540198		6451BR	136-690; 136-691; 136-692; 136-693; 136-694;			
136-610; 136-611; 136-612; 136-613; 136-614;				136-695; 136-696; 136-697			
136-615; 136-616; 136-617				Eng. To V.S.	7540280		6447BR
Eng. To V.S.	7540280A		6447BR	Transaxle	7540266		6775BR
V.S. To Trans.	7540281		6405BR	V.S. To Trans.	7540281		6405BR
136-618				136-698			
Deck	7540145A		6488BR	Deck	7540145A		6488BR
Eng. To V.S.	7540280A		6447BR	Eng. To V.S.	7540280		6447BR
V.S. To Trans.	7540281		6405BR	Transaxle	7540266		6775BR
136-619				V.S. To Trans.	7540281		6405BR
Deck	7540271		6557BR	136-699			
Eng. To V.S.	7540280A		6447BR	Deck	7540271		6557BR
V.S. To Trans.	7540281		6405BR	Eng. To V.S.	7540280		6447BR
136-620; 136-621; 136-622; 136-623; 136-624;				Transaxle	7540266		6775BR
136-625; 136-626; 136-627; 136-628; 136-629				V.S. To Trans.	7540281		6405BR
Eng. To V.S.	7540280A		6447BR	136-700; 136-701; 136-702; 136-703; 136-704;			
Transaxle	7540266		6775BR	136-705			
V.S. To Trans.	7540281		6405BR	V.S. To Trans.	7540281		6405BR
136-630; 136-631; 136-632; 136-633; 136-634;				136-706; 136-707; 136-716; 136-717			
136-635; 136-636; 136-637				Blade	7540271		6557BR
Eng. To V.S.	7540280A		6447BR	136-722; 136-723; 136-724; 136-725; 136-726;			
Transaxle	7540266		6775BR	136-727			
V.S. To Trans.	7540281		6405BR	Trans.	7540248		6431BR
136-638				136-728; 136-729; 136-730; 136-731			
Deck	7540145A		6488BR	Transaxle	7540248		6431BR
Eng. To V.S.	7540280A		6447BR	136-732; 136-733; 136-734; 136-735; 136-736;			
Transaxle	7540266		6775BR	136-737			
V.S. To Trans.	7540281		6405BR	Trans.	7540248		6431BR
136-639				136-738; 136-739; 136-740; 136-741; 136-742			
Eng. To V.S.	7540280A		6447BR	Transaxle	7540248		6431BR
Transaxle	7540266		6775BR	136-743			
V.S. To Trans.	7540281		6405BR	Trans.	7540248		6431BR
136-640; 136-641; 136-642; 136-643; 136-644;				136-744			
136-645; 136-646; 136-647; 136-648				Transaxle	7540248		6431BR
Eng. To V.S.	7540280		6447BR	136-745			
V.S. To Trans.	7540281		6405BR	Trans.	7540248		6431BR
136-649				136-746			
Deck	7540271		6557BR	Transaxle	7540248		6431BR
Eng. To V.S.	7540280		6447BR	136-747			
V.S. To Trans.	7540281		6405BR	Trans.	7540248		6431BR
136-650; 136-651; 136-652; 136-653; 136-654;				136-782			
136-655; 136-656; 136-657; 136-658; 136-659				Blade	7540245		6859
Eng. To V.S.	7540280		6447BR	Eng. To J.S.	7540245		6859
Transaxle	7540266		6775BR	J.S. To Trans.	7540255		6837
V.S. To Trans.	7540281		6405BR	Transaxle	7540255		6837
136-660; 136-661; 136-662; 136-663; 136-664;				136-822; 136-823; 136-824; 136-825; 136-826;			
136-665; 136-666; 136-667; 136-668				136-827; 136-828; 136-829; 136-830; 136-831			
Eng. To V.S.	7540280		6447BR	Blade	7540245		6859
Transaxle	7540266		6775BR	Transaxle	7540244		6840
V.S. To Trans.	7540281		6405BR	136-832; 136-833; 136-834; 136-835; 136-836;			
136-669				136-837; 136-842; 136-843; 136-844; 136-845			
Deck	7540271		6557BR	Blade	7540245		6859
Eng. To V.S.	7540280		6447BR				
Transaxle	7540266		6775BR				

Belts for Riding Mowers

Application	OEM No.	Standard Belts	Premium Belts	Application	OEM No.	Standard Belts	Premium Belts
MTD PRODUCTS, INC. - Continued				MTD PRODUCTS, INC. - Continued			
136-832; 136-833; 136-834; 136-835; 136-836;				136H660F - Continued			
136-837; 136-842; 136-843; 136-844; 136-845 -				V.S. To Trans.	7540370		6439BR
Continued				136HE451F; 136I450F			
Transaxle	7540244		6840	Eng. To Deck; W/38" Deck	7540329A		6630BR
136-846; 136-847				Eng. To V.S.	7540280		6447BR
Blade	7540245		6859	V.S. To Trans.	7540281		6405BR
Transaxle	7540244		6840	136I614G			
136A694F				Eng. To V.S.	7540280		6447BR
Eng. To Deck; W/38" Deck	7540329A		6630BR	136I660F			
136B560B				Eng. To Deck	7540433		6630BR
Blade	7540264		6639BR	Eng. To V.S.	7540280		6447BR
Eng.	7540240		6511BR	V.S. To Trans.	7540370		6439BR
Trans.	7540241A		6494BR	136I660G			
136C450F; 136C451F				Eng. To Deck	7540371A		6402BR
Eng. To Deck; W/38" Deck	7540329A		6630BR	Eng. To V.S.	7540280		6447BR
Eng. To V.S.	7540280		6447BR	V.S. To Trans.	7540370		6439BR
V.S. To Trans.	7540281		6405BR	136I661F			
136E450E				Eng. To V.S.	7540280		6447BR
Eng. To V.S.	7540280		6447BR	136L660F			
V.S. To Trans.	7540281		6405BR	Eng. To Deck	7540433		6630BR
136E450F				Eng. To V.S.	7540280A		6447BR
Blade	7540329A		6630BR	V.S. To Trans.	7540370		6439BR
Eng.	7540280A		6447BR	136L660G			
Trans.	7540281		6405BR	Eng. To Deck	7540371A		6402BR
136E451F				Eng. To V.S.	7540280		6447BR
Eng. To Deck; W/38" Deck	7540329A		6630BR	V.S. To Trans.	7540370		6439BR
Eng. To V.S.	7540280		6447BR	136L661F			
V.S. To Trans.	7540281		6405BR	Eng. To Deck	7540433		6630BR
136E470E				Eng. To V.S.	7540280		6447BR
Eng. To V.S.	7540280		6447BR	V.S. To Trans.	7540370		6439BR
V.S. To Trans.	7540281		6405BR	136L670F			
136E470F				Eng. To Deck	7540433		6630BR
Deck	7540329A		6630BR	Eng. To V.S.	7540280A		6447BR
Eng.	7540280A		6447BR	V.S. To Trans.	7540370		6439BR
Trans.	7540281		6405BR	136L670G			
136E660F				Eng. To Deck	7540371A		6402BR
Eng. To Deck	7540433		6630BR	Eng. To V.S.	7540280		6447BR
Eng. To V.S.	7540280		6447BR	V.S. To Trans.	7540370		6439BR
V.S. To Trans.	7540370		6439BR	136L673F; 136L675F; 136L677F			
136E670G; 136G670G; 136G673G; 136G675G				Eng. To Deck	7540433		6630BR
Eng. To Deck	7540371A		6402BR	Eng. To V.S.	7540280		6447BR
Eng. To V.S.	7540280		6447BR	V.S. To Trans.	7540370		6439BR
V.S. To Trans.	7540370		6439BR	136M660G			
136G679H				Eng. To Deck	7540371A		6402BR
Cross Deck	7540440		6477BR	Eng. To V.S.	7540280A		6447BR
Eng. To Deck	7540439		6406BR	V.S. To Trans.	7540370		6439BR
Eng. To V.S.	7540280		6447BR	136M667F			
V.S. To Trans.	7540370		6439BR	Eng. To Deck	7540433		6630BR
136G690G; 136G695G; 136G699G				Eng. To V.S.	7540280		6447BR
Eng. To Deck	7540371A		6402BR	V.S. To Trans.	7540370		6439BR
136G765N				136M670G			
Eng. To V.S.	7540280		6447BR	Eng. To Deck	7540371A		6402BR
V.S. To Trans.	7540370		6439BR	Eng. To V.S.	7540280A		6447BR
136H450E				V.S. To Trans.	7540370		6439BR
Eng. To V.S.	7540280		6447BR	136M673G; 136M675G; 136M678G			
V.S. To Trans.	7540281		6405BR	Eng. To Deck	7540371A		6402BR
136H450F				Eng. To V.S.	7540280		6447BR
Eng. To Deck; W/38" Deck	7540329A		6630BR	V.S. To Trans.	7540370		6439BR
Eng. To V.S.	7540280		6447BR	136M679G			
V.S. To Trans.	7540281		6405BR	Eng. To Deck	7540371A		6402BR
136H451E				Eng. To V.S.	7540280		6447BR
Eng. To V.S.	7540280		6447BR	136M695G			
V.S. To Trans.	7540281		6405BR	Eng. To Deck	7540371A		6402BR
136H451F; 136H470F				136O619G; 136O660G			
Eng. To Deck; W/38" Deck	7540329A		6630BR	Eng. To Deck	7540371A		6402BR
Eng. To V.S.	7540280		6447BR	Eng. To V.S.	7540280		6447BR
V.S. To Trans.	7540281		6405BR	V.S. To Trans.	7540370		6439BR
136H660F				136O673H			
Eng. To Deck	7540433		6630BR	Cross Deck	7540440		6477BR
Eng. To V.S.	7540280A		6447BR	Eng. To Deck	7540439		6406BR
				Eng. To V.S.	7540280		6447BR

Belts for Riding Mowers

Application	OEM No.	Standard Belts	Premium Belts
MTD PRODUCTS, INC. - Continued			
136O673H - Continued			
V.S. To Trans.	7540370		6439BR
136O675G			
Eng. To Deck	7540371A		6402BR
Eng. To V.S.	7540280		6447BR
V.S. To Trans.	7540370		6439BR
136O675H			
Cross Deck	7540440		6477BR
Eng. To Deck	7540439		6406BR
Eng. To V.S.	7540280		6447BR
V.S. To Trans.	7540370		6439BR
136O695G			
Blade	7540371		6402BR
Trans.	7540441		6417BR
136O695H			
Cross Deck	7540440		6477BR
Eng. To Deck	7540439		6406BR
136O699G			
Eng. To Deck	7540371A		6402BR
136P638			
Deck	7540145		6488BR
136P665H; 136P675H			
Cross Deck	7540440		6477BR
Eng. To Deck	7540439		6406BR
Eng. To V.S.	7540280		6447BR
V.S. To Trans.	7540370		6439BR
136P695H; 136P699G			
Eng. To Deck	7540371A		6402BR
136Q665G			
Eng. To Deck	7540371A		6402BR
Eng. To V.S.	7540280		6447BR
V.S. To Trans.	7540370		6439BR
136Q679H			
Cross Deck	7540440		6477BR
Eng. To Deck	7540439		6406BR
Eng. To V.S.	7540280		6447BR
V.S. To Trans.	7540370		6439BR
136Q690G; 136Q695G			
Eng. To Deck	7540371A		6402BR
136Q699H			
Cross Deck	7540440		6477BR
Eng. To Deck	7540439		6406BR
136S675G			
Eng. To Deck	7540371A		6402BR
Eng. To V.S.	7540280		6447BR
V.S. To Trans.	7540370		6439BR
136S693H			
Cross Deck	7540440		6477BR
Eng. To Deck	7540439		6406BR
136S699G			
Eng. To Deck	7540371A		6402BR
136S699H			
Cross Deck	7540440		6477BR
Eng. To Deck	7540439		6406BR
136X694G			
Eng. To Deck	7540371A		6402BR
137-320			
Deck	7540342		6868
Trans.	7540281		6405BR
137-321; 137-322; 137-323			
Deck	7540342		6868
137-324; 137-325; 137-326; 137-327; 137-328; 137-329			
Deck	7540342		6868
Eng. To Deck	7540342		6866
137-330			
Deck	7540342		6868
Eng. To Deck	7540342		6866
Blade	7540107		6830

Application	OEM No.	Standard Belts	Premium Belts
MTD PRODUCTS, INC. - Continued			
137-331; 137-332; 137-333; 137-334; 137-335; 137-336; 137-337			
Deck	7540342		6868
Eng. To Deck	7540342		6866
137-340			
Blade	7540107		6830
Trans.	7540936		6847
137-342			
Blade	7540935	2310	6831
Trans.	7540936	2470	6847
137-360; 137-360A			
Blade	7540107		6830
Trans.	7540936		6847
137-362			
Blade	7540935	2310	6831
Trans.	7540936	2470	6847
137-365			
Blade	7540107		6830
Trans.	7540936		6847
137-380			
Blade	7540935	2310	6831
Trans.	7540111	2450	6845
137-380A; 137-385A			
Blade	7540138	3500	6950
Trans.	7540198		6451BR
137-390			
Blade	7540935	2310	6831
Trans.	7540111	2450	6845
137-390A			
Blade	7540167		6964
Trans.	7540198		6451BR
137-391			
Blade	7540935	2310	6831
Trans.	7540936	2470	6847
137-395			
Blade	7540118		6963
Trans.	7540115	3610	6961
137-395A			
Blade	7540167		6964
Trans.	7540198		6451BR
137-400; 137-400A			
Blade	7540188		6951
Trans.	7540101		6517BR
137-402A			
Blade	7540188		6951
Drive; W/24" Belt O.C.	7540187	3240	6924
Drive; W/31" Belt O.C.	7540136		6931
137-410A			
Blade	7540138	3500	6950
137-420			
Blade	7540188		6951
Variator To Trans.	7540136		6931
137-430A; 137-435; 137-435A			
Blade	7540127		6966
Trans.; W/25" Belt O.C.	7540135		6925
Trans.; W/31" Belt O.C.	7540136		6931
137-445A			
Blade	7540178	3820	6982
Trans.; W/48" Belt O.C.	7540200		6848
Trans.; W/50" Belt O.C.	7540179		6950
137-460			
Blade	7540188		6951
Trans.	7540101		6517BR
137-460A; 137-465A			
Blade	7540151		6967
Drive; W/31" Belt O.C.	7540136		6931
Drive; W/50" Belt O.C.	7540138	3500	6950
137-470A; 137-475			
Blade	7540151		6967
Trans.	7540127		6966

Belts for Riding Mowers

Application	OEM No.	Standard Belts	Premium Belts	Application	OEM No.	Standard Belts	Premium Belts
MTD PRODUCTS, INC. - Continued				MTD PRODUCTS, INC. - Continued			
137-475A				137-604; 137-605; 137-606; 137-607; 137-608;			
Blade	7540151		6967	137-609; 137-610; 137-611; 137-612; 137-613			
Trans.; W/65" Belt O.C.	7540191		6865	Eng. To V.S.	7540280		6447BR
Trans.; W/66" Belt O.C.	7540127		6966	V.S. To Trans.	7540281		6405BR
137-480; 137-480A; 137-485				137-614; 137-615; 137-616; 137-617; 137-618;			
Blade	7540151		6967	137-619; 137-620; 137-621; 137-622; 137-623			
Trans.	7540127		6966	Eng. To V.S.	7540280		6447BR
137-485A				V.S. To Trans.	7540281		6405BR
Blade	7540151		6967	137-624; 137-625; 137-626; 137-627; 137-628;			
Trans.; W/65" Belt O.C.	7540191		6865	137-629; 137-630; 137-631; 137-632; 137-633			
Trans.; W/66" Belt O.C.	7540127		6966	Eng. To V.S.	7540280		6447BR
137-495				V.S. To Trans.	7540281		6405BR
Blade	7540145		6488BR	137-634			
Drive; W/37" Belt O.C.	7540173	3370	6937	Eng. To V.S.	7540280		6447BR
Drive; W/65" Belt O.C.	7540191		6865	V.S. To Trans.	7540281		6405BR
137-495A				137-635; 137-636			
Blade	7540145		6488BR	V.S. To Trans.	7540281		6405BR
Eng. To Variator	7540191		6865	137-637			
Trans.	7540173		6937	Eng. To V.S.	7540280		6447BR
137-496				V.S. To Trans.	7540281		6405BR
Blade	7540145		6488BR	137-638; 137-639			
Drive; W/37" Belt O.C.	7540173	3370	6937	V.S. To Trans.	7540281		6405BR
Drive; W/65" Belt O.C.	7540191		6865	137-640; 137-641; 137-642; 137-643; 137-644;			
137-496A				137-645; 137-646; 137-647; 137-648; 137-649			
Blade	7540145		6488BR	Eng. To V.S.	7540280		6447BR
Eng. To Variator	7540191		6865	V.S. To Trans.	7540281		6405BR
Trans.	7540173		6937	137-650; 137-651; 137-652; 137-653; 137-654;			
137-497				137-655; 137-657			
Blade	7540145		6488BR	Eng. To V.S.	7540280		6447BR
Drive; W/37" Belt O.C.	7540173	3370	6937	V.S. To Trans.	7540281		6405BR
Drive; W/65" Belt O.C.	7540191		6865	137-722; 137-723; 137-724; 137-725; 137-726;			
137-497A				137-727; 137-728; 137-729; 137-730; 137-731			
Blade	7540145		6488BR	Trans.	7540248		6431BR
Eng. To Variator	7540191		6865	137-732; 137-733; 137-734; 137-735; 137-736;			
Trans.	7540173		6937	137-737; 137-738; 137-739; 137-740; 137-741			
137-501; 137-502; 137-503; 137-504; 137-505;				Trans.	7540248		6431BR
137-506; 137-507; 137-508; 137-511; 137-512				137-742; 137-743; 137-744; 137-745; 137-746;			
Blade	7540118		6963	137-747; 137-748; 137-749; 137-750; 137-751			
Trans.	7540115	3610	6961	Trans.	7540248		6431BR
137-513; 137-514				137-752; 137-753; 137-754; 137-755; 137-756;			
Blade	7540118		6963	137-757			
Trans.	7540115	3610	6961	Trans.	7540248		6431BR
137-525A				137-776			
Blade	7540195		6854	Eng. To J.S.	7540245		6859
Trans.	7540198		6451BR	J.S. To Trans.	7540255		6837
137-526; 137-528; 137-529				138-320; 138-321; 138-322; 138-323; 138-324;			
Blade	7540195		6854	138-325; 138-326; 138-327; 138-328; 138-329			
Deck	7540195		6854	Eng. To Deck	7540355		6448BR
Trans.	7540198		6451BR	Eng. To V.S.	7540280		6447BR
137-530; 137-531; 137-532; 137-533; 137-534;				V.S. To Trans.	7540281		6405BR
137-535; 137-536; 137-537; 137-538; 137-539				138-330; 138-331; 138-332; 138-333; 138-334;			
Eng. To V.S.	7540280		6447BR	138-335; 138-336; 138-337; 138-338; 138-339			
V.S. To Trans.	7540281		6405BR	Eng. To Deck	7540355		6448BR
137-540				Eng. To V.S.	7540280		6447BR
Deck	7540264		6639BR	V.S. To Trans.	7540281		6405BR
Eng. To V.S.	7540280		6447BR	138-340; 138-341; 138-342; 138-343; 138-344;			
V.S. To Trans.	7540281		6405BR	138-345; 138-346; 138-347; 138-348; 138-349			
137-541; 137-543; 137-544; 137-545; 137-546;				Eng. To Deck	7540355		6448BR
137-547; 137-548; 137-549; 137-550; 137-551				Eng. To V.S.	7540280		6447BR
Eng. To V.S.	7540280		6447BR	V.S. To Trans.	7540281		6405BR
V.S. To Trans.	7540281		6405BR	138-350; 138-351; 138-352; 138-353; 138-354;			
137-552; 137-553; 137-554; 137-555; 137-556;				138-355; 138-356; 138-357			
137-557; 137-558; 137-559; 137-560; 137-561				Eng. To Deck	7540355		6448BR
Eng. To V.S.	7540280		6447BR	Eng. To V.S.	7540280		6447BR
V.S. To Trans.	7540281		6405BR	V.S. To Trans.	7540281		6405BR
137-562; 137-563; 137-564; 137-565; 137-566;				138-360			
137-567; 137-600; 137-601; 137-602; 137-603				Blade	7540935	2310	6831
Eng. To V.S.	7540280		6447BR	Trans.	7540936	2470	6847
V.S. To Trans.	7540281		6405BR				

Lawn & Garden Equipment

Belts for Riding Mowers

Application	OEM No.	Standard Belts	Premium Belts
MTD PRODUCTS, INC. - Continued			
138-360A			
Blade	7540107		6830
Trans.	7540936		6847
138-362; 138-365			
Blade	7540935	2310	6831
Trans.	7540936	2470	6847
138-380			
Blade	7540935	2310	6831
Trans.	7540111	2450	6845
138-380A; 138-385A			
Blade	7540138	3500	6950
Trans.	7540198		6451BR
138-390			
Blade	7540935	2310	6831
Trans.	7540111	2450	6845
138-390A			
Blade	7540167		6964
Trans.	7540198		6451BR
138-392			
Blade	7540935	2310	6831
Trans.	7540111	2450	6845
138-395; 138-395A			
Blade	7540167		6964
Trans.	7540198		6451BR
138-400; 138-400A			
Blade	7540188		6951
Trans.	7540101		6517BR
138-402; 138-402A			
Blade	7540188		6951
Drive; W/24" Belt O.C.	7540187	3240	6924
Drive; W/31" Belt O.C.	7540136		6931
138-420			
Blade	7540127		6966
Trans.	7540128		6935
138-420A			
Blade	7540188		6951
Drive; W/24" Belt O.C.	7540187	3240	6924
Drive; W/31" Belt O.C.	7540136		6931
138-422			
Blade	7540127		6966
Trans.	7540128		6935
138-460			
Blade	7540118		6963
Trans.	7540937	3590	6959
138-460A; 138-462A; 138-465A			
Blade	7540151		6967
Drive; W/31" Belt O.C.	7540136		6931
Drive; W/50" Belt O.C.	7540138	3500	6950
138-472A; 138-475A; 138-480; 138-485A			
Blade	7540151		6967
Trans.	7540191		6865
138-493; 138-493A; 138-495; 138-495A; 138-496A; 138-497A			
Blade	7540145		6488BR
Trans.	7540226		6551BR
138-498A			
Blade	7540225		6565
Trans.	7540226		6551BR
138-501; 138-502; 138-503; 138-504; 138-505			
Deck; W/26", 30" Deck	7540264		6639BR
Deck; W/32" Deck	7540290		6847
Drive - Eng. To Variator; W/38" Belt O.C.	7540240		6511BR
Drive; W/35" Belt O.C.	7540241		6494BR
138-506			
Blade	7540290		6847
Deck	7540347		6847BR
Drive - Eng. To Variator; W/38" Belt O.C.	7540240		6511BR
Drive; W/35" Belt O.C.	7540241		6494BR

Application	OEM No.	Standard Belts	Premium Belts
MTD PRODUCTS, INC. - Continued			
138-507; 138-508; 138-511; 138-512; 138-513; 138-514			
Deck; W/26", 30" Deck	7540264		6639BR
Deck; W/32" Deck	7540290		6847
Drive - Eng. To Variator; W/38" Belt O.C.	7540240		6511BR
Drive; W/35" Belt O.C.	7540241		6494BR
138-525; 138-525A			
Blade	7540195		6854
Trans.	7540198		6451BR
138-526; 138-528; 138-529			
Deck	7540195		6854
Trans.	7540198		6451BR
138-530; 138-531; 138-532; 138-533; 138-537; 138-538; 138-540; 138-541; 138-542; 138-543			
Deck; W/30" Rear Discharge 794	7540328		6949
Deck; W/34" Side Discharge 800	7540151		6967
Deck; W/38" Side Discharge 801	7540145		6488BR
Deck; W/38" Side Discharge 805	7540329		6630BR
138-547; 138-548; 138-560; 138-561; 138-562; 138-563; 138-567; 138-568			
Deck; W/30" Rear Discharge 794	7540328		6949
Deck; W/34" Side Discharge 800	7540151		6967
Deck; W/38" Side Discharge 801	7540145		6488BR
Deck; W/38" Side Discharge 805	7540329		6630BR
138-572; 138-573; 138-577; 138-578; 138-582; 138-583; 138-587; 138-588			
Blade; W/40" Rear Discharge 804	7540271		6557BR
Cross Drive; W/44" Side Discharge 803	7540293		6501BR
Deck; W/38" Side Discharge 805	7540329		6630BR
Deck; W/44" Side Discharge 803	7540229		6852
138-600; 138-601; 138-602; 138-603; 138-607; 138-608; 138-610; 138-611; 138-612; 138-613			
Deck; W/30" Rear Discharge 794	7540328		6949
Deck; W/34" Side Discharge 800	7540151		6967
Deck; W/38" Side Discharge 801	7540145		6488BR
Deck; W/38" Side Discharge 805	7540329		6630BR
138-617; 138-618; 138-622; 138-630; 138-631; 138-632; 138-633; 138-637; 138-638; 138-640			
Deck; W/30" Rear Discharge 794	7540328		6949
Deck; W/34" Side Discharge 800	7540151		6967
Deck; W/38" Side Discharge 801	7540145		6488BR
Deck; W/38" Side Discharge 805	7540329		6630BR
138-641; 138-642; 138-643; 138-647; 138-648; 138-650; 138-651; 138-652; 138-653; 138-657			
Deck; W/30" Rear Discharge 794	7540328		6949
Deck; W/34" Side Discharge 800	7540151		6967
Deck; W/38" Side Discharge 801	7540145		6488BR
Deck; W/38" Side Discharge 805	7540329		6630BR
138-658			
Deck; W/30" Rear Discharge 794	7540328		6949
Deck; W/34" Side Discharge 800	7540151		6967
Deck; W/38" Side Discharge 801	7540145		6488BR
Deck; W/38" Side Discharge 805	7540329		6630BR
138-662; 138-663; 138-667; 138-668; 138-672; 138-673; 138-677; 138-678; 138-682; 138-683			
Blade; W/40" Rear Discharge 804	7540271		6557BR
Cross Drive; W/44" Side Discharge 803	7540293		6501BR
Deck; W/38" Side Discharge 805	7540329		6630BR
Deck; W/44" Side Discharge 803	7540229		6852
138-687; 138-688; 138-692; 138-693; 138-697; 138-698			
Blade; W/40" Rear Discharge 804	7540271		6557BR
Cross Drive; W/44" Side Discharge 803	7540293		6501BR
Deck; W/38" Side Discharge 805	7540329		6630BR
Deck; W/44" Side Discharge 803	7540229		6852
138-722; 138-723			
Cross Drive; W/44" Side Discharge 935	7540293		6501BR
Cross Drive; W/46" Side Discharge 806	7540349		6637BR
Deck; W/44" Rear Discharge 931	7540230		6755BR
Deck; W/44" Rear Discharge 935	7540230		6755BR
Deck; W/46" Side Discharge 806	7540350		6464BR
Trans.	7540248		6431BR

Belts for Riding Mowers

Application	OEM No.	Standard Belts	Premium Belts	Application	OEM No.	Standard Belts	Premium Belts
MTD PRODUCTS, INC. - Continued				MTD PRODUCTS, INC. - Continued			
138-724; 138-725; 138-726				138-793; 138-795			
Transaxle	7540248		6431BR	Deck	7540254		6819
138-727; 138-728				138-796			
Cross Drive; W/44" Side Discharge 935	7540293		6501BR	Blade	7540198		6451BR
Cross Drive; W/46" Side Discharge 806	7540349		6637BR	Deck	7540254		6819
Deck; W/44" Rear Discharge 931	7540230		6755BR	Trans.	7540207		6842
Deck; W/44" Rear Discharge 935	7540230		6755BR	138-796A; 138-797A			
Deck; W/46" Side Discharge 806	7540350		6464BR	Blade	7540198		6451BR
Trans.	7540248		6431BR	Trans.	7540207		6842
138-729; 138-730; 138-731				139-330			
Transaxle	7540248		6431BR	Trans.	7540140		6831
138-732; 138-733				139-340; 139-360			
Cross Drive; W/44" Side Discharge 935	7540293		6501BR	Blade	7540935	2310	6831
Cross Drive; W/46" Side Discharge 806	7540349		6637BR	Trans.	7540936	2470	6847
Deck; W/44" Rear Discharge 931	7540230		6755BR	139-360A			
Deck; W/44" Rear Discharge 935	7540230		6755BR	Blade	7540107		6830
Deck; W/46" Side Discharge 806	7540350		6464BR	Trans.	7540936		6847
Trans.	7540248		6431BR	139-365			
138-734; 138-735; 138-736				Blade	7540935	2310	6831
Transaxle	7540248		6431BR	Trans.	7540936	2470	6847
138-737; 138-738				139-380A			
Cross Drive; W/44" Side Discharge 935	7540293		6501BR	Blade	7540138	3500	6950
Cross Drive; W/46" Side Discharge 806	7540349		6637BR	Trans.	7540198		6451BR
Deck; W/44" Rear Discharge 931	7540230		6755BR	139-390			
Deck; W/44" Rear Discharge 935	7540230		6755BR	Blade	7540105		6830
Deck; W/46" Side Discharge 806	7540350		6464BR	Trans.	7540111	2450	6845
Trans.	7540248		6431BR	139-390A; 139-395; 139-395A			
138-739; 138-740; 138-741				Blade	7540167		6964
Transaxle	7540248		6431BR	Trans.	7540198		6451BR
138-742; 138-743				139-400; 139-400A			
Cross Drive; W/44" Side Discharge 935	7540293		6501BR	Blade	7540188		6951
Cross Drive; W/46" Side Discharge 806	7540349		6637BR	Trans.	7540101		6517BR
Deck; W/44" Rear Discharge 931	7540230		6755BR	139-402; 139-402A			
Deck; W/44" Rear Discharge 935	7540230		6755BR	Blade	7540188		6951
Deck; W/46" Side Discharge 806	7540350		6464BR	Drive; W/24" Belt O.C.	7540187	3240	6924
Trans.	7540248		6431BR	Drive; W/31" Belt O.C.	7540136		6931
138-744; 138-745; 138-746				139-410			
Transaxle	7540248		6431BR	Blade	7540138	3500	6950
138-747; 138-748				139-420; 139-430			
Cross Drive; W/44" Side Discharge 935	7540293		6501BR	Blade	7540127		6966
Cross Drive; W/46" Side Discharge 806	7540349		6637BR	Trans.; W/25" Belt O.C.	7540135		6925
Deck; W/44" Rear Discharge 931	7540230		6755BR	Trans.; W/31" Belt O.C.	7540136		6931
Deck; W/44" Rear Discharge 935	7540230		6755BR	139-460			
Deck; W/46" Side Discharge 806	7540350		6464BR	Blade	7540118		6963
Trans.	7540248		6431BR	Gen.	7540134		6733
138-749; 138-750; 138-751				Trans.	7540937	3590	6959
Transaxle	7540248		6431BR	139-465; 139-466			
138-752; 138-753				Blade	7540151		6967
Cross Drive; W/44" Side Discharge 935	7540293		6501BR	Drive; W/31" Belt O.C.	7540136		6931
Cross Drive; W/46" Side Discharge 806	7540349		6637BR	Drive; W/50" Belt O.C.	7540138	3500	6950
Deck; W/44" Rear Discharge 931	7540230		6755BR	139-470			
Deck; W/44" Rear Discharge 935	7540230		6755BR	Blade	7540118		6963
Deck; W/46" Side Discharge 806	7540350		6464BR	Gen.	7540134		6733
Trans.	7540248		6431BR	Trans.	7540937	3590	6959
138-754; 138-755				139-485A			
Transaxle	7540248		6431BR	Blade	7540151		6967
138-757; 138-758				Trans.	7540191		6865
Cross Drive; W/44" Side Discharge 935	7540293		6501BR	139-493A; 139-495A; 139-496; 139-496A; 139-497; 139-497A; 139-498; 139-498A			
Cross Drive; W/46" Side Discharge 806	7540349		6637BR	Blade	7540145		6488BR
Deck; W/44" Rear Discharge 931	7540230		6755BR	Trans.	7540226		6551BR
Deck; W/44" Rear Discharge 935	7540230		6755BR	139-501; 139-502; 139-503; 139-504; 139-505; 139-506; 139-507; 139-508; 139-511; 139-512			
Deck; W/46" Side Discharge 806	7540350		6464BR	Blade	7540118		6963
Trans.	7540248		6431BR	Trans.	7540115	3610	6961
138-784; 138-786				139-513; 139-514			
Blade	7540245		6859	Blade	7540118		6963
Cross Drive; W/44" Rear Discharge 931	7540260		5716	Trans.	7540115	3610	6961
Cross Drive; W/44" Side Discharge 935	7540293		6501BR	139-525; 139-525A			
Deck; W/44" Rear Discharge 931	7540230		6755BR	Blade	7540195		6854
Deck; W/44" Side Discharge 935	7540230		6755BR				
Deck; W/46" Side Discharge 806	7540350		6464BR				
Eng. To J.S.	7540245		6859				
J.S. To Trans.	7540255		6837				
Transaxle	7540255		6837				

Belts for Riding Mowers

Application	OEM No.	Standard Belts	Premium Belts
MTD PRODUCTS, INC. - Continued			
139-525; 139-525A - Continued			
Trans.	7540198		6451BR
139-526			
Trans.	7540198		6451BR
139-752; 139-753; 139-757; 139-758			
Eng. To Trans.	7540116		6842
139-784			
Variable Speed	7540365		6798BR
139-794			
Blade	7540328		6949
139-796; 139-796A			
Blade	7540198		6451BR
Trans.	7540207		6842
139-800; 139-801; 139-802; 139-803; 139-804;			
139-805; 139-806; 139-807; 139-808; 139-809			
Blade	7540349		6637BR
Deck	7540350		6464BR
Variable Speed	7540248		6431BR
139-810; 139-811; 139-812; 139-813; 139-814;			
139-815; 139-816; 139-817; 139-818; 139-819			
Blade	7540349		6637BR
Deck	7540350		6464BR
Variable Speed	7540248		6431BR
139-820; 139-821; 139-822; 139-823; 139-824;			
139-825; 139-826; 139-827; 139-828; 139-829			
Blade	7540349		6637BR
Deck	7540350		6464BR
Variable Speed	7540248		6431BR
139-830; 139-831; 139-832; 139-833; 139-834;			
139-835; 139-836; 139-837; 139-838; 139-839			
Blade	7540349		6637BR
Deck	7540350		6464BR
Variable Speed	7540248		6431BR
139-840; 139-841; 139-842; 139-843; 139-844;			
139-845; 139-846; 139-847; 139-848; 139-849			
Blade	7540349		6637BR
Deck	7540350		6464BR
Variable Speed	7540248		6431BR
140-520			
Blade	7540230		6755BR
Trans.	7540245		6859
140-650			
Gen.	7540134		7330
Trans.	7540112	3800	6980
140-659; 140-669			
Blade	7540113	3480	6948
Gen.	7540134		7330
Trans.	7540112		6980
140-760			
Blade	7540125		6428BR
P.T.O.	7540123		3V335
Trans.	7540124		6857
140-760A			
Trans.	7540245		6859
140-780A			
Blade	7540230		6755BR
Trans.	7540245		6859
140-810			
Drive	7540245		6859
Transaxle	7540243		6846
140-810A			
Drive	7540245		6859
Eng. To J.S.	7540245		6859
J.S. To Trans.	7540243		6846
Transaxle	7540243		6846
140-820A			
Eng. To J.S.	7540245		6859
J.S. To Trans.	7540244		6840
140-820H			
Eng. To Deck	7540350		6464BR

Application	OEM No.	Standard Belts	Premium Belts
MTD PRODUCTS, INC. - Continued			
140-830A			
Drive	7540227		6963
J.S.	7540245		6859
Trans.	7540244		6840
Transaxle	7540212		6945
140-840H; 140-844H; 140-848H; 140-849H			
Cross Deck	7540349		6637BR
Eng. To V.S.	7540358		6419BR
140-912A			
Drive	7540227		6963
Transaxle	7540212		6945
140-918			
Drive	7540227		6963
140-918A			
Drive	7540227		6963
Transaxle	7540212		6945
140-940			
P.T.O.	7540192		6834
140-960			
Blade	7540125		6428BR
P.T.O.	7540123		3V335
Trans.	7540124		6857
140-990; 140-990A			
P.T.O.	7540165		6834
140-995A			
P.T.O.			6841
141-659; 141-669			
Gen.	7540134		7330
Starter/Gen.	7540134		6733
Trans.	7540112	3800	6980
141-760			
P.T.O.	7540123		3V335
Trans.	7540124		6857
141-810H; 141-811H; 141-812H; 141-813H; 141-814H;			
141-815H; 141-816H; 141-817H; 141-818H; 141-819H			
Cross Deck	7540349		6637BR
141-820H; 141-821H; 141-822H; 141-823H			
Cross Deck	7540349		6637BR
141-824A			
Deck	7540230		6755BR
J.S.	7540245		6859
Transaxle	7540244		6840
141-824H; 141-825H; 141-826H; 141-827H; 141-828H;			
141-829H; 141-830H; 141-831H; 141-832H; 141-833H			
Cross Deck	7540349		6637BR
141-834H; 141-835H; 141-836H; 141-837H; 141-838H;			
141-839H			
Cross Deck	7540349		6637BR
141-840H			
Cross Deck	7540349		6637BR
Eng. To V.S.	7540358		6419BR
141-841			
Eng. To V.S.	7540358		6419BR
141-841H			
Cross Deck	7540349		6637BR
Eng. To V.S.	7540358		6419BR
141-842			
Eng. To V.S.	7540358		6419BR
141-842H; 141-843H			
Cross Deck	7540349		6637BR
Eng. To V.S.	7540358		6419BR
141-844			
Eng. To V.S.	7540358		6419BR
141-844H			
Cross Deck	7540349		6637BR
Eng. To V.S.	7540358		6419BR

Belts for Riding Mowers

Application	OEM No.	Standard Belts	Premium Belts	Application	OEM No.	Standard Belts	Premium Belts
MTD PRODUCTS, INC. - Continued				MTD PRODUCTS, INC. - Continued			
141-845				142-848H			
Eng. To V.S.	7540358		6419BR	Cross Deck	7540349		6637BR
141-845H				Eng. To V.S.	7540358		6419BR
Cross Deck	7540349		6637BR	142-849H			
Eng. To V.S.	7540358		6419BR	Cross Deck	7540349		6637BR
141-846				Eng. To Deck	7540350		6464BR
Eng. To V.S.	7540358		6419BR	Eng. To V.S.	7540358		6419BR
141-846H				Trans.	7540361		6953
Cross Deck	7540349		6637BR	142-960			
Eng. To V.S.	7540358		6419BR	Drive	7540124		6857
141-847				Gen.	7540139		7380
Eng. To V.S.	7540358		6419BR	P.T.O.	7540165		6834
141-847H				142-990			
Cross Deck	7540349		6637BR	P.T.O.	7540165		6834
Eng. To V.S.	7540358		6419BR	142-995			
141-848				Belt	7540234		6841
Eng. To V.S.	7540358		6419BR	143-660			
141-848H				Blade	7540184		6852
Cross Deck	7540349		6637BR	Deck	7540180		6510BR
Eng. To V.S.	7540358		6419BR	Gen.	7540134		7330
141-849				Trans.	7540182	3810	6981
Eng. To V.S.	7540358		6419BR	143-760			
141-849H				Starter/Gen.	7540134		7330
Cross Deck	7540349		6637BR	Trans.	7540182	3810	6981
Eng. To V.S.	7540358		6419BR	143-814			
141-860				Blade	7540230		6755BR
P.T.O.	7540123		3V335	Deck	7540246		6354
Trans.	7540112	3800	6980	Trans.	7540245		6859
141-960				Transaxle	7540244		6840
P.T.O.	7540123		3V335	143-836			
Trans.	7540124		6857	Eng. To Deck	7540230		6755BR
141-990				Eng. To J.S.	7540245		6859
P.T.O.	7540123		3V335	J.S. To Transaxle	7540244		6840
141-990A				143-860; 143-960			
Drive	7540124		6857	Drive	7540124		6857
Gen.	7540139		7380	Gen.	7540139		7380
P.T.O.	7540165		6834	P.T.O.	7540165		6834
141-995A				143-990			
P.T.O.	7540234		6841	P.T.O.	7540165		6834
142-46H				Starter/Gen.	7540169		7355
Eng. To V.S.	7540358		6419BR	Transaxle	7540124		6857
142-669				143-995			
Gen.	7540134		7330	P.T.O.	7540234		6841
Trans.	7540112	3800	6980	143P820H			
142-760				Cross Deck	7540349		6637BR
Drive	7540124		6857	Eng. To Deck	7540350		6464BR
Gen.	7540139		7380	Eng. To V.S.	7540358		6419BR
P.T.O.	7540165		6834	Trans.	7540361		6953
142-810				143P828H			
Belt; W/51" Belt O.C.	7540251		6809BR	Cross Deck	7540349		6637BR
Belt; W/53" Belt O.C.	7540250	2530		Eng. To V.S.	7540358		6419BR
142-824				143P840H; 143P848H; 143P849H			
Blade	7540246		6354	Cross Deck	7540349		6637BR
Deck	7540230		6755BR	Eng. To Deck	7540350		6464BR
Eng. To J.S.	7540245		6859	Eng. To V.S.	7540358		6419BR
J.S. To Trans.	7540244		6840	Trans.	7540361		6953
142-836				143Q840H			
Blade	7540230		6755BR	Cross Deck	7540349		6637BR
Deck	7540246		6354	Eng. To V.S.	7540358		6419BR
Drive; W/40" Belt O.C.	7540244		6840	143Q848H			
Drive; W/59" Belt O.C.	7540245		6859	Eng. To V.S.	7540358		6419BR
142-840H				143V834H; 143W834H; 143Y839H			
Cross Deck	7540349		6637BR	Cross Deck	7540349		6637BR
Eng. To Deck	7540350		6464BR	143Y849H			
Eng. To V.S.	7540358		6419BR	Cross Deck	7540349		6637BR
Trans.	7540361		6953	Eng. To V.S.	7540358		6419BR
142-846H				144-485			
Cross Deck	7540349		6637BR	Blade	7540184		6852
				Eng. To Deck	7540180		6510BR
				Trans.	7540182	3810	6981

Lawn & Garden Equipment

Belts for Riding Mowers

Application	OEM No.	Standard Belts	Premium Belts
MTD PRODUCTS, INC. - Continued			
144-600; 144-601; 144-602			
Gen.	7540134		7330
144-660A			
Blade	7540184	6852	
Deck	7540180	6510BR	
Gen.	7540134	7330	
Trans.	7540182	3810	6981
144-672A			
Blade	7540184	6852	
Eng. To Deck	7540180	6510BR	
Trans.	7540182	3810	6981
144-760A; 144-761A			
Trans.	7540182	3810	6981
144-810; 144-811; 144-824; 144-825			
Blade	7540245	6859	
Eng. To Variator	7540245	6859	
Transaxle	7540244	6840	
Variator To Trans.	7540244	6840	
144-825H; 144-829H			
Cross Deck	7540349	6637BR	
Eng. To Deck	7540350	6464BR	
Eng. To V.S.	7540358	6419BR	
Trans.	7540361	6953	
144-834; 144-835; 144-836; 144-837			
Blade	7540245	6859	
Transaxle	7540244	6840	
144-860A			
P.T.O.	7540165	6834	
Transaxle	7540124	6857	
144-918			
Eng. To Variator	7540212	6945	
Variator To Trans.	7540227	6963	
144-960A; 144-990A			
P.T.O.	7540165	6834	
Transaxle	7540124	6857	
144-995			
Drive	7540234	6841	
144O845H			
Cross Deck	7540349	6637BR	
Eng. To V.S.	7540358	6419BR	
144P820H; 144P828H			
Cross Deck	7540349	6637BR	
Eng. To Deck	7540350	6464BR	
Eng. To V.S.	7540358	6419BR	
Trans.	7540361	6953	
144P840H			
Cross Deck	7540349	6637BR	
Eng. To V.S.	7540358	6419BR	
144P849H			
Cross Deck	7540349	6637BR	
Eng. To Deck	7540350	6464BR	
Eng. To V.S.	7540358	6419BR	
Trans.	7540361	6953	
144Q828H			
Cross Deck	7540349	6637BR	
Eng. To V.S.	7540358	6419BR	
144Q840H			
Cross Deck	7540349	6637BR	
Eng. To Deck	7540350	6464BR	
Eng. To V.S.	7540358	6419BR	
Trans.	7540361	6953	
144Q845H			
Cross Deck	7540349	6637BR	
Eng. To V.S.	7540358	6419BR	
144Q848H			
Cross Deck	7540349	6637BR	
Eng. To Deck	7540350	6464BR	
Eng. To V.S.	7540358	6419BR	
Trans.	7540361	6953	
144V834H			
Cross Deck	7540349	6637BR	

Application	OEM No.	Standard Belts	Premium Belts
MTD PRODUCTS, INC. - Continued			
144W834P; 144Z834P			
Cross Deck	7540291A		6641BR
Drive	7540435		A72
Eng. To Deck	7540364		6482BR
145-660			
Blade	7540184		6852
145-660A			
Blade	7540184		6852
Deck	7540180		6510BR
Gen.	7540134		7330
Trans.	7540182	3810	6981
145-672			
Blade	7540184		6852
Eng. To Deck	7540180		6510BR
Trans.	7540182	3810	6981
145-672A			
Blade	7540184		6852
Deck	7540180		6510BR
Gen.	7540134		7330
Trans.	7540182	3810	6981
145-760			
Trans.	7540182	3810	6981
145-760A			
Starter/Gen.	7540134		7330
Trans.	7540182	3810	6981
145-810; 145-811; 145-822; 145-823; 145-824; 145-825; 145-826; 145-827; 145-832; 145-833			
Trans.; W/40" Belt O.C.	7540244		6840
Trans.; W/59" Belt O.C.	7540245		6859
145-834			
Trans.; W/56" Belt O.C.	7540230		6755BR
Trans.; W/59" Belt O.C.	7540245		6859
Trans.; W/74" Belt O.C.	7540293		6501BR
Belt; W/40" Belt O.C.	7540244		6840
145-835; 145-836; 145-837			
Trans.; W/40" Belt O.C.	7540244		6840
Trans.; W/59" Belt O.C.	7540245		6859
145-842; 145-843			
Trans.; W/32" Belt O.C.	7540177		6832
Trans.; W/59" Belt O.C.	7540245		6859
145-918			
Drive	7540227		6963
P.T.O.	7540229		6852
Transaxle	7540212		6945
145-960; 145-960A			
Gen.	7540169		7355
P.T.O.	7540165		6834
Transaxle	7540124		6857
145-990			
P.T.O.	7540165		6834
Transaxle	7540124		6857
145-990A			
Gen.	7540169		6736
P.T.O.	7540165		6834
145-995			
Deck	7540180		6510BR
Starter/Gen.	7540134		7330
Trans.; W/41" Belt O.C.	7540234		6841
Trans.; W/81" Belt O.C.	7540182	3810	6981
145-J828P			
Eng. To V.S.	7540358		6419BR
145J828P			
Cross Deck	7540291A		6641BR
Eng. To Deck	7540364		6482BR
Eng. To V.S.	7540358		6419BR
V.S. To Trans.	7540362		6947
145P820H			
Cross Deck	7540349		6637BR
Eng. To V.S.	7540358		6419BR
145P828H; 145P845H			
Cross Deck	7540349		6637BR

Belts for Riding Mowers

Application	OEM No.	Standard Belts	Premium Belts	Application	OEM No.	Standard Belts	Premium Belts
MTD PRODUCTS, INC. - Continued				MTD PRODUCTS, INC. - Continued			
145P828H; 145P845H - Continued				146K828H - Continued			
Eng. To Deck	7540350		6464BR	Eng. To V.S.	7540358		6419BR
Eng. To V.S.	7540358		6419BR	Trans.	7540361		6953
Trans.	7540361		6953	146K840H			
145P848H				Cross Deck	7540349		6637BR
Deck; W/64" Belt O.C.	7540350		6464BR	Eng. To V.S.	7540358		6419BR
Deck; W/79" Belt O.C.	7540349		6637BR	146K848H			
Eng.	7540358		6419BR	Cross Deck	7540349		6637BR
Trans.	7540361		6953	Eng. To Deck	7540350		6464BR
145Q828H; 145Q840H; 145Q848H				Eng. To V.S.	7540358		6419BR
Cross Deck	7540349		6637BR	Trans.	7540361		6953
Eng. To V.S.	7540358		6419BR	146P820H; 146P828H; 146Q828H; 146S820H;			
145Q849H				146S828H; 146S843H; 146S845H; 146S848H;			
Cross Deck	7540349		6637BR	146S849H			
Eng. To Deck	7540350		6464BR	Cross Deck	7540349		6637BR
Eng. To V.S.	7540358		6419BR	Eng. To V.S.	7540358		6419BR
Trans.	7540361		6953	146W834H			
145S820H; 145S845H; 145S848H				Cross Deck	7540349		6637BR
Eng. To V.S.	7540358		6419BR	146Y834P			
145V848H				Cross Deck	7540291A		6641BR
Cross Deck	7540349		6637BR	Drive	7540461		6519BR
Eng. To V.S.	7540358		6419BR	Eng. To Deck	7540364		6482BR
145W820H				147-652; 147-655; 147-660; 147-665			
Cross Deck	7540349		6637BR	Trans.	7540112	3800	6980
145W834P				147-760; 147-760A			
Cross Deck	7540291A		6641BR	Starter/Gen.	7540134		6733
Drive	7540435		A72	Transaxle	7540182		6981
Eng. To Deck	7540364		6482BR	147-802; 147-803; 147-804; 147-805; 147-806;			
145W845H; 145W848H				147-807; 147-808; 147-809; 147-810; 147-811			
Cross Deck	7540349		6637BR	Trans.; W/40" Belt O.C.	7540244		6840
145Y834P				Trans.; W/59" Belt O.C.	7540245		6859
Cross Deck	7540291A		6641BR	147-812; 147-813; 147-814; 147-815; 147-816;			
Drive	7540435		A72	147-817; 147-818; 147-819; 147-820; 147-821			
Eng. To Deck	7540364		6482BR	Trans.; W/40" Belt O.C.	7540244		6840
146-650; 146-660				Trans.; W/59" Belt O.C.	7540245		6859
Trans.	7540112	3800	6980	147-822; 147-823; 147-824; 147-825; 147-826;			
146-660A				147-827			
Blade	7540184		6852	Trans.; W/40" Belt O.C.	7540244		6840
Deck	7540180		6510BR	Trans.; W/59" Belt O.C.	7540245		6859
Gen.	7540134		7330	147-842; 147-843; 147-844; 147-845; 147-846;			
Trans.	7540182	3810	6981	147-847; 147-848; 147-849; 147-850; 147-851			
146-672A				Eng. To J.S.	7540245		6859
Blade	7540184		6852	J.S. To Trans.	7540177	2320	6832
Eng. To Deck	7540180		6510BR	147-852; 147-853; 147-854; 147-855; 147-856;			
Trans.	7540182	3810	6981	147-857; 147-858; 147-859; 147-860			
146-760				Eng. To J.S.	7540245		6859
Starter/Gen.	7540134		7330	J.S. To Trans.	7540177	2320	6832
Trans.	7540182	3810	6981	147-860A			
146-822; 146-823; 146-824; 146-825; 146-826;				Trans.	7540217		6979
146-827; 146-831; 146-832; 146-833; 146-834				147-861; 147-862; 147-863; 147-864; 147-865;			
Trans.; W/40" Belt O.C.	7540244		6840	147-866; 147-867			
Trans.; W/59" Belt O.C.	7540245		6859	Eng. To J.S.	7540245		6859
146-835; 146-836; 146-837				J.S. To Trans.	7540177	2320	6832
Trans.; W/40" Belt O.C.	7540244		6840	147-910A			
Trans.; W/59" Belt O.C.	7540245		6859	Eng. To Transaxle	7540211		6946
146-842; 146-843; 146-844; 146-845; 146-846;				Primary	7540228		6962
146-847				147-912			
Eng. To J.S.	7540245		6859	Drive	7540210		6960
J.S. To Trans.	7540177	2320	6832	Trans.	7540212		6945
146-960A				147-912A			
P.T.O.	7540165		6834	Belt; W/60" Belt O.C.	7540210		6960
Transaxle	7540124		6857	Belt; W/63" Belt O.C.	7540227		6963
146-990A				Trans.	7540212		6945
P.T.O.	7540165		6834	147-916A			
Starter/Gen.	7540169		6736	Eng. To Transaxle	7540211		6946
146-995				Primary	7540228		6962
P.T.O.	7540234		6841	147-918			
146K828H				Drive	7540210		6960
Cross Deck	7540349		6637BR	Trans.	7540212		6945
Eng. To Deck	7540350		6464BR				

Lawn & Garden Equipment

Belts for Riding Mowers

Application	OEM No.	Standard Belts	Premium Belts
MTD PRODUCTS, INC. - Continued			
147-918A			
Belt; W/60" Belt O.C.	7540210		6960
Belt; W/63" Belt O.C.	7540227		6963
Trans.; W/45" Belt O.C.	7540212		6945
147-990A			
Gen.	7540169		6736
P.T.O.	7540165		6834
147-995			
P.T.O.	7540234		6841
147W834H			
Cross Deck	7540349		6637BR
Drive	7540461		6519BR
147Y834P			
Drive	7540461		6519BR
148-650; 148-655; 148-658; 148-659; 148-660;			
148-665; 148-668; 148-669			
Trans.	7540112	3800	6980
148-760			
Blade	7540184		6852
Deck	7540180		6510BR
P.T.O.	7540123		3V335
Trans.	7540124	2570	6857
148-760A			
Starter/Gen.	7540134		7330
Trans.	7540182	3810	6981
148-802; 148-803			
Cross Drive; W/44" Side Discharge 935	7540293		6501BR
Deck; W/44" Rear Discharge 931	7540230		6755BR
Deck; W/44" Side Discharge 935	7540230		6755BR
Trans.; W/32" Belt O.C.	7540177	2320	6832
Trans.; W/40" Belt O.C.	7540244		6840
Trans.; W/59" Belt O.C.	7540245		6859
148-806			
Cross Deck	7540349		6637BR
148-807; 148-808; 148-812; 148-813			
Cross Drive; W/44" Side Discharge 935	7540293		6501BR
Deck; W/44" Rear Discharge 931	7540230		6755BR
Deck; W/44" Side Discharge 935	7540230		6755BR
Trans.; W/32" Belt O.C.	7540177	2320	6832
Trans.; W/40" Belt O.C.	7540244		6840
Trans.; W/59" Belt O.C.	7540245		6859
148-815			
Eng. To Spindle	7540229		6852
Spindle To Rear Tiller	7540283		6895
148-817; 148-818; 148-822; 148-823; 148-827;			
148-828; 148-842; 148-847; 148-852; 148-857			
Cross Drive; W/44" Side Discharge 935	7540293		6501BR
Deck; W/44" Rear Discharge 931	7540230		6755BR
Deck; W/44" Side Discharge 935	7540230		6755BR
Trans.; W/32" Belt O.C.	7540177	2320	6832
Trans.; W/40" Belt O.C.	7540244		6840
Trans.; W/59" Belt O.C.	7540245		6859
148-860			
P.T.O.	7540123		3V335
Trans.	7540124		6857
Transaxle	7540124		6857
148-860A			
Trans.	7540217		6979
148-862; 148-867			
Cross Drive; W/44" Side Discharge 935	7540293		6501BR
Deck; W/44" Rear Discharge 931	7540230		6755BR
Deck; W/44" Side Discharge 935	7540230		6755BR
Trans.; W/32" Belt O.C.	7540177	2320	6832
Trans.; W/40" Belt O.C.	7540244		6840
Trans.; W/59" Belt O.C.	7540245		6859
148-910A			
Eng. To Transaxle	7540211		6946
Primary	7540228		6962
148-912A			
Belt; W/60" Belt O.C.	7540210		6960
Belt; W/63" Belt O.C.	7540227		6963
Trans.	7540212		6945

Application	OEM No.	Standard Belts	Premium Belts
MTD PRODUCTS, INC. - Continued			
148-912A - Continued			
Trans.	7540212		6945
148-916A			
Eng. To Transaxle	7540211		6946
Primary	7540228		6962
148-918			
Drive	7540227		6963
Transaxle	7540212		6945
148-918A			
Belt; W/60" Belt O.C.	7540210		6960
Belt; W/63" Belt O.C.	7540227		6963
Trans.	7540212		6945
148-990A			
Gen.	7540136		6736
P.T.O.	7540135		6834
149-760			
P.T.O.	7540123		3V335
Trans.	7540124		6857
149-761			
Mower; W/42" Deck	7540125		6428BR
149-805			
Eng. To Deck	7540329		6630BR
149-810; 149-810A			
Drive	7540245		6859
Transaxle	7540243		6846
149-812			
Eng. To V.S.	7540358		6419BR
149-813			
Eng. To V.S.	7540358		6419BR
Transaxle	7540248		6431BR
149-815; 149-816; 149-818; 149-819			
Eng. To V.S.	7540358		6419BR
149-820; 149-820A			
Trans.; W/40" Belt O.C.	7540244		6840
Trans.; W/59" Belt O.C.	7540245		6859
149-821; 149-822; 149-823; 149-825; 149-826;			
149-828; 149-829			
Eng. To V.S.	7540358		6419BR
149-836			
Blade	7540364		6482BR
149-844			
Blade	7540260		5716
149-846			
Blade	7540349		6637BR
Deck	7540350		6464BR
149-860			
P.T.O.	7540123		3V335
Trans.	7540124		6857
149-910A			
Eng. To Transaxle	7540211		6946
Primary	7540228		6962
149-912A			
Belt; W/60" Belt O.C.	7540210		6960
Belt; W/63" Belt O.C.	7540227		6963
Trans.	7540212		6945
149-916A			
Eng. To Transaxle	7540211		6946
Primary	7540228		6962
149-918			
Drive	7540227		6963
Transaxle	7540212		6945
149-918A			
Belt; W/60" Belt O.C.	7540210		6960
Belt; W/63" Belt O.C.	7540227		6963
Trans.	7540212		6945
149-990; 149-990A			
Gen.	7540169		7355
P.T.O.	7540165		6834

Belts for Riding Mowers

Application	OEM No.	Standard Belts	Premium Belts	Application	OEM No.	Standard Belts	Premium Belts
MTD PRODUCTS, INC. - Continued				MTD PRODUCTS, INC. - Continued			
149-995; 149-995A P.T.O.	7540234		6841	223-3255 - Continued Drive; W/37" Belt O.C.	7540173	3370	6937
179-812; 190-840 Eng. To V.S.	7540358		6419BR	Drive; W/65" Belt O.C.	7540191		6865
190-846 Cross Deck	7540349		6637BR	223-3256 Blade	7540188		6951
223-0705 Blade	7540145		6488BR	Trans.	7540101		6517BR
Trans.	7540226		6551BR	223-3260 Blade	7540184		6852
223-3188 Blade	7540188		6951	Deck	7540180		6510BR
Drive	7540136		6931	Gen.	7540134		7330
223-3189 Blade	7540145		6488BR	Trans.	7540182	3810	6981
Drive; W/37" Belt O.C.	7540173	3370	6937	223-3268 Drive	7540124		6857
Drive; W/65" Belt O.C.	7540191		6865	Gen.	7540139		7380
223-3219 Blade	7540138	3500	6950	P.T.O.	7540165		6834
223-3220 Blade	7540147	3520	6952	223-3279 Blade	7540118		6963
Trans.; W/25" Belt O.C.	7540135		6925	Transaxle	7540937		6959
Trans.; W/31" Belt O.C.	7540136		6931	223-3289 P.T.O.	7540123		3V335
223-3221 Blade	7540127		6966	Transaxle	7540124		6857
Trans.; W/25" Belt O.C.	7540135		6925	223-3291 Blade	7540127		6966
Trans.; W/31" Belt O.C.	7540136		6931	Trans.	7540128		6935
223-3222 Blade	7540145		6488BR	223-3404 Blade	7540195		6854
Trans.; W/31" Belt O.C.	7540136		6931	Trans.	7540198		6451BR
Trans.; W/52" Belt O.C.	7540147	3520	6952	223-3406 Blade	7540145		6488BR
223-3230 Gen.	7540134		6733	Drive; W/37" Belt O.C.	7540173	3370	6937
Transaxle	7540112		6980	Drive; W/65" Belt O.C.	7540191		6865
223-3231 P.T.O.	7540123		3V335	223-3414 Blade	7540151		6967
Transaxle	7540124		6857	Trans.	7540191		6865
223-3233 Blade	7540107		6830	223-3426 Trans.	7540164	2630	6863
Trans.	7540936		6847	223-3427 Blade	7540188		6951
223-3234 Blade; W/50" Belt O.C.	7540138	3500	6950	Trans.	7540101		6517BR
Blade; W/52" Belt O.C.	7540147	3520	6952	223-3428 Blade	7540151		6967
Trans.; W/25" Belt O.C.	7540135		6925	Trans.	7540191		6865
Trans.; W/31" Belt O.C.	7540136		6931	223-7920 Blade	7540198		6451BR
Trans.; W/35" Belt O.C.	7540101		6517BR	Trans.	7540207		6842
223-3236 Blade	7540127		6966	223-7921 Blade	7540145		6488BR
Trans.; W/25" Belt O.C.	7540135		6925	Trans.	7540226		6551BR
Trans.; W/31" Belt O.C.	7540136		6931	223-7922 Blade	7540188		6951
223-3237; 223-3238 Blade	7540151		6967	Transaxle	7540136		6931
Trans.; W/31" Belt O.C.	7540136		6931	223-8020 Blade	7540198		6451BR
Trans.; W/50" Belt O.C.	7540138		6950	Trans.	7540207		6842
223-3241 Gen.	7540134		6733	223-8021 Blade	7540145		6488BR
Transaxle	7540112		6980	Trans.	7540226		6551BR
223-3247 Drive	7540124		6857	223-8022 Blade	7540188		6951
Gen.	7540139		7380	Transaxle	7540136		6931
P.T.O.	7540165		6834	223-8420 Blade	7540241		6494BR
223-3250 Blade	7540184		6852	Deck	7540264		6639BR
Deck	7540180		6510BR	Trans.	7540240		6511BR
Gen.	7540134		7330	223-8421 Blade	7540145		6488BR
Trans.	7540182	3810	6981	Trans.	7540266		6775BR
223-3251 Blade	7540107		6830	223-8521; 223-8541 V.S. To Trans.	7540281		6405BR
Trans.	7540936		6847				
223-3255 Blade	7540145		6488BR				

Lawn & Garden Equipment

Belts for Riding Mowers

Application	OEM No.	Standard Belts	Premium Belts
MTD PRODUCTS, INC. - Continued			
340-129; 360-129; 360-131; 360-508			
Blade	7540935	2310	6831
Trans.	7540936	2470	6847
380-131; 380-229; 390-508			
Blade	7540935	2310	6831
Trans.	7540111	2450	6845
443-36			
Trans.	7540936		6847
481-3762; 481-3812; 481-3879			
V.S. To Trans.	7540281		6405BR
643-0724			
Blade	7540107		6830
Trans.	7540936		6847
643-0761			
Blade	7540107		6830
643-762			
Blade	7540935	2310	6831
Trans.	7540936	2470	6847
643-0766			
Blade	7540118		6963
Trans.	7540937	3590	6959
643-0837			
Blade	7540107		6830
Trans.	7540936		6847
643-0838; 643-0839			
Blade	7540151		6967
Drive; W/31" Belt O.C.	7540136		6931
Drive; W/50" Belt O.C.	7540138	3500	6950
643-0840			
Blade	7540107		6830
Trans.	7540936		6847
643-0845; 643-0846			
Blade	7540145		6488BR
Trans.; W/31" Belt O.C.	7540136		6931
Trans.; W/52" Belt O.C.	7540147	3520	6952
643-0848; 643-0851			
Blade	7540138	3500	6950
643-0852			
Blade	7540107		6830
Trans.	7540111	2450	6845
643-0853; 643-0854			
Blade	7540127		6966
Trans.; W/25" Belt O.C.	7540135		6925
Trans.; W/31" Belt O.C.	7540136		6931
643-0855; 643-0856			
Blade	7540118		6963
Trans.	7540937	3590	6959
643-858			
Blade	7540138	3500	6950
Trans.	7540101		6517BR
643-0859; 643-0860			
Blade	7540118		6963
Trans.	7540937	3590	6959
643-0861			
Blade	7540147	3520	6952
Trans.; W/25" Belt O.C.	7540135		6925
Trans.; W/31" Belt O.C.	7540136		6931
643-0862; 643-0863			
Blade	7540127		6966
Trans.; W/25" Belt O.C.	7540135		6925
Trans.; W/31" Belt O.C.	7540136		6931
643-0864			
Blade	7540147	3520	6952
Trans.; W/25" Belt O.C.	7540135		6925
Trans.; W/31" Belt O.C.	7540136		6931
643-0865; 643-0866; 643-0868			
Blade	7540127		6966
Trans.; W/25" Belt O.C.	7540135		6925
Trans.; W/31" Belt O.C.	7540136		6931

Application	OEM No.	Standard Belts	Premium Belts
MTD PRODUCTS, INC. - Continued			
643-0869			
Blade	7540107		6830
Trans.	7540936		6847
643-0873; 643-0874			
Blade	7540127		6966
Trans.; W/25" Belt O.C.	7540135		6925
Trans.; W/31" Belt O.C.	7540136		6931
643-884			
Blade	7540138	3500	6950
Trans.	7540101		6517BR
643-2160; 643-2161			
Blade	7540127		6966
Trans.; W/25" Belt O.C.	7540135		6925
Trans.; W/31" Belt O.C.	7540136		6931
643-2163			
Blade	7540188		6951
Trans.	7540101		6517BR
643-2164			
Blade	7540107		6830
Trans.	7540936		6847
643-2165			
Blade	7540151		6967
Trans.	7540191		6865
643-2166			
Blade	7540145		6488BR
Drive; W/37" Belt O.C.	7540173	3370	6937
Drive; W/65" Belt O.C.	7540191		6865
643-2170			
Blade	7540138	3500	6950
Trans.	7540164	2630	6863
643-2171			
Blade	7540107		6830
Trans.	7540936		6847
643-2172			
Blade	7540935	2310	6831
Trans.	7540108	2460	6846
643-2173			
Blade	7540167		6964
Trans.	7540198		6451BR
643-2182			
Blade	7540138	3500	6950
Trans.	7540136		6931
643-2190			
Blade	7540145		6488BR
Trans.	7540127		6966
643-2191; 643-2192			
Blade	7540195		6854
Trans.	7540198		6451BR
643-4101			
Blade	7540184		6852
Deck	7540180		6510BR
Gen.	7540134		7330
P.T.O.	7540123		3V335
Trans.	7540124		6857
643-4102			
P.T.O.	7540123		3V335
Trans.	7540124		6857
643-4103; 643-4104			
Deck	7540113	3480	6948
Gen.	7540134		7330
Trans.	7540112	3800	6980
643-4105; 643-4106			
Blade	7540125		6428BR
Gen.	7540134		7330
P.T.O.	7540123		3V335
643-4107			
Blade	7540184		6852
Eng. To Deck	7540180		6510BR
Trans.	7540182	3810	6981

Belts for Riding Mowers

Application	OEM No.	Standard Belts	Premium Belts	Application	OEM No.	Standard Belts	Premium Belts
MTD PRODUCTS, INC. - Continued				MTD PRODUCTS, INC. - Continued			
643-4108				6287			
Starter/Gen.	7540134		7330	Blade	7540107		6830
Trans.	7540182	3810	6981	Trans.	7540936		6847
643-4110				6301; 6302			
Gen.	7540169		7355	Drive	7540124		6857
P.T.O.	7540165		6834	Gen.	7540139		7380
Trans.	7540124		6857	P.T.O.	7540165		6834
643-5106				6415			
P.T.O.	7540123		3V335	Blade	7540107		6830
Trans.	7540124		6857	Trans.	7540936		6847
643A-762; 643A-0850				6416			
Blade	7540935	2310	6831	Blade	7540138	3500	6950
Trans.	7540936	2470	6847	6417			
912-918				Blade	7540127		6966
P.T.O.	7540214		6850	Trans.; W/25" Belt O.C.	7540135		6925
1112H				Trans.; W/31" Belt O.C.	7540136		6931
Deck			6978	6418; 6419			
3261-01				Blade	7540151		6967
Blade	7540188		6951	Drive; W/31" Belt O.C.	7540136		6931
Drive; W/24" Belt O.C.	7540187	3240	6924	Drive; W/50" Belt O.C.	7540138	3500	6950
Drive; W/31" Belt O.C.	7540136		6931	6420			
3309-01; 3309-91				Trans.	7540182	3810	6981
Blade	7540198		6451BR	6421			
Trans.	7540207		6842	Drive	7540124		6857
3340-41				Gen.	7540139		7380
Blade; W/30" Blade	7540167		6964	P.T.O.	7540165		6834
Blade; W/36" Blade	7540279		6965	6473			
Transaxle	7540198		6451BR	Blade	7540188		6951
3341-01; 3342-01				Transaxle	7540101		6517BR
Blade	7540151		6967	6475			
Drive; W/31" Belt O.C.	7540136		6931	Blade	7540188		6951
Drive; W/50" Belt O.C.	7540138	3500	6950	Drive; W/24" Belt O.C.	7540187	3240	6924
3380-51				Drive; W/31" Belt O.C.	7540136		6931
V.S. To Trans.	7540281		6405BR	6490			
3383-01; 3383-91; 3384-91				Gen.	7540169		7355
Blade	7540145		6488BR	P.T.O.	7540165		6834
Trans.	7540226		6551BR	Trans.	7540124		6857
3386-4				6538			
Blade	7540145		6488BR	Blade	7540151		6967
Trans.	7540266		6775BR	Trans.	7540191		6865
3386-51				6544			
V.S. To Trans.	7540281		6405BR	Trans.	7540182	3810	6981
3441-01				6882			
Blade	7540230		6755BR	Blade	7540935	2310	6831
Trans.	7540245		6859	Trans.	7540936	2470	6847
Transaxle	7540255		6837	6885			
3441-51; 4144; 4173				Blade	7540935	2310	6831
V.S. To Trans.	7540281		6405BR	Trans.	7540111	2450	6845
4187-41				7109A78			
P.T.O.	7540234		6841	Blade	7540151		6967
4259				7112A78			
V.S. To Trans.	7540281		6405BR	Blade	7540145		6488BR
6113				7115A78			
Blade	7540138	3500	6950	Blade; W/52" Belt O.C.	7540229		6852
6132				Blade; W/74" Belt O.C.	7540293		6501BR
Blade	7540107		6830	7360			
Trans.	7540936		6847	Blade	7540935	2310	6831
6133				Trans.	7540936	2470	6847
Blade	7540138	3500	6950	7390			
6134				Blade	7540935	2310	6831
Blade	7540127		6966	Trans.	7540111	2450	6845
Trans.; W/25" Belt O.C.	7540135		6925	7395			
Trans.; W/31" Belt O.C.	7540136		6931	Blade	7540118		6963
6200; 6201				Transaxle	7540115		6961
P.T.O.	7540123		3V335	13327-9; 13357-9			
Trans.	7540124		6857	Eng. To Deck	7540355		6448BR
6210; 6211				13565-7; 13565-8; 13619S			
Gen.	7540134		7330	Blade - Right	7540271		6557BR
Trans.	7540112	3800	6980	Eng. To V.S.	7540280		6447BR
				V.S. To Trans.	7540281		6405BR

Belts for Riding Mowers

Lawn & Garden Equipment

Application	OEM No.	Standard Belts	Premium Belts	Application	OEM No.	Standard Belts	Premium Belts
MTD PRODUCTS, INC. - Continued				MTD PRODUCTS, INC. - Continued			
13637-8; 13637-9				1362694G			
Eng. To Deck; W/38" Deck	7540329		6630BR	Eng. To Deck	7540371A		6402BR
13649C				1363694H			
Blade - Right	7540271	6557BR		Cross Deck	7540440		6477BR
Eng. To V.S.	7540280	6447BR		Eng. To Deck	7540439		6406BR
V.S. To Trans.	7540281	6405BR		1366693G			
13655-7; 13655-8; 13655-9; 13665-7; 13665-8; 13665-9				Eng. To Deck	7540371A		6402BR
Eng. To Deck; W/38" Deck	7540329		6630BR	1463834P			
13735-9; 13765-9				Cross Deck	7540291A		6641BR
Cross Deck	7540349		6637BR	Drive	7540435		A72
14815-9				Eng. To Deck	7540364		6482BR
Cross Deck	7540349		6637BR	1465828P			
Eng. To V.S.	7540358		6419BR	Cross Deck	7540291A		6641BR
19806-8				Eng. To Deck	7540364		6482BR
Cross Deck	7540349		6637BR	Eng. To V.S.	7540358		6419BR
19993C; 19993S				V.S. To Trans.	7540362		6947
Cross Deck	7540197		6604BR	FC106			
50041				Trans.	7540182	3810	6981
Blade	7540188	6951		FC166			
Trans.	7540101	6517BR		P.T.O.	7540165		6834
50467				Trans.	7540124	2570	6857
Blade	7540167	6964		FC506			
Trans.	7540198	6451BR		Blade	7540107		6830
50637				Trans.	7540936		6847
Blade	7540241	6494BR		FC525			
Deck	7540264	6639BR		Blade	7540195		6854
Trans.	7540240	6511BR		Trans.	7540198		6451BR
50638				FC526			
Drive	7540151	6967		Blade	7540188		6951
50639				Trans.	7540101		6517BR
Blade	7540145	6488BR		FC805			
Trans.	7540266	6775BR		Blade	7540167		6964
50641				Trans.	7540198		6451BR
Trans.; W/40" Belt O.C.	7540244	6840		FC806			
Trans.; W/59" Belt O.C.	7540245	6859		Blade	7540151		6967
50723				Drive; W/31" Belt O.C.	7540136		6931
Blade	7540151	6967		Drive; W/50" Belt O.C.	7540138	3500	6950
Trans.	7540191	6865		FC826			
50741				Blade	7540195		6854
Blade	7540188	6951		Trans.	7540198		6451BR
Trans.	7540101	6517BR		FC830			
50747				Blade	7540198		6451BR
Blade	7540167	6964		Trans.	7540207		6842
Trans.	7540198	6451BR		FC834			
50748				Blade	7540151		6967
Blade	7540151	6967		Drive; W/31" Belt O.C.	7540136		6931
Drive; W/31" Belt O.C.	7540136	6931		Drive; W/50" Belt O.C.	7540138	3500	6950
Drive; W/50" Belt O.C.	7540138	6950	3500	FC1005; FC1006			
50749				Blade	7540145		6488BR
Blade	7540195	6854		Drive; W/37" Belt O.C.	7540173	3370	6937
Trans.	7540198	6451BR		Drive; W/65" Belt O.C.	7540191		6865
50754; 50755				FC1038; FC1138			
Blade	7540145	6488BR		Blade	7540145		6488BR
Trans.	7540226	6551BR		Trans.	7540226		6551BR
50840				FC1144			
Blade	7540195	6854		Drive	7540245		6859
Trans.	7540198	6451BR		Transaxle	7540243		6846
50842				FC1660			
Blade	7540151	6967		Gen.	7540169		3V355
Trans.	7540191	6865		P.T.O.	7540165		6834
1340675G				K3904			
Deck	7540371A		6402BR	Drive	7540164	2630	6863
Eng.	7540280		6447BR	K3909			
Trans.	7540370		6439BR	Blade	7540105		6830
1361614G				Trans.	7540111	2450	6845
Eng. To Deck	7540371A		6402BR	K3954			
Eng. To V.S.	7540280		6447BR	Drive	7540164	2630	6863
V.S. To Trans.	7540370		6439BR	K4024			
				Blade	7540188		6951
				Drive	7540136		6931

Belts for Riding Mowers

Application	OEM No.	Standard Belts	Premium Belts	Application	OEM No.	Standard Belts	Premium Belts
MTD PRODUCTS, INC. - Continued				MTD PRODUCTS, INC. - Continued			
K4150				TMO33907B			
Blade	7540147	3520	6952	Deck	7540145A		6488BR
Trans.; W/25" Belt O.C.	7540135		6925	Eng. To V.S.	7540280		6447BR
Trans.; W/31" Belt O.C.	7540136		6931	V.S. To Trans.	7540281		6405BR
K4200				TMO33909B			
Blade	7540127		6966	Deck	7540145		6488BR
Trans.; W/25" Belt O.C.	7540135		6925	Trans.	7540266		6775BR
Trans.; W/31" Belt O.C.	7540136		6931	TMO33918A			
K4204				Deck	7540145A		6488BR
Belt	7540127		6966	Trans.	7540266		6775BR
K4300; K4304				TMO-339612; TMO-3100002			
Blade	7540127		6966	Eng. To Deck	7540371A		6402BR
Trans.; W/25" Belt O.C.	7540135		6925	TMO-3101805			
Trans.; W/31" Belt O.C.	7540136		6931	Eng. To Deck	7540371A		6402BR
K4600				Trans.	7540441		6417BR
Blade	7540118		6963	TMO-3103203; TMO-3104204			
Trans.	7540937	3590	6959	Eng. To Deck	7540371A		6402BR
K4604				TMO-3204205			
Blade	7540118		6963	Eng. To Deck	7540371A		6402BR
Trans.; W/52" Belt O.C.	7540147	3520	6952	Trans.	7540441		6417BR
Trans.; W/59" Belt O.C.	7540937	3590	6959	TMO-3204601			
K4700				Eng. To Deck	7540439		6406BR
Blade	7540118		6963	Trans.	7540441		6417BR
Trans.	7540937	3590	6959	TMO-3250008			
K4704				Eng. To Deck	7540371A		6402BR
Belt	7540127		6966	TMO-3304602			
K6698				Cross Deck	7540349		6637BR
Blade	7540112	3800	6980	TMO-3399006			
Trans.	7540113	3480	6948	Eng. To V.S.	7540358		6419BR
K9604				TMO-3400005; TMO-3500006			
P.T.O.	7540165		6834	Trans.	7540441		6417BR
MS3-412				TMO-3510003; TMO-3600007			
Blade	7540138	3500	6950	Eng. To Deck	7540439		6406BR
Trans.	7540101		6517BR	Z4205			
MS6-650; MS6-660				Eng. To Variator	7540135		6925
Trans.	7540112	3800	6980	Variator To Trans.	7540136		6931
MS380				Z4655			
Blade	7540138	3500	6950	Blade	7540151		6967
MTD7111A68; MTD7114A68				Drive; W/31" Belt O.C.	7540136	3500	6931
Deck	7540145A		6488BR	Drive; W/50" Belt O.C.	7540138		6950
Eng. To V.S.	7540280		6447BR	Z7605			
V.S. To Trans.	7540281		6405BR	Starter/Gen.	7540134		7330
P3605				Trans.	7540182	3810	6981
Blade	7540107		6830	Z9605			
Trans.	7540936		6847	P.T.O.	7540165		6834
P4355				Trans.	7540124	2570	6857
Blade	7540127		6966	MURRAY			
Trans.; W/25" Belt O.C.	7540135		6925	0-2503; 0-2512; 0-2513; 0-2523; 0-3013; 0-3033			
Trans.; W/31" Belt O.C.	7540136		6931	Blade	37X36		6855
R3605; R3606; R3607				Trans.	37X6		6837
Blade	7540107		6830	0-3213; 0-3223; 0-3233			
Trans.	7540936		6847	Blade	37X8		6862
R4355; R4356				Trans.; W/37" Belt O.C.	37X6		6837
Blade	7540127		6966	Trans.; W/44" Belt O.C.	37X9		6844
Trans.; W/25" Belt O.C.	7540135		6925	0-3656; 0-3666; 0-3667; 0-3687; 0-3697			
Trans.; W/31" Belt O.C.	7540136		6931	Cross Deck			6846
R4978; R4979				Eng. To Deck	21649		6449BR
Blade	7540145		6488BR	Trans.	21615		6895
Trans.	7540226		6551BR	0-4166			
R4997				Deck	23749		6899
Blade	7540145		6488BR	Right Angle Drive	23853		A41
Drive; W/37" Belt O.C.	7540173	3370	6937	Trans.	23098		6793BR
Drive; W/65" Belt O.C.	7540191		6865	0-4169			
R5258				Right Angle Drive	23072		6843
Blade	7540195		6854	Trans.	23098		6793BR
Trans.	7540198		6451BR	0-4266			
R8109				Blade	23748		6862
Drive	7540245		6859	Cross Drive	23749		6899
Transaxle	7540243		6846	Trans.	23098		6793BR

Belts for Riding Mowers

Application	OEM No.	Standard Belts	Premium Belts
MURRAY - Continued			
1-2503; 1-2513			
Blade	37X36		6855
Trans.	20716		6837
1-3013; 1-3033			
Blade	37X2		6848
Trans.; W/37" Belt O.C.	37X6		6837
Trans.; W/41" Belt O.C.	20555		6841
1-3213; 1-3233			
Blade	37X8		6862
Trans.; W/37" Belt O.C.	21706		6837
Trans.; W/44" Belt O.C.	37X9		6844
1-3613; 1-3633			
Blade	20558		6864
Trans.	37X6		6837
1-25010; 1-25030; 1-25130			
Blade	37X36		6855
Trans.	20716		6837
1-30150			
Blade	21649		6449BR
Trans.	37X6		6837
1-30334			
Blade	37X34		6877
Drive	37X27		6434BR
1-30350			
Blade	21649		6449BR
Trans.	37X6		6837
1-36334			
Blade	37X27		6434BR
Drive	37X27		6434BR
1-36336; 1-36337			
Blade	37X27		6434BR
1-36358			
Blade	37X27		6434BR
Drive	37X35		6713BR
1-36670; 1-36970			
Blade; W/55" Belt O.C.	37X12		6449BR
Blade; W/59" Belt O.C.	37X24		6859
Cross Drive	37X3		6846
Drive	37X11		6452BR
1-41660			
Drive	37X15		6862
Right Angle Drive	37X23		6843
1-41690			
Eng. To J.S.	37X15		6862
Trans.	37X14		6843
1-42000			
Cross Drive	37X22		6642BR
1-42660			
Trans.; W/43" Belt O.C.	37X23		6843
Trans.; W/62" Belt O.C.	37X15		6862
Trans.; W/99" Belt O.C.	37X22		6642BR
1-43660			
Cross Drive	37X22		6642BR
Deck	37X34		6877
2-2513			
Blade	37X36		6855
Trans.	20716		6837
2-3013; 2-3043			
Blade	37X2		6848
Trans.; W/37" Belt O.C.	20716		6837
Trans.; W/41" Belt O.C.	37X1		6841
2-3052			
Trans.	37X38		6425BR
2-3063			
Blade	37X2		6848
Trans.; W/37" Belt O.C.	20716		6837
Trans.; W/41" Belt O.C.	37X1		6841
2-3233			
Blade	21058		6863
Trans.; W/37" Belt O.C.	20716		6837

Application	OEM No.	Standard Belts	Premium Belts
MURRAY - Continued			
2-3233 - Continued			
Trans.; W/44" Belt O.C.	21059		6844
2-5517X10A			
Blade	37X12		6449BR
Trans.	37X65		6453BR
2-6503			
Blade	37X39		6601BR
Deck	37X27		6434BR
Trans.	37X35		6713BR
2-6504			
Blade	37X39		6601BR
Deck	37X27		6434BR
2-24042			
Blade	37X21		6451BR
2-25020; 2-25130			
Blade	37X36		6855
Trans.	20716		6837
2-25501; 2-25502			
Blade; W/50" Belt O.C.	37X37		6850
Blade; W/55" Belt O.C.	37X36		6855
Trans.	37X38		6425BR
2-31501			
Deck	37X34		6877
Drive	37X27		6434BR
2-36503; 2-36504; 2-36510			
Blade	37X39		6601BR
Drive	37X35		6713BR
2-39003; 2-39004			
Blade	37X21		6451BR
3-0502; 3-0533			
Eng. To Deck	37X57		6498BR
Trans.	37X38		6425BR
3-2503; 3-2513			
Blade	37X36		6855
Trans.	20716		6837
3-3013; 3-3043; 3-3063			
Blade	37X2		6848
Trans.; W/37" Belt O.C.	20716		6837
Trans.; W/41" Belt O.C.	37X1		6841
3-3233			
Blade; W/44" Belt O.C.	21059		6844
Blade; W/63" Belt O.C.	21058		6863
Deck	21508		6863
Trans.; W/37" Belt O.C.	20716		6837
Trans.; W/44" Belt O.C.	21059		6844
3-3502			
Blade	37X37		6850
Trans.; W/40" Belt O.C.	37X38		6425BR
Trans.; W/55" Belt O.C.	37X36		6855
3-3633			
Blade	20558		6864
Trans.; W/37" Belt O.C.	20716		6837
Trans.; W/46" Belt O.C.			6846
3-3666			
Blade			6846
Deck	21649		6449BR
Trans.	21615		6895
3-6509			
Drive	37X31		6893
3-24012			
Deck	37X37		6850
Trans.	37X38		6425BR
3-25501; 3-25502			
Blade	37X36		6855
Traction	37X38		6425BR
3-30501; 3-30502; 3-30507; 3-30702			
Deck	37X37		6850
Trans.	37X38		6425BR
3-31704			
Blade	37X34		6877

Belts for Riding Mowers

Application	OEM No.	Standard Belts	Premium Belts	Application	OEM No.	Standard Belts	Premium Belts
MURRAY - Continued				MURRAY - Continued			
3-31704 - Continued				4-36202 - Continued			
Drive; W/50" Belt O.C.	37X37		6850	Eng. To J.S.	23882		A57
Drive; W/83" Belt O.C.	37X27		6434BR	Trans.	37X11		6452BR
3-36202				4-36506			
Blade; W/46" Belt O.C.	37X3		6846	Deck	37X27		6434BR
Blade; W/59" Belt O.C.	37X24		6859	Trans.	37X35		6713BR
Drive	37X11		6452BR	4-36508			
Eng. To Deck	37X24		6859	Trans.	37X35		6713BR
Trans.	37X11		6452BR	4-39003; 4-39004			
3-36506				Blade	37X40		6451BR
Transaxle	37X45		6490BR	Cross Drive	37X22		6642BR
3-36508				4-40700			
Blade; W/Kevlar Belt	37X27		6434BR	Transaxle	37X45		6490BR
Blade; W/O Kevlar Belt	37X39		6601BR	4-42204			
Drive	37X35		6713BR	Drive	37X11		6452BR
Transaxle	37X45		6490BR	5-2503; 5-2513; 5-2519			
3-36509				Blade; W/37" Belt O.C.	20716		6837
Blade	37X27		6434BR	Blade; W/56" Belt O.C.	20717		6856
Drive	37X35		6713BR	5-3013; 5-3033; 5-3043; 5-3063			
3-36523				Blade; W/41" Belt O.C.	20555		6841
Blade	37X39		6601BR	Blade; W/48" Belt O.C.	37X2		6848
3-36528				Deck	20556		6848
Transaxle	37X45		6490BR	Trans.; W/37" Belt O.C.	20716		6837
3-325501; 3-325502				Trans.; W/41" Belt O.C.	37X1		6841
Blade	37X36		6855	5-3233			
Traction	37X38		6425BR	Blade; W/46" Belt O.C.	37X3		6846
4-2503; 4-2513				Blade; W/63" Belt O.C.	21058		6863
Blade; W/55" Belt O.C.	37X36		6855	Deck	37X12		6449BR
Blade; W/56" Belt O.C.	20717		6856	Trans.; W/37" Belt O.C.	20716		6837
Trans.	20716		6837	Trans.; W/44" Belt O.C.	21059		6844
4-3013; 4-3033; 4-3043; 4-3063				Trans.; W/95" Belt O.C.	37X11		6452BR
Blade; W/41" Belt O.C.	20555		6841	5-3643			
Blade; W/48" Belt O.C.	37X2		6848	Blade; W/46" Belt O.C.			6846
Deck	20556		6848	Blade; W/55" Belt O.C.	37X12		6449BR
Trans.; W/37" Belt O.C.	20716		6837	Cross Drive	37X3		6846
Trans.; W/41" Belt O.C.	37X1		6841	Deck	21649		6449BR
4-3233				Drive	37X10		6885
Blade	21058		6863	Trans.	21614		6885
Trans.; W/37" Belt O.C.	20716		6837	5-3663			
Trans.; W/44" Belt O.C.	21059		6844	Blade	37X12		6449BR
4-3273; 4-3293				Cross Drive	37X3		6846
Blade	21049		6855	Drive	37X10		6885
Trans.; W/44" Belt O.C.	21059		6844	5-3666			
Trans.; W/85" Belt O.C.	21614		6885	Blade	37X12		6449BR
4-3673; 4-3693				Cross Drive	37X3		6846
Blade	21649		6449BR	Deck	37X12		6449BR
Trans.; W/46" Belt O.C.			6846	Transaxle	37X11		6452BR
Trans.; W/85" Belt O.C.	21614		6885	5-3667; 5-3696; 5-3697			
4-3696; 4-3697				Blade			6846
Blade	37X3		6846	Cross Drive	37X3		6846
Cross Drive	37X3		6846	Deck	37X12		6449BR
Deck	37X12		6449BR	Transaxle	37X11		6452BR
Trans.	37X11		6452BR	5-25501			
4-24036				Blade	37X12		6449BR
Blade	37X24		6859	Traction	37X38		6425BR
Cross Drive	37X3		6846	5-25502			
4-24042				Blade	37X50		6854
Blade; W/11 H.P. Eng.	37X21		6451BR	Traction	37X38		6425BR
Blade; W/16, 18 H.P. Eng.	37X40		6451BR	5-30502			
Cross Drive	37X22		6642BR	Trans.	37X38		6425BR
4-25501				5-30702; 5-30705			
Deck	37X36		6855	Blade	37X50		6854
4-30501; 4-30502; 4-30702				Traction; W/40" Belt O.C.	37X38		6425BR
Blade	37X50		6854	Traction; W/50" Belt O.C.	37X37		6850
Trans.	37X38		6425BR	5-31704			
4-31704				Blade	37X24		6859
Blade	37X34		6877	Deck	37X34		6877
Drive	37X27		6434BR	Drive	37X27		6434BR
4-36202				5-36506			
Blade	37X24		6859	Blade	37X43		6601BR
Cross Drive	37X3		6846	Deck	37X43		6601BR

Belts for Riding Mowers

Application	OEM No.	Standard Belts	Premium Belts
MURRAY - Continued			
5-36506 - Continued			
Drive	37X55		6891
5-36508			
Deck	37X43	6601BR	
Drive	37X55		6891
5-36508X4			
Blade	37X43	6601BR	
Deck	37X43	6601BR	
Drive	37X55		6891
5-36523			
Drive	37X55		6891
Eng. To Deck	37X43	6601BR	
5-36528			
Eng. To Deck	37X43	6601BR	
5-38205; 5-38206			
Blade	37X40	6451BR	
Cross Drive	37X22	6642BR	
Deck	37X22	6642BR	
Drive	37X11	6452BR	
5-39004			
Blade	37X40	6451BR	
Cross Drive	37X22	6642BR	
Deck	37X22	6642BR	
Eng. To Trans.	37X11	6452BR	
5-40700; 5-40701			
Blade	37X40	6451BR	
Deck	37X40	6451BR	
6-2503; 6-2513			
Blade; W/37" Belt O.C.	20716	6837	
Blade; W/56" Belt O.C.	20717	6856	
Trans.	20716	6837	
6-3013; 6-3033; 6-3043; 6-3063			
Blade	37X2	6848	
Deck	20556	6848	
Trans.; W/37" Belt O.C.	20716	6837	
Trans.; W/41" Belt O.C.	20555	6841	
6-3233			
Blade; W/44" Belt O.C.	21059	6844	
Blade; W/63" Belt O.C.	21058	6863	
Deck	21058	6863	
Trans.; W/37" Belt O.C.	20716	6837	
Trans.; W/44" Belt O.C.	21059	6844	
6-3643; 6-3663			
Blade; W/46" Belt O.C.		6846	
Blade; W/55" Belt O.C.	37X12	6449BR	
Cross Drive	37X3	6846	
Deck	21649	6449BR	
Drive	37X10	6885	
Trans.	21614	6885	
6-3666; 6-3667			
Blade; W/46" Belt O.C.		6846	
Blade; W/55" Belt O.C.	37X12	6449BR	
Cross Drive	37X3	6846	
Deck	21649	6449BR	
Trans.	21615	6895	
Transaxle	37X11	6452BR	
6-3696			
Blade	37X12	6449BR	
Cross Drive	37X3	6846	
Deck	37X12	6449BR	
Transaxle	37X11	6452BR	
6-3697			
Blade; W/46" Belt O.C.		6846	
Blade; W/55" Belt O.C.	37X12	6449BR	
Cross Drive	37X3	6846	
Deck	21649	6449BR	
Trans.	21615	6895	
Transaxle	37X11	6452BR	
6-22501			
Deck	37X12	6449BR	
Trans.	37X38	6425BR	

Application	OEM No.	Standard Belts	Premium Belts
MURRAY - Continued			
6-25501			
Blade	37X12		6449BR
Traction	37X38		6425BR
6-25502			
Blade	37X57		6498BR
Trans.	37X38		6425BR
6-030502			
Deck	37X57		6498BR
Trans.	37X38		6425BR
6-30502X4			
Blade	37X57		6498BR
Deck	37X57		6498BR
Trans.	37X38		6425BR
6-30526X			
Blade	37X51		6376
6-30702; 6-30702X4			
Blade	37X57		6498BR
Deck	37X57		6498BR
Trans.	37X38		6425BR
6-30704			
Eng. To Deck	37X57		6498BR
Trans.	37X38		6425BR
6-30705			
Blade	37X57		6498BR
Deck	37X57		6498BR
Trans.	37X38		6425BR
6-31704			
Blade	37X34		6877
Deck	37X34		6877
Trans.	37X27		6434BR
6-36506			
Deck	37X43		6601BR
6-36508			
Deck	37X43		6601BR
Eng. To Trans.	37X45		6490BR
6-36508X4			
Blade	37X43		6601BR
Deck	37X43		6601BR
Trans.	37X55		6891
6-36534			
Eng. To Deck	37X43		6601BR
6-38205; 6-38211			
Cross Drive	37X22		6642BR
Deck	37X22		6642BR
Eng. To Deck	37X40		6451BR
Trans.	37X11		6452BR
6-39004			
Blade	37X40		6451BR
Cross Drive	37X22		6642BR
Deck	37X22		6642BR
Eng. To Deck	37X40		6451BR
Eng. To Trans.	37X26		6463BR
7-2503; 7-2513			
Blade; W/37" Belt O.C.	20716		6837
Blade; W/56" Belt O.C.	20717		6856
Trans.	20716		6837
7-3013; 7-3033			
Blade; W/41" Belt O.C.	20555		6841
Blade; W/48" Belt O.C.	37X2		6848
Deck	20556		6848
Trans.; W/37" Belt O.C.	20716		6837
Trans.; W/41" Belt O.C.	37X1		6841
7-3643			
Blade	37X12		6449BR
Cross Drive	37X3		6846
Drive	37X10		6885
7-3666; 7-3667; 7-3697			
Blade	37X12		6449BR
Cross Drive	37X3		6846
Deck	37X12		6449BR
Transaxle	37X11		6452BR

Belts for Riding Mowers

Application	OEM No.	Standard Belts	Premium Belts	Application	OEM No.	Standard Belts	Premium Belts
MURRAY - Continued				MURRAY - Continued			
7-4297				8-4169X58			
Blade	23214		6859	Drive	37X40		6451BR
Cross Drive	23223		6895	8-4297			
Drive	37X11		6452BR	Cross Drive	23749		6899
7-25501				Drive	37X11		6452BR
Deck	37X12		6449BR	8-6506; 8-6508			
Trans.	37X38		6425BR	Blade	37X43		6601BR
7-30502; 7-30502X92				Trans.	37X45		6490BR
Deck	37X57		6498BR	8-24560			
Trans.	37X38		6425BR	Belt; W/30" Deck	37X40		6451BR
7-31515				Cross Drive	37X22		6642BR
Deck	37X27		6434BR	Snow Thrower Attachment; W/43" Belt			
Drive	37X27		6434BR	O.C.	11483		6943
Trans.	37X59		6672BR	Snow Thrower Attachment; W/76" Belt			
7-35500				O.C.			6876
Drive	37X38		6425BR	8-25500			
7-36506				Drive	37X38		6425BR
Deck	37X43		6601BR	8-25501; 8-25557			
7-36508				Blade	37X12		6449BR
Blade	37X43		6601BR	Traction	37X38		6425BR
Deck	37X43		6601BR	8-30502			
Drive	37X45		6490BR	Drive	37X38		6425BR
7-36557				Eng. To Deck	37X57		6498BR
Blade	37X43		6601BR	Trans.	37X38		6425BR
7-36560				8-30502X5			
Blade	37X43		6601BR	Blade	37X57		6498BR
Deck	37X43		6601BR	Traction	37X38		6425BR
Drive	37X45		6490BR	8-30532X34			
7-38211; 7-38219; 7-38222				Eng. To Deck	37X57		6498BR
Cross Drive	37X22		6642BR	Trans.	37X38		6425BR
Deck	37X40		6451BR	8-31518			
Trans.	37X11		6452BR	Traction	37X29		6739
7-39004				8-31583			
Cross Drive	37X22		6642BR	Blade	37X59		6672BR
Deck	37X40		6451BR	Drive	37X27		6434BR
Drive	37X40		6451BR	8-35500			
Trans.	37X26		6463BR	Drive	37X38		6425BR
7-40713				8-36506			
Deck	37X40		6451BR	Blade	37X43		6601BR
Drive	37X40		6451BR	Drive	37X55		6891
Variator To Trans.	37X48		6873	8-36506X			
8-21X15; 8-21X22				Blade	37X43		6601BR
Cross Drive	37X22		6642BR	Trans.	37X55		6891
Trans.	37X11		6452BR	8-36508			
Belt; W/30" Deck	37X40		6451BR	Blade	37X43		6601BR
8-365X27				Drive	37X55		6891
Blade	37X43		6601BR	8-36557			
Trans.	37X55		6891	Blade	37X43		6601BR
8-366X31				Drive	37X43		6601BR
Blade	37X43		6601BR	8-36561X; 8-36563X			
Trans.	37X45		6490BR	Blade	37X43		6601BR
8-2503; 8-2513; 8-2523				Trans.	37X45		6490BR
Blade; W/37" Belt O.C.	20716		6837	8-36566			
Blade; W/56" Belt O.C.	20717		6856	Blade	37X43		6601BR
Trans.	20716		6837	Drive	37X43		6601BR
8-3013; 8-3033				Trans.	37X45		6490BR
Trans.	20716		6837	8-36566X31			
8-3643				Eng. To Deck	37X43		6601BR
Cross Drive	37X3		6846	8-36568			
Deck	37X12		6449BR	Blade	37X43		6601BR
Drive	23347		6882	Trans.	37X45		6490BR
Trans.	37X18		6882	8-36569X34; 8-36570X34			
8-3662; 8-3666; 8-3667; 8-3697				Blade	37X43		6601BR
Cross Drive	37X3		6846	Drive	37X55		6891
Deck	37X12		6449BR	8-38208X17			
Drive	37X11		6452BR	Blade	37X40		6451BR
Trans.	37X5		6837	8-38211; 8-38219			
8-4169				Cross Drive	37X22		6642BR
Drive	23098		6793BR	Deck	37X40		6451BR
Right Angle Drive	23072		6843	Trans.	37X11		6452BR

Lawn & Garden Equipment

Belts for Riding Mowers

Application	OEM No.	Standard Belts	Premium Belts	Application	OEM No.	Standard Belts	Premium Belts
MURRAY - Continued				MURRAY - Continued			
8-38222				9-30553			
Cross Drive	37X11		6452BR	Blade	37X57		6498BR
Deck	37X22		6642BR	9-35500			
Drive	37X11		6452BR	Blade	37X38		6425BR
8-38222X27				Drive	37X38		6425BR
Belt; W/30" Deck	37X40		6451BR	9-36600			
8-39004				Drive	37X61		6452BR
Blade	37X40		6451BR	Traction	37X61		6452BR
Cross Drive; W/95" Belt O.C.	37X11		6452BR	9-38211; 9-38219			
Cross Drive; W/47" Belt O.C.	37X66		6475BR	Cross Drive	37X22		6642BR
Deck	37X22		6642BR	Deck	37X40		6451BR
Drive; W/42" Deck; W/4-Speed Drive ..	37X26		6463BR	Drive	37X11		6452BR
8-40713				9-38600; 9-38601; 9-38602; 9-38608; 9-38620			
Deck	37X40		6451BR	Traction	37X61		6452BR
8-40715; 8-40719X				9-40622			
Deck	37X40		6451BR	Deck	37X62		6400BR
Trans.	37X45		6490BR	Trans.	37X61		6452BR
9-2501				9-305029			
Blade	20717		6856	Blade	37X57		6498BR
Trans.	20715		6837	Drive	37X38		6425BR
9-2502; 9-2503; 9-2504; 9-2513; 9-2523				28-5250			
Blade; W/37" Belt O.C.	20716		6837	Deck	37X62		6400BR
Blade; W/56" Belt O.C.	20717		6856	44-20014			
Trans.	20716		6837	Motion Drive	37X65		6453BR
9-3013; 9-3033				44-20032			
Blade	37X12		6449BR	Motion Drive	37X61		6452BR
Transaxle	37X6		6837	Mower Drive	37X75		6407BR
9-3653				44-20040			
Blade	21649		6449BR	Deck	37X70		6603BR
Cross Drive	37X3		6846	Drive	37X61		6452BR
Drive	23347		6882	44-20163			
9-3662; 9-3666; 9-3667; 9-3697				Deck	300680		6555BR
Blade	21649		6449BR	Drive	57214		6775BR
Cross Drive	37X3		6846	44-20236			
Drive	37X11		6452BR	Motion Drive	37X61		6452BR
9-4166				44-20252			
Drive	23098		6793BR	Deck	58170		6675BR
Right Angle Drive	23853		A41	44-20553			
9-4169				Deck	300680		6555BR
Drive	23098		6793BR	Drive	326932		6876
Right Angle Drive	23072		6843	81-25010			
9-4297				Blade	37X7		6856
Cross Drive	23749		6899	Trans.	37X5		6837
Drive	37X11		6452BR	81-25030			
9-24838				Blade	37X7		6856
Blade	37X57		6498BR	Trans.	37X6		6837
Traction	37X38		6425BR	81-25130			
9-25501				Blade	37X7		6856
Blade	37X12		6449BR	81-30150			
Drive	37X38		6425BR	Blade	37X12		6449BR
Traction	37X38		6425BR	Trans.	37X5		6837
9-25501C; 9-25502				81-30334			
Blade	37X12		6449BR	Blade; W/30" Deck	37X34		6877
Drive	37X38		6425BR	Blade; W/36" Deck	37X39		6601BR
9-30502				Drive	37X27		6434BR
Eng. To Deck	37X57		6498BR	81-30336; 81-30337; 81-30338			
Trans.	37X38		6425BR	Blade; W/30" Deck	37X34		6877
9-30502C; 9-30502D				Blade; W/36" Deck	37X39		6601BR
Blade	37X57		6498BR	81-30350			
Drive	37X38		6425BR	Blade	37X12		6449BR
9-30532				Trans.	37X5		6837
Eng. To Deck	37X57		6498BR	81-36334			
Trans.	37X38		6425BR	Drive	37X27		6434BR
9-30533				81-36336; 81-36337			
Blade	37X57		6498BR	Blade	37X27		6434BR
Drive	37X38		6425BR	Drive	37X31		6893
Eng. To Deck	37X57		6498BR	Trans.	37X31		6893
Traction	37X38		6425BR	81-36358			
Trans.	37X38		6425BR	Drive	37X35		6713BR

Belts for Riding Mowers

Application	OEM No.	Standard Belts	Premium Belts	Application	OEM No.	Standard Belts	Premium Belts
MURRAY - Continued				MURRAY - Continued			
81-36670; 81-36970				3202-15; 3402-05; 3402-15			
Cross Drive	37X3		6846	Deck	48044		6454BR
Deck; W/55" Belt O.C.	37X12		6449BR	3666; 3667			
Deck; W/58 1/2" Belt O.C.	37X24		6859	Blade; W/46" Belt O.C.			6846
Trans.	37X11		6452BR	Blade; W/55" Belt O.C.	21649		6449BR
81-40690				Blade; W/56" Belt O.C.	20717		6856
Trans.	37X26		6463BR	Trans.	21615		6895
81-41660				3697			
Drive	37X15		6862	Blade			6846
Right Angle Drive	37X23		6843	Blade To Deck	21649		6449BR
Trans.	37X15		6862	Cross Drive	20555		6841
81-42000; 81-42600				Deck	21649		6449BR
Blade	37X21		6451BR	Trans.	21615		6895
Cross Deck	37X22		6642BR	4060AX8A; 4060X8B			
81-42660				Deck	37X62		6400BR
Drive	37X15		6862	Drive	37X61		6452BR
81-43660				8880			
Blade	37X21		6451BR	Motion Drive	37X61		6452BR
Cross Drive	37X22		6642BR	8880A; 8880B			
Trans.	37X26		6463BR	Cross Deck	37X66		6475BR
81-363334				Deck	37X70		6603BR
Blade	37X27		6434BR	Drive	37X61		6452BR
Trans.	37X27		6434BR	8897C			
82-42660				Deck	300680		6555BR
Right Angle Drive	37X23		6843	Drive	54758		6551BR
Trans.	37X15		6862	8906			
93-6052-0				Motion Drive	37X65		6453BR
Deck	37X12		6449BR	8917			
Motion Drive	37X65		6453BR	Motion Drive	37X61		6452BR
93-6084-3; 93-6107-2; 93-6115-5				Mower Drive	37X62		6400BR
Motion Drive	37X65		6453BR	8921			
93-7117-0				Cross Deck	37X66		6475BR
Deck	300680		6555BR	Deck	37X70		6603BR
Drive	57214		6775BR	Drive	37X61		6452BR
822-096				8940			
Motion Drive	37X65		6453BR	Motion Drive	37X61		6452BR
822-111				Mower Drive	37X62		6400BR
Cross Deck	37X66		6475BR	25500X92A			
Deck; Model No. 46620X15C	37X70		6603BR	Deck	37X12		6449BR
Drive	37X61		6452BR	Motion Drive	37X65		6453BR
822-114				25511X1A			
Deck	37X63		6601BR	Deck	37X12		6449BR
Drive	37X61		6452BR	Eng. To Trans.	37X65		6453BR
822-144				25511X1B			
Motion Drive	37X81		6690BR	Deck	37X12		6449BR
850-484C				Motion Drive	37X65		6453BR
Deck	300680		6555BR	25511X1C; 25511X1C1			
Drive	54758		6551BR	Deck	37X12		6449BR
850-0530				Trans.	37X65		6453BR
Motion Drive	37X61		6452BR	25511X1D; 25511X1E			
Mower Drive	37X62		6400BR	Deck	37X12		6449BR
850-5778				Motion Drive	37X65		6453BR
Motion Drive	37X65		6453BR	25515A; 25515B			
850-6156				Deck	37X12		6449BR
Motion Drive	37X61		6452BR	Trans.	37X65		6453BR
Mower Drive	37X62		6400BR	25515C; 25517X10A			
1905				Deck	37X12		6449BR
Blade; W/37" Belt O.C.	20716		6837	Motion Drive	37X65		6453BR
Blade; W/56" Belt O.C.	20717		6856	30500X92A; 30504X92A; 30505X92A			
3053X1B				Motion Drive	37X65		6453BR
Deck	37X57		6498BR	30508X34A; 30534X1A; 30535X1A			
Trans.	37X65		6453BR	Deck	37X57		6498BR
3055A				Eng. To Trans.	37X65		6453BR
Blade	37X57		6498BR	30535X1B; 30535X1C; 30535X1D			
Trans.	37X65		6453BR	Motion Drive	37X65		6453BR
3055X92A				30536X1A; 30537X1A			
Deck	37X57		6498BR	Deck	37X57		6498BR
Eng. To Trans.	37X65		6453BR	Eng. To Trans.	37X65		6453BR
				30538X1A; 30539X1A; 30539X1B			
				Motion Drive	37X65		6453BR

Belts for Riding Mowers

Application	OEM No.	Standard Belts	Premium Belts
MURRAY - Continued			
30540A; 30540X5A			
Deck	37X57		6498BR
Eng. To Trans.	37X65		6453BR
30540X10A			
Deck	37X57		6498BR
Trans.	37X65		6453BR
30541A; 30542X58A; 30543X4A; 30544X92A;			
30544X92B; 30544X92C; 30544X92D;			
30544X192A; 30545X92A; 30545X92B			
Motion Drive	37X65		6453BR
30545X192A; 30546X4A; 30546X99A;			
30546X199A			
Motion Drive	37X65		6453BR
30550A; 30550B			
Deck	37X57		6498BR
Trans.	37X65		6453BR
30550C; 30550D; 30550E; 30550F; 30550G;			
30550H; 30550X30A; 30550X92A			
Motion Drive	37X65		6453BR
30550X92B; 30550X92C			
Deck	37X57		6498BR
Trans.	37X65		6453BR
30550X92D; 30550X100A; 30550X199A			
Motion Drive	37X65		6453BR
30551A			
Deck	37X57		6498BR
Eng. To Trans.	37X65		6453BR
30551B; 30551D; 30552X12A			
Motion Drive	37X65		6453BR
30560A			
Deck	37X57		6498BR
Trans.	37X65		6453BR
30560B; 30560C; 30560D; 30560E; 30560F			
Motion Drive	37X65		6453BR
30560X1A			
Deck	37X57		6498BR
Trans.	37X65		6453BR
30560X5A; 30560X5B; 30560X5D; 30560X15A			
Motion Drive	37X65		6453BR
30560X20			
P.T.O.	37X57		6498BR
30560X60A; 30560X60B; 30560X99A; 30562A;			
30562X25A; 30565A			
Motion Drive	37X65		6453BR
30570X8A; 30570X8B			
Deck	37X57		6498BR
Trans.	37X65		6453BR
30570X8C; 30570X8D; 30570X14A; 30572A;			
30572X9A; 30573X10A; 30574X55A; 30575X7A;			
30575X8A; 30575X8B			
Motion Drive	37X65		6453BR
30575X8C; 30575X14A; 30575X31A; 30576X10;			
30576X10B; 30576X10C; 30576X10D;			
30577X7A; 30577X8A; 30577X31A			
Motion Drive	37X65		6453BR
30577X31B			
Motion Drive	37X65		6453BR
30580X34A			
Deck	37X57		6498BR
Trans.	37X65		6453BR
30580X80A; 30581-1A; 30590X1A; 30591X1A			
Motion Drive	37X65		6453BR
30592A			
Blade	37X57		6498BR
Trans.	37X65		6453BR

Application	OEM No.	Standard Belts	Premium Belts
MURRAY - Continued			
30592X1A; 30594X1A; 30594X1B; 30594X1C;			
30595X1A; 30596X1A; 30597X1A; 30597X1B;			
30597X1C; 30598X1A			
Motion Drive	37X65		6453BR
30598X1B; 30599X1A			
Motion Drive	37X65		6453BR
31602A; 31602B; 31602X5A; 31602X60A;			
31602X60B			
Motion Drive	37X61		6452BR
31720X20			
Drive	37X61		6452BR
P.T.O.	37X74		6674BR
36506			
Eng. To Deck	37X43		6601BR
36538X1A			
Deck	37X57		6498BR
Trans.	37X65		6453BR
36566			
Eng. To Deck	37X43		6601BR
36622X1E			
Deck	37X12		6449BR
Motion Drive	37X65		6453BR
38221A; 38221X27A			
Cross Deck	37X22		6642BR
Eng. To Deck	37X40		6451BR
Eng. To Trans.	37X11		6452BR
38500A; 38500B; 38500X30A; 38500X83A;			
38500X92A; 38500X92B; 38500X192A;			
38500X192B; 38502X51E; 38502X70A			
Mower Drive	37X86		6412BR
38502X98D; 38504X25A; 38506X4A;			
38506X199A; 38510X50B; 38514X95A;			
38515X83A; 38515X92A; 38515X92B;			
38516X53B			
Mower Drive	37X86		6412BR
38560X81A; 38560X181A			
Motion Drive	37X61		6452BR
Mower Drive	37X86		6412BR
38600A; 38600B; 38600C; 38600D; 38600E;			
38602X5A; 38602X5B; 38602X5C; 38602X5D;			
38602X5E			
Deck	37X63		6601BR
Motion Drive	37X61		6452BR
38602X95A; 38604A; 38604B; 38608A; 38608B;			
38608C; 38608X12A; 38608X12B; 38608X12C;			
38608X12D			
Deck	37X63		6601BR
Motion Drive	37X61		6452BR
38608X12E; 38608X12F; 38608X12G;			
38608X12H			
Deck	37X63		6601BR
Motion Drive	37X61		6452BR
38608X12XC			
Motion Drive	37X61		6452BR
38608X92A; 38608X92B; 38608X92C;			
38608X92D; 38609X1A; 38611X60A; 38611X60B			
Deck	37X63		6601BR
Motion Drive	37X61		6452BR
38612A			
Motion Drive	37X61		6452BR
38612X34A; 38612X34B; 38615A; 38615B;			
38616A; 38617X5A; 38617X5B; 38618X92A;			
38618X92B; 38618X92C			
Deck	37X63		6601BR
Motion Drive	37X61		6452BR

Belts for Riding Mowers

Application	OEM No.	Standard Belts	Premium Belts	Application	OEM No.	Standard Belts	Premium Belts
MURRAY - Continued				MURRAY - Continued			
38618X92D; 38618X92E; 38618X192A; 38619X1A; 38619X1B; 38623X5A; 38623X5B; 38623X5C; 38623X5D; 38624X12A				40541X99B; 40541X99C; 40541X99D; 40541X99E; 40542A; 40542B; 40542C; 40542D; 40542E			
Deck37X63			6601BR	Mower Drive37X62			6400BR
Motion Drive37X61			6452BR	40560X50D			
38624X12B; 38624X12C; 38629X1A; 38629X1B; 38629X1C; 38629X1D; 38631X8A; 38631X8B; 38631X14A; 38633X92A				Motion Drive37X61			6452BR
Deck37X63			6601BR	Mower Drive37X62			6400BR
Motion Drive37X61			6452BR	40560X50E			
38633X92B; 38633X192A; 38633X192B				Mower Drive37X62			6400BR
Deck37X63			6601BR	40564X51D			
Motion Drive37X61			6452BR	Motion Drive37X61			6452BR
38692A				Mower Drive37X62			6400BR
Motion Drive37X61			6452BR	40601A; 40601B; 40601X34A; 40602X5A; 40602X5B; 40602X5C; 40602X5D; 40603A; 40603B; 40603C			
38701A; 38701B; 38701C; 38702A; 38702B; 38702C; 38702D; 38702X7A; 38702X7B; 38702X8A				Deck37X62			6400BR
Deck37X63			6601BR	Drive37X61			6452BR
Motion Drive37X61			6452BR	40604A; 40604B; 40604C; 40606X8A; 40606X8B; 40607A; 40607B; 40607X9A; 40608A; 40611X5A			
38702X8B; 38702X8C; 38702X8D; 38702X8E; 38702X14A				Deck37X62			6400BR
Deck37X63			6601BR	Drive37X61			6452BR
Motion Drive37X61			6452BR	40612X99A; 40612X99B; 40613X80A; 40613X80B; 40614A			
38702X20				Deck37X62			6400BR
Motion Drive37X61			6452BR	Drive37X61			6452BR
P.T.O.37X65			6453BR	40614B; 40614C			
38702X27A; 38702X27B; 38703X15A; 38705A; 38705X5A; 38705X5B; 38705X30A; 38706X99A; 38706X99B; 38710A				Motion Drive37X61			6452BR
Deck37X63			6601BR	Mower Drive37X62			6400BR
Motion Drive37X61			6452BR	40619A			
38710B; 38710X99A; 38713X71A; 38715A; 38715B; 38715X82A; 38716X82A				Deck37X62			6400BR
Deck37X63			6601BR	Drive37X61			6452BR
Motion Drive37X61			6452BR	40620			
39013A				Drive37X61			6452BR
Cross Deck37X22			6642BR	40620A; 40620B; 40620C; 40622X1A; 40622X1B; 40622X1C; 40622X5A; 40622X5B; 40622X5C; 40622X15A			
Eng. To Deck37X40			6451BR	Deck37X62			6400BR
Trans.37X26			6463BR	Drive37X61			6452BR
39013B; 39013X5A				40622X15B; 40622X15C; 40625A; 40625X5A; 40625X25A; 40627A; 40627B; 40627C; 40627D; 40627E			
Cross Deck37X22			6642BR	Deck37X62			6400BR
Eng. To Deck37X40			6451BR	Drive37X61			6452BR
Drive37X26			6463BR	40627X92A; 40627X92B; 40627X92C; 40627X92D; 40628X1A; 40628X1B; 40629X1A; 40629X80A; 40631A; 40631X8A			
39562X8A				Deck37X62			6400BR
Motion Drive37X65			6453BR	Drive37X61			6452BR
39700A; 39701A				40634A; 40701X25A; 40702X92A; 40702X92B; 40702X92C; 40702X92E; 40702X92F; 40703X60A; 40703X60B; 40703X60C			
Deck300680			6555BR	Deck37X62			6400BR
Drive54758			6551BR	Drive37X61			6452BR
40501X30A				40703X60D			
Mower Drive37X62			6400BR	Deck37X62			6400BR
40504X92A				Drive37X61			6452BR
Deck Drive37X62			6400BR	40705X99A			
Drive94608			6633BR	Drive37X61			6452BR
40507X8A; 40507X8B; 40507X8C; 40507X31A; 40507X31B				40705X991			
Mower Drive37X62			6400BR	Drive37X62			6400BR
Drive94608			6633BR	40706A; 40706B; 40707A; 40708A; 40708B; 40708C; 40708X8A; 40708X8B; 40708X20; 40708X30A			
40508X52A; 40508X92A; 40508X92B; 40508X92C; 40508X92D; 40508X92E; 40508X92G; 40509X92A; 40530X83A; 40530X92A				Deck37X62			6400BR
Mower Drive37X62			6400BR	Drive37X61			6452BR
40536X4A; 40538A; 40541A; 40541B; 40541C; 40541D; 40541E; 40541F; 40541X30A; 40541X99A				40708X30A			
Mower Drive37X62			6400BR	Deck37X62			6400BR
				Drive37X61			6452BR

Lawn & Garden Equipment

Belts for Riding Mowers

Application	OEM No.	Standard Belts	Premium Belts	Application	OEM No.	Standard Belts	Premium Belts
MURRAY - Continued				MURRAY - Continued			
40708X92A; 40708X92B; 40708X192A; 40708X192B; 40709X6A; 40710A; 40710B; 40712X99A; 40712X199A; 40715X99A				42569X4A			
Deck37X62			6400BR	Mower Drive37X88			6401BR
Drive37X61			6452BR	42569X6A; 42570X18A; 42571X8A; 42571X8B			
40715X99B; 40715X199A; 40715X199B; 40717A; 40808X8A; 40808X8B; 40808X8C; 40808X8D; 40808X14A; 40808X14B				Motion Drive37X61			6452BR
Deck37X62			6400BR	Mower Drive37X88			6401BR
Drive37X61			6452BR	42571X8C; 42571X8D			
40900A; 40900B; 40900X30A; 40901X5A; 40906X6A; 40906X62A				Mower Drive37X88			6401BR
Deck37X62			6400BR	42571X31A			
Drive37X80			6503BR	Motion Drive37X61			6452BR
40907X20				Mower Drive37X88			6401BR
Deck37X62			6400BR	42572X8A; 42572X31A; 42575X81A; 42576X92A			
40910A; 40910B				Motion Drive37X61			6452BR
Deck37X62			6400BR	Mower Drive37X88			6401BR
Drive37X61			6452BR	42576X92B			
42201A; 42203X5A; 42206X80A; 42207X6A				Mower Drive37X88			6401BR
Drive37X81			6690BR	42576X92C			
42500A; 42500B; 42500C; 42500D; 42500X30A; 42500X30B; 42500X82A; 42500X82B				Motion Drive37X61			6452BR
Deck37X88			6401BR	Mower Drive37X88			6401BR
42500X99A; 42504X71A; 42504X71B; 42504X99A; 42504X99B; 42505X92A; 42506X92A; 42508X92A; 42509X92B; 42510A				42576X92D			
Mower Drive37X88			6401BR	Mower Drive37X88			6401BR
42511X4A; 42511X4B; 42512X99A; 42514X8A; 42514X31A; 42515X92A; 42515X92B				42578X6A; 42578X30A			
Mower Drive37X88			6401BR	Motion Drive37X61			6452BR
42516X92A				Mower Drive37X88			6401BR
Deck37X88			6401BR	42581X50D			
42516X92B				Motion Drive37X61			6452BR
Deck37X88			6401BR	42581X95A; 42583A; 42583B; 42583C; 42583X6A			6452BR
Drive37X87			6438BR	Motion Drive37X61			6401BR
42517X82A; 42533X30A; 42534A; 42534X18A; 42534X25A; 42534X30A; 42536X92A; 42536X192A; 42537A; 42537X18A				Mower Drive37X88			6401BR
Mower Drive37X88			6401BR	42583X6B; 42583X6C			
42539A; 42539X18A; 42539X92A; 42542X6A; 42543X6A; 42544X8A; 42544X8B; 42544X8C; 42544X8D; 42544X8E				Mower Drive37X88			6401BR
Mower Drive37X88			6401BR	42583X9A; 42583X30A; 42583X30B; 42583X82A; 42583X82C; 42586X8A; 42586X9A			
42544X8F; 42544X8G; 42544X31A; 42544X99A; 42560X30A				Motion Drive37X61			6452BR
Mower Drive37X88			6401BR	Mower Drive37X88			6401BR
42560X83A				42587X50D			
Motion Drive37X61			6452BR	Motion Drive37X61			6452BR
Mower Drive37X88			6401BR	42590A; 42590B; 42590C			
42560X92A				Motion Drive37X61			6452BR
Deck37X88			6401BR	Mower Drive37X88			6401BR
Drive37X61			6452BR	42590E			
42560X92B				Mower Drive37X88			6401BR
Mower Drive37X88			6401BR	42590X92A; 42590X92B; 42591X8A; 42591X8B; 42591X31A; 42591X88A; 42591X88B; 42591X92A; 42597X95A; 42598X92A			
42560X192A				Motion Drive37X61			6452BR
Deck37X88			6401BR	Mower Drive37X88			6401BR
Drive37X61			6452BR	42602A; 42603X60A; 42603X60B; 42614A; 42614X92A; 42621X8A; 42701X5A; 42701X5B; 42702X4A; 42702X99A			
42560X192B				Motion Drive37X61			6452BR
Deck37X88			6401BR	Mower Drive37X75			6407BR
42561X8A; 42561X8B				42703A; 42704X8A; 42704X8B; 42714X5A; 42718X5A; 42802A; 42802B; 42803X5A; 42812X8A; 42812X8B			
Motion Drive37X61			6452BR	Motion Drive37X61			6452BR
Mower Drive37X88			6401BR	Mower Drive37X75			6407BR
42567X6A				42813A; 42813X14A; 42813X92A; 42813X92B; 42814A; 42815X5A; 42815X60A; 42815X60B; 42816A; 42816B			
Mower Drive37X88			6401BR	Motion Drive37X61			6452BR
42567X30A				Mower Drive37X75			6407BR
Motion Drive37X61			6452BR	42816C			
Mower Drive37X88			6401BR	Mower Drive37X75			6407BR

Belts for Riding Mowers

Application	OEM No.	Standard Belts	Premium Belts	Application	OEM No.	Standard Belts	Premium Belts	
MURRAY - Continued				MURRAY - Continued				
42816D; 42817X99A; 42817X99B; 42817X199A;				46376X65 - Continued				
42819A; 42819B; 42819X5A; 42819X7A;				P.T.O. 37X69				6508BR
42819X7B; 42819X8A				46403X6				
Motion Drive 37X61				Blade 37X66				6475BR
Mower Drive 37X75				Drive 37X69				6508BR
42819X8B; 42819X14A; 42819X30A;				46500X92A; 46501X92A				
42819X62A; 42819X92A; 42820X24A; 42820X30;				Drive 37X87				6438BR
42822X60A; 42823A; 42827X99A				Primary 37X89				6476BR
Motion Drive 37X61				Secondary 37X66				6475BR
Mower Drive 37X75				46560X92A; 46560X192A; 46567X6A;				
42827X99B; 42827X199A; 42827X199B				46567X30A; 46568A; 46568X6A; 46569X6A;				
Motion Drive 37X61				46569X6B; 46569X6C; 46569X9A				
Mower Drive 37X75				Drive 37X61				6452BR
42828X8A				Primary 37X89				6476BR
Deck 37X75				Secondary 37X66				6475BR
Drive 37X61				46569X71A; 46569X71B; 46569X82A;				
42828X8B				46569X92A; 46570X6A; 46570X6B; 46570X6C;				
Drive 37X61				46570X8A; 46570X8B; 46570X71A				
42829A; 42829B; 42830A; 42830B				Drive 37X61				6452BR
Motion Drive 37X61				Primary 37X89				6476BR
42900A; 42904X80A; 42904X80B; 42906X6A;				Secondary 37X66				6475BR
42906X7A; 42906X8A; 42906X8B; 42906X14A;				46570X71B; 46570X92A; 46573X92A;				
42907X8A; 42907X26A				46576X92A; 46576X92B; 46577X4A; 46577X6A;				
Deck 37X75				46577X6B; 46577X71A; 46581X92A				
Drive 37X80				Drive 37X61				6452BR
42907X26B; 42908X6A; 42909A; 42909X60A;				Primary 37X89				6476BR
42910A; 42910X30A; 42910X92A; 42910X92B				Secondary 37X66				6475BR
Deck 37X75				46581X92B				
Drive 37X80				Drive 37X61				6452BR
42910X92C				Primary 37X89				6476BR
Mower Drive 37X75				Secondary 37X66				6475BR
42910X192B				46581X92C				
Deck 37X75				Drive 37X106				6889
Drive 37X80				Primary 37X89				6476BR
42910X192C				Secondary 37X66				6475BR
Mower Drive 37X75				46620A				
42911X65				Trans. 37X66				6475BR
P.T.O. 37X75				46620B; 46620C				
42913X5A; 42913X5B; 42915X6A				Deck 37X70				6603BR
Deck 37X75				Drive 37X61				6452BR
Drive 37X80				46620X1A				
42915X30B				Secondary 37X66				6475BR
Motion Drive 37X61				Drive 37X61				6452BR
Mower Drive 37X88				46620X5A				
42915X62A; 42916X7A; 42916X7B; 42916X8A;				Deck 37X70				6603BR
42916X8B; 42917X6A; 42917X6B; 42917X6C;				Drive 37X31				6893
42917X8A; 42918X8A				46620X5B; 46620X15A				
Deck 37X75				Deck 37X70				6603BR
Drive 37X80				Drive 37X61				6452BR
42918X8B				46620X15B; 46620X15C; 46620X25A				
Deck 37X75				Cross Deck 37X66				6475BR
Drive 37X80				Deck 37X70				6603BR
46102X6A; 46102X6B; 46103A; 46103B;				Drive 37X61				6452BR
46103X71A; 46103X92A; 46104X8A; 46104X8B;				46620X25B				
46104X8C; 46106X89A				Cross Deck 37X66				6475BR
Primary 37X96				Drive 37X61				6452BR
Drive 37X68				46621A; 46621B; 46621C; 46621X4A				
46106X89B; 46107X92A; 46108X89A				Deck 37X70				6603BR
Primary 37X96				Drive 37X61				6452BR
Drive 37X68				46621X25A; 46621X92A; 46621X92B;				
46250A; 46250B; 46250X30A; 46251X6A;				46621X92C				
46251X6B; 46253X6A; 46253X6B; 46254X8A;				Cross Deck 37X66				6475BR
46254X15A; 46254X15B				Deck 37X70				6603BR
Motion Drive 37X81				Drive 37X61				6452BR
46255X6A; 46256X9A; 46256X109A; 46257X8A;				46622X9A				
46257X14A; 46258X6A				Cross Deck 37X63				6601BR
Motion Drive 37X81				Deck 37X70				6603BR
46376X65				Drive 37X61				6452BR
Blade 37X66				46702X99A; 46800A; 46800B; 46800X14A				
				Cross Deck 37X66				6475BR

Lawn & Garden Equipment

Belts for Riding Mowers

Application	OEM No.	Standard Belts	Premium Belts	Application	OEM No.	Standard Belts	Premium Belts
MURRAY - Continued				MURRAY - Continued			
46702X99A; 46800A; 46800B; 46800X14A - Continued				309002X24; 309007X8			
Deck	37X70		6603BR	Deck Drive	37X110		6656BR
Drive	37X61		6452BR	405002X8A; 405002X31A; 405014X92A;			
46801X6A; 46801X62A				405015X92A; 405015X92B; 405019X50A;			
Cross Deck	37X66		6475BR	405618X81A			
Deck	37X70		6603BR	Mower Drive	37X62		6400BR
Drive	37X80		6503BR	425003X8A; 425003X31A; 425003X71A;			
46802X60A; 46803X8A; 46804A				425007X92B; 425008X8A; 425008X31A;			
Cross Deck	37X66		6475BR	425009X8A; 425009X31A			
Deck	37X70		6603BR	Deck	37X88		6401BR
Drive	37X61		6452BR	425303X92A; 425303X92B			
46900A; 46900B				Mower Drive	37X88		6401BR
Cross Deck	37X66		6475BR	Motion Drive	37X112		6682BR
Deck	37X70		6603BR	425306X48A; 425307X24A			
Drive	37X80		6503BR	Motion Drive	37X112		6682BR
46901X7A				425610X99A			
Cross Deck	37X66		6475BR	Motion Drive	37X61		6452BR
Deck	37X69		6508BR	Mower Drive	37X88		6401BR
Drive	37X80		6503BR	425610X99B			
46901X92A; 46901X92B; 46901X192A;				Mower Drive	37X88		6401BR
46902X6A; 46902X106A; 46903X60A;				425611X99A			
46904X92A; 46904X192A				Motion Drive	37X61		6452BR
Cross Deck	37X66		6475BR	Mower Drive	37X88		6401BR
Deck	37X70		6603BR	425611X99B; 425611X99C; 425612X99A;			
Drive	37X80		6503BR	425613X8A; 425613X31A; 425614A;			
46905X6				425614X92A			
Blade	37X66		6475BR	Mower Drive	37X88		6401BR
46905X30A; 46906X99A; 46906X199A; 46907A				461000X71A; 461007X92A; 461007X92B;			
Cross Deck	37X66		6475BR	461018X99A; 461018X99B			
Deck	37X70		6603BR	Primary	37X96		6418BR
Drive	37X80		6503BR	Drive	37X68		6636BR
48560X92A				465306X8A; 465306X8B			
Drive	37X61		6452BR	Motion Drive	37X112		6682BR
Primary	37X93		6492BR	465600X71A; 465602X31A			
Secondary	37X92		6491BR	Drive	37X106		6889
48560X192A				Primary	37X89		6476BR
Primary	37X93		6492BR	Secondary	37X66		6475BR
Secondary	37X92		6491BR	465612X99A			
49378X6				Drive	37X61		6452BR
Blade	37X66		6475BR	Primary	37X89		6476BR
Drive	37X69		6508BR	Secondary	37X66		6475BR
50568X9A				465612X99B; 465616X6A; 465619X71A;			
Drive	37X61		6452BR	465620X71A			
Primary	37X93		6492BR	Drive	37X106		6889
Secondary	37X92		6491BR	Primary	37X89		6476BR
52100X92A; 52101X92A				Secondary	37X66		6475BR
Primary	37X93		6492BR	503663			
Secondary	37X92		6491BR	Blade			6846
52161X89A				Deck	21649		6449BR
Drive	37X97		6432BR	Trans.	21614		6885
Primary	37X93		6492BR	521000X71A			
Secondary	37X92		6491BR	Primary	37X93		6492BR
52161X89B; 52370X92A; 52370X192A;				Secondary	37X92		6491BR
52431X92A; 52461X89A				521613X71A; 521613X89A; 521613X89B;			
Primary	37X93		6492BR	521613X189A			
Secondary	37X92		6491BR	Drive	37X97		6432BR
68624X12B				Primary	37X93		6492BR
Motion Drive	37X61		6452BR	Secondary	37X92		6491BR
90623; 90624				2550092A			
Deck	37X62		6400BR	Deck	37X12		6449BR
Trans.	37X61		6452BR	Drive	37X65		6453BR
95193				3371206; 3391107			
Blade - Right	300142		6741	Motion Drive	37X65		6453BR
Deck	58170		6675BR	3394308			
Eng.	57214		6775BR	Motion Drive	37X61		6452BR
305518				Mower Drive	37X62		6400BR
Deck	37X57		6498BR	3395606			
Trans.	37X65		6453BR	Motion Drive	37X61		6452BR

Belts for Riding Mowers

Application	OEM No.	Standard Belts	Premium Belts	Application	OEM No.	Standard Belts	Premium Belts
MURRAY - Continued				NOMA - Continued			
3396201				2235-000; 2235-001			
Deck	37X70		6603BR	Blade; W/24" Blade	20368	2290	
Drive	37X61		6452BR	2236-0000			
MUSTANG				Blade; W/24" Blade	20368	2290	
245; 248; 248E				Drive; W/24" Blade	23164		6825
Eng. To Trans.		2310	6831	2650-000; 2650-0200; 2650-0300; 2650-0400			
NATIONAL MOWER				Blade; W/26" Blade	55442		6858
68" Triplex				Trans.; W/26" Blade	55450		6842
Eng.; W/7.5 H.P. Eng.			6844	2650-0700			
Eng.; W/8 H.P. Eng.	A338		AX38	Blade; W/26" Blade	300749		6847
High Speed Wing Mower; W/7.5 H.P. Eng. A36			6838	Trans.; W/26" Blade	300575		6836
J.S.; W/7.5 H.P. Eng.	A29		6831	2650-0800			
J.S.; W/8 H.P. Eng.	D335		6831	Deck	300749		6847
Main Drive; W/7.5 H.P. Eng.	B66		6969	2650-1100; 2650-1101			
Main Drive; W/8 H.P. Eng.	A339		6969	Blade; W/26" Blade	300749		6847
Rear Mower; W/7.5 H.P. Eng.			6844	Trans.; W/26" Blade	300575		6836
Rear Mower; W/8 H.P. Eng.	E310		6843	3010-00; 3010-810			
Wing Mower; W/7.5 H.P. Eng.	A35		6837	Deck; W/36" Deck; W/39" Blade	305698		6873
Wing Mower; W/8 H.P. Eng.	E373B		6838	3108-0100; 3181-000; 3181-0100; 3181-0200; 3181-0300			
70" Hydro Triplex				Trans.; W/42" Blade			6888
Front Mower; W/16 H.P. Eng.			BX58	3181-0400			
P.T.O.; W/16 H.P. Eng.			6840	Trans.; W/42" Blade	52842		6896
84" Triplex				3182-0100			
Eng.; W/10, 12 H.P. Eng.	AA805		6847	Trans.; W/42" Blade			6888
Eng.; W/16 H.P. Eng.			6850	3184-0000			
High Speed Drive; W/10, 12 H.P. Eng.	AA806		6842	Blade; W/42" Blade			6971
Main Drive; W/10, 12 H.P. Eng.			6988	Trans.; W/42" Blade			6856
Main Drive; W/16 H.P. Eng.	B83		6986	3188-0100; 3188-0300; 3188-0600			
Rear Mower; W/10, 12 H.P. Eng.	E346B		6950	Blade; W/42" Blade	49878		6467BR
Rear Mower; W/16 H.P. Eng.			6950	Trans.; W/42" Blade	39454		6463BR
Transport Pump; W/16 H.P. Eng.			6844	3188-0800			
Wing Mower; W/10, 12 H.P. Eng.	E346A		6945	Blade; W/42" Blade			6971
Wing Mower; W/16 H.P. Eng.			6946	Trans.; W/42" Blade	39454		6463BR
NEW HOLLAND				3188-1400			
EGT80; EGT100				Blade			6971
Belt; W/44" Belt O.C.	120174		6844	3188-1500			
EGT120				Blade			6971
Belt; W/34" Belt O.C.	120454		6734	Trans.	50737		6884
EGT150				3188-1600			
Belt; W/40" Belt O.C.	120453		3V400	Blade; W/36" Blade			6971
MC22				Drive; W/30" Belt O.C.; W/36" Blade	53499		6830
Fan	SBA080109049		7300	Drive; W/69" Belt O.C.; W/36" Blade			6869
MC28				3188-1700			
Fan	86517953		AX34	Blade; W/36" Blade	49878		6467BR
MC35				Drive; W/36" Blade	53499		6830
Fan	86517954		AX36	3188-1800			
S12; S14				Blade			6971
Belt; W/35" Belt O.C.	174718		6835	Trans.	50737		6884
NEW IDEA				3188-2000			
EGT20				Blade; W/36" Blade			6971
Drive	120454		6734	Trans.; W/36" Blade	54758		6551BR
EGT80; EGT100				3188-5000; 3188-5001			
Drive	120174		6844	Blade; W/36" Blade	49878		6467BR
EGT150; EGT200				Fan; W/36" Blade	53443		6734
Drive	120453		3V400	J.S.; W/36" Blade	53162		6850
EGTR36				3189-0000; 3189-0200			
Drive	121279		6834	Blade; W/32" Blade			6971
NOMA				Trans.; W/32" Blade			6856
12-40 (A4012-020); 16-40 (A4016-000)				3189-0300; 3189-0400; 3189-0500; 3189-0600			
Blade	48044		6454BR	Blade; W/32" Blade	45186	2630	
822-254				Trans.; W/32" Blade			6856
Cross Deck	300142		6741	3189-0700; 3189-0701			
Deck	300680		6555BR	Blade; W/32" Blade			6971
Drive	57214		6775BR	Trans.; W/32" Blade			6856
850-4847				3189-0900			
Blade			6975	Blade; W/32" Blade	45186	2630	
Trans.	54758		6551BR	Trans.; W/32" Blade			6856

Lawn & Garden Equipment

Belts for Riding Mowers

Application	OEM No.	Standard Belts	Premium Belts	Application	OEM No.	Standard Belts	Premium Belts
NOMA - Continued				NOMA - Continued			
3208-0000; 3208-0100; 3208-0200; 3208-0300;				3612-3400 - Continued			
3208-0600; 3208-0800; 3210-0000; 3210-0001		2630		Drive	57214		6775BR
Blade; W/32" Blade	45186			3812-060			
Trans.; W/32" Blade	54758		6551BR	Deck	300680		6555BR
3210-5000; 3210-5100				Drive	54758		6551BR
Blade; W/26" Blade	53833		6881	3912-2600; 3912-2602; 3912-2603; 3912-2604;			
Trans.; W/26" Blade	55450		6842	3912-3400; 3912-4100; 3918-0100			
3210-5200; 3210-5300; 3210-5400; 3210-5500;				Deck	300680		6555BR
3210-5600				Drive	57214		6775BR
Blade; W/26" Blade	48044		6454BR	4015-0300			
Trans.; W/26" Blade	303241		6890	Deck	48044		6454BR
3280-0000				4516-000			
Blade; W/26" Blade	53833		6881	Blade; W/40 1/2" Belt O.C.	300142		6741
Trans.; W/26" Blade	55450		6842	Blade; W/78" Belt O.C.			6978
3280-020				Trans.			6885
Blade; W/26" Blade	300747		6869	4518-0100; 4518-0300; 4518-0400			
Trans.; W/26" Blade	300575		6836	Blade; W/40 1/2" Belt O.C.	300142		6741
3280-0100; 3280-0200; 3280-0300; 3280-0400;				Blade; W/78" Belt O.C.			6978
3280-0500; 3280-0600; 3280-0601				Trans.	57556		6889
Blade; W/26" Blade	53833		6881	4518-0500			
Trans.; W/26" Blade	55450		6842	Blade; W/40 1/2" Belt O.C.	300142		6741
3280-0700; 3280-0800; 3280-0900				Blade; W/75" Belt O.C.			6975
Blade; W/26" Blade	300747		6869	Trans.	57556		6889
Trans.; W/26" Blade	300575		6836	4518-0600			
3280-1200				Blade; W/40 1/2" Belt O.C.	300142		6741
Blade; W/26" Blade	300747		6869	Blade; W/78" Belt O.C.			6978
Deck	300747		6869	Trans.	57556		6889
Trans.; W/26" Blade	300575		6836	4518-0800; 4518-0801			
3280-1300; 3280-1400; 3280-1700; 3280-1800				Blade; W/40 1/2" Belt O.C.	300142		6741
Blade; W/26" Blade	300747		6869	Blade; W/75" Belt O.C.			6975
Trans.; W/26" Blade	300575		6836	Trans.			6885
3294-0000; 3294-0100				4518-0900			
Blade; W/26" Blade	47611		6463BR	Blade; W/40 1/2" Belt O.C.	300142		6741
Trans.; W/26" Blade	51855		6841	Blade; W/75" Belt O.C.			6975
3362-05				Trans.			6888
Blade; W/36" Blade	305698		6873	4518-1100			
Trans.; W/36" Blade	300575		6836	Blade; W/40 1/2" Belt O.C.	300142		6741
3402-05; 3402-015				Blade; W/78" Belt O.C.			6978
Blade; W/40" Blade	48044		6454BR	Trans.	57556		6889
Trans.; W/40" Blade	303241		6890	4518-1200			
3506-0600				Deck; W/18 H.P. Eng.; W/45" Deck			6978
Blade; W/36" Blade	49878		6467BR	Trans.; W/18 H.P. Eng.; W/45" Deck	57556		6889
Trans.; W/36" Blade			6856	4518-1300			
3560-0470; 3560-2600				Deck; W/18 H.P. Eng.; W/45" Deck			6978
Deck	300680		6555BR	Trans.; W/18 H.P. Eng.; W/45" Deck	302719		6891
Drive	57214		6775BR	4518-2200			
3560-8400				Cross Deck	300142		6741
Deck	48044		6454BR	Deck	300680		6555BR
Drive	54758		6551BR	Drive	302719		6891
3576-0900				4518-2400			
Trans.; W/42" Blade	39454		6463BR	Trans.			6885
3595-1000				4518-2600			
Blade; W/32" Blade	47611		6463BR	Blade; W/40 1/2" Belt O.C.	300142		6741
Trans.; W/32" Blade	55450		6842	Blade; W/75" Belt O.C.			6975
3601-0000; 3601-0100; 3601-0101				Trans.	57556		6889
Blade; W/36" Blade	305698		6873	4518-2700			
Trans.; W/36" Blade	300575		6836	Trans.	57556		6889
3610-0000; 3610-0100; 3610-0101; 3610-0200;				4518-6000			
3610-0300; 3610-0400; 3610-0500; 3610-0600				Blade			6975
Blade; W/36" Blade			6971	Trans.	50737		6884
Trans.; W/36" Blade	54758		6551BR	5137-0000			
3610-0700; 3610-0800; 3610-0900; 3610-1100;				Blade; W/24" Blade	45187	2440	
3610-1300				Trans.; W/24" Blade			6856
Blade; W/36" Blade			6975	5180-0000; 5180-0100; 5180-0400; 5180-0700;			
Trans.; W/36" Blade	54758		6551BR	5181-0000; 5181-0100; 5181-0200; 5181-0300;			
3611-4300; 3611-5300; 3612-2500				5181-0500; 5181-0600			
Deck	58170		6675BR	Trans.			6888
3612-3400				5181-0900; 5181-1100; 5181-1200; 5181-1201			
Deck	300680		6555BR	Trans.			6888

Belts for Riding Mowers

Application	OEM No.	Standard Belts	Premium Belts	Application	OEM No.	Standard Belts	Premium Belts
NOMA - Continued				NOMA - Continued			
5181-1300; 5181-1301				5188-3001; 5188-3002; 5188-3100; 5188-3101; 5188-3102; 5188-3103			
Trans.	52842		6896	Blade; W/36" Blade	49878		6467BR
5181-1400; 5181-1500				Trans.; W/36" Blade	50737		6884
Trans.			6888	5188-3300			
5181-1501				Trans.; W/42" Blade	50737		6884
Trans.; W/42" Blade			6888	5188-3400			
5181-1600				Blade; W/36" Blade	49878		6467BR
Trans.; W/42" Blade	52842		6896	Trans.; W/30" Belt O.C.; W/36" Blade	50597		6830
5182-0000; 5182-0100; 5182-0200; 5182-0300;				Trans.; W/40 1/2" Belt O.C.; W/36" Blade	49580	2405	
5182-0400; 5182-0500; 5182-0501				5188-3500			
Trans.			6888	Blade; W/36" Blade			6971
5182-0600; 5182-0700				5188-3600; 5188-3700			
Blade; W/42" Blade	45186	2630	6856	Blade; W/36" Blade	49878		6467BR
Trans.; W/42" Blade				Trans.; W/36" Blade	50737		6884
5182-0800				5188-3800			
Trans.			6888	Blade; W/36" Blade			6971
5182-0900				Trans.; W/36" Blade	50737		6884
Blade; W/42" Blade	45186	2630	6856	5188-3900			
Trans.; W/42" Blade				Blade; W/36" Blade	49878		6467BR
5184-0000; 5184-0100; 5184-0400; 5184-0500;				5188-4000			
5184-0600; 5184-0700; 5184-0701; 5184-0800;				Blade; W/36" Blade			6971
5184-0900; 5184-1000				5188-4200; 5188-4300; 5188-4301			
Blade; W/42" Blade	49878		6467BR	Blade; W/36" Blade	49878		6467BR
Trans.; W/42" Blade			6856	5188-4500			
5184-1200				Blade; W/36" Blade	49878		6467BR
Blade; W/42" Blade	49878		6467BR	Trans.; W/36" Blade; W/30" Belt O.C.	53499		6830
Trans.; W/42" Blade			6856	Trans.; W/36" Blade; W/69" Belt O.C.			6869
5188-0000				5188-4600			
Blade; W/36" Blade	49878		6467BR	Blade; W/36" Blade			6971
Trans.; W/36" Blade	39454		6463BR	Trans.; W/36" Blade; W/30" Belt O.C.	53499		6830
5188-0200				Trans.; W/36" Blade; W/69" Belt O.C.			6869
Trans.; W/42" Blade	39454		6463BR	5188-4700; 5188-4900			
5188-0300; 5188-0600; 5188-0700; 5188-0800;				Blade; W/36" Blade	49878		6467BR
5188-0900; 5188-1000				Trans.; W/36" Blade	50737		6884
Blade; W/36" Blade	49878		6467BR	5188-4901			
Trans.; W/36" Blade	39454		6463BR	Blade; W/36" Blade	49878		6467BR
5188-1100				Trans.; W/36" Blade	53833		6881
Blade; W/36" Blade			6971	5188-4902; 5188-4903			
Trans.; W/36" Blade	39454		6463BR	Blade; W/36" Blade	49878		6467BR
5188-1300; 5188-1400; 5188-1500				Trans.; W/36" Blade	50737		6884
Blade; W/36" Blade	49878		6467BR	5188-5000			
Trans.; W/36" Blade	39454		6463BR	Blade; W/36" Blade			6971
5188-1700				Trans.; W/36" Blade	50737		6884
Trans.; W/42" Blade	39454		6463BR	5188-5100; 5188-5101			
5188-2000				Blade; W/36" Blade	49878		6467BR
Blade; W/36" Blade	49878		6467BR	Trans.; W/36" Blade	53499		6830
Trans.; W/36" Blade	39454		6463BR	5188-5200			
5188-2100				Blade; W/36" Blade			6971
Blade; W/36" Blade			6971	Trans.; W/36" Blade; W/30" Belt O.C.	53499		6830
Trans.; W/36" Blade	39454		6463BR	Trans.; W/36" Blade; W/69" Belt O.C.			6869
5188-2200; 5188-2300; 5188-2400				5188-5300			
Blade; W/36" Blade	49878		6467BR	Trans.; W/42" Blade; W/30" Belt O.C.	53499		6830
Trans.; W/36" Blade	39454		6463BR	Trans.; W/42" Blade; W/69" Belt O.C.			6869
5188-2500; 5188-2501				5188-5600			
Blade; W/36" Blade	49878		6467BR	Blade; W/36" Blade			6971
Trans.; W/36" Blade	50737		6884	Trans.; W/36" Blade	50737		6884
5188-2600				5188-5700			
Blade; W/36" Blade	48044		6454BR	Trans.; W/42" Blade; W/30" Belt O.C.	53499		6830
Trans.; W/36" Blade	50737		6884	Trans.; W/42" Blade; W/69" Belt O.C.			6869
5188-2601; 5188-2700; 5188-2701				5188-5900			
Blade; W/36" Blade	49878		6467BR	Blade; W/36" Blade			6971
Trans.; W/36" Blade	50737		6884	Trans.; W/36" Blade	50737		6884
5188-2900				5188-6000			
Trans.; W/42" Blade	50737		6884	Blade; W/36" Blade	49878		6467BR
5188-3000				Trans.; W/36" Blade	54758		6551BR
Blade; W/36" Blade	48044		6454BR	5188-6100			
Trans.; W/36" Blade	50737		6884	Blade; W/36" Blade			6971
				Trans.; W/36" Blade	54758		6551BR

Belts for Riding Mowers

Application	OEM No.	Standard Belts	Premium Belts	Application	OEM No.	Standard Belts	Premium Belts
NOMA - Continued				NOMA - Continued			
5188-6200				5246-0000; 5246-0100; 5246-3000; 5246-3100;			
Blade; W/36" Blade	49878		6467BR	5246-3200; 5246-3400			
Trans.; W/36" Blade	54758		6551BR	Drive; W/30" Blade	26659	3720	
5188-6300				5252-0000			
Blade; W/36" Blade			6971	Blade; W/30" Blade	47611		6463BR
Trans.; W/36" Blade	54758		6551BR	Drive; W/30" Blade			6841
5188-6400; 5188-6401				5254-0000; 5254-3100; 5255-0000; 5255-4200;			
Blade; W/36" Blade	49878		6467BR	5258-0000; 5258-4200; 5258-4400			
Trans.; W/36" Blade	54758		6551BR	Blade; W/24", 26" Blade	29798		6827
5188-6500				5260-0000			
Blade; W/36" Blade			6971	Deck; W/24" Blade	29798		6827
Trans.; W/36" Blade	54758		6551BR	5261-0000			
5188-6600; 5188-6601				Blade; W/24", 26" Blade	29798		6827
Trans.; W/36" Blade			6871	5267-0910			
5188-6700				Blade; W/26" Blade	45187	2440	
Blade; W/36" Blade			6971	Trans.; W/26" Blade			6856
Trans.; W/36" Blade	50737		6884	5267-1400			
5188-6800				Blade; W/32" Blade	45186	2630	
Trans.; W/36" Blade			6871	Trans.; W/32" Blade			6856
5188-6801				5267-1500			
Blade; W/36" Blade	49878		6467BR	Blade; W/26" Blade	45187	2440	
Trans.; W/36" Blade	54758		6551BR	Trans.; W/26" Blade			6856
5188-6900				5267-1900			
Blade; W/36" Blade			6971	Blade; W/32" Blade	47390		6871
Trans.; W/36" Blade	54830		6871	Trans.; W/32" Blade			6856
5188-7500; 5188-7501; 5188-7600				5267-2000; 5267-2100			
Blade; W/36" Blade	49878		6467BR	Blade; W/32" Blade	45186	2630	
5188-8000				Trans.; W/32" Blade			6856
Blade; W/36" Blade	49878		6467BR	5267-9000			
Trans.; W/36" Blade	54758		6551BR	Blade; W/26" Blade	45187	2440	
5188-8100				Trans.; W/26" Blade			6856
Blade; W/36" Blade			6971	5268-0000			
Trans.; W/36" Blade	54758		6551BR	Blade; W/32" Blade			6863
5188-8200				Trans.; W/32" Blade			6856
Blade; W/36" Blade	49878		6467BR	5268-0100			
Trans.; W/36" Blade	54758		6551BR	Blade; W/26" Blade	44039		6844
5188-8300				Trans.; W/26" Blade			6856
Blade; W/36" Blade			6971	5268-0200; 5268-0400			
Trans.; W/36" Blade	54758		6551BR	Blade; W/32" Blade			6863
5188-8400				Trans.; W/32" Blade			6856
Blade; W/36" Blade	49878		6467BR	5268-0500			
Trans.; W/36" Blade	54830		6871	Blade; W/26" Blade	45187	2440	
5188-9000				Trans.; W/26" Blade			6856
Blade; W/36" Blade	49878		6467BR	5268-0600; 5268-0700; 5268-0800; 5268-0900;			
Trans.; W/36" Blade	49580	2405		5268-1100; 5268-1200			
5188-9100; 5188-9101				Blade; W/26" Blade	45186	2630	
Blade; W/36" Blade	49878		6467BR	Trans.; W/26" Blade			6856
Trans.; W/36" Blade			6869	5270-0200; 5270-3300; 5270-3500; 5270-3800			
5188-9200; 5188-9300				Blade; W/24" Blade	31053		6827
Blade; W/36" Blade	49878		6467BR	Drive; W/24" Blade	30997		6847
Trans.; W/36" Blade	50737		6884	5271-0000; 5271-0100; 5271-0200; 5271-0300;			
5218-4100; 5218-4200; 5218-4300; 5218-4400;				5271-3300; 5271-3500; 5271-3900; 5271-4100;			
5218-4500; 5218-4600; 5218-4700; 5218-4800;				5271-4200; 5271-4300			
5218-4900				Blade; W/26" Blade	31053		6827
Blade; W/36" Blade	46466		6983	Drive; W/26" Blade	30998		6842
Drive; W/36" Blade	39454		6463BR	5271-4600; 5271-4700; 5271-4800; 5271-4900;			
5236-0000; 5236-0; 5236-0100; 5236-0200; 5236-0400; 5236-3200				5274-0000; 5274-0100; 5275-000			
Blade; W/32" Blade	20368	2290		Blade; W/26" Blade	31053		6827
5238-0000; 5238-0200; 5238-3000; 5238-3200;				Drive; W/26" Blade	30998		6842
5238-4000				5276-0000; 5276-040			
Blade; W/32" Blade	20368	2290		Blade; W/26" Blade	41505		6835
Drive; W/32" Blade	23164		6825	Drive; W/26" Blade	30998		6842
5239-0000; 5239-4000; 5239-4200; 5240-0000;				5276-0100			
5240-0200; 5240-3000				Blade; W/36" Blade	45187	2440	
Drive; W/32" Blade	20368	2290		Trans.; W/36" Blade			6856
5244-3000; 5244-3200; 5244-3400				5276-0200; 5276-0300			
Blade; W/24" Blade	20368	2290		Blade; W/36" Blade	45187	2440	
Drive; W/24" Blade	23164		6825	Trans.; W/36" Blade			6856
				Blade; W/26" Blade	41505		6835

Belts for Riding Mowers

Application	OEM No.	Standard Belts	Premium Belts	Application	OEM No.	Standard Belts	Premium Belts
NOMA - Continued				NOMA - Continued			
5276-0200; 5276-0300 - Continued				5283-1000			
Drive; W/26" Blade	30998		6842	Blade; W/36" Blade	39456	3690	
5276-0400		2440		Drive; W/36" Blade	39455		6863
Blade; W/36" Blade	45187			5284-0000; 5284-0100; 5285-0000; 5285-0100;			
Trans.; W/36" Blade			6856	5285-0200; 5285-0300		3690	
5276-0500; 5276-0600; 5276-0800		2440		Blade; W/36" Blade	39456		6463BR
Blade; W/36" Blade	45187			Drive; W/36" Blade	39454		
Trans.; W/36" Blade			6856	5285-0400; 5285-0500; 5285-0600; 5285-0700;			
Blade; W/26" Blade	41505		6835	5285-0800; 5285-0900			6630BR
Drive; W/26" Blade	30998		6842	Blade; W/36" Blade	42111		6463BR
5276-0900		2440		Drive; W/36" Blade	39454		
Blade; W/36" Blade	45187			5285-1000; 5285-1100; 5285-1201; 5285-1300		3690	
Trans.; W/36" Blade			6856	Blade; W/36" Blade	39456		6463BR
5276-1000				Drive; W/36" Blade	39454		
Blade; W/32" Blade	47390		6871	5285-1400			
Trans.; W/32" Blade			6856	Blade; W/36" Blade	42111		6630BR
5277-0000; 5277-0100; 5277-0200				Drive; W/36" Blade	39454		6463BR
Blade; W/26" Blade	41505		6835	5285-1500; 5285-1600; 5285-1700; 5285-2000;			
Drive; W/26" Blade	30998		6842	5285-2200; 5285-2300; 5285-2500; 5285-2600;			
5278-0100				5285-2700; 5285-2800			6971
Blade; W/26" Blade	31053		6827	Blade; W/36" Blade			6463BR
Drive; W/26" Blade	30998		6842	Drive; W/36" Blade	39454		
5281-0000; 5281-0100; 5281-0200		3690		5285-2900; 5285-3000; 5285-3200; 5285-3300;			
Blade; W/36" Blade	39456			5285-3400; 5285-3600; 5285-3900; 5285-4000			6971
Drive; W/36" Blade	39455		6863	Blade; W/36" Blade			6463BR
5281-0300				Drive; W/36" Blade	39454		
Blade; W/36" Blade	42111		6630BR	5285-5000			
Drive; W/36" Blade	39455		6863	Blade; W/36" Blade	48044		6454BR
5281-1000		3690		Drive; W/36" Blade	39454		6463BR
Blade; W/36" Blade	39456			5285-5100			
Drive; W/36" Blade	39455		6863	Blade; W/36" Blade		6971	
5282-0000; 5282-0100; 5282-0200; 5282-0300				Drive; W/36" Blade	39454		6463BR
Blade; W/36" Blade	39456		3690	5285-5200			
Drive; W/36" Blade	39454		6463BR	Blade; W/36" Blade	48044		6454BR
5282-0400; 5282-0500; 5282-0600; 5282-0700				Drive; W/36" Blade	39454		6463BR
Blade; W/36" Blade	42111		6630BR	5285-5300; 5285-5400			6971
Drive; W/36" Blade	39454		6463BR	Blade; W/36" Blade			6463BR
5282-0800; 5282-0900				Drive; W/36" Blade	39454		
Blade; W/36" Blade			6971	5285-5600; 5285-5800; 5285-5801; 5285-5900;			
Drive; W/36" Blade	39454		6463BR	5285-6000; 5285-6200			6454BR
5282-1000; 5282-1100		3690		Blade; W/36" Blade	48044		6463BR
Blade; W/36" Blade	39456			Drive; W/36" Blade	39454		
Drive; W/36" Blade	39454		6463BR	5288-0000; 5288-0200; 5288-0300; 5288-0500;			
5282-1200				5288-0600			6971
Blade; W/36" Blade	42111		6630BR	Blade; W/36" Blade			6463BR
Drive; W/36" Blade	39454		6463BR	Trans.; W/36" Blade	39454		
5282-1201		3690		5288-0700; 5288-0800; 5288-1000; 5288-1100			
Blade; W/36" Blade	39456			Blade; W/36" Blade	46466		6983
Drive; W/36" Blade	39454		6463BR	Trans.; W/36" Blade	39454		6463BR
5282-1400				5288-1200; 5288-1300; 5288-1301; 5288-1400;			
Blade; W/36" Blade	42111		6630BR	5288-1500			
Drive; W/36" Blade	39454		6463BR	Blade; W/36" Blade	48044		6454BR
5282-1600; 5282-1800				Trans.; W/36" Blade	39454		6463BR
Blade; W/36" Blade			6971	5288-1600			
Drive; W/36" Blade	39454		6463BR	Blade; W/36" Blade		6971	
5282-2000		3690		Trans.; W/36" Blade	39454		6463BR
Blade; W/36" Blade	39456			5288-1700; 5288-1800; 5288-1900			
Drive; W/36" Blade	39454		6463BR	Blade; W/36" Blade	48044		6454BR
5282-2200; 5282-2300				Trans.; W/36" Blade	39454		6463BR
Blade; W/36" Blade			6971	5288-2000			
Drive; W/36" Blade	39454		6463BR	Blade; W/36" Blade	47390		6871
5282-2500				Trans.; W/36" Blade			6856
Blade; W/36" Blade	48044		6454BR	5288-2100			
Drive; W/36" Blade	39454		6463BR	Blade; W/36" Blade		6971	
5283-0000; 5283-0100; 5283-0200		3690		Trans.; W/36" Blade	39454		6463BR
Blade; W/36" Blade	39456			5288-2300; 5288-2301; 5288-2400; 5288-2401;			
Drive; W/36" Blade	39455		6863	5288-2402; 5288-2600; 5288-2800; 5288-3000			6454BR
5283-0300; 5283-0500				Blade; W/36" Blade	48044		6463BR
Blade; W/36" Blade	42111		6630BR	Trans.; W/36" Blade	39454		
Drive; W/36" Blade	39455		6863				

Lawn & Garden Equipment

Belts for Riding Mowers

Application	OEM No.	Standard Belts	Premium Belts	Application	OEM No.	Standard Belts	Premium Belts
NOMA - Continued				NOMA - Continued			
5288-3100				5289-1600; 5289-1700; 5289-1800; 5289-1900;			
Blade; W/42" Blade; W/53" Belt O.C.			6853	5289-2000; 5289-2100; 5289-2300; 5289-2500;			
Blade; W/42" Blade; W/98" Belt O.C.			6898	5289-2600; 5289-2601			
Trans.; W/42" Blade39454			6463BR	Blade; W/32" Blade47390			6871
5288-3300; 5288-3400; 5288-3500; 5288-3600				Trans.; W/32" Blade			6856
Blade; W/36" Blade48044			6454BR	5289-2800; 5289-2900; 5289-3000; 5289-3100;			
Trans.; W/36" Blade39454			6463BR	5289-3200; 5289-3300; 5289-3400; 5289-3401;			
5288-3700				5289-3600; 5289-3700			
Blade; W/36" Blade6971			6971	Blade; W/32" Blade47390			6871
Trans.; W/36" Blade39454			6463BR	Trans.; W/32" Blade			6856
5288-3800; 5288-4000				5289-3800; 5289-4000; 5289-4100; 5289-4200;			
Blade; W/36" Blade48044			6454BR	5289-4201; 5289-4300; 5289-4301; 5289-4500;			
Trans.; W/36" Blade39454			6463BR	5289-4501; 5289-4600			
5288-4100				Blade; W/32" Blade47390			6871
Trans.; W/42" Blade29454			6463BR	Trans.; W/32" Blade			6856
5288-4200; 5288-4300				5289-4700; 5289-5100; 5289-5101; 5289-5102			
Blade; W/36" Blade48044			6454BR	Blade; W/32" Blade47390			6871
Trans.; W/36" Blade39454			6463BR	Trans.; W/32" Blade			6856
5288-4400				5289-5200			
Trans.; W/42" Blade29454			6463BR	Blade; W/32" Blade45186		2630	
5288-4500; 5288-4700				Trans.; W/32" Blade			6856
Blade; W/36" Blade48044			6454BR	5289-5400			
Trans.; W/36" Blade39454			6463BR	Blade; W/32" Blade47390			6871
5288-4800				Trans.; W/32" Blade			6856
Trans.; W/42" Blade29454			6463BR	5289-5500; 5289-5600			
5288-4900; 5288-5000				Blade; W/32" Blade45186		2630	
Blade; W/36" Blade6971			6971	Trans.; W/32" Blade			6856
Trans.; W/36" Blade39454			6463BR	5289-5700; 5289-9100			
5288-5100; 5288-5101; 5288-5102				Blade; W/32" Blade47390			6871
Blade; W/36" Blade48044			6454BR	Trans.; W/32" Blade			6856
Trans.; W/36" Blade39454			6463BR	5290-0000; 5290-1100; 5290-1200; 5290-1300;			
5288-5200				5290-2000; 5290-2100			
Trans.; W/42" Blade29454			6463BR	Blade; W/32" Blade42846			6850
5288-5500; 5288-5501				Trans.; W/32" Blade42858		2390	
Blade; W/36" Blade48044			6454BR	5293-0000; 5293-2000			
Trans.; W/36" Blade52467			6887	Blade; W/32" Blade42881			6971
5288-5600				Trans.; W/32" Blade42858		2390	
Blade; W/36" Blade6971			6971	5294-0200; 5294-0300; 5294-0400; 5294-0600			
Trans.; W/36" Blade52467			6887	Blade; W/32" Blade45186		2630	
5288-5700; 5288-5701; 5288-5800; 5288-5801				Trans.; W/32" Blade			6841
Trans.; W/36" Blade52467			6887	5294-0900			
5288-6200; 5288-6201				Blade; W/32" Blade47611			6463BR
Blade; W/36" Blade48044			6454BR	Trans.; W/32" Blade			6841
Trans.; W/36" Blade39454			6463BR	5294-1700; 5294-1800; 5294-2000; 5294-2100;			
5288-6300				5294-2200; 5294-2300			
Trans.; W/42" Blade39454			6463BR	Blade; W/32" Blade47611			6463BR
5288-6400				Trans.; W/32" Blade51855			6841
Blade; W/36" Blade48044			6454BR	5296-0000; 5296-0200			
Trans.; W/36" Blade39454			6463BR	Blade; W/32" Blade			6971
5288-6500				Trans.; W/32" Blade39454			6463BR
Trans.; W/42" Blade29454			6463BR	5296-0300			
5288-9100				Blade; W/32" Blade47611			6463BR
Blade; W/36" Blade48044			6454BR	Trans.; W/32" Blade			6841
Trans.; W/36" Blade39454			6463BR	5296-0400			
5289-0000; 5289-0100				Blade; W/32" Blade			6971
Blade; W/32" Blade6863			6863	Trans.; W/32" Blade39454			6463BR
Trans.; W/32" Blade6856			6856	5296-0700; 5296-0800			
5289-0200				Blade; W/32" Blade46466			6983
Blade; W/32" Blade45186			6863	Trans.; W/32" Blade39454			6463BR
Trans.; W/32" Blade6856			6856	5296-0900; 5296-1000; 5296-1200			
5289-0300				Blade; W/32" Blade48044			6454BR
Blade; W/32" Blade6863			6863	Trans.; W/32" Blade39454			6463BR
Trans.; W/32" Blade6856			6856	5297-0000; 5297-0100; 5297-0200; 5297-0300;			
5289-0400; 5289-0500; 5289-0700; 5289-0800;				5297-0400; 5297-0500			
5289-1200; 5289-1400; 5289-1500				Blade; W/42" Blade44313			6852
Blade; W/32" Blade45186		2630		Trans.; W/88" Belt O.C.; W/42" Blade39454			6463BR
Trans.; W/32" Blade6856			6856	Trans.; W/98" Belt O.C.; W/42" Blade			6898

Belts for Riding Mowers

Application	OEM No.	Standard Belts	Premium Belts	Application	OEM No.	Standard Belts	Premium Belts
NOMA - Continued				NOMA - Continued			
5297-0600; 5297-0700; 5297-1000; 5297-1100; 5297-1200; 5297-1300				A3912-000; A3912-011; A3912-020; A3912-021; A3912-030; A3912-031; A3912-060; A3912-080; A3912-090; A3912-110			
Blade; W/53" Belt O.C.; W/42" Blade			6853	Deck	300680		6555BR
Blade; W/98" Belt O.C.; W/42" Blade			6898	Drive	57214		6775BR
Trans.; W/42" Blade	39454		6463BR	A3912-111; A3914-000; A3916-000			
5298-5201				Deck			
Blade; W/42" Blade	47390		6871	Drive	57214		6555BR
Trans.; W/42" Blade			6856	6775BR			
5299-0000				A3917-000			
Blade; W/42" Blade	47201		6825	Deck			6978
P.T.O.; W/42" Blade	47200		6829	Trans.			6885
8897				A4012-000; A4012-030; A4012-100; A4012-110; A4012-140; A4012-150; A4016-020; A4016-030; A4016-040			
Blade			6975	Deck	48044		6454BR
Trans.	54758		6551BR	A4514-000; A4514-010; A4514-020; A4516-020			
50336				Cross Deck			
Trans.; W/24" Blade	29798		6827	Deck	300142		6741
50337-3				Deck			
Blade; W/24" Blade	30997		6847	Drive	300680		6555BR
Trans.; W/24" Blade	31053		6827	6775BR			
50347-1; 50347-3; 50349-4				A4518-010			
Blade; W/24" Blade	30998		6842	Cross Deck	300142		6741
Trans.; W/24" Blade	31053		6827	Deck	300680		6555BR
503371				Drive			
Blade; W/24" Blade	30997		6847	6889			
Trans.; W/24" Blade	31053		6827	A4518-030; A4518-031			
A2650-010				Cross Deck			
Blade; W/26" Blade	309715		6844	Deck	58170		6741
Trans.; W/26" Blade	300575		6836	Trans.	57556		6675BR
A3008-000				6889			
Trans.; W/30" Blade	54758		6551BR	A4518-060; A4518-061			
Trans.; W/8 H.P. Eng.; W/30" Deck	54758		6551BR	Cross Deck	300142		6741
A3008-020				Deck			
Trans.; W/30" Blade	54758		6551BR	Trans.	58170		6675BR
A3210-000; A3210-001; A3280-000				6885			
Blade; W/32" Blade	300747		6869	A4518-080; A4518-081			
Trans.; W/32" Blade	300575		6836	Cross Deck	300142		6741
A3280-020				Deck			
Deck	300747		6869	6675BR			
A3554-040				A4618-010			
Blade; W/36" Blade	302289		6974	Trans.; W/18 H.P. Eng.; W/45" Deck	57556		6889
Trans.; W/36" Blade	54758		6551BR	B3010-000; B3080-020			
A3601-000; A3601-040				Trans.; W/30" Blade			
Blade; W/36" Blade	305698		6873	300575			
Trans.; W/36" Blade	300575		6836	B3201-010; B3201-020; B3201-030; B3210-000; B3211-000			
A3610-000; A3611-000				Blade; W/32" Blade			
Deck	58170		6675BR	300747			
Trans.	54758		6551BR	Trans.; W/32" Blade			
A3611-000-020				300575			
Blade			6975	Cross Deck			
Trans.	54758		6551BR	Deck			
A3611-020; A3612-000				Trans.			
Deck	58170		6675BR	302719			
A3612-000-010				B3601-000; B3601-040; B3601-060			
Blade			6975	Blade; W/36" Blade			
Trans.	54758		6551BR	Trans.; W/36" Blade			
A3612-010				305698			
Deck	58170		6675BR	300575			
A3812-000; A3812-001; A3812-010				B3610-120; B3610-130; B3812-000			
Deck	300680		6555BR	Deck			
Drive	54758		6551BR	Trans.			
A3812-020				58170			
Deck			6978	3812-010; B3812-020; B3812-040; B3812-050;			
Trans.			6885	3812-060; B3812-080; B3812-090; B3812-100;			
A3812-030; A3812-040; A3812-050; A3812-060; A3812-061				B3812-120; B3812-130			
Deck	300680		6555BR	Deck			
Drive	54758		6551BR	Drive			
A3812-061				300680			
Deck			6978	300680			
Drive			6885	57214			
A3812-061				B3912-000; B3912-010; B3912-020; B3912-120			
Deck	300680		6555BR	Deck			
Drive	54758		6551BR	Drive			
A3812-061				300680			
Deck			6978	300680			
Drive			6885	57214			
A3812-061				B3912-140			
Deck	300680		6555BR	Deck			
Drive	54758		6551BR	Drive			
A3812-061				314120			
Deck			6978	6887			
Drive			6885	B3912-160; B3912-210			
A3812-061				Deck			
Deck	300680		6555BR	300680			
Drive	54758		6551BR	6775BR			
A3812-061				6775BR			
Deck	300680		6555BR	6775BR			
Drive	54758		6551BR	6775BR			

Lawn & Garden Equipment

Belts for Riding Mowers

Application	OEM No.	Standard Belts	Premium Belts	Application	OEM No.	Standard Belts	Premium Belts
NOMA - Continued				NOMA - Continued			
B3912-160; B3912-210 - Continued				C3812-00T; C3812-010; C3812-050; C3812-060;			
Drive	57214		6775BR	C3912-000; C3912-010; C3912-060; C3912-090;			
B3912-230				C3912-110; C3912-120 - Continued			
Deck	300680	6555BR		Drive	54758		6551BR
Drive	54758	6882		C3912-130; C3912-150			
B3916-000				Deck			
Blade	305667	6976		Drive	54758	6555BR	6551BR
Trans.	302719	6891		C3912-200; C3912-400; C3913-000			
B3918-010				Deck			
Deck	300680	6555BR		Drive	314120	6555BR	6887
Drive	57214	6775BR		C4012-010			
B4012-000; B4012-140; B4012-170; B4012-180;				Blade; W/40" Blade			
B4012-190; B4013-020; B4013-030; B4014-130;				Trans.; W/40" Blade			
B4016-020				C4012-020; C4012-050; C4013-000; C4013-010;			
Deck	48044	6454BR		C4013-020; C4013-050			
B4212-000; B4212-010; B4314-010; B4314-040				Deck			
Trans.; W/43" Blade		6885		C4136-020; C4136-040; C4212-000; C4213-000;			
B4514-010				C4213-01T			
Cross Deck	300142	6741		Blade; W/38" Blade	318372	6702BR	
Deck	300680	6555BR		Trans.; W/38" Blade		6887	
Drive	57214	6775BR		C4214-00T			
B4516-000				Blade; W/42", 43" Blade			
Cross Deck	300142	6741		Trans.; W/42", 43" Blade	314572	6702BR	6880
Deck	300680	6555BR		C4312-000; C4312-040			
Drive	302719	6891		Blade; W/38" Blade	318372	6702BR	
B4518-010				Trans.; W/38" Blade			
Cross Deck	300142	6741		C4313-000; C4313-030; C4313-051			
Deck	300680	6555BR		Blade; W/42", 43" Blade	318372	6702BR	
Drive	57556	6889		Trans.; W/42", 43" Blade	314572	6880	
B4518-030				C4314-051; C4318-000; C4318-020			
Cross Deck	300142	6741		Blade; W/38" Blade	318372	6702BR	
Deck	300680	6555BR		Trans.; W/38" Blade		6887	
Drive	314120	6887		C4318-030; C4318-040			
B4518-040				Blade; W/42", 43" Blade			
Cross Deck	300142	6741		Trans.; W/42", 43" Blade	314572	6702BR	6880
Deck	58170	6675BR		C4614-030; C4614-030X; C4614-031; C4616-03T			
B4518-050				Blade; W/46" Blade			
Cross Deck	300142	6741		Trans.; W/46" Blade	321206	6845	
Deck	300680	6555BR		C4618-02T			
Drive	57556	6889		Blade; W/46" Blade	321206	6845	
B4518-060				Trans.; W/46" Blade			
Cross Deck	300142	6741		C4618-040; C4618-050			
Deck	58170	6675BR		Blade; W/46" Blade	321206	6845	
Trans.		6885		Trans.; W/46" Blade	302719	6891	
B4518-070; B4518-071				D3011-050			
Cross Deck	300142	6741		Trans.; W/30" Blade	300575	6836	
Deck	58170	6675BR		D3554-021			
Trans.		6975		Blade; W/38", 39" Blade		6978	
B4518-080				Trans.; W/38", 39" Blade			
Deck	58170	6675BR		Drive	54758	6551BR	
Trans.	302719	6891		D3554-031; D3554-032			
B4518-100; B4518-130				Deck			
Cross Deck	300142	6741		Drive	300680	6555BR	
Deck	300680	6555BR		D3601-000; D3601-020			
Drive	302719	6891		Blade; W/36" Blade	320534	6874	
B4614-000; B4616-030; B4616-070; B4618-021				Trans.; W/36" Blade			
Blade; W/43" Blade	302291	6964		D3812-000; D3812-030; D3812-040; D3813-000			
Trans.; W/43" Blade	303241	6890		Deck	300680	6555BR	
C3011-020; C3012-000; C3012-020				Drive			
Blade; W/30" Blade		6854		Drive	54758	6551BR	
Trans.; W/30" Blade	54758	6551BR		D3912-000			
C3601-000; C3601-020				Deck			
Blade; W/36" Blade	320534	6874		Drive	314120	6555BR	6887
C3612-010				D3912-010; D3912-040; D3912-060; D3912-070;			
Deck	58170	6675BR		D3912-071			
Trans.	54758	6551BR		Deck	300680	6555BR	
C3812-00T; C3812-010; C3812-050; C3812-060;				Drive			
C3912-000; C3912-010; C3912-060; C3912-090;				D3912-110			
C3912-110; C3912-120				Deck			
Deck	300680	6555BR		Drive	326932	6555BR	6876

Belts for Riding Mowers

Application	OEM No.	Standard Belts	Premium Belts	Application	OEM No.	Standard Belts	Premium Belts
NOMA - Continued				NOMA - Continued			
D3912-150				DYK117B88			
Deck	300680		6555BR	Blade; W/39" Blade			6978
Drive	314572		6880	Trans.; W/39" Blade			6885
D3912-160; D3912-170				DYK700FA98			
Deck	300680		6555BR	Blade; W/26", 32" Blade	300747		6869
Drive	314120		6887	Trans.; W/26", 32" Blade	300575		6836
D3912-171				DYK7003A98			
Blade; W/38", 39" Blade			6978	Blade; W/26", 32" Blade	300749		6847
Trans.; W/38", 39" Blade	54758		6551BR	Trans.; W/26", 32" Blade	300575		6836
D3912-190				DYK7007B88			
Deck	300680		6555BR	Deck	300680		6555BR
Drive	54758		6551BR	Drive	57214		6775BR
D3912-210				DYK7021A98			
Deck	300680		6555BR	Cross Deck	300142		6741
D3913-000				Deck	300680		6555BR
Deck	300680		6555BR	Drive	57556		6899
Drive	314120		6887	DYK7117A88; DYK7117A98; DYK7117B88			
D4013-020				Deck	300680		6555BR
Deck	48044		6454BR	Drive	57214		6775BR
D4013-060				DYK7121A98			
Blade; W/40" Blade	319005		6981	Cross Deck	300142		6741
Trans.; W/40" Blade	314572		6880	Deck	300680		6555BR
D4213-000				Drive	57556		6889
Blade; W/42", 43" Blade	305148		6983	E3812-100; E3912-000; E3912-020; E3912-030; E3912-060			
D4213-020				Deck	300680		6555BR
Blade; W/42", 43" Blade	305148		6983	Drive	54758		6551BR
Trans.; W/42", 43" Blade	54758		6551BR	E3912-400			
D4214-000				Deck	300680		6555BR
Blade; W/42", 43" Blade	318372		6702BR	Drive	314572		6880
Trans.; W/42", 43" Blade	314572		6880	E3913-030			
D4214-060				Deck	300680		6555BR
Blade; W/43" Blade	318372		6702BR	Drive	326932		6876
Trans.; W/43" Blade			6887	F3912-000; F3912-020; F3912-030; F3912-040; F3912-050			
D4313-020				Deck	300680		6555BR
Blade; W/42", 43" Blade	305148		6983	Drive	54758		6551BR
Trans.; W/42", 43" Blade	54758		6551BR	F3912-090			
D4313-030; D4313-040				Deck	300680		6555BR
Blade; W/42", 43" Blade	305148		6983	Drive	338017		6885
D4313-050				F3912-100			
Blade; W/42", 43" Blade	305148		6983	Deck	300680		6555BR
Trans.; W/42", 43" Blade	54758		6551BR	Drive	54758		6551BR
D4313-070; D4313-080				G3912-000; G3912-010; G3912-030; G3912-040			
Blade; W/42", 43" Blade	318372		6702BR	Deck	300680		6555BR
Trans.; W/42", 43" Blade	314572		6880	Drive	338017		6885
D4313-090				LT1443			
Blade; W/42", 43" Blade	305148		6983	Blade; W/14 H.P. Eng.	48044		6454BR
Trans.; W/42", 43" Blade	54758		6551BR	Trans.; W/14 H.P. Eng.	50737		6884
D4314-060				LT-1239 (A3912-000)			
Blade; W/43" Blade	314108		6537BR	Trans.; W/12 H.P. Eng.			6884
Trans.; W/43" Blade	314572		6880	Belt; W/39" Deck; W/12 H.P. Eng.			6978
D4314-090				LTI-1646 (A4616-00)			
Blade; W/42", 43" Blade	318372		6702BR	Blade; W/16 H.P. Eng.	48044		6454BR
Trans.; W/42", 43" Blade	314572		6880	Trans.; W/16 H.P. Eng.	50737		6884
D4315-000				LX-1240 (A4012-020)			
Blade; W/43" Blade	314108		6537BR	Blade; W/12 H.P. Eng.	48044		6454BR
Trans.; W/43" Blade			6887	LX-1340 (A4012-010)			6884
D4316-000				Blade; W/12.5 H.P. Eng.	48044		6454BR
Blade; W/42", 43" Blade	318372		6702BR	Trans.; W/12.5 H.P. Eng.	50737		6884
Trans.; W/42", 43" Blade	314572		6880	LXI-1440 (A4014-000)			
D4318-000; D4318-030; D4318-040; D4318-050				Blade; W/14 H.P. Eng.	48044		6454BR
Blade; W/43" Blade	318372		6702BR	Trans.; W/14 H.P. Eng.	50737		6884
Trans.; W/43" Blade			6887	MOM6052A09			
D4318-060				Deck	37X12		6449BR
Blade; W/43" Blade	314108		6537BR	Motion Drive	37X65		6453BR
Trans.; W/43" Blade			6887	MOM6084A09; MOM6107A49; MOM6115A59; MOM6115A89			
D4618-000; D4618-020				Motion Drive	37X65		6453BR
Blade; W/46" Blade	321206		6845				
Trans.; W/46" Blade	302719		6891				

Lawn & Garden Equipment

Belts for Riding Mowers

Lawn & Garden Equipment

Application	OEM No.	Standard Belts	Premium Belts
NOMA - Continued			
NOP711A09			
Blade; W/39" Blade			6978
Trans.; W/39" Blade			6885
NOP1720A19			
Blade; W/36" Blade			6975
Trans.; W/36" Blade	54758		6551BR
NOP7117A09; NOP7117A19			
Deck	300680		6555BR
Drive	57214		6775BR
NOP7120A19			
Deck	58170		6675BR
NOP7122A19			
Deck	300680		6555BR
Drive	54758		6551BR
NOP8184A09; NOP8184A19			
Cross Deck	300142		6741
Deck	300680		6555BR
Drive	57556		6889
NOP9122A19			
Deck	300680		6555BR
Drive	314120		6887
NOP9128A19			
Blade; W/42" Blade	314108		6537BR
Trans.; W/42" Blade	314572		6880
NOP9145A09			
Deck	48044		6454BR
Drive	303241		6890
XL830			
Deck; W/39" Blade	L450		6850
OKLAHOMA TIRE & SUPPLY			
3-3033X6; 3-3043X6			
Blade	20555		6841
Deck			6848
Trans.	20716		6837
3-3233X6; 4-3233X6			
Blade	21059		6844
Deck	21058		6863
Trans.	20716		6837
5-2513; 5-2513X6			
Blade	20717		6856
Trans.	20716		6837
5-3033X6			
Blade	20555		6841
Deck			6848
Trans.	20716		6837
6-2513; 6-2513X6			
Blade	20717		6856
Trans.	20716		6837
6-3033X6			
Blade	20555		6841
Deck			6848
Trans.	20716		6837
6-3666; 6-3667; 7-3666; 7-3667			
Blade			6846
Deck	21649		6449BR
Trans.	21615		6895
45-340-1			
Gen.	7540134		7330
45-345-9			
P.T.O.	7540165		6834
47-200			
Blade	7540138	3500	6950
Trans.	7540198		6451BR
47-201			
Blade	7540167		6964
Trans.	7540198		6451BR
47-202			
Blade	7540151		6967
Trans.	7540136		6931

Application	OEM No.	Standard Belts	Premium Belts
OKLAHOMA TIRE & SUPPLY - Continued			
47-202 - Continued			
Variable Speed	7540138	3500	6950
47-206			
Blade	7540145		6488BR
Trans.	7540226		6551BR
47-215; 47-215-1			
Blade	7540188		6951
Trans.	7540101		6517BR
47-244-0			
J.S.	7540245		6859
Trans.	7540244		6840
130-350			
Blade	7540107		6830
Trans.	7540936		6847
130-360			
Blade	7540138	3500	6950
Trans.	7540101		6517BR
130-380			
Blade	7540145		6488BR
Drive	7540147	3520	6952
Trans.	7540136		6931
130-410			
Blade	7540138	3500	6950
Trans.	7540101		6517BR
130-415			
Blade	7540147	3520	6952
Trans.	7540136		6931
Variable Speed	7540135		6925
130-420; 130-430			
Blade	7540127		6966
Trans.	7540136		6931
Variable Speed	7540135		6925
130-460; 130-470			
Blade	7540118		6963
Trans.	7540937	3590	6959
130-490			
Blade	7540145		6488BR
Drive	7540147	3520	6952
Trans.	7540136		6931
131-340			
Blade	7540107		6830
Trans.	7540936		6847
131-360; 131-412			
Blade	7540138	3500	6950
Trans.	7540101		6517BR
131-418			
Blade	7540147	3520	6952
Trans.	7540136		6931
Variable Speed	7540135		6925
131-425; 131-435			
Blade	7540127		6966
Trans.	7540136		6931
Variable Speed	7540135		6925
131-480; 131-485; 131-490; 131-495			
Blade	7540145		6488BR
Drive	7540147	3520	6952
Trans.	7540136		6931
132-360			
Blade	7540107		6830
Trans.	7540936		6847
132-410			
Blade	7540138	3500	6950
Trans.	7540101		6517BR
132-418			
Blade	7540147	3520	6952
Trans.	7540136		6931
Variable Speed	7540135		6925
132-425			
Blade	7540127		6966
Trans.	7540136		6931

Belts for Riding Mowers

Application	OEM No.	Standard Belts	Premium Belts	Application	OEM No.	Standard Belts	Premium Belts
OKLAHOMA TIRE & SUPPLY - Continued				OKLAHOMA TIRE & SUPPLY - Continued			
132-425 - Continued				137-400; 137-400A			
Variable Speed	7540135		6925	Blade	7540188		6951
132-495				Trans.	7540101		6517BR
Blade	7540145		6488BR	137-404			
Trans.	7540136		6931	Blade	7540138	3500	6950
Variable Speed	7540138	3500	6950	Trans.	7540101		6517BR
133-360				137-460; 137-460A; 137-465; 137-465A			
Blade	7540107		6830	Blade	7540151		6967
Trans.	7540936		6847	Trans.	7540136		6931
133-380; 133-390				Variable Speed	7540138	3500	6950
Blade	7540138	3500	6950	140-659			
Trans.	7540198		6451BR	Deck	7540113	3480	6948
133-404; 133-410				Gen.	7540134		7330
Blade	7540138	3500	6950	Trans.	7540112	3800	6980
Trans.	7540101		6517BR	140-660			
133-420				Gen.	7540134		7330
Blade	7540147	3520	6952	Trans.	7540112	3800	6980
Trans.	7540136		6931	140-669			
Variable Speed	7540135		6925	Deck	7540113	3480	6948
133-485				Gen.	7540134		7330
Blade	7540151		6967	Trans.	7540112	3800	6980
Trans.	7540127		6966	140-760			
134-380				Blade	7540125		6428BR
Blade	7540138	3500	6950	P.T.O.	7540123		3V335
Trans.	7540198		6451BR	140-960			
134-410				P.T.O.	7540165		6834
Blade	7540138	3500	6950	Trans.	7540124		6857
Trans.	7540101		6517BR	141-669			
134-420				Deck	7540113	3480	6948
Blade	7540147	3520	6952	Gen.	7540134		7330
Trans.	7540136		6931	Trans.	7540112	3800	6980
Variable Speed	7540135		6925	141-760; 141-960			
134-460; 134-465				Blade	7540125		6428BR
Blade	7540151		6967	P.T.O.	7540123		3V335
Trans.	7540136		6931	142-960; 143-960			
Variable Speed	7540138	3500	6950	P.T.O.	7540165		6834
135-380A; 135-385A				Trans.	7540124		6857
Blade	7540138	3500	6950	144-672			
Trans.	7540198		6451BR	Blade	7540184		6852
135-390A; 135-395A				Deck	7540180		6510BR
Blade	7540167		6964	Trans.	7540182	3810	6981
Trans.	7540198		6451BR	144-990			
135-410				Gen.	7540131		6671BR
Blade	7540138	3500	6950	P.T.O.	7540165		6834
Trans.	7540101		6517BR	Trans.	7540124		6857
135-465A				145-660A; 145-672A; 145-760A			
Blade	7540151		6967	Deck	7540180		6510BR
Trans.	7540136		6931	Gen.	7540134		7330
Variable Speed	7540138	3500	6950	Trans.	7540182	3810	6981
136-380A; 136-385A				145-990A			
Blade	7540138	3500	6950	Gen.	7540131		6671BR
Trans.	7540198		6451BR	P.T.O.	7540165		6834
136-390A; 136-395A				Trans.	7540124		6857
Blade	7540167		6964	147-650; 147-660; 148-650; 148-659; 148-660;			
Trans.	7540198		6451BR	148-669; 149-659; 149-669			
136-400A				Gen.	7540134		7330
Blade	7540188		6951	Trans.	7540112	3800	6980
Trans.	7540101		6517BR	OUR OWN HARDWARE			
136-460A; 136-465A				130-400			
Blade	7540151		6967	Blade	7540188		6951
Trans.	7540136		6931	Trans.	7540101		6517BR
Variable Speed	7540138	3500	6950	130-410			
136-504				Blade	7540138	3500	6950
Variator	7540240		6511BR	Trans.	7540101		6517BR
137-380A; 137-385; 137-385A				130-420; 130-430			
Blade	7540138	3500	6950	Blade	7540127		6966
Trans.	7540198		6451BR	Drive; W/25" Belt O.C.	7540135		6925
137-390; 137-390A; 137-395; 137-395A				Drive; W/31" Belt O.C.	7540136		6931
Blade	7540167		6964	130-460			
Trans.	7540198		6451BR	Blade	7540118		6963

Lawn & Garden Equipment

Belts for Riding Mowers

Application	OEM No.	Standard Belts	Premium Belts
OUR OWN HARDWARE - Continued			
130-460 - Continued			
Trans.	7540937	3590	6959
130-466			
Blade	7540151		6957
Deck	7540138	3500	6950
Traction	7540136		6931
130-470			
Blade	7540118		6963
Trans.	7540937	3590	6959
130-480			
Blade	7540145		6488BR
Drive; W/31" Belt O.C.	7540136		6931
Drive; W/52" Belt O.C.	7540147	3520	6952
130-498			
Blade	7540145		6488BR
Trans.	7540226		6551BR
130-780			
Deck	7540230		6755BR
Drive	7540245		6859
Transaxle	7540255		6837
130-796			
Blade	7540198		6451BR
Trans.	7540207		6842
131-412			
Blade	7540138	3500	6950
Trans.	7540101		6517BR
131-452; 131-453			
Blade	7540127		6966
Drive; W/25" Belt O.C.	7540135		6925
Drive; W/31" Belt O.C.	7540136		6931
131-480; 131-490			
Blade	7540145		6488BR
Drive; W/31" Belt O.C.	7540136		6931
Drive; W/52" Belt O.C.	7540147	3520	6952
132-380			
Blade	7540138	3500	6950
Trans.	7540164	2630	6863
132-425; 132-435			
Blade	7540127		6966
Drive; W/25" Belt O.C.	7540135		6925
Drive; W/31" Belt O.C.	7540136		6931
132-480; 132-485			
Blade	7540151		6957
Deck	7540138	3500	6950
Traction	7540136		6931
133-420			
Blade	7540147	3520	6952
Trans.	7540136		6931
Variable Speed	7540135		6925
133-440			
Blade	7540178	3820	6982
Trans.	7540179		6950
133-470			
Blade	7540151		6967
Trans.	7540127		6966
133-495			
Blade	7540145		6488BR
Drive	7540127		6966
134-390; 134-395			
Drive	7540164	2630	6863
134-402			
Blade	7540188		6951
Drive; W/31" Belt O.C.	7540136		6931
134-430			
Blade	7540127		6966
Drive; W/25" Belt O.C.	7540135		6925
Drive; W/31" Belt O.C.	7540136		6931
134-455; 134-465			
Blade	7540178	3820	6982
Drive	7540185		6849

Application	OEM No.	Standard Belts	Premium Belts
OUR OWN HARDWARE - Continued			
134-504			
Eng. To Deck	7540264		6639BR
Primary Variator	7540241		6494BR
Secondary Variator	7540240		6511BR
134-698			
Blade	7540145		6488BR
Trans.	7540266		6775BR
135-390; 135-395			
Blade	7540167		6964
Trans.	7540198		6451BR
135-402			
Blade	7540188		6951
Drive; W/31" Belt O.C.	7540136		6931
135-430			
Blade	7540127		6966
Drive; W/25" Belt O.C.	7540135		6925
Drive; W/31" Belt O.C.	7540136		6931
135-445			
Blade	7540200		6848
Trans.	7540178	3820	6982
135-465			
Blade	7540151		6957
Deck	7540138	3500	6950
Traction	7540136		6931
135-497			
Blade	7540145		6488BR
Drive; W/37" Belt O.C.	7540173	3370	6937
Drive; W/65" Belt O.C.	7540191		6865
136-390			
Blade	7540167		6964
Trans.	7540198		6451BR
136-435			
Blade	7540127		6966
Drive; W/25" Belt O.C.	7540135		6925
Drive; W/31" Belt O.C.	7540136		6931
136-497			
Blade	7540145		6488BR
Drive; W/37" Belt O.C.	7540173	3370	6937
Drive; W/65" Belt O.C.	7540191		6865
136-525			
Blade	7540195		6854
Trans.	7540198		6451BR
138-465			
Blade	7540151		6957
Deck	7540138	3500	6950
Traction	7540136		6931
138-497			
Blade	7540145		6488BR
Transaxle	7540226		6551BR
138-796			
Blade	7540198		6451BR
Transaxle	7540207		6842
140-660			
Gen.	7540134		7330
Trans.	7540112	3800	6980
140-960			
P.T.O.	7540123		3V335
Trans.	7540124		6857
144-660			
Blade	7540184		6852
Deck	7540180		6510BR
Gen.	7540134		7330
Trans.	7540182	3810	6981
144-860			
P.T.O.	7540165		6834
Trans.	7540124		6857
144-990			
P.T.O.	7540165		6834
145-672			
Blade	7540184		6852

Belts for Riding Mowers

Application	OEM No.	Standard Belts	Premium Belts	Application	OEM No.	Standard Belts	Premium Belts
OUR OWN HARDWARE - Continued				PENNEYS - Continued			
145-672 - Continued				1415; 1415A - Continued			
Deck	7540180		6510BR	Drive	7206		6829
Gen.	7540134		7330	1417; 1418; 1419; 1419A			
Trans.	7540182	3810	6981	Belt; W/25" Belt O.C.	8672B		6825
145-834				Belt; W/29" Belt O.C.	8671B		6829
Eng. To J.S.	7540245		6859	1421			
J.S. To Trans.	7540244		6840	Blade	7540151		6967
145-990				Drive	7540147	3520	6952
Gen.	7540169		7355	Trans.	7540136		6931
P.T.O.	7540165		6834	1422			
146-760				Blade	7540151		6967
Trans.	7540182		6981	Eng. To Pulley	7540138	3500	6950
146-834				Pulley To Trans.	7540136		6931
Blade	7540293		6501BR	1424			
Deck	7540230		6755BR	Blade; W/50" Belt O.C.	7540138	3500	6950
Eng. To J.S.	7540245		6859	Blade; W/64" Belt O.C.	7540167		6964
J.S. To Trans.	7540244		6840	Drive	7540164	2630	6863
146-990				1426			
Gen.	7540169		7355	Belt; W/31" Belt O.C.	40591	2310	6831
P.T.O.	7540165		6834	Belt; W/44" Belt O.C.	41454	3440	6944
PANZER				1427			
1107; 1110R				Blade	7540118		6963
Trans.	74207	3340	6934	Trans.	7540115	3610	6961
T50; T60; T65; T70; T70B; T70BES; T75				1427A; 1427B; 1427C			
Belt; W/34" Belt O.C.	T50167	3340	6934	Blade	7540118		6963
T102; T110; T115; T120; T205; T210; T215; T220				Trans.	7540937	3590	6959
Belt; W/38" Belt O.C.	T10234	3380	6938	1429			
T707ES; T707ESL; T758ES				Blade	7540127		6966
Belt; W/34" Belt O.C.	T50167	3340	6934	Trans.; W/25" Belt O.C.	7540135		6925
PENNEYS				Trans.; W/31" Belt O.C.	7540136		6931
143-860; 143-960; 143-990				1430			
Clutch	7540124		6857	Blade	21058		6863
P.T.O.	7540165		6834	Cross Drive	21059		6844
144-672; 144-760				Drive	20715		6837
Gen.	7540134		7330	1430A			
144-960; 144-990				Blade	20558		6864
Clutch	7540124		6857	Cross Drive			6846
P.T.O.	7540165		6834	Drive	20716		6837
0274				1431			
Deck	7540342		6866	Blade	7540151		6967
1214				Drive	7540147	3520	6952
Clutch	7106		6822	Trans.	7540136		6931
Drive	7206		6829	1432			
1400; 1401				Blade	7540145		6488BR
Blade	7540107		6830	Eng. To Pulley	7540138	3500	6950
Trans.	7540936		6847	Pulley To Trans.	7540136		6931
1407; 1407B				1433			
Belt; W/25" Belt O.C.	8672B		6825	Blade	20558		6864
Belt; W/31" Belt O.C.	9407B		6831	Cross Drive			6846
1408				Drive	20716		6837
Belt; W/25" Belt O.C.	8672B		6825	1434			
Belt; W/29" Belt O.C.	8671B		6829	Blade	7540113	3480	6948
1409				Drive	754112	3800	6980
Blade	20717		6856	Gen.	7540134		7330
Drive	20715		6837	1435; 1435A			
1409A; 1410				Blade	R310		6825
Blade	20717		6856	Drive	R240		6829
Drive	20716		6837	1436			
1411; 1412				Belt; W/31" Belt O.C.	40591	2310	6831
Blade	20556		6848	Belt; W/44" Belt O.C.	41454	3440	6944
Cross Drive	20555		6841	1437; 1437A			
Drive	20716		6837	Blade	7540113	3480	6948
1414				Drive	754112	3800	6980
Blade; W/50" Belt O.C.	7540138	3500	6950	Gen.	7540134		7330
Blade; W/64" Belt O.C.	7540167		6964	1439; 1439A			
Drive	7540164	2630	6863	Blade	7540118		6963
1415; 1415A				Gen.	7540134		7330
Clutch	7106		6822	Trans.	7540937	3590	6959
				1440; 1440A			
				Blade	7540145		6488BR
				Drive	7540147	3520	6952

Belts for Riding Mowers

Application	OEM No.	Standard Belts	Premium Belts
PENNEYS - Continued			
1440; 1440A - Continued			
Trans.	7540136		6931
1447			
Blade	7540113	3480	6948
Drive	754112	3800	6980
Gen.	7540134		7330
1448			
Blade	7540113	3480	6948
Drive	754112	3800	6980
Gen.	7540134		7330
Trans.	7540112	3800	6980
1448A; 1448B			
Blade	7540113	3480	6948
Drive	754112	3800	6980
Gen.	7540134		7330
1449			
Blade	7540113	3480	6948
Drive	754112	3800	6980
Gen.	7540134		7330
Trans.	7540112	3800	6980
1450			
Blade; W/52" Belt O.C.	530050008		6952
Blade; W/57" Belt O.C.	530050009		6857
Main Drive	530050003		6851
1459			
Blade	7540127		6966
Drive	7540128		6935
1760; 1770			
Trans.	7540124	2570	6857
1800			
Blade	7540184		6852
Deck	7540180		6510BR
Drive	7540182	3810	6981
Gen.	7540134		7330
Trans.	7540182	3810	6981
1801; 1801A			
Drive	7540107		6830
Transaxle	7540936		6847
1802; 1803			
Blade; W/25" Deck	7540138	3500	6950
Drive	7540164	2630	6863
1804			
Blade	7540151		6967
Drive	7540138	3500	6950
Trans.	7540136		6931
1805			
Blade	7540145		6488BR
Drive	7540138	3500	6950
Trans.	7540136		6931
1805T			
Blade	7540151		6967
Drive	7540138	3500	6950
Trans.	7540136		6931
1807			
Blade	7540151		6967
Trans.	7540127		6966
1808			
Blade	7540145		6488BR
Trans.	7540173	3370	6937
1809			
Blade; W/52" Belt O.C.	7540184		6852
Deck			6954
Drive	7540182	3810	6981
Trans.	7540180		6510BR
1810			
Blade; W/52" Belt O.C.	7540184		6852
Deck			6954
Drive	7540182	3810	6981
Trans.; W/54" Belt O.C.	7540180		6510BR
Trans.; W/81" Belt O.C.	7540182	3810	6981

Application	OEM No.	Standard Belts	Premium Belts
PENNEYS - Continued			
1812			
Blade; W/25" Deck	7540138	3500	6950
Drive	7540164	2630	6863
1814; 1814T			
Blade	7540151		6967
Trans.	7540127		6966
1815			
Blade	21649		6449BR
Cross Drive	21059		6844
Drive	21615		6895
1817			
Drive	7540182	3810	6981
1818			
Blade	7540151		6967
Trans.	7540127		6966
1819			
Blade	7540167		6964
Trans.	7540198		6451BR
1820A; 1820B			
Blade	7540195		6854
Drive	7540198		6451BR
1821; 1822			
Blade	21649		6449BR
Drive	21615		6895
1823; 1823A			
Deck	7540180		6510BR
Trans.	7540182	3810	6981
1824; 1824A			
Blade	21649		6449BR
Drive	21615		6895
1825; 1825A			
Cross Deck	23749		6899
Drive	23072		6843
Right Angle Drive	23098		6793BR
1827; 1827A; 1828; 1828A			
Blade	7540145		6488BR
Drive	7540173	3370	6937
Trans.	7540191		6865
1829			
Blade	23214		6859
Cross Drive	23223		6895
Drive	21615		6895
1830			
Clutch; W/34" Belt O.C.	174883		6834
Drive	174224		6866
Eng. To Deck	176439		6424BR
Gen.	157524		7390
Spindle	108209		6415BR
Trans.; W/53" Belt O.C.			6853
1831			
Blade	7540195		6854
Drive	7540198		6451BR
1832			
Blade	7540107		6830
Drive			6847
Trans.	7540936		6847
1833			
Blade	7540167		6964
Trans.	7540198		6451BR
1834			
Cross Drive	23749		6899
Drive	21615		6895
1835			
Transaxle	7540226		6551BR
1839			
Blade	7540167		6964
Trans.	7540198		6451BR
1841; 1842			
Blade	23882		A57
Cross Drive			6846

Belts for Riding Mowers

Application	OEM No.	Standard Belts	Premium Belts	Application	OEM No.	Standard Belts	Premium Belts
PENNEYS - Continued				PENNEYS - Continued			
1841; 1842 - Continued				3797			
Drive	23347		6882	J.S.	7540245		6859
1844				Trans.	7540244		6840
J.S.	7540245		6859	5081			
Trans.	7540244		6840	Deck	7540245		6859
1845; 1846				Traction	7540177		6832
Blade	7540145		6488BR	5107			
Trans.	7540226		6551BR	Variable Speed	7540245		6859
1851; 1851A				8866			
P.T.O.	7540165		6834	Traction	37X61		6452BR
1852				8867			
Belt; W/42" Deck	7540125		6428BR	Blade	37X57		6498BR
Drive	7540124		6857	Traction	37X33		6890
P.T.O.	7540165		6834	PENNSYLVANIA			
Starter/Gen.	7540169		7355	900; 900X			
1853; 1853A				Blade	74254		6852
Belt; W/42" Deck	7540125		6428BR	Trans.	74238	2440	6844
Belt; W/52" Deck	7540197		6604BR	906; 907R; 908X			
P.T.O.	7540165		6834	Blade	74255	2860	6886
Starter/Gen.	7540169		7355	Trans.	74243	2340	6834
1854				71243-1; 71243A-1; 71243B-1; 71243C; 71243D;			
J.S.	7540245		6859	71243E			
Trans.	7540243		6846	Rotary	7181		6836
1855				PENN 88A; PENN 88AES; PENN 88ES			
Belt; W/45" Belt O.C.	7540212		6945	Belt; W/33" Belt O.C.	74203		6833
Belt; W/50" Belt O.C.	7540214		6850	POLORON			
Belt; W/63" Belt O.C.	7540227		6963	323			
1856				Blade	107364		6957
Drive	23098		6793BR	Trans.	107111		6942
Right Angle Drive	23853		A41	383			
1857				Blade	106709		6975
Blade	7540230		6755BR	Trans.	116462		6863
Drive	7540245		6859	Transaxle	116511		6894
J.S.	7540245		6859	528; 630; 730			
Transaxle	7540244		6840	Blade	965503	2530	6853
1858				Friction Drive	965500	2310	6831
Deck; W/Optional 44" Deck	7540230		6755BR	4400M; 4401M; 4402M			
Drive	7540245		6859	Blade	107604		6963
Transaxle	7540255		6837	Trans.	107111		6942
1861				5401M; 5402M; 5402Z			
Blade	7540145		6488BR	Blade	106709		6975
Trans.	7540266		6775BR	Trans.	116462		6863
1863				5403M			
Blade	7540279		6965	Blade	106709		6975
Trans.	7540198		6451BR	Trans.	116462		6863
1865				5404M; 5404Z			
Blade	7540145		6488BR	Blade	106709		6975
Trans.	7540266		6775BR	Trans.	116462		6863
1880				5500M; 5501M			
J.S.	7540245		6859	Blade	116904		6963
Trans.	7540244		6840	Trans.	107111		6942
1900				6501M; 6502M			
Blade	20717		6856	Blade	106709		6975
Drive	20716		6837	Trans.	116462		6863
1901				6503M			
Blade	20556		6848	Blade	106709		6975
Cross Drive	20555		6841	Transaxle	116511		6894
Drive	20716		6837	6504M; 6504Z			
1903				Blade	106709		6975
Blade	7540178	3820	6982	Trans.	116462		6863
Trans.	7540179		6950	6600M; 6601M			
1904; 1905; 1905A; 1906; 1907; 1907A; 1909				Blade	116904		6963
Blade	20717		6856	Trans.	107111		6942
Drive	20716		6837	7601M			
1910				Blade	116991		6966
Blade	21649		6449BR	Trans.	107111		6942
Drive	20716		6837	8602M			
1960; 1970				Blade	106709		6975
Trans.	7540124	2570	6857	Trans.	116462		6863

Belts for Riding Mowers

Application	OEM No.	Standard Belts	Premium Belts
POLORON - Continued			
8603M			
Blade	106709		6975
Transaxle	116511		6894
8604M			
Blade	106709		6975
Trans.	116462		6863
8605M			
Blade	106709		6975
Transaxle	116511		6894
8727			
Blade	965504		6942
Friction Drive	965500		6831
8728			
Blade	965504	3420	6942
Trans.	965500	2310	6831
8730; 8732			
Blade	965504		6942
Friction Drive	965500		6831
Trans.	965500	2310	6831
8902 Garden Pro			
Belt	116462		6863
8903 Garden Pro			
Belt	117328		6463BR
8904 Garden Pro			
Belt	116462		6863
8905 Garden Pro			
Belt	117328		6463BR
9702B; 9704B			
Blade	106709		6975
Trans.	116462		6863
9710 Stallion; 9730 Stallion; 9732 Stallion; 9740 Stallion; 9742 Stallion; 9832 Stallion; 9843 Stallion; 9844 Stallion			
Deck; W/32" Deck	965504		6942
Deck; W/40" Deck	965508		6943
Blade	965507		6880
Transaxle	965500		6831
9902 Garden Pro; 9903 Garden Pro; 9904 Garden Pro; 9905 Garden Pro			
Belt	106709		6975
10511; 10821 Stallion; 10822 Stallion			
Blade	107112		6937
Trans.	107111		6942
10831; 10832; 10833			
Blade	965504	3420	6942
Trans.	965500	2310	6831
11031J Fleetwood; 11033J Fleetwood; 12031J Cougar; 12033J Cougar			
Blade	107364		6957
Trans.	107111		6942
12831 Stallion			
Blade	965504	3420	6942
Trans.	965500	2310	6831
13031J Stallion			
Blade	107364		6957
Trans.	107111		6942
18728; 18730; 18732			
Blade	965504	3420	6942
Trans.	965500	2310	6831
19710 Fleetwood; 19730 Fleetwood; 19740 Fleetwood; 19742 Fleetwood; 19750 Fleetwood; 19752 Fleetwood; 19832 Fleetwood; 19834 Fleetwood; 19844 Fleetwood			
Deck; W/32" Deck	965504	3420	6942
Deck; W/40" Deck; W/43" Belt O.C.	965508	3430	6943
Deck; W/40" Deck; W/80" Belt O.C.	965507	2800	6880
Trans.	965500	2310	6831
20511; 20821 Fleetwood; 20822 Fleetwood			
Blade	107112		6937

Application	OEM No.	Standard Belts	Premium Belts
POLORON - Continued			
20511; 20821 Fleetwood; 20822 Fleetwood - Continued			
Trans.	107111		6942
20831 Fleetwood; 20832 Fleetwood; 20833 Fleetwood			
Blade	965504	3420	6942
Trans.	965500	2310	6831
21821 Jaguar			
Blade	107112		6937
Trans.	107111		6942
21831 Cougar; 21833 Cougar			
Blade	965504	3420	6942
Trans.	965500	2310	6831
30041J Fleetwood; 30043J Fleetwood			
Blade	106709		6975
Drive	116176		6859
30511 Mark III			
Blade	107112		6937
Trans.	107111		6942
32041J Cougar; 32043J Cougar; 40041J Fleetwood; 40043J Fleetwood; 40141J Fleetwood; 40143J Fleetwood; 43043J Stallion			
Blade	106709		6975
Drive	116176		6859
77418			
Blade	965503	2530	6853
POULAN PRO			
460ZX; 461ZX			
Hydro. Drive	539110411		6755BR
Deck Drive	539117245		6589BR
540ZX; 541ZX			
Hydro. Drive	539110411		6755BR
Deck Drive	539114557		6597BR
925ZX			
Hydro. Drive	539110411		6755BR
Deck Drive	539109243		6785BR
950ZX			
Hydro. Drive	539110411		6755BR
Deck Drive	539110832		6759BR
PB22H46YT			
Drive	130969		6457BR
Deck Drive	405143		6821BR
PB22H54BF			
Drive	130969		6457BR
Deck Drive	196103		6767BR
PB23H48YT			
Drive	130969		6457BR
Deck Drive	197242		6786BR
PB26H54YT			
Drive	130969		6457BR
Deck Drive	196103		6767BR
PB195H42LT			
Drive; 2010	532130969		6757BR
Deck Drive; 2010	532429636		6653BR
Drive; 2009 & Older	140218		6811BR
PB195H46YT			
Drive	130969		6457BR
Deck Drive	405143		6821BR
PB2042YT			
Drive	194346		6765BR
Deck Drive	429636		6653BR
PB19546LT			
Drive	194346		6765BR
Deck Drive	405143		6821BR
PBGT26H54			
Drive	125907X		6713BR
Deck Drive	196103		6767BR
PO12530LT			
Drive	138255		6758BR

Belts for Riding Mowers

Application	OEM No.	Standard Belts	Premium Belts	Application	OEM No.	Standard Belts	Premium Belts
POULAN PRO - Continued				PROFESSIONAL HARDWARE - Continued			
PO12530LT - Continued				138-370; 138-390			
Deck Drive	419271		6463BR	Blade	7540935		6831
PO16542LT; PO17542LT; PO18542LT				Transaxle	7540111		6845
Drive	138255		6758BR	809-6			
Deck Drive	144959		6758BR	Belt	754107		6830
POWER EQUIPMENT				810-5; 810-6; 810-7; 810-8			
134-668				Blade	754935	2310	6831
Blade	7540145		6488BR	Trans.	754936		6847
144-824				847-8			
Deck	7540230		6755BR	Blade	7540118		6963
J.S.	7540245		6859	848-8; 884-7; 890-7			
Transaxle	7540244		6840	Transaxle	7540112		6980
POWER KING				891-7; 891-8			
1200 Series				Blade	7540935		6831
Belt; W/29" Belt O.C.	810029		6829	Transaxle	7540111		6845
Belt; Ser. No. 21299 & Before	810000		6831	8230			
Belt; Ser. No. 21300 & After	810025		6825	Blade	7540107		6830
Belt; 1983 & Newer	810089		6889	Transaxle	7540936		6847
Cross Deck; W/42" Deck	810087		6887	8230-4; 8230-5			
Snow Thrower Attachment; 1983 & Newer; W/42" Auger	810070		6870	Blade	754188		6951
Jim Dandy				Drive	754164	2630	6863
Cross Deck; 1979 & Older; W/60" Deck	810052		6852	8231-1			
Deck; Ser. No. 21299 & Before	810000		6831	Blade	7540147		6952
Deck; Ser. No. 21300 & After	810025		6825	Variator To Trans.	7540136		6931
Snow Thrower Attachment; 1979-1974; W/42" Auger	810070		6870	8231-2; 8231-3			
Tiller Attachment; 1974 & Newer	810048		6848	Blade	754138	3500	6950
Traction; 1979-1974; W/48", 60" Deck	810080		6880	Trans.	754101		6517BR
Traction; W/Parallel Hitch; 1980 & Newer; W/48" Deck	810085		6885	8232-1; 8232-2; 8232-3; 8232-4; 8233-1; 8233-2			
Traction; W/Std. Hitch; 1980 & Newer; W/48" Deck	810080		6880	Deck	754127		6966
Power King				Drive	754135		6925
Cross Deck; 1979 & Older; W/60" Deck	810052		6852	Trans.	754136		6931
Deck; Ser. No. 21299 & Before	810000		6831	8233-9			
Deck; Ser. No. 21300 & After	810025		6825	Blade	7540138		6950
Snow Thrower Attachment; 1979-1975; W/42" Auger	810094		6894	Transaxle	7540101		6517BR
Snow Thrower Attachment; 1974; W/42" Auger	810072		6872	8234-0			
Tiller Attachment; 1974 & Newer	810052		6852	Blade	7540147		6952
Traction; W/16" Wheels; 1979-1974; W/48", 60" Deck	810085		6885	Variator To Trans.	7540136		6931
Traction; W/16" Wheels; 1980 & Newer; W/48" Deck	810085		6885	8234-3			
Traction; W/16" Wheels; 1980 & Newer; W/60" Deck	810087		6887	Blade	7540178		6982
Traction; W/24" Wheels; 1979-1974; W/48", 60" Deck	810092		6892	Transaxle	7540179		6950
Traction; W/24" Wheels; W/Std. Hitch; 1979-1974; W/48" Deck	810087		6887	8234-4			
Traction; W/24" Wheels; 1980 & Newer; W/60" Deck	810089		6889	Blade	754175	3820	6982
Power King 1218HV				Drive	754178	3820	6982
Blade	810094		6894	8234-5; 8234-6			
P.T.O.			6867	Blade	7540178		6982
Power King 1618				Transaxle	7540200		6848
P.T.O.	810089		6889	8235-0			
Power King 1620HV				Deck	754127		6966
P.T.O.	102224		6844	Drive	754135		6925
PROFESSIONAL HARDWARE				Trans.	754136		6931
136-504				8236-0			
Deck; W/30" Deck	7540264		6639BR	Blade	7540107		6830
Eng. To Variator; W/30" Deck	7540241		6494BR	Transaxle	7540111		6845
Variator To Trans.; W/30" Deck	7540240		6511BR	8236-9			
136-668; 136-678				Blade	7540105		6830
Deck	7540145		6488BR	Transaxle	7540111		6845
Eng. To V.S.	7540280		6447BR	8237-1; 8237-2; 8237-3; 8237-4; 8237-5; 8237-6; 8237-7; 8237-8			
Transaxle	7540266		6775BR	Blade	754107		6830
V.S. To Trans.	7540281		6405BR	Trans.	754936		6847
PROFESSIONAL HARDWARE				8239-2			
136-504				Blade; W/25" Deck	7540138		6950
Deck; W/30" Deck	7540264		6639BR	Blade; W/30" Deck	7540167		6964
Eng. To Variator; W/30" Deck	7540241		6494BR	Transaxle	7540164		6863
Variator To Trans.; W/30" Deck	7540240		6511BR	8239-3			
136-668; 136-678				Blade	754138	3500	6950
Deck	7540145		6488BR	Trans.	754164	2630	6863
Eng. To V.S.	7540280		6447BR	8240-6			
Transaxle	7540266		6775BR	Blade	7540151		6967
V.S. To Trans.	7540281		6405BR				

Lawn & Garden Equipment

Belts for Riding Mowers

Application	OEM No.	Standard Belts	Premium Belts
PROFESSIONAL HARDWARE - Continued			
8240-6 - Continued			
Variator To Trans.	7540136		6931
8240-7; 8240-8		3500	6950
Drive	754138		6931
Trans.	754136		
8241-1			6488BR
Blade	7540145		6952
Eng. To Variator	7540147		6931
Variator To Trans.	7540136		
8241-2; 8241-3; 8241-4; 8241-5		3500	6950
Drive	754138		6931
Trans.	754136		
8242-0			6963
Blade	7540118		6959
Transaxle	7540937		
8242-3; 8242-4			6966
Drive	754127		
8242-5			6967
Blade	7540151		6865
Transaxle	7540191		
8242-9			6963
Blade	7540118		6733
Starter/Gen.	7540134		6959
Transaxle	7540937		
8243-0			6488BR
Blade	7540145		6952
Eng. To Variator	7540147		6931
Variator To Trans.	7540136		
8243-2		3500	6488BR
Blade	754145		6950
Drive	754138		6931
Trans.	754136		
8244-6; 8244-7			6488BR
Blade	7540145		6865
Eng. To Variator	7540191		6937
Variator To Trans.	7540173		
8244-8			6488BR
Blade	7540145		6551BR
Transaxle	7540226		
8245-0; 8245-1; 8245-2		3800	6733
Gen.	7540134		6980
Trans.	754112		
8245-3			6852
Blade	7540184		6510BR
Deck	7540180		6733
Gen.	7540134		6981
Trans.	7540182	3810	
8245-9		3800	6733
Gen.	7540134		6980
Trans.	754112		
8246-0; 8246-1; 8246-2			7380
Gen.	7540139		6834
P.T.O.	7540165		6857
Trans.	7540124		
8246-4; 8246-5			6852
Blade	7540184		6510BR
Deck	7540180		6733
Gen.	7540134		6981
Trans.	7540182	3810	
8337-2			6830
Blade	754107		6847
Trans.	754936		
RANSOMES, INC.			
185 T-Plex			7345
Fan & Alt.			
250			7375
Fan & Alt.; W/23, 28 H.P. Eng.			
723D; 728D			7375
Fan & Alt.			

♣ Standard Belt May Also Be Available.

Application	OEM No.	Standard Belts	Premium Belts
RANSOMES, INC. - Continued			
3500 Kubota Diesel			
Fan & Alt.	REM6420		♣9430HD
REO			
2-1231; 2-2231			6851
Blade	1596		6725
Eng. To Trans.	1597		6822
Mower Clutch	6993		6725
Trans. To Cam.	1597		
426AE; 426R; 426RE		2350	6835
Belt	MW6953		
600; 725		3430	6943
Belt	15294		
RE65			6851
Blade	1596		6725
Drive	1597		6822
Spindle	1598		
RE66; RE67			6851
Blade	1596		6725
Drive	1597		6822
Mower Clutch	6993		6822
Spindle	1598		6725
Trans. To Cam.	1597		
RR46; RR47; RR65			6851
Blade	1596		6725
Drive	1597		6822
Spindle	1598		
RR66; RR67			6851
Blade	1596		6725
Drive	1597		6822
Mower Clutch	6993		6822
Spindle	1598		6725
Trans. To Cam.	1597		
ROOF			
630		3720	6972
Blade	428		6834
Trans.	431		
Lariat			6856
Blade	426		6829
Trans.	512		
Palomino 60			6957
Belt	1351		6999
Eng. To Deck	1350		
RD; RR24; RR26			6962
Blade	430		6834
Traction	431		
ROOT			
1030; Pathfinder 726; Pathfinder 730;			6866
Pathfinder 830; Pathfinder 830-E			6836
Blade Drive	7421		6837
Eng. To Countershaft	8809		
Eng. To Transaxle	8810		
Zip 245		2410	6841
Drive	70034		6844
Mower Drive	70052	2440	
ROPER			
1A1A1A; 1D2A3A; 1E2A9A			6889
Drive	124525X		
1H2A9A			6459BR
Deck	131290		6459BR
Ground Drive	126520X		
1H2A9B			6459BR
Drive	126520X		
2E3B3A			6713BR
Drive	125907X		
6A1A1A; 6B1A1A; 6D1A9A; 6H2A9A			6889
Drive	124525X		

Belts for Riding Mowers

Application	OEM No.	Standard Belts	Premium Belts	Application	OEM No.	Standard Belts	Premium Belts
ROPER - Continued				ROPER - Continued			
7D3B3A				AYP8208A29; AYP8208A39; AYP8208B39			
Drive	125907X		6713BR	Blade	3703J		68100
810				Drive	110883X		6899
Deck	305698		6873	P.T.O.	110884X		6714BR
3363-14				AYP9128A39; AYP9128B29			
Drive	126520X		6459BR	Blade	123796X		6432BR
P.T.O.	124293X		6880	B1236D; BL2T36B; BL12R38A; BL12T36A			
3364-14				Drive	126520X		6459BR
Drive	124525X		6889	BL16H44C			
P.T.O.	124293X		6880	Blade	123461X		6881
3380-14				BL125H38B; BL125H38C			
Deck	106085X		6672BR	Blade	126576X		6882
Ground Drive	125907X		6713BR	BL1236A			
3383-14				Drive	126520X		6459BR
Deck	125907X		6713BR	BL1238C; BL1238E			
Ground Drive	125907X		6713BR	Blade	125907X		6713BR
4180-14; 4180-24; 4180-24B; 4180-34				BL1844B			
Deck	106085X		6672BR	Blade	123796X		6432BR
Ground Drive	123796X		6432BR	BNGT180AE; BNGT1850AE			
4200-14; 4200-34				Blade	3703J		68100
Blade	3703J		68100	Drive	110883X		6899
Drive	110883X		6899	P.T.O.	110884X		6714BR
P.T.O.	110884X		6714BR	BNLT120BE; BNRLT1238AE			
601020				Blade	125907X		6713BR
Drive	124525X		6889	BNYTH1644AE			
P.T.O.	124293X		6880	Blade	123461X		6881
601200				CC1236A			
Blade	108597X		6457BR	Drive	124525X		6889
Drive	110883X		6899	P.T.O.	124293X		6880
P.T.O.	110884X		6714BR	CM2050A			
601320				Blade	3703J		68100
Blade	126576		6820	Drive	110883X		6899
601480				P.T.O.	110884X		6714BR
Blade	125908X		6893	CP1036A; CP1036B			
601520; 602020; 602021				Drive	124525X		6889
Blade	125907X		6713BR	CP2050A			
602200				Blade	3703J		68100
Blade	3703J		68100	Drive	110883X		6899
Drive	110883X		6899	P.T.O.	110884X		6714BR
P.T.O.	110884X		6714BR	CT10L36A; CT10L36B			
602220; 602221				Drive	124525X		6889
Blade	125907X		6713BR	CT125R38A			
602280; 602281; 602282				Deck	131290		6459BR
Blade	123796X		6432BR	Ground Drive	126520X		6459BR
602420				CT125R38B			
Drive	602420		6890	Drive	124525X		6889
607110				CT1036A			
Drive	124525X		6889	Drive	124525X		6889
P.T.O.	124293X		6880	P.T.O.	124293X		6880
607240				CT1138A			
Blade	125907X		6713BR	Deck	106085X		6672BR
607280; 607281				Ground Drive	125907X		6713BR
Blade	123796X		6432BR	CT1138B; CT1138C			
609422				Blade	125907X		6713BR
Blade	125907X		6713BR	CT1236A; CT1236B			
951940				Drive	124525X		6889
Blade	3703J		68100	P.T.O.	124293X		6880
Drive	110883X		6899	CT1238A; CT1538A			
P.T.O.	110884X		6714BR	Blade	125907X		6713BR
AN12R38A; AN1236A				CT1844B; CT1844C; CT1844E			
Drive	124525X		6889	Deck	106085X		6672BR
AYP122B29; AYP7122A39				Drive	123554X		6894
Blade	125907X		6713BR	CT2050A			
AYP8186A29				Blade	3703J		68100
Deck	106085X		6672BR	Drive	110883X		6899
Ground Drive	123796X		6432BR	P.T.O.	110884X		6714BR
AYP8186A39; AYP8186B39				CT12538B			
Blade	123796X		6432BR	Blade	125907X		6713BR

Lawn & Garden Equipment

Belts for Riding Mowers

Application	OEM No.	Standard Belts	Premium Belts	Application	OEM No.	Standard Belts	Premium Belts
ROPER - Continued				ROPER - Continued			
EN12R38A				J12H38B			
Drive	124525X		6889	Blade	123461X		6881
F836D				J125R38A; J125R38B; J1036A; J1036B; J1036C; J1236B; J1236C; J1236D			
Drive	126520X		6459BR	Drive	126520X		6459BR
F1036C				JLH238AE			
Drive	126520X		6459BR	Blade	125907X		6713BR
P.T.O.	124293X		6880	JLR836AE; JLR1136AE			
F1036D				Drive	126520X		6459BR
Drive	126520X		6459BR	P.T.O.	124293X		6880
F1236C				K824; K922			
Drive	126520X		6459BR	Belt	67346		6839
P.T.O.	124293X		6880	K932			
F1236D; FA125R38A; FA125R388; FA10536A				Blade	67398		6853
Drive	126520X		6459BR	Trans.	67346		6839
FMLR1036AE				K8241AR			
Drive	124525X		6889	Blade; W/Single Deck	74164		6851
P.T.O.	124293X		6880	Trans.	67348		6847
FMLR1236AE				K8327AR; K8327BR; K8327CR			
Drive	126520X		6459BR	Blade	67398		6853
P.T.O.	124293X		6880	Eng. To Deck	74212		6857
FMLT120AE				Trans.	67346		6839
Blade	125907X		6713BR	K43046R			
G1236				Belt	67346		6839
Drive	124525X		6889	K51136R; K52136R; K52236R			
G1238A; GM12538A; GM12538E				Blade	67438		6847
Blade	125907X		6713BR	Trans.	67346		6839
GP1036A; GP1036B; GP1236A				K83136R; K83236R			
Drive	124525X		6889	Blade	67398		6853
GT2500AR				Trans.	67346		6839
Deck	106085X		6672BR	L077; L081			
Drive	123554X		6894	Eng. To Deck	100717N		6869
H14H38B; H14H44A; H125H38A				L190			
Blade	123461X		6881	Deck	62828		6870
H1036A; H1036B; H1036C; H1036D				L219AR; L219BR			
Drive	126520X		6459BR	Deck	62828		6870
H1236A				Trans.	73794		6894
Drive	124525X		6889	L0232AR			
P.T.O.	124293X		6880	Blade	518J		6869
H1236B; H1236D				L0238AR; L0239AR			
Drive	126520X		6459BR	Deck	62828		6870
H1338B				Trans.	73794		6894
Blade	125907X		6713BR	L250			
H1644C				Spindle; W/44" Deck; W/18 H.P. Eng.	106085		6879
Blade	123796X		6432BR	L0262AR			
H12536A				Blade	518J		6869
Drive	126520X		6459BR	L1252			
H12538D				Deck	62828		6870
Blade	125907X		6713BR	L1900BR			
HA125R38A; HA125R38B				Deck	62828		6870
Drive	126520X		6459BR	Eng. To Deck; W/36" Deck	62828		6870
HA1036A; HA1036B				Eng. To Transaxle	121979X		6463BR
Drive	126520X		6459BR	L2950AR			
P.T.O.	124293X		6880	Blade	125907X		6713BR
Halt120Ae				L06356R1			
Blade	125907X		6713BR	Trans.	71240		A90
HU125R38MA				L8112			
Drive	126520X		6459BR	Blade	518J		6869
HU1036A				L8217AR; L8218BR; L8218CR; L8218DR			
Drive	124525X		6889	Deck	62828		6870
HU1236A; HU1236B; HU1236C				Trans.	73794		6894
Drive	126520X		6459BR	L71136R; L71136R1; L72146R; L72146R1; L72256R			
HVLT10AE; HVLT125AE				Blade	70637		6840
Blade	125907X		6713BR	Trans.	58406		6865
HVYTH140AR; HVYTH141AR				L82146			
Blade	123461X		6881	J.S.	62828		6870
J8L36A				Transaxle	71240		A90
Drive	126520X		6459BR				

Belts for Riding Mowers

Application	OEM No.	Standard Belts	Premium Belts	Application	OEM No.	Standard Belts	Premium Belts
ROPER - Continued				ROPER - Continued			
L82146R				PALR100AE; PALR120AE			
Trans.	71240		A90	Drive	126520X		6459BR
L86156				P.T.O.	124293X		6880
J.S.	62828		6870	PALT120AE			
Transaxle	71240		A90	Blade	125907X		6713BR
L86156R1				PALTH160AE			
Deck	62828		6870	Blade	123461X		6881
Trans.	71240		A90	PC1844A			
L86356				Deck	106085X		6672BR
J.S.	62828		6870	Drive	123554X		6894
Transaxle	71240		A90	PP12R38MA			
L86356R				Drive	124525X		6889
Trans.	71240		A90	PP14H44A; PP16H44A; PP16H44B; PP16H44C;			
LM1236A				PP125H38A; PP125H38B			
Drive	124525X		6889	Blade	123461X		6881
LO6356R1				PP1036SA; PP1136A			
J.S.	62828		6870	Drive	124525X		6889
Transaxle	71240		A90	PP1236A			
LT10				Drive	124525X		6889
Deck	62828		6870	P.T.O.	124293X		6880
Trans.	73794		6894	PP1844B			
LT11				Blade	123796X		6432BR
Deck	62828		6870	PP12538B			
Spindle; W/44" Deck	106085		6879	Blade	125907X		6713BR
Trans.	73794		6894	PT1236A; PT1236B			
LT14; LT16				Drive	124525X		6889
Spindle; W/44" Deck	106085		6879	RC12326B			
LT110CR				Drive	124525X		6889
Deck	106085X		6672BR	P.T.O.	124293X		6880
Drive	130969		6457BR	RE10L36B; RE10M36A; RE12R38A			
LT1110				Drive	124525X		6889
Eng. To Deck	100670N		6879	RE1038B; RE1238B; RE1238C			
Trans.	105380X		6463BR	Blade	125907X		6713BR
LT1219AR				RL10L36A; RL10L36B			
Deck	62828		6870	Drive	124525X		6889
Trans.	73794		6894	RL12N38A			
M12R38A; MD1236A				Blade	125907X		6713BR
Drive	124525X		6889	RL12R38A			
MD12538A; N1038AE				Drive	124525X		6889
Blade	125907X		6713BR	RL12T38B; RL1036AR; RL1036B			
N1192A				Deck	106085X		6672BR
Drive	124525X		6889	Ground Drive	125907X		6713BR
P.T.O.	124293X		6880	RL1038AE			
N1236A; N1236B				Drive	125907X		6713BR
Drive	124525X		6889	P.T.O.	106085		6879
N1238AE; N1238B; N1296A; N12538A				RL1136A			
Blade	125907X		6713BR	Drive	124525X		6889
NN10L36A; NN12R38A; OB12R38A; OB12R38B				RL1236A			
Drive	124525X		6889	Drive	124525X		6889
OB1138AE; OB1238AE; OB12538AE;				P.T.O.	124293X		6880
OB12538B; OB12538C				RL1238AR			
Blade	125907X		6713BR	Blade	125907X		6713BR
P8L90D; P8L90E				RL1238C			
Drive	126520X		6459BR	Deck	106085X		6672BR
P16H115C				Ground Drive	125907X		6713BR
Blade	123461X		6881	RL1238D; RL1442B			
P890B; P1090B				Blade	125907X		6713BR
Drive	126520X		6459BR	RL1844AE; RL1844AR			
P.T.O.	124293X		6880	Blade	125908X		6893
P1090D; P1090E				RL1844B			
Drive	126520X		6459BR	Deck	106085X		6672BR
P1290B				Drive	125908X		6893
Drive	126520X		6459BR	RLT10L36A; RLT12R38A; RLT125R38A;			
P.T.O.	124293X		6880	RLT125R38B			
P1290D				Drive	124525X		6889
Drive	126520X		6459BR	RLTE1238AR; RR1138B; RR1238B			
P1295C; P1295E				Deck	106085X		6672BR
Blade	125907X		6713BR				

Lawn & Garden Equipment

Belts for Riding Mowers

Application	OEM No.	Standard Belts	Premium Belts	Application	OEM No.	Standard Belts	Premium Belts
ROPER - Continued				ROPER - Continued			
RLTE1238AR; RR1138B; RR1238B - Continued				TCT340AR			
Ground Drive	125907X		6713BR	Blade	125907X		6713BR
S12R38B; SB125R38A				TF1036AR; TF1238AR; TF1444AR			
Drive	124525X		6889	Deck	106085X		6672BR
SC1138AE				Drive	125907X		6713BR
Blade	125907X		6713BR	TO2211RO; TO2231RO; TO2251RO			
SC1236A				Trans.	8833H		6973
Drive	124525X		6889	TPTGK180CE			
P.T.O.	124293X		6880	Blade	3703J		68100
SC1238AE; SK128A; SK1238B; SK1238C;				Drive	110883X		6899
SK1238D; SK1238E				P.T.O.	110884X		6714BR
Blade	125907X		6713BR	TS2051A			
T1136A				Blade	3703J		68100
Drive	124525X		6889	P.T.O.	110884X		6714BR
P.T.O.	124293X		6880	TYPGTB160AE			
T1136B				Drive	123796X		6432BR
Drive	124525X		6889	UC1238AR			
T1228AR; T1228BR; T1228CR; T1228DR;				Drive	125907X		6713BR
T1228ER				UM1236A			
Drive	8845R		6874	Drive	124525X		6889
T1238B				UNGT1844AE			
Deck	106085X		6672BR	Drive	123554X		6894
Ground Drive	125907X		6713BR	UNLT1038AE; UNLT1138AE			
T1238C; T1238D				Drive	125907X		6713BR
Blade	125907X		6713BR	UNLT1238AE			
T4328AR; T4328BR; T4328CR				Blade	125907X		6713BR
Drive	8845R		6874	V1JH44B			
T6328AR; T6328BR; T6328CR; T6328R;				Blade	123451X		6881
T8328AR; T8328BR				V10L36A; V10L36B			
Trans.	2692R		6983	Drive	124525X		6889
T8338AR				V16H44C			
Trans.	5125R		6868	Blade	123461X		6881
T9329AR; T9329BR; T9329DR; T9329ER				V1036B			
Trans.	2692R		6983	Drive	124525X		6889
T32231RO; T32241R1; T32241R2; T32241R3;				V1238E			
T32241R4; T32241RO				Blade	125907X		6713BR
Starter/Gen.	9766H		7355	P.T.O.	106085		6879
Transaxle	2295R		6982	V12538B			
T32341RO				Blade	125907X		6713BR
Transaxle	6095R		6866	VKGTK180AG			
T51844A				P.T.O.	110884X		6714BR
Blade	123796X		6432BR	VKLR100AG			
T52050A				Drive	124525X		6889
Blade	3703J		68100	VL16H44B			
Drive	110883X		6899	Blade	123451X		6881
P.T.O.	110884X		6714BR	VL16H44C; VL16H44D			
T62231RO				Blade	123461X		6881
Starter/Gen.	9766H		7355	VL125H38B; VL125H38C			
Transaxle	2295R		6982	Blade	126576X		6882
T62241R2; T62241R3				VL1036A; VL1036B			
Starter/Gen.	9766H		7355	Drive	124525X		6889
Trans.	2692R		6983	P.T.O.	124293X		6880
Transaxle	2295R		6982	VL1236C			
T62241R5				Drive	126520X		6459BR
Trans.	2692R		6983	VL1296A; VL1438B			
T62241RO				Blade	125907X		6713BR
Starter/Gen.	9766H		7355	VL12536A			
Trans.	2692R		6983	Drive	124525X		6889
Transaxle	2295R		6982	VL12538A			
T63231R				Blade	125907X		6713BR
Trans.	2692R		6983	VL34036A; VLB12536A			
T63341R1; T63341R3; T63361RO				Drive	124525X		6889
Trans.	5125R		6868	VT1138AE; VT1238AE			
T81131RO				Blade	125907X		6713BR
Transaxle	6474H	3810	6981	VTGTK180CE			
T82231RO; T82241RO; T82251RO				Blade	3703J		68100
Trans.	8833H		6973	Drive	110883X		6899

Belts for Riding Mowers

Application	OEM No.	Standard Belts	Premium Belts	Application	OEM No.	Standard Belts	Premium Belts
ROPER - Continued				ROPER - Continued			
VTGTK180CE - Continued				XEG1182HAR			
P.T.O.	110884X		6714BR	Blade	3703J		68100
VTLR080AE				Drive	110883X		6899
Drive	124525X	6889		P.T.O.	110884X		6714BR
P.T.O.	124293X	6880		XEG1182VAR			
VTLT120DE; VTLT140AE				Drive	123796X		6432BR
Blade	125907X	6713BR		XEL1120AR; XEL1122AR; XEY1142AR			
WC12H38AE; WC16H38AE				Blade	125907X		6713BR
Blade	123461X	6881		Y10L36A; Y10L36B; Y12R38A			
WC1844AE				Drive	124525X		6889
Blade	106381X	6892		Y18H44A; Y18H44B			
Drive	110883X	6899		Deck	106085X		6672BR
P.T.O.	110884X	6714BR		Drive	123461X		6881
WD18H44A				Y125H38A			
Blade	123461X	6881		Blade	126576X		6882
WE10L36A; WE12R38A; WE125R38A				Y1136C; Y1236C			
Drive	124525X	6889		Drive			6889
WE1136A				P.T.O.	124293X		6880
Deck	124293X	6880		Y1238E; Y1438B			
Ground Drive	126520X	6459BR		Deck	106085X		6672BR
WET12R38A				Drive	125907X		6713BR
Drive	124525X	6889		Y1844A; Y1844B; Y1844C			
WO2050A				Deck	106085X		6672BR
Blade	3703J	68100		Drive	123796X		6432BR
Drive	110883X	6899		Y1850DD; Y2050A; Y2050B			
P.T.O.	110884X	6714BR		Blade	3703J		68100
WP12R38A				Drive	110883X		6899
Drive	124525X	6889		P.T.O.	110884X		6714BR
WP14H38A				YC1238A; YC12538A			
Blade	123461X	6881		Deck	106085X		6672BR
WP1036A				Drive	125907X		6713BR
Drive	124525X	6889		YE10L36B; YE10L36C; YE12R38A			
WS1236A				Drive	124525X		6889
Deck	124293X	6880		YE1036A; YE1236C			
Ground Drive	126520X	6459BR		Drive	124525X		6889
WS12538A; X12D38A				P.T.O.	124293X		6880
Deck	106085X	6672BR		YE1236D			
Ground Drive	125907X	6713BR		Drive	124525X		6889
X12D38AL; X14V38B				YE1236E			
Blade	125907X	6713BR		Drive	126520X		6459BR
X18V44A				YE1238A			
Blade	123796X	6432BR		Blade	125907X		6713BR
X18V44B; X18V44C				YE1238E; YE1438B			
Deck	106085X	6672BR		Blade	125907X		6713BR
Ground Drive	123796X	6432BR		P.T.O.	106085		6879
X125R38A				YE1442B			
Drive	124525X	6889		Blade	123461X		6881
X1036A				YE1850E; YE1850F			
Deck	124293X	6880		Blade	3703J		68100
Ground Drive	124525X	6889		Drive	110883X		6899
X1036B; X1036C				P.T.O.	110884X		6714BR
Drive	124525X	6889		YF1236A			
X1236A				Drive	124525X		6889
Deck	124293X	6880		YPGTV160AR			
Traction; W/88 3/4" Belt O.C.	126520X	6459BR		Drive	123796X		6432BR
Traction; W/89" Belt O.C.	124525X	6889		YPLR110BE; YPLR110BR; YPLR120BE			
X1844A				Drive	124525X		6889
Blade	123796X	6432BR		P.T.O.	124293X		6880
XB12R38A; XB125R38MA				YPLT120DE			
Drive	124525X	6889		Drive	125907X		6713BR
XC1120B				YPLT120DR; YPLT140AE			
Deck	106085X	6672BR		Blade	125907X		6713BR
Drive	125907X	6713BR		YPLTH140AE			
XC1122B				Blade	123461X		6881
Blade	125907X	6713BR		YPLTH160ARE			
XC1182B				Blade	120418X		6880
Drive	123796X	6432BR		YPLTV140AR			
				Blade	125907X		6713BR

Belts for Riding Mowers

Application	OEM No.	Standard Belts	Premium Belts	Application	OEM No.	Standard Belts	Premium Belts
ROPER - Continued				RUGG			
YPTGK180CR				5010R; 5011R			
Drive	123796X		6432BR	Belt	R240		6829
YPYTH140CR				5020L; 5020L1; 5020L2; 5021L			
Blade	123461X	6881		Blade	20843B		6825
YR1238B				Drive	20843A		6829
Blade	125907X		6713BR	5027G-1; 5029I; 5029R; 5030R; 5031E			
YT12				Blade	R310		6825
Deck	106085X		6672BR	Neutral Axis	R240		6829
Trans.	108103X		6881	5031LE			
YT14				Blade	20843B		6825
Deck	106085X		6672BR	Drive	20843A		6829
Spindle	11483		6943	5031R; 5037G-1			
YT16				Blade	R310		6825
Blade	106085X		6672BR	Neutral Axis	R240		6829
Deck	106085X		6672BR	5040E; 5040R			
Trans.	108103X		6881	Blade; W/26" Blade	20843U		6855
YTH160				Drive; W/26" Deck	20843L		6835
Deck	106085X		6672BR	5049E2; 5049E4; 5049G2; 5049LE; 5049R2;			
Trans.	108103X		6881	5049R4			
ROTO-HOE				Blade	20843M		6851
300CD				Drive	20843L		6835
Belt; W/29" Belt O.C.			6829	5050N			
Belt; W/35" Belt O.C.		2350	6835	Blade	20843B		6825
Belt; W/38" Belt O.C.	361	2380	6838	Drive	20843A		6829
Belt; W/46" Belt O.C.	3T44B		6846	5050R; 5050TE			
Belt; W/64" Belt O.C.		2640	6864	Blade	R310		6825
Belt; W/65" Belt O.C.		2650	6865	Neutral Axis	R240		6829
Cultivator; W/38" Belt O.C.	3T44A		6838	5051R; 5051R2			
500; 550				Blade	20843B		6825
Belt; W/51" Belt O.C.	101	2510	6851	Drive	20843A		6829
Belt; W/59" Belt O.C.		2590	6859	5059R			
559H				Blade; W/25" Blade	20843M		6851
Drive	108	2610	6861	Drive; W/25" Deck	20843A		6829
700EC				5060E; 5060G			
Eng. To J.S.	8422	3470	6947	Blade	R310		6825
J.S. To P.T.O.	8438		3V355	Neutral Axis	R240		6829
J.S. To Transaxle	8356	2346		5060N			
800				Blade	20843B		6825
Belt; W/1/2" Belt T.W.		2600	6860	Drive	20843A		6829
Belt; W/21/32" Belt T.W.			6960	5060R			
P.T.O.; W/3" Chipper	9090		B59	Blade	R310		6825
800H				Neutral Axis	R240		6829
Belt; W/58" Belt O.C.	101A		6858	5061N			
Belt; W/60" Belt O.C.	804		6860	Blade	20843B		6825
809H				Drive	20843A		6829
Drive	108	2610	6861	5061R; 5067G			
2100				Blade	R310		6825
Blade; W/28" Belt O.C.	67	2280	6828	Neutral Axis	R240		6829
Blade; W/40" Belt O.C.	66	2400	6840	5068G; 5068N; 5068R; 5068S			
Blade; W/43" Belt O.C.	68	2430	6843	Blade; W/39" Belt O.C.	20843N		6839
2600				Blade; W/61" Belt O.C.	20843R		6861
Blade; W/32" Belt O.C.		2320	6832	Mower Drive	20843A		6829
Blade; W/34" Belt O.C.		2340	6834	5069A; 5069AE; 5069E; 5069GE			
Turf Star I				Blade; W/32" Blade	20843T		6863
Eng. To Pulley; W/7" Pulley	7185	2520	6852	5069H; 5069I			
Eng. To Blade	7178	2630	6863	Blade	R310		6825
Speed Selector To J.S.; W/33" Belt O.C.	7193	3330	6933	Neutral Axis	R240		6829
Speed Selector To J.S.; W/40" Belt O.C.	7190		3V400	5069R; 5069WE			
Turf Star II				Blade; W/32" Blade	20843T		6863
Eng. To Pulley; W/7" Pulley	8386	2560	6856	5070E			
Eng. To Blade	7385	2660	6866	Blade; W/26" Blade	20843U		6855
J.S. To J.S.	8387		3V450	Drive; W/26" Deck	20843L		6835
Speed Selector To J.S.	7193	3330	6933	5071E			
ROYAL MOWER & EDGER				Blade; W/25" Belt O.C.	20843B		6825
R-1				Blade; W/29" Belt O.C.	20843A		6829
Belt		2300	6830	Mower Drive	20843L		6835
				5075G			
				Blade	R310		6825
				Neutral Axis	R240		6829

Belts for Riding Mowers

Application	OEM No.	Standard Belts	Premium Belts	Application	OEM No.	Standard Belts	Premium Belts
RUGG - Continued				SCAG POWER EQUIPMENT, INC. - Continued			
5080E; 5080R				SCR48-25CH; SCR48-27KA			
Blade; W/26" Blade	20843T		6863	Eng. To Deck	481979		6416BR
Drive; W/26" Deck	20843V		6850	Pump	481978		6503BR
5081E; 5081E2; 5081R				SCR52-25CH; SCR52-27KA			
Blade; W/59" Belt O.C.	20843W		6859	Pump	481978		6503BR
Blade; W/63" Belt O.C.	20843T		6863	SCZ61V-31KA; SCZ61V-32BV; SCZ61V-34KH;			
Mower Drive	20843V		6850	SCZ61V-36BV; SCZ61V-850FX; SCZ61V-921FX			
5081TXE				Pump Drive	483165		6739BR
Blade; W/59" Belt O.C.	20843W		6859	Eng. To Deck	483741		6786BR
Blade; W/63" Belt O.C.	20843T		6863	Blade Drive	483157		6911BR
Mower Drive	20843V		6870	SCZ72V-34KA; SCZ72V-34KH; SCZ72V-36BV;			
5088E; 5088G; 5088G1; 5088L; 5088N; 5088R;				SCZ72V-921FX			
5088S; 5088SE; 5088T; 5088T1				Pump Drive	483165		6739BR
Blade; W/39" Belt O.C.	20843N		6839	Eng. To Deck	484088		6746BR
Blade; W/61" Belt O.C.	20843R		6861	Blade Drive	484159		6913BR
Mower Drive	20843P		6849	SFZ48-19KA; SFZ48-20FS; SFZ48-26BS; SFZ48-600FS			
5088T2				Trans.	483314		6908BR
Blade; W/39" Belt O.C.	20843N		6839	Deck Drive	483325		6906BR
Blade; W/61" Belt O.C.	20843R		6861	SFZ52-19KA; SFZ52-20FS; SFZ52-26BS; SFZ52-600FS			
Mower Drive	20843P		6849	Trans.	483314		6908BR
5089E				Deck Drive	483326		6692BR
Blade; W/32" Blade	20843R		6861	SFZ61-28BS; SFZ61-30BS; SFZ61-730FS			
5098				Hydro.	483314		6908BR
Blade; W/32" Blade	20843T		6863	SR48			
5722LR; 5722R; 5722TR				Eng. To Deck	A48081		6980
Blade	20843B		6825	SSZ48-18KH			
Drive	20843A		6829	Blade - Right	48087		6864BR
6000E; 6010E				Eng. To Deck	48799		6665BR
Blade	20843Y		6873	Pump	48760		6793BR
Mower Drive	20843X		6870	SSZ52-20CV; SSZ52-22CV			
Spindle	20843G		6836	Blade - Right	481001		6568BR
6011E				Eng. To Deck	48285		6956
Blade; W/36" Belt O.C.	20843G		6836	Pump	48760		6793BR
Blade; W/73" Belt O.C.	20843Y		6873	SSZ61-20CV; SSZ61-22CV			
Mower Drive	20843Z		6863	Blade - Right	48996		6785BR
6752R				Eng. To Deck	48265		6963
Blade	31050G		6836	Pump	48760		6793BR
Drive	20843V		6850	SSZ-16BU			
6762E; 6762R; 6762SE; 6762SE2; 6762SR2;				Hydro. Pump			6861
6762TE				Blade - Right	48087		6864BR
Mower Drive	20843V		6850	SSZ-16BV			
6782E				Pump	48760		6793BR
Mower Drive	20843X		6870	SSZ-18BV			
7742LR; 7742R; 7742R2				Blade - Right	48087		6864BR
Mower Drive	20843L		6835	Hydro. Pump	48760		6793BR
7772E; 7772E2; 7772SE2; 7772TE				SSZ-18KH; SSZ-42			
Blade	20843J		6860	Pump	48760		6793BR
Mower Drive	20843L		6835	SSZ-48			
SCAG POWER EQUIPMENT, INC.				SSZ-48			
Gear Drive Rider				Blade - Right			
Deck Drive; W/61" Deck				48087			
Eng. To Deck; W/61" Deck				48087			
Transaxle; W/61" Deck				48799			
				6793BR			
Hydro Drive Rider				SSZO18H W/SMZ-48			
Blade - Right; W/48" SML Series Deck				48087			
Blade - Right; W/52" SM Series Deck				48285			
Blade - Right; W/52" SML Series Deck				48285			
Deck Drive; W/48" SM Series Deck				48089			
Deck Drive; W/52" SM Series Deck				48286			
Deck Drive; W/61" SM Series Deck				48083			
Deck Drive; W/72" SM Series Deck				48359			
Eng. To Deck; W/61" Deck				48207			
Hydro.; W/40", 42", 48", 52" SML Series							
Deck				6835			
Magnum III				ST-12B; ST-13K; ST-13KA			
Blade - Left				48089			
W.P.				7385			
SCR42-25CH				ST-17KA			
Pump				481978			
				6503BR			
				ST-18B			
				Eng. To Deck; W/48" Deck			
				48081			
				Eng. To Deck; W/61" Deck			
				48083			
				Trans.			
				48080			
				ST-18KH			
				Trans.			
				48085			
				6562BR			

Lawn & Garden Equipment

Belts for Riding Mowers

Application	OEM No.	Standard Belts	Premium Belts
SCAG POWER EQUIPMENT, INC. - Continued			
STC40-17KA			
Blade - Right	482091		6683BR
Trans.	482009		6552BR
STC48-19KA; STC48-20CV			
Deck	482138		6563BR
STC48A-19KA; STC48A-20CV; STC48A-21KA			
Eng. To Deck; Ser. No. 5810000 Thru 6669999	482137		6688BR
Deck Drive; Ser. No. 5810000 Thru 6669999	482138		6563BR
Trans.; Ser. No. 5810000 Thru 6669999	482009		6552BR
Deck Drive; Ser. No. 7630000 Thru 9339999	482529		6692BR
Trans.; Ser. No. 7630000 Thru 8779999	482531		6736BR
Trans.; Ser. No. 9250001 Thru 9339999	482716		6736BR
Deck Drive; Ser. No. A4800001 Thru A5599999	482529		6692BR
STC48V-19KA; STC48V-22FS; STC48V-23CV; STC48V-25CV; STC48V-26BS; STC48V-651FS			
Trans.	483172		6912BR
Eng. To Deck	483241		6688BR
Blade Drive	483239		6909BR
STC52A-21KA; STC52A-23KA; STC52A-23LV; STC52A-24HN			
Eng. To Deck; Ser. No. 5810000 Thru 6669999	482281		6574BR
Deck Drive; Ser. No. 5810000 Thru 6669999	482140		6564BR
Trans.; Ser. No. 5810000 Thru 6669999	482009		6552BR
Deck Drive; Ser. No. 7630000 Thru 9339999	482530		6719BR
Trans.; Ser. No. 7630000 Thru 8779999	482531		6736BR
Trans.; Ser. No. 9250001 Thru 9339999	482716		6736BR
Deck Drive; Ser. No. A4800001 Thru A5599999	482530		6719BR
STC52V-24FX; STC52V-25CV; STC52V-27CV; STC52V-691FX			
Trans.	483172		6912BR
Eng. To Deck	483242		6905BR
Blade Drive	483240		6910BR
STC61V-25CV; STC61V-27CV; STC61V-730FX			
Trans.	483172		6912BR
Eng. To Deck	483243		6785BR
Blade Drive	483157		6911BR
STG61-18KH			
Eng. To Deck	48083		6645BR
Pump	48085		6562BR
STG-18KH			
Trans.	48085		6562BR
STHM61A-23CV			
Eng. To Deck	48265		6963
Pump	48912		6688BR
STHM61V-23CV			
Eng. To Deck	48912		6688BR
Blade Drive	48265		6963
STHM72A-23CV			
Eng. To Deck	481001		6568BR
Blade Drive	48295		B68
STHM Hydro 61"			
Blade	48265		6963
STHM-18KH; STHM-20KH			
Pump	48344		6835
STT52-22CH; STT52-22KA			
Deck Drive	481557		6589BR
Eng. To Deck	481460		6548BR
Pump	481461		6581BR
STT52-23CH			
Deck	481557		6589BR
STT52-25CH			
Deck Drive	481557		6589BR

Application	OEM No.	Standard Belts	Premium Belts
SCAG POWER EQUIPMENT, INC. - Continued			
STT52-25CH - Continued			
Eng. To Deck	481460		6548BR
Pump	481461		6581BR
STT52A-22KA; STT52A-23CH			
Eng. To Deck	481460		6548BR
Deck Drive	482281		6574BR
Pump	482171		6735BR
STT52A-23KA			
Eng. To Deck; Ser. No. 9350000 & Before	481460		6548BR
Eng. To Deck; Ser. No. 9350001 Thru 9649999	482876		6738BR
Deck Drive	482281		6574BR
Pump; Ser. No. 6670001 Thru 7219999	482171		6735BR
Pump; Ser. No. 7700001 Thru 7789999	481749		6734BR
Pump; Ser. No. 8480001 Thru 8739999	482641		6737BR
Pump; Ser. No. 9350001 Thru 9649999	482873		6737BR
STT52A-25CH			
Eng. To Deck	481460		6548BR
Deck Drive	482281		6574BR
Pump; Ser. No. 6670001 Thru 7219999	482171		6735BR
Pump; Ser. No. 7700001 Thru 7789999	481749		6734BR
Pump; Ser. No. 8480001 Thru 8739999	482641		6737BR
STT52A-27CH			
Eng. To Deck; Ser. No. 8480001 Thru 8739999	481460		6548BR
Eng. To Deck; Ser. No. 9350001 Thru 9649999	482876		6738BR
Eng. To Deck; Ser. No. A5900001 Thru A9699999	482876		6738BR
Deck Drive	482281		6574BR
Pump; Ser. No. 8480001 Thru 8739999	482641		6737BR
Pump; Ser. No. 9350001 Thru 9649999	482873		6737BR
Pump; Ser. No. A5900001 Thru A9699999	483085		6739BR
STT52B-22CH; STT52B-22KA; STT52B-25CH			
Deck Drive	481557		6589BR
Eng. To Deck	481460		6548BR
Pump	481461		6581BR
STT52V-25CH-LP; STT52V-27CH			
Pump	483165		6739BR
Eng. To Deck	482876		6738BR
Deck Drive	482281		6574BR
STT61-22CH; STT61-25CH			
Eng. To Deck	481460		6548BR
Deck Drive	481558		6566BR
Pump	482171		6735BR
STT61A-22KA; STT61A-23CH			
Eng. To Deck	481460		6548BR
Deck Drive	481558		6566BR
Pump	482171		6735BR
STT61A-23KA; STT61A-25CH			
Eng. To Deck	481460		6548BR
Deck Drive	481558		6566BR
Pump; Ser. No. 6670001 Thru 7219999	482171		6735BR
Pump; Ser. No. 7700001 Thru 7789999	481749		6734BR
Pump; Ser. No. 8480001 Thru 8739999	482641		6737BR
STT61A-27CH			
Eng. To Deck; Ser. No. 8480001 Thru 8739999	481460		6548BR
Eng. To Deck; Ser. No. 9350001 Thru 9649999	482876		6738BR
Eng. To Deck; Ser. No. A5900001 Thru A9699999	482876		6738BR
Deck Drive	481558		6566BR
Pump; Ser. No. 8480001 Thru 8739999	482641		6737BR
Pump; Ser. No. 9350001 Thru 9649999	482873		6737BR
Pump; Ser. No. A5900001 Thru A9699999	483085		6739BR
STT61A-27KA			
Eng. To Deck; Ser. No. 9350000 & Before	481460		6548BR
Eng. To Deck; Ser. No. 9350001 Thru 9649999	482876		6738BR
Eng. To Deck; Ser. No. A5900001 Thru A9699999	482876		6738BR

Belts for Riding Mowers

Application	OEM No.	Standard Belts	Premium Belts	Application	OEM No.	Standard Belts	Premium Belts
SCAG POWER EQUIPMENT, INC. - Continued				SCAG POWER EQUIPMENT, INC. - Continued			
STT61A-27KA - Continued				STT61V-35BV-SS			
Deck Drive	481558		6566BR	Eng. To Deck	482876		6738BR
Pump; Ser. No. 6670001 Thru 7219999	482171		6735BR	Deck Drive	481558		6566BR
Pump; Ser. No. 7700001 Thru 7789999	481749		6734BR	Pump	483166		6740BR
Pump; Ser. No. 8480001 Thru 8739999	482641		6737BR	STT61V-750KA			
Pump; Ser. No. 9350001 Thru 9649999	482873		6737BR	Pump	483165		6739BR
Pump; Ser. No. A5900001 Thru A9699999 483085			6739BR	Eng. To Deck	482876		6738BR
STT61A-29KA-DFI				Deck Drive	481558		6566BR
Eng. To Deck; Ser. No. 8480001 Thru 8739999	481460		6548BR	STT61V-791DFI			
Eng. To Deck; Ser. No. 9350001 Thru 9649999	482876		6738BR	Pump	483166		6740BR
Deck Drive	481558		6566BR	Eng. To Deck	482876		6738BR
Pump; Ser. No. 8480001 Thru 8739999	482641		6737BR	Deck Drive	481558		6566BR
Pump; Ser. No. 9350001 Thru 9649999	482873		6737BR	STT72A-27KA			
STT61A-29KA-DFI-SS				Eng. To Deck	481460		6548BR
Eng. To Deck	482876		6738BR	Deck Drive	481980		6741BR
Deck Drive	481558		6566BR	Pump; Ser. No. 6670001 Thru 7219999	482171		6735BR
Pump	483086		6740BR	Pump; Ser. No. 7700001 Thru 7789999	481749		6734BR
STT61A-31BSD; STT61A-31BSG				Pump; Ser. No. 8480001 Thru 8739999	482641		6737BR
Blade - Right	481558		6566BR	STT72A-29KA-DFI			
Eng. To Deck	481460		6548BR	Eng. To Deck; Ser. No. 8480001 Thru 8739999	481460		6548BR
Pump	481461		6581BR	Eng. To Deck; Ser. No. 9350001 Thru 9649999	482876		6738BR
STT61A-31BV				Deck Drive	481980		6741BR
Deck Drive	481558		6566BR	Pump; Ser. No. 8480001 Thru 8739999	482641		6737BR
Pump	482873		6737BR	Pump; Ser. No. 9350001 Thru 9649999	482873		6737BR
Eng. To Deck	482876		6738BR	STT72A-29KA-DFI-SS			
STT61A-31BV-SS				Eng. To Deck	482876		6738BR
Eng. To Deck	482876		6738BR	Deck Drive	481980		6741BR
Deck Drive	481558		6566BR	Pump	483086		6740BR
Pump	483086		6740BR	STT72A-31BSD; STT72A-31BSG			
STT61B-22CH; STT61B-22KA; STT61B-25CH				Blade - Right	481980		6741BR
Eng. To Deck	481460		6548BR	Eng. To Deck	481460		6548BR
Deck Drive	481558		6566BR	Pump	481461		6581BR
Pump	481461		6581BR	STT72A-31BV-SS			
STT61V-25CH-LP				Eng. To Deck	482876		6738BR
Pump	483165		6739BR	Deck Drive	481980		6741BR
Eng. To Deck	482876		6738BR	Pump	483086		6740BR
Deck Drive	481558		6566BR	STT72A-35BVAC-SS; STT72A-791DFI			
STT61V-25KBD-SS				Pump	483166		6740BR
Eng. To Deck	481460		6548BR	Eng. To Deck	482876		6738BR
Deck Drive	481558		6566BR	Deck Drive	481980		6741BR
Pump	483166		6740BR	STT72V-28CAT-SS			
STT61V-27CH				Eng. To Deck	481460		6548BR
Pump	483165		6739BR	Deck Drive	481980		6741BR
Eng. To Deck	482876		6738BR	STT-27KA; STT-29KA-DFI			
Deck Drive	481558		6566BR	Pump	482873		6737BR
STT61V-27KA				STT-31BSD; STT-31BSG			
Eng. To Deck	482876		6738BR	Eng. To Deck	481460		6548BR
Deck Drive	481558		6566BR	Pump	481461		6581BR
Pump	483165		6739BR	STT-31BV			
STT61V-28CAT-SS				Pump	482873		6737BR
Eng. To Deck	481460		6548BR	STWC48V-25CV; STWC48V-26KA-LC			
Deck Drive	483741		6786BR	Trans.	483172		6912BR
STT61V-29KA-DFI-SS				Eng. To Deck	483241		6688BR
Pump	483166		6740BR	Blade Drive	483239		6909BR
Eng. To Deck	482876		6738BR	STWC52A-25KA			
Deck Drive	481558		6566BR	Deck Drive	482530		6719BR
STT61V-31EFI-SS				STWC52V-25KA; STWC52V-26KA-LC			
Eng. To Deck	482876		6738BR	Trans.	483172		6912BR
Deck Drive	481558		6566BR	Eng. To Deck	483242		6905BR
STT61V-31KB-DF				Blade Drive	483240		6910BR
Pump Drive	482876		6738BR	STWC61A-27CV			
Eng. To Deck	481460		6548BR	Eng. To Deck	482652		6720BR
Deck Drive	481558		6566BR	Trans.; Ser. No. 9660001 Thru 9669999	482716		6736BR
STT61V-35BVAC-SS				STWC61V-26KA-LC; STWC61V-27CV			
Pump	483166		6740BR	Trans.	483172		6912BR
Eng. To Deck	482876		6738BR	Eng. To Deck	483243		6785BR
Deck Drive	481558		6566BR	Blade Drive	483157		6911BR

Lawn & Garden Equipment

Belts for Riding Mowers

Application	OEM No.	Standard Belts	Premium Belts
SCAG POWER EQUIPMENT, INC. - Continued			
STZ52-20KH			
Blade - Right	48285		6956
Eng. To Deck	48296		6615BR
Hydro. Pump			6853
Pump	48472		6844
STZ61-20KH			
Blade - Right	48265		6963
Eng. To Deck	48752		6574BR
Pump	48749		6858
STZ-20KH			
Pump	48472		6844
Super Z 52"			
Blade	48285		6956
Super Z 61"			
Blade	48265		6963
SVR36A-20FX; SVR36A-600FX; SVR48V-24FX; SVR48V-691FX; SVR52V-26FX; SVR52V-730FX; SVR61V-29FX; SVR61V-801FX			
Pump Drive	483520		6907BR
SCHWEISS			
50D			
Deck	230006		B100
Drive	230016		B158
60D			
Deck	230003		B115
1840			
Deck	230001		6987
1850			
Deck	230006		B100
Drive	230016		B158
2040			
Deck	230001		6987
2050; 2350			
Deck	230006		B100
Drive	230016		B158
2360			
Deck	230003		B115
2372			
Deck	230035		B128
2450			
Deck	230006		B100
Drive	230016		B158
2460			
Deck	230003		B115
SCOTTS			
S1642			
Deck Drive	M124895		6848BR
Drive	GX10065		6896
S1742			
Deck	M124895		6848BR
Traction	GX10062		6821BR
S2046			
Traction; Ser. No. 020000 & Before	GX10065		6896
Traction; Ser. No. 020001 & After	GX10644		6776BR
S2048; S2348			
Primary	M110312		6818BR
Secondary	M110313		6650BR
S2546			
Drive	GX10065		6896
S2554			
Primary	M110312		6818BR
Secondary	M118685		6843BR

Application	OEM No.	Standard Belts	Premium Belts
SEARS ROEBUCK			
131.8000; 131.8010; 131.8020; 131.8030; 131.8050; 131.8051; 131.8060			
Belt	53558	2350	6835
131.8070; 131.8080; 131.8090; 131.8091; 131.8092; 131.8100; 131.8110; 131.8120; 131.8121; 131.8130			
Blade	54622	2250	6825
Trans.	53558	2350	6835
131.8140; 131.8150; 131.8151; 131.8160; 131.8161; 131.8170; 131.8180; 131.8190			
Blade	54622	2250	6825
Trans.	53558	2350	6835
131.8200; 131.8210; 131.8220; 131.8221; 131.8240; 131.8250; 131.8260			
Blade	54185		6843
Trans.	53987	2290	6829
131.8270; 131.8280; 131.8281; 131.8282; 131.8283			
Blade	54185		6843
Trans.		2280	6828
131.8300; 131.8380; 131.8390			
Blade	54622	2250	6825
Trans.	53558	2350	6835
131.8430			
Eng. To Deck	65284	2346	
Trans.	59884		6841
131.8440			
Drive	57955		6870
131.8450			
Gen.	65107		6731
Trans.	57955		6870
131.8460; 131.8470			
Trans.	59849	2730	6873
131.8530; 131.8531; 131.8532			
Eng. To Deck	65284	2346	
Trans.	59884		6841
131.8540; 131.8541			
Drive	STD304700		6870
131.8550			
Gen.	65107		6731
Trans.	57955		6870
131.8560; 131.8561; 131.8570			
Trans.	59849	2730	6873
131.8814			
Blade	76019	2550	6855
Trans.	76018		6841
131.8817			
Blade	76274		6859
Deck	76275		6875
Trans.	76018		6841
131.8818			
P.T.O.	83691		6734
Primary	84287		6840
Secondary	84352		BX78
131.9532			
Blade	53157		6831
131.81321			
Blade; W/25" Belt O.C.	54622	2250	6825
Blade; W/43" Belt O.C.	55936		6943
Trans.	53558	2350	6835
131.81323; 131.81340; 131.81341			
Blade	55936		6943
131.81361; 131.81362; 131.81363; 131.81364			
Blade	65016		6946
Eng. To Deck	55936		6943
131.81580; 131.81581			
Drive	21170	2290	6829
131.83900			
Blade	54622	2250	6825

Belts for Riding Mowers

Application	OEM No.	Standard Belts	Premium Belts	Application	OEM No.	Standard Belts	Premium Belts
SEARS ROEBUCK - Continued				SEARS ROEBUCK - Continued			
131.83900 - Continued				131.96710; 131.96712			
Trans.	53558	2350	6835	Blade	65016		6946
131.84670				Gen.	65133		6732
Trans.	59849	2730	6873	131.96800; 131.96810; 131.96820; 131.96830			
131.88380; 131.88381				Blade	67438		6847
Drive			6834	Transaxle	67346		6839
131.88390				131.96831			
Drive			6832	Transaxle	67346		6839
131.88391; 131.88393; 131.91440				131.96840; 131.96850			
Blade	53157		6831	Blade	67398		6853
131.94616				Trans.	67346		6839
Blade	58577		6863	131.96860; 131.96861			
131.96100; 131.96105; 131.96200; 131.96210;				Transaxle	67346		6839
131.96230; 131.96235				131.96890; 131.96891; 131.96892			
Blade	54622	2250		Blade	70637		6840
Transaxle	53558		6835	131.96900; 131.96901; 131.96910			
131.96251				Blade	67438		6847
Blade	67438		6847	Transaxle	67346		6839
Trans.	67346		6839	131.96911			
131.96260				Trans.	71240		A90
Blade	59884		6841	131.96917; 131.96920; 131.96921; 131.96927;			
131.96261; 131.96263				131.96930			
Blade	67438		6847	Blade	67438		6847
Trans.	67346		6839	Transaxle	67346		6839
131.96270; 131.96280; 131.96280-1; 131.96281;				131.96940; 131.96941			
131.96285; 131.96286; 131.96300; 131.96310;				Blade	67398		6853
131.96312; 131.96315				Trans.	67346		6839
Blade	59884		6841	131.96950			
131.96316				Blade	71635		6863
Blade	59884		6841	Trans.	67346		6839
131.96317				131.96950X			
Blade	70637		6840	Blade	71635		6863
131.96321; 131.96323				131.96960; 131.96970; 131.96970X; 131.96971;			
Blade	67403		6860	131.96972; 131.96990; 131.96990-1; 131.96991			
131.96326				Trans.	71240		A90
Trans.	67346		6839	131.97450; 131.97460; 131.97470			
131.96330				Belt	53747	1300	6730
Blade	67438		6847	131.98830			
Transaxle	67346		6839	Eng. To Deck	65016		6946
131.96350; 131.96351; 131.96356				Trans.	57955		6870
Blade	59884		6841	131.250810			
131.96361; 131.96363				Blade	59884		6841
Eng. To Deck	67788		6878	131.881801			
Trans.	67398		6853	P.T.O.	83691		6734
131.96400; 131.96410; 131.96412; 131.96413;				Primary	84287		6840
131.96415; 131.96416; 131.96417; 131.96450;				Secondary	84352		BX78
131.96451; 131.96460				131.962512; 131.962513; 131.962612;			
Blade	58577		6863	131.962613; 131.962632; 131.962633			
Drive	58406	2650	6865	Blade	67438		6847
131.96461; 131.96465; 131.96467				Trans.	67346		6839
Blade	58577		6863	131.962860			
Drive	58406	2650	6865	Blade	59884		6841
131.96500; 131.96501; 131.96502; 131.96510;				131.963170			
131.96512				Blade	70637		6840
Deck		2490	6849	131.963212; 131.963213; 131.963232;			
131.96513				131.963233			
Blade		2490	6849	Blade	67403		6860
131.96600; 131.96601; 131.96602; 131.96610				131.963262; 131.963263			
Deck		2490	6849	Blade	68620		6856
131.96612				Trans.	67346		6839
Blade		2490	6849	131.965300			
131.96615; 131.96616				Blade	74278	2880	6880
Deck		2490	6849	Deck	74277	2610	6861
131.96700				Trans.	73794	2940	6894
Blade	65016		6946	131.969020			
Drive	STD304700		6870	Trans.	67346		6839
				Transaxle	67346		6839

Lawn & Garden Equipment

Belts for Riding Mowers

Application	OEM No.	Standard Belts	Premium Belts
SEARS ROEBUCK - Continued			
131.969120; 131.969170; 131.969220; 131.969221; 131.969310			
Transaxle	67346		6839
131.969460			
Blade	67398		6853
Eng. To Deck	74212		6857
Trans.	67346		6839
131.969730; 131.969800; 131.969802; 131.969930			
Trans.	73794		6894
131.9692201			
Transaxle	67346		6839
134.81580; 134.81581			
Drive	21170	2290	6829
247.27020			
Deck	7540754		6576BR
Drive	7540453		6617BR
502.8130			
Drive	304350	2350	6835
502.25120			
Belt; W/43" Belt O.C.	23072		6843
Belt; W/62" Belt O.C.	23098		6793BR
502.25121			
Eng. To Gear Box	23098		6793BR
Gear Box To Transaxle	23072		6843
502.25130			
Belt; W/43" Belt O.C.	23072		6843
Belt; W/62" Belt O.C.	23098		6793BR
502.25131			
Eng. To Gear Box	23098		6793BR
Gear Box To Transaxle	23072		6843
502.25516A			
Blade	37X12		6449BR
Trans.	37X65		6453BR
502.25601; 502.25602; 502.25603; 502.25604; 502.25605; 502.25606			
Blade	25667		6856
Trans.	20715		6837
502.25609			
Blade	25667		6856
Trans.	37X5		6837
502.25611; 502.25612; 502.25613			
Blade	25686		6822
Drive	37X5		6837
502.25800			
Cross Drive			6846
Deck	21649		6449BR
Trans.	21615		6895
502.25800 (LT10)			
Deck	21649		6449BR
Transaxle	21615		6895
502.25801; 502.25810			
Cross Drive			6846
Deck	21649		6449BR
Trans.	21615		6895
502.25810 (LT10)			
Deck	21649		6449BR
Transaxle	21615		6895
502.25830			
Blade	21649		6449BR
Cross Drive			6846
Trans.; W/37" Belt O.C.	20715		6837
Trans.; W/95" Belt O.C.	37X11		6452BR
502.25830 (LT10)			
Deck	21649		6449BR
Transaxle	21615		6895
502.25831			
Blade	37X3		6846
Deck	37X12		6449BR
Trans.	37X11		6452BR

Application	OEM No.	Standard Belts	Premium Belts
SEARS ROEBUCK - Continued			
502.25890			
Cross Drive			6846
Deck	21649		6449BR
Trans.	21615		6895
502.25890 (LT10)			
Deck	21649		6449BR
Transaxle	21615		6895
502.25891			
Cross Drive			6846
Deck	21649		6449BR
Trans.	21615		6895
502.25891 (LT10)			
Deck	21649		6449BR
Transaxle	21615		6895
502.25900; 502.25910			
Eng.	21058		6863
Eng. To Gear Box	23098		6793BR
Gear Box To Transaxle	23072		6843
502.25981			
Blade	37X43		6601BR
Drive	37X55		6891
502.52900; 502.52910			
Eng. To Gear Box	21058		6863
502.63029X1			
Blade	20556		6848
Deck	20555		6841
Trans.	20716		6837
502.81300; 502.81301			
Blade	20555		6841
Deck	20556		6848
Transaxle	20716		6837
502.81370; 502.81373; 502.81375			
Blade	20717		6856
Trans.	20716		6837
502.81377			
Blade	37X2		6848
502.81380; 502.81381			
Blade	20717		6856
Trans.	20716		6837
502.81390			
Cross Drive	21059		6844
Deck	21058		6863
Trans.	20716		6837
502.154190			
Blade	37X57		6498BR
Trans.	37X65		6453BR
502.230891			
Blade			6846
Deck	21649		6449BR
Trans.	21615		6895
502.245210			
Blade	37X59		6672BR
Trans.	37X27		6434BR
502.250291			
Blade	37X2		6848
502.250791			
Blade	20555		6841
Deck	20556		6848
Trans.	20716		6837
502.250840; 502.250841			
Cross Drive	23223		6895
Deck	23214		6859
Drive	21615		6895
502.250842			
Cross Drive	23223		6895
Deck	37X16		6859
Drive	21615		6895
502.250843			
Blade	37X22		6642BR
Deck; W/62" Belt O.C.	37X40		6451BR

Belts for Riding Mowers

Application	OEM No.	Standard Belts	Premium Belts	Application	OEM No.	Standard Belts	Premium Belts
SEARS ROEBUCK - Continued				SEARS ROEBUCK - Continued			
502.250843 - Continued				502.254210; 502.254211			
Deck; W/86" Belt O.C.	37X62		6400BR	Blade	37X59		6672BR
Trans.	37X11		6452BR	Trans.	37X27		6434BR
502.250849				502.254260			
Blade	21649		6449BR	Blade	37X40		6451BR
Cross Drive			6846	Cross Drive	37X54		5716
Drive	21615		6895	502.254280			
502.250890; 502.250891; 502.250892;				Trans.	37X55		6891
502.250893				502.254281; 502.254290			
Cross Drive			6846	Blade	37X43		6601BR
Deck	21649		6449BR	Trans.	37X55		6891
Drive	21615		6895	502.254380			
502.250894				Deck	37X63		6601BR
Cross Drive			6846	Drive	37X61		6452BR
Deck	37X12		6449BR	502.254580			
Drive	21615		6895	Blade	106085X		6672BR
502.251220; 502.251250				502.254690			
Drive	37X65		6453BR	Blade	37X43		6601BR
502.251341				502.254970			
Blade	21649		6449BR	Trans.	37X61		6452BR
Cross Drive			6846	502.254980			
502.253760				Deck	37X62		6400BR
Blade	37X40		6451BR	Trans.	37X61		6452BR
Cross Drive	37X22		6642BR	502.254981; 502.254982			
Drive	37X26		6463BR	Deck	37X62		6400BR
502.254110				Drive	37X61		6452BR
Blade	37X12		6449BR	502.255010; 502.255011; 502.255020;			
Trans.	37X65		6453BR	502.255030; 502.255040; 502.255050;			
502.254111; 502.254112; 502.254113;				502.255060; 502.255071; 502.255090;			
502.254114				502.255091			
Deck	37X12		6449BR	Drive	37X65		6453BR
Motion Drive	37X65		6453BR	502.255092; 502.255093; 502.255094			
502.254120				Drive	37X65		6453BR
Deck	37X12		6449BR	502.255110; 502.255111; 502.255112;			
Trans.	37X38		6425BR	502.255120			
502.254121				Deck	37X63		6601BR
Blade	37X12		6449BR	Drive	37X61		6452BR
Drive	37X38		6425BR	502.255140; 502.255141; 502.255142			
502.254130; 502.254131				Blade			6846
Trans.	37X38		6425BR	Deck	21649		6449BR
502.254132				Trans.	21615		6895
Blade	37X57		6498BR	502.255143			
Drive	37X38		6425BR	Blade	37X3		6846
502.254140				Deck	37X12		6449BR
Blade	37X57		6498BR	Trans.	37X61		6452BR
Trans.	37X51		6376	502.255150; 502.255151			
502.254142				Cross Drive	23749		6899
Blade	37X57		6498BR	Deck	23748		6862
Traction	37X51		6376	Drive	21615		6895
502.254152				502.255160; 502.255161			
Blade	37X57		6498BR	Cross Drive			6846
Trans.	37X51		6376	Deck	21649		6449BR
502.254153				Drive	21615		6895
Blade; W/54" Belt O.C.	37X57		6498BR	502.255170; 502.255171; 502.255172			
Blade; W/55" Belt O.C.	37X12		6449BR	Motion Drive	37X65		6453BR
Drive; W/37" Belt O.C.	37X51		6376	502.255180			
Drive; W/40" Belt O.C.	37X38		6425BR	Motion Drive	37X61		6452BR
502.254160				Mower Drive	37X62		6400BR
Blade; W/30" Belt O.C.	37X65		6453BR	502.255190; 502.255191			
Blade; W/54" Belt O.C.	37X57		6498BR	Cross Drive	23749		6899
Trans.	37X65		6453BR	Deck	23748		6862
502.254170; 502.254171				Drive	21615		6895
Blade	37X57		6498BR	502.255192			
Trans.	37X38		6425BR	Deck	37X62		6400BR
502.254172				Trans.	37X61		6452BR
Blade	37X57		6498BR	502.255193			
Drive	37X57		6498BR	Motion Drive	37X61		6452BR
502.254180; 502.254190				Mower Drive	37X62		6400BR
Blade	37X57		6498BR				
Trans.	37X65		6453BR				

Lawn & Garden Equipment

Belts for Riding Mowers

Application	OEM No.	Standard Belts	Premium Belts
SEARS ROEBUCK - Continued			
502.255290; 502.255291; 502.255292			
Cross Drive			6846
Deck	23882		A57
Drive	21615		6895
502.255320			
Blade	23749		6899
Deck	23748		6862
Trans.	21615		6895
502.255321; 502.255322			
Blade	37X22		6642BR
Deck	37X40		6451BR
Trans.	37X11		6452BR
502.255380; 502.255381			
Blade	37X43		6601BR
Trans.	37X45		6490BR
502.255530; 502.255531			
Deck	37X63		6601BR
Drive	37X61		6452BR
502.255610			
Blade	37X7		6856
Trans.	37X51		6376
502.255620; 502.255621; 502.255622;			
502.255623			
Blade	37X12		6449BR
Trans.	37X38		6425BR
502.255630; 502.255631			
Blade	37X50		6854
Traction	37X38		6425BR
502.255632; 502.255633			
Blade	37X57		6498BR
Trans.	37X38		6425BR
502.255634			
Drive	37X38		6425BR
502.255640; 502.255641; 502.255642			
Belt	37X50		6854
Traction	37X51		6376
502.255644			
Blade	37X57		6498BR
Trans.	37X51		6376
502.255650; 502.255651			
Belt	37X50		6854
Traction	37X51		6376
502.255652			
Blade	37X57		6498BR
Trans.	37X51		6376
502.255660			
Trans.	37X51		6376
502.255710			
Blade	37X34		6877
Cross Drive	37X54		5716
Trans.	37X27		6434BR
502.255711; 502.255712; 502.255713			
Blade	37X34		6877
Trans.	37X27		6434BR
502.255750			
Blade	37X40		6451BR
Cross Drive	37X54		5716
Eng. To Trans.	37X55		6891
502.255751; 502.255752; 502.255760;			
502.255761			
Blade	37X40		6451BR
Cross Drive	37X54		5716
502.255780; 502.255781			
Blade	37X43		6601BR
Trans.	37X45		6490BR
502.255790			
Blade	37X43		6601BR
Drive	37X55		6891
502.255791			
Blade	37X43		6601BR

Application	OEM No.	Standard Belts	Premium Belts
SEARS ROEBUCK - Continued			
502.255791 - Continued			
Transaxle	37X45		6490BR
502.255822			
Blade	106085X		6672BR
Trans.	105876X		6893
502.256010			
Blade	20717		6856
Trans.	20716		6837
502.256011; 502.256012			
Blade	37X7		6856
502.256020			
Blade	20717		6856
Traction	20716		6837
Trans.	20715		6837
502.256021			
Blade	37X7		6856
Trans.	37X5		6837
502.256030			
Blade	20717		6856
Traction	20716		6837
Trans.	20715		6837
502.256031			
Blade	37X7		6856
Trans.	37X5		6837
502.256032			
Blade	20717		6856
Trans.	20715		6837
502.256033; 502.256034; 502.256036			
Blade	37X7		6856
Trans.	37X5		6837
502.256040			
Blade	20717		6856
Traction	20716		6837
Trans.	20715		6837
502.256041			
Blade	20717		6856
Trans.	20715		6837
502.256042			
Blade	37X7		6856
Trans.	37X5		6837
502.256050			
Blade	20717		6856
Traction	20716		6837
Trans.	20715		6837
502.256051			
Blade	37X7		6856
Trans.	37X5		6837
502.256060			
Blade	20717		6856
Traction	20716		6837
Trans.	20715		6837
502.256061; 502.256062			
Blade	20717		6856
Trans.	20715		6837
502.256063			
Blade	37X7		6856
Trans.	37X5		6837
502.256070			
Traction	20716		6837
Trans.	20715		6837
502.256071			
Trans.	37X5		6837
502.256080			
Trans.	20715		6837
502.256090			
Blade	20717		6856
Trans.	20716		6837
502.256091			
Blade	37X7		6856
Trans.	37X6		6837

Belts for Riding Mowers

Application	OEM No.	Standard Belts	Premium Belts	Application	OEM No.	Standard Belts	Premium Belts
SEARS ROEBUCK - Continued				SEARS ROEBUCK - Continued			
502.256092; 502.256093; 502.256094; 502.256095				502.354264			
Blade37X7			6856	Deck37X40			6451BR
Trans37X5			6837	502.522653			
502.256110; 502.256111; 502.256112				Blade37X57			6498BR
Blade21649			6449BR	Trans37X51			6376
Trans20715			6837	502.813770			
502.256113; 502.256114; 502.256115; 502.256116; 502.256117; 502.256117A; 502.256118; 502.256119				Blade20555			6841
Blade37X12			6449BR	Deck20556			6848
Trans37X5			6837	Transaxle20716			6837
502.256120; 502.256121				502.813780			
Blade21649			6449BR	Blade20556			6848
Trans20715			6837	Deck20556			6848
502.256122; 502.256123; 502.256124; 502.256125; 502.256126				Trans20716			6837
Blade37X12			6449BR	502.2256116			
Trans37X5			6837	Blade37X12			6449BR
502.256127; 502.256128				Trans37X5			6837
Blade37X12			6449BR	502.2508491			
502.256130; 502.256131				Blade21649			6846
Blade21649			6449BR	Deck21649			6449BR
Trans20715			6837	Trans21615			6895
502.256132; 502.256133; 502.256134; 502.256135; 502.256136; 502.256136A; 502.256137; 502.256138				502.2560811			
Blade37X12			6449BR	Trans37X5			6837
Trans37X5			6837	502.2561121; 502.2561122; 502.2561321			
502.256139				Blade37X12			6449BR
Blade37X12			6449BR	536.25094			
502.256140				Deck48044			6454BR
Blade21649			6449BR	Drive39454			6463BR
Trans20715			6837	536.81330			
502.256141; 502.256142; 502.256160; 502.256170; 502.256171				Blade; W/70" Belt O.C.42111			6630BR
Blade37X12			6449BR	Blade; W/88" Belt O.C.39454			6463BR
Trans37X5			6837	536.81340; 536.81341; 536.81342			
502.256172				DriveLP2154		2200	6820
Blade37X12			6449BR	536.81350; 536.81351; 536.81352; 536.81353; 536.81354; 536.81356			
Trans37X51			6376	BeltLP708		3380	6938
502.256180; 502.256181; 502.256190				536.81360; 536.81361; 536.81362			
Blade37X12			6449BR	Blade; W/70" Belt O.C.42111			6630BR
Trans37X5			6837	Blade; W/88" Belt O.C.39454			6463BR
502.256210				536.81450; 536.81451; 536.81452; 536.81453; 536.81454			
Drive37X65			6453BR	DriveRM2754		2280	6828
502.257010				536.81456			
Eng37X15			6862	DriveRM3333		2275	
Trans37X14			6843	536.85316; 536.85870			
502.257040; 502.257041; 502.257042				BeltRM2543			6828
Trans37X15			6862	536.96310			
Drive37X23			6843	Blade45186		2630	
502.257043				Trans6856			
Trans37X26			6463BR	536.96320			
502.257310				Blade45186		2630	
Blade37X57			6498BR	Trans43979			6856
Drive37X65			6453BR	536.96330			
502.257330; 502.258170				Blade43066			6520BR
Motion Drive37X65			6453BR	Speed Reducer; Long43947			6855
502.259120				Speed Reducer; Short43946			6846
Blade37X12			6449BR	Transaxle39454			6463BR
Trans37X38			6425BR	536.96331			
502.259280				Blade43066			6520BR
Blade37X43			6601BR	Transaxle39454			6463BR
Trans37X55			6891	536.96360			
502.259281				Blade43066			6520BR
Blade37X43			6601BR	Transaxle39454			6463BR
Trans37X45			6490BR	Speed Reducer; Long43947			6855
				Speed Reducer; Short43946			6846
				536.96361; 536.96362			
				Blade43066			6520BR
				Transaxle39454			6463BR
				536.250820; 536.250821; 536.250822; 536.250823			
				Blade45186		2630	

Belts for Riding Mowers

Application	OEM No.	Standard Belts	Premium Belts	Application	OEM No.	Standard Belts	Premium Belts
SEARS ROEBUCK - Continued				SEARS ROEBUCK - Continued			
536.250820; 536.250821; 536.250822; 536.250823 - Continued				536.270290 - Continued			
Trans.	43979		6856	Drive	37X110		6656BR
536.250850				536.657000; 536.657020		2440	
Blade	47201		6825	Blade	45187		6856
Drive	47200		6829	Drive	43979		
536.250860; 536.250870		2440		536.657040			
Blade	45187		6856	Trans.	43979		6856
Drive	43979			Blade	47390		6871
536.250910; 536.250920; 536.250921; 536.250922				536.658080			
Blade	43066		6520BR	Blade	48044		6454BR
Trans.	39455		6863	Trans.	39454		6463BR
536.250930; 536.250931; 536.250933; 536.250940; 536.250941; 536.250942				536.963100		2630	
Blade	48044		6454BR	Blade	45186		6856
Trans.	39454		6463BR	Trans.	43979		
536.250960				536.963310; 536.963630; 536.963631			
Blade	43066		6520BR	Blade	43066		6520BR
Trans.	39454		6463BR	Transaxle	39454		6463BR
536.252570; 536.252571				536.963700			
Deck	314108		6537BR	Deck	46466		6983
Drive	335708		6881	Transaxle	39454		6463BR
536.255110; 536.255112		2630		536.990700			
Blade	45186		6856	Traction	49570		6837
Trans.	43979			538.81980; 538.81981; 538.81982; 538.81990; 538.81991		2200	6820
536.255113				Belt			
Deck	45186	2630	6863	564.250910			
Drive	43979		6856	Deck	43066		6520BR
536.255210; 536.255212				Drive	39455		6863
Blade	48044		6454BR	809.85621; 809.85623; 809.85624; 809.85770; 809.85775; 809.85811; 809.85812; 809.85813; 809.85814; 809.85816			
Trans.	39454		6463BR	Belt	2543		6828
536.255220; 536.255221				917.2550			
Blade	47390		6871	Starter/Gen.	3754H1		3V315
Trans.	43979		6856	Trans.		3790	6979
536.255230; 536.255231				917.8310			
Blade	43066		6520BR	Belt; W/43" Belt O.C.	4384H		6943
Trans.	43979		6856	917.8320; 917.8321; 917.8322			
536.255232				Blade; W/43" Belt O.C.	55936		6943
Deck	43066		6520BR	Blade; W/71" Belt O.C.	55941		6971
Drive	43979		6856	917.8330; 917.8331; 917.8340; 917.8341			
536.255240				Blade; W/31" Belt O.C.	65107		6731
Blade	43066		6520BR	Blade; W/43" Belt O.C.	55936		6943
Trans.	43979		6856	Drive	STD304700		6870
536.255250				917.8360; 917.8361; 917.8362; 917.8370; 917.8371; 917.8372		3480	6948
Blade	47390		6871	Blade; W/48" Belt O.C.			6949
Trans.	43979		6856	Blade; W/49" Belt O.C.	5092H		6982
536.255280				Transaxle	5091H		
Deck	49878		6467BR	917.8400; 917.8420			
Primary Drive	50597		6830	Drive	STD304700		6870
Secondary Drive	49580	2405		Gen.	65107		6731
536.255860; 536.255861				917.9950; 917.9951			
Deck	300680		6555BR	Gen.	3754H1		6733
536.255870; 536.255880				Trans.	5091H		6982
Deck	318372		6702BR	917.25000			
Drive	314120		6887	Trans.	6474H	3810	6981
536.257670				917.25010; 917.25011; 917.25020; 917.25021			
Deck	314108		6537BR	Gen.	5436H	3810	7320
Drive	314120		6887	Trans.	6474H		6981
536.270111; 536.270112; 536.270211; 536.270212				917.25030; 917.25040; 917.25041			
Deck	37X57		6498BR	Trans.	6474H	3810	6981
Drive	37X65		6453BR	917.25050; 917.25051; 917.25060; 917.25061; 917.25070			
536.270270				Trans.	8833H		6973
Blade	37X111		6657BR	917.25080; 917.25081; 917.25090; 917.25091; 917.25092			
536.270280; 536.270281				Gen.	5436H		7320
Deck	37X111		6657BR	Trans.	6474H	3810	6981
536.270290							
Deck	37X111		6657BR				

Belts for Riding Mowers

Application	OEM No.	Standard Belts	Premium Belts	Application	OEM No.	Standard Belts	Premium Belts
SEARS ROEBUCK - Continued				SEARS ROEBUCK - Continued			
917.25100				917.25400			
Drive	6474H		6981	Starter/Gen.	3754H1		3V315
Gen.	3754H1		3V315	Trans.		3790	6979
917.25100 Suburban				917.25420; 917.25430			
Ground Drive	6474H		6981	Drive	8833H	3730	6973
Starter/Gen.	3754H1		3V315	Gen.	5436H		7320
917.25101; 917.25110				917.25440			
Drive	6474H		6981	Transaxle	8833H		6973
Gen.	3754H1		3V315	917.25450; 917.25460; 917.25470			
917.25110 Suburban				Drive	8833H	3730	6973
Ground Drive	6474H		6981	Gen.	5436H		7320
Starter/Gen.	3754H1		3V315	917.25480			
917.25111; 917.25120; 917.25121; 917.25130				Gen.	3754H1		3V315
Drive	6474H		6981	Trans.	6474H	3810	6981
Gen.	3754H1		3V315	917.25481			
917.25130 Suburban				Trans.	6474H		6981
Ground Drive	6474H		6981	917.25490			
Starter/Gen.	3754H1		3V315	Drive	8833H	3730	6973
917.25131				Gen.	5436H		7320
Drive	6474H		6981	917.25500; 917.25501			
Gen.	3754H1		3V315	Starter/Gen.; W/31 1/2" Belt O.C.	3754H1		3V315
917.25140; 917.25141; 917.25150; 917.25151;				Starter/Gen.; W/32" Belt O.C.	5436H		7320
917.25160; 917.25161				Trans.	8100H		6979
Trans.	8845R		6874	917.25510; 917.25510A; 917.25510B; 917.25511;			
917.25170				917.25520; 917.25520A; 917.25520B; 917.25550			
Drive	6474H		6981	Gen.	3754H1		3V315
Gen.	3754H1		3V315	Trans.	6474H	3810	6981
917.25180; 917.25181; 917.25190; 917.25191				917.25570; 917.25580; 917.25590			
Trans.	2692R		6983	Drive	8833H	3730	6973
917.25200; 917.25201				Gen.	5436H		7320
Starter/Gen.	9766H		7355	917.25600			
Trans.	2295R		6982	Drive	8100H		6979
917.25220				Gen.	9766H		7355
Drive	6474H		6981	917.25610; 917.25620			
Gen.	3754H1		3V315	Gen.	9766H		7355
Trans.	6474H		6981	Trans.	2295R		6982
917.25221; 917.25230; 917.25231				917.25630; 917.25631			
Gen.	5436H		7320	Gen.	3754H1		3V315
Trans.	6474H	3810	6981	Trans.	6474H	3810	6981
917.25260				917.25640			
Gen.	3754H1		3V315	Gen.	9766H		7355
Trans.	6474H	3810	6981	Trans.	2295R		6982
917.25261				917.25660			
Gen.	5436H		7320	Drive	130801		6758BR
Trans.	6474H	3810	6981	Primary	148763		6702BR
917.25263				Secondary	144959		6758BR
Blade	7080J		6861	917.25700; 917.25701; 917.25710			
Deck	4798J		6878	Transaxle	3350R		6891
Drive	4866J		6878	917.25720; 917.25721; 917.25722			
917.25264				Transaxle	8833H		6973
Blade	7080J		6861	917.25723; 917.25730; 917.25731; 917.25732;			
Deck	4798J		6878	917.25733; 917.25734; 917.25740; 917.25741;			
Primary Drive	4866J		6878	917.25742; 917.25743			
917.25268				Gen.	3754H1		3V315
Blade	100670N		6879	Transaxle	6474H	3810	6981
Primary	102726X		6947	917.25744			
917.25290; 917.25302; 917.25310; 917.25311				Gen.	3754H1		3V315
Gen.	3754H1		3V315	Transaxle	6474H	3810	6981
Trans.	6474H	3810	6981	917.25750; 917.25751; 917.25752			
917.25311 Super Tractor				Transaxle	2692R		6983
Trans.			6981	917.25760			
917.25340; 917.25350; 917.25352; 917.25370;				Transaxle	3350R		6891
917.25371				917.25760-1			
Gen.	3754H1		3V315	Blade	6944R		6971
Trans.	6474H	3810	6981	Trans.	3350R		6891
917.25380; 917.25381				917.25761			
Gen.	9766H		7355	Transaxle	3350R		6891
Trans.	2295R		6982	917.25770; 917.25780			
				Blade	6944R		6971

Lawn & Garden Equipment

Belts for Riding Mowers

Application	OEM No.	Standard Belts	Premium Belts	Application	OEM No.	Standard Belts	Premium Belts
SEARS ROEBUCK - Continued				SEARS ROEBUCK - Continued			
917.25770; 917.25780 - Continued				917.99400			
Trans.	3350R		6891	Trans.	6474H		6981
917.25781; 917.25782				917.99401			
Transaxle	3350R		6891	Gen.	3754H1		6733
917.25790; 917.25792; 917.25793				Trans. 6474H 6981			
Trans.	5437R		6851	917.99410			
917.25820; 917.25840; 917.25841; 917.25842; 917.25843				Gen. 3754H1 3V315			
Blade	6944R		6971	Transaxle 6474H 6981			
Trans.	3350R		6891	917.99411			
917.25860; 917.25861; 917.25862; 917.25863; 917.25865; 917.25870; 917.25871; 917.25873; 917.25874				Gen. 3754H1 6733			
Trans.	6474H		6981	Trans. 6474H 6981			
917.25880; 917.25881; 917.25882; 917.25883; 917.25884				917.99422			
Trans.	2692R		6983	Gen.	3754H1		3V315
917.25920				Trans. 6474H 6981			
Deck	131290		6459BR	917.99500			
Drive	124525X		6889	Gen.	3754H1		6733
917.25921				Trans. 5091H 6982			
Transaxle	8833H		6973	917.99501			
917.25930				Gen. 3754H1 6733			
Deck	131290		6459BR	Trans. 6474H 6981			
Drive	124525X		6889	917.99510; 917.99511			
917.25940; 917.25941				Gen. 3754H1 6733			
Trans.	6474H		6981	Trans. 5091H 6982			
917.25950				917.99520; 917.99530			
Trans.	2692R		6983	Gen.	3754H1		6733
Transaxle	67346		6839	Trans. 6474H 6981			
917.25951; 917.25960; 917.25961; 917.25963				917.99800; 917.99801; 917.99810; 917.99811			
Trans.	2692R		6983	Gen.	3754H1		3V315
917.25970; 917.25980				Transaxle 6474H 6981			
Trans.	5125R		6868	917.99820			
917.57560; 917.57562; 917.57571				Gen. 3754H1 3V315			
Reverse	7843M	1290	6729	Starter/Gen. 6981			
Speed Changer; W/19" Belt O.C.	9440M		6819	Transaxle 6474H 6981			
Speed Changer; W/36" Belt O.C.	9441M		6836	917.225130			
Belt; W/40" Belt O.C.	4322M		6840	Trans.	73794	2940	6894
917.57583				917.250020			
Clutch	9768M		6840	Deck	106085X		6672BR
Reverse	7843M	1290	6729	Drive	123796X		6432BR
917.57584; 917.57597; 917.57598; 917.57599				917.250030			
Reverse	7843M	1290	6729	Trans.	110883X		6899
Speed Changer; W/19" Belt O.C.	9440M		6819	917.250031			
Speed Changer; W/36" Belt O.C.	9441M		6836	Drive	110883X		6899
Belt; W/40" Belt O.C.	4322M		6840	917.250032			
917.59101				Drive 110883X 6899			
Belt; W/45" Belt O.C.	8199M		6945	Drive	110883X		6899
Belt; W/56" Belt O.C.	8200M		6956	Primary	110884X		6714BR
917.60628; 917.60633; 917.60634; 917.60637; 917.60644; 917.60645; 917.60646				Secondary 106381X 6892			
Gen.	3754H		6733	917.250040			
Eng. To Idler	1323H		6970	Deck	106085X		6672BR
Reverse	3496H		6827	Drive	123796X		6432BR
Transaxle	1322H		6929	917.250050; 917.250051			
917.61201; 917.61202				Drive 110883X 6899			
Drive; W/35" Belt O.C.	2852H		6935	917.250260; 917.250261; 917.250262			
Drive; W/41" Belt O.C.	2853H		6941	Drive	137153		6798BR
Drive; W/92" Belt O.C.	2851H		6892	Primary	139573		6798BR
917.81320; 917.81360				Secondary 138255 6758BR			
Blade	55936		6943	917.250270			
917.88010; 917.88011; 917.88020; 917.88021				Drive 140218 6811BR			
Drive; W/35" Belt O.C.	2852H		6935	Primary 148763 6702BR			
Drive; W/41" Belt O.C.	2853H		6941	Secondary 144959 6758BR			
Drive; W/92" Belt O.C.	2851H		6892	917.250370; 917.250420			
917.96270				Deck 144200 6463BR			
Deck	59884		6841	Drive 160855 6432BR			
Drive	58406		6865	917.250430; 917.250431; 917.250440			
				Deck 144959 6758BR			
				Drive 160855 6432BR			

Belts for Riding Mowers

Application	OEM No.	Standard Belts	Premium Belts	Application	OEM No.	Standard Belts	Premium Belts
SEARS ROEBUCK - Continued				SEARS ROEBUCK - Continued			
917.250450; 917.250470				917.252633			
Deck	144959		6758BR	Mower Deck	4798J		6878
Drive	140294		6434BR	Mower Drive	7080J		6861
917.250480; 917.250481; 917.250482				Primary Drive	4866J		6878
Drive	137153		6798BR	917.252634; 917.252635			
Primary	131264		6458BR	Mower Deck	4798J		6878
Secondary	131290		6459BR	Mower Drive	7080J		6861
917.250490; 917.250491				917.252640; 917.252641; 917.252643;			
Drive	140218		6811BR	917.252644; 917.252645; 917.252650;			
Primary	131264		6458BR	917.252651; 917.252652; 917.252653;			
Secondary	131290		6459BR	917.252654			
917.250510; 917.250550				Blade	7080J		6861
Ground Drive	137153		6798BR	Deck	4798J		6878
917.250710; 917.250720; 917.250730				917.252670; 917.252671; 917.252672;			
Blade	74164		6851	917.252673; 917.252674; 917.252680;			
Trans.	67346		6839	917.252681; 917.252682; 917.252683			
917.250740				Blade	100670N		6879
Blade	67398		6853	Primary	102726X		6947
Deck	74212		6857	917.252702			
Trans.	67346		6839	Deck	518J		6869
917.250790				Eng. To Trans.	1629J		6883
Drive	137153		6798BR	917.252930; 917.252931; 917.252932;			
Primary	148763		6702BR	917.252933			
Secondary	144959		6758BR	Blade	100670N		6879
917.250810				Primary	102726X		6947
Blade	59884		6841	Starter/Gen.	3754H1		3V315
917.250830				Trans.		3790	6979
Trans.	71240		A90	917.253502			
917.250830-1; 917.250831				Trans.	6474H		6981
Trans.	73794	2940	6894	917.253710; 917.253711; 917.253712;			
917.251041				917.253714; 917.253715			
Blade	7335H		6845	Eng. To Variator	7075J		6968
Main Drive	6517H		69100	917.253720			
Mower			69100	Belt	7074J	2650	
917.251480				917.253740; 917.253740-1; 917.253741;			
Drive	137153		6798BR	917.253742; 917.253742-3; 917.253742-4;			
Primary	148763		6702BR	917.253744; 917.253745			
Secondary	144959		6758BR	Drive	101342N		6714BR
917.251481				917.253891			
Ground Drive	137153		6798BR	Blade	3703J		68100
Primary	148763		6702BR	Drive	110884		6714BR
Secondary	144959		6758BR	917.254170			
917.251482				Blade	4798J		6878
Drive	137153		6798BR	Deck	7080J		6861
Primary	148763		6702BR	917.254220			
Secondary	144959		6758BR	Blade	106085X		6672BR
917.251490; 917.251491; 917.251492;				Trans.	105732X		6713BR
917.251493				917.254221; 917.254230			
Ground Drive	140218		6811BR	Deck	106085X		6672BR
Primary	148763		6702BR	Trans.	120302X		6713BR
Secondary	144959		6758BR	917.254231; 917.254232			
917.252301				Deck	106085X		6672BR
Starter/Gen.	3754H1		3V315	917.254240; 917.254241			
Trans.		3790	6979	Deck	37X40		6451BR
917.252500; 917.252520; 917.252521				Trans.	105732X		6713BR
Deck	144200		6463BR	917.254242			
Ground Drive	130801		6758BR	Deck	106085X		6672BR
917.252530; 917.252531; 917.252532				Trans.	120302X		6713BR
Deck	144200		6463BR	917.254243			
Drive	140294		6434BR	Blade	106085X		6672BR
917.252580				Trans.	105732X		6713BR
Deck	144200		6463BR	917.254244; 917.254245			
Ground Drive	130801		6758BR	Blade	106085X		6672BR
917.252630				Trans.	120302X		6713BR
Blade	7080J		6861	917.254270; 917.254271; 917.254272			
Deck	4798J		6878	Blade	106085X		6672BR
917.252631				Drive	105732X		6713BR
Mower Deck	4798J		6878				
Mower Drive	7080J		6861				

Belts for Riding Mowers

Lawn & Garden Equipment

Application	OEM No.	Standard Belts	Premium Belts	Application	OEM No.	Standard Belts	Premium Belts
SEARS ROEBUCK - Continued				SEARS ROEBUCK - Continued			
917.254273; 917.254274; 917.254310;				917.254520 - Continued			
917.254311; 917.254312				Trans.125907X			
Blade	106085X		6672BR	6713BR			
Trans.	120302X		6713BR	917.254521; 917.254530			
917.254320				Deck106085X			
Blade			6879	Drive125907X			
Trans.	105876X		6893	917.254531; 917.254532			
917.254321				Deck131290			
Blade	106085X		6672BR	Drive125907X			
Trans.	120302X		6713BR	917.254550; 917.254551; 917.254560			
917.254322				Blade106085X			
Blade	106085X		6672BR	Trans.120302X			
917.254330; 917.254331; 917.254332				917.254561			
Blade	106085X		6672BR	Deck106085X			
Trans.	120302X		6713BR	Trans.120302X			
917.254350; 917.254360; 917.254361				917.254580			
Blade	106085X		6672BR	Blade106085X			
Trans.	108103X		6881	Trans.120302X			
917.254410				917.254610			
Blade	106381X		6892	Blade106085X			
Deck	106863X		6457BR	Trans.125907X			
Trans.	101342N		6714BR	917.254611			
917.254411				Deck106085X			
Deck	106085X		6672BR	Drive125907X			
Trans.	108103X		6881	917.254620; 917.254621; 917.254622			
917.254412				Blade106085X			
Blade	106381X		6892	Trans.120302X			
Deck	106863X		6457BR	917.254623			
Trans.	101342N		6714BR	Deck106085X			
917.254420; 917.254421				Drive120302X			
Blade	106381X		6892	917.254630			
Deck	106863X		6457BR	Trans.120302X			
Drive	110883X		6899	917.254631; 917.254632; 917.254640;			
917.254422				917.254641; 917.254642			
Blade	110884X		6714BR	Blade106085X			
Deck	106381X		6892	Trans.120302X			
Trans.	110883X		6899	917.254643			
917.254430; 917.254431				Deck106085X			
Deck	106381X		6892	Drive120302X			
Drive	110883X		6899	917.254650			
917.254432				Blade106085X			
Blade	110884X		6714BR	Trans.125907X			
Deck	106381X		6892	917.254651			
Trans.	110883X		6899	Deck106085X			
917.254440				Drive125907X			
Blade	106085X		6672BR	917.254660; 917.254661; 917.254670			
Drive; W/99" Belt O.C.	110883X		6899	Blade106085X			
Drive; W/81" Belt O.C.	108103X		6881	Trans.120302X			
917.254450				917.254680			
Blade	106085X		6672BR	Blade106085X			
Drive	123796X		6432BR	Trans.108103X			
917.254451				917.254710			
Deck	106085X		6672BR	Deck106085X			
Drive	123796X		6432BR	Trans.120302X			
917.254460				917.254720			
Blade	106085X		6672BR	Blade106085X			
917.254480				917.254721			
Blade	106085X		6672BR	Deck106085X			
Deck	106381X		6892	917.254722			
Drive; W/99" Belt O.C.	110883X		6899	Blade106085X			
Drive; W/81" Belt O.C.	108103X		6881	917.254740			
917.254481				Blade106085X			
Blade	106085X		6672BR	Trans.108103X			
Drive	108103X		6881	917.254741			
917.254490				Deck106085X			
Deck; W/92" Belt O.C.	106381X		6892	Drive123461X			
Deck; W/100" Belt O.C.	3703J		68100	917.254750			
Trans.	110883X		6899	Deck131290			
917.254520				Drive125907X			
Blade	106085X		6672BR	6459BR			
				6713BR			

Belts for Riding Mowers

Application	OEM No.	Standard Belts	Premium Belts	Application	OEM No.	Standard Belts	Premium Belts
SEARS ROEBUCK - Continued				SEARS ROEBUCK - Continued			
917.254760				917.255277			
Blade	106085X		6672BR	Blade	100717N		6869
Trans.	108103X		6881	Traction			6883
917.254780; 917.254790; 917.254791				917.255278			
Deck	106085X		6672BR	Deck	518J		6869
Drive	125907X		6713BR	Eng. To Trans.	1629J		6883
917.254820				917.255279			
Blade; W/55" Belt O.C.	21649		6449BR	Blade	100717N		6869
Blade; W/79" Belt O.C.	106085X		6672BR	Traction			6883
Drive	20715		6837	917.255330			
Trans.	105732X		6713BR	Trans.	73794	2940	6894
917.254850; 917.254851				917.255340; 917.255350			
Deck	130969		6457BR	Blade	518J		6869
Drive	130801		6758BR	917.255370			
917.254860; 917.254861				Blade	100717N		6869
Deck	130969		6457BR	Traction			6883
Drive	131006		6898	917.255370-1			
917.254920				Trans.	1629J		6883
Deck	106085X		6672BR	917.255371; 917.255372			
Drive	125907X		6713BR	Blade	100717N		6869
917.254930				Traction			6883
Blade	106085X		6672BR	917.255373			
Trans.	125907X		6713BR	Trans.	1629J		6883
917.254940				917.255410			
Blade	37X40		6451BR	Blade	518J		6869
917.254941				Traction	543J		6867
Blade	106085X		6672BR	Trans.	120302X		6713BR
Trans.	125907X		6713BR	917.255411			
917.254942				Blade	518J		6869
Deck	106085X		6672BR	Trans.	543J		6867
Drive	125907X		6713BR	917.255412			
917.254950				Blade	100717N		6869
Blade	106085X		6672BR	Traction	543J		6867
917.254960				917.255413			
Deck	106085X		6672BR	Blade	518J		6869
Drive	125907X		6713BR	Trans.	543J		6867
917.254990				917.255414			
Deck	106085X		6672BR	Blade	100717N		6869
Drive	126576X		6882	Traction	543J		6867
917.255020				917.255415			
Blade	106085X		6672BR	Blade	518J		6869
917.255120				Trans.	543J		6867
Blade	518J		6869	917.255416			
Trans.	543J		6867	Traction	543J		6867
917.255121				917.255417			
Blade	518J		6869	Eng. To Variator	177J		6943
Drive	5125R		6868	Variator To Trans.	178J		6952
917.255131				917.255510; 917.255520			
Blade	518J		6869	Blade	106085X		6672BR
Trans.	73794	2940	6894	Trans.	125907X		6713BR
917.255260				917.255590			
Blade	518J		6869	Deck	131290		6459BR
Drive	543J		6867	Drive	126576X		6882
917.255270				917.255701; 917.255702; 917.255703;			
Blade	518J		6869	917.255704			
Drive	1629J		6883	Trans.	1629J		6883
917.255270-1; 917.255270-2; 917.255270-3;				917.255720			
917.255270-4; 917.255270-5; 917.255270-6;				Blade	106085X		6672BR
917.255270-7; 917.255270-8; 917.255270-9				Deck	100670N		6879
Deck	518J		6869	Trans.	105732X		6713BR
Eng. To Trans.	1629J		6883	917.255722; 917.255723; 917.255724;			
917.255271				917.255725; 917.255726; 917.255727;			
Blade	518J		6869	917.255730; 917.255732; 917.255733;			
Drive	1629J		6883	917.255734			
917.255272; 917.255273; 917.255274;				Blade	106085X		6672BR
917.255275; 917.255276				Trans.	105732X		6713BR
Deck	518J		6869	917.255735; 917.255736; 917.255740;			
Eng. To Trans.	1629J		6883	917.255741; 917.255742			
				Blade	106085X		6672BR

Lawn & Garden Equipment

Belts for Riding Mowers

Application	OEM No.	Standard Belts	Premium Belts
SEARS ROEBUCK - Continued			
917.255735; 917.255736; 917.255740;			
917.255741; 917.255742 - Continued			
Trans.....	105732X		6713BR
917.255810			
Blade.....	106085X		6672BR
Deck.....	100670N		6879
Trans.....	105732X		6713BR
917.255812; 917.255813			
Blade.....	106085X		6672BR
Trans.....	105732X		6713BR
917.255820			
Blade.....	100670N		6879
Trans.....	105876X		6893
917.255821; 917.255822			
Blade.....	106085X		6672BR
Trans.....	105876X		6893
917.255830; 917.255831			
Blade.....	106085X		6672BR
Trans.....	120302X		6713BR
917.255850			
Blade.....	106085X		6672BR
Trans.....	108103X		6881
917.255910			
Blade.....	106381X		6892
Drive; W/93" Belt O.C.....	101342N		6714BR
Drive; W/99" Belt O.C.....	110883X		6899
917.255911			
Blade.....	106381X		6892
Trans.....	101342N		6714BR
917.255912			
Blade.....	106381X		6892
Deck.....	106863X		6457BR
Drive.....	101342N		6714BR
917.255913			
Blade.....	106381X		6892
Deck.....	106863X		6457BR
Trans.....	101342N		6714BR
917.255914			
Blade.....	106381X		6892
Deck.....	110884X		6714BR
Trans.....	110883X		6899
917.255915			
Blade.....	106381X		6892
Deck.....	106863X		6457BR
Drive.....	101342N		6714BR
917.255916; 917.255917; 917.255918			
Blade.....	106381X		6892
Deck.....	110884X		6714BR
Trans.....	110883X		6899
917.255920			
Drive.....	123796X		6432BR
917.255930; 917.255934; 917.255935;			
917.255950; 917.255960; 917.255961			
Blade.....	106381X		6892
Deck.....	110884X		6714BR
Trans.....	110883X		6899
917.256220; 917.256230; 917.256240			
Blade.....	124293X		6880
Traction.....	124525X		6889
917.256320; 917.256321; 917.256322			
Deck.....	124293X		6880
Drive.....	126520X		6459BR
917.256350; 917.256360			
Deck.....	144200		6463BR
Drive.....	130801		6758BR
917.256370; 917.256380			
Deck.....	144200		6463BR
Drive.....	140294		6434BR
917.256390			
Deck.....	144200		6463BR

Application	OEM No.	Standard Belts	Premium Belts
SEARS ROEBUCK - Continued			
917.256390 - Continued			
Drive.....	141416		6444BR
917.256410; 917.256420; 917.256421			
Deck.....	144200		6463BR
Drive.....	130801		6758BR
917.256430			
Deck.....	144200		6463BR
Drive.....	140294		6434BR
917.256450; 917.256451; 917.256460			
Deck.....	144200		6463BR
Drive.....	130801		6758BR
917.256490; 917.256491			
Deck.....	144200		6463BR
Drive.....	141416		6444BR
917.256500; 917.256501; 917.256510;			
917.256511; 917.256521; 917.256522;			
917.256523; 917.256524			
Deck.....	144200		6463BR
Drive.....	130801		6758BR
917.256530; 917.256531; 917.256532			
Deck.....	144200		6463BR
Drive.....	140294		6434BR
917.256540; 917.256541; 917.256542;			
917.256543; 917.256544; 917.256545			
Deck.....	144200		6463BR
Drive.....	130801		6758BR
917.256550; 917.256551; 917.256552;			
917.256553			
Deck.....	144200		6463BR
Drive.....	140294		6434BR
917.256560; 917.256561; 917.256562;			
917.256563			
Deck.....	144200		6463BR
Drive.....	130801		6758BR
917.256570; 917.256571			
Deck.....	144200		6463BR
Drive.....	140294		6434BR
917.256580; 917.256581; 917.256582;			
917.256583			
Deck.....	144200		6463BR
Drive.....	130801		6758BR
917.256590; 917.256591			
Deck.....	144200		6463BR
Drive.....	140294		6434BR
917.256600; 917.256601			
Drive.....	130801		6758BR
Primary.....	148763		6702BR
Secondary.....	144959		6758BR
917.256610; 917.256611			
Drive.....	140294		6434BR
Primary.....	148763		6702BR
Secondary.....	144959		6758BR
917.256660; 917.256661			
Drive.....	130801		6758BR
Primary.....	148763		6702BR
Secondary.....	144959		6758BR
917.256662			
Drive.....	130801		6758BR
Primary.....	139573		6798BR
Secondary.....	144959		6758BR
917.256670			
Drive.....	140294		6434BR
Primary.....	148763		6702BR
Secondary.....	144959		6758BR
917.256680			
Drive.....	130801		6758BR
Primary.....	148763		6702BR
Secondary.....	144959		6758BR
917.256690			
Drive.....	140294		6434BR

Belts for Riding Mowers

Application	OEM No.	Standard Belts	Premium Belts	Application	OEM No.	Standard Belts	Premium Belts
SEARS ROEBUCK - Continued				SEARS ROEBUCK - Continued			
917.256690 - Continued				917.257360			
Primary	148763		6702BR	Blade	106085X		6672BR
Secondary	144959		6758BR	917.257460			
917.256700; 917.256701; 917.256702				Deck	124293X		6880
Drive	130801		6758BR	Drive	124525X		6889
Primary	148763		6702BR	917.257470; 917.257480			
Secondary	144959		6758BR	Blade	106085X		6672BR
917.256710; 917.256711; 917.256712				Trans.	125907X		6713BR
Drive	140294		6434BR	917.257481			
Primary	148763		6702BR	Deck	106085X		6672BR
Secondary	144959		6758BR	Drive	125907X		6713BR
917.256810; 917.256811; 917.256812				917.257550			
Deck	144200		6463BR	Deck	140067		6551BR
Drive	130801		6758BR	Drive	130801		6758BR
917.256820				917.257551; 917.257552			
Deck	131264		6458BR	Deck	144200		6463BR
Drive	124525X		6889	Drive	130801		6758BR
917.256830				917.257560			
Deck	144200		6463BR	Deck	130969		6757BR
Drive	130801		6758BR	Drive	130801		6758BR
917.256850; 917.256851				917.257561			
Deck	131290		6459BR	Deck	140067		6551BR
Drive	124525X		6889	Drive	130801		6758BR
917.256870				917.257562; 917.257563			
Deck	144200		6463BR	Deck	144200		6463BR
Drive	141416		6444BR	Drive	130801		6758BR
917.256880; 917.256881				917.257570; 917.257571			
Deck	131290		6459BR	Deck	130969		6757BR
Drive	124525X		6889	Drive	130801		6758BR
917.256890; 917.256891				917.257572			
Deck	144200		6463BR	Deck	140067		6551BR
Drive	141416		6444BR	Drive	130801		6758BR
917.256920				917.257573			
Deck	131290		6459BR	Deck	144200		6463BR
Drive	124525X		6889	Drive	130801		6758BR
917.256921				917.257579			
Deck	131290		6459BR	Deck	140067		6551BR
Drive	126520X		6459BR	Drive	140294		6434BR
917.256922; 917.256930				917.257591			
Deck	131290		6459BR	Deck	140067		6551BR
Drive	124525X		6889	Drive	141416		6444BR
917.257020; 917.257021; 917.257030				917.257592			
Primary Trans.	177J		6943	Deck	144200		6463BR
Secondary Trans.	178J		6952	Drive	141416		6444BR
917.257031; 917.257032				917.257620			
Deck	9121R		A112	Deck	131290		6459BR
Primary Trans.	177J		6943	Drive	138255		6758BR
Secondary Trans.	178J		6952	917.257621			
917.257050; 917.257060; 917.257061				Deck	126520X		6459BR
Trans.	2692R		6983	Drive	130801		6758BR
917.257070				917.257630			
Trans.	5125R		6868	Deck	138255		6758BR
917.257080; 917.257081; 917.257082				Drive	130969		6757BR
Drive	2692R		6983	917.257631			
Trans.	2692R		6983	Deck	140067		6551BR
917.257090; 917.257091				Drive	130801		6758BR
Primary Trans.	177J		6943	917.257640			
Secondary Trans.	178J		6952	Deck	130969		6757BR
917.257110; 917.257111; 917.257112;				Drive	138255		6758BR
917.257114; 917.257120; 917.257130				917.257641			
Trans.	2692R		6983	Deck	130969		6757BR
917.257210; 917.257211; 917.257280;				Drive	130801		6758BR
917.257281; 917.257290				917.257642; 917.257643			
Deck	131290		6459BR	Deck	140067		6551BR
Drive	125907X		6713BR	Drive	130801		6758BR
917.257350				917.257644; 917.257650; 917.257652;			
Blade	106085X		6672BR	917.257653			
Trans.	125907X		6713BR	Deck	144200		6463BR
				Drive	130801		6758BR

Lawn & Garden Equipment

Belts for Riding Mowers

Application	OEM No.	Standard Belts	Premium Belts
SEARS ROEBUCK - Continued			
917.257660			
Deck	140067		6551BR
Drive	140294		6882
917.257661			
Deck	144200		6463BR
Drive	140294		6434BR
917.257690			
Deck	130969		6757BR
Drive	140294		6434BR
917.257710; 917.257711; 917.257720;			
917.257721			
Drive	137153		6798BR
Primary	131264		6458BR
Secondary	131290		6459BR
917.257730; 917.257731			
Drive	140218		6811BR
Primary	131264		6458BR
Secondary	131290		6459BR
917.257740			
Drive	137153		6798BR
Primary	139573		6798BR
Secondary	138255		6758BR
917.258020; 917.258021			
Deck	144200		6463BR
Drive	130801		6758BR
917.258030			
Deck	144200		6463BR
Drive	140294		6434BR
917.258031			
Deck	144959		6758BR
Drive	140294		6434BR
917.258050; 917.258051; 917.258070;			
917.258071; 917.258072			
Deck	144200		6463BR
Drive	130801		6758BR
917.258080			
Deck	144200		6463BR
Drive	156971		6558BR
917.258081			
Deck	144959		6758BR
Drive	141416		6444BR
917.258082			
Deck	144200		6463BR
Drive	141416		6444BR
917.258100			
Deck	144200		6463BR
Drive	130801		6758BR
917.258101			
Deck	144959		6758BR
Drive	130801		6758BR
917.258102; 917.258103; 917.258110			
Deck	144200		6463BR
Drive	130801		6758BR
917.258111			
Deck	144959		6758BR
Drive	130801		6758BR
917.258112; 917.258113			
Deck	144200		6463BR
Drive	130801		6758BR
917.258140			
Deck	124525X		6889
Drive	124293X		6880
917.258160			
Deck	144200		6463BR
Drive	130801		6758BR
917.258161			
Deck	144959		6758BR
Drive	130801		6758BR
917.258170			
Deck	144200		6463BR

Application	OEM No.	Standard Belts	Premium Belts
SEARS ROEBUCK - Continued			
917.258170 - Continued			
Drive	140294		6434BR
917.258171			
Deck	144959		6758BR
Drive	140294		6434BR
917.258172			
Deck	144200		6463BR
Drive	140294		6434BR
917.258260; 917.258261			
Drive	130801		6758BR
Primary	158818		6444BR
Secondary	144959		6758BR
917.258270; 917.258271			
Drive	140294		6434BR
Primary	158818		6444BR
Secondary	144959		6758BR
917.258331			
Deck	140294		6434BR
Drive	140294		6434BR
917.258440			
Deck	165555		6579BR
Drive	165632		6928BR
917.258450; 917.258451; 917.258452;			
917.258470; 917.258471; 917.258472;			
917.258473			
Deck	144200		6463BR
Drive	130801		6758BR
917.258480			
Deck	144200		6463BR
Drive	141416		6444BR
917.258481			
Deck	144959		6758BR
Drive	141416		6444BR
917.258482			
Deck	144200		6463BR
Drive	141416		6444BR
917.258491; 917.258492; 917.258493;			
917.258494			
Deck	130969		6457BR
Drive	131006		6898
917.258500; 917.258501; 917.258502;			
917.258503; 917.258504; 917.258510;			
917.258512; 917.258513; 917.258514;			
917.258515			
Deck	144200		6463BR
Drive	130801		6758BR
917.258516; 917.258520			
Deck	144200		6463BR
Drive	130801		6758BR
917.258521			
Deck	144959		6758BR
Drive	130801		6758BR
917.258522			
Deck	144200		6463BR
Drive	130801		6758BR
917.258523			
Deck	144200		6463BR
Drive	160855		6432BR
917.258524			
Deck	144200		6463BR
Drive	130801		6758BR
917.258530			
Deck	144200		6463BR
Drive	140294		6434BR
917.258531			
Deck	144959		6758BR
Drive	140294		6434BR
917.258532; 917.258534			
Deck	144200		6463BR
Drive	140294		6434BR

Belts for Riding Mowers

Application	OEM No.	Standard Belts	Premium Belts	Application	OEM No.	Standard Belts	Premium Belts
SEARS ROEBUCK - Continued				SEARS ROEBUCK - Continued			
917.258535				917.258780			
Deck	144200		6463BR	Drive	140218		6811BR
Drive	156971		6558BR	Primary	139573		6798BR
917.258540; 917.258541; 917.258542;				Secondary	144959		6758BR
917.258543				917.258790			
Deck	144200		6463BR	Deck	144959		6758BR
Drive	130801		6758BR	Drive	130801		6758BR
917.258544				917.258860			
Deck	144200		6463BR	Drive	137153		6798BR
Drive	160855		6432BR	Primary	139573		6798BR
917.258550				Secondary	144959		6758BR
Deck	144200		6463BR	917.258861			
Drive	140294		6434BR	Drive	137153		6798BR
917.258551				Primary	139573		6883
Deck	144959		6758BR	Secondary	144959		6758BR
Drive	140294		6434BR	917.258862; 917.258863			
917.258553				Drive	137153		6798BR
Deck	144200		6463BR	Primary	139573		6798BR
Drive	140294		6434BR	Secondary	144959		6758BR
917.258555				917.258870; 917.258871; 917.258872;			
Deck	144200		6463BR	917.258873			
Drive	156971		6558BR	Drive	140218		6811BR
917.258557				Primary	139573		6798BR
Deck	144200		6463BR	Secondary	144959		6758BR
Drive	140294		6434BR	917.258880; 917.258881			
917.258560; 917.258561; 917.258563;				Drive	137153		6798BR
917.258564				Primary	139573		6798BR
Deck	144200		6463BR	Secondary	144959		6758BR
Drive	130801		6758BR	917.258890; 917.258891			
917.258565; 917.258566				Drive	140218		6811BR
Deck	144200		6463BR	Primary	139573		6798BR
Drive	160855		6432BR	Secondary	144959		6758BR
917.258570; 917.258572; 917.258573				917.258900; 917.258901; 917.258902;			
Deck	144200		6463BR	917.258903; 917.258904			
Drive	140294		6434BR	Drive	137153		6798BR
917.258580; 917.258581				Primary	139573		6798BR
Drive	130801		6758BR	Secondary	144959		6758BR
Primary	158818		6444BR	917.258910; 917.258911; 917.258912;			
Secondary	144959		6758BR	917.258913; 917.258914; 917.258920;			
917.258590; 917.258591; 917.258592				917.258921; 917.258922			
Drive	140294		6434BR	Drive	140218		6811BR
Primary	158818		6444BR	Primary	139573		6798BR
Secondary	144959		6758BR	Secondary	144959		6758BR
917.258660; 917.258662; 917.258663				917.258940			
Drive	130801		6758BR	Primary	139573		6798BR
Primary	139573		6798BR	Secondary	144959		6758BR
Secondary	144959		6758BR	917.258960; 917.258961; 917.258962			
917.258670; 917.258671; 917.258672;				Drive	137153		6798BR
917.258673				Primary	139573		6798BR
Drive	140294		6434BR	Secondary	144959		6758BR
Primary	139573		6798BR	917.258970; 917.258971; 917.258972;			
Secondary	144959		6758BR	917.258973			
917.258680; 917.258681; 917.258682				Drive	140218		6811BR
Drive	130801		6758BR	Primary	139573		6798BR
Primary	139573		6798BR	Secondary	144959		6758BR
Secondary	144959		6758BR	917.258980			
917.258683; 917.258684; 917.258685				Drive	137153		6798BR
Drive	160855		6432BR	Primary	139573		6798BR
Primary	139573		6798BR	Secondary	144959		6758BR
Secondary	144959		6758BR	917.258990			
917.258690; 917.258691; 917.258692;				Drive	140218		6811BR
917.258693; 917.258694				Primary	139573		6798BR
Drive	140294		6434BR	Secondary	144959		6758BR
Primary	139573		6798BR	917.259180; 917.259250			
Secondary	144959		6758BR	Trans.	67346		6839
917.258695				917.259270			
Drive	161588		6798BR	Blade	106085X		6672BR
Primary	139573		6798BR	Trans.	125907X		6713BR
Secondary	144959		6758BR	917.259320			
				Trans.	67346		6839

Lawn & Garden Equipment

Belts for Riding Mowers

Application	OEM No.	Standard Belts	Premium Belts	Application	OEM No.	Standard Belts	Premium Belts
SEARS ROEBUCK - Continued				SEARS ROEBUCK - Continued			
917.259470				917.271090			
Blade	67398		6853	Deck	144200		6463BR
Deck	74212		6857	Drive	130801		6758BR
Trans.	67346		6839				
917.259560; 917.259564				917.271100			
Deck	144200		6463BR	Deck	144200		6463BR
Drive	130801		6758BR	Drive	140294		6434BR
917.259565; 917.259566; 917.259567				917.271110			
Deck	144200		6463BR	Deck	144200		6463BR
Drive	160855		6432BR	Drive	160855		6432BR
917.259730				917.271111			
Blade	106085X		6672BR	Deck	144200		6463BR
Trans.	125907X		6713BR	Drive	130801		6758BR
917.270530; 917.270670				917.271120			
Deck Drive	144959		6758BR	Deck	144200		6463BR
Drive	130801		6758BR	Drive	161588		6798BR
917.270681				917.271121			
Deck	144959		6758BR	Deck	144200		6463BR
Drive	140294		6434BR	Drive	140294		6434BR
917.270930				917.271130			
Deck	144959		6758BR	Deck			6895
Drive	130801		6758BR	Drive			6895
917.271010; 917.271011; 917.271012				917.271131; 917.271132; 917.271133			
Deck	144200		6463BR	Deck	144959		6758BR
Drive	160855		6432BR	Drive	130801		6758BR
917.271013; 917.271014				917.271140; 917.271141; 917.271142			
Deck	144200		6463BR	Deck	144959		6758BR
Drive	130801		6758BR	Drive	140294		6434BR
917.271020				917.271150			
Deck	144200		6463BR	Deck	144200		6463BR
Drive	140294		6434BR	Drive	160855		6432BR
917.271021				917.271380			
Deck	144200		6463BR	Deck	144200		6463BR
Drive	161588		6798BR	Drive	140294		6434BR
917.271022; 917.271023; 917.271024				917.271470; 917.271490; 917.271491			
Deck	144200		6463BR	Deck	144200		6463BR
Drive	140294		6434BR	Drive	160855		6432BR
917.271030				917.271530			
Deck	144200		6463BR	Deck			6895
Drive	160855		6432BR	917.271531; 917.271532			
917.271031				Deck	144959		6758BR
Deck	144200		6463BR	Drive	160855		6432BR
Drive	130801		6758BR	917.271550			
917.271040				Deck	144959		6758BR
Deck	144200		6463BR	Drive	130801		6758BR
Drive	161588		6798BR	917.271551			
917.271041; 917.271042				Deck	144959		6758BR
Deck	144200		6463BR	Drive	160855		6432BR
Drive	140294		6434BR	917.271552			
917.271050				Deck	144959		6758BR
Deck			6895	Drive	130801		6758BR
Drive			6895	917.271553			
917.271051; 917.271052; 917.271053;				Deck	144959		6758BR
917.271054				Drive	160855		6432BR
Deck	144959		6758BR	917.271554			
Drive	130801		6758BR	Deck	144959		6758BR
917.271060; 917.271061; 917.271062;				Drive	130801		6758BR
917.271063; 917.271064				917.271555			
Deck	144959		6758BR	Deck	144959		6758BR
Drive	140294		6434BR	Drive	160855		6432BR
917.271070				917.271630			
Deck	144200		6463BR	Deck			6895
Drive	130801		6758BR	917.271631; 917.271632; 917.271633;			
917.271071; 917.271072				917.271634; 917.271635			
Deck	144959		6758BR	Deck	144959		6758BR
Drive	130801		6758BR	Drive	160855		6432BR
917.271080				917.271640			
Deck	144200		6463BR	Deck			6895
Drive	140294		6434BR	917.271641; 917.271642; 917.271643			
				Deck	144959		6758BR

Belts for Riding Mowers

Application	OEM No.	Standard Belts	Premium Belts	Application	OEM No.	Standard Belts	Premium Belts
SEARS ROEBUCK - Continued				SEARS ROEBUCK - Continued			
917.271641; 917.271642; 917.271643 - Continued				917.272021 - Continued			
Drive	140294		6434BR	Secondary	144959		6758BR
917.271644				917.272030			
Deck	144959		6758BR	Drive	130801		6758BR
Drive	178138		6627BR	Primary	148763		6702BR
917.271645				Secondary	144959		6758BR
Deck	144959		6758BR	917.272040			
Drive	140294		6434BR	Drive	140294		6434BR
917.271650				Primary	148763		6702BR
Deck	144959		6758BR	Secondary	144959		6758BR
Drive	130801		6758BR	917.272050; 917.272051; 917.272052;			
917.271651; 917.271652; 917.271653				917.272053; 917.272054; 917.272055;			
Deck	144959		6758BR	917.272056; 917.272057; 917.272058;			
Drive	160855		6432BR	917.272059			
917.271654				Deck	144959		6758BR
Deck	144959		6758BR	Drive	130801		6758BR
Drive	130801		6758BR	917.272060; 917.272061; 917.272063;			
917.271730				917.272064; 917.272065; 917.272066;			
Deck			6895	917.272067; 917.272068; 917.272069			
Drive			6895	Deck	144959		6758BR
917.271731; 917.271732; 917.271733;				Drive	140294		6434BR
917.271734				917.272070; 917.272072; 917.272073;			
Deck	144959		6758BR	917.272074; 917.272075			
Drive	130801		6758BR	Deck	144959		6758BR
917.271740				Drive	130801		6758BR
Deck			6895	917.272080; 917.272081; 917.272082;			
917.271742; 917.271743				917.272083; 917.272084			
Deck	144959		6758BR	Deck	144959		6758BR
Drive	140294		6434BR	Drive	140294		6434BR
917.271744				917.272120			
Deck	144959		6758BR	Drive	161588		6798BR
Drive	178138		6627BR	Primary	139573		6798BR
917.271750; 917.271810; 917.271811;				Secondary	144959		6758BR
917.271812; 917.271813; 917.271814				917.272121			
Deck	144959		6758BR	Drive	140294		6434BR
Drive	130801		6758BR	Primary	139573		6798BR
917.271820; 917.271821; 917.271822;				Secondary	144959		6758BR
917.271823; 917.271825; 917.271826				917.272130			
Deck	144959		6758BR	Drive	130801		6758BR
Drive	140294		6434BR	Primary	148763		6702BR
917.271830				Secondary	144959		6758BR
Deck			6895	917.272140			
Drive			6895	Drive	140294		6434BR
917.271831; 917.271832				Primary	148763		6702BR
Deck	144959		6758BR	Secondary	144959		6758BR
Drive	130801		6758BR	917.272150			
917.271840				Drive	130801		6758BR
Deck			6895	Primary	148763		6702BR
917.271841; 917.271842				Secondary	144959		6758BR
Deck	144959		6758BR	917.272160			
Drive	140294		6434BR	Drive	140294		6434BR
917.271850; 917.271851; 917.271910				Primary	148763		6702BR
Deck	144959		6758BR	Secondary	144959		6758BR
Drive	130801		6758BR	917.272190			
917.271920				Drive	130801		6758BR
Deck	144959		6758BR	Primary	148763		6702BR
Ground Drive	140294		6434BR	Secondary	144959		6758BR
917.272010; 917.272011				917.272200; 917.272201; 917.272202			
Drive	160855		6432BR	Drive	140294		6434BR
Primary	139573		6798BR	Primary	148763		6702BR
Secondary	144959		6758BR	Secondary	144959		6758BR
917.272020				917.272220			
Drive	161588		6798BR	Deck	144959		6758BR
Primary	139573		6798BR	Drive	140294		6434BR
Secondary	144959		6758BR	917.272230; 917.272231; 917.272232;			
917.272021				917.272233; 917.272234			
Ground Drive	140294		6434BR	Drive	130801		6758BR
Primary	139573		6798BR	Primary	174368		6649BR
				Secondary	174369		6614BR

Lawn & Garden Equipment

Belts for Riding Mowers

Application	OEM No.	Standard Belts	Premium Belts	Application	OEM No.	Standard Belts	Premium Belts
SEARS ROEBUCK - Continued				SEARS ROEBUCK - Continued			
917.272240; 917.272241; 917.272242;				917.272660			
917.272243; 917.272244; 917.272245				Deck144959 6758BR			
Ground Drive	140294		6434BR	Drive140294 6434BR			
Primary	174368		6649BR	917.272670			
Secondary	174369		6614BR	Deck144959 6758BR			
917.272246				Drive160855 6432BR			
Ground Drive	140294		6434BR	917.272671			
Primary	174368		6649BR	Deck144959 6758BR			
Secondary	180808		6614BR	Drive130801 6758BR			
917.272247; 917.272248				917.272672			
Drive	140294		6434BR	Deck144959 6758BR			
Primary	174368		6649BR	Drive160855 6432BR			
Secondary	180808		6614BR	917.272673; 917.272674			
917.272260				Deck144959 6758BR			
Ground Drive	140294		6434BR	Drive130801 6758BR			
Primary	174368		6649BR	917.272680; 917.272681			
Secondary	174369		6614BR	Deck144959 6758BR			
917.272261; 917.272262; 917.272263				Drive140294 6434BR			
Drive	140294		6434BR	917.272751; 917.272754; 917.272759			
Primary	174368		6649BR	Deck144959 6758BR			
Secondary	174369		6614BR	Drive130801 6758BR			
917.272264; 917.272265				917.272760; 917.272761; 917.272762			
Drive	140294		6434BR	Deck144959 6758BR			
Primary	174368		6649BR	Drive178138 6627BR			
Secondary	180808		6614BR	917.272850; 917.272851			
917.272280				Deck144959 6758BR			
Deck	174883		6721BR	Drive130801 6758BR			
Ground Drive	140294		6434BR	917.272860; 917.272861; 917.272862			
917.272281; 917.272282				Deck144959 6758BR			
Deck	174883		6721BR	Drive140294 6434BR			
Drive	140294		6434BR	917.272910; 917.272911; 917.272912			
917.272350				Deck144959 6758BR			
Deck	144959		6758BR	Drive130801 6758BR			
Drive	160855		6432BR	917.272920; 917.272921; 917.272922			
917.272351				Deck144959 6758BR			
Deck	144959		6758BR	Drive140294 6434BR			
Drive	130801		6758BR	917.272950; 917.272951; 917.272952;			
917.272352				917.272953; 917.272954; 917.272955			
Deck	144959		6758BR	Drive137153 6798BR			
Drive	160855		6432BR	Primary148763 6702BR			
917.272410				Secondary144959 6758BR			
Deck	174883		6721BR	917.272960; 917.272961			
Drive	130801		6758BR	Drive140218 6811BR			
917.272420; 917.272421				Primary148763 6702BR			
Deck	174883		6721BR	Secondary144959 6758BR			
Drive	140294		6434BR	917.272962			
917.272430; 917.272431; 917.272432				Deck140218 6811BR			
Deck	144959		6758BR	Primary148763 6702BR			
Drive	130801		6758BR	Secondary144959 6758BR			
917.272440; 917.272441; 917.272442				917.273010; 917.273011			
Deck	144959		6758BR	Drive137153 6798BR			
Drive	140294		6434BR	Primary139573 6798BR			
917.272450				Secondary144959 6758BR			
Deck	144959		6758BR	917.273012; 917.273013; 917.273014			
Ground Drive	130801		6758BR	Drive137153 6798BR			
917.272451				Primary148763 6702BR			
Deck	144959		6758BR	Secondary144959 6758BR			
Drive	130801		6758BR	917.273020; 917.273021			
917.272452				Drive140218 6811BR			
Deck	144959		6758BR	Primary139573 6798BR			
Ground Drive	130801		6758BR	Secondary144959 6758BR			
917.272453; 917.272454				917.273022; 917.273023			
Deck	144959		6758BR	Drive140218 6811BR			
Drive	130801		6758BR	Primary148763 6702BR			
917.272480; 917.272481				Secondary144959 6758BR			
Deck	144959		6758BR	917.273030			
Drive	140294		6434BR	Drive137153 6798BR			
917.272650				Primary139573 6798BR			
Deck	144959		6758BR	Secondary144959 6758BR			
Drive	130801		6758BR				

Belts for Riding Mowers

Application	OEM No.	Standard Belts	Premium Belts	Application	OEM No.	Standard Belts	Premium Belts
SEARS ROEBUCK - Continued				SEARS ROEBUCK - Continued			
917.273031				917.273374			
Drive	137153		6798BR	Deck	144959		6758BR
Primary	148763		6702BR				
Secondary	144959		6758BR	917.273380			
917.273040; 917.273041				Deck	144959		6758BR
Drive	140218		6811BR	Drive	140294		6434BR
Primary	139573		6798BR	917.273383			
Secondary	144959		6758BR	Deck	144959		6758BR
917.273042				Drive	178138		6627BR
Drive	140218		6811BR	917.273390			
Primary	148763		6702BR	Deck	144959		6758BR
Secondary	144959		6758BR	Drive	130801		6758BR
917.273050; 917.273051; 917.273052				917.273391			
Drive	137153		6798BR	Deck	144959		6758BR
Primary	139573		6798BR	Drive	160855		6432BR
Secondary	144959		6758BR	917.273392; 917.273393; 917.273394			
917.273060; 917.273061; 917.273062;				Deck	144959		6758BR
917.273064				Drive	130801		6758BR
Drive	140218		6811BR	917.273400			
Primary	139573		6798BR	Deck	144959		6758BR
Secondary	144959		6758BR	Drive	140294		6434BR
917.273070				917.273401			
Drive	137153		6798BR	Deck	144959		6758BR
Primary	148763		6702BR	Drive	178138		6627BR
Secondary	144959		6758BR	917.273450; 917.273451			
917.273080				Deck	144959		6758BR
Drive	140218		6811BR	Drive	130801		6758BR
Primary	148763		6702BR	917.273460; 917.273461			
Secondary	144959		6758BR	Deck	144959		6758BR
917.273090				Drive	140294		6434BR
Drive	137153		6798BR	917.273470; 917.273471			
Primary	139573		6798BR	Deck	144959		6758BR
Secondary	144959		6758BR	Drive	130801		6758BR
917.273100				917.273480; 917.273481; 917.273482			
Drive			6885	Deck	144959		6758BR
Primary			6883	Drive	140294		6434BR
Secondary			6895	917.273490			
917.273130; 917.273131; 917.273134;				Deck	144959		6758BR
917.273135				Drive	130801		6758BR
Deck	144959		6758BR	917.273500; 917.273502			
Drive	130801		6758BR	Deck	144959		6758BR
917.273140; 917.273142				Drive	140294		6434BR
Deck	144959		6758BR	917.273510			
Drive	140294		6434BR	Deck	144959		6758BR
917.273150				Drive	130801		6758BR
Deck	144959		6758BR	917.273512			
Drive	130801		6758BR	Deck	144959		6758BR
917.273160; 917.273180				Drive	160855		6758BR
Deck	144959		6758BR	917.273513			
Drive	140294		6434BR	Deck	144959		6758BR
917.273240; 917.273241; 917.273280;				Drive	160855		6432BR
917.273281				917.273520			
Drive	140294		6434BR	Deck	144959		6758BR
Primary	174368		6649BR	Drive	140294		6434BR
Secondary	180808		6614BR	917.273521; 917.273522			
917.273350; 917.273351				Deck	144959		6758BR
Deck	144959		6758BR	Drive	178138		6627BR
Drive	160855		6432BR	917.273610; 917.273611			
917.273360				Drive	130801		6758BR
Deck	144959		6758BR	Primary	174368		6649BR
Drive	140294		6434BR	Secondary	180808		6614BR
917.273370; 917.273371				917.273620; 917.273621			
Deck	144959		6758BR	Drive	140294		6434BR
Drive	160855		6432BR	Primary	174368		6649BR
917.273372				Secondary	180808		6614BR
Deck	144959		6758BR	917.273630			
Drive	160855		6758BR	Deck	174883		6721BR
917.273373				Drive	130801		6758BR
Deck	144959		6758BR	917.273631			
Drive	160855		6432BR	Deck	174883		6721BR
				Drive	160855		6432BR

Belts for Riding Mowers

Application	OEM No.	Standard Belts	Premium Belts	Application	OEM No.	Standard Belts	Premium Belts
SEARS ROEBUCK - Continued				SEARS ROEBUCK - Continued			
917.273632; 917.273634				917.275012; 917.275013 - Continued			
Deck	174883		6721BR	Secondary	180808		6614BR
Drive	130801		6758BR	917.275020; 917.275021			
917.273640; 917.273641; 917.273642;				Drive	161597		6551BR
917.273643				Primary	174368		6649BR
Deck	174883		6721BR	Secondary	174369		6614BR
Drive	140294		6434BR	917.275022; 917.275023			
917.273661; 917.273662; 917.273663				Drive	161597		6551BR
Drive	140294		6434BR	Primary	174368		6649BR
Primary	174368		6649BR	Secondary	180808		6614BR
Secondary	180808		6614BR	917.275030; 917.275031			
917.273750; 917.273751				Drive	137153		6798BR
Deck	144959		6758BR	Primary	139573		6798BR
Drive	130801		6758BR	Secondary	144959		6758BR
917.273760; 917.273761				917.275032; 917.275033; 917.275034			
Deck	144959		6758BR	Drive	137153		6798BR
Drive	140294		6434BR	Primary	148763		6702BR
917.273770				Secondary	144959		6758BR
Deck	144959		6758BR	917.275040; 917.275041; 917.275042			
Drive	130801		6758BR	Drive	161597		6551BR
917.273780				Primary	139573		6798BR
Deck	144959		6758BR	Secondary	144959		6758BR
Drive	140294		6434BR	917.275043; 917.275044			
917.273790				Drive	161597		6551BR
Deck	144959		6758BR	Primary	148763		6702BR
Drive	130801		6758BR	Secondary	144959		6758BR
917.273800				917.275180			
Deck	144959		6758BR	Drive	140294		6434BR
Drive	140294		6434BR	Deck Drive	144959		6758BR
917.273810				917.275221; 917.275222; 917.275223			
Deck	144959		6758BR	Drive	161597		6551BR
Drive	130801		6758BR	Primary	174368		6649BR
917.273820				Secondary	174369		6614BR
Deck	144959		6758BR	917.275240			
Drive	140294		6434BR	Drive			6885
917.274350				917.275241; 917.275242			
Drive	138255		6758BR	Drive	161597		6551BR
Deck Drive	144959		6758BR	Primary	174368		6649BR
917.274400				Secondary	174369		6614BR
Drive	178138		6627BR	917.275280; 917.275281; 917.275282;			
Deck Drive	144959		6758BR	917.275283; 917.275284; 917.275285;			
917.274630				917.275286; 917.275287			
Drive	138255		6758BR	Drive	161597		6551BR
Deck Drive	174883		6721BR	Primary	174368		6649BR
917.274640				Secondary	180808		6614BR
Drive	178138		6627BR	917.275370			
Deck Drive	174883		6721BR	Drive	138255		6758BR
917.274820				Deck Drive	144959		6758BR
Drive	178138		6627BR	917.275400; 917.275520			
Deck Drive	144959		6758BR	Drive	178138		6627BR
917.274950				Deck Drive	144959		6758BR
Drive	137153		6798BR	917.275630			
Primary			6986	Drive	138255		6758BR
Secondary			6895	Deck Drive	174883		6721BR
917.274960				917.275750			
Primary			6986	Drive	138255		6758BR
Secondary			6895	Deck Drive	144959		6758BR
917.274970				917.275760			
Drive	137153		6798BR	Drive	178138		6627BR
Primary	148763		6702BR	Deck Drive	144959		6758BR
Secondary	144959		6758BR	917.275810			
917.275000				Drive	138255		6758BR
Drive	161597		6551BR	Deck Drive	144959		6758BR
917.275010; 917.275011				917.275820			
Drive	137153		6798BR	Drive	178138		6627BR
Primary	174368		6649BR	Deck Drive	144959		6758BR
Secondary	174369		6614BR	917.275900			
917.275012; 917.275013				Drive	140294		6434BR
Drive	137153		6798BR	Primary	174368		6649BR
Primary	174368		6649BR	Secondary	180808		6614BR
Secondary	174369		6614BR				

Belts for Riding Mowers

Application	OEM No.	Standard Belts	Premium Belts	Application	OEM No.	Standard Belts	Premium Belts
SEARS ROEBUCK - Continued				SEARS ROEBUCK - Continued			
917.275970; 917.275971; 917.275972				917.279370; 917.279870; 917.279871;			
Drive	137153		6798BR	917.279872 - Continued			
Primary	148763		6702BR	Drive	130801		6758BR
Secondary	144959		6758BR	917.380280			
917.276010; 917.276011; 917.276013				Blade	106085X		6672BR
Drive	137153		6798BR	917.575100			
Primary	174368		6649BR	Clutch	9768M		6840
Secondary	180808		6614BR	Reverse	7843M	1290	6729
917.276020; 917.276021				917.575102; 917.575104; 917.575119			
Drive	161597		6551BR	Reverse	7843M	1290	6729
Primary	174368		6649BR	Speed Changer; W/19" Belt O.C.	9440M		6819
Secondary	180808		6614BR	Speed Changer; W/36" Belt O.C.	9441M		6836
917.276030				Belt; W/40" Belt O.C.	4322M		6840
Drive	137153		6798BR	917.575120			
Primary	148763		6702BR	Clutch	9768M		6840
Secondary	144959		6758BR	Reverse	7843M	1290	6729
917.276040; 917.276041				917.575131			
Drive	161597		6551BR	Reverse	7843M	1290	6729
Primary	148763		6702BR	Speed Changer; W/19" Belt O.C.	9440M		6819
Secondary	144959		6758BR	Speed Changer; W/36" Belt O.C.	9441M		6836
917.276050				Belt; W/40" Belt O.C.	4322M		6840
Drive	137153		6798BR	917.606029; 917.606030; 917.606044;			
Primary	148763		6702BR	917.606045; 917.606046			
Secondary	144959		6758BR	Gen.	3754H		6733
917.276070				Eng. To Idler	1323H		6970
Drive	137153		6798BR	Reverse	3496H		6827
Primary	174368		6649BR	Transaxle	1322H		6929
Secondary	180808		6614BR	917.608151; 917.608201; 917.608501			
917.276081				Drive	2692R		6983
Drive	161597		6551BR	Trans.	2692R		6983
Primary	174368		6649BR	917.2552701; 917.2552702			
Secondary	180808		6614BR	Blade	100717N		6869
917.276120				Traction			6883
Deck	191273		6599BR	917.2552702-3; 917.2552702-4; 917.2552703;			
917.276210				917.2552704			
Drive	137153		6798BR	Trans.	1629J		6883
Deck Drive	191273		6599BR	917.2559101			
917.276220				Blade	110884X		6714BR
Drive	161597		6551BR	Trans.	110883X		6899
Deck Drive	191273		6599BR	917.2575112			
917.276230				Belt; W/23" Belt O.C.	529H	3230	
Drive	137153		6798BR	Belt; W/38" Belt O.C.	530H		B35
Deck Drive	191273		6599BR	917.2720601			
917.276310				Deck	144959		6758BR
Drive	137153		6798BR	Drive	140294		6434BR
Primary	174368		6649BR	917.6060028			
Secondary	180808		6614BR	Gen.	3754H		6733
917.276320				Eng. To Idler	1323H		6970
Drive	161597		6551BR	Reverse	3496H		6827
Primary	174368		6649BR	Transaxle	1322H		6929
Secondary	180808		6614BR	917.7256010			
917.276330				Blade	20717		6856
Drive	137153		6798BR	Drive	20716		6837
Deck Drive	191273		6599BR	926.55550; 926.55560			
917.276340				Spindle - Center To Side			6842
Drive	161597		6551BR	Eng. To Center Spindle	SA801		6986
Deck Drive	191273		6599BR	Eng. To Variable Speed	SA804		6925
917.276350				J.S. To Variable Speed	SA975		6941
Drive	137153		6798BR	926.55580; 926.55590			
Primary	174368		6649BR	Drive	SA800		B105
Secondary	180808		6614BR	Eng. To Variable Speed	SA804		6925
917.276360				Rear Drive	SA803		6942
Drive	161597		6551BR	Side Pulleys	M60		6953
Primary	174368		6649BR	926.55750; 926.55751; 926.55752			
Secondary	180808		6614BR	Belt; W/30" Belt O.C.	M425C		6830
917.276380				Belt; W/42" Belt O.C.			6842
Drive	161597		6551BR	Belt; W/45" Belt O.C.	M426C		6845
Deck Drive	191273		6599BR	944.609040			
917.279370; 917.279870; 917.279871;				Deck	144200		6463BR
917.279872				Drive	130801		6758BR
Deck	144959		6758BR				

Lawn & Garden Equipment

Belts for Riding Mowers

Application	OEM No.	Standard Belts	Premium Belts	Application	OEM No.	Standard Belts	Premium Belts
SEARS ROEBUCK - Continued				SENTRY - Continued			
944.609810				390-8			
Drive	140294		6434BR	Blade	7540935	2310	6831
Primary	148763		6702BR	Trans.	7540111	2450	6845
Secondary	144959		6758BR				
944.609900				390-063			
Drive	140218		6811BR	Blade	7540167		6964
Primary	148763		6702BR	Trans.	7540198		6451BR
Secondary	144959		6758BR				
944.609940				395-4			
Drive	140218		6811BR	Blade	7540167		6964
Primary	139573		6798BR	Trans.	7540164	2630	6863
Secondary	144959		6758BR				
987.25942				395-5			
Drive	1747188		6897	Blade	7540167		6964
987.25943				Trans.	7540198		6451BR
Drive	1751597		6891				
987.25944				400-4; 400-5; 400-63; 400-063; 400-64; 400-65			
Drive	1747188		6897	Blade	7540188		6951
987.25945				Trans.	7540101		6517BR
Drive	1751597		6891				
25990				410-0; 410-3; 410-9; 412-1; 412-2			
Deck	144200		6463BR	Blade	7540138	3500	6950
Drive	140294		6434BR	Trans.	7540101		6517BR
25992							
Deck	144200		6463BR	420-9; 425-2; 425-3			
Drive	156971		6558BR	Deck	7540127		6966
25993				Drive	7540135		6925
Deck	144200		6463BR	Trans.	7540136		6931
Drive	140294		6434BR				
25995; 25996				445-4			
Deck	144200		6463BR	Blade	7540178	3820	6982
Drive	130801		6758BR	Drive	7540185		6849
LT 10							
Blade	23223		6895	445-5			
Drive	23214		6859	Blade	7540178	3820	6982
Trans.	21615		6895	Trans.	7540200		6848
LT 80				460-0; 460-8; 460-9			
Deck; W/8 H.P. Eng.	3541R		6971	Blade	7540118		6963
SS 16				Gen.	7540134		7330
Trans.; W/16 H.P. Eng.	2692R		6983	Trans.	7540937	3590	6959
ST 8				465-63; 465-063			
Drive	21053		6862	Blade	7540151		6967
Trans.	23072		6843	Deck	7540138	3500	6950
ST 12				Trans.	7540136		6931
Trans.; W/12 H.P. Eng.	6474H		6981	480-1			
ST 16				Blade	7540145		6488BR
Blade	6774H		6981	Drive; W/31" Belt O.C.	7540136		6931
Trans.			B100	Drive; W/52" Belt O.C.	7540147	3520	6952
SENSATION				480-3			
80E8-1; 80E8-2; 80S8-1; 80S8-2; 86S5-1; 86S5-2				Drive	7540127		6966
Belt; W/34" Belt O.C.	153801		6834	490-1			
Belt; W/70" Belt O.C.	153802		6870	Blade	7540145		6488BR
SENTRY				Drive; W/31" Belt O.C.	7540136		6931
330-6				Drive; W/52" Belt O.C.	7540147	3520	6952
Belt; W/30" Belt O.C.	7540107		6830	495-3			
340-6; 340-7; 360-5; 360-7; 360-8				Deck	7540145		6488BR
Blade	7540935	2310	6831	Trans.	7540127		6966
Trans.	7540936		6847	Variable Speed	7540173	3370	6937
370-6				495-4; 495-5			
Blade	7540935	2310	6831	Blade	7540145		6488BR
Trans.	7540108	2460	6846	Drive	7540173	3370	6937
380-2				497-63; 497-063			
Blade	7540138	3500	6950	Blade	7540145		6488BR
Trans.	7540164	2630	6863	Trans.	7540226		6551BR
390-0				796-63			
Blade	7540107		6830	Drive; W/42" Belt O.C.	7540207		6842
Trans.	7540111	2450	6845	Drive; W/62" Belt O.C.	7540198		6451BR
				Peerless Transaxle			
				Belt; W/85" Belt O.C.	7540266		6775BR
				SETAG			
				38-101; 41-001			
				Deck			6831
				Drive			6378

Belts for Riding Mowers

Application	OEM No.	Standard Belts	Premium Belts	Application	OEM No.	Standard Belts	Premium Belts
SHAW				SIMPLICITY - Continued			
Bush Hog Tractor VE3-6; Bush Hog Tractor VE4-7; Bush Hog Tractor VR3-6; Bush Hog Tractor VR4-6; Bush Hog Tractor VR4-7				990234			
Gen.; W/Wisconsin S7D Eng.			6832	Drive	121078		6835
Gen.; W/Wisconsin TRA10D Eng.	S1669		6836	990287; 990288; 990303			
P.T.O.	S2952		3V250	Clutch	156231		6842
				Gen.	122120		6734
				Trans.	156120		6863
SIMPLICITY				990308; 990314			
12.5LTG				Drive	154273		6942
Drive; Mfr. No. 1691891	1703836		6524BR	P.T.O.	106390		6836
12.5LTH				Starter/Gen.	122146		6738
Drive; Mfr. No. 1691795, 1691886	1721532		6798BR	990329; 990332			
12FCG				Drive	108248		6848
Drive; Mfr. No. 1691654	1678354		6842	P.T.O.	108099		6844
12LTG				990357			
Drive; Mfr. No. 1691427	1716854		6643BR	Drive	158460		6831
12LTH				P.T.O.	158389		6829
Drive; Mfr. No. 1691931	1656960		6811BR	990373; 990374; 990375			
12RTG				Clutch	156231		6842
Drive; Mfr. No. 1692094	1708114		6895	Gen.	122120		6734
Drive; Mfr. No. 1692049	1716854		6643BR	Trans.	156120		6863
12RTH				990390			
Drive; Mfr. No. 1692053	1656960		6811BR	Drive	158389		6829
14GTG				P.T.O.	158389		6829
Drive; Mfr. No. 1692024	1707381		6503BR	990399; 990400			
16GTH				Drive	154273		6942
Drive; Mfr. No. 1691766	1656960		6811BR	Starter/Gen.	157524		7390
Drive; Mfr. No. 1692042	170164		A75	990415			
16LTH				Drive	162081		6876
Drive; Mfr. No. 1691807	1721532		6798BR	990418			
17GTH				Drive	163011		6525BR
Drive; Mfr. No. 1691824	1656960		6811BR	990424; 990425			
17GTH-L				Clutch	156231		6842
Drive; Mfr. No. 1691957	1650502		6422BR	Gen.	122120		6734
18GTH				Trans.	156120		6863
P.T.O.; Sunstar Series; Mfr. No. 1691924 ..	1674726		2A34	990432; 990433			
20GTH				Drive	154273		6942
P.T.O.; Sunstar Series; Mfr. No. 1691926 ..	1674726		2A34	Gen.	122146		6738
705; 953; 954				990434; 990435			
Drive	170921		6824	Starter/Gen.	157524		7390
3108				990485			
Drive; Mfr. No. 1691551	1665706		6839	Drive	163011		6525BR
3110				990486			
Drive; W/10 H.P. Eng.; Mfr. No. 1691535,	1691537		6839	Drive	162081		6876
4210G				990489			
Drive; Mfr. No. 1691541	1716854		6643BR	Drive	165048		6775BR
4212G				Gen.	122120		6734
Drive; Mfr. No. 1691427	1716854		6643BR	990494; 990495			
4212H				P.T.O.			6834
Drive; Mfr. No. 1691340	1670835		6458BR	Power Lift Attachment	157230		6722
5212.5G				Starter/Gen.	157524		7390
Drive; Mfr. No. 1691431	1703836		6524BR	990496; 990497			
5212.5H				Drive	154273		6942
Drive; Mfr. No. 1691473	1672135		6523BR	P.T.O.	154307		6835
5216H				Power Lift Attachment	157230		6722
Drive; Mfr. No. 1691362, 1691649	1672135		6523BR	Starter/Gen.	122146		6738
7117H				990499; 990500			
Drive; Mfr. No. 1691717	1650502		6422BR	Drive	166172		6847
169135				P.T.O.			6834
Belt; W/42" Deck; W/16 H.P. Eng.	1668066		6481BR	Power Lift Attachment	157230		6722
990086; 990120				Starter/Gen.	157524		7390
Drive	121078		6835	990542			
P.T.O.	118068		6834	Drive	162081		6876
990154; 990165; 990230				990554			
Drive	121228		6837	Drive	158573		A29
P.T.O.	121216		6838	Mower	108248		6848

Lawn & Garden Equipment

② Two Required.

Belts for Riding Mowers

Application	OEM No.	Standard Belts	Premium Belts	Application	OEM No.	Standard Belts	Premium Belts
SIMPLICITY - Continued				SIMPLICITY - Continued			
990570; 990571				990898			
P.T.O.	157683		6829	Drive	165048		6775BR
Power Lift Attachment	157230		6722	Gen.	122120		6734
Starter/Gen.	157524		7390	990899			
990572; 990573				Drive	162081		6876
Drive	166172		6847	990900			
P.T.O.	157683		6829	Drive	158573		A29
Power Lift Attachment	157230		6722	Mower	174911		6844
Starter/Gen.	157524		7390	990979; 990980			
990577				Clutch; W/47" Belt O.C.	166172		6847
Drive	165048		6775BR	Clutch; W/53" Belt O.C.			6853
Gen.	122120		6734	Forward	174883		6834
990578; 990579				Starter/Gen.	157524		7390
Drive	162081		6876	991000			
990580; 990581				Drive	175361		6829
Drive	163011		6525BR	991020			
990614				Drive	1608954	2330	6833
Drive	158573		A29	P.T.O.	1608960		6837
Mower	170164		A75	1393764			
P.T.O.			6834	P.T.O.	1716996		6836
990645; 990646				1690006			
Drive	162081		6876	Drive	1650502		6422BR
990647; 990648				Starter/Gen.	157524		7390
Drive	163011		6525BR	1690007; 1690008			
990653				Drive	165048		6775BR
P.T.O.	157683		6829	1690012			
Starter/Gen.	122146		6738	Drive	1651201		6873
990654				P.T.O.	176451		A133
P.T.O.	172066		6929	1690015			
Starter/Gen.	157524		7390	Clutch	174883		6834
990655				Drive			6853
Drive	166172		6847	Starter/Gen.	157524		7390
P.T.O.	172066		6929	1690016			
Starter/Gen.	157524		7390	Drive	174364		6849
990657				Starter/Gen.	157424		6739
Drive	166172		6847	1690072			
P.T.O.	172066		6929	Drive	170921		6824
Starter/Gen.	122146		6738	1690086			
990755				Drive	174364		6849
Drive	174364		6849	Starter/Gen.	157424		6739
Starter/Gen.	157524		7390	1690090; 1690118			
990756				Drive	165048		6775BR
Clutch	174883		6834	1690124			
Drive			6853	Drive	158573		A29
Starter/Gen.	157524		7390	1690128			
990757				Drive	1608954	2330	6833
Drive	166172		6847	Mower	1608957		6849
P.T.O.	172066		6929	P.T.O.	1608960		6837
Starter/Gen.	122146		6738	1690192; 1690193			
990758				Trans.	165048		6775BR
Clutch	174883		6834	1690202			
Drive			6853	Drive	1650502		6422BR
Starter/Gen.	157524		7390	Starter/Gen.	157524		7390
990759				1690203; 1690204			
Drive	166172		6847	Drive	1607967		6639BR
Starter/Gen.	157524		7390	Starter/Gen.	157524		7390
990763; 990764				1690206; 1690207; 1690208			
Drive	162081		6876	Drive	1655069		6524BR
990765				Mower	108505		6870
Drive	165048		6775BR	1690230			
Gen.	122120		6734	Drive	170921		6824
990774; 990775				1690232			
Drive	158573		A29	Clutch	174883		6834
Mower	174911		6844	Drive			6853
990871				Starter/Gen.	157524		7390
Drive	166172		6847	1690240			
Starter/Gen.	157524		6739	Drive	158573		A29
990872				1690242			
Clutch	174883		6834	Drive	1608954	2330	6833
Drive			6853				
Starter/Gen.	157524		6739				

Belts for Riding Mowers

Application	OEM No.	Standard Belts	Premium Belts	Application	OEM No.	Standard Belts	Premium Belts
SIMPLICITY - Continued				SIMPLICITY - Continued			
1690242 - Continued				1690725; 1690740			
Mower	1608957		6849	Clutch	174883		6834
P.T.O.	1608960		6837	Drive			6853
1690259; 1690261				1690747			
Drive	1655069		6524BR	Belt	1650502		6422BR
1690283				1690750			
Drive	170921		6824	Clutch	174883		6834
1690333				Drive; W/52" Belt O.C.	1607967		6639BR
Drive	1607967		6639BR	Drive; W/53" Belt O.C.			6853
1690337				1690751			
Clutch	174883		6834	Belt	1650502		6422BR
Drive			6853	1690752			
1690341				Clutch	174883		6834
Drive	1607967		6639BR	Drive			6853
1690342				1690756; 1690757			
Belt	1650502		6422BR	Primary	1669937		6954
1690343				1690759			
Drive	1655069		6524BR	Drive	1670835		6458BR
1690347				1690786			
Trans.	165048		6775BR	Primary	1669937		6954
1690423; 1690425				1690810			
Drive	1607967		6639BR	Belt; W/42" Deck; W/16 H.P. Eng.	1668066		6481BR
1690427; 1690429; 1690431; 1690433				Drive	1672135		6523BR
Belt	1650502		6422BR	1690840; 1690843			
1690448; 1690450				Drive	1666698		6643BR
Trans.	1665450		6627BR	1690846			
1690456; 1690458				Drive	1670835		6458BR
Drive	1666698		6643BR	1690849			
1690472				Drive	1655069		6524BR
Drive	1607967		6639BR	1690853; 1690881			
1690473				Drive	1672135		6523BR
Belt	1650502		6422BR	1690909			
1690474				Drive	1666698		6643BR
Clutch	174883		6834	1690915			
Drive			6853	Drive	1655069		6524BR
1690475; 1690476				1690919			
Drive	1607967		6639BR	Drive	1672135		6523BR
1690480				1690927			
Belt	1650502		6422BR	Primary	1674898		6950
1690525; 1690526; 1690527; 1690528				Secondary	1674899		6956
Drive	1665706		6839	1690934			
1690569; 1690570; 1690571				Drive	1655069		6524BR
Belt	1650502		6422BR	1690936			
1690573				Drive	1672135		6523BR
Primary	1669937		6954	1691027; 1691028			
1690629				Drive	1666698		6643BR
Drive	1655069		6524BR	1691031			
1690638; 1690640				Drive	1655069		6524BR
Belt	1650502		6422BR	1691032; 1691033			
Drive	1607967		6639BR	Drive	1672135		6523BR
1690644; 1690646; 1690648				1691034; 1691035			
Drive	1607967		6639BR	Primary	1674898		6950
1690658; 1690660				Secondary	1674899		6956
Clutch	174883		6834	1691106; 1691108			
Drive			6853	Drive	1665706		6839
1690683				1691175			
Primary	1669937		6954	Drive	1655069		6524BR
1690684				1691198			
Drive	1655069		6524BR	Drive; W/12 H.P. Eng.	1678354		6842
1690688; 1690695				1691234; 1691235			
Primary	1669937		6954	Drive	1672135		6523BR
1690721				1691238			
Clutch	174883		6834	Drive	1655069		6524BR
Drive			6853	1691240			
1690723				Primary	1674898		6950
Belt	1650502		6422BR	Secondary	1674899		6956

Belts for Riding Mowers

Lawn & Garden Equipment

Application	OEM No.	Standard Belts	Premium Belts	Application	OEM No.	Standard Belts	Premium Belts
SIMPLICITY - Continued				SIMPLICITY - Continued			
1691250				1691964; 1691965			
P.T.O.	1674726		A34	Drive	1707347		6845
1691263 Hydro				P.T.O.	1705107		6939
Blower; W/42" Deck; W/16 H.P. Eng.	1700415	6732		1691966; 1691967; 1691968; 1691969			
Trans.; W/42" Deck; W/16 H.P. Eng.	1656960	6811BR		Drive	1707346		6842
1691269				P.T.O.	1705106		6937
Drive	1666698	6643BR		1692006			
1691330				Drive	170164		A75
Drive; W/8 H.P. Eng.	1678354	6842		1692024			
1691340				Drive	1707381		6503BR
Drive	1670835	6458BR		1692042			
1691357				Drive	170164		A75
P.T.O.	1674726	A34		1692049			
1691362				Drive	1716854		6643BR
Drive	1672135	6523BR		1692053			
1691381				Drive	1656960		6811BR
P.T.O.	1674726	A34		1692071; 1692073			
1691382				Drive	1713515		6458BR
Trans.	1650502	6422BR		1692094			
1691427				Drive	1708114		A93
Drive	1716854	6643BR		1692129			
1691431				Drive	1676460		6843
Drive	1703836	6524BR		1692131			
1691473				P.T.O.	1708529		A35
Drive	1672135	6523BR		1692133; 1692135			
1691528				P.T.O.	1708529		ⓂA35
P.T.O.	1674726	A34		1692143			
1691535; 1691537				Drive	1650502		6422BR
Drive	1665706	6839		1692156			
1691541				Drive	1656960		6811BR
Drive	1716854	6643BR		1692160			
1691551				Drive	1708114		A93
Drive	1665706	6839		1692168			
1691654				Drive	1676460		6843
Drive	1678354	6842		1692182			
1691686				Drive	1713515		6458BR
Deck	1668066	6481BR		1692259			
1691687				Drive	170164		A75
Deck; W/16 H.P. Eng.	1665638	6560		1692261; 1692279; 1692283			
1691710				Drive	1672135		6523BR
P.T.O.	1674726	A34		1692287			
1691717				Drive	1657044		6521BR
Trans.	1650502	6422BR		1692301			
1691766				Drive	1707381		6503BR
Drive	1656960	6811BR		1692354			
1691795; 1691807				Drive	1672135		6523BR
Drive	1721532	6798BR		1692380; 1692382			
1691824				Drive	1676460		6843
Drive	1656960	6811BR		1692401			
1691841; 1691842				Drive	1708114		A93
Drive	1707345	6844		1692403			
P.T.O.	1705107	6939		Drive	170164		A75
1691843; 1691844; 1691845; 1691846				1692414; 1692416			
Drive	1707344	6841		Drive	1672135		6523BR
P.T.O.	1705106	6937		1692418			
1691886				Drive	1657044		6521BR
Drive	1721532	6798BR		1692420			
1691891				Drive	1672135		6523BR
Drive	1703836	6524BR		1692438			
1691924; 1691926				Drive	1707381		6503BR
P.T.O.	1674726	A34		1692440; 1692442			
1691931				Drive	170164		A75
Drive	1656960	6811BR		1692450			
1691957				Drive	1650502		6422BR
Drive	1650502	6422BR		1692454; 1692456; 1692521			
				P.T.O.	1708529		ⓂA35

Ⓜ Two Required.

Belts for Riding Mowers

Application	OEM No.	Standard Belts	Premium Belts	Application	OEM No.	Standard Belts	Premium Belts
SIMPLICITY - Continued				SIMPLICITY - Continued			
1692528				1693323			
Drive	1672135		6523BR	Drive	1657044		6521BR
1692576				1693325; 1693329			
Drive	1707381		6503BR	Drive	1717397		6798BR
1692593				1693351; 1693353; 1693355			
Drive	1657044		6521BR	Drive	1717932		6811BR
1692609				1693379; 1693381; 1693383			
Drive	1672135		6523BR	Drive	1719398		6714BR
1692631				1693407; 1693409			
Drive	170164		A75	Drive	1650502		6422BR
1692748				1693452			
Drive	1676460		6843	Drive	1665450		6627BR
1692760				1693458			
Drive	1657044		6521BR	Drive	1717397		6798BR
1692762				1693467; 1693473			
Drive	1719819		6434BR	Drive	1719381		6838
1692772; 1692774; 1692776				1693525; 1693528; 1693530; 1693532			
Drive	1672135		6523BR	Drive	1717397		6798BR
1692784; 1692786; 1692788				1693561			
Drive	1707381		6503BR	P.T.O.	1716996		6836
1692796; 1692798				1693580; 1693592; 1693600			
Drive	1650502		6422BR	Drive	1717932		6811BR
1692870				1693694			
P.T.O.	1716996		6836	Drive	1719819		6434BR
1692871				1693804; 1693806			
P.T.O.	1716995		6836	Drive	1719398		6714BR
1692872				1693839			
P.T.O.	1716996		6836	Drive	1719819		6434BR
1692873				Axion			
Drive	1672135		6523BR	Trans.	1732224		6697BR
1692889				Deck Drive; W/33" Deck	7102246		6675BR
Drive	1650502		6422BR	Deck Drive; W/42" Deck	1732966		6765BR
1692905; 1692906				Blade Drive; W/50" Deck	1732204		6524BR
Drive	1705142		6738	Badgers Regent			
1692943; 1692945				Drive; Mfr. No. 1692967	1672135		6523BR
Drive	1650502		6422BR	Broadmoor			
1692957; 1692959; 1692961; 1692963; 1692965;				Drive; W/12.5 H.P. Eng.; Gear Model; Mfr.			
1692967; 1692969; 1692971; 1692973; 1692975				No. 1691891	1703836		6524BR
Drive	1672135		6523BR	Drive; W/12.5 H.P. Eng.; Hydro. Model;			
1693008; 1693012; 1693016				Mfr. No. 1692073	1713515		6458BR
Drive	1707381		6503BR	Drive; W/12.5 H.P. Eng.; Hydro. Model;			
1693030				Mfr. No. 1692261	1672135		6523BR
Drive	1676460		6843	Drive; W/14 H.P. Eng.; Hydro. Model; Mfr.			
1693052; 1693054; 1693056				No. 1692182	1713515		6458BR
Drive	1717932		6811BR	Drive; W/14 H.P. Eng.; Hydro. Model; Mfr.			
1693074				No. 1692279, 1692414, 1692416, 1692772	1672135		6523BR
Drive	1657044		6521BR	Drive; W/14 H.P. Eng.; Hydro. Model; Mfr.			
1693080				No. 1693052, 1693351	1717932		6811BR
Drive	1717397		6798BR	Drive; W/15 H.P. Eng.; Gear Model; Mfr.			
1693084				No. 1692287, 1692418	1657044		6521BR
Drive	1657044		6521BR	Drive; W/15 H.P. Eng.; Hydro. Model; Mfr.			
1693088				No. 1692528, 1692609, 1692774	1672135		6523BR
Drive	1717397		6798BR	Drive; W/15 H.P. Eng.; Hydro. Model; Mfr.			
1693112				No. 1693054, 1693353	1717932		6811BR
P.T.O.	1718602		6834	Drive; W/16 H.P. Eng.; Hydro. Model; Mfr.			
1693219				No. 1692071	1713515		6458BR
P.T.O.	1716996		6836	Drive; W/16 H.P. Eng.; Hydro. Model; Mfr.			
1693230				No. 1692283, 1692420, 1692776	1672135		6523BR
Drive	1719381		6838	Drive; W/16 H.P. Eng.; Hydro. Model; Mfr.			
1693275				No. 1693056, 1693355, 1693580, 1693592	1717932		6811BR
Drive	1717932		6811BR	Drive; W/16 H.P. Eng.; Hydro. Model; Mfr.			
1693286; 1693288				No. 1693839	1719819		6434BR
Drive	1705142		6738	Drive; W/17 H.P. Eng.; Hydro. Model; Mfr.			
1693303				No. 1693694	1719819		6434BR
Drive	1676460		6843	Drive; W/18 H.P. Eng.; Hydro. Model; Mfr.			
				No. 1693275, 1693600	1717932		6811BR
				Trans.	1726841		6710BR
				P.T.O.; W/44" Deck	1601672		6799BR
				Arbor; W/44" Deck	1721532		6798BR
				Arbor; W/46" Deck	1666801		6640BR
				P.T.O.; W/50" Deck	1707740		6869
				Arbor; W/50" Deck	1703836		6524BR
				P.T.O.; W/52" Deck	2101137		A66

Lawn & Garden Equipment

Belts for Riding Mowers

Application	OEM No.	Standard Belts	Premium Belts	Application	OEM No.	Standard Belts	Premium Belts
SIMPLICITY - Continued				SIMPLICITY - Continued			
Broadmoor - Continued				Landlord - Continued			
Arbor; W/52" Deck	1665450		6627BR	Drive; W/16 H.P. Eng.; Gear Model; Mfr. No. 1692438	1707381		6503BR
CFC				Drive; W/16 H.P. Eng.; Hydro. Model; Mfr. No. 1692301, 1692784, 1693008	1707381		6503BR
Drive; W/16 H.P. Eng.; Mfr. No. 1691841, 1691842	1707345		6844	Drive; W/16 H.P. Eng.; Hydro. Model; Mfr. No. 1692440, 1692631	170164		A75
Drive; W/16 H.P. Eng.; Mfr. No. 1691964, 1691965	1707347		6845	Drive; W/17 H.P. Eng.; Hydro. Model; Mfr. No. 1692786, 1693012	1707381		6503BR
Drive; W/18 H.P. Eng.; Mfr. No. 1691843, 1691844	1707344		6841	Drive; W/17 H.P. Eng.; Hydro. Model; Mfr. No. 1693379	1719398		6714BR
Drive; W/18 H.P. Eng.; Mfr. No. 1691966, 1691967	1707346		6842	Drive; W/18 H.P. Eng.; Hydro. Model; Mfr. No. 1692006, 1692442	170164		A75
Drive; W/20 H.P. Eng.; Mfr. No. 1691845, 1691846	1707344		6841	Drive; W/18 H.P. Eng.; Hydro. Model; Mfr. No. 1692576, 1692788, 1693016	1707381		6503BR
Drive; W/20 H.P. Eng.; Mfr. No. 1691968, 1691969	1707346		6842	Drive; W/18 H.P. Eng.; Hydro. Model; Mfr. No. 1693381, 1693806	1719398		6714BR
P.T.O.; W/16 H.P. Eng.; Mfr. No. 1691841, 1691842	1705107		6939	Drive; W/20 H.P. Eng.; Hydro. Model; W/P.S.; Mfr. No. 1693383	1719398		6714BR
P.T.O.; W/18 H.P. Eng.; Mfr. No. 1691843, 1691844	1705106		6937	Drive; W/23 H.P. Eng.; Hydro. Model; W/P.S.; Mfr. No. 1693804	1719398		6714BR
P.T.O.; W/20 H.P. Eng.; Mfr. No. 1691845, 1691846	1705106		6937	P.T.O.; W/17, 18 H.P. Eng.; W/50" Deck	1707740		6714BR 6869
Champion				Legacy			
Deck Drive; W/50" Deck	5023255		6876BR	P.T.O.; W/20 H.P. LC Eng.; Hydro. Model; Mfr. No. 1692871	1716995		②6836
Deck Drive; W/52" Deck	5023255		6876BR	P.T.O.; W/20 H.P. Eng.; Hydro. Model; W/23" Wheels; Mfr. No. 1692870	1716996		②6836
Chiefs Regent				P.T.O.; W/20 H.P. Eng.; Hydro. Model; W/26" Wheels; Mfr. No. 1693219	1716996		②6836
Drive; Mfr. No. 1692963	1672135		6523BR	P.T.O.; W/23 H.P. Eng.; Mfr. No. 1693764	1716996		②6836
Citation				P.T.O.; W/24.5 H.P. Eng.; Hydro. Model; Mfr. No. 1693112	1718602		②6834
Hydro. Drive	5100555		6772BR	P.T.O.; W/25 H.P. Eng.; Hydro. Model; Mfr. No. 1692872, 1693561	1716996		②6836
Deck Drive; W/48" Deck	5023297		6767BR	Legacy XL			
Deck Drive; W/52" Deck	5023435		6768BR	Eng. To P.T.O.; W/48" Deck	1725557		6860
Deck Drive; W/61" Deck	5022061		6661BR	Arbor; W/48" Deck	174911		6844
Cobalt				Eng. To P.T.O.; W/60" Deck	1725154		6756BR
Hydro. Drive	5100555		6772BR	LPH			
Deck Drive; W/61" Deck	5022061		6661BR	Belt; W/38" Deck; W/16 H.P. Eng.	1601672		6799BR
Colts Regent				LTH Group			
Drive; Mfr. No. 1692965	1672135		6523BR	Belt; W/12.5 H.P. Eng.; Mfr. No. 1691745, 1691886	1650502		6422BR
Conquest				Nittany Lions Regent			
Trans.	1721392		6710BR	Drive; Mfr. No. 1692975	1672135		6523BR
Eng. To P.T.O.; W/44" Deck	1721532		6798BR	Packer Backer Regent			
Arbor; W/44" Deck	1601672		6799BR	Drive; Mfr. No. 1692873	1672135		6523BR
Arbor; W/46" Deck	1666801		6640BR	Panthers Regent			
Eng. To P.T.O.; W/50" Deck	1707740		6869	Drive; Mfr. No. 1692961	1672135		6523BR
Arbor; W/50" Deck	1703836		6524BR	Prestige			
Eng. To P.T.O.; W/52" Deck	2101137		A66	Trans.	1721393		6710BR
Arbor; W/52" Deck	1665450		6627BR	Eng. To P.T.O.; W/44" Deck	1721532		6798BR
Coronet				Arbor; W/44" Deck	1601672		6799BR
Deck P.T.O.; W/11 H.P. Eng.	1651201		6873	Eng. To P.T.O.; W/50" Deck	1707740		6869
Drive; W/8.5 H.P. Eng.; Gear Model; Mfr. No. 1692168, 1692380	1676460		6843	Arbor; W/50" Deck	1703836		6524BR
Drive; W/10.5 H.P. Eng.; Gear Model; Mfr. No. 1692748	1676460		6843	Eng. To P.T.O.; W/54" Deck	1722039		6525BR
Drive; W/11 H.P. Eng.; Gear Model; Mfr. No. 1693030, 1693303	1676460		6843	Arbor; W/54" Deck	1671076		6765BR
Drive; W/12.5 H.P. Eng.; Gear Model; Mfr. No. 1692129, 1692382	1676460		6843	Regent			
Trans.	1707346		6842	Drive; W/12.5 H.P. Eng.; Gear Model; Mfr. No. 1692160, 1692401	1708114		6895
Deck Drive; W/34" Discharge 800	1723391		6434BR	Drive; W/12.5 H.P. Eng.; Hydro. Model; Mfr. No. 1692156	1656960		6811BR
Express				Drive; W/12.5 H.P. Eng.; Hydro. Model; Mfr. No. 1692259, 1692403	170164		A75
Drive; W/14.5 H.P. Eng.; Gear Model; Mfr. No. 1693452	1665450		6627BR	Drive; W/14 H.P. Eng.; Gear Model; Mfr. No. 1692593, 1693074, 1693323	1657044		6521BR
Drive; W/15 H.P. Eng.; Hydro. Model; Mfr. No. 1693458	1717397		6798BR	Drive; W/14 H.P. Eng.; Hydro. Model; Mfr. No. 1692354	1672135		6523BR
Drive; W/17 H.P. Eng.; Hydro. Model; Mfr. No. 1693525	1717397		6798BR	Drive; W/14 H.P. Eng.; Hydro. Model; Mfr. No. 1693080, 1693325	1717397		6798BR
Hawkeyes Regent				Drive; W/15 H.P. Eng.; Hydro. Model; Mfr. No. 1693528	1717397		6798BR
Drive; Mfr. No. 1692969	1672135		6523BR	Drive; W/15.5 H.P. Eng.; Gear Model; Mfr. No. 1692760	1657044		6521BR
Javelin				Drive; W/16 H.P. Eng.; Gear Model; Mfr. No. 1693084	1657044		6521BR
Hydro. Drive	7100102		6871BR				
Deck Drive; W/38" Deck	1718017		6684BR				
Deck Drive; W/44" Deck	7100425		6779BR				
Deck Drive; W/50" Deck	7100515		6745BR				
Landlord							
Blade; W/17, 18 H.P. Eng.; W/50" Deck	1703836		6524BR				

② Two Required.

Belts for Riding Mowers

Lawn & Garden Equipment

Application	OEM No.	Standard Belts	Premium Belts
SIMPLICITY - Continued			
Regent - Continued			
Drive; W/16 H.P. Eng.; Hydro. Model; Mfr. No. 1692762			6434BR
Drive; W/16 H.P. Eng.; Hydro. Model; Mfr. No. 1693088, 1693329, 1693530			6798BR
Drive; W/17 H.P. Eng.; Hydro. Model; Mfr. No. 1693532			6798BR
Trans.			6709BR
Deck Drive; W/38" Deck; W/Narrow Pulley P.T.O.; W/40" Deck; W/Narrow Pulley			6714BR
P.T.O.; W/40" Deck; W/Large Pulley			6798BR
Deck Drive; W/44" Deck			6710BR
Deck Drive; W/46" Deck			6715BR
Deck Drive; W/50" Deck; W/Narrow Pulley			6715BR
			6484BR
Regent 16 Speed			
Drive			6523BR
Sovereign			
Drive; W/18 H.P. Eng.; Mfr. No. 1692143, 1692450			6422BR
Drive; W/18 H.P. Eng.; Hydro. Model; Mfr. No. 1692796, 1692945			6422BR
Drive; W/18 H.P. Eng.; Hydro. Model; W/P.S.; Mfr. No. 1692798, 1692943			6422BR
P.T.O.; W/18 H.P. Eng.; Hydro. Model			6458BR
Sovereign - 75Th Anniversary			
Drive; W/18 H.P. Eng.; Mfr. No. 1692889			6422BR
Spartans Regent			
Drive; Mfr. No. 1692973			6523BR
Steelers Regent			
Drive; Mfr. No. 1692959			6523BR
Sunstar			
P.T.O.; W/14 H.P. Eng.; Mfr. No. 1691250		②A34	
P.T.O.; W/16 H.P. Eng.; Mfr. No. 1691357		②A34	
P.T.O.; W/18 H.P. 18GTH Eng.; W/P.S.; Mfr. No. 1691528		②A34	
P.T.O.; W/20 H.P. 20GTH Eng.; Mfr. No. 1691381		②A34	
P.T.O.; W/20 H.P. Eng.; W/Lift & P.T.O.; Mfr. No. 1691710		②A34	
Vikings Regent			
Drive; Mfr. No. 1692957			6523BR
Wolverines Regent			
Drive; Mfr. No. 1692971			6523BR
ZT			
Drive; W/14 H.P. Eng.; Mfr. No. 1693467			6838
Drive; W/16 H.P. Eng.; Mfr. No. 1693473			6838
Drive; W/18 H.P. Eng.; Mfr. No. 1693230			6838
ZT3000			
Deck Drive; W/46" Deck			6708BR
Deck Drive; W/50" Deck			6876BR
ZT4000			
Hydro. Drive			6482BR
Deck Drive; W/44" Deck			6599BR
Deck Drive; W/48" Deck			6767BR
SMITH CO.			
Red Rider 9226-0040			
Belt		2240	
SNAPPER			
264R; 264X			
Blade			6455BR
265X; 265XS; 266R; 266X; 266XS; 267X; 267XS; 268X; 268XS			
Drive			6455BR
304R; 304RD; 305X; 305XS; 306R; 306RA; 306RD; 306RDS; 306W; 306X			
Blade			6455BR
306XS; 307X; 307XS			
Blade			6455BR
308X; 308XS			
Drive			6455BR

Application	OEM No.	Standard Belts	Premium Belts
SNAPPER - Continued			
311X5S			
Blade; W/28", 30" Deck	10749		6455BR
Blade; W/33" Deck	18236		6471BR
Blade; W/41" Deck; W/2-Blades	14525		6456BR
417X; 417XS; 418R; 418RS; 418X; 418XS			
Drive	10749		6455BR
1600 Series			
Rear P.T.O.	19607		A37
Transaxle	19534		6835
1650 Series			
Rear P.T.O.	19607		A37
1855 Series			
Clutch & Mid P.T.O.	19551		A42
Rear P.T.O.	19607		A37
2550; 2550S; 2610W; 2610WS			
Drive; W/25", 26", 28", 30" Deck	10749		6455BR
Drive; W/33" Deck	18236		6471BR
2650; 2650S			
Drive	10749		6455BR
2651; 2651S; 2652; 2652S; 2661S			
Drive; W/25", 26", 28", 30" Deck	10749		6455BR
Drive; W/33" Deck	18236		6471BR
2680; 2680S			
Drive	10749		6455BR
2681; 2681S; 2681W; 2681WS			
Drive; W/25", 26", 28", 30" Deck	10749		6455BR
Drive; W/33" Deck	18236		6471BR
2808TE			
Drive	18236		6471BR
2810W; 2810WS			
Drive; W/25", 26", 28", 30" Deck	10749		6455BR
Drive; W/33" Deck	18236		6471BR
2811X5S; 2811X6S			
Drive; W/28", 30" Deck	10749		6455BR
Drive; W/33" Deck	18236		6471BR
Drive; W/41" Deck	14525		6456BR
2812X6S			
Drive; W/28", 30" Deck	10749		6455BR
Drive; W/33" Deck	22252		6471BR
Drive; W/41" Deck	24497		6456BR
2880; 2880S; 2880W; 2880WS; 3010; 3010S; 3010W			
Drive; W/25", 26", 28", 30" Deck	10749		6455BR
Drive; W/33" Deck	18236		6471BR
3010WS			
Blade; W/25", 26", 28", 30" Deck	10749		6455BR
Drive; W/33" Deck	18236		6471BR
3011X5S			
Drive; W/28", 30" Deck	10749		6455BR
Drive; W/33" Deck	18236		6471BR
Drive; W/41" Deck	14525		6456BR
3011X6S; 3012X6S			
Drive; W/28", 30" Deck	10749		6455BR
Drive; W/33" Deck	22252		6471BR
Drive; W/41" Deck	24497		6456BR
3080; 3080S			
Drive	10749		6455BR
3081; 3081S; 3081W			
Drive; W/25", 26", 28", 30" Deck	10749		6455BR
Drive; W/33" Deck	18236		6471BR
3081WS			
Drive	10749		6455BR
3311			
Drive; W/25", 26", 28", 30" Deck	10749		6455BR
Drive; W/33" Deck	18236		6471BR
3311X5S			
Drive; W/28", 30" Deck	10749		6455BR
Drive; W/33" Deck	18236		6471BR
Drive; W/41" Deck	14525		6456BR

② Two Required.

Belts for Riding Mowers

Application	OEM No.	Standard Belts	Premium Belts	Application	OEM No.	Standard Belts	Premium Belts
SNAPPER - Continued				SNAPPER - Continued			
3311X6S; 3312X6S				28087B; 28087BE; 28088B; 28088BE; 28088T; 28088TE			
Drive; W/28", 30" Deck	10749		6455BR	Drive	18236		6471BR
Drive; W/33" Deck	22252		6471BR	28106S			
Drive; W/41" Deck	24497		6456BR	Drive	10749		6455BR
4111X5S				28108E			
Drive; W/28", 30" Deck	10749		6455BR	Drive	18236		6471BR
Drive; W/33" Deck	18236		6471BR	28113S			
Drive; W/41" Deck	14525		6456BR	Drive; W/25", 26", 28", 30" Deck	10749		6455BR
4111X6S; 4112X6S				Drive; W/33" Deck	18236		6471BR
Drive; W/28", 30" Deck	10749		6455BR	28114S; 28115S			
Drive; W/33" Deck	22252		6471BR	Drive; W/25", 26", 28", 30" Deck	10749		6455BR
Drive; W/41" Deck	24497		6456BR	Drive; W/33" Deck	18236		6471BR
25062; 25062S; 25063; 25063S				Drive; W/41" Deck	14525		6456BR
Drive; W/25", 26", 28", 30" Deck	10749		6455BR	28127BE; 28128BE; 28128TVE			
Drive; W/33" Deck	18236		6471BR	Drive	18236		6471BR
25064; 25064S; 25065; 25065S				30083; 30083S			
Drive; W/25", 26", 28", 30" Deck	10749		6455BR	Drive; W/25", 26", 28", 30" Deck	10749		6455BR
Drive; W/33" Deck	18236		6471BR	Drive; W/33" Deck	18236		6471BR
Drive; W/41" Deck	14525		6456BR	Drive; W/41" Deck	14525		6456BR
25066; 25066S				30084; 30084S; 30085; 30085S			
Drive	10749		6455BR	Drive; W/25", 26", 28", 30" Deck	10749		6455BR
25069T				Drive; W/33" Deck	18236		6471BR
Drive	18236		6471BR	Drive; W/41" Deck	14525		6456BR
25083; 25083S				30086; 30086S			
Drive; W/25", 26", 28", 30" Deck	10749		6455BR	Drive	10749		6455BR
Drive; W/33" Deck	18236		6471BR	30087; 30087BE; 30088B; 30088BE; 30088T; 30088TE			
25084; 25084BS; 25084S; 25085; 25085S				Drive	18236		6471BR
Drive; W/25", 26", 28", 30" Deck	10749		6455BR	30106S			
Drive; W/33" Deck	18236		6471BR	Drive	10749		6455BR
Drive; W/41" Deck	14525		6456BR	30108BE			
25086				Drive	18236		6471BR
Drive	10749		6455BR	30113S			
25657B; 25657BE; 25659BE				Drive; W/25", 26", 28", 30" Deck	10749		6455BR
Drive	18236		6471BR	Drive; W/33" Deck	18236		6471BR
26062; 26062S; 26063; 26063S				30114S; 30115S			
Drive; W/25", 26", 28", 30" Deck	10749		6455BR	Drive; W/25", 26", 28", 30" Deck	10749		6455BR
Drive; W/33" Deck	18236		6471BR	Drive; W/33" Deck	18236		6471BR
26064; 26064S				Drive; W/41" Deck	14525		6456BR
Drive; W/25", 26", 28", 30" Deck	10749		6455BR	30116S			
Drive; W/33" Deck	18236		6471BR	Blade; W/28", 30" Deck	10749		6455BR
Drive; W/41" Deck	14525		6456BR	Blade; W/33" Deck	18236		6471BR
26069T				Blade; W/41" Deck; W/2-Blades	14525		6456BR
Drive	18236		6471BR	30125BV			
26083; 26083S				Deck; W/30" Deck	22252		6471BR
Drive; W/25", 26", 28", 30" Deck	10749		6455BR	30127BE; 30128BE; 30128RE; 30148KVE			
Drive; W/33" Deck	18236		6471BR	Drive	18236		6471BR
26084; 26084B; 26084D				33113S			
Drive; W/25", 26", 28", 30" Deck	10749		6455BR	Drive; W/25", 26", 28", 30" Deck	10749		6455BR
Drive; W/33" Deck	18236		6471BR	Drive; W/33" Deck	18236		6471BR
Drive; W/41" Deck	14525		6456BR	33114S; 33115S			
26084S				Drive; W/25", 26", 28", 30" Deck	10749		6455BR
Drive	10749		6455BR	Drive; W/33" Deck	18236		6471BR
26085; 26085BS; 26085S				Drive; W/41" Deck	14525		6456BR
Drive; W/25", 26", 28", 30" Deck	10749		6455BR	33115SC			
Drive; W/33" Deck	18236		6471BR	Drive; W/28", 30" Deck	10749		6455BR
Drive; W/41" Deck	14525		6456BR	Drive; W/33" Deck	18236		6471BR
26086; 26086S				Drive; W/41" Deck	14525		6456BR
Drive	10749		6455BR	33127BE; 33128BE; 33128RE; 33128TVE; 33147BVE; 33147KE; 33148KVE			
26657; 26657BE; 26659BE				Drive	18236		6471BR
Drive	18236		6471BR	41085; 41085S			
28083; 28083S				Drive; W/25", 26", 28", 30" Deck	10749		6455BR
Drive; W/25", 26", 28", 30" Deck	10749		6455BR	Drive; W/33" Deck	18236		6471BR
Drive; W/33" Deck	18236		6471BR	Drive; W/41" Deck	14525		6456BR
28084; 28084S; 28085; 28085S				41115S			
Drive; W/25", 26", 28", 30" Deck	10749		6455BR	Blade; W/28", 30" Deck	10749		6455BR
Drive; W/33" Deck	18236		6471BR	Blade; W/33" Deck	18236		6471BR
Drive; W/41" Deck	14525		6456BR	Blade; W/41" Deck; W/2-Blades	14525		6456BR
28086; 28086S							
Drive	10749		6455BR				

Belts for Riding Mowers

Application	OEM No.	Standard Belts	Premium Belts	Application	OEM No.	Standard Belts	Premium Belts
SNAPPER - Continued				SNAPPER - Continued			
41115SC				301016BE - Continued			
Drive; W/28", 30" Deck	10749		6455BR	Drive; Late	43844		6635BR
Drive; W/33" Deck	18236		6471BR	301123BVE; 301123HVE			
Drive; W/41" Deck	14525		6456BR	Drive	43844		6635BR
41116S				301213BE			
Blade; W/28", 30" Deck	10749		6455BR	Deck	14525		6456BR
Blade; W/33" Deck	18236		6471BR	Drive	22252		6471BR
Blade; W/41" Deck; W/2-Blades	14525		6456BR	301214BE			
41128BE				Drive	22252		6471BR
Drive	18236		6471BR	301215BE			
42113S				Drive	28619		6975
Blade	12524		6990	301216BE			
83304 Hydrostat				Drive; Early	44637		6975
Belt; W/33" Deck	14799		6378	Drive; Late	43844		6635BR
Belt; W/48" Deck; W/108" Belt O.C.	14525		6456BR	301318BE; 301323BVE			
Belt; W/48" Deck; W/94" Belt O.C.	14801		6710BR	Drive	43844		6635BR
250610T; 250612T				301411KVE; 301413KVE; 331313BE			
Drive	22252		6471BR	Deck	14525		6456BR
250811BE				Drive	22252		6471BR
Deck	14525		6456BR	331314BE			
Drive	22252		6471BR	Drive	22252		6471BR
250812BE				331323HVE			
Drive	22252		6471BR	Drive	43844		6635BR
250813BE				331411KVE; 331413KVE			
Deck	14525		6456BR	Deck	14525		6456BR
Drive	22252		6471BR	Drive	22252		6471BR
250814B; 250814BE; 250815B; 250815BE;				331414BE; 331414KVE			
250816B; 250816BE; 260610T; 260612T;				Drive	22252		6471BR
260810BE; 260810T				331415BVE; 331415KVE			
Drive	22252		6471BR	Drive	28619		6975
280812BE				331416BVE; 331416KVE			
Drive	22252		6471BR	Drive; Early	44637		6975
280813BE				Drive; Late	43844		6635BR
Deck	24497		6456BR	331518KVE; 331523BVE; 331523KVE			
Drive	22252		6471BR	Drive	43844		6635BR
280914BE				381450HBVE; 381451HBVE			
Drive	22252		6471BR	Deck	58231		6857
280915BE				Eng. To Deck	71991		6860
Drive	28619		6975	Eng. To Hydro.	47117		6829
281011BE				411611BVE; 421613BVE			
Deck	14525		6456BR	Deck	14525		6456BR
Drive	22252		6471BR	Drive	22252		6471BR
281013BE				421613BVE1; 421614BVE; 421614TVE			
Deck	24497		6456BR	Deck	24497		6456BR
Drive	22252		6471BR	2690249			
281014BE				Trans.	1707346		6842
Drive	22252		6471BR	2690647			
281016BE				Hydro.	5101033		6637BR
Drive; Early	44637		6975	Deck; W/50" Deck	5023255		6876BR
Drive; Late	43844		6635BR	2690801			
281123BV; 281123HVE; 281318BE; 281323BVE				Trans.	1707346		6842
Drive	43844		6635BR	2690808			
300810BE; 300810T; 300812B; 300812BE				Trans.	1728008		6709BR
Drive	22252		6471BR	Deck Drive	1732955		6710BR
300813BE				2690809			
Deck	14525		6456BR	Trans.	1728008		6709BR
Drive	22252		6471BR	Deck Drive	1732955		6715BR
300914BE				2690846			
Drive	22252		6471BR	Trans.	1728008		6709BR
300915BE				Deck Drive	1732955		6710BR
Drive	28619		6975	2690847			
301011BE; 301013BE				Trans.	1728008		6709BR
Deck	14525		6456BR	Deck Drive	1732955		6715BR
Drive	22252		6471BR	2690848			
301014BE				Trans.	1728008		6709BR
Drive	22252		6471BR	Deck Drive	1736516		6727BR
301016BE				2690858			
Drive; Early	44637		6975	Trans.	7101794		6474BR

Lawn & Garden Equipment

Belts for Riding Mowers

Application	OEM No.	Standard Belts	Premium Belts	Application	OEM No.	Standard Belts	Premium Belts
SNAPPER - Continued				SNAPPER - Continued			
2690858 - Continued				7800387 - Continued			
Primary	1727869		6798BR	Blade Drive	1732204		6524BR
Secondary	720404		6475BR	7800392			
2810523BVE				Hydro	1732224		6697BR
Drive	43844		6635BR	Deck Drive	7102246		6675BR
2811511BE				7800393			
Deck	14525		6456BR	Hydro	1732224		6697BR
Drive	22252		6471BR	Deck Drive	1732966		6765BR
3010523BV				7800394			
Drive	43844		6635BR	Hydro	1732224		6697BR
3011511BE; 3312511BE; 3312513BE				Blade Drive	1732204		6524BR
Deck	14525		6456BR	7800478; 7800542; 7800545; 7800545E; 7800546			
Drive	22252		6471BR	Trans.	7101794		6474BR
3314518BVE				Primary	1727869		6798BR
Drive	43844		6635BR	Secondary	720404		6475BR
5900681				7800620			
Hydro	5101033		6637BR	Hydro	1732224		6697BR
5900682; 5900685				Deck Drive	7102246		6675BR
Hydro	5101033		6637BR	7800621			
Deck Drive	5023255		6876BR	Hydro	1732224		6697BR
5900706				Deck Drive	1732966		6765BR
Deck; W/50" Deck	5023255		6876BR	7800647; 7800649			
5900731				Deck Drive	7022252		6471BR
Hydro	5022173		6743BR	7800652			
Deck; W/48" Deck	5101301		6567BR	Deck Drive	7043844		6635BR
5900760				BH120G38AB			
Hydro	5101033		6637BR	Deck	24614		6898
Deck Drive	5023255		6876BR	Traction	24039		6897
5900768				BH140G42AB			
Hydro	5101033		6637BR	Deck; 1993	14799		6378
5900775				Traction; 1993	29641		6765BR
Hydro	5101033		6637BR	Traction; 1994	25042		6898
Deck Drive	5102145		6708BR	BH140H33BBV			
5900946				Deck	26546		6856
Hydro	5101033		6637BR	Traction	28585		6896
Deck Drive	5023255		6876BR	BH140H38BBV			
5900982				Deck	29641		6765BR
Hydro	5022173		6743BR	Traction	28334		6894
Deck Drive	5101301		6567BR	CZT19480KVV; CZT19481KVV			
7084940; 7085622				Deck Drive	7011219		6745BR
Deck Drive	7022252		6471BR	E250811B; E250811BE; E250813B; E250813BE			
7800009				Deck	14525		6456BR
Hydro	7100102		6871BR	Drive	22252		6471BR
Deck; W/38" Deck	7100691		6684BR	E250814BE; E250815BE; E250816BE			
7800010				Drive	22252		6471BR
Hydro	7100102		6871BR	E250818BE			
Deck; W/42" Deck	7100419		6874BR	Drive	10749		6455BR
7800011				E280813BE			
Hydro	7100102		6871BR	Deck	14525		6456BR
Deck; W/50" Deck	7100515		6745BR	Drive	22252		6471BR
7800102				E280915BE			
Deck; W/28" Deck	22252		6471BR	Drive	28619		6975
7800103				E281011BE			
Deck; W/30" Deck	22252		6471BR	Deck	14525		6456BR
7800104				Drive	22252		6471BR
Deck; W/28" Deck	22252		6471BR	E281014BE			
7800107				Drive	22252		6471BR
Deck; W/33" Deck	43844		6635BR	E281016BE			
7800254				Drive	43844		6635BR
Deck Drive	7043844		6635BR	E281018BE			
7800269				Drive	10749		6455BR
Hydro	1732224		6697BR	E281022BE			
Deck Drive	7102246		6675BR	Drive	43844		6635BR
7800386				E281213BE			
Hydro	1732224		6697BR	Deck	14525		6456BR
Deck Drive	1732966		6765BR	Drive	22252		6471BR
7800387				E281216BE; E281222BE; E281318BE			
Hydro	1732224		6697BR	Drive	43844		6635BR

Belts for Riding Mowers

Application	OEM No.	Standard Belts	Premium Belts	Application	OEM No.	Standard Belts	Premium Belts
SNAPPER - Continued				SNAPPER - Continued			
E331313BE				GT18H414K			
Deck	14525		6456BR	Traction	17508		6827
Drive	22252		6471BR	GT18H484K			
E331314BE				Deck	14801		6710BR
Drive	22252		6471BR	Drive	24497		6456BR
E331315BVE				Traction	17508		6827
Drive	28619		6975	GT180H			
E331316BVE				Deck; W/33" Deck	14799		6378
Drive	43844		6635BR	Primary; W/48" Deck	14801		6710BR
E331411KVE; E331413KVE				Secondary; W/48" Deck	24497		6456BR
Deck	14525		6456BR	Traction	17508		6827
Drive	22252		6471BR	GT180H334K; GT180H335K			
E331414KVE				Deck	14799		6378
Drive	22252		6471BR	Traction	17508		6827
E331415KVE				GT180H414K; GT180H415K; GT180H425K; GT180H425KV			
Drive	28619		6975	Traction	17508		6827
E331416KVE; E331518KVE; E331522KVE				GT180H485K			
Drive	43844		6635BR	Primary	14801		6710BR
E421613BV; E2811511BE; E3312511BE; E3312513BE				Secondary	24497		6456BR
Deck	14525		6456BR	Traction	17508		6827
Drive	22252		6471BR	GT180H485KV			
EGT180H335K				Deck	24497		6456BR
Deck	14799		6378	Drive	14801		6710BR
Traction	17508		6827	Traction	17508		6827
EGT180H425K				GYT12333; GYT16333			
Traction	17508		6827	Deck	14799		6378
ELT115D331B				HM218019BE			
Deck	23710		6861	Drive	22252		6471BR
Traction	23626		5701	HT18330			
ELT120G33AB				Deck	14799		6378
Deck	26546		6856	Traction	23900		6825
Traction	24039		6897	HT18410			
ELT125D331KV				Traction	23900		6825
Deck	23710		6861	HT18480			
Traction	23626		5701	Primary	14801		6710BR
ELT125G33AB				Secondary	24497		6456BR
Deck	26546		6856	Traction	23900		6825
Traction	24039		6897	HZ14330BVE			
ELT125G33BB				Deck	35389		6820BR
Deck	26546		6856	HZ14380BVE			
Traction	29641		6765BR	Deck	29308		6890
ELT125G38AB				HZ15420KVE			
Deck	24614		6898	Deck	36585		6710BR
Traction	24039		6897	HZS15422KVE			
ELT125G331K				Deck	35389		6820BR
Deck	23710		6861	HZS18482BVE			
ELT140H33ABV				Deck	29308		6890
Deck	26546		6856	HZT21480BV; HZT21481BV			
Traction	28051		6894	Deck Drive	7011219		6745BR
ELT140H33BBV				LT11			
Deck	26546		6856	Belt; W/33" Deck; W/103" Belt O.C.	14799		6378
Traction; 1995	28334		6894	Belt; W/33" Deck; W/99" Belt O.C.	14560		6899
Traction; 1996	28585		6896	Belt; W/41" Deck; W/135" Belt O.C.	14398		A133
ELT140H331K				LT12			
Deck	23710		6861	Belt; W/33" Deck; W/103" Belt O.C.	14799		6378
Traction	16724		A110	Belt; W/33" Deck; W/99" Belt O.C.	14560		6899
ELT160H422BV				Belt; W/41" Deck; W/135" Belt O.C.	14398		A133
Deck	14799		6378	Belt; W/48" Deck; W/108" Belt O.C.	14525		6456BR
EM250819BE; EM250821BE; EM281019BE; EM281021BE				Drive	14801		6710BR
Drive	22252		6471BR	LT12D			
G25066; G28086SB				Belt; W/33" Deck	23626		5701
Drive	10749		6455BR	LT12D330B; LT12D331B; LT12D331TV			
GT18H334K				Deck	23710		6861
Deck	14799		6378	Traction	23626		5701
Traction	17508		6827	LT12D410B			
				Deck	14799		6378
				Traction; Ser. No. 05003133 & After	23626		5701

Lawn & Garden Equipment

Belts for Riding Mowers

Application	OEM No.	Standard Belts	Premium Belts	Application	OEM No.	Standard Belts	Premium Belts
SNAPPER - Continued				SNAPPER - Continued			
LT12D411B; LT12D411TV				LT140H38ABV - Continued			
Deck	14799		6378	Traction; 1995	28334		6894
Traction	23626		5701	LT140H38BBV			
LT14H331KV				Deck	25042		6898
Deck	23710		6861	Traction	28334		6894
Traction	16724		A110	LT140H331K			
LT14H411KV				Deck	23710		6861
Deck	14799		6378	Traction	16724		A110
Traction	16724		A110	LT140H411K			
LT16				Deck	14799		6378
Belt; W/33" Deck; W/103" Belt O.C.	14799		6378	Traction	16724		A110
Belt; W/33" Deck; W/99" Belt O.C.	14560		6899	LT140H422KV			
Belt; W/41" Deck; W/135" Belt O.C.	14398		A133	Deck	14799		6378
Belt; W/48" Deck; W/108" Belt O.C.	14525		6456BR	LT145H33FBV			
Drive	14801		6710BR	Deck	26546		6856
LT115D331B				Traction	72657		6898
Deck	23710		6861	LT145H38CBV			
Traction	23626		5701	Deck	28793		6896
LT115D411B				Traction	28585		6896
Deck	14799		6378	LT145H38DBV			
Traction	23626		5701	Deck	35500		6775BR
LT120D331B				Traction; Gear Model	29641		6765BR
Deck	23710		6861	Traction; Hydro. Model	36584		6896
Traction	23626		5701	LT145H38FBV			
LT120G30AB				Deck	35500		6775BR
Deck	22786		6674BR	Traction	72657		6898
Traction	24039		6897	LT150G42AKV			
LT120G30BB				Traction	25042		6898
Deck	22786		6674BR	LT150H38BBV			
Traction	29641		6765BR	Deck	25042		6898
LT125D381B				Traction	28334		6894
Deck	24614		6898	LT150H422BV; LT150H422KV			
Traction	23626		5701	Deck	14799		6378
LT125G33AB				LT155H42BBV			
Deck	26546		6856	Traction	28334		6894
Traction	24039		6897	LT160H42CBV			
LT125G33BB				Deck	28582		68100
Deck	26546		6856	Traction	28585		6896
Traction	29641		6765BR	LT160H42CBV2			
LT125G38AB				Deck	29205		68100
Deck	24614		6898	Traction	28585		6896
Traction	24039		6897	LT160H42DBV; LT160H42DVB2			
LT125G38AKV				Deck	29205		68100
Deck	26688		6898	Traction	36584		6896
Traction	29641		6765BR	LT160H42FBV; LT160H42FBV2			
LT125G38DB				Deck	29205		68100
Deck	35500		6775BR	Traction	72657		6898
Traction; Gear Model	29641		6765BR	LT160H422BV			
Traction; Hydro. Model	36584		6896	Deck	14799		6378
LT125G331K				LT160H482BV			
Deck	23710		6861	Primary	26305		6853
LT125G411K				Secondary	24497		6456BR
Deck	14799		6378	LT180H48DBV2			
LT125H382KV; LT130H382KV				Deck	28334		6894
Deck	26688		6898	Drive	46926		6685BR
LT140G42AKV				Traction	28585		6896
Deck	14799		6378	LT180H48FBV2			
Traction	29641		6765BR	Deck	28334		6894
LT140H33BBV				Drive	46926		6685BR
Deck	26546		6856	Traction	72657		6898
Traction; 1995	28334		6894	LT2042 (2690578)			
Traction; 1996	28585		6896	Deck; W/42" Deck	1732955		6710BR
LT140H33DBV				Trans.; W/42" Deck	1728008		6709BR
Deck	26546		6856	LT2044 (2690579)			
Traction; Gear Model	29641		6765BR	Arbor; W/44" Deck	1729627		6715BR
Traction; Hydro. Model	36584		6896	Trans.; W/44" Deck	1728008		6709BR
LT140H38ABV				LT2250 (2690580)			
Deck; 1994	24614		6898	Arbor; W/50" Deck	1703466		6484BR
Deck; 1995	25042		6898	Trans.; W/50" Deck	1728008		6709BR
Traction; 1994	28051		6894				

Belts for Riding Mowers

Application	OEM No.	Standard Belts	Premium Belts	Application	OEM No.	Standard Belts	Premium Belts
SNAPPER - Continued				SNAPPER - Continued			
LT2342				RER13530			
Trans.	1728008		6709BR	Trans.	1707346		6842
Deck Drive	1732955		6710BR	RER17533			
LT2446				Deck Drive	7043844		6635BR
Trans.	1728008		6709BR	RLT115D331B			
Deck Drive	1732956		6715BR	Deck	23710		6861
LT12332				Traction	23626		5701
Deck	14799		6378	RLT125G38AKV			
LT12482				Deck	26688		6898
Primary	14801		6710BR	Traction	29641		6765BR
Secondary	24497		6456BR	RLT125G331K			
LT12502; LT16001; LT16002				Deck	23710		6861
Deck; W/33" Deck	14799		6378	RLT140H331K			
Primary; W/48" Deck	14801		6710BR	Deck	23710		6861
Secondary; W/48" Deck	24497		6456BR	Traction	16724		A110
LT16332				RLT140H422KV; RYT16D334K			
Deck	14799		6378	Deck	14799		6378
LT16482				S50XB2648			
Primary	14801		6710BR	Hydro. Drive	5022173		6743BR
Secondary	24497		6456BR	Deck Drive	5101301		6567BR
LT18538 (2690577)				S50XKAV1936			
Deck; W/38" Deck	1732204		6524BR	Hydro. Drive	5022173		6743BR
Trans.; W/38" Deck	1728008		6709BR	S50XKAV1948			
LT23460 AWS				Hydro. Drive	5022173		6743BR
Trans.	7101794		6474BR	Deck Drive	5101301		6567BR
Primary	1727869		6798BR	S50XKAV2036			
Secondary	720404		6475BR	Hydro. Drive	5022173		6743BR
LTD Series				S50XKAV2048			
Belt; W/41" Deck	14799		6378	Hydro. Drive	5022173		6743BR
M25089TE; M28128BE; M33148KVE				Deck Drive	5101301		6567BR
Drive	18236		6471BR	S50XTB2436			
M250819BE; M250821BE; M280817B;				Hydro. Pump	5022173		6743BR
M280917B; M280917BE; M280919B;				Deck Drive	5021650		6665BR
M280921B; M281019BE; M281021BE; M300917B				S50XTB2748			
Drive	22252		6471BR	Hydro. Pump	5022173		6743BR
M300917BE; M300919B; M300919BE;				Deck Drive	5101301		6567BR
M300921B; M300921BE; M301019BE;				S50XTKAV1936			
M301021BE				Hydro. Pump	5022173		6743BR
Drive	22252		6471BR	Deck Drive	5021650		6665BR
MZM2200KH Pro Cruiser				S50XTKAV1948			
Deck; W/52" Deck	42776		B118	Hydro. Pump	5022173		6743BR
Drive; W/52", 61" Deck	35543		②6837	Deck Drive	5101301		6567BR
Traction; W/52", 61" Deck	45254		②6834	S75XKAV2252			
N250816B; N250816BE				Eng. To Deck	5102040		6615BR
Drive	22252		6471BR	Blade Drive	5102035		6615BR
N281016BE				S75XKAV2352			
Drive; Early	44637		6975	Hydro. Pump	5100555		6772BR
Drive; Late	43844		6635BR	Eng. To Deck	5102040		6615BR
NLT120G30DB				Blade Drive	5102035		6615BR
Deck	22786		6674BR	S75XKAV2652			
Traction; Gear Model	29641		6765BR	Eng. To Deck	5102040		6615BR
Traction; Hydro. Model	36584		6896	Blade Drive	5102035		6615BR
NZM21523KWV; NZM25523KWV				S150XKAV2048; S150XKAV2148			
Secondary Drive	7029266		6728BR	Hydro. Drive	5100923		6482BR
NZM25613KWV; NZM27613KH				Deck Drive	5023297		6767BR
Primary Drive	7071766		6877BR	S150XKAV2252; S150XKAV2552			
NZMJ23523KH				Hydro. Drive	5100923		6482BR
Secondary Drive	7029266		6728BR	Deck Drive	5023435		6768BR
NZMJ25613KH				S150XKOH2348			
Primary Drive	7071766		6877BR	Hydro. Drive	5100923		6482BR
R25089TE; R25089TVE				Deck Drive	5023297		6767BR
Drive	18236		6471BR	S150XKOH2752			
R250811BE; R281213BE; R2811511BE;				Hydro. Drive	5100923		6482BR
R3312511BE; R3312513BE				Deck Drive	5023435		6768BR
Deck	14525		6456BR	S150XTB2648			
Drive	22252		6471BR	Deck Drive	5023297		6767BR
RER11528; RER12528				S150XTB2852			
Deck Drive	7022252		6471BR	Deck Drive	5103395		6936BR

② Two Required.

Belts for Riding Mowers

Application	OEM No.	Standard Belts	Premium Belts
SNAPPER - Continued			
S150XTKAV2448			
Deck Drive	5023297		6767BR
S150XTKAV2452			
Deck Drive	5103395		6936BR
S175XY20D52; S175XY24D61			
Deck Drive; W/Side Discharge	5101825		6902BR
Deck Drive; W/Rear Discharge	5102269		6880BR
S200XBV32			
Hydro. Drive	5101029		6630BR
Deck Drive; W/61" Deck	5100893		6747BR
Deck Drive; W/72" Deck	5022399		6722BR
S200XKAV2561; S200XKAV2661; S200XKAV2761; S200XKOH2761			
Hydro. Drive	5101029		6630BR
Deck Drive	5100893		6747BR
S200XTB2861; S200XTB3061			
Hydro. Pump	5102013		6506BR
Deck Drive	5103390		6937BR
S200XTB3072			
Hydro. Pump	5102013		6506BR
S200XTBV2861			
Hydro. Drive	5101029		6630BR
Deck Drive	5100893		6747BR
S200XTBV3261			
Hydro. Pump	5102013		6506BR
Deck Drive	5103390		6937BR
S200XTBV3272			
Hydro. Pump	5102013		6506BR
S200XTBV3661			
Hydro. Pump	5102013		6506BR
Deck Drive	5103390		6937BR
S200XTBV3672			
Hydro. Pump	5102013		6506BR
S200XTBVP3261; S200XTKAV2661			
Hydro. Pump	5102013		6506BR
Deck Drive	5103390		6937BR
S800XBV31; S800XY30D			
Deck Drive; W/72" Deck	5022435		6933BR
SPX2146			
Trans.	1728008		6709BR
Deck Drive	1732956		6715BR
SPX2452			
Trans.	1728008		6709BR
Deck Drive	1736516		6727BR
W280923B; W301023BVE			
Drive	43844		6635BR
WM280921B; WM301021BE			
Drive	22252		6471BR
YT12D			
Deck; W/33" Deck	14799		6378
Primary; W/48" Deck	14801		6710BR
Secondary; W/48" Deck	24497		6456BR
YT12D334B			
Deck	14799		6378
YT16D			
Deck; W/33" Deck	14799		6378
Primary; W/48" Deck	14801		6710BR
Secondary; W/48" Deck	24497		6456BR
YT16D334B; YT16D334K			
Deck	14799		6378
YT16D484; YT16D484B			
Primary	14801		6710BR
Secondary	24497		6456BR
YT16D484K			
Deck	24497		6456BR
Drive	14801		6710BR
YT18H			
Deck; W/33" Deck	14799		6378
Primary; W/48" Deck	14801		6710BR

Application	OEM No.	Standard Belts	Premium Belts
SNAPPER - Continued			
YT18H - Continued			
Secondary; W/48" Deck	24497		6456BR
Traction	23900		6825
YT18H334K			
Deck	14799		6378
Traction	23900		6825
YT18H414K			
Traction	23900		6825
YT18H484K			
Primary	14801		6710BR
Secondary	24497		6456BR
Traction	23900		6825
YT12333; YT16333			
Deck	14799		6378
YT16483			
Primary	14801		6710BR
Secondary	24497		6456BR
YZ13331BE			
Deck	35389		6820BR
Drive	29117		6950
Hydro.	41823		6842
YZ13381BE			
Deck	29308		6890
Drive	29117		6950
Hydro.	41823		6842
Z1202B; Z1203B			
Eng. To Deck	79780		B106
Hydro.	79776		6873
Z1402K			
Cross Deck	79778		6524BR
Eng. To Deck	79779		6702BR
Hydro.	79776		6873
Z1404K			
Cross Deck	79778		6524BR
Eng. To Deck	79779		6702BR
Hydro.	62465		6882
Z1802K			
Cross Deck; W/42" Deck	79778		6524BR
Cross Deck; W/48" Deck	79777		6653BR
Eng. To Deck; W/42", 48" Deck	79779		6702BR
Hydro.; W/42", 48" Deck	79776		6873
Z1804K			
Cross Deck; W/42" Deck	79778		6524BR
Cross Deck; W/48" Deck	79777		6653BR
Eng. To Deck; W/42", 48" Deck	79779		6702BR
Z1805K			
Cross Deck; W/48" Deck	79777		6653BR
Cross Deck; W/60" Deck	79186		6633BR
Eng. To Deck; W/48" Deck	79779		6702BR
Eng. To Deck; W/60" Deck	79781		6866BR
Main Drive; W/48", 60" Deck	62465		6882
Z2002K			
Cross Deck; W/42" Deck	79778		6524BR
Cross Deck; W/48" Deck	79777		6653BR
Cross Deck; W/60" Deck	79186		6633BR
Eng. To Deck; W/42", 48" Deck	79779		6702BR
Eng. To Deck; W/60" Deck	79781		6866BR
Hydro.; W/42", 48", 60" Deck	79776		6873
Z2004K			
Cross Deck; W/42" Deck	79778		6524BR
Cross Deck; W/48" Deck	79777		6653BR
Cross Deck; W/60" Deck	79186		6633BR
Eng. To Deck; W/42", 48" Deck	79779		6702BR
Eng. To Deck; W/60" Deck	79781		6866BR
Hydro.; W/42", 48", 60" Deck	62465		6882
Z2205KV			
Cross Deck; W/48" Deck	79777		6653BR
Cross Deck; W/60" Deck	79186		6633BR
Eng. To Deck; W/48" Deck	79779		6702BR
Eng. To Deck; W/60" Deck	79781		6866BR

Belts for Riding Mowers

Lawn & Garden Equipment

Application	OEM No.	Standard Belts	Premium Belts	Application	OEM No.	Standard Belts	Premium Belts
SNAPPER - Continued				SPEEDEX - Continued			
ZF2100DKU				840			
Deck Drive; W/52", 61" Deck	41830		②6837	Drive; W/Stationary Eng.	3926831		6983
Driveshaft To Hydro.; W/52", 61" Deck	35544		②6834	1020; 1030			
ZF2200K				Drive; W/Sliding Eng.	3926964		6964
Deck Drive; W/61" Deck	35543		②6837	1040; 1040A			
Driveshaft - Upper; W/61" Deck	35544		②6834	Drive; W/Stationary Eng.	3926831		6983
ZF2300GKU Turf Cruiser				1130			
Deck Drive; W/52", 61", 73" Deck	41830		②6837	Drive; W/Sliding Eng.	3926964		6964
Driveshaft To Hydro.; W/52", 61", 73" Deck	35544		②6834	1140; 1240			
ZF2500K				Drive; W/Stationary Eng.	3926831		6983
Deck Drive; W/52", 61" Deck	35543		②6837	1320; 1420; 1430; 1630			
Driveshaft - Upper; W/52", 61" Deck	35544		②6834	Drive; W/Sliding Eng.	3926964		6964
ZF2500KH Turf Cruiser				1630T			
Deck Drive; W/52", 61", 73" Deck	35543		②6837	Drive; W/Sliding Eng.	3926968		6968
Driveshaft - Upper; W/52", 61", 73" Deck	35544		②6834	1632			
ZM2200K; ZM2500KH Pro Cruiser				Drive	3926967		6967
Drive; W/52", 61" Deck	35543		②6837	Hyd. Pump	3916834		6834
Traction; W/52", 61" Deck	45254		②6834	1640			
ZT2042 (2690645)				Drive; W/Stationary Eng.	3926831		6983
Eng. To Deck; W/42" Deck	1732966		6765BR	1682			
Trans.; W/42" Deck	1732224		6697BR	Drive	3926967		6967
ZT2142				1832			
Hydro. Drive	1732224		6697BR	Drive; W/Sliding Eng.	3926967		6967
Deck Drive	1732966		6765BR	Hyd. Pump	3916340		6832
ZT2446				2022			
Hydro. Drive	5101033		6637BR	Eng. To Deck Drive			6938
Deck Drive	5102145		6708BR	Eagle			
ZT2450 (2690647)				Drive			6983
Arbor; W/50" Deck	1732204		6524BR	S14			
Trans.; W/50" Deck	1732224		6697BR	Drive	3926963		6963
ZT2648				S17			
Hydro. Drive	5022173		6743BR	Drive; W/Sliding Eng.	3926964		6964
Deck Drive	5101301		6567BR	Drive; W/Stationary Eng.	3926943		6943
ZT2650				S18			
Hydro. Drive	1732224		6697BR	Drive; W/Sliding Eng.	3926964		6964
Blade Drive	1732204		6524BR	S19			
ZT2652				Drive; W/Stationary Eng.	3926831		6983
Hydro. Drive	7100102		6871BR	S23; S24			
ZT2654				Drive; W/Sliding Eng.	3926964		6964
Hydro. Drive	5101033		6637BR	S24VS			
ZT2746				Drive; W/Stationary Eng.	3926947		6947
Hydro. Drive	7100102		6871BR	S32			
Deck Drive	7103788		6707BR	Drive	3926960		6996
ZT18533				P.T.O.	3926933		6933
Hydro. Drive	1732224		6697BR	SPEIGEL			
Deck Drive	7102246		6675BR	133-434; 133-640			
ZU2013K				Blade	7540127		6966
Deck; W/48" Deck	79182		A105	Drive; W/25" Belt O.C.	7540135		6925
Deck; W/60" Deck	79186		6633BR	Drive; W/31" Belt O.C.	7540136		6931
Eng. To Deck; W/48" Deck	79563		6987	136-485			
Eng. To Deck; W/60" Deck	62065		6990	Blade	7540151		6967
ZU2014K				Trans.	7540191		6865
Cross Deck; W/48" Deck	79777		6653BR	140-760			
Cross Deck; W/60" Deck	79186		6633BR	P.T.O.	7540123		3V335
Eng. To Deck; W/48" Deck	62065		6990	Trans.	7540124		6857
Primary Drive; W/48", 60" Deck	62321		6844	146-672			
Secondary Drive; W/48", 60" Deck	62322		6877	Blade	7540184		6852
SOUTHLAND				Deck	7540180		6510BR
RR245; RR254; RR255				Trans.	7540182	3810	6981
Belt; W/25" Belt O.C.	RR705	3250	6925	SPIRIT II			
Belt; W/44" Belt O.C.	RR703	2440	6844	1130; 1230			
SPEEDEX				Blade			A110
820				P.T.O.			6850
Drive; W/Sliding Eng.	3926964		6964	Trans.	360237		6834
832D							
Drive	3926974		6974				
Hyd. Pump	3912400		6840				

② Two Required.

Belts for Riding Mowers

Application	OEM No.	Standard Belts	Premium Belts	Application	OEM No.	Standard Belts	Premium Belts
SPRINGFIELD				STEINER TURF - Continued			
60A-1				220			
Blade	60A34		6932	Attachment Drive; W/Kubota WG600-B			
60AMR				Eng.	A40		6842
Blade	60F100		6828	Deck; W/MX40 Deck; W/Kubota WG600-B			
Eng. To Trans.	60F99		6869	Eng.	81B158		B158
61A; 61AB				Fan & Alt.; W/Kubota WG600-B Eng.	REMF1320		7320
Blade	60A34		6932	P.T.O.; W/2WD; W/Kubota WG600-B			
61D; 61DE				Eng.; W/1/2" Belt T.W.	81A034		6836
Blade	60A34		6932	P.T.O.; W/2WD; W/Kubota WG600-B			
J.S. To Trans.	61D15		6826	Eng.; W/21/32" Belt T.W.	85360		6936
Eng. To J.S.	61D19		6843	410			
61VRB; 61VRC				Drive	81A040		6842
Belt; W/32" Belt O.C.	61V38		6732	P.T.O.			6942
62A; 62AB				420			
Blade	60A34		6932	P.T.O.; W/4WD	81A038		6839
62D; 62DE				425			
Blade	60A34		6932	P.T.O.	81A042		6844
J.S. To Trans.	61D15		6826	525			
Eng. To J.S.	61D19		6843	Attachment Drive; W/Kubota 90S Eng.	81B041		6944
63A				Fan & Alt.; W/Kubota 90S Eng.			7375
Blade	60A34		6932	P.T.O.; W/Kubota 90S Eng.			6945
63D; 63DE				720			
Blade	60A34		6932	Attachment Drive	81A055		6857
J.S. To Trans.	61D15		6826	Eng. To Pump	81A041		6843
Eng. To J.S.	61D19		6843	Mower Clutch	81A041		6843
64A; 64D; 64DE				Drive; W/Packer Drive	81A035		6837
Blade	60A34		6932	D16			
65LT6; 65LT6E				Eng. To Pulley; Ser. No. AGN231			6840
Blade	60A34		6932	Pulley To Hyd. Pump; Ser. No. AGN231			6849
Eng. To J.S.	61D19		6843	MPV			
Trans. To J.S.	61D15		6826	Broom Attachment			6849
66CTM; 66CTME				Flail Mower Attachment			6849
Blade	66CT257		3V670	Mower Deck Attachment			6849
Eng.	61TR83	2310	6831	Power Blower Attachment			6849
Starter/Gen.	61TR304		7320	Snow Blower Attachment			6861
3001HR				Tiller Attachment			6849
Drive	2137	3440	6944	Paraplegic			
Reverse	2170	2170	6817	Mower Attachment; W/48" Deck	81A128		A128
3002H; 3003H; 3004H				Mower Attachment; W/60" Deck	81A144		A144
Belt; W/35" Belt O.C.	2422B	3350	6935	Mower Attachment; W/72" Deck	81A180		A180
Belt; W/46" Belt O.C.	2138	3460	6946	Drive	81A105		68107
Belt; W/57" Belt O.C.	3317	3570	6957	S18			
Reverse			6817	P.T.O. To Deck	81A40		6842
Starter/Gen.	61TR304		7320	S20			
3005HR				Fan & Alt.	REMF1350		7350
Drive	2137	3440	6944	P.T.O.	81A38		6840
Reverse	2170	2170	6817	P.T.O. To Deck	81A40		6842
AMR49; EC59; EC63C; EC64C; EC65LT				Three Wheeler			
Belt; W/35" Belt O.C.	59080		6835	P.T.O. To Tiller	81A47		6849
STEINER TURF				Turfmaster			
2X4				Belt; W/48" Deck	81A128		A128
Broom Attachment			6844	Belt; W/60" Deck	81A144		A144
Flail Mower Attachment			6844	Belt; W/72" Deck	81A180		A180
Mower Deck Attachment			6844	P.T.O.; W/49" Belt O.C.	81A47		6849
Power Blower Attachment			6844	P.T.O.; W/70" Belt O.C.	81A68		6870
Reel Attachment			6847	SUNBEAM CORP.			
Snow Blower Attachment			6857	RR100			
Tiller Attachment			6844	Belt	4638		6830
4X4				RR500			
Attachment Drive; W/41" Belt O.C.	81A039		6841	Drive	11144		6835
Attachment Drive; W/42" Belt O.C.	81A040		6842	Trans.			6852
Broom Attachment	A40		6842	SUNSHINE			
Flail Mower Attachment	A40		6842	E-Z Roll			
Loader Attachment			6828	Drive; W/12 H.P. Eng.	R9084		6986
Mower Deck Attachment	A40		6842	SWISHER			
Power Blower Attachment	A40		6842	Ride King			
Power Edger Attachment			6877	Deck			6850
Reel Attachment			6845	Eng. To J.S.		2490	6849
Snow Blower Attachment	A53		6855	J.S. To Wheel Drive		2230	6823
Tiller Attachment	A40		6842				

Belts for Riding Mowers

Lawn & Garden Equipment

Application	OEM No.	Standard Belts	Premium Belts
SWISHER - Continued			
ZT2350A; ZT2450A			
Eng. To Deck	10263		6811BR
Deck Drive	12881		A100
ZT2452			
Deck Drive	BA116		A116
ZT2454			
Hydro. Drive	14451		6810BR
Eng. To Deck	10263		6811BR
Deck Drive	037X66		A45
ZT2560; ZT2660B			
Eng. To Deck	10263		6811BR
ZT2760BP			
Hydro. Drive	14453		6757BR
Deck Drive	037X66		A45
ZT2760KP			
Hydro. Drive	14454		6758BR
Eng. To Deck	12527		A128
Deck Drive	037X66		A45
ZT2766			
Eng. To Deck	037X89		6476BR
Deck Drive	12527		A128
ZT2766BP; ZT2766KP			
Hydro. Drive	14454		6758BR
Eng. To Deck	12527		A128
Deck Drive	037X66		A45
TORO			
8-25			
Blade; Model No. 56128, 56129, 56132, 56133, 70040, 70060	671390		6583BR
Blade; Model No. 70041, 70044, 70060, 70122	980710		6583BR
8-32			
Blade; Model No. 56145, 56185	471420		6559BR
Blade; Model No. 70042	920875		6858
Traction; Model No. 56145, 56185	471410		6224
Traction; Model No. 70042	920870		6831
10-32			
Blade; Model No. 56165, 56190	471420		6559BR
Blade; Model No. 70080, 70100	920875		6858
Traction; Model No. 56165, 56190	471410		6224
Traction; Model No. 70080, 70100	920870		6831
10-32XL			
Blade; Model No. 71140	886260		6851
Traction; Model No. 71140	886270		6861
11-32			
Blade; Model No. 70081, 70142	920875		6858
Traction; Model No. 70081, 70142	920870		6831
12-32			
Blade; Model No. 56175, 56176, 56177, 56195	471420		6559BR
Blade; Model No. 57450	285250		6853
Blade; Model No. 70082, 70084, 70089, 70120, 70140, 70141	920875		6858
Deck; W/12 H.P. Eng.; W/32" Blade	471420		6559BR
Traction; Model No. 56175, 56176, 56177, 56195	471410		6224
Traction; Model No. 57450	282650		A100
Traction; Model No. 70082, 70084, 70089, 70120, 70140, 70141	920870		6831
12-32E			
Blade; Model No. 70171	920875		6858
Traction; Model No. 70171	920870		6831
12-32XL			
Blade; Model No. 71182, 71188, 71189, 71199, 71200, 71201	886260		6851
Traction; Model No. 71182, 71200	886270		6861
Traction; Model No. 71188, 71189, 71199, 71201	944291		6899
12-38HXL			
Blade; Model No. 71181, 71203	886250		6627BR
Traction; Model No. 71181, 71203	886280		6884

Application	OEM No.	Standard Belts	Premium Belts
TORO - Continued			
12-38XL			
Blade; Model No. 71180, 71184, 71202	886250		6627BR
Traction; Model No. 71180	886280		6884
Traction; Model No. 71184, 71202	886240		6895
13-32			
Blade; Model No. 70131, 70183	920875		6858
Traction; Model No. 70131, 70183	920870		6831
13-32XL			
Blade; Model No. 70201, 71209	886260		6851
Traction; Model No. 70201, 71209	944291		6899
13-38HXL			
Blade; Model No. 71191	886250		6627BR
Traction; Model No. 71191	886280		6884
13-38XL			
Blade; Model No. 71185, 71190, 71191, 71205, 71208, 71213	886250		6627BR
Traction; Model No. 71185, 71190, 71208	886270		6861
Traction; Model No. 71191, 71213	886280		6884
Traction; Model No. 71205; Ser. No. 5900001-5999999	886240		6895
Traction; Model No. 71205; Ser. No. 6900001-6999999	886270		6861
14-38HXL			
Blade; Model No. 71193, 71215, 71219	886250		6627BR
Hydro.; Model No. 71193, 71215, 71219	886280		6884
14-38XL			
Blade; Model No. 71198, 71215, 71217, 71220	886250		6627BR
Traction; Model No. 71198, 71220	886270		6861
Traction; Model No. 71215, 71217	886280		6884
15-38HXL			
Blade; Model No. 71221, 71240	886250		6627BR
Traction; Model No. 71221, 71240	886280		6884
15-44HXL			
Hydro.; Model No. 71192, 71196, 71218	933883		6463BR
16-38HXL			
Blade; Model No. 71225	886250		6627BR
Traction; Model No. 71225	886280		6884
16-38HXL			
Blade; Model No. 71223	886250		6627BR
Traction; Model No. 71223	886270		6861
16-38HXL			
Blade; Model No. 71226	886250		6627BR
Traction; Model No. 71226	886270		6861
16-44HXL			
Hydro.; Model No. 71196, 71197, 71218	933883		6463BR
16-44HXL			
Hydro.; Model No. 71280	933883		6463BR
110-4			
Drive; Model No. R3-10B403, R3-10B404	113105		6833
P.T.O.; Model No. R3-10B403, R3-10B404	114231		6841
Spindle; Model No. R3-10B403, R3-10B404	114567		6927BR
112-6			
Drive; Model No. R3-12B601, R3-12B602	113105		6833
P.T.O.; Model No. R3-12B601, R3-12B602	114231		6841
Spindle; Model No. R3-12B601, R3-12B602	114567		6927BR
120			
Deck; W/52" Deck	565570		6854
Eng. To Spindle	541380		6874
Eng. Fan	989008		6698BR
210-5			
Blade; W/10 H.P. Eng.	113288		6853
Drive; Model No. 31-10B501	114433		A81
Drive; Model No. 31-10B502, 31-10B503	114860		6893
Trans. To Deck; W/10 H.P. Eng.	114860		6893

Belts for Riding Mowers

Application	OEM No.	Standard Belts	Premium Belts
TORO - Continued			
210-H Drive; Model No. 31-10BE01, 31-10BE02 ..114433			A81
210-H Hydro Deck; W/10 H.P. Eng.114421 Trans.; W/10 H.P. Eng.114433		6854 A81	
212-5 Deck; W/12 H.P., 5-Speed Eng.114860 Drive; Model No. 32-12O501114433 Drive; Model No. 32-12O503114860 Drive; Model No. 32-12O5A1114433 Drive; Model No. R2-12B502, R2-12O501, 32-12B5A2, 32-12B5A3, 32-12O502114860 Drive; Model No. R2-12O502; Ser. No. 2900001-2999999114860 Spindle; Model No. S2-12B602114421 Spindle; W/50" Deck; Model No. R2- 12O502; Ser. No. 3900001-3999999113625 Spindle; W/60" Deck; Model No. R2- 12O502; Ser. No. 3900001-3999999112449		6893 A81 6893 A81 6893 6893 6893 6854	
212-H Deck; W/50" Deck; Model No. R2- 12O502; Ser. No. 3900001-3999999113625 Deck; W/60" Deck; Model No. R2- 12O502; Ser. No. 3900001-3999999112449 Drive; Model No. 32-12OEA1, 32-12OEO1, 32-12OEO2, 32-12OEO3114433 Drive; Model No. R2-12OEO1, 32- 12BEA2, 32-12BEA3114433 Drive; Model No. R2-12OEO2; Ser. No. 2900001-2999999114433 P.T.O.; Model No. R2-12OEO1115968 P.T.O.; Model No. R2-12OEO2; Ser. No. 2900001-2999999115968		B103 B128 A81 6883 A81 6899 6899	
212-H Hydro Cross Drive; W/12 H.P. Eng.113141 Deck; W/12 H.P. Eng.114433		6876 A81	
216-H Drive; Model No. 32-16BE01114433			A81
216-H Hydro Cross Drive; W/16 H.P. Eng.113141 Deck; W/16 H.P. Eng.114433		6876 A81	
223-D Eng. To Deck636240 Eng.928876			6808BR 6739
224 Eng. To Deck636240 Eng.928879 W.P.674410			6808BR 6737 6735
225 Fan & W.P.999156 Eng. To Deck636240			7370 6808BR
227-S Drive; Model No. R2-17K502108427			6463BR
228-D Eng. To Deck636240			6808BR
244-5 Deck; W/14 H.P., 5-Speed Eng. Drive; Model No. 22-14O501111435 Trans.; Model No. 72060111435			6883 A90 A90
244-H Drive; Model No. 22-14OE01114860			6893
246-H Drive; Model No. 42-16BE01, R2-16BE01 ..114860 Trans.; Model No. 72081, 72101114860			6893 6893
264-6 Trans.; Model No. 72042, 72062926719			6898
264-H Trans.; Model No. 72043, 72063926718			6463BR
265-6 Trans.; Model No. 72045; Ser. No. 6900001-6999999926719			6898

Application	OEM No.	Standard Belts	Premium Belts
TORO - Continued			
265-6 - Continued Trans.; Model No. 72045; Ser. No. 7900001-8999999926955 Trans.; Model No. 72047926955			6897 6897
265-H Trans.; Model No. 72046, 72064; Ser. No. 6900001-6999999926718 Trans.; Model No. 72046, 72064; Ser. No. 7900001-8999999926954 Trans.; Model No. 72048, 72070926954			6463BR 6459BR 6459BR
266-H Trans.; Model No. 72083, 72084926718			6463BR
267 Trans.; W/17 H.P. Eng.944399			6974
267-H Trans.; Model No. 72085; Ser. No. 4900001-6999999926718 Trans.; Model No. 72085; Ser. No. 7900001-8999999926954 Trans.; Model No. 72104; Ser. No. 6900001-6999999926718 Trans.; Model No. 72104; Ser. No. 7900001-8999999926954			6463BR 6459BR 6463BR 6459BR
268-H Trans.; Model No. 72086, 72105; Ser. No. 9900001-9999999926954 Trans.; Model No. 72103; Ser. No. 4900001-5999999926718			6459BR 6463BR
269 Trans.; W/19 H.P. Eng.944399			6974
269-H Trans.; Model No. 72102; Ser. No. 6900001-6999999926718 Trans.; Model No. 72102; Ser. No. 7900001-8999999926954			6463BR 6459BR
270-H Trans.; Model No. 72106, 72110, 72115 ...926954			6459BR
310-8 Drive; Model No. 31-10K8017473 Drive; Model No. 31-10K802, 31-10K803 ...787100 Trans.; Model No. 733207473 Trans.; W/10 H.P., 8-Speed Eng.1473			6982 6982 6982 6832
312-8 Drive; Model No. 31-12K8017473 Drive; Model No. 73362, 73380, 734007473 Drive; Model No. 73363, 73428, 73429939808 Drive; Model No. R1-12K804, 31-12K802, 31-12K804787100 Cross Drive; W/8 H.P., 8-Speed Eng.6738 Deck; W/8 H.P., 8-Speed Eng.102742 Trans.; W/8 H.P., 8-Speed Eng.7473			6982 6982 6982 6982 6886 6378 6982
312-H Drive; Model No. 31-10K8017473 Drive; Model No. 31-10K802, 31-10K803, 51-12KE01, 51-12KE02108501			6982
312-H Hydro Cross Drive; W/12 H.P. Eng.6738 Deck; W/12 H.P. Eng.102742 Trans.; W/12 H.P. Eng.7473			6886 6378 6982
314-8 Drive; Model No. 734007473 Drive; Model No. 73402, 73448, 73449939808			6982 6982
314-H Drive; Model No. 73401; Ser. No. 3900001-4999999108501 Drive; Model No. 73401; Ser. No. 5900001-59000260 Drive; Model No. 73401; Ser. No. 59000261-6999999108501 Drive; Model No. 73403108501			6982 6983 6982 6982
316-8 Drive; Model No. R1-16O804 Drive; Model No. 73422, 73441939809			6983 6983

Belts for Riding Mowers

Lawn & Garden Equipment

Application	OEM No.	Standard Belts	Premium Belts	Application	OEM No.	Standard Belts	Premium Belts
TORO - Continued				TORO - Continued			
328-D				03104			
Eng. To Deck	1064383		6539BR	Gen.; Ser. No. 50001 & After	68428		6727
Eng.	989676		7375	Gen.; Ser. No. 60001 & After	68428		6727
416-8				03112			
Cross Drive; W/16 H.P. Eng.	1594		6781BR	Gen.; Ser. No. 800001 & After	68428		6727
Deck; W/16 H.P. Eng.	102742		6378	03115			
Drive; Model No. 31-16O802, 31-16O803, 31-16O804, 73420, 73440			6983	Gen.	68428		6727
Trans.; W/16 H.P. Eng.	114895		6983	3280-D			
416-H				Eng. To Deck	636240		6808BR
Drive; Model No. 41-16OE01, 51-16OE01, 51-16OE02, 73421, 73423	114895		6983	3320			
416-H Hydro				Eng. To Deck	636240		6808BR
Cross Drive; W/16 H.P. Eng.	1594		6781BR	Fan & W.P.	999156		7370
Deck; W/16 H.P. Eng.	102742		6378	3500-D			
Snow Thrower Attachment; W/16 H.P. Eng.	116332		6965	Hydro. Drive	993619		6903BR
Trans.; W/16 H.P. Eng.	114895		6983	Alt.	989676		7375
520-8				5100-D			
Drive; Model No. 41-20O801	114895		6983	Alt. & W.P.	674410		6735
520-H				5200-D; 5210; 5400-D; 5410; 5500-D; 5510; 5610			
Cross Drive; W/20 H.P. Eng.	1594		6781BR	Alt.	989676		7375
Deck; W/20 H.P. Eng.	102742		6378	30185 Pro Line Auto Steer			
Drive; Model No. 41-20OE01, 41-20OE02, 41-20OE073501, 73502, 73520, 73521, R1-20OE02	114895		6983	Recycler To Trans.; W/14 H.P., 4-Speed Eng.; W/48" Blade	269670		6840
Trans.; W/20 H.P. Eng.	114895		6983	30190 Pro Line 118			
520-LXI				Recycler To Trans.; W/18 H.P. Eng.; W/48" Blade	541390		6755BR
Fan; Model No. 73545, 73546, 73547, 73580	959784		7325	30401; 30402; 30450; 30455			
523-DXI				Deck - Left & Right	861960		6626BR
Fan; Model No. 73550, 73551, 73552, 73590	999156		7370	30580; 30581; 30592			
612-Z				Deck Drive	938457		6696BR
Cross Drive	116667		6885	51013; 51053			
Drive; Model No. Y1-12OE02	116527		6843	Deck	31560	2500	6850
Eng. To J.S.	116183		6951	Traction	35585	2430	6843
J.S. To Deck	116666		6977	51060; 51070			
P.T.O.; Model No. Y1-12OE02	116183		6951	Blade	35843		6845
Trans.; W/12.5 H.P. Eng.	116527		6843	Drive; W/43" Belt O.C.	36348		6843
616-Z				Drive; W/47" Belt O.C.	34577		6847
Drive; Model No. Y1-16OEE4, Y1- 16OE01, Y1-16OE02, Y1-16OE03, Y1- 16OE04, 74021, 74041, 74120	116527		6843	52125 (7-25)			
Eng. To J.S.	116183		6951	Deck	262770		6850
P.T.O.; Model No. Y1-16OEE4, Y1- 16OE01, Y1-16OE02, Y1-16OE03, Y1- 16OE04, 74021, 74041, 74120	116183		6951	55000; 55001			
620-Z				Blade			3V670
Drive; Model No. Y1-20OE02, Y1- 20OE03, 74101	116527		6843	Blade - Right	70946		6830
P.T.O.; Model No. Y1-20OE02, Y1- 20OE03, 74101	116183		6951	Trans.	70824		6831
620-ZI				55002; 55003; 55050; 55051; 55055			
Eng. To J.S.	116183		6951	Deck	74228		6848
724-Z				P.T.O.	74231		6833
P.T.O.	448990		6538BR	Traction	74232		6871
1142				55100; 55101			
Deck	362920		6861	Blade			3V670
Mower	362930		6378	Blade - Right	70946		6830
Trans.	282650		A100	Trans.	70824		6831
1144 (57354, 57358)				55150; 55152			
Deck; Ser. No. 700001 & After			6843	Deck	74228		6848
Traction; Ser. No. 700001 & After	282650		A100	P.T.O.	74231		6833
2000-D				Traction	74233		6860
Fan	998153		7365	55166			
03100				Deck; W/48" Belt O.C.	74228		6848
Gen.; Ser. No. 50001 & After	68428		6727	Deck; W/36" Deck	79160		6857
Gen.; Ser. No. 60001 & After	68428		6727	Eng. To J.S.; W/36" Deck	74231		6833
03102				P.T.O.	74231		6833
Gen.; Ser. No. 80001 & After	68428		6727	Spindle; W/57" Belt O.C.	79160		6857
				Spindle; W/36" Deck	74228		6848
				Starter/Gen.; W/36" Deck	70657		7320
				Traction	74232		6871
				Trans.; W/36" Deck	74232		6871
				55200			
				Drive	70550		6727
				Starter/Gen.	70530		6735
				Trans.	70551		3V375
				Belt; W/34" Belt O.C.	70073		6834

Belts for Riding Mowers

Application	OEM No.	Standard Belts	Premium Belts
TORO - Continued			
55233			
Deck	74228	6848	
P.T.O.	74231	6833	
Spindle	79160	6857	
Starter/Gen.	70657	7320	
Traction	74232	6871	
55256			
Deck	74228	6848	
P.T.O.	74231	6833	
Spindle	79160	6857	
Traction	74233	6860	
Trans.	79390	6860	
55275			
Mower Deck	74228	6848	
P.T.O.	74231	6833	
Spindle	79160	6857	
Trans.	79390	6860	
55300			
Drive	70550	6727	
Starter/Gen.	70530	6735	
Trans.	70551	3V375	
Belt; W/34" Belt O.C.	70073	6834	
55301; 55302			
Blade	70073	6834	
Deck	70354	6833	
Drive	70550	6727	
Gen.	70530	6735	
Trans.; W/34" Belt O.C.	70073	6834	
Trans.; W/37 1/2" Belt O.C.	70551	3V375	
Trans.; W/75" Belt O.C.	70630	3V750	
55400			
Drive	70550	6727	
Starter/Gen.	70530	6735	
Trans.	70551	3V375	
Belt; W/34" Belt O.C.	70073	6834	
55401; 55402			
Blade	70073	6834	
Deck	70354	6833	
Drive	70550	6727	
Gen.	70530	6735	
Trans.; W/34" Belt O.C.	70073	6834	
Trans.; W/37 1/2" Belt O.C.	70551	3V375	
Trans.; W/75" Belt O.C.	70630	3V750	
56000			
Eng. To Deck	111710	6853	
Trans.	111730	6835	
56002; 56004			
Blade	262770	6850	
Trans.	192650	6376	
56005			
Eng. To Deck	126550	6854	
Trans.	111730	6835	
56006			
Blade	262770	6850	
Trans.	192650	6376	
56010			
Eng. To Deck	126550	6854	
Trans.	111730	6835	
56015			
Deck	192220	6844	
Traction	126220	6833	
56020; 56022; 56025; 56027			
Deck	188890	6845	
Trans.	192650	6376	
56030			
Blade	188890	6845	
56033			
Deck	188890	6845	
Trans.	192650	6376	
56036; 56044			
Blade	262770	6850	
Trans.	192650	6376	

Application	OEM No.	Standard Belts	Premium Belts
TORO - Continued			
56100			
Blade	111720		6853
Deck	111740		6860
Trans.	111730		6835
56108			
Blade	126430		6846
Deck; W/7 H.P. Eng.	126420		6841
Trans.	196960		6835
56125			
Blade	262770		6850
Trans.	192650		6376
56138			
Traction	471410		6224
56145			
Blade	471420		6559BR
Traction	471410		6224
56150			
Blade	471420		6559BR
Deck	111740		6860
Trans.	111730		6835
56155			
Blade	471420		6559BR
Traction	471410		6224
56170			
Blade	471420		6559BR
56173			
Blade	126430		6846
Deck; W/7 H.P. Eng.	126420		6841
Trans.	196960		6835
56175; 56176; 56177			
Blade	471420		6559BR
56180			
Blade	126430		6846
Deck; W/7 H.P. Eng.	126420		6841
Trans.	196960		6835
56185; 56190; 56195			
Blade	471420		6559BR
56500			
Deck	128260		A43
56525; 56575			
Deck	128260		A43
Traction	126220		6833
57000			
Trans.	70737		6835
Belt; W/31" Belt O.C.; W/4 H.P. Eng.	70824		6831
Belt; W/35" Belt O.C.; W/4 H.P. Eng.	70737		6835
57001			
Trans.	70737		6835
Belt; W/31" Belt O.C.; W/5 H.P. Eng.	70824		6831
Belt; W/35" Belt O.C.; W/5 H.P. Eng.	70737		6835
57002			
Drive	73887		6829
P.T.O.	73887		6829
Trans.	73890		6845
57003			
Drive	73887		6829
Trans.; W/29" Belt O.C.	73887		6829
Trans.; W/45" Belt O.C.	73888		6845
57017			
Drive	73887		6829
P.T.O.	73887		6829
Trans.	73890		6845
57025			
Drive	73887		6829
Trans.; W/29" Belt O.C.	73887		6829
Trans.; W/45" Belt O.C.	73888		6845
57043			
Drive	73887		6829
P.T.O.	73887		6829
Trans.	73890		6845

Belts for Riding Mowers

Application	OEM No.	Standard Belts	Premium Belts	Application	OEM No.	Standard Belts	Premium Belts
TORO - Continued				TORO - Continued			
57050				57356			
Trans.	70827		6831	Deck	362920		6861
Belt; W/31" Belt O.C.; W/5 H.P. Eng.	70824		6831	Trans.	282650		A100
Belt; W/35" Belt O.C.; W/5 H.P. Eng.	70737		6835	57358/1444			
57051; 57054; 57060; 57077				Trans.; Ser. No. 60000001 & After	282650		A100
Drive	73887		6829	57359/1142			
P.T.O.	73887		6829	Trans.; Ser. No. 10000001 & After	282650		A100
Trans.	73890		6845	57360			
57100				Deck	285250		6853
Blade	70162		6932	Traction	282650		A100
Trans.	70161		6860	57365/1138			
57101				Trans.; Ser. No. 60000001 & After	282650		A100
Blade	70162		6932	57375; 57380; 57385; 57400; 57410; 57420			
Trans.	73476		6862	Deck	285250		6853
57102				Traction	282650		A100
Blade	36348		6843	59147			
P.T.O.	73887		6829	Deck	574750		6858
Spindle	73975		6850	59176; 59178			
Trans.	73890		6845	Blade	471420		6559BR
57104				70040			
Deck	36348		6843	Blade	671390		6583BR
P.T.O.	73887		6829	70041; 70044; 70060; 70122			
Spindle	73975		6850	Deck	980710		6583BR
Trans.	73890		6845	Traction	670900		6840
57111				74162; 74199; 74203; 74209; 74212			
Blade; W/43" Belt O.C.	76740		6843	Hydro.	1633749		6666BR
Blade; W/50" Belt O.C.	73975		6850	Eng. To Deck; W/62" Deck	994647		6599BR
Eng.	73887		6829	Deck	446260		6409BR
Trans.	73890		6845	74213			
57131				Eng. To Deck; W/62" Deck	994647		6599BR
Blade; W/43" Belt O.C.	124790		6843	Hydro.	1633749		6666BR
Blade; W/47" Belt O.C.	124780		6847	Deck	446260		6409BR
P.T.O.	73887		6829	74216; 74218; 74225; 74226; 74231; 74234; 74236			
Trans.	73890		6845	Hydro.	1633749		6666BR
57200				Eng. To Deck; W/62" Deck	994647		6599BR
Blade	70162		6932	Deck	446260		6409BR
Trans.	70161		6860	74237			
57201				Eng. To Deck; W/52", 72" Deck	1057790		6693BR
Blade	70162		6932	74239			
Trans.	73476		6862	Eng. To Deck; W/52" Deck	1057790		6693BR
57202				74240			
Blade	36348		6843	Hydro.	1633749		6666BR
P.T.O.	73887		6829	Eng. To Deck; W/62" Deck	994647		6599BR
Spindle	73975		6850	Deck	446260		6409BR
Trans.	73890		6845	74242			
57204				Hydro.	1633749		6666BR
Deck	36348		6843	Eng. To Deck; W/52" Deck	1057790		6693BR
P.T.O.	73887		6829	74243			
Spindle	73975		6850	Eng. To Deck; W/52" Deck	1057790		6693BR
Trans.	73890		6845	74244			
57222				Deck Drive; W/60" Deck	1058783		6659BR
Blade; W/43" Belt O.C.	76740		6843	74248			
Blade; W/50" Belt O.C.	73975		6850	Eng. To Deck; W/52" Deck	1057790		6693BR
Eng.	73887		6829	74249			
Trans.	73890		6845	Deck Drive; W/60" Deck	1058783		6659BR
57228				Hydro.	1633749		6666BR
Blade; W/43" Belt O.C.	124790		6843	74253			
Blade; W/47" Belt O.C.	124780		6847	Deck Drive; W/60" Deck	1144420		6883BR
Drive	73887		6829	74254			
P.T.O.	73887		6829	Eng. To Deck; W/72" Deck	1057790		6693BR
Trans.	73890		6845	74258			
57241				Hydro.	1633749		6666BR
Blade; W/43" Belt O.C.	124790		6843	Eng. To Deck; W/62" Deck	994647		6599BR
Blade; W/47" Belt O.C.	124780		6847	Deck	446260		6409BR
Drive	73887		6829	74261			
P.T.O.	73887		6829	Eng. To Deck; W/52" Deck	1057790		6693BR
Trans.	73890		6845	57300; 57305; 57351			
57300; 57305; 57351				Blade	285250		6853
Blade	285250		6853	Trans.	282650		A100
Trans.	282650		A100	57354/1144			
57354/1144				Blade; Ser. No. 6000001 & After	576990		6882
Blade; Ser. No. 6000001 & After	576990		6882	Trans.; Ser. No. 6000001 & After	282650		A100
Trans.; Ser. No. 6000001 & After	282650		A100				

Belts for Riding Mowers

Application	OEM No.	Standard Belts	Premium Belts
TORO - Continued			
74266			
Hydro.	1103865		6700BR
74267			
Hydro.	1103865		6700BR
Deck Drive; W/60" Deck	1144420		6883BR
74268			
W.P.	999156		7370
Eng. To Deck	1077738		6662BR
74268TE			
Hydro.	1633749		6666BR
Eng. To Deck; W/62" Deck	994647		6599BR
Deck	446260		6409BR
74269			
W.P.	999156		7370
Eng. To Deck	1077738		6662BR
74271			
Eng. To Deck; W/52" Deck	1057790		6693BR
74272			
Deck Drive; W/60" Deck	1058783		6659BR
74274			
Hydro.	1103865		6700BR
Eng. To Deck; W/72" Deck	1057790		6693BR
74282			
Eng. To Deck; W/52" Deck	1057790		6693BR
74283			
Deck Drive; W/60" Deck	1058783		6659BR
74291			
Eng. To Deck; W/52" Deck	1057790		6693BR
74292			
Deck Drive; W/60" Deck	1058783		6659BR
74295			
Deck Drive	1057790		6693BR
74296			
Deck Drive	1058783		6659BR
74409			
Deck Drive	1140453		6686BR
74410; 74412; 74416			
Deck Drive	1067369		6661BR
74417			
Deck Drive	1148154		6802BR
74418			
Deck Drive	1067369		6661BR
74444			
Deck Drive	1148154		6802BR
74445			
Deck Drive	1067369		6661BR
74448			
Deck Drive; 2008 & Older	1067369		6661BR
Deck Drive; 2009 & Newer	1148154		6802BR
74449			
Deck Drive	1067369		6661BR
74534; 74536			
Hydro. Drive	1190174		6922BR
74538			
Hydro. Drive	114567		6927BR
Deck Drive	1140453		6686BR
74539			
Hydro. Drive	114567		6927BR
Deck Drive	1140454		6875BR
74548			
Hydro. Drive	114567		6927BR
Deck Drive	1140453		6686BR
74549			
Hydro. Drive	114567		6927BR
Deck Drive	1140454		6875BR
74553			
Hydro. Drive	114567		6927BR

Application	OEM No.	Standard Belts	Premium Belts
TORO - Continued			
74558			
Hydro.	114567		6927BR
Deck Drive	1140453		6686BR
74559			
Hydro.	114567		6927BR
Deck Drive	1140454		6875BR
74568			
Hydro.	114567		6927BR
Deck Drive	1140453		6686BR
74569			
Hydro.	114567		6927BR
Deck Drive	1140454		6875BR
74583			
Hydro. Drive	114567		6927BR
74622; 74623; 74624; 74626; 74627			
Deck Drive; W/42" Deck	1198819		6872BR
74630; 74632			
Deck Drive; W/50" Deck	1198820		6873BR
74640			
Deck Drive; W/42" Deck	1198819		6872BR
74641			
Deck Drive; W/50" Deck	1198820		6873BR
74701; 74702			
Deck	993904		6598BR
74840			
Hydro. Drive	1159613		6780BR
74841			
Hydro. Drive	1159613		6780BR
Deck Drive; W/48" Deck	1177325		6859BR
74842			
Hydro. Drive	1159613		6780BR
Deck Drive; W/54" Deck	1154971		6661BR
74843			
Hydro. Drive	1159613		6780BR
Deck Drive; W/60" Deck	1154972		6880BR
74871			
Hydro. Drive	1159613		6780BR
Deck Drive; W/48" Deck	1177325		6859BR
74872			
Hydro. Drive	1159613		6780BR
Deck Drive; W/54" Deck	1154971		6661BR
74901			
Hydro.; 2009 & Older	1098069		6780BR
Hydro.; 2010 & Newer	1093388		6780BR
Deck Drive	1157407		6885BR
74903			
Hydro.; 2009 & Older	1098069		6780BR
Hydro.; 2010 & Newer	1093388		6780BR
Deck Drive	1157426		6761BR
74915			
Hydro.; 2009 & Older	1098069		6780BR
Hydro.; 2010 & Newer	1093388		6780BR
Deck Drive	1145858		6881BR
74916			
Hydro. Drive	1093388		6780BR
Deck Drive	1145859		6884BR
74921			
Hydro.	1098069		6780BR
Deck Drive	1157407		6885BR
74922			
Hydro.	1093388		6780BR
Deck Drive	1157407		6885BR
74923			
Hydro.; 2009 & Older	1098069		6780BR
Hydro.; 2010 & Newer	1093388		6780BR
Deck Drive	1157426		6761BR
74925			
Hydro.; 2009 & Older	1098069		6780BR
Hydro.; 2010 & Newer	1093388		6780BR

Belts for Riding Mowers

Application	OEM No.	Standard Belts	Premium Belts	Application	OEM No.	Standard Belts	Premium Belts
TORO - Continued				TORO - Continued			
74925 - Continued				LX420; LX423; LX425; LX426; LX427			
Deck Drive	1145858		6881BR	Deck Drive	1125800		6663BR
74926				LX460; LX465; LX466			
Hydro. Drive	1093388		6780BR	Eng. To Deck	1125834		6713BR
Deck Drive	1145858		6881BR	LX500			
74927				Deck Drive	1120332		6778BR
Hydro.; 2009 & Older	1098069		6780BR	Pony			
Hydro.; 2010 & Newer	1093388		6780BR	Reel Drive; W/27" Deck	27150	3330	
Deck Drive	1145859		6884BR	Traction; W/27" Deck	27138	3290	
74928				Proline 120			
Hydro.	1093388		6780BR	J.S.	541380		6874
Deck Drive	1145859		6884BR	Traction	541390		6755BR
74930				Red Rider			
Hydro. Drive	1093388		6780BR	Blade; W/37" Belt O.C.	27173	2370	
Deck Drive	1145858		6881BR	Blade; W/45" Belt O.C.	35843		6845
74935				Deck	27139		6850
Hydro.; 2009	1098069		6780BR	Drive	36348		6843
Hydro.; 2010	1093388		6780BR	Sportman			
Deck Drive	1145858		6881BR	Blade Countershaft; W/38" Belt O.C.	27182	2380	
74936				Blade Countershaft; W/39" Belt O.C.	27181	2390	
Hydro. Drive	1093388		6780BR	Deck	31560	2500	
Deck Drive	1145858		6881BR	Traction	27178	3290	
74937				Toro Pony			
Hydro.; 2009	1098069		6780BR	Blade; W/25" Deck	32604		6835
Hydro.; 2010	1093388		6780BR	Trans.; W/25" Deck	32451	2300	
Deck Drive	1145859		6884BR	XL320			
74938				Traction	944291		6899
Hydro. Drive	1093388		6780BR	Deck Drive	886260		6851
Deck Drive	1145859		6884BR	XL380			
74951; 74952				Traction	886270		6861
Hydro. Drive	1161953		6862BR	Deck Drive	886250		6627BR
Deck Drive	1157407		6885BR	XL380H			
74953				Trans.	886280		6884
Hydro. Drive	1161953		6862BR	Deck Drive	886250		6627BR
Deck Drive	1157426		6761BR	XL440H			
74954				Transaxle	886250		6627BR
Hydro. Drive	1161953		6862BR	Y1-120E01; Y1-120E02; Y1-160E01; Y1-160E02; Y1-160E03; Y1-160E04; Y1-200E02; Y1-200E03; Z1-240E01; Z1-240E02			
Deck Drive	1145858		6881BR	P.T.O.	448990		6538BR
74975				Z1-240E03; Z1-240E04; Z1-240E05			
Hydro. Drive	1093388		6780BR	P.T.O.	448990		6538BR
Deck Drive	1145858		6881BR	Z252; Z252L			
74977				Hydro.	1633749		6666BR
Hydro. Drive	1093388		6780BR	Z253; Z255; Z256E			
Deck Drive	1145859		6884BR	Hydro.	1633749		6666BR
78922				Eng. To Deck; W/62" Deck	994647		6599BR
Hydro.	1093388		6780BR	Deck	446260		6409BR
Deck Drive	1157407		6885BR	Z380; Z420; Z480			
78924				Hydro. Drive	1062174		6660BR
Hydro.	1093388		6780BR	Z4200; Z4202; Z4220; Z4235			
Deck Drive	1157426		6761BR	Hydro. Drive	1106774		6793BR
79558				Z4800			
Hydro.	114567		6927BR	Hydro. Drive	1093388		6780BR
Deck Drive	1140453		6686BR	Deck Drive	1095364		6708BR
79559				Z5000; Z5020; Z5030; Z5035; Z5040; Z5060			
Hydro.	114567		6927BR	Hydro. Drive	1106774		6793BR
Deck Drive	1140454		6875BR	Z5200			
573571/1142				Hydro. Drive	1093388		6780BR
Trans.; Ser. No. 50000001 & After	282650		A100	Deck Drive	1093661		6782BR
Big Red				Z-Master			
Blade; W/37" Belt O.C.	27173	2370		Deck	1067369		6661BR
Blade; W/45" Belt O.C.	35843		6845	Eng. To Deck; W/62" Deck	994647		6599BR
Deck; W/47" Belt O.C.	34577		6847	Deck Drive; W/60" Deck	1058783		6659BR
Deck; W/50" Belt O.C.	27139		6850	Eng. To Deck; W/52", 72" Deck	1057790		6693BR
Drive	36348		6843	ZX4800			
Colt				Hydro. Drive	1159613		6780BR
Drive; W/25" Deck	27166	3240		Deck Drive	1177325		6859BR
GM44							
Eng. To Trans.	541390		6755BR				
GT2100; GT2200							
Deck Drive	1120332		6778BR				

Lawn & Garden Equipment

Belts for Riding Mowers

Application	OEM No.	Standard Belts	Premium Belts	Application	OEM No.	Standard Belts	Premium Belts
TORO - Continued				TRACTOR SUPPLY - Continued			
ZX5000				44-1937			
Hydro. Drive	1159613		6780BR	Blade	7540147	3520	6952
ZX5400; ZX5450				Drive; W/25" Belt O.C.	7540135		6925
Hydro. Drive	1159613		6780BR	Drive; W/31" Belt O.C.	7540136		6931
Deck Drive	1154971		6661BR	44-1955			
ZX6030; ZX6050				P.T.O.	7540123		3V335
Hydro. Drive	1159613		6780BR	Trans.	7540124		6857
Deck Drive	1154972		6880BR	44-1956			
TRACTOR SUPPLY				Gen.	7540139		7380
44-196				P.T.O.	7540165		6834
P.T.O.	7540165		6834	Trans.	7540124		6857
44-1827				44-20139			
Blade	7540147	3520	6952	Deck	37X63		6601BR
Drive; W/25" Belt O.C.	7540135		6925	Motion Drive	37X61		6452BR
Drive; W/31" Belt O.C.	7540136		6931	130-390			
44-1828				Blade	7540107		6830
Blade; 1970	7540107		6830	Trans.	7540111	2450	6845
Blade; 1971	7540145		6488BR	130-460			
Eng. To Variator	7540147		6952	Blade	7540118		6963
Trans.	7540111		6845	Trans.	7540937	3590	6959
Variator To Trans.	7540136		6931	132-418			
44-1829				Blade	7540147	3520	6952
Blade	7540118		6963	Drive; W/25" Belt O.C.	7540135		6925
Trans.	7540937	3590	6959	Drive; W/31" Belt O.C.	7540136		6931
44-1830				132-480			
Blade	7540935	2310	6831	Blade	7540151		6967
Trans.	7540111	2450	6845	Drive; W/31" Belt O.C.	7540136		6931
44-1837				Drive; W/50" Belt O.C.	7540138	3500	6950
Blade	7540147		6952	132-495			
Variator To Trans.	7540136		6931	Blade	7540145		6488BR
44-1850				Drive; W/31" Belt O.C.	7540136		6931
Blade	7540151		6967	Drive; W/50" Belt O.C.	7540138	3500	6950
Drive; W/31" Belt O.C.	7540136		6931	133-460			
Drive; W/50" Belt O.C.	7540138	3500	6950	Blade	7540151		6967
44-1853				Drive; W/31" Belt O.C.	7540136		6931
Blade	7540145		6488BR	Drive; W/50" Belt O.C.	7540138	3500	6950
Drive; W/31" Belt O.C.	7540136		6931	140-665			
Drive; W/50" Belt O.C.	7540138	3500	6950	Gen.	7540134		7330
44-1861				Trans.	7540112	3800	6980
Trans.	7540107		6830	142-960; 142-990			
44-1864; 44-1865				Gen.	7540139		7380
Blade	7540935	2310	6831	P.T.O.	7540165		6834
Trans.	7540936		6847	Trans.	7540124		6857
44-1868; 44-1869				143-760			
Blade	7540935	2310	6831	Starter/Gen.	7540134		7330
Trans.	7540111	2450	6845	Trans.	7540182		6981
44-1873				143-960; 143-990; 144-960; 144-990			
Blade	7540118		6963	Gen.	7540139		7380
Starter/Gen.	7540134		7330	P.T.O.	7540165		6834
Trans.; W/59" Belt O.C.	7540937		6959	Trans.	7540124		6857
Trans.; W/61" Belt O.C.	7540115		6961	360-131			
44-1878				Blade	7540935	2310	6831
Gen.	7540134		7330	Trans.	7540936		6847
Trans.	7540112	3800	6980	380-131			
44-1881				Blade	7540935	2310	6831
Trans.	7540112	3800	6980	Trans.	7540111	2450	6845
44-1883; 44-1893				660-131			
Gen.	7540134		7330	Cross Drive	37X66		6475BR
Trans.	7540112	3800	6980	Trans.	7540112	3800	6980
44-1897				30560X60 (44-20024); 30562A			
Drive	16348		6838	Blade	37X57		6498BR
Trans.			6852	Drive	37X65		6453BR
44-1926				31602X60 (44-20236)			
P.T.O.	7540123		3V335	Drive	37X61		6452BR
Trans.	7540124		6857	38611X60; 40703X60 (44-20163)			
44-1932; 44-1933; 44-1934				Blade	37X62		6400BR
Gen.	7540139		7380	Drive	37X61		6452BR
P.T.O.	7540165		6834	42815X60 (44-20032); 42822X60 (44-19861)			
Trans.	7540124		6857	Drive	37X61		6452BR

Belts for Riding Mowers

Application	OEM No.	Standard Belts	Premium Belts	Application	OEM No.	Standard Belts	Premium Belts
TRACTOR SUPPLY - Continued				TROY BILT - Continued			
46370X60 (44-20278)				3-832R3 - Continued			
Blade	37X69		6508BR	Trans.	30334		6870
Cross Drive	37X66		6475BR	6-103DE6X			
46802X60 (44-20040)				Deck	30421		6963
Blade	37X69		6508BR	Trans.	30422		6876
Cross Drive	37X66		6475BR	6-1036DE6			
Drive	37X61		6452BR	Deck	30421		6963
46903X60 (44-19687)				Trans.	30477		6880
Cross Drive	37X66		6475BR	6-1036E4			
90560X60 (44-20024)				Deck	30392		6958
Blade	37X57		6498BR	Trans.	30425		6871
Drive	37X65		6453BR	6-1036ES			
B3601-040 (44-20430)				Deck	30421		6963
Blade	305698		6873	Trans.	30477		6880
Drive	300575		6836	6-1063E7			
B3912-230 (44-20105)				Deck	30421		6963
Blade			6978	Trans.	30422		6876
Drive	54758		6551BR	7-1036DE4			
B4514-010 (44-20210)				Deck	30392		6958
Blade	300142		6841	Trans.	30425		6871
Cross Drive			6978	7-1036DE5; 7-1036DE6			
Drive			6885	Deck	30421		6963
B4518-080 (44-20252)				Trans.	30477		6880
Blade	300142		6841	7-1036DE6X; 7-1036DE7			
Cross Drive			6975	Deck	30421		6963
Drive	302719		6891	Trans.	30422		6876
B4616-030 (44-20308)				321HRS			
Cross Drive	302291		6964	Trans.	1751597		6891
Drive	303241		6890	732R6; 832DE6; 832E6			
C3601-020 (44-20430)				Deck	30392		6958
Drive	300575		6836	Trans.	30425		6871
C3912-080 (44-20105)				3016HR; 3016HRS			
Blade			6978	Trans.	1751597		6891
Drive	54758		6551BR	3114GR			
C4314-010 (44-20197)				Trans.	1747188		6897
Drive	314572		6880	3114HR			
D3601-030 (44-20430)				Trans.	1751597		6891
Drive	300575		6836	3212GR; 3214GR; 3312GR; 3312GRS			
D3812-110 (44-20553)				Trans.	1747188		6897
Blade			6978	3312HR; 3312HRS			
D4314-080 (44-20411)				Trans.	1751597		6891
Drive	314572		6880	13025; 13026			
TS1844A (44-20537)				Trans.	1747188		6897
Blade	106085		6879	13027; 13028; 13064; 13065; 13066			
Drive	123796		6881	Trans.	1751597		6891
TS2051A/B (44-20294)				TRU-TEST			
Blade	110884		6714BR	5020T; 5020T2; 5021T; 5051T2; 5051TE; 5061TE			
Drive	110883		6893	Blade	20843B		6825
TROY BILT				Trans.	20843A		6829
1-732R5				5080E			
Deck	30392		6958	Blade	20843T		6863
Trans.	30425		6871	Drive	20843V		6850
1-832R3 Recoil				Spindle	20843W		6859
Blade	30315		6846	5081TXE			
Deck	30329		6939	Blade; W/59" Belt O.C.	20843W		6859
Trans.	30334		6870	Blade; W/63" Belt O.C.	20843T		6863
1-832R4; 1-832R7				Drive	20843X		6870
Deck	30392		6958	6752TR #44			
Trans.	30425		6871	Blade	31050G		6836
2-832R3				Drive	20843V		6850
Blade	30315		6846	6782TXE			
Deck	30329		6939	Drive	20843X		6870
Trans.	30334		6870	7742TR			
3-832DE4; 3-832DE5; 3-832DE7				Drive	20843L		6835
Deck	30392		6958	7772TE			
Trans.	30425		6871	Blade	20843J		6860
3-832R3				Drive	20843L		6835
Blade	30315		6846				
Deck	30329		6939				

Lawn & Garden Equipment

Belts for Riding Mowers

Application	OEM No.	Standard Belts	Premium Belts	Application	OEM No.	Standard Belts	Premium Belts
UNICO				UNICO - Continued			
134-585				3261-01 Turf Flite - Continued			
Drive	7540136		6931	Trans.; W/31" Belt O.C.	7540136		6931
Eng. To Variator	7540157		6928	3261-41; 3261-51			
135-497				Blade	7540188		6951
Blade	7540145		6488BR	Trans.	7540101		6517BR
Eng. To Variator	7540191		6865	3261-61 Turf Flite; 3262-41 Turf Flite; 3262-51 Turf Flite; 3263-51 Turf Flite			
Variator To Trans.	7540173	3370	6937	Blade	7540188		6951
138-330				Trans.; W/24" Belt O.C.	7540187	3240	
Belt; W/30" Belt O.C.	7540107		6830	Trans.; W/31" Belt O.C.	7540136		6931
138-380; 138-390				3264-61; 3264-71			
Blade	7540935	2310	6831	Blade	7540195		6854
Trans.	7540111	2450	6845	Trans.	7540198		6451BR
138-460				3265-61; 3265-71			
Blade	7540118		6963	Blade	7540138	3500	6950
Trans.	7540937	3590	6959	Trans.	7540198		6451BR
148-650; 148-655; 148-660; 148-665; 148-668				3265-81			
Belt; W/7 H.P. Eng.	7540112	3800	6980	Blade	7540107		6830
148-760; 148-860				Trans.	7540936		6847
Belt; W/33 1/2" Belt O.C.	7540123		3V335	3301; 3302			
Belt; W/57" Belt O.C.	7540124		6857	Blade	7540127		6966
340-015; 360-015				Trans.	7540136		6931
Blade	7540935		6831	Variable Speed	7540135		6925
Deck	7540230		6755BR	3303			
Trans.	7540936		6847	Blade; W/31" Belt O.C.	7540935	2310	6831
Transaxle	7540255		6837	Blade; W/63" Belt O.C.	7540118		6963
Drive; W/Turf Trac Drive	7540245		6859	Starter/Gen.	7540134		7330
650-15; 650-16				Trans.; W/45" Belt O.C.	7540111	2450	6845
Belt; W/80" Belt O.C.	7540112	3800	6980	Trans.; W/59" Belt O.C.	7540937	3590	6959
2383-41				3304			
Blade	7540145		6488BR	Blade	7540118		6963
Eng. To Variator	7540191		6865	Starter/Gen.	7540134		7330
Variator To Trans.	7540173	3370	6937	Trans.	7540937	3590	6959
2503; 2513				3305; 3306; 3306-41			
Trans.	20716		6837	Blade	7540127		6966
3013; 3033; 3043; 3063				Trans.	7540136		6931
Blade; W/41" Belt O.C.	20555		6841	Variable Speed	7540135		6925
Blade; W/48" Belt O.C.	20556		6848	3306-43			
Trans.	20716		6837	Blade; W/41" Belt O.C.	20555		6841
3213; 3233				Blade; W/48" Belt O.C.	20556		6848
Blade			6863	Trans.	20716		6837
Trans.	20716		6837	3307-3; 3307-41			
3241				Blade	7540167		6964
Blade	7540935	2310	6831	Trans.	7540164	2630	6863
Trans.	7540936		6847	3307-51; 3307-61; 3307-71; 3307-81; 3308-51; 3308-61			
3241-0				Blade	7540167		6964
Blade	7540107		6830	Trans.	7540198		6451BR
Trans.	7540936		6847	3309-01 Turf Trac; 3309-81 Turf Trac; 3309-91 Turf Trac			
3251				Drive; W/42" Belt O.C.	7540207		6842
Blade	7540111	2450	6845	Drive; W/62" Belt O.C.	7540198		6451BR
Trans.	7540107		6830	3341			
3252				Blade	7540145		6488BR
Blade	7540138	3500	6950	Eng.	7540147	3520	6952
Trans.	7540101		6517BR	Trans.	7540136		6931
3253				3341-01 Turf Trac; 3342 Turf Trac; 3342-01 Turf Trac			
Eng.	7540147	3520	6952	Blade	7540151		6967
Trans.	7540136		6931	Deck	7540138	3500	6950
Variable Speed	7540135		6925	Traction	7540136		6931
3254; 3254-1; 3254-2; 3254-3				3343			
Blade	7540107		6830	Blade	7540127		6966
Trans.	7540936		6847	Trans.	7540166	3620	6962
3255; 3255-1; 3255-2; 3255-3				3344			
Eng.	7540147	3520	6952	Blade	7540151		6967
Trans.	7540136		6931	Deck	7540138	3500	6950
Variable Speed	7540135		6925	Traction	7540136		6931
3255-43; 3256-43				3345-41			
Blade	20717		6856	Blade	7540178	3820	6982
Trans.	20716		6837	Trans.	7540185		6849
3261-01 Turf Flite							
Blade	7540188		6951				
Trans.; W/24" Belt O.C.	7540187	3240					

Belts for Riding Mowers

Application	OEM No.	Standard Belts	Premium Belts	Application	OEM No.	Standard Belts	Premium Belts
UNICO - Continued				UNICO - Continued			
3345-51; 3345-61; 3345-71				4102-3; 4103-41; 4103-51; 4103-61 - Continued			
Blade	7540178	3820	6982	Starter/Gen.	7540134		7330
Trans.	7540200		6848	Trans.	7540182	3810	6981
3346-51				4104-71			
Blade	7540151		6967	Trans.	7540182	3810	6981
Trans.	7540191		6865	4105-71			
3347-81 Turf				Trans.	7540217		6979
Blade	7540145		6488BR	4106-71			
Trans.	7540226		6551BR	Eng. To Variator	7540218		6959
3381; 3381-03				Variable Speed To Trans.	7540211		6946
Blade	7540145		6488BR	4114-81			
Eng.	7540147	3520	6952	Trans.	7540182	3810	6981
Trans.	7540136		6931	4115-81			
3381-71				Trans.	7540217		6979
Blade	7540145		6488BR	4116-81			
Eng. To Variator	7540191		6865	Eng. To Variator	7540228		6962
Variator To Trans.	7540173	3370	6937	Variator To Trans.	7540211		6946
3382; 3382-0				4117-81			
Blade	7540145		6488BR	Eng. To Variator	7540210		6960
Eng.	7540147	3520	6952	Variator To Trans.	7540212		6945
Trans.	7540136		6931	4118-91			
3383-01 Turf				Drive	7540245		6859
Blade	7540145		6488BR	Transaxle	7540243		6846
Trans.	7540226		6551BR	4121			
3383-3				P.T.O.	7540123		3V335
Blade	7540145		6488BR	Trans.	7540124		6857
Trans.	7540127		6966	4122; 4131			
3383-41				P.T.O.	7540165		6834
Blade	7540145		6488BR	Starter/Gen.	7540139		7380
Eng. To Variator	7540191		6865	Trans.	7540124		6857
Variator To Trans.	7540173	3370	6937	4131-3			
3383-51				Clutch	7540124		6857
Blade	7540145		6488BR	P.T.O.	7540165		6834
Variator To Trans.	7540173	3370	6937	4131-41; 4131-51			
3383-61				Blade	7540125		6428BR
Blade	7540145		6488BR	Gen.	7540139		7380
Eng. To Variator	7540191		6865	P.T.O.	7540165		6834
Variator To Trans.	7540173	3370	6937	Trans.	7540124		6857
3383-81 Turf; 3383-91 Turf				4141; 4142			
Blade	7540145		6488BR	P.T.O.	7540123		3V335
Trans.	7540226		6551BR	Trans.	7540124		6857
3384-61; 3384-71				4151			
Blade	7540145		6488BR	P.T.O.	7540165		6834
Eng. To Variator	7540191		6865	Starter/Gen.	7540139		7380
Variator To Trans.	7540173	3370	6937	Trans.	7540124		6857
3384-81 Turf; 3384-91 Turf				4152; 4152-2; 4161-61			
Blade	7540145		6488BR	Clutch	7540124		6857
Trans.	7540226		6551BR	P.T.O.	7540165		6834
3441-01 Turf Trac				4162-3			
Deck; W/Optional 44" Deck			6856	P.T.O.	7540165		6834
Drive	7540245		6859	Starter/Gen.	7540169		7355
Transaxle	7540255		6837	Trans.	7540124		6857
3613; 3633; 3633-43				4162-51; 4162-61; 4162-71			
Blade; W/46" Belt O.C.			6846	Gen.	7540169		7355
Blade; W/64" Belt O.C.	20558		6864	P.T.O.	7540165		6834
Trans.	20716		6837	4163-71			
4071; 4072; 4082; 4082-1; 4082-2				Eng. To Variator	7540210		6960
Blade	7540113	3480	6948	Variator To Trans.	7540212		6945
Gen.	7540134		7330	4163-81			
Trans.	7540112	3800	6980	Eng. To Variator	7540227		6963
4082-3				Variator To Trans.	7540212		6945
Blade	7540184		6852	4163-91			
Deck	7540180		6510BR	Drive	7540217		6979
Starter/Gen.	7540134		7330	Transaxle	7540212		6945
Trans.	7540182	3810	6981	4164-71			
4101				Eng. To Variator	7540218		6959
P.T.O.	7540123		3V335	Variable Speed To Trans.	7540211		6946
Trans.	7540124		6857	4164-81			
4102-3; 4103-41; 4103-51; 4103-61				Eng. To Variator	7540228		6962
Blade	7540184		6852	Variator To Trans.	7540211		6946
Deck	7540180		6510BR				

Belts for Riding Mowers

Application	OEM No.	Standard Belts	Premium Belts
UNICO - Continued			
4165-91			
P.T.O.	7540234		6841
4166-01; 4166-91; 4167-01; 4168-01			
Drive	7540245		6859
Transaxle	7540244		6840
4187-01			
P.T.O.	7540234		6841
4262-81			
Gen.	7540169		7355
P.T.O.	7540165		6834
4282			
Blade	7540113	3480	6948
Gen.	7540134		7330
Trans.	7540112	3800	6980
Turf Trac			
Blade	7540145		6488BR
Trans.	7540173	3370	6937
UNIVERSAL PROCESS CO.			
770; 771			
Belt; W/32", 36" Deluxe Units Tractor Drive T10170		3780	6978
Belt; W/32", 36" Std. Tractor	18121	2450	6845
Eng. To Trans.	15294	3430	6943
VARI-TRAC			
5 H.P.; 8 H.P.			
Drive; W/37" Belt O.C.	3370		6937
Drive; W/38" Belt O.C.			6938
WALKER			
C			
Eng. To Gear Box; W/16 H.P. Kohler Eng.	6230		3VX425
M36-42			
Eng.	52301		6932
P.T.O.; W/35" Belt O.C.			6935
P.T.O.; W/45" Belt O.C.	52341		6935
MC565D			
P.T.O.	8230		6670BR
J.S.	6250		6667BR
Ground Drive	7248		6669BR
Blower	72341		6668BR
MC (GHS); MC (SD)			
Drive; W/16 H.P. Kohler Eng.	6230		3VX425
Ground Drive; W/16 H.P. Kohler Eng.	6232		6845
P.T.O.; W/16 H.P. Kohler Eng.	6230		3VX425
MDDGHS			
Eng.	REMF1320		7320
Ground Drive	7248		6669BR
J.S.	6231		3VX355
Blower	72342		6841BR
MS (GHS)			
P.T.O.; W/B. & S. 11 H.P. Eng.	52342		6944
Drive; W/B. & S. 11 H.P. Eng.	52302		6932
Ground Drive; W/B. & S. 11 H.P. Eng.	5232		6847
MS (SD)			
P.T.O.; W/B. & S. 11 H.P. Eng.	52341		6935
Belt; W/B. & S. 11 H.P. Eng.	52302		6932
Ground Drive; W/B. & S. 11 H.P. Eng.	5232		6847
MT48GHS20; MT48GHS26			
P.T.O.	8230		6670BR
J.S.	6250		6667BR
Ground Drive	7248		6669BR
Blower	72341		6668BR
MT62SD20; MT62SD26			
P.T.O.	8230		6670BR
J.S.	6250		6667BR
Ground Drive	7248		6669BR
MTGHS23A; MTGHS26A; MTL48GHS; MTL48GHS25; MTL48GHS29; MTL62GHS31			
P.T.O.	8230		6670BR
J.S.	6250		6667BR
Ground Drive	7248		6669BR

Application	OEM No.	Standard Belts	Premium Belts
WALKER - Continued			
MTGHS23A; MTGHS26A; MTL48GHS; MTL48GHS25; MTL48GHS29; MTL62GHS31 - Continued			
Blower	72341		6668BR
MTL62SD; MTL62SD29; MTL62SD31			
P.T.O.	8230		6670BR
J.S.	6250		6667BR
Ground Drive	7248		6669BR
MTLGHS25A; MTLGHS31A			
P.T.O.	8230		6670BR
J.S.	6250		6667BR
Ground Drive	7248		6669BR
Blower	72341		6668BR
MTLSD25; MTS23			
P.T.O.	8230		6670BR
J.S.	6250		6667BR
Ground Drive	7248		6669BR
S			
Blower	52342		6944
P.T.O.	52302		6932
Pump			6847
WEGELE			
24" Deluxe; 24" Std.			
Blade		3640	6964
Drive; Hydro. Model		3450	6945
Trans.; W/T92 Trans.		3490	6949
30" Deluxe			
Blade		2600	6860
Drive; Hydro. Model		3470	6947
30" Std.			
Blade; Early; W/T92 Trans.		2620	6862
Blade; Late; W/T92 Trans.		2600	6860
Trans.; W/T92 Trans.		3490	6949
36" Deluxe			
Blade		2620	6862
Drive; Hydro. Model		3470	6947
36" Std.			
Blade; W/62" Belt O.C.; W/T92 Trans.		2620	6862
Blade; Late; W/63" Belt O.C.; W/T92 Trans.			6964
Drive; Hydro. Model		3470	6947
Trans.; W/T92 Trans.		3490	6949
2400			
Blade		3640	6964
Trans.		3490	6949
5000			
Blade		3620	6962
Drive		3470	6947
6300 Series			
Blade		3630	6963
Trans.		3480	6948
WESTERN AUTO			
2X7200			
Belt	7540936		6847
Blade	7540107		6830
2X7220			
Blade	7540147	3520	6952
Eng. To Variator	7540135		6925
Variator To Trans.	7540136		6931
2X7442; 2X7445			
Blade	7540151		6967
Eng. To Variator	7540138	3500	6950
Variator To Trans.	7540136		6931
2X7610			
Starter/Gen.	7540134		7330
Trans.	7540182	3810	6981
2X7620			
P.T.O.	7540165		6834
Starter/Gen.	7540139		7380
Trans.	7540124		6857

Belts for Riding Mowers

Application	OEM No.	Standard Belts	Premium Belts	Application	OEM No.	Standard Belts	Premium Belts
WESTERN AUTO - Continued				WESTERN AUTO - Continued			
2X7625				2XC3788			
P.T.O.	7540165		6834	Auger	13009	2410	6841
Starter/Gen.	7540169		7355	Traction	13009	2410	6841
Trans.	7540124		6857	2XC3862			
2XC107				Belt; W/80" Belt O.C.	7540112	3800	6980
Trans.	7540107		6830	2XC3868			
2XC2631; 2XC2731				Drive	11144		6835
Blade	55019		6833	Trans.			6852
Speed Selector To Trans.	57051	2540	6854	2XC3953			
2XC3245				Blade	7540138	3500	6950
Traction	4320	2338		Trans.	7540101		6517BR
2XC3345				2XC3954			
Belt; W/30" Belt O.C.	4638		6830	Blade	7540105		6830
2XC3444				Trans.	7540111	2450	6845
Belt; W/31" Belt O.C.	7540935	2310	6831	2XC3956			
Belt; W/47" Belt O.C.	7540936		6847	Blade	7540127		6966
2XC3445				Trans.	7540136		6931
Belt; W/30" Belt O.C.	4638		6830	Variable Speed	7540135		6925
2XC3544				2XC3957; 2XC3958			
Blade	7540935	2310	6831	Blade	7540118		6963
Trans.	7540936		6847	Trans.	7540937	3590	6959
2XC3545				2XC3970			
Belt; W/30" Belt O.C.	4638		6830	Drive	11144		6835
2XC3552				Trans.			6852
Blade	7540935	2310	6831	2XC4222			
Trans.	7540108	2460	6846	Blade; 1972	7540138	3500	6950
2XC3642A				Blade; 1973	7540147	3520	6952
Trans.	7540107		6830	Eng. To Variator; 1973	7540135		6925
2XC3652				Trans.; 1972	7540101		6517BR
Blade	7540935	2310	6831	2XC5200			
Trans.; W/45" Belt O.C.	7540111	2450	6845	Blade		2300	6830
Trans.; W/47" Belt O.C.	7540936		6847	Trans.	7540936		6847
2XC3654				2XC5210			
Blade	7540935	2310	6831	Blade	20717		6856
Trans.	7540111	2450	6845	Trans.	20716		6837
2XC3656				2XC5215			
Blade	10923		6830	Blade	7540147	3520	6952
Traction	10897		6851	Eng. To Variator	7540135		6925
2XC3660				Variator To Trans.	7540136		6931
Belt; W/80" Belt O.C.	7540112	3800	6980	2XC5320			
2XC3661				Blade	7540107		6830
Blade	7540113	3480	6948	Trans.	7540111	2450	6845
2XC3665				2XC5325			
Drive	11144		6835	Blade	20717		6856
Trans.			6852	Trans.	20716		6837
2XC3666				2XC5440			
Mower	9303		6725	Blade; W/66" Belt O.C.	7540127		6966
2XC3752				Blade; W/69" Belt O.C.	7540145	3520	6488BR
Blade	7540935	2310	6831	Eng. To Variator	7540147		6952
Trans.	7540936		6847	Variator To Trans.	7540136		6931
2XC3754				2XC5450			
Blade	7540935	2310	6831	Blade; W/44" Belt O.C.	21059		6844
Trans.	7540111	2450	6845	Blade; W/63" Belt O.C.	21058		6863
2XC3755; 2XC3756				Drive	20716		6837
Blade	10923		6830	2XC5460			
Traction	10897		6851	Blade; W/66" Belt O.C.	7540127		6966
2XC3757				Blade; W/69" Belt O.C.	7540145	3520	6488BR
Blade	7540118		6963	Eng. To Variator	7540147		6952
Trans.; W/59" Belt O.C.	7540937	3590	6959	Variator To Trans.	7540136		6931
Trans.; W/61" Belt O.C.	7540115	3610	6961	2XC7200			
2XC3760				Belt	7540936		6847
Starter/Gen.	7540134		7330	Blade	7540107		6830
Trans.	7540112	3800	6980	2XC7204			
2XC3765				Blade	7540188		6951
Drive	11144		6835	Trans.	7540101		6517BR
Eng. To J.S.	11144		6835	2XC7205			
Trans.			6852	Blade	20717		6856
2XC3767; 2XC3769				Drive	20715		6837
Mower	9303		6725	2XC7206			
				Blade	7540138	3500	6950

Lawn & Garden Equipment

Belts for Riding Mowers

Application	OEM No.	Standard Belts	Premium Belts	Application	OEM No.	Standard Belts	Premium Belts
WESTERN AUTO - Continued				WESTERN AUTO - Continued			
2XC7206 - Continued				2XF3962 - Continued			
Trans.	7540198		6451BR	Trans.	7540112	3800	6980
2XC7220; 2XC7222				2XF3968			
Blade	7540147	3520	6952	Drive	11144		6835
Eng. To Variator	7540135		6925	Trans.			6852
Variator To Trans.	7540136		6931	2XF5508			
2XC7320; 2XC7340; 2XC7342				Blade			
Blade	7540151		6967	Drive; W/41" Belt O.C.	11144	3480	6948
Eng. To Variator	7540138	3500	6950	Drive; W/80" Belt O.C.	7540112	3800	6980
Variator To Trans.	7540136		6931	Gen.	7540134		7330
2XC7410				Trans.			
Blade	7540195		6854	2XF5510			
Drive	7540164	2630	6863	Drive	16348		6838
Trans.	7540198		6451BR	Trans.			6852
2XC7422				2XF5511			
Blade	7540178	3820	6982	Mower	9303		6725
Trans.; 1973	7540179		6950	2XF5514			
Trans.; 1974	7540185		6849	Drive	16348		6838
Trans.; 1975	7540200		6848	Trans.			6852
2XC7424				2XF5520			
Blade	7540145		6488BR	Drive	7540124		6857
Drive	7540127		6966	Gen.	7540139		7380
J.S.	7540191		6865	Mower	7540125		6428BR
Trans.	7540173	3370	6937	P.T.O.	7540123		3V335
2XC7425				2XF7425			
Drive; W/28" Belt O.C.	7540157	3280		Eng. To Variator; W/Battery Power	7540157		6928
Drive; W/29" Belt O.C.	7540183	3290	6929	Variator To Trans.; W/Battery Power	7540136		6931
Trans.	7540136		6931	2XF7508			
2XC7430				Blade			
Blade	7540127		6966	Drive	7540112	3480	6948
Trans.	7540166	3620	6962	Gen.	7540134	3800	6980
2XC7440				7330			
Blade	7540151		6967	2XF7510; 2XF7520			
Eng. To Variator	7540138	3500	6950	Gen.	7540139		7380
Variator To Trans.	7540136		6931	P.T.O.	7540123		3V335
2XC7442				Trans.			
Blade	7540145		6488BR	Deck	7540125		6428BR
Trans.	7540136		6931	2XF7525			
Variable Speed	7540138	3500	6950	P.T.O.	7540123		3V335
2XC7445				2XF7551			
Blade	7540151		6967	Deck	7540125		6428BR
Eng. To Variator	7540138	3500	6950	2XF7552			
Variator To Trans.	7540136		6931	Eng. To Deck	7540180		6510BR
2XC7460				2XF7608			
Blade	7540145		6488BR	Blade	7540184		6852
Eng. To Variable Speed	7540147	3520	6952	Starter/Gen.	7540134		7330
Variable Speed To Trans.	7540136		6931	Eng. To Deck	7540180		6510BR
2XC7551; 2XC7552				Trans.			
Blade; W/100" Belt O.C.	7540181		68100	93-7202-0			
Blade; W/105" Belt O.C.	7540125		6428BR	Belt	7540936		6847
Drive	7540180		6510BR	Blade	7540107		6830
2XC7608; 2XC7610				93-7206-1			
Blade	7540184		6852	Blade	7540138	3500	6950
Starter/Gen.	7540134		7330	Trans.	7540198		6451BR
Eng. To Deck	7540180		6510BR	93-7230-1			
Trans.	7540182	3810	6981	Blade	7540188		6951
2XC7620; 2XC7625				Trans.			
Drive	7540124		6857	Blade	7540101		6517BR
Gen.; W/38 5/8" Belt O.C.	7540139		7380	93-7260-8; 93-7264-4			
Gen.; W/36 1/8" Belt O.C.	7540169		7355	Blade	7540167		6964
P.T.O.	7540165		6834	Trans.	7540198		6451BR
2XF3668; 2XF3768				93-7280-6			
Drive	11144		6835	Drive; W/42" Belt O.C.	7540207		6842
Trans.			6852	Drive; W/62" Belt O.C.	7540198		6451BR
2XF3769				93-7300-2			
Mower	9303		6725	Blade	7540151		6967
2XF3870				Trans.			
Drive	11144		6835	Blade	7540191		6865
Trans.			6852	93-7302-8			
2XF3962				Blade			
Blade	7540113	3480	6948	Eng. To J.S.	7540191		6488BR
				J.S. To Trans.	7540173	3370	6865
							6937

Belts for Riding Mowers

Application	OEM No.	Standard Belts	Premium Belts	Application	OEM No.	Standard Belts	Premium Belts
WESTERN AUTO - Continued				WESTERN AUTO - Continued			
93-7310-1				GIS3665; GIS3668; GIS3765; GIS3768; GIS3868; GIS3870; GIS3968; GIS3970 - Continued			
Blade	7540151		6967	Trans.			6852
Trans.	7540191		6865	GIS5510; GIS5514			
93-7400-0				Drive	16348		6838
Blade	7540145		6488BR	Trans.			6852
Trans.	7540226		6551BR	GIS7120			
93-7410-9				Traction	216594		6378
Blade	7540195		6854	GIS7602			
Trans.	7540198		6451BR	Drive	18263		6844
93-7420-8				GIS7710; GIS7715			
Blade	7540145		6488BR	Eng. To Deck	213676		6885
Eng. To J.S.	7540191		6865	MOM5325			
J.S. To Trans.	7540173	3370	6937	Blade	20717		6856
93-7600-5				Trans.	20716		6837
Trans.	7540217		6979	MOM5450			
93-7620-3				Cross Drive	21059		6844
P.T.O.	7540165		6834	Deck	21058		6863
Trans.	7540124		6857	Traction	20716		6837
93-7630-2				MOM6052A09			
Eng. To Variator	7540218		6959	Blade	37X12		6449BR
Variator To Trans.	7540211		6946	Trans.	37X65		6453BR
93-7635-1				MOM6084A09			
Gen.	7540169		7355	Blade	37X57		6498BR
P.T.O.	7540165		6834	MOM7000A88			
133-360				Blade	37X12		6449BR
Belt	7540936		6847	Traction	37X38		6425BR
Blade	7540107		6830	MOM7002A88			
133-430; 133-435				Blade	37X51		6376
Blade	7540127		6966	Traction	37X57		6498BR
Trans.	7540136		6931	MOM7006A88			
Variable Speed	7540135		6925	Traction	37X51		6376
133-460; 133-462; 133-465				MOM7012A88			
Blade	7540151		6967	Blade	37X51		6376
Eng. To Variator	7540138	3500	6950	Traction	37X57		6498BR
Variator To Trans.	7540136		6931	MOM7016A88			
138-390				Traction	37X51		6376
Blade	7540935	2310	6831	MOM7210			
Trans.	7540111	2450	6845	Blade	20717		6856
138-460				Trans.	20716		6837
Blade	7540118		6963	MTD5200			
Trans.	7540937	3590	6959	Blade	7540138	3500	6950
143-660				Trans.	7540101		6517BR
Blade	7540184		6852	MTD5215			
Starter/Gen.	7540134		7330	Blade	7540147	3520	6952
Eng. To Deck	7540180		6510BR	Eng. To Variator	7540135		6925
Trans.	7540182	3810	6981	Variator To Trans.	7540136		6931
143-760				MTD5232			
Starter/Gen.	7540134		7330	Blade	7540127		6966
Trans.	7540182	3810	6981	Trans.	7540136		6931
143-960				Variable Speed	7540135		6925
P.T.O.	7540165		6834	MTD5320			
Starter/Gen.	7540139		7380	Blade	7540107		6830
Trans.	7540124		6857	Trans.	7540111	2450	6845
143-990				MTD5330; MTD5332; MTD5335; MTD5336			
P.T.O.	7540165		6834	Blade	7540127		6966
Starter/Gen.	7540169		7355	Trans.	7540136		6931
Trans.	7540124		6857	Variable Speed	7540135		6925
7119A98				MTD5440; MTD5460			
Blade	7540329		6630BR	Blade	7540145		6488BR
7209A98				Eng. To Variable Speed	7540147	3520	6952
Blade	7540364		6482BR	Variable Speed To Trans.	7540136		6931
Variator	7540248		6431BR	MTD5506			
6088101				Blade	7540113	3480	6948
Blade	10923		6830	Gen.	7540134		7330
Traction	10897		6851	Trans.	7540112	3800	6980
6095904; 6095972; 6095990				MTD5520			
Belt, W/30" Belt O.C.	4638		6830	Blade	7540125		6428BR
GIS3665; GIS3668; GIS3765; GIS3768; GIS3868; GIS3870; GIS3968; GIS3970				P.T.O.	7540123		3V335
Drive	11144		6835				

Lawn & Garden Equipment

Belts for Riding Mowers

Application	OEM No.	Standard Belts	Premium Belts
WESTERN AUTO - Continued			
MTD7111A68			
Deck	7540145		6488BR
Eng. To V.S.	7540280		6447BR
V.S. To Trans.	7540281		6405BR
MTD7115A78			
Blade	7540329		6630BR
MTD7119A88			
Blade	7540349		6637BR
Deck	7540350		6464BR
Variable Speed	7540248		6431BR
MTD7128A68			
Blade; W/56" Belt O.C.	7540230		6755BR
Blade; W/74" Belt O.C.	7540293		6501BR
Transaxle	7540245		6859
Variator	7540244		6840
MTD7129A98			
Deck	7540245		6859
Trans.	7540244		6840
MTD7200; MTD7200A37; MTD7200A47;			
MTD7202A08			
Belt	7540936		6847
Blade	7540107		6830
MTD7204A47; MTD7204A57			
Blade	7540188		6951
Trans.	7540101		6517BR
MTD7206A47; MTD7206A57			
Blade	7540138	3500	6950
Trans.	7540164	2630	6863
MTD7220; MTD7220A37; MTD7220A47;			
MTD7220A57; MTD7222A47			
Blade; W/50" Belt O.C.	7540138	3500	6950
Blade; W/52" Belt O.C.	7540147	3520	6952
Drive	7540101		6517BR
Eng. To Variable Speed	7540135		6925
Variable Speed To Trans.	7540136		6931
MTD7230A08			
Blade	7540188		6951
Trans.	7540101		6517BR
MTD7260; MTD7262			
Blade	7540167		6964
Trans.	7540198		6451BR
MTD7280A08			
Drive; W/42" Belt O.C.	7540207		6842
Drive; W/62" Belt O.C.	7540198		6451BR
MTD7300; MTD7300A57			
Blade	7540151		6967
Trans.	7540191		6865
MTD7302			
Blade	7540145		6488BR
Drive	7540191		6865
Trans.	7540173	3370	6937
MTD7332A37; MTD7332A47; MTD7336A37			
Blade	7540127		6966
Trans.	7540136		6931
Variable Speed	7540135		6925
MTD7340A47; MTD7340A57; MTD7342A57			
Blade	7540151		6967
Eng. To Variator	7540138	3500	6950
Variator To Trans.	7540136		6931
MTD7410; MTD7410A57; MTD7410A67;			
MTD7410A77			
Blade	7540195		6854
Trans.	7540198		6451BR
MTD7422A47			
Blade	7540178	3820	6982
Trans.	7540179		6950
MTD7424A47; MTD7424A57			
Blade	7540145		6488BR
Eng. To J.S.	7540191		6865
J.S. To Trans.	7540173	3370	6937

Application	OEM No.	Standard Belts	Premium Belts
WESTERN AUTO - Continued			
MTD7425A47			
Eng. To Variator	7540157		6928
Variator To Trans.	7540136		6931
MTD7442A37; MTD7445A37			
Blade	7540151		6967
Eng. To Variator	7540138	3500	6950
Variator To Trans.	7540136		6931
MTD7460			
Blade		3500	6950
Deck	7540151		6967
Trans.	7540136		6931
MTD7508			
Blade	7540113	3480	6948
Trans.	7540112	3800	6980
MTD7510; MTD7520			
Gen.	7540139		7380
Transaxle	7540124		6857
MTD7604			
Deck	7540245		6859
Trans.	7540244		6840
MTD7608			
Blade	7540184		6852
Deck	7540180		6510BR
Trans.	7540182	3810	6981
MTD7610A37			
Starter/Gen.	7540134		7330
Trans.	7540182	3810	6981
MTD7610A47			
Blade	7540184		6852
Deck	7540180		6510BR
Trans.	7540182	3810	6981
MTD7610A57			
Trans.	7540182	3810	6981
MTD7620A37			
P.T.O.	7540165		6834
Starter/Gen.	7540139		7380
Trans.	7540124		6857
MTD7620A47; MTD7620A57			
P.T.O.	7540165		6834
Trans.	7540124		6857
MTD7625A37			
P.T.O.	7540165		6834
Starter/Gen.	7540169		7355
Trans.	7540124		6857
MTD7625A47(Hydro); MTD7625A57; MTD7635			
P.T.O.	7540165		6834
WHEEL HORSE			
1-0100; 1-0110; 1-0120; 1-0140; 1-0141; 1-0145			
Drive	7473		6982
1-0200; 1-0270; 1-0274; 1-0276; 1-0277			
Drive	8133		6874
1-0280; 1-0281; 1-0285; 1-0286			
Mower	104865		6855
Eng.	104388		6855
Trans.	103522		6885
1-0300; 1-0301; 1-0310; 1-0311; 1-0320; 1-0340;			
1-0350; 1-0353; 1-0354; 1-0356			
Drive	7473		6982
1-0360; 1-0370; 1-0380; 1-0381; 1-0385; 1-0391;			
1-0395			
Drive	7473		6982
1-0400; 1-0401			
Drive	7478		6984
1-0410			
Drive	7473		6982
1-0420; 1-0422; 1-0430; 1-0435; 1-0440; 1-0460;			
1-0465; 1-0470; 1-0475; 1-0480			
Drive	7478		6984

Belts for Riding Mowers

Application	OEM No.	Standard Belts	Premium Belts	Application	OEM No.	Standard Belts	Premium Belts
WHEEL HORSE - Continued				WHEEL HORSE - Continued			
1-0481; 1-0485; 1-0489; 1-0491; 1-0495; 1-0510; 1-0511				61-07K8; 61-08K8; 61-10K8			
Drive	7478		6984	Drive	7473		6982
1-0700				61-10KS			
Drive	517433		3V335	Drive	7478		6984
1-1631; 1-2631				61-12K8			
Drive	1576		6870	Drive	7473		6982
1-3741; 1-3745; 1-4631				61-12KS			
Drive	1576		6870	Drive	7478		6984
Trans.	9691		6870	61-16K8			
1-4741; 1-4751				Drive	7473		6982
Drive	8133		6874	61-16KS			
1-4831				Drive	7478		6984
Drive; W/70" Belt O.C.	1576		6870	61-20RG01			
Drive; W/74" Belt O.C.	8133		6874	P.T.O.	250105		6840
1-4841; 1-4851				W.P.	251028		6734
Drive	8133		6874	62-08BP; 62-10BP			
1-6041; 1-6051; 1-6231; 1-6241; 1-6251; 1-6253; 1-6931				Drive	105477		6840
Drive	7473		6982	Mower	105476		A78
1-7041; 1-7231; 1-7235; 1-7241; 1-7245; 1-7251; 1-7252; 1-7253; 1-7255				Trans.	103522		6885
Drive	7478		6984	71-07K8; 71-08K8; 71-10K8; 71-12K8			
1-7441				Drive	7473		6982
Drive	8160		6983	71-12KS			
Trans.	8334		6985	Drive	7478		6984
1-7451; 1-7451-2				71-14K8; 71-16K8			
Trans.	8334		6985	Drive	7473		6982
1-7452; 1-7453				71-16KS			
Drive	7478		6984	Drive	7478		6984
Trans.	8334		6985	72-08BP; 72-10BP			
1-7741; 1-7751				Drive	105477		6840
Drive	8133		6874	Mower	105476		A78
Trans.	8334		6985	Trans.	103522		6885
1-7841; 1-7851				81-08K8; 81-10K8; 81-12K8			
Drive	8133		6874	Drive	7473		6982
1-7931; 1-7932				81-12KS			
Drive	7478		6984	Drive	7478		6984
1-8741; 1-8745; 1-8751				81-14K8			
Trans.	8911		6883	Drive	7473		6982
1-8752				81-14KS			
Blade	8976		6855	Drive	7478		6984
Mower	8975		6858	81-16K8			
Trans.	8911		6883	Drive	7473		6982
1-8755				81-16KS			
Trans.	8911		6883	Drive	7478		6984
1-8756				82-08BP; 82-11BP			
Blade	8976		6855	Trans.	106518		6887
Mower	8975		6858	91-08K8; 91-10K8; 91-12K8			
Trans.	8911		6883	Drive	7473		6982
2-0102; 2-0112				91-12KS			
Forward & Reverse	103345	1250		Drive	7478		6984
2-0200 Lawn Ranger				91-14K8			
Trans.	8911		6883	Drive	7473		6982
2-0200-6 Lawn Ranger				91-14KS			
Drive	1576		6870	Drive	7478		6984
2-0210 Lawn Ranger; 2-0211 Lawn Ranger; 2- 0220 Lawn Ranger; 2-0230 Lawn Ranger				91-16K8			
Trans.	8911		6883	Drive	7473		6982
2-2641				91-16KS			
Drive	8430		6859	Drive	7478		6984
2-4300				92-08BP; 92-11BP			
Trans.	101137		A66	Trans.	106518		6887
3-0113; 3-0114				93-08EP			
Blade	8430		6859	Drive	104290	1293	
Trans.	103345	1250		107			
11-17KE01/C-175 Twin Auto				Drive	1576		6870
Drive	108502		6983	108-3; 108-4; 108-5; 111-5			
				J.S. To Deck	110420		6848
				Traction	110364		6833

Belts for Riding Mowers

Application	OEM No.	Standard Belts	Premium Belts	Application	OEM No.	Standard Belts	Premium Belts
WHEEL HORSE - Continued				WHEEL HORSE - Continued			
112C Drive			6834	520-H Deck	102742		6378
116-6 Eng. To Deck	110420	6848		520-HC Eng.	114895		6983
155; 156; 157 Blade	1555	6844		552; 603; 604; 605; 606; 607 Drive	1576		6870
Drive	1576	6870		612-2; 616-2 Drive	116527		6843
200 Series Trans.	108427	6463BR		633; 653; 654; 655; 656; 657; 673; 701; 702; 704 Drive	1576		6870
208-3 Drive	108427	6463BR		718-Z Blower	50104	2510	6851
208-4; 208-5; 210-5 Drive	114860	6893		Deck	30203		6584BR
211-3 Drive	108427	6463BR		753; 854; 855; 856; 857; 867 Drive	1576		6870
211-4 Drive	114860	6893		875; 876; 877 Drive	6146		6872
211-5 Drive	108427	6463BR		1045; 1055 Drive	1576		6870
Eng. To Deck	111624	6876		1056; 1057; 1067 Drive	1586		6876
211-6 Drive	108427	6463BR		1075 Drive	6146		6872
211-A Drive	109428	A74		Trans.	8005		6872
212-5; 212H Deck	113141	6876		1076; 1077 Drive	6489		6878
252-H; 257-H Drive	109428	A74		1100 Special Drive; W/8-Speed Drive	7473		6982
257H Deck	114718	6846		1116 Eng. To Deck	110420		6848
308; 310 Drive	7473	6982		1257; 1267 Drive	1586		6876
310-8 Deck Drive	102742	6378		1276; 1277 Drive	6489		6878
Eng. To Deck	102741	6638BR		2165 Deck	106516		A81
312 Drive	7473	6982		Trans.	108427		6463BR
P.T.O.	9750	6969		4178 Deck	1594		6781BR
312-8 Deck	102742	6378		Trans.	7473		6982
312-A; 314; 314-A Drive	7473	6982		78305 Drive	102741		6638BR
340-015; 360-015 Blade	7540935	6831		Spindle	8411	2770	
Deck	7540230	6755BR		78345 Drive	102742		6378
Trans.	7540936	6847		Spindle	6738		6886
Transaxle	7540255	6837		78350 Blade Drive	106125		6889
Drive; W/Turf Trac Drive	7540245	6859		Eng. To Deck	108834		6898
416 Drive; W/8-Speed Drive	7473	6982		78355 Deck; W/89" Belt O.C.	106125		6889
416-8 Eng. To Deck; W/77" Belt O.C.	10242	6877		Deck; W/98" Belt O.C.	108834		6898
Eng. To Deck; W/103 1/4" Belt O.C.	102742	6378		78360 Drive	102742		6378
416-H Drive	114895	6983		Spindle	1594		6781BR
417 Drive; W/8-Speed Drive	7473	6982		78390 Drive	113072		A100
417-A Drive	7473	6982		Spindle	112449		B128
418-A Eng. To Deck	10242	6877		A50 Trans.	9430		6836
418-C; 420-LSE Drive	7473	6982		A51; A81E; A81R Belt	9430		6836
502 Drive	1576	6870		Trans.	9430		6836
516-H; 518-H; 520-20H Eng.	114895	6983		A85 Drive	113105		6833
				A111 Belt	9430		6836
				Trans.	9430		6836

Belts for Riding Mowers

Application	OEM No.	Standard Belts	Premium Belts	Application	OEM No.	Standard Belts	Premium Belts
WHEEL HORSE - Continued				WHITE OUTDOOR PRODUCTS - Continued			
A115				144-822; 144-832 (GT1810)			
Drive	113105		6833	Deck	7540245		6859
B82; B112				Eng. To Transaxle	7540244		6840
Trans.	106518		6887	144-994 (GT1655)			
B115; B165				J.S.	7540244		6840
Traction	108427		6463BR	Eng. To Deck	7540230		6755BR
C85				Eng. To J.S.	7540245		6859
Drive; W/8-Speed Drive	7473		6982	317D			
C105				Blade; W/67" Belt O.C.; W/1/2" Belt T.W. ...	7540355		6448BR
Drive; W/8-Speed Eng.	7473		6982	Blade; W/67" Belt O.C.; W/5/8" Belt T.W. ...	7540151		6967
C125; C145; C165				336			
Drive; W/8-Speed Drive	7473		6982	Blade	7540342		6868
Drive; W/Automatic Drive	7478		6984	511			
C175				Variator; W/35" Belt O.C.	7540241		6494BR
Drive; W/82" Belt O.C.	7473		6982	Variator; W/38" Belt O.C.	7540240		6511BR
Drive; W/83" Belt O.C.			6983	514			
Eng. To Deck	102741		6638BR	Blade	7540229		6852
E81				Deck	7540264		6639BR
Traction	104290	1293		Eng. To J.S.; W/30" Deck	7540241		6494BR
GT1100				J.S. To Trans.; W/30" Deck	7540240		6511BR
Drive; W/8-Speed Drive	7473		6982	556; 666			
GT1142				Drive	7540349		6637BR
Deck	6738		6886	686			
Drive	7473		6982	Blade	7540293		6501BR
GT1600; GT1642				688			
Drive			6983	Blade; W/52" Belt O.C.	7540229		6852
GT1848				Blade; W/74" Belt O.C.	7540293		6501BR
Deck	1594		6781BR	Deck	7540277		6871
GT2500				690			
Drive; W/8-Speed Drive	7473		6982	Blade; W/52" Belt O.C.	7540229		6852
L105; L106; L107; L155; L156; L157				Blade; W/74" Belt O.C.	7540293		6501BR
Blade	1555		6844	Deck; W/2-Blades	7540151		6967
Drive	1576		6870	704			
Trans.	9691		6870	Blade; W/52" Belt O.C.	7540229		6852
LT1137				Blade; W/74" Belt O.C.	7540293		6501BR
Traction	108427		6463BR	708			
RE67				Blade; W/38" Deck	7540145		6488BR
Blade	1596		6851	722 Thru 757			
Drive	1597		6725	Variator	7540248		6431BR
Idler	6993		6822	746			
RM115; RM116				Drive	7540248		6431BR
Belt	1555		6844	Tiller Attachment	7540283		6895
RM483; RM484; RM485				776			
Blade Drive	1594		6781BR	Drive; W/37" Belt O.C.	7540255		6837
Main Drive	1595		6867	Drive; W/59" Belt O.C.	7540245		6859
RR47; RR67				782			
Blade	1596		6851	Blade	7540245		6859
Drive	1597		6725	Trans.	7540255		6837
Idler	6993		6822	802 Thru 827			
RR532; RR832				Deck	7540245		6859
Belt	9430		6836	Eng. To Transaxle	7540244		6840
SB371				822			
Trans.	106518		6887	Blade	7540245		6859
WHEELER				Trans.	7540244		6840
WES-725				842			
Blade	30631		6942	Blade	7540245		6859
WHITE OUTDOOR PRODUCTS				Trans.	7540177		6832
0042T-11				931			
Deck	9003003A		6895	Drive; W/56" Belt O.C.	7540230		6755BR
134A606F190; 134A676F190				Drive; W/69" Belt O.C.	7540260		5716
Blade	7540433		6630BR	935			
134B561B190				Belt; W/44" Rear Discharge	7540230		6755BR
Blade	7540264		6639BR	Blade; W/56" Belt O.C.	7540230		6755BR
Drive	7540241A		6494BR	Blade; W/74 1/2" Belt O.C.	7540293		6501BR
Trans.	7540240		6511BR	Drive	7540230		6755BR
134R616G190				936			
Drive	7540870		6947	Blade	7540230		6755BR
				990-009(R80)			
				Blade	7540200		6848
				Trans.	7540178	3820	

Belts for Riding Mowers

Application	OEM No.	Standard Belts	Premium Belts	Application	OEM No.	Standard Belts	Premium Belts
WHITE OUTDOOR PRODUCTS - Continued				WHITE OUTDOOR PRODUCTS - Continued			
990-012(T80)				990-141(R82)			
Blade	7540167		6964	Blade	7540188		6951
Trans.	7540198		6451BR	Trans.	7540207		6842
990-12(T-80)				990-141(R-82)			
Blade	32000997		6964	Blade	7540198		6451BR
Drive	320009962	2630	6863	Trans.	7540207		6842
990-013(T85)				991-106(R50); 991-106(R-50)			
Blade	7540151		6967	Blade	7540188		6951
Eng. To Variator	7540138		6950	Trans.	7540101		6517BR
Variator To Trans.	7540136		6931	991-137(GT1622)			
990-014(T100)				P.T.O.	7540227		6963
Blade	7540145		6488BR	Trans.	7540212		6945
Eng. To Variator	7540191		6865	991-183(R82); 991-183(R-82)			
Variator To Trans.	7540173	3370	6937	Blade	7540198		6451BR
990-027(GT1050); 990-028(GT1600)				Trans.	7540207		6842
Gen.	7540169		7355	991-185(T82)			
P.T.O.	7540165		6834	Blade	7540151		6967
Trans.	7540124	2570	6857	Trans.	7540191		6865
990-029(GT1650)				991-189(GT1655)			
Gen.	7540169		7355	Deck	7540230		6755BR
Trans.	7540124	2570	6857	J.S. To Trans.	7540255		6837
990-074(R50)				Eng. To J.S.	7540245		6859
Blade	7540188		6951	P.T.O.	7540234		6841
Eng. To Variator	7540187	3240	6924	991-248(T110)			
Variator To Trans.	7540136		6931	Blade	7540145		6488BR
990-074(R-50)				Trans.	7540226		6551BR
Blade	7540188		6951	991-249(T803)			
Trans.	7540136		6931	Blade	7540195		6854
Variable Speed	7540187	3240		Trans.	7540198		6451BR
990-075(T800)				991-250(1100)			
Blade	7540195		6854	Drive; W/38" Deck	7540214		6850
Trans.	7540198		6451BR	Blade	7540250	2530	6853
990-076(GT1000); 990-077(GT1000)				Trans.	7540248		6431BR
Blade	7540184		6852	991-251(1155); 991-252(1655)			
Clutch	7540182		6981	Drive; W/38" Deck	7540214		6850
Gear Box	7540180		6510BR	Eng. To J.S.	7540245		6859
Gen.	7540134		7330	J.S. To Trans.	7540255		6837
990-100(GT1050); 990-101(GT1600)				991-255(GT1822)			
Gen.	7540169		7355	P.T.O.	7540227		6963
P.T.O.	7540165		6834	Trans.	7540212		6945
Trans.	7540124	2570	6857	991-256(GT1855)			
990-103(GT1650)				P.T.O.	7540234		6841
Gen.	7540169		7355	992-106(R50); 992-106(R-50)			
Trans.	7540124	2570	6857	Blade	7540188		6951
990-106(R50); 990-106(T-50)				Trans.	7540101		6517BR
Blade	7540188		6951	992-141(R82)			
Trans.	7540101		6517BR	Blade	7540188		6951
990-116(T82)				Trans.	7540207		6842
Blade	7540151		6967	992-183(R82); 992-183(R-82)			
Trans.	7540191		6865	Blade	7540198		6451BR
990-117(T102)				Trans.	7540207		6842
Blade	7540145		6488BR	992-185(T82)			
Eng. To Variator	7540191		6865	Blade	7540151		6967
Variator To Trans.	7540173	3370	6937	Trans.	7540191		6865
990-118(T802)				992-248(T110)			
Blade	7540195		6854	Blade	7540145		6488BR
Trans.	7540198		6451BR	Trans.	7540226		6551BR
990-119(GT1020); 990-120(GT1620)				992-248(T-100)			
P.T.O.	7540210		6960	Blade	7540145		6488BR
Transaxle	7540212		6945	Trans.	7540198		6451BR
990-137(GT1622)				992-249(T803)			
P.T.O.	7540227		6963	Blade	7540195		6854
Trans.	7540212		6945	Trans.	7540198		6451BR
990-139 (T112)				992-250(LGT1100)			
Blade	7540225		6565	Drive; W/38" Deck	7540251		6809BR
Trans.	7540226		6551BR	Blade	7540250	2530	6853
990-140(T110)				Trans.	7540248		6431BR
Blade	7540145		6488BR	992-251(LGT1155); 992-252(LGT1655)			
Trans.	7540226		6551BR	Drive; W/38" Deck	7540251		6809BR
				Blade	7540250	2530	6853
				Trans.	7540248		6431BR
				992-251(LGT1155); 992-252(LGT1655)			
				Drive; W/38" Deck	7540251		6809BR
				Blade	7540250	2530	6853
				Trans.	7540248		6431BR

Belts for Riding Mowers

Application	OEM No.	Standard Belts	Premium Belts	Application	OEM No.	Standard Belts	Premium Belts
WHITE OUTDOOR PRODUCTS - Continued				WHITE OUTDOOR PRODUCTS - Continued			
992-251(LGT1155); 992-252(LGT1655) - Continued				LGT160			
Eng. To J.S.	7540245		6859	Variator	7540248		6431BR
J.S.	7540255		6837	LGT165 (826H)			
992-255(GT1822)				Drive	7540365		6798BR
P.T.O.	7540227		6963	LGT165 (836H)			
Trans.	7540212		6945	Blade; W/64" Belt O.C.	7540350		6464BR
992-256(GT1855); 994-256 (GT1655)				Blade; W/79" Belt O.C.	7540349		6637BR
P.T.O.	7540234		6841	Drive	7540365		6798BR
994-300 (LGT1655)				LGT165/GT/180 (826H/846H)			
Blade	7540244		6840	Blade; W/64" Belt O.C.	7540350		6464BR
994-302 (GT1855)				Blade; W/79" Belt O.C.	7540349		6637BR
P.T.O.	7540234		6841	LGT1600 (Model 138-754)			
994-303 (GT1822)				Belt; W/46" Deck	7540350		6464BR
Trans.; W/45" Belt O.C.	7540212		6945	LGT1655			
Trans.; W/63" Belt O.C.	7540227		6963	Deck	7540230		6755BR
994-304 (GT1610)				J.S. To Trans.	7540255		6837
Blade	7540245		6859	Eng. To J.S.	7540245		6859
Trans.	7540244		6840	LT11			
994-306 (LGT1600)				Eng. To Deck	7540342		6868
Variable Speed	7540248		6431BR	LT12			
994-308 (LT110)				Deck	7540329		6630BR
Blade; W/69" Belt O.C.	7540145		6488BR	LT12 (133H471F)			
Blade; W/85" Belt O.C.	7540266		6775BR	Drive	7540281		6405BR
995; 996				LT12 (133K676F190); LT14 (133R676G190)			
Drive	7540234		6841	Drive	7540370		6439BR
998				LT84			
Hydro. Traction	7540234		6841	Deck	7540151		6967
FR11; FR18C				LT110			
Eng. To Deck	9003004		6854	Deck	7540145		6488BR
Trans.	9003011		6839	LT120			
FR-12				Deck; W/64" Belt O.C.	7540350		6464BR
Trans.	9003011		6839	Deck; W/69 1/4" Belt O.C.	7540329		6630BR
FR-1800				LT125 (606F)			
Drive	9003011		6839	Drive	7540349		6637BR
FR-2000C				LT125 (706F); LT125 (716F)			
Blade	9003006		6853	Drive	7540372		6881
FR-2200D				LT140			
Drive; W/62" Deck	9003020		6971	Deck	7540329		6630BR
Drive; W/72" Deck	9003016		6984	LT165; LT180			
FR-2200G				Blade	7540349		6637BR
Drive; W/62" Deck	9003021		6966	Deck	7540350		6464BR
Drive; W/72" Deck	9003015		6981	R53; R86			
GT180				Deck; W/30" Deck	7540264		6639BR
Eng. To Deck	7540350		6464BR	Eng. To J.S.; W/30" Deck	7540241		6494BR
GT185				J.S. To Trans.; W/30" Deck	7540240		6511BR
Blade	7540349		6637BR	R-10 (133B561B190B)			
P.T.O.	7540350		6464BR	Blade	7540264		6639BR
GT205				Drive; W/35" Belt O.C.	7540241		6494BR
Blade	7540291		6641BR	Drive; W/38" Belt O.C.	7540240		6511BR
P.T.O.	7540364		6482BR	R-10 (521B)			
GT1610				Blade	7540264		6639BR
J.S.	7540244		6840	Drive	7540240		6511BR
Eng. To Deck	7540230		6755BR	R-10 (521D)			
Eng. To J.S.	7540245		6859	Blade; W/47" Belt O.C.	7540290		6847
GT1845				Blade; W/63" Belt O.C.	7540347		6847BR
Eng. To J.S.	7540229		6852	WHITE STORES			
Tiller Attachment	7540283		6885	86-121			
GT2055				P.T.O.	7540165		6834
Blade	1469		B133	Trans.	7540124		6857
L10 (425E)				86-123			
Blade	7540364		6482BR	P.T.O.	7540165		6834
L11 (847)				86-502; 86-515			
Drive	7540281		6405BR	Blade; W/25" Deck	7540138	3500	6950
L12 (666F)				Blade; W/30" Deck	7540167		6964
Drive	7540370		6439BR	Trans.	7540164	2630	6863
L145 (736G)				86-530			
Drive	7540372		6881	Deck	7540145		6488BR
				Trans.	7540127		6966

Lawn & Garden Equipment

Belts for Riding Mowers

Application	OEM No.	Standard Belts	Premium Belts
WHITE STORES - Continued			
86-530 - Continued			
Variable Speed	7540173	3370	6937
87-75; 87-80			
Trans.	7540112	3800	6980
87-110			
Blade	7540184		6852
Starter/Gen.	7540134		7330
Eng. To Deck	7540180		6510BR
Trans.; W/81" Belt O.C.	7540182	3810	6981
Trans.; W/80" Belt O.C.	7540112	3800	6980
87-112			
J.S.	7540245		6859
Starter/Gen.	7540134		7330
Trans.	7540244		6840
87-113			
Trans.	7540182	3810	6981
87-115			
Starter/Gen.; W/33" Belt O.C.	7540134		7330
Starter/Gen.; W/38" Belt O.C.	7540139		7380
Trans.; W/57" Belt O.C.	7540124		6857
Trans.; W/81" Belt O.C.	7540182	3810	6981
87-120			
P.T.O.	7540123		3V335
Trans.	7540124		6857
87-121			
P.T.O.	7540165		6834
Starter/Gen.	7540139		7380
Trans.	7540124		6857
87-122			
P.T.O.	7540165		6834
87-123			
P.T.O.	7540165		6834
Starter/Gen.	7540169		7355
Trans.	7540124		6857
87-125			
P.T.O.	7540123		3V335
Trans.	7540124		6857
87-400			
Blade	7540188		6951
Trans.	7540101		6517BR
87-402			
Blade	7540147	3520	6952
Eng. To Variator	7540135		6925
Variator To Trans.	7540136		6931
87-405			
Blade	7540188		6951
Trans.	7540101		6517BR
87-430			
Blade	7540178	3820	6982
Trans.	7540185		6849
87-440			
Blade	7540198		6451BR
Trans.	7540207		6842
87-502			
Blade	7540935	2310	6831
Trans.	7540108	2460	6846
87-515			
Drive	7540164	2630	6863
87-517			
Blade	7540195		6854
Trans.	7540198		6451BR
87-520			
Blade	7540151		6967
Eng. To Variator	7540138	3500	6950
Variator To Trans.	7540136		6931
87-521			
Blade	7540151		6967
Trans.	7540191		6865
87-524; 87-525			
Blade	7540151		6967

Application	OEM No.	Standard Belts	Premium Belts
WHITE STORES - Continued			
87-524; 87-525 - Continued			
Eng. To Variator	7540138	3500	6950
Variator To Trans.	7540136		6931
87-530			
Blade	7540145		6488BR
Drive	7540173	3370	6937
Eng. To Variator	7540191		6865
Trans.	7540127		6966
87-540			
Blade	7540145		6488BR
Trans.	7540266		6775BR
87-5105			
Blade	7540249		6930
Trans.	7540264		6639BR
87-5108			
Variator; W/35" Belt O.C.	7540241		6494BR
Variator; W/38" Belt O.C.	7540240		6511BR
87-5211			
Blade	7540145		6488BR
Trans.	7540266		6775BR
130-340			
Blade	7540107		6830
Trans.	7540936		6847
130-410			
Blade	7540138	3500	6950
Trans.	7540101		6517BR
130-420			
Blade	7540127		6966
Eng. To Variator	7540135		6925
Variator To Trans.	7540136		6931
130-460			
Blade	7540118		6963
Trans.	7540937	3590	6959
132-390			
Blade; W/25" Deck	7540138	3500	6950
Blade; W/30" Deck	7540167		6964
Trans.	7540164	2630	6863
132-418			
Blade	7540147	3520	6952
Eng. To Variator	7540135		6925
Variator To Trans.	7540136		6931
132-485			
Blade	7540151		6967
Eng. To Variator	7540138	3500	6950
Variator To Trans.	7540136		6931
133-380			
Blade	7540138	3500	6950
Trans.	7540164	2630	6863
133-390			
Blade	7540167		6964
Trans.	7540164	2630	6863
133-420			
Blade	7540147	3520	6952
Eng. To Variator	7540135		6925
Variator To Trans.	7540136		6931
133-445			
Blade	7540178	3820	6982
Trans.	7540179		6950
133-495			
Blade	7540145		6488BR
Trans.	7540127		6966
134-380			
Blade	7540138	3500	6950
Trans.	7540164	2630	6863
134-390			
Blade	7540167		6964
Trans.	7540164	2630	6863
134-445			
Blade	7540178	3820	6982
Trans.	7540185		6849

Belts for Riding Mowers

Application	OEM No.	Standard Belts	Premium Belts	Application	OEM No.	Standard Belts	Premium Belts
WHITE STORES - Continued				WOODS - Continued			
134-465				6215; 6250			
Blade	7540151		6967	Fan			7343
Eng. To Variator	7540138	3500	6950	P.T.O.	70341		AX34
Variator To Trans.	7540136		6931	V23			
134-495				Drive	35582		6828
Blade	7540145		6488BR	V42			
Eng. To J.S.	7540191	3370	6865	Belt; W/CM36 Deck	35583		6851
J.S. To Trans.	7540173		6937	WRIGHT MANUFACTURING, INC.			
135-330				WS3215KAW; WS3216KAW; WS3217KAWRE;			
Trans.	7540239	2290	6829	WS3218KAWRE			
135-340				Hydro.	71460033		6819BR
Blade	7540935	2310	6831	Deck Drive	71460063		6838BR
Trans.	7540936		6847	WS3615KAW; WS3616KAW; WS3617KAWRE;			
135-380				WS3618KAWRE			
Blade	7540935	2310	6831	Hydro.	71460033		6819BR
Trans.	7540108	2460	6846	Deck Drive	71460062		6675BR
136-501				WS4217KAWRE; WS4218KAWRE			
Variator	7540240		6511BR	Hydro.	71460033		6819BR
136-514				Deck Drive	71460013		6839BR
Variator	7540241		6494BR	WS4817KAW; WS4817KAWRE; WS4818KAWRE			
140-660; 142-669				Hydro.	71460033		6819BR
Starter/Gen.	7540134		7330	Eng. To Deck	71460074		6644BR
Trans.	7540112	3800	6980	Blade To Blade	71460070		6822BR
142-760; 142-960				WS4819KAW; WS4820KAW			
P.T.O.	7540165		6834	Hydro.	71460064		6837BR
Starter/Gen.	7540139		7380	Eng. To Deck	71460123		6840BR
Trans.	7540124		6857	Blade To Blade	71460070		6822BR
142-990				WS4823KAW			
P.T.O.	7540165		6834	Hydro.	71460064		6837BR
143-660				Eng. To Deck	71460123		6840BR
Blade	7540184		6852	Blade Drive	71460070		6822BR
Starter/Gen.	7540134		7330	WS4824KAW			
Eng. To Deck	7540180		6510BR	Hydro.	71460064		6837BR
Trans.	7540182	3810	6981	Eng. To Deck	71460123		6840BR
143-760				Blade To Blade	71460070		6822BR
Starter/Gen.	7540134		7330	WS5217KAWRE; WS5219KAW			
Trans.	7540182	3810	6981	Hydro.; Ser. No. 49704 & Before	71460033		6819BR
143-960				Hydro.; Ser. No. 49705 & After	71460064		6837BR
P.T.O.	7540165		6834	Eng. To Deck; Ser. No. 49704 & Before	71460003		6815BR
Starter/Gen.	7540139		7380	Eng. To Deck; Ser. No. 49705 & After	71460107		6866BR
Trans.	7540124		6857	Blade To Blade; Ser. No. 49704 & Before	71460002		6564BR
143-990				Blade To Blade; Ser. No. 49705 & After	71460065		6823BR
P.T.O.	7540165		6834	WS5220KAW			
Starter/Gen.	7540169		7355	Hydro. Drive	71460064		6837BR
Trans.	7540124		6857	Eng. To Deck	71460107		6866BR
144-672				Blade Drive	71460065		6823BR
Blade	7540184		6852	WS5223KAW			
Eng. To Deck	7540180		6510BR	Hydro.; Ser. No. 49704 & Before	71460033		6819BR
Trans.	7540182	3810	6981	Hydro.; Ser. No. 49705 & After	71460064		6837BR
144-918				Eng. To Deck; Ser. No. 49704 & Before	71460003		6815BR
P.T.O.	7540227		6963	Eng. To Deck; Ser. No. 49705 & After	71460107		6866BR
Trans.	7540212		6945	Blade To Blade; Ser. No. 49704 & Before	71460002		6564BR
144-960; 144-990				Blade To Blade; Ser. No. 49705 & After	71460065		6823BR
P.T.O.	7540165		6834	WS5223KCE			
Trans.	7540124		6857	Blade To Blade	71460002		6564BR
511; 514				Eng. To Deck	71460003		6815BR
Variator; W/35" Belt O.C.	7540241		6494BR	Hydro.	71460033		6819BR
Variator; W/38" Belt O.C.	7540240		6511BR	WS5224KAW			
WOODS				Hydro. Drive	71460064		6837BR
1855				Eng. To Deck	71460107		6866BR
Eng. To J.S.	381914		AX34	Blade Drive	71460065		6823BR
1860				WS5225KAW			
Eng. To J.S.; W/Kubota D600 Eng.	381914		AX34	Hydro.; Ser. No. 49704 & Before	71460033		6819BR
Fan & Alt.; W/Kubota D600 Eng.	REMF1320		7320	Hydro.; Ser. No. 49705 & After	71460064		6837BR
2150				Eng. To Deck; Ser. No. 49704 & Before	71460003		6815BR
Eng. To J.S.	381914		AX34	Eng. To Deck; Ser. No. 49705 & After	71460107		6866BR
6160; 6182; 6210				Blade To Blade; Ser. No. 49704 & Before	71460002		6564BR
P.T.O.	70341		AX34	Blade To Blade; Ser. No. 49705 & After	71460065		6823BR
				WS5226KAW			
				Hydro. Drive	71460064		6837BR
				Eng. To Deck	71460107		6866BR

Lawn & Garden Equipment

Belts for Riding Mowers

Application	OEM No.	Standard Belts	Premium Belts
WRIGHT MANUFACTURING, INC. - Continued			
WS5226KAWE - Continued			
Blade Drive	71460065		6823BR
WS6123KAWE			
Hydro.; Ser. No. 49704 & Before	71460033		6819BR
Hydro.; Ser. No. 49705 & After	71460064		6837BR
Eng. To Deck; Ser. No. 49704 & Before	71460013		6839BR
Eng. To Deck; Ser. No. 49705 & After	71460071		6856BR
Blade To Blade; Ser. No. 49704 & Before	71460012		6854BR
Blade To Blade; Ser. No. 49705 & After	71460067		6855BR
WS6123KCE			
Blade To Blade	71460013		6839BR
Eng. To Deck	71460012		6854BR
Hydro.	71460033		6819BR
WS6124KAWE			
Hydro. Drive	71460064		6837BR
Eng. To Deck	71460071		6856BR
Blade Drive	71460067		6855BR
WS6125KAWE			
Hydro.; Ser. No. 49704 & Before	71460033		6819BR
Hydro.; Ser. No. 49705 & After	71460064		6837BR
Eng. To Deck; Ser. No. 49704 & Before	71460013		6839BR
Eng. To Deck; Ser. No. 49705 & After	71460071		6856BR
Blade To Blade; Ser. No. 49704 & Before	71460012		6854BR
Blade To Blade; Ser. No. 49705 & After	71460067		6855BR
WS6126KAWE			
Hydro. Drive	71460064		6837BR
Eng. To Deck	71460071		6856BR
Blade Drive	71460067		6855BR
WSE4819KAWE; WSE4823KAWE			
Hydro.; Ser. No. 26979 & Before	71460041		6685BR
Hydro.; Ser. No. 26980 & After	71460064		6837BR
Deck Drive; Ser. No. 26979 & Before	71460040		6857BR
Eng. To Deck; Ser. No. 26980 & After	71460063		6838BR
Blade To Blade; Ser. No. 26980 & After	71460070		6822BR
WSE4823KCE			
Deck	71460040		6857BR
Hydro.	71460041		6685BR
WSE5223KAWE			
Hydro.; Ser. No. 26979 & Before	71460041		6685BR
Hydro.; Ser. No. 26980 & After	71460064		6837BR
Deck Drive; Ser. No. 26979 & Before	71460035		6858BR
Eng. To Deck; Ser. No. 26980 & After	71460062		6675BR
Blade To Blade; Ser. No. 26980 & After	71460065		6823BR
WSE5223KCE			
Deck	71460035		6858BR
Hydro.	71460041		6685BR
WSE5225KAWE			
Hydro.; Ser. No. 26979 & Before	71460041		6685BR
Hydro.; Ser. No. 26980 & After	71460064		6837BR
Deck Drive; Ser. No. 26979 & Before	71460035		6858BR
Eng. To Deck; Ser. No. 26980 & After	71460062		6675BR
Blade To Blade; Ser. No. 26980 & After	71460065		6823BR
WSE5225KCE			
Deck	71460035		6858BR
Hydro.	71460041		6685BR
WSE6123KAWE			
Hydro.; Ser. No. 26979 & Before	71460041		6685BR
Hydro.; Ser. No. 26980 & After	71460064		6837BR
Deck Drive; Ser. No. 26979 & Before	71460036		6589BR
Eng. To Deck; Ser. No. 26980 & After	71460013		6839BR
Blade To Blade; Ser. No. 26980 & After	71460067		6855BR
WSE6123KCE			
Deck	71460036		6589BR
Hydro.	71460041		6685BR
WSE6125KAWE			
Hydro.; Ser. No. 26979 & Before	71460041		6685BR
Hydro.; Ser. No. 26980 & After	71460064		6837BR
Deck Drive; Ser. No. 26979 & Before	71460036		6589BR
Eng. To Deck; Ser. No. 26980 & After	71460013		6839BR
Blade To Blade; Ser. No. 26980 & After	71460067		6855BR

Application	OEM No.	Standard Belts	Premium Belts
WRIGHT MANUFACTURING, INC. - Continued			
WSE6125KCE			
Deck	71460036		6589BR
Hydro.	71460041		6685BR
WSES3617KAWE; WSES3618KAWE; WSES3619KAWE; WSES3620KAWE			
Hydro.	71460066		6820BR
Deck Drive	71460063		6838BR
WSES4217KAWE; WSES4218KAWE; WSES4219KAWE; WSES4220KAWE			
Hydro.	71460066		6820BR
Deck Drive	71460013		6839BR
WSES4819KAWE; WSES4820KAWE; WSES4823KAWE; WSES4825KAWE			
Hydro.	71460066		6820BR
Eng. To Deck	71460063		6838BR
Blade Drive	71460070		6822BR
WSES5219KAWE; WSES5220KAWE; WSES5223KAWE; WSES5225KAWE			
Hydro.	71460066		6820BR
Eng. To Deck	71460062		6675BR
Blade Drive	71460065		6823BR
WSPX4824KAWE			
Hydro. Drive	71460064		6837BR
Eng. To Deck	71460123		6840BR
Blade Drive	71460070		6822BR
WSPX5224KAWE			
Hydro. Drive	71460064		6837BR
Eng. To Deck	71460107		6866BR
Blade Drive	71460065		6823BR
WSPX6126KAWE			
Hydro. Drive	71460064		6837BR
Eng. To Deck	71460071		6856BR
Blade Drive	71460067		6855BR
WSR3617KAWE; WSR3618KAWE; WSR3619KAWE; WSR3620KAWE			
Hydro.	71460066		6820BR
Deck Drive	71460063		6838BR
WSR4217KAWE; WSR4218KAWE; WSR4219KAWE; WSR4220KAWE			
Hydro.	71460066		6820BR
Deck Drive	71460013		6839BR
WSR4819KAWE; WSR4820KAWE; WSR4823KAWE; WSR4825KAWE			
Hydro.	71460066		6820BR
Eng. To Deck	71460063		6838BR
Blade Drive	71460070		6822BR
WSR5219KAWE; WSR5220KAWE; WSR5223KAWE; WSR5225KAWE			
Hydro.	71460066		6820BR
Eng. To Deck	71460062		6675BR
Blade Drive	71460065		6823BR
WSTX4824KAWE			
Hydro.	71460064		6837BR
Eng. To Deck	71460123		6840BR
Blade Drive	71460070		6822BR
WSTX5224KAWE			
Hydro.	71460064		6837BR
Eng. To Deck	71460107		6866BR
Blade Drive	71460065		6823BR
WSTX6126KAWE			
Hydro.	71460064		6837BR
Eng. To Deck	71460071		6856BR
Blade Drive	71460067		6855BR
WSZK5227KAWE; WSZK5231KAWE			
Blade Drive	71460065		6823BR
WSZK6131KAWE			
Eng. To Deck	71460040		6857BR
Blade Drive	71460067		6855BR

Belts for Riding Mowers

Application	OEM No.	Standard Belts	Premium Belts	Application	OEM No.	Standard Belts	Premium Belts
WRIGHT MANUFACTURING, INC. - Continued				YARD MACHINES - Continued			
WZ4821KAWE; WZ4823KAWE; WZ4827KAWE				13AC762F000			
Hydro	71460074		6644BR	Drive - Upper	7540241A		6494BR
Blade Drive	71460070		6822BR	Drive - Lower	75404001A		6969
Blower	71460099		6711BR	Deck	75404062		6774BR
WZ5223KAWE; WZ5225KAWE; WZ5227KAWE; WZ5231KAWE				13AC762F020			
Hydro	71460074		6644BR	Drive - Upper	9540241A		6494BR
Blade Drive	71460065		6823BR	Drive - Lower	95404249A		6520BR
Blower	71460099		6711BR	Deck Drive	95404062		6774BR
WZ6125KAWE; WZ6127KAWE; WZ6131KAWE				13AC762F729			
Hydro	71460074		6644BR	Drive - Upper	7540241A		6494BR
Blade Drive	71460067		6855BR	Drive - Lower	75404001A		6969
Blower	71460099		6711BR	Deck	75404062		6774BR
YAMAHA				13AE451F			
YT3600				Deck			
Blade			6965	Eng.	7540329A		6630BR
Deck	LB109		B106	Trans.	7540280		6447BR
YT6700				Trans.			
Belt; W/68" Deck			6968		7540281		6405BR
YT6800				13AF685G700; 13AF688G722			
Belt; W/48" Deck			6966	Drive - Upper	75404002		6618BR
Belt; W/68" Deck			6968	Drive - Lower	75404001A		6969
Blade	LB103		B100	Deck Drive	7540371A		6402BR
Trans.; W/48" Deck	LA85		6885	13AF695G700; 13AF698G722			
YANMAR				Drive			
GT14				Deck Drive			
Fan & Alt.	121023		▲9335HD		7540338		6877
Mid-Deck				Deck Drive			
Belt; W/98" Belt O.C.			6998		7540371A		6402BR
YMR60 Mower				Fan			
Belt			6974		7540441		6417BR
YARD MACHINES				13AH660F			
13A1660F000				Eng. To Deck			
Drive - Upper	75404002		6618BR	Eng. To V.S.	7540280A		6447BR
Drive - Lower	75404001A		6969	V.S. To Trans.	7540370		6439BR
Deck Drive	7540329A		6630BR	13AH661F			
13A1760F700; 13A1762F029; 13A1762F229; 13A1762F700; 13A1762F729; 13A3760F700; 13A3762F700				Eng. To Deck			
Drive - Upper	7540241A		6494BR	Eng. To V.S.	7540280		6447BR
Drive - Lower	75404001A		6969	V.S. To Trans.	7540370		6439BR
Deck	75404062		6774BR	13AH762F752			
13A3791G700				Drive - Upper			
Drive	75404074A		6414BR	Drive - Lower	75404001A		6969
Deck	75404060B		6776BR	Deck	75404062		6774BR
13A6665H				13AL450C			
Cross Deck	7540440		6477BR	Deck	7540445		6563BR
Eng.	7540280		6447BR	Eng.	7540280		6447BR
Eng. To Deck	7540439		6406BR	Trans.	7540281		6405BR
Trans.	7540370		6439BR	13AL660F			
13A6695H				Eng. To Deck			
Cross Deck	7540440		6477BR	Eng. To V.S.	7540280		6447BR
Drive	7540349		6637BR	V.S. To Trans.	7540370		6439BR
Eng. To Deck	7540439		6406BR	13AM475F			
13AB560B				Deck			
Deck	7540264		6639BR	Eng.	7540329A		6630BR
Eng.	7540241		6494BR	Eng.	7540280		6447BR
Trans.	7540240		6511BR	Trans.	7540281		6405BR
13AC560B				13AM660F700			
Deck	7540264		6639BR	Drive - Upper	75404002		6618BR
Eng.	7540241A		6494BR	Drive - Lower	75404001A		6969
Trans.	7540240		6511BR	Deck Drive; W/38" Deck	7540329A		6630BR
13AC650F700				13AM660G			
Drive - Upper	75404002		6618BR	Eng. To Deck	7540371A		6402BR
Drive - Lower	75404001A		6969	Eng. To V.S.	7540280		6447BR
Deck Drive	7540329A		6630BR	V.S. To Trans.	7540370		6439BR
13AC650F700				13AM675G			
Drive - Upper	75404002		6618BR	Eng. To Deck	9540371A		6402BR
Drive - Lower	75404001A		6969	Eng. To V.S.	9540280A		6447BR
Deck Drive	7540329A		6630BR	V.S. To Trans.	7540370		6439BR
13AC650F700				13AM685G000			
Drive - Upper	75404002		6618BR	Drive - Upper	75404002		6618BR
Drive - Lower	75404001A		6969	Drive - Lower	75404001A		6969
Deck Drive	7540329A		6630BR	Deck Drive	7540371A		6402BR

Lawn & Garden Equipment

▲ Standard Belt May Also Be Available.

Belts for Riding Mowers

Application	OEM No.	Standard Belts	Premium Belts
YARD MACHINES - Continued			
13AM762F052			
Drive - Upper	7540241A		6494BR
Drive - Lower	75404001A		6969
Deck	75404062		6774BR
13AM762G752			
Drive - Upper	7540241A		6494BR
Drive - Lower	75404001A		6969
Deck	75404060B		6776BR
13AM772F000; 13AM772F700			
Drive - Upper	7540241A		6494BR
Drive - Lower	75404001A		6969
Deck	75404062		6774BR
13AM772S000			
Drive - Upper	9540241A		6494BR
Drive - Lower	95404249A		6520BR
Deck Drive	95404060B		6776BR
13AM6660G700			
Drive - Upper	75404002		6618BR
Drive - Lower	75404001A		6969
Deck Drive	7540371A		6402BR
13AN475F			
Deck	7540329A		6630BR
Eng.	7540280		6447BR
Trans.	7540281		6405BR
13AN665G000			
Drive - Upper	75404002		6618BR
Drive - Lower	75404001A		6969
Deck Drive	7540371A		6402BR
13AN695G			
Deck	7540371A		6402BR
Fan	7540441		6417BR
13AN771G729; 13AN771G731			
Drive - Upper	7540241A		6494BR
Drive - Lower	75404001A		6969
Deck	75404060B		6776BR
13AN771H729			
Drive - Upper	7540241A		6494BR
Drive - Lower	75404001A		6969
Eng. To Deck	75404142		6524BR
Spindle	7540349		6637BR
13AN772G000; 13AN772G029; 13AN772G229; 13AN772G700; 13AN772G729			
Drive - Upper	7540241A		6494BR
Drive - Lower	75404001A		6969
Deck	75404060B		6776BR
13AQ607H			
Cross Deck	7540349		6637BR
Drive	7540468		6556BR
P.T.O.; W/Electric P.T.O.	7540474		6480BR
P.T.O.; W/Man. P.T.O.	7540486		6502BR
Variable Speed	7540467		6606BR
13AQ665H			
Cross Deck	7540440		6477BR
Eng. To Deck	7540439		6406BR
Eng. To V.S.	7540280		6447BR
V.S. To Trans.	7540370		6439BR
13BC762F000			
Drive - Upper	9540241A		6494BR
Drive - Lower	95404249A		6520BR
Deck Drive	95404062		6774BR
13BN771G729			
Drive - Upper	7540241A		6494BR
Drive - Lower	75404001A		6969
Deck	75404060B		6776BR
13BQ607H000			
Drive - Upper	7540468		6556BR
Drive - Lower	7540467		6606BR
Deck Drive	7540349		6637BR
13CH660F000			
Drive - Upper	75404002		6618BR
Drive - Lower	75404001A		6969
Deck Drive	7540329A		6630BR

Application	OEM No.	Standard Belts	Premium Belts
YARD MACHINES - Continued			
13RN772G029; 13RN772G229; 13RN772G729			
Drive - Upper	7540241A		6494BR
Drive - Lower	75404001A		6969
Deck	75404060B		6776BR
14AJ825P			
Cross Deck	7540291A		6641BR
Eng. To Deck	7540364		6482BR
Eng. To V.S.	7540280		6447BR
V.S. To Trans.	7540446		6605BR
14AS83AH			
Cross Deck	7540349		6637BR
Drive	7540461		6519BR
Eng.	7540350		6464BR
14AS825H			
Cross Deck	7540349		6637BR
Deck	7540350		6464BR
Drive	7540280		6447BR
Trans.	7540446		6605BR
YARD-MAN			
13AC76LF055			
Drive - Upper	95404265		6934
Drive - Lower	95404249A		6520BR
Deck Drive	95404062		6774BR
13AC762F755			
Drive - Upper	7540241A		6494BR
Drive - Lower	75404001A		6969
Deck Drive	75404062		6774BR
13AD674G; 13AI674G			
Deck	7540371A		6402BR
13AJ694H			
Cross Deck	7540440		6477BR
Eng. To Deck	7540439		6406BR
Trans.	7540441		6417BR
13AM772G755			
Drive - Upper	7540241A		6494BR
Drive - Lower	75404001A		6969
Deck Drive	75404060B		6776BR
13AM772S055			
Drive - Upper	9540241A		6494BR
Drive - Lower	95404249A		6520BR
Deck Drive	95404060B		6776BR
13AN771G755			
Drive - Upper	7540241A		6494BR
Drive - Lower	75404001A		6969
Deck	75404060B		6776BR
13AN791G755			
Drive	75404074A		6414BR
Deck	75404060B		6776BR
13AN795S001			
Drive	95404252		6884
Deck Drive	95404060B		6776BR
13AO771H055			
Drive - Upper	7540241A		6494BR
Drive - Lower	75404001A		6969
Eng. To Deck	75404142		6524BR
Deck Drive	7540349		6637BR
13AO772G055			
Drive - Upper	7540241A		6494BR
Drive - Lower	75404001A		6969
Deck	75404060B		6776BR
13AO772H755			
Drive - Upper	7540241A		6494BR
Drive - Lower	75404001A		6969
Eng. To Deck	75404142		6524BR
Deck Drive	7540349		6637BR
13AO772S055			
Drive - Upper	9540241A		6494BR
Drive - Lower	95404249A		6520BR
Deck Drive	95404060B		6776BR
13AO785T055			
Drive - Upper	95404208		6941

Belts for Riding Mowers

Application	OEM No.	Standard Belts	Premium Belts	Application	OEM No.	Standard Belts	Premium Belts	
YARD-MAN - Continued				YARD-MAN - Continued				
13AO785T055 - Continued				17AF2ACP001				
Drive - Lower	9540467A		6606BR	Trans.	95404043A	2580		
Deck Drive	95404219		6651BR	Deck Drive	95404044A		6842BR	
13AP605H755				42"				
Drive - Upper	7540468		6556BR	Drive; W/15 H.P. Eng.; Hydro. Model	7540441		6417BR	
Drive - Lower	7540467		6606BR	Drive; W/18 H.P. Eng.; Hydro. Model	7540441		6417BR	
Deck Drive	75404118		6777BR	P.T.O.; W/15 H.P. Eng.; Hydro. Model	7540371A		6402BR	
13AP615P755				P.T.O.; W/18 H.P. Eng.; Hydro. Model				7540371A
Drive	7540461		6519BR	P.T.O.; W/15 H.P. Eng.; W/7-Speed Drive	7540371A		6402BR	
Deck Drive	75404048		6946BR	46" Cut Hydro				
13AT604G701				Blade; W/22 H.P. Eng.				7540349
Drive - Upper	7540468		6556BR	P.T.O.; W/22 H.P. Eng.	7540350		6637BR	
Drive - Lower	7540467		6606BR	50" Cut 14 Speed Hi-Lo Trans.				
Deck Drive	7540498		6448BR	Blade; W/22 H.P. Eng.	7540291		6641BR	
13AT604H701				P.T.O. To Deck; W/22 H.P. Eng.				7540364
Drive - Upper	7540468		6556BR	50" Cut Hydro				
Drive - Lower	7540467		6606BR	Blade; W/22 H.P. Eng.				7540291
Deck Drive	7540349		6637BR	Drive; W/22 H.P. Eng.	7540349		6637BR	
13AT605G755				P.T.O. To Deck; W/22 H.P. Eng.				7540364
Drive - Upper	7540468		6556BR	131-659F400; 131-704F400				
Drive - Lower	7540467		6606BR	Belt; W/38" Deck				7540329A
Deck Drive	75404060B		6776BR	131-734G400				
13AT605H755				Belt; W/42" Deck				7540373A
Drive - Upper	7540468		6556BR	Transaxle	7540372		6973	
Drive - Lower	7540467		6606BR	131-754F400				
Deck Drive	7540349		6637BR	Belt; W/38" Deck				7540329A
13AU615P755				131-824H400				
Drive	7540461		6519BR	Belt; W/46" Deck				7540349
Deck Drive	75404048		6946BR	P.T.O.	7540350		6637BR	
13AX90YT001				Transaxle				7540365
Drive - Upper	95404208		6941	135-102TN7135				
Drive - Lower	95404267		6820BR	P.T.O.				7540443
Deck Drive	95404219		6651BR	136A694F				
13AX605G755				Deck; W/Cast Aluminum Spindle				7540329A
Drive - Upper	7540468		6556BR	Deck; W/Steel Spindle	7540433		6630BR	
Drive - Lower	7540467		6606BR	136X694G				
Deck Drive	75404045		6663BR	Deck				7540371A
13AX615G055				140-107HG6140 Hydro				
Spindle; W/42" Deck	75404045		6663BR	Drive				7540441
Drive	75404165		6519BR	P.T.O.				7540371A
13AX694G				141-844H400				
Deck	7540371A		6402BR	Belt; W/46" Deck				7540349
Drive; 1997	7540441		6417BR	3700-0				
Drive; 1998	7540349		6637BR	Blade				165143
13AX694G401				Trans.				165160
Drive	7540441		6417BR	3700-1				
P.T.O.	7540371A		6402BR	Blade				165143
13BP605H755				Trans.				165181
Drive - Upper	7540468		6556BR	3700-2				
Drive - Lower	7540467		6606BR	Blade				165143
Eng. To Deck	75404122		6713BR	Trans.				165160
Deck Drive	7540349		6637BR	3700-3				
13BX605G755				Blade				165143
Spindle; W/42" Deck	75404045		6663BR	Trans.				165181
Drive - Upper	7540468		6556BR	3710-0				
Drive - Lower	7540467		6606BR	Blade				165143
13RN772G055				Trans.				165160
Drive - Upper	7540241A		6494BR	3720-0				
Drive - Lower	75404001A		6969	Blade				165159
Deck	75404060B		6776BR	Trans.				165160
14AU844H				3720-1; 3720-2; 3720-3				
Drive	7540446		6605BR	Blade				165183
Eng.	7540350		6464BR	Trans.				165181
Trans.	7540349		6637BR	3730-0				
14AW834H				Blade				165159
Cross Deck	7540349		6637BR	Trans.				165160
Drive	7540461		6519BR	3730-1; 3730-2; 3730-3				
Eng.	7540350		6464BR	Blade				165183
17AC2ACG055; 17AC2ACS055				Trans.				165181
Trans.	95404043A	2580		3730-1; 3730-2; 3730-3				
Deck Drive	95404137A		6684BR	Blade				165183
				Trans.				165181

Lawn & Garden Equipment

Belts for Riding Mowers

Application	OEM No.	Standard Belts	Premium Belts
YARD-MAN - Continued			
3760-0; 3760-1; 3770-0; 3770-1			
Blade	165179		6978
Trans.	165168		6837
3810-1			
Deck	7540206		6850
Drive	7540204		6867
Trans.	7540204		6867
3810-1-6			
Trans.	7540204		6867
3950-1			
Blade	165161		6961
Trans.	165165		6867
3960-1			
Deck	7540206		6850
Drive	7540204		6867
Trans.	7540204		6867
3960-1-6			
Trans.	7540204		6867
4050-1; 4060-1; 4080-1			
Deck	7540208		6855
Drive	7540207		6842
4500-0; 4500-0-6			
Alt./Gen.	7540169		7355
P.T.O.	7540165		6834
13251			
Deck	7540196		6830
Trans.	7540188		6951
13402			
Blade	7540188		6951
Drive	7540187	3240	
Trans.	7540136		6931
13413			
Blade	7540251		6809BR
Drive	7540187	3240	
Trans.	7540136		6931
13445			
Blade	7540178	3820	6982
Trans.	7540200		6848
13501			
Belt; W/30" Belt O.C.	7540249		6930
Belt; W/52" Belt O.C.	7540264		6639BR
13504			
Belt; W/35" Belt O.C.	7540241		6494BR
Belt; W/38" Belt O.C.	7540240		6511BR
13511			
Belt; W/30" Belt O.C.	7540249		6930
Belt; W/52" Belt O.C.	7540264		6639BR
13513; 13514			
Deck	7540264		6639BR
Transaxle; W/35" Belt O.C.	7540241		6494BR
Transaxle; W/38" Belt O.C.	7540240		6511BR
13517			
Deck; W/50" Belt O.C.	7540214		6850
Deck; W/53" Belt O.C.	7540250	2530	6853
Transaxle; W/35" Belt O.C.	7540241		6494BR
Transaxle; W/38" Belt O.C.	7540240		6511BR
13518			
Belt; W/32" Deck; W/8 H.P. Eng.	7540347		6847BR
Blade; W/8 H.P. Eng.	7540290		6847
Transaxle; W/35" Belt O.C.; W/8 H.P. Eng.	7540241		6494BR
Transaxle; W/38" Belt O.C.; W/8 H.P. Eng.	7540240		6511BR
13525			
Blade	7540195		6854
Deck	7540195		6854
Trans.	7540198		6451BR
13525-9; 13526			
Deck	7540195		6854
Trans.	7540198		6451BR
13565			
Blade	7540271		6557BR

Application	OEM No.	Standard Belts	Premium Belts
YARD-MAN - Continued			
13618; 13619; 13620			
Deck	7540195		6969
13625			
Deck	7540195		6854
13631			
Deck	7540195		6969
13637; 13655			
Blade	7540329		6630BR
13665			
Blade; W/12.5 H.P. Eng.	7540329		6630BR
13698			
Belt; W/69" Belt O.C.	7540145		6488BR
Belt; W/85" Belt O.C.	7540266		6775BR
13699			
Blade	7540271		6557BR
Trans.	7540266		6775BR
13705			
Deck	7540293		6501BR
Drive	7540229		6852
13720			
Trans.	7540248		6431BR
13720-0			
Transaxle	7540248		6431BR
13735			
Blade	7540350		6464BR
Transaxle; W/79" Belt O.C.	7540349		6637BR
Transaxle; W/89" Belt O.C.	7540248		6431BR
13745			
Deck	7540293		6501BR
Drive	7540230		6755BR
Eng.	7540245	2590	6859
Trans.	7540255		6837
13760			
Blade	7540250	2530	6853
Eng. To Input Drive	7540251		6809BR
Eng. To J.S.	7540245		6859
J.S. To Hydro.	7540255		6837
13770-0; 13770-8; 13770-9; 13775-8			
Deck	7540208		6855
Drive	7540207		6842
13780-0			
Drive	7540245		6859
Transaxle	7540154		6837
13785			
Blade; W/59" Belt O.C.; W/16 H.P. Eng.	7540245		6859
Blade; W/64" Belt O.C.; W/16 H.P. Eng.	7540350		6464BR
Deck	7540246		6354
Eng. To Input Drive	7540247		6855
Eng. To J.S.	7540245		6859
J.S. To Hydro.	7540255		6837
Transaxle; W/37" Belt O.C.; W/16 H.P.			
Eng.	7540255		6837
Transaxle; W/79" Belt O.C.; W/16 H.P.			
Eng.	7540349		6637BR
13795; 13795-9			
Blade	7540198		6451BR
Trans.	7540207		6842
13875-0; 13875-8; 13875-9			
Deck	1651066		6864
Eng. To Deck	7540206		6850
Transaxle	7540204		6867
13885			
Blade	1651066		6864
Eng. To Blade	7540206		6850
Eng. To Trans.	7540204		6867
14815			
Blade; W/59" Belt O.C.; W/18 H.P. Eng.	7540245		6859
Blade; W/64" Belt O.C.; W/18 H.P. Eng.	7540350		6464BR
Transaxle; W/40" Belt O.C.; W/18 H.P.			
Eng.	7540244		6840

Belts for Riding Mowers

Application	OEM No.	Standard Belts	Premium Belts	Application	OEM No.	Standard Belts	Premium Belts
YARD-MAN - Continued				YAZOO - Continued			
14815 - Continued				YR-32 - Continued			
Transaxle; W/79" Belt O.C.; W/18 H.P. Eng	7540349		6637BR	Gen.	205331		3V315
14823				Long Wing	205035	2346	
Eng.	7540245		6859	Short Wing	205026	2260	6826
Trans.	7540255		6837	Trans.	205065		BX65
14825				YR-36			
Deck	7540246		6354	Blade - Center	205375		3V750
Eng. To Input Drive	7540261	2560	6856	Blade - Left Wing	205024	2240	6824
Eng. To J.S.	7540245		6859	Blade - Right Wing	205034	2340	6834
J.S. To Trans.	7540244		6840	Gen.	205331		3V315
14827				Trans.; Early	205066		BX66
Deck	7540275		6838	Trans.; Late	205065		BX65
Eng. To Input Drive	7540261	2560	6856	YR-42			
Eng. To J.S.	7540245		6859	Blade - Wing	205141	3410	6941
J.S. To Trans.	7540244		6840	Trans.	205070		6973
14843				YR-48			
Eng.	7540245		6859	Blade - Center	205380		3V800
Hydro.	7540177		6832	Blade - Wing	205144	2440	6844
14916				Trans.; W/73" Belt O.C.	205070		6973
Eng. To J.S.	7540218		6959	Trans.; W/74" Belt O.C.	205071		BX71
J.S. To Trans.	7540211		6946	YR-60			
14918				Blade - Center; W/O Fixed Rear Wheels	205395		3V950
Eng. To Variable Speed	7540227		6963	Blade - Center; W/Fixed Rear Wheels	205390		3V900
Variable Speed To Trans.	7540212		6945	Blade - Wing	205356		3V560
14995				Trans.	205071		BX71
Eng. To P.T.O.	7540234		6841	YR-60 Rad.			
138875A-8				Blade; W/55" Wing	205055		6958
Deck	1651066		6864	Blade; W/61" Wing	205061		6964
Eng. To Deck	7540206		6850	Traction	205137		6940
Transaxle	7540204		6867	Trans.	205071		BX71
Farm Tractor Hydro Hi-Lo Trans				YR-76			
Blade; W/Woods Deck; W/22 H.P. Eng.	1469		B133	Blade - Center; W/O Fixed Rear Wheels	205310		3V1000
P.T.O.; W/22 H.P. Eng.	7540234		6841	Blade - Center; W/Fixed Rear Wheels	205390		3V900
LT12-38				Blade - Wing	205367		3V670
Belt; W/38", 42" Deck	7540229		6852	Deck	205310		3V1000
LT14-42				Trans.	205071		BX71
Belt; W/38", 42" Deck	7540229		6852	Wing Mower	205367		3V670
Belt; W/46" Deck	7540350		6464BR	YR-76 Rad.			
LT18-46				Blade; W/55" Wing	205055		6958
Belt; W/36" Deck	7540167		6964	Blade; W/61" Wing	205061		6964
YAZOO				Traction	205137		6940
FS60				Trans.	205071		BX71
Trans.			BX71	YZTK20			
PSG-48				Blade; W/48" Blade			A100
Blade - Center	205046		6848	P.T.O.; W/48" Deck			6985
Blade - Wing	205053		6855	YZTK22			
Drive	205074		6976	P.T.O.			6984
PSG-60				YAZOO/KEES			
Drive	205074		6976	ZEKH4220			
PSG-60 RAD				Hydro. Drive	539110411		6755BR
Blade - Center	205055		6958	ZEKH42200			
Blade - Wing	205061		6964	Hydro. Drive	539104334		6756BR
PSG-76				Deck Drive	539112334		6566BR
Drive	205074		6976	ZEKH48240			
P.T.O. Trans.	205073		6976	Hydro. Drive	539104334		6756BR
Trans.	205066		BX66	Deck Drive	539110832		6759BR
Red Rider				ZEKH52240			
Deck Drive	205505		6629BR	Hydro. Drive	539104334		6756BR
Trans.			6830	Deck Drive	539112335		6746BR
YR-6-32				ZELKH52250			
Blade	205032	2320		Deck Drive	539114557		6597BR
Drive	205360		3V600	ZELKH61251			
Eng. To Deck	205353		3V530	Deck Drive	539132002		6747BR
Trans.	205036		6838	ZHDD61270; ZHDD61340			
YR-30				Deck	106340		6692BR
Blade	205353		3V530	ZHDD72340			
YR-32				Deck	104335		6760BR
Deck; W/69" Belt O.C.	205469		6869	ZKH52223; ZKH52253			
Deck; W/90" Belt O.C.	205390		3V900	Deck	102903		6589BR
				Mule Drive	102548		6615BR

Lawn & Garden Equipment

Belts for Riding Mowers

Application	OEM No.	Standard Belts	Premium Belts
YAZOO/KEES - Continued			
ZKH61253			
Deck	102549	6783BR	
Mule Drive	102548	6615BR	
ZKHP52233; ZKHP52253			
Deck	102903	6589BR	
Mule Drive	102548	6615BR	
ZKHP61253			
Deck	102549	6783BR	
Mule Drive	102548	6615BR	
ZKW42170; ZKW42171; ZKW42172; ZKW42182			
Deck	103240	6787BR	
Pump	103241	6735BR	
ZKW48170			
Pump	103241	6735BR	
ZKW52233			
Deck	102903	6589BR	
Mule Drive	102548	6615BR	
ZKW61233			
Deck	102549	6783BR	
Mule Drive	102548	6615BR	
ZKWQL42171; ZKWQL42182			
Deck	103240	6787BR	
Pump	103241	6735BR	
ZKWQL48170			
Deck	103687	6732BR	
Pump	103241	6735BR	
ZKWQL48171; ZKWQL48182			
Pump	103241	6735BR	
ZKWQL48190			
Deck	103687	6732BR	
Pump	103241	6735BR	
ZKWQL48191; ZKWQL48212			
Pump	103241	6735BR	
ZMKW5222			
Deck Drive	539112335	6746BR	
ZPKW5426			
Deck Drive	574285901	6878BR	
ZPKW6029			
Deck Drive	522829601	6879BR	
ZVHO52241			
Deck	104335	6760BR	
Pump	104334	6756BR	
ZVHO61241; ZVKE61260; ZVKE61261			
Deck	104336	6761BR	
Pump	104334	6756BR	
ZVKE72260; ZVKE72261			
Pump	104334	6756BR	
ZVKH52230; ZVKH52231			
Deck	104335	6760BR	
Pump	104334	6756BR	
ZVKH61250; ZVKH61251; ZVKH61270; ZVKH61271			
Deck	104336	6761BR	
Pump	104334	6756BR	
ZVKH61273; ZVKH61303			
Hydro. Drive	539104334	6756BR	
Deck Drive	539104336	6761BR	
ZVKH72270; ZVKH72271			
Pump	104334	6756BR	
ZVKH72303			
Hydro. Drive	539104334	6756BR	
ZVKHL61230; ZVKHL61231			
Deck	104336	6761BR	
Pump	104334	6756BR	
ZVKW52230; ZVKW52231; ZVKW52250; ZVKW52251			
Deck	104335	6760BR	
Pump	104334	6756BR	

Application	OEM No.	Standard Belts	Premium Belts
YAZOO/KEES - Continued			
ZVKW52253			
Hydro. Drive	539104334		6756BR
Deck Drive	539104335		6760BR
ZVKW61230; ZVKW61231; ZVKW61250; ZVKW61251			
Deck	104336		6761BR
Pump	104334		6756BR
ZIPPER			
Zipper-TS			
Blade			B120
Blower			6849
P.T.O.	B50		6953

Belts for Walk Behind Mowers

Order Belts and Hose by Our Number. Manufacturers' Part Number is shown for reference only.

Application	OEM No.	Standard Belts	Premium Belts	Application	OEM No.	Standard Belts	Premium Belts
ACE HARDWARE				ACE HARDWARE - Continued			
12A-379B				70399 - Continued			
Drive	7540271		6557BR	Traction	7540121		6831
120-250				70400			
Drive	7540163		6828	Drive	7540126		6820
120-277; 120-279; 120-290				71261			
Belt	7540114	2240	6824	Belt	7540114	2240	6824
120-350				71281CL			
Drive	7540935	2310	6831	Blade	7540125		6428BR
121-280; 121-290; 121-292; 122-290; 122-292				71633			
Belt	7540114	2240	6824	Blade	7540144	3550	6955
122-690; 122-692				Traction	7540143		6728
Traction	7540239	2290	6829	72056			
123-290; 123-295				Traction	7540239	2290	6829
Belt	7540114	2240	6824	72425			
123-690				Drive	7540935	2310	6831
Traction	7540239	2290	6829	74065			
124-280; 124-290; 124-290A; 124-295A				Blade	7540264		6639BR
Belt	7540114	2240	6824	Primary Variator	7540241		6494BR
124-350				Secondary Variator	7540240		6511BR
Drive	7540935	2310	6831	500647			
124-364; 124-376				Drive	5006471	1380	6738
Traction	7540252		6833	ACER EASE			
125-230				003700			
Belt	7540242	2320	6832	Belt			6958
125-290; 125-295				C60K			
Belt	7540114	2240	6824	Belt			B124
126-214				H40B			
Drive	7540104		6832	Belt			6865
126-230				AGWAY			
Belt	7540242	2320	6832	52-1257; 52-1301			
126-270; 126-290; 126-290A				Traction	7540114	2240	6824
Belt	7540114	2240	6824	52-1306 Hi Wheel			
126-350				Belt			6843
Drive	7540935	2310	6831	52-1307 Hi Wheel; 52-1308 Hi Wheel			
126-367				Blade	7540109		6843
Drive	7540292		6826	Trans.	7540104		6832
126-560				52-1311; 52-1312; 82-0014; 82-0025; 82-0034			
Blade	7540326		6862	Traction	7540114	2240	6824
Traction	7540327		6928	82-0309			
127-212; 127-214; 127-216				Belt	7540126		6820
Drive	7540104		6832	82-0609			
127-322; 127-335				Belt	7540252		6833
Drive	7540163		6828	82-0631			
127-350				Traction	7540114	2240	6824
Drive	7540935	2310	6831	82-0632			
127-355; 128-250; 128-255				Belt	7540252		6833
Drive	7540163		6828	92-0304; 116-234; 120-274; 121-290; 122-290; 123-290			
128-275				Traction	7540114	2240	6824
Belt	7540114	2240	6824	AIR-ELECTRIC			
128-335				B20			
Drive	7540163		6828	Blade	B1		6839
128-350				C-12SP2 3/4			
Drive	7540935	2310	6831	Traction	SP2		6827
129-250; 129-335				AIRCAP			
Drive	7540163		6828	560B			
129-350				Blade	7540326		6862
Drive	7540935	2310	6831	2521; 9221; 9821			
70396A				Traction	10661		6840
Blade	7540109		6843	AP461P			
70398				Belt	538	1310	6731
Belt	7540114	2240	6824				
70399							
Blade	7540109		6843				
Drive	7540935	2310	6831				

Belts for Walk Behind Mowers

Application	OEM No.	Standard Belts	Premium Belts
AIRCAP - Continued			
AP462 Belt	644	1350	6735
C-12SP2 3/4 Drive	SP2		6827
CR461P Belt	538	1310	6731
CR462 Belt	644	1350	6735
PM461P Belt	538	1310	6731
PM462 Belt	644	1350	6735
ALDENS			
500-002 Hi Wheel Belt	7540109		6843
550-002 Hi Wheel Blade	7540109		6843
Trans.	7540104		6832
ALLIED HARDWARE			
110-500; 111-500; 112-500; 113-500; 114-500; 118-500 Belt	7540116	2420	6842
120-560; 120-570 Blade	7540144	3550	6955
Traction	7540143		6728
121-550 Blade	7540109		6843
Drive	7540121		6831
122-550 Blade	7540109		6843
Traction	7540242	2320	6832
122-690 Belt	7540239	2290	6829
123-550 Blade	7540109		6843
Drive	7540121		6831
123-690 Belt	7540239	2290	6829
124-260; 124-290 Belt	7540114	2240	6824
124-550 Blade	7540109		6843
Drive	7540121		6831
125-290 Belt	7540114	2240	6824
128-550 Blade	7540109		6843
Drive	7540121		6831
AMERICAN HARDWARE			
150-518; 151-518; 152-518; 153-518; 154-518; 3736; 21863 Belt	7540126		6820
33537 Blade	7540274		6844
Drive	7540146		6833
36736 Belt	7540126		6820
39509 Belt	7540935	2310	6831
41632; 41633 Trans.	7540252	2330	6833
Carlton 123-690 Belt	7540239	2290	6829
Georgetown 122-292 Belt	7540114	2240	6824

Application	OEM No.	Standard Belts	Premium Belts
AMERICAN HARDWARE - Continued			
Glenville 113-500 Belt	7540116	2420	6842
Highland 122-570; Highland 123-570; Highland 124-570 Blade	7540144	3550	6955
Trans.	7540143		6728
Middlebury 124-350 Belt	7540935	2310	6831
Servistar 120-337 Trans.	7540252	2330	6833
Servistar 120-350 Belt	7540935	2310	6831
Westbrook 122-294; Westbrook 123-290; Westbrook 124-290; Westbrook 125-290 Belt	7540114	2240	6824
AMERICAN HARDWARE SERVISTAR			
128-250 Drive	7540163		6828
39509 Drive	7540935	2310	6831
AMERICAN YARD PROD.			
3C402A; 3C402B; 3H402A; 3H402B; 3H402C; 3M402A; 3M402B; 3M402C; 3P402A; 3P409B Drive	137078		6460BR
4C472A; 4C472B; 4E482A; 4E482B; 4H472A; 4H472B; 4H472C; 4H472D; 4H472F; 4H473A Drive	137078		6460BR
4H473B; 4H473C; 4H482A; 4M472A; 4M472C; 4P472A; 4V582A; 4V582B; 917.372800; 917.372850 Drive	137078		6460BR
3232A59; 3256A59; 4258A59; 5155A59; 5255A59; ABP841A; AN4H479A; AN4H479B; AN7T909A; AN7T909B Drive	137078		6460BR
AP50E; AYP1155A69; AYP1232A69; AYP2256A69; AYP3232A49; AYP3232A59; AYP3232A69; AYP3256A49; AYP3256A59; AYP3256A69 Drive	137078		6460BR
AYP3256B49; AYP4258A49; AYP4258A59; AYP5155A49; AYP5155A59; AYP5155A69; AYP5255A59; BM4H479B; BM4M479A; BM4Z411A Drive	137078		6460BR
BP256B; BP256C; BP575A; BP575B; CD4H472A; CD4H472B; CD4H472C; CP3R402A; CP4S486A; CP4S486B Drive	137078		6460BR
CP90A; CPP50B; CPP55A; CT50A; CT50B; CT75A; CT75B; CT75C; CT905A; CT905B Drive	137078		6460BR
CT905C; CT905D; ENM5604A; ESRB2255A; EZ4H479A; EZ4H479B; GM3E402A; GM3R402A; GM4H472A; GM4H472B Drive	137078		6460BR
HD3T402A; HD3T402B; HD4I486A; HD4T586A; HD7I402A; HD7I402B; HD7T402A; HD7T402B; HD8I186B; HD8I486A Drive	137078		6460BR
HD8I486B; HD8I486C; HD8I486D; HD8I486E; HM3C409A; HM3M401A; HW906B; HW906C; HW906D; HWRB2255A Drive	137078		6460BR

Belts for Walk Behind Mowers

Application	OEM No.	Standard Belts	Premium Belts	Application	OEM No.	Standard Belts	Premium Belts
AMERICAN YARD PROD. - Continued				ARIENS - Continued			
HWRB2255B; HWSDSP225B; HWSP2525A; HWSP2525B; HWSP2525C; KRBS2255; MJC7S402A; MJC85B; MJC85C; MJC86A Drive137078			6460BR	911054; 911055; 911056; 911057; 911058; 911059; 911060; 911061; 911062; 911063 Blade72171			6689BR
MJC86B; MJC86C; MJC86D; MJC455A; MJC455B; MJC9656RA; RBSP225A; RBSP225B; RBSP225C; RBSP225D Drive137078			6460BR	911064; 911065; 911068; 911069; 911070; 911071; 911072; 911073 Blade72171			6689BR
RBSP225E; RBSP225F; RBSP225QA; RE3H402A; RE4H472A; SDSP224A; SDSP224QA; SDSP224QB; SDSP224QC; SDSP2245A Drive137078			6460BR	911271 Drive07200114			6736
TAP50B; TAP50C; TAP50D; TAP50E; WE3E402A; WE3M402A; WE4H476A; WE4H476B; WE7S402A; WE7S402B Drive137078			6460BR	911311; 911312; 911313; 911314; 911315; 911316; 911317; 911318; 911319 Blade72171			6689BR
WE464SA; WE640SB; WE642SA; WE645SB; WE646SA; WE646SB; WE647SA; WE651SHA; WE651SHB; WE652SHA Drive137078			6460BR	911410 Eng. To Deck07243300 Blade Drive07234300			6674BR 6809BR
WE652SHB; WE653SHA; WE944RA; WE944RB; WE960RA; WE961RA; WE962RA; WE963RA; WE964RA; WE965RB Drive137078			6460BR	911468; 911469; 911470; 911471; 911472; 911473 Blade72171			6689BR
WE966RA; WE966RB; WE967RHB; WE969RA; WE975REB; WE976REA; WE976REB; WE977REA; WE983RA; WE986RA Drive137078			6460BR	Classic LM21 S; Classic LM21 SW Drive07217100			6689BR
WE986RB; WE986RC; WE6445SA; WE6445SB; WE6445SC; WE6452SA; WE6452SB; WE6452SC; WE6452SD; WE6502SHA Drive137078			6460BR	LM Models Drive72138			6733
WE9652RA; WE9652RB; WE9656RA; WE9656RB; WE9656RC; WE9656RD; WE9752REA; WE9756RA; WE9756REA; WE9756REB Drive137078			6460BR	Professional Walk 36GR Deck00201010			6815BR
WE9756REC; WET975REA; WET975REB; X252B; Y4K482A; Y4W482A; Y4X482A; Y7K402A; Y7L909A; Y7W402A Drive137078			6460BR	Professional Walk 48GR Eng. To Deck07200533			6812BR
Y7X402A; Y8K472A; YSC4K482A; YSC4K482B; YSC4K482C; YSC4K482D; YSC7K402A; YSC7K402B; YSC7K402C; YSC7K402D Drive137078			6460BR	Wide Area Walk 34 Eng. To Deck07243300 Blade Drive07234300			6674BR 6809BR
YSC8K472A; YSC8K472C; YSC8K472D Drive137078			6460BR	ATLAS			
ARIENS				718R; 721R Belt1074			6829
907254 Blade72171			6689BR	BW100 Belt; W/48" Belt O.C. Belt; W/50" Belt O.C.			6848 3V500
911005; 911006; 911007; 911008; 911009; 911010; 911011; 911012; 911013; 911014 Traction72138			6733	EHP22B; H20SP; H22SP Drive10717			6730
911015; 911016; 911017; 911018; 911019; 911020; 911023; 911024; 911026; 911027 Traction72138			6733	HD99; HD100; HD100A; HD200; HD200A; HD300; HD300A Belt10712			6831
911028; 911029; 911030; 911031; 911032 Traction72138			6733	HP20; HP22; HP22A; HP22B Drive10717			6730
911033; 911034; 911035; 911036; 911037; 911038; 911040; 911041; 911042; 911043 Blade72171			6689BR	L22G5; L22GP8 BladeL115 Drive; W/18" Belt O.C.218 Drive; W/25" Belt O.C.219	2410 2180 2250		6841 6818 6825
911044; 911045; 911046; 911047; 911048; 911049; 911050; 911051; 911052; 911053 Blade72171			6689BR	M20G3; M20GP5 BladeM115 Drive; W/18" Belt O.C.218 Drive; W/25" Belt O.C.219	2380 2180 2250		6838 6818 6825
				M110; M110A Blade10718		2430	
				M310; M310A Blade10718 Drive10719		2430 2280	
				M2100 Blade10718		2430	
				M2170; M2171 Blade10718 Drive10719		2430 2280	
				NHP22B Drive10717			6730
				RL18; RL18A; RL21; RL21A Belt1074			6829
				SB19G3 Blade219		2250	6825

Lawn & Garden Equipment

Belts for Walk Behind Mowers

Application	OEM No.	Standard Belts	Premium Belts
ATLAS - Continued			
SP22; SP22A; SP22AA; SP22AW; SP22B; SP223; SP300A			
Belt	1071	1290	6729
AUTOMOTIVE ASSOCIATES			
115-500			
Belt	7540109		6843
118-500			
Belt	7540116	2420	6842
120-220			
Belt	7540242	2320	6832
120-270; 120-272			
Belt	7540114	2240	6824
120-550			
Blade	7540109		6843
Traction	7540121		6831
121-220			
Belt	7540242	2320	6832
121-290; 121-292			
Belt	7540114	2240	6824
121-550			
Blade	7540109		6843
Traction	7540121		6831
122-280; 122-290			
Belt	7540114	2240	6824
122-550			
Blade	7540109		6843
Traction	7540121		6831
122-690			
Belt	7540239	2290	6829
123-220			
Belt	7540242	2320	6832
123-270; 123-280; 123-290			
Belt	7540114	2240	6824
123-550			
Blade	7540109		6843
Traction	7540121		6831
123-693			
Belt	7540239	2290	6829
124-280; 124-290			
Belt	7540114	2240	6824
124-350			
Belt	7540163		6828
124-550			
Blade	7540109		6843
Traction	7540121		6831
124-690			
Belt	7540239	2290	6829
125-280; 125-290			
Belt	7540114	2240	6824
125-350			
Belt	7540163		6828
125-550			
Blade	7540109		6843
Drive	7540177		6832
Traction	7540121		6831
126-241			
Belt	7540242	2320	6832
126-270; 126-280; 126-290			
Belt	7540114	2240	6824
126-350			
Belt	7540163		6828
126-500			
Belt	7540109		6843
126-550			
Blade	7540109		6843

Application	OEM No.	Standard Belts	Premium Belts
AUTOMOTIVE ASSOCIATES - Continued			
127-350; 127-355			
Belt	7540163		6828
127-550			
Blade	7540109		6843
Drive	7540177		6832
128-220; 128-241			
Belt	7540242	2320	6832
128-272			
Belt	7540114	2240	6824
128-451			
Belt	7540935	2310	6831
128-550; 128-552			
Blade	7540109		6843
Traction	7540121		6831
129-220; 129-240			
Belt	7540242	2320	6832
129-270			
Belt	7540114	2240	6824
154-510; 154-520; 156-510; 156-520			
Belt	7540100	2180	6818
BIGDOG MOWERS			
T-36			
Hydro. Pump	601838		6734BR
Deck Drive	601786		6709BR
T-48			
Pump Drive	793836		6847BR
Deck Drive	601969		6918BR
T-54			
Pump Drive	793836		6847BR
Deck Drive	601788		6646BR
BILLY GOAT INDUSTRIES			
HP3400			
Transaxle	521122		6833
Blade Drive	521112		6960
HW650SP			
Drive	510138	1320	
Blade Drive	510139	3560	
HW651HSP; HW651SP			
Traction	510138	1320	
Blade Drive	510139	3560	
BLACK & DECKER			
U-173; U-273			
Belt	62398		6183
BLACK, SIVALLS AND BRYSON			
18R31C-LP; 18R31C-V; 18R31C-W; 18R31LP; 18R31V; 18R31W; 18R41-MK; 18R41-MM; 21R31C-LP; 21R31C-W			
Belt	27411	2240	6824
21R31-LP; 21R31V; 21R31W; A18R41; A18R631; A21R41			
Belt	27411	2240	6824
A21SP-631; ASP-141			
Belt	6A73002	2360	6836
HW-451-MK			
Belt	6A73003	2340	6834
Lasp-141			
Belt	6A73001	2350	6835
LSP-1X51-MK			
Belt	6A73002	2360	6836
LSP-131-LP; LSP-131-W			
Belt	6A73003	2340	6834
LSP-141-LP; LSP-141-W; LSP-1051-MM			
Belt	6A73001	2350	6835
LSP-1052-MM			
Belt	6A73002	2360	6836

Belts for Walk Behind Mowers

Application	OEM No.	Standard Belts	Premium Belts	Application	OEM No.	Standard Belts	Premium Belts
BLACK, SIVALLS AND BRYSON - Continued				BOBCAT - Continued			
LSP-1052-WO				933007; 933007G			
Belt	6A73001	2350	6835	Trans.	38212		6436BR
SP-1X51-MK				Deck Drive	4128848		6814BR
Belt	6A73004	2370	6837	933301; 933302; 933305; 933305G; 933307; 933307G; 933330; 933331; 933331G			
SP-132-LP; SP-132-V; SP-132-W; SP-141-M; SP-142-LP; SP-142-W				Eng. To Deck	2721478		6702BR
Belt	6A73002	2360	6836	Blade Drive	2721477		6823BR
BLUE GRASS				934006			
124-364				Blade Drive	4128718		6688BR
Traction	7540252		6833	Trans.	38212		6436BR
B280-4				934007; 934007G			
Belt	7540114	2240	6824	Trans.	38212		6436BR
BG18BSP9; BG18SP; BG18SP8; BG18WSP; BG21DSP9; BG21SP8; BG21WSP				Deck Drive	4128718		6688BR
Belt	GRP82		6723	934301; 934302; 934306; 934306G; 934307; 934307G; 934330; 934332; 934332G			
BG61GS; BG63GP; BG63GPA				Blade Drive	128110		6615BR
Belt	17137	2170	6817	935301; 935302; 935308; 935308G; 935309; 935309G; 935330; 935333; 935333G			
BG65SP; BG66SP; BG69SPE; BG70SP				Blade Drive	2188176		6574BR
Belt	17138	2230	6823	Gear Mower			
BG290SP-D; BG294-4				P.T.O.	38330		6644BR
Belt	7540114	2240	6824	Trans.; New Style	128099		6528BR
BG618SPD; BG621SP; BG621SPD				Wheel Drive; W/Variable Speed Drive; W/36", 48" Deck	38249		6813BR
Belt	GRP82		6723	Wheel Drive; W/5-Speed Drive; W/36", 48" Deck	38212		6436BR
BG5318 DR; BG5318A; BG5321 DR; BG5321A; BG5918; BG5921; BG6118; BG6118H; BG6121; BG6121H				Hydro Mower			
Belt	17137	2170	6817	P.T.O.	38330		6644BR
BR18GS; BR61GS; PG66AP				Trans.	2308052		6529BR
Belt	17137	2170	6817	M18-4TX; M18-35B; M21-4B			
W3-1720; W3-1820-73				Drive	38017		6944
Belt	1230	2400	6840	M21-4SP; M21-4TC			
W3-1820SP-73				J.S. To Wheel Drive	78031N		6433BR
Blade	1242	2340	6834	M21-4TX; M21-5HD			
W3-1822-73				Drive	38017		6944
Belt	1237	2440	6844	M21-35B; M21-ESP; M21-SP			
W3-1822SP-73				J.S. To Wheel Drive	78031N		6433BR
Blade	1236	2390	6839	M32-10			
W3-1830SP-73				Blade	38075		6982
Blade	1231		6872	Traction	38017		6944
W7-BG290SP				Variable Speed	38016		6936
Belt	7540114	2240	6824	M32-11			
W7-BG335SP				Blade	38111		6814BR
Trans.	7540163		6828	Spindle	38031		6952
				Traction	38017		6944
				Variable Speed	38016		6936
				M32-12; M32-12KA			
				Drive	38017		6944
				Variable Speed	38016N		B33
				M32R			
				Drive	38017		6944
				M36			
				Blade; W/83" Belt O.C.	38275		6705BR
				Blade; W/91" Belt O.C.	38234		6704BR
				Wheel Drive	38212		6436BR
				M36-10			
				Blade	38075		6982
				Traction	38017		6944
				Variable Speed	38016		6936
				M36-11			
				Blade	38111		6814BR
				Spindle	38031		6952
				Traction	38017		6944
				Variable Speed	38016		6936
				M36-12			
				Drive	38017		6944
				M48			
				Wheel Drive	38212		6436BR
				M48-1			
				Blade	38111		6814BR

Belts for Walk Behind Mowers

Application	OEM No.	Standard Belts	Premium Belts	Application	OEM No.	Standard Belts	Premium Belts
BOBCAT - Continued				BOLENS - Continued			
M48-1 - Continued				451B01; 6451			
Spindle	38031		6952	Belt	1108453	2200	6820
Traction	38017		6944	6451-02			
Variable Speed	38016		6936	Belt	1108454	2210	6821
M48-11				6544			
Blade - Left	38030		6993	Drive	1723661		6741
Blade - Right	38031		6952	8324			
Traction	38017		6944	Belt	1894063	1280	6728
Variable Speed	38016		6936	8325-01; 8335-01; 8335-02; 8337-01; 8337-02; 8337-03			
M48-12				8341-01			
Drive	38017		6944	Belt	1894272		6735
M48-16				8341-02; 8341-03; 8341-04			
Spindle - Center & Left	38030		6993	Belt	1894335		6736
Spindle - Center & Right	38031		6952	8341-02; 8341-03; 8341-04			
Traction	38017		6944	Belt	1894272		6735
M48-16A				8342-01			
J.S. To Wheel Drive	78031N		6433BR	Belt	1894335		6736
Variable Speed	38016		6936	8342-02; 8342-03; 8342-04			
M54-12KA				8343-01; 8343-02; 8343-03; 8344-01			
Blade; W/82" Belt O.C.	38039N		6573BR	Belt	1894272		6735
Blade; W/93" Belt O.C.	38030N		6703BR	8343-01; 8343-02; 8343-03; 8344-01			
Variable Speed	38016		6936	Belt	1894335		6736
MS21-4SP				8344-02; 8344-03			
J.S. To Wheel Drive	78031N		6433BR	Belt	1894272		6735
SM3211				8444; 8544; 8545; 8548; 8554; 8555; 8556; 8643; 8644; 8645			
Blade Drive	38111		6814BR	Drive	1723661		6741
SM4805; SM4806				8648; 8649; 9544; 9545; 9644; 9645			
Wheel Drive	38017N		6429BR	Drive	1723661		6741
SM5400; SM5401				BRAVE INDUSTRIES			
Belt	38030N		6703BR	Warrior			
TR12B; TR15B				Belt			
Drive To Gear Box	108173		6927	Eng. To Deck	2640		6958
Float Unit Reel; W/50" Belt O.C.	108162		6950	BRISTERS THUNDER KARTS			
High Speed Reel; W/46" Belt O.C.	108024		6946	High Wheel Champ B-22			
Reel Drive; W/52" Belt O.C.	108025		6952	Spindle; W/4 H.P. Eng.			
XD5001; XD5002				Traction; W/4 H.P. Eng.			
Deck; Ser. No. 1185 & After	S81B110		B110	Spindle; W/5 H.P. Eng.			
Main Drive; Ser. No. 1210 & After	S81B043		6946	Traction; W/5 H.P. Eng.			
XM3203; XM3204				S/P-22			
Drive	38017		6944	Spindle; W/4 H.P. Eng.			
XM3205				Traction; W/4 H.P. Eng.			
Wheel Drive	38017N		6429BR	Spindle; W/4 H.P. Eng.			
XM3601; XM3602				Traction; W/4 H.P. Eng.			
Variable Speed	38016N		B33	Spindle; W/4 H.P. Eng.			
XM3605; XM3606; XM3611				Traction; W/4 H.P. Eng.			
Wheel Drive	38017N		6429BR	Spindle; W/4 H.P. Eng.			
XM3620; XM4801; XM4802				Traction; W/4 H.P. Eng.			
Variable Speed	38016N		B33	Spindle; W/4 H.P. Eng.			
XM5402; XM5403				Traction; W/4 H.P. Eng.			
Blade	38030N		6703BR	BROUWER			
Variable Speed	38016N		B33	Center Reel; Left Reel; Right Reel			
XM5480				Drive			
P.T.O.	38030N		6703BR	Drive			
XT2030				Vertical Mower			
Deck	S81B110		B110	Drive; W/71" Belt O.C.			
Main Drive	S81B043		6946	Drive; W/81" Belt O.C.			
BOLENS				BUNTON			
433A; 433C; 433C01				22SFP			
Belt	1108454	2210	6821	Drive			
438B; 438B01; 441B; 441B01				Eng. To Variator			
Belt	1108453	2200	6820	Eng. To Variator			
443C01; 448B				Eng. To Deck			
Belt	1108454	2210	6821	Eng. To Deck			
448B01				Traction			
Belt	1108453	2200	6820	24JR			
451A				Blade			
Belt	1108454	2210	6821	Eng. To Variator			
				Eng. To Variator			
				Eng. To Deck			
				Traction			
				25 Elite			
				Traction			
				28			
				Blade			
				Eng. To Variator			
				Eng. To Variator			
				Eng. To Deck			
				Eng. To Deck			

Belts for Walk Behind Mowers

Application	OEM No.	Standard Belts	Premium Belts	Application	OEM No.	Standard Belts	Premium Belts
BUNTON - Continued				BUNTON - Continued			
28 - Continued				B52			
Traction	L619		6944	Blade	PL0643		6553BR
32				Eng. To Deck	PL0861		6946
Eng. To Deck	L511		6954	Traction	PL0619		6429BR
Traction	L619		6944	B52T-11H			
32" Walk Behind Mower				Blade	PL0643		6553BR
Eng. To Blade	PL0511		6590BR	Mower Drive	PL0661		6958
36				Trans.	PL0848		6940
Blade	L643		6850	Wheel Drive	PL0619		6429BR
Traction	L619		6944	BP2L-1250N			
36" Walk Behind Mower				Traction	PL0619		6429BR
Eng. To Blade	PL0511		6590BR	BRC48			
Wheel Drive	PL4275		6466BR	Traction	PL8002		6944
36HR				G36T1250N; G36T5011			
Blade	L643		6850	Traction	PL8153		6947
Traction	L619		6944	CARTER BROS. MFG.			
48" Walk Behind Mower				500-22 Series			
Wheel Drive	PL4275		6466BR	Blade	M610		6835
52				500-24 Series			
Blade	L643		6850	Blade			6837
Traction	L619		6944	Drive	M308		6844
52" Walk Behind Mower				700-22			
Wheel Drive	PL4275		6466BR	Blade	M611		6935
52HR				Drive	M309		6842
Blade	L643		6850	700-24			
Traction	L619		6944	Blade	M613		6937
154814BV				Drive	M309		6842
Traction	PL8153		6947	H.W. E-Z MO			
630301; 630304; 630306; 630307; 630310				Drive	M308		6844
Hydro. Drive	2308052		6529BR	CAUDLE MFG. CO			
632006				35SPH; Star Clipper			
Trans.	2721477		6823BR	Belt	540	1300	6730
Deck Drive	2721255		6812BR	COAST TO COAST			
633006				45-2029			
Trans.	38212		6436BR	Belt	7540252		6833
Deck Drive	4128848		6814BR	120-270; 120-272; 121-282; 121-290; 121-292;			
633301; 633302; 633330				122-250; 122-280; 122-290			
Eng. To Deck	2721478		6702BR	Belt	7540114	2240	6824
Blade Drive	2721477		6823BR	122-690; 122-692			
634006				Belt	7540239	2290	6829
Trans.	38212		6436BR	123-280; 123-290			
Deck Drive	4128718		6688BR	Belt	7540114	2240	6824
634301; 634302; 634330				123-690			
Blade Drive	128110		6615BR	Belt	7540239	2290	6829
635301; 635302; 635330				124-224			
Blade Drive	2188176		6574BR	Belt	7540242	2320	
B24				124-280; 124-290; 124-295; 338-2827; 338-2835;			
Blade	PL0019		6836	338-3122; 338-3130			
Drive	PL0020		6837	Belt	7540114	2240	6824
Eng.	PL0148		6828	338-3320			
Eng. To Deck	PL0021		6838	Belt	7540239	2290	6829
B28				338-3338			
Blade	PL0021		6838	Belt	7540114	2240	6824
Drive	PL0619		6429BR	481-0248			
Eng.	PL0148		6828	Belt	7540252		6833
Eng. To Deck	PL0643		6553BR	481-0404			
B32L-8J				Belt; W/33" Belt O.C.	7540146	2330	6833
Traction	PL0619		6429BR	Belt; W/44" Belt O.C.	7540274	2440	6844
B36				481-0412; 481-0503; 481-0529			
Blade	PL0643		6553BR	Belt	7540114	2240	6824
Drive	PL0619		6429BR	481-0560			
Eng. To Deck	PL0661		6958	Belt	7540239	2290	6829
B36-11BIC				481-1550			
Blade	PL0643		6553BR	Belt	7540114	2240	6824
Trans.	PL0848		6940	481-1576			
Wheel Drive	PL0619		6429BR	Belt	7540239	2290	6829
B48-125K							
Traction	PL0619		6429BR				

Lawn & Garden Equipment

Belts for Walk Behind Mowers

Application	OEM No.	Standard Belts	Premium Belts
COAST TO COAST - Continued			
481-2137			
Belt	7540114	2240	6824
481-2152; 481-2160			
Drive	7540935		6831
481-2186			
Deck	7540109		6843
Drive	7540177		6832
481-3572			
Belt	1651020	2180	
COLUMBIA PRODUCTS			
122-290			
Belt	7540114	2240	6824
122-343			
Belt	7540252		6833
122-550			
Blade	7540177		6832
Drive	7540109		6843
122-570			
Blade	7540267		6859
351-4			
Belt	7540935	2310	6831
551-3			
Blade	7540109		6843
Drive	7540143		6728
691-2; 691-3			
Belt	7540239	2290	6829
691-4			
Belt	7540129	3440	6944
697-2; 697-3			
Belt	7540239	2290	6829
COOPER			
110N22; 110N32; 118N12; 118N22; 120N22; 120N32; 128N12; 128N22			
Clutch		2240	6824
CRUSADER			
C230			
Traction	7540242		6832
C270			
Traction	7540114		6824
CTL CORPORATION			
Frontrunner			
Hydro.			AX26
P.T.O.			AX35
CUB CADET			
4815F; 4816F			
Deck	7543053		6781BR
P.T.O.	7543066		6865BR
Pump	7540244		6840
5418F			
Deck	7543045		A120
P.T.O.	7543066		6865BR
Pump	7540244		6840
CC 46			
Drive	9540637A		6673BR
CC 94; CC 98			
Drive	9540460		6739
CC 550			
Drive	95404158		6460BR
CC 760			
Trans.	95404145A		6864
CC 999			
Drive	9540460		6739
G1236			
Deck Drive	00050441		6573BR

Application	OEM No.	Standard Belts	Premium Belts
CUB CADET - Continued			
G1548			
P.T.O.	00021947		6614BR
Blade Drive	00050480		6864BR
H1536			
Deck Drive	00050441		6573BR
H1748			
P.T.O.	00021947		6614BR
Blade Drive	00050480		6864BR
H1952			
P.T.O.	00068079		6816BR
Highwheel Rotary			
Drive; W/26" Mower	7540326		6862
DEINES			
40-3TD; 48TD			
Blade	400180		6898
Deck	400288		6866
50TD			
Blade	300601		A100
Deck	400288		6866
60TD			
Blade	400181		A136
Deck	300254		6862
60TD-2			
Blade	400945		6868
Deck	400288		6866
72TD			
Blade	400923		6876
Deck	400288		6866
1400			
Vacuum Attachment; W/40" Deck	400650		6831
Vacuum Attachment; W/50" Deck	200519		6835
1800			
Drive; W/60" Deck; W/68" Belt O.C.	400945		6868
Drive; W/66" Belt O.C.	400288		6866
Vacuum Attachment; W/40" Deck	400650		6831
Vacuum Attachment; W/48" Deck	400123		6840
Vacuum Attachment; W/50" Deck	200519		6835
2000			
Drive	400288		6866
Vacuum Attachment; W/48" Deck	400123		6840
Dy-Na-Mo			
Trans.	700123		6935
Dy-Na-Mo 36			
Blade	700136		6988
Drive	700123		6935
Traction	700105		6944
Dy-Na-Mo 40			
Deck; W/47" Belt O.C.	700509		6847
Deck; W/90" Belt O.C.	700508		6890
Dy-Na-Mo 40-2			
Blade; W/47" Belt O.C.	700509		6847
Blade; W/90" Belt O.C.	700508		6890
Drive	700123		6935
Traction	700105		6944
Dy-Na-Mo 50			
Blade	700531		6851
Deck	700532		6894
Drive	700123		6935
Traction	700105		6944
DILLE & MCGUIRE			
2418			
Belt	BE118	2230	6823
2424			
Belt	11253	2440	6844
2429			
Belt	7591B	1360	6736
A02100 Grassgroomer			
Belt	BE118	2230	6823

Belts for Walk Behind Mowers

Application	OEM No.	Standard Belts	Premium Belts	Application	OEM No.	Standard Belts	Premium Belts
DILLE & MCGUIRE - Continued				DYNAMARK - Continued			
HW22				1232-00; 1232-01; 1232-02			
Belt	9657B	2390	6839	Belt	2363	2440	
RPH21 Turfmaster; RPJ21 Turfmaster; RRH21 Turfmaster				1243-00			
Belt	BE118	2230	6823	Belt	42035	1400	6740
SPC22				1286-00			
Belt	BE112	2400	6840	Belt	48530	1430	6743
SPF22				1288-03; 1288-04			
Belt	7591B	1360	6736	Belt	2363	2440	
Turfmaster 21"				1293-01			
Belt	WM382	3230	6923	Blade	42881	3710	6971
Turfmaster King				Trans.	42858	2390	6839
Belt; W/18", 21" Deck	GRP82	1230	6723	1299-00			
Belt; W/22" Deck	BE112	2400	6840	Belt	48529	1450	6745
WM21; WMA21; WMB21; WMC21				2105-0; 2105-1; 2105-2; 2105-3; 2105-04; 2105-05; 2105-07; 2105-08; 2105-09			
Belt	WM382	3230	6923	Belt		2200	6820
WMD21; WMD21D; WMD21R; WMF21; WMF21DS; WMG21DS; WMG21S				2115-00			
Belt		2170	6817	Belt	LP2154	2200	6820
DIXON				2115-0			
ZTR 1001				Belt		2200	6820
Blade			69100	2115-01			
P.T.O. To Deck			6978	Belt	LP2154	2200	6820
DR POWER EQUIPMENT				2115-1			
Premier Mower; Pro Mower; Pro-XL Mower				Belt		2200	6820
Drive	150061		A31	2115-02; 2115-03; 2115-04; 2115-05; 2115-06			
Scout Mower				Belt	LP2154	2200	6820
Drive	150061		A31	2204			
Deck Drive	114431		6845	Drive; W/4 H.P. Eng.	53307	1430	6743
DURITE				2211-00; 2226-00; 2226-01; 2227-00; 2227-01; 2227-02; 2227-03; 2227-05; 2227-06			
A22; N22				Belt	2363	2440	
Belt		2250	6825	4106-00; 4106-02; 4108-00; 4108-01; 4120-00; 4121-00; 4124-00; 4124-01			
S18				Belt		2240	6824
Belt		2300	6830	4218-00; 4218-01; 4218-02; 4228-00; 4228-02; 4228-04; 4228-06; 4228-08; 4229-00			
S22				Belt	2363	2440	
Belt		2250	6825	4265-08; 4265-09			
SP22				Belt	42035	1400	6740
Belt			6843	5036-00; 5036-01; 5036-03			
SP24				Belt	8597	2220	6822
Belt			6842	5100-01			
SP36				Belt		2200	6820
Belt; W/46" Belt O.C.		2460	6846	5105-00; 5105-01; 5105-02; 5105-03; 5105-04; 5105-05			
Belt; W/53" Belt O.C.			6853	Belt	LP383	2240	6824
SPV21				5105-07			
Belt; W/31" Belt O.C.		1310	6731	Belt		2230	6823
Belt; W/32" Belt O.C.		1320	6732	5105-08			
DYNAMARK				Belt	LP383	2240	6824
1105-0; 1105-00; 1105-01; 1105-1; 1105-02; 1105-03; 1105-04; 1105-05; 1105-06; 1105-07				5105-09			
Belt		2200	6820	Belt		2230	6823
1105-08; 1105-09; 1105-10; 1105-11; 1105-12; 1105-13; 1105-14				5105-11			
Belt		2200	6820	Belt	8597	2220	6822
1115-0; 1115-02; 1115-03; 1115-04; 1115-07; 1115-08; 1115-09; 1115-10; 1115-11; 1115-12				5105-12			
Belt	LP2154	2200	6820	Belt	LP383	2240	6824
1226-00; 1226-01; 1227-00; 1227-01; 1227-02				5105-13; 5105-14; 5105-15			
Belt	2363	2440		Belt	8597	2220	6822
1227-03; 1227-04				5105-16; 5105-18; 5105-21; 5105-22; 5105-30			
Belt	3145	2230	6823	Belt	LP383	2240	6824
1227-05; 1227-06; 1228-00; 1228-01; 1228-02; 1228-03; 1228-04				5105-31			
Belt	2363	2440		Belt	8597	2220	6822
1229-01; 1230-00; 1230-01; 1230-02				5105-33; 5105-34; 5105-35; 5105-36; 5105-37; 5105-38; 5105-40			
Belt	20582	2430	6843	Belt	LP383	2240	6824

Lawn & Garden Equipment

Belts for Walk Behind Mowers

Application	OEM No.	Standard Belts	Premium Belts
DYNAMARK - Continued			
5105-41 Belt		2230	6823
5105-42 BeltLP383		2240	6824
5105-44; 5105-50; 5105-55; 5105-57 Belt		2230	6823
5105-59 Belt8597		2220	6822
5105-60; 5105-65; 5105-67 Belt		2230	6823
5105-71 Belt8597		2220	6822
5105-73 BeltLP383		2240	6824
5107-01; 5107-02; 5107-04; 5108-00; 5108-32 Belt		2200	6820
5110-00; 5110-01 Belt		2240	6824
5111-30; 5111-33 Belt		2200	6820
5115-00; 5115-01 Belt8597		2220	6822
5120-00; 5120-01; 5120-03; 5120-58 Belt		2240	6824
5121-02; 5121-04; 5121-30 Belt8597		2220	6822
5121-55 Belt		2230	6823
5121-56; 5121-58 Belt8597		2220	6822
5222-00; 5222-30; 5222-31; 5222-32; 5222-34; 5222-36; 5222-38; 5222-40; 5223-01; 5223-05 Belt2363		2440	
5223-07; 5223-30; 5223-31; 5223-32; 5223-38; 5223-39; 5223-43; 5223-45; 5223-49 Belt2363		2440	
5227-00; 5227-01; 5227-03; 5227-05; 5227-07; 5227-09; 5227-11; 5227-31; 5227-41; 5227-43 Belt20582		2430	6843
5227-45; 5227-47; 5227-51; 5227-53; 5227-55 Belt20582		2430	6843
5230-00; 5230-01; 5231-01; 5231-10; 5231-16; 5231-41; 5231-51; 5231-61 Belt2363		2440	
5265-01; 5265-03; 5265-04; 5265-05; 5265-06; 5265-07; 5265-10; 5265-11; 5265-12; 5265-13 Belt42035		1400	6740
5265-14; 5265-15 Belt42035		1400	6740
5298-50; 5298-51; 5298-53 Belt48529		1450	6745
5298-64; 5298-65; 5298-66; 5298-67; 5298-68 Traction52450		1290	6729
5302-00; 5302-01 Belt48529		1450	6745
8158; 8196; 9120; 9121 Belt		2240	6824
50254 Belt2363		2440	
50304 Traction		2230	6823
50304A; 50314; 50316-00; 50316-01 Belt8597		2220	6822
11010000 Drive			6826

Application	OEM No.	Standard Belts	Premium Belts
DYNAMARK - Continued			
42180000; 42180100; 42180200; 42280000; 42280400; 42280600; 42280800; 42290000; 52220000; 52223000 Belt2363		2440	
CB520A; CB520B Belt		2200	6820
CH422A; CH422B; CH422C Belt2363		2440	
LP420; LP430; LP430A; LP430B; LP430C; LP430D Belt		2200	6820
RA222; SP22A; SP22B; XPO225; XPT225 Belt2363		2440	
EDKO			
Lawn Mowers			
Blade	20825		B63
Trans.		2300	6830
ENCORE			
32B100; 32B100E; 32K200			
Blade Drive	323003		6647BR
Wheel Drive	363312		6809BR
Trans.	363212		6839
32K250			
Blade Drive	323003		6647BR
Pump Drive	363212		6839
36B100; 36B100E; 36K200			
Blade	363210		6573BR
Drive	363312		6809BR
Trans.	363212		6839
36K250; 36K450			
Blade	363210		6573BR
Drive	363212		6839
48B300; 48B300E			
Blade	483030		6614BR
Drive	363312		6809BR
Right Angle Drive	483031		6864BR
Trans.	363212		6839
48B350EWT; 48B350WT; 48B450EWT; 48B450WT			
Blade	483030		6614BR
Drive	363212		6839
Right Angle Drive	483031		6864BR
48K200			
Blade	483030		6614BR
Drive	363312		6809BR
Right Angle Drive	483031		6864BR
Trans.	363212		6839
48K250WT			
Blade	483030		6614BR
Drive	363212		6839
Right Angle Drive	483031		6864BR
48K400			
Blade	483030		6614BR
Drive	363312		6809BR
Right Angle Drive	483031		6864BR
Trans.	363212		6839
48K450EWT; 48K450WT; 48K550EWT			
Blade	483030		6614BR
Drive	363212		6839
Right Angle Drive	483031		6864BR
48T200			
Blade	483030		6614BR
Drive	363312		6809BR
Right Angle Drive	483031		6864BR
Trans.	363212		6839
52B300; 52B300E			
Drive	363312		6809BR
Trans.	363212		6839

Belts for Walk Behind Mowers

Application	OEM No.	Standard Belts	Premium Belts	Application	OEM No.	Standard Belts	Premium Belts
ENCORE - Continued				ESKA - Continued			
52B350; 52B350E				Mark 26 (1601)			
Drive	363212		6839	Blade	80009	2820	6882
52B400; 52B400E				Transaxle	80010	2680	6868
Drive	363312		6809BR	Variable Speed	80011	2180	6818
Trans	363212		6839	EVERRIDE			
52B450; 52B450E				EGWKA1336S			
Drive	363212		6839	Deck Drive	00201010		6815BR
52K200; 52K400				EHWKA1536S			
Drive	363312		6809BR	Trans	D38006		6820BR
Trans	363212		6839	Deck Drive	D38007		6402BR
52K450; 52K450E; 52K550E				EHWKA1948S			
Drive	363212		6839	Trans	D38006		6820BR
60B300; 60B300E				Eng. To Deck	D18087		6555BR
Blade	603015		6480BR	EHWKA1952S			
Drive	363312		6809BR	Trans	D38006		6820BR
Right Angle Drive	603016		6854BR	Deck Drive	TCU18848		6492BR
Trans	363212		6839	ELKW1748S			
60B350; 60B350E				Trans	D38006		6820BR
Blade	603015		6480BR	Eng. To Deck	D18087		6555BR
Drive	363212		6839	EXMARK			
Right Angle Drive	603016		6854BR	21" S.P.			
60B400; 60B400E				Drive; W/29" Belt O.C.; Ser. No. 10,000 & After	213076		6829
Blade	603015		6480BR	Drive; W/37" Belt O.C.; Ser. No. 10,000 & After	213077		6837
Drive	363312		6809BR	32"			
Right Angle Drive	603016		6854BR	Deck	323017		6986
Trans	363212		6839	Trans.; W/Variable Speed Drive	303078		6936
60B450; 60B450E				Trans.; W/5-Speed Drive	403018		6937
Blade	603015		6480BR	Wheel Drive; W/Variable Speed Drive	303079		6429BR
Drive	363212		6839	Wheel Drive; W/5-Speed Drive	323051		6423BR
Right Angle Drive	603016		6854BR	32" 5-Speed			
60K400				Deck Drive	323017		6986
Blade	603015		6480BR	Trans	403018		6937
Drive	363312		6809BR	Wheel Drive	323051		6423BR
Right Angle Drive	603016		6854BR	32" Variable			
Trans	363212		6839	Deck Drive	323017		6986
60K450; 60K550E				Trans	303078		6936
Blade	603015		6480BR	Wheel Drive	303079		6429BR
Drive	363212		6839	36-11H			
Right Angle Drive	603016		6854BR	Belt	303080A		6989
WB32K13				36"			
Trans	363212		6839	Deck	303080		6614BR
Drive	363312		6809BR	Trans.; W/Variable Speed Drive	303078		6936
Deck Drive	323003		6647BR	Trans.; W/5-Speed Drive	403018		6937
WB36K13				Wheel Drive; W/Variable Speed Drive	303079		6429BR
Trans	363212		6839	Wheel Drive; W/5-Speed Drive	323051		6423BR
Drive	363312		6809BR	36" 5-Speed			
Deck Drive	363210		6573BR	Deck	303080		6614BR
WB36K13H				Trans	403018		6937
Hydro. Drive	363212		6839	Wheel Drive	323051		6423BR
Deck Drive	363210		6573BR	36" Variable			
WB48K17				Deck	303080		6614BR
Trans	363212		6839	Trans	303078		6936
Drive	363312		6809BR	Wheel Drive	303079		6429BR
Deck Drive	483030		6614BR	48"			
WB48K17H				Cross Deck	403025		6446BR
Hydro. Drive	363212		6839	Deck Drive	403024		6877BR
Deck Drive	483030		6614BR	Trans.; W/Variable Speed Drive	303078		6936
ESKA				Trans.; W/5-Speed Drive	403018		6937
1504 22" S.P.				Wheel Drive; W/Variable Speed Drive	303079		6429BR
Belt	80006	1260	6726	Wheel Drive; W/5-Speed Drive	323051		6423BR
1625				48" 5-Speed			
Eng. To Transaxle	80015		6879	Cross Deck	403025		6446BR
Mower Pan To Blade; W/28" Belt O.C.	80014	2280	6828	Deck Drive	403024		6877BR
Mower Pan To Blade; W/30" Belt O.C.	80012	2300	6830	Trans	403018		6937
1625A				Wheel Drive	323051		6423BR
Mower Pan To Blade	80017	2280	6828	48" Variable			
1626A; 1626B; 1626E				Cross Deck	403025		6446BR
Mower Pan To Blade; W/28" Belt O.C.	80017	2280	6828	Deck Drive	403024		6877BR
Mower Pan To Blade; W/30" Belt O.C.	80018	2300	6830	Trans	403018		6937
				Wheel Drive	323051		6423BR

Lawn & Garden Equipment

Belts for Walk Behind Mowers

Application	OEM No.	Standard Belts	Premium Belts
EXMARK - Continued			
48" Variable - Continued			
Trans.	303078		6936
Wheel Drive	303079		6429BR
ECSHN21; ECSKA21; ECXHN21			
Drive	1097299		6736
ECXHNBBCC21			
Drive	1097299		6736
Blade Drive	1101790		6822
ECXKA21			
Drive	1097299		6736
ECXKABBC21			
Drive	1097299		6736
Blade Drive	1101790		6822
M15KA322P			
Traction	323344		6487BR
Eng. To Blade; W/32" Deck	1323734		6506BR
Eng. To Trans.	323280		6840
M15KA362; M15KA362P			
Trans.	1323280		6840
Traction	1323288		6586BR
Blade Drive	1323733		6573BR
M15KA483; M15KA483P			
Trans.	1323280		6840
Traction	1323288		6586BR
Blade Drive	1403174		6665BR
M16KA322P			
Trans.	1323280		6840
Wheel Drive	1323344		6487BR
Blade Drive	1323734		6506BR
M16KA362; M16KA362P			
Trans.	1323280		6840
Wheel Drive	1323288		6586BR
Blade Drive	1323733		6573BR
M16KA483; M16KA483P			
Trans.	1323280		6840
Wheel Drive	1323288		6586BR
Blade Drive	1403174		6665BR
M216KA; M216KASP; M216KASPC			
Drive	213237		6734
M3211B; M3213KA			
Blade Drive; Ser. No. 220001 & After	323734		6506BR
Blade Drive; Ser. No. 220000 & Before	323345		6981
Trans.	323280		6840
Wheel Drive	323344		6487BR
M3613KA; M3613KC; M3615KA			
Blade Drive; Ser. No. 220001 & After	323733		6573BR
Blade Drive; Ser. No. 220000 & Before	323299		6812BR
Trans.	323280		6840
Wheel Drive	323288		6586BR
M4815KA			
Blade Drive; Ser. No. 220001 & After	323300		6591BR
Blade Drive; Ser. No. 220000 & Before	403174		6665BR
Blade - Right; Ser. No. 220000 & Before	403025		6446BR
Trans.	323280		6840
Wheel Drive	323288		6586BR
M4815KC; M4817KA			
Blade Drive; Ser. No. 220001 & After	323300		6591BR
Blade Drive; Ser. No. 220000 & Before	403174		6665BR
Drive - Right	403025		6446BR
Trans.	323280		6840
Wheel Drive	323288		6586BR
Metro 5-Speed			
Right Side Blade Drive; W/48" Deck	403025		6446BR
MG16KA322P			
Trans.	1323280		6840
Wheel Drive	1323344		6487BR
Deck Drive	1323734		6506BR
MG16KA362; MG16KA362P			
Trans.	1323280		6840
Wheel Drive	1323288		6586BR
Deck Drive	1323733		6573BR

Application	OEM No.	Standard Belts	Premium Belts
EXMARK - Continued			
MG16KA483; MG16KA483P			
Trans.	1323280		6840
Wheel Drive	1323288		6586BR
Deck Drive	1403174		6665BR
MG481KA322P			
Trans.	1323280		6840
Wheel Drive	1323344		6487BR
Deck Drive	1323734		6506BR
MG481KA362; MG481KA362P			
Trans.	1323280		6840
Wheel Drive	1323288		6586BR
Deck Drive	1323733		6573BR
MG481KA483; MG481KA483P			
Trans.	1323280		6840
Wheel Drive	1323288		6586BR
Deck Drive	1403174		6665BR
MHP3615KA; MHP3615KC			
Blade Clutch	413096		6936
Deck Drive	413094		6917BR
Trans.	323280		6840
Wheel Drive	413341		ⓂA56
MHP4815KA; MHP4815KC; MHP4817KA			
Blade Clutch	413096		6936
Deck Drive	413093		6596BR
Trans.	323280		6840
Wheel Drive	413341		ⓂA56
MHP5217KA			
Blade Clutch	413096		6936
Deck Drive	413308		6783BR
Trans.	323280		6840
Wheel Drive	413341		ⓂA56
MS6KA26B; MSKABBC26			
Traction	1036114		6726
Blade Drive	1160823		6930
Standard 5-Speed			
Cross Deck; W/48" Deck	403025		6446BR
Deck; W/32" Deck	323017		6986
Deck; W/36" Deck	303080		6614BR
Deck; W/48" Deck	403024		6877BR
Trans.	403018		6937
Wheel Drive	323051		6423BR
THP15KA363			
Pump Drive	413095		6685BR
Deck Drive; W/36" Deck	413094		6917BR
Blade Clutch; Ser. No. 509999 & Before	413096		6936
Blade Clutch; Ser. No. 510000 & After	1036317		B35
THP16KA363			
Hydro. Drive	1091057		6685BR
Blade Clutch	1036317		B35
Deck Drive	1413094		6917BR
THP16KA483			
Hydro. Drive	1091057		6685BR
Blade Clutch	1036317		B35
Deck Drive	1413093		6596BR
THP17KA483			
Pump Drive	413095		6685BR
Deck Drive; W/48" Deck	413093		6596BR
Blade Clutch; Ser. No. 509999 & Before	413096		6936
Blade Clutch; Ser. No. 510000 & After	1036317		B35
THP17KA523			
Pump Drive	413095		6685BR
Deck Drive; W/52" Deck	413308		6783BR
Blade Clutch; Ser. No. 509999 & Before	413096		6936
Blade Clutch; Ser. No. 510000 & After	1036317		B35
THP18KAE523			
Hydro. Drive	1091057		6685BR
Blade Clutch	1036317		B35
Deck Drive	1413308		6783BR
THP19KAE483			
Pump Drive	413095		6685BR
Deck Drive; W/48" Deck	413093		6596BR
Blade Clutch; Ser. No. 509999 & Before	413096		6936

Ⓜ Two Required.

Belts for Walk Behind Mowers

Application	OEM No.	Standard Belts	Premium Belts	Application	OEM No.	Standard Belts	Premium Belts
EXMARK - Continued				EXMARK - Continued			
THP19KAE483 - Continued				TT3615KAC HP-ECS - Continued			
Blade Clutch; Ser. No. 510000 & After	1036317		B35	Blade Clutch; Ser. No. 510000 & After	1036317		B35
THP19KAE523				TT4815KA; TT4815KC; TT4817KA			
Pump Drive	413095	6685BR		Pump Drive	413095	6850	
Deck Drive; W/52" Deck	413308	6783BR		Deck Drive	413093	6596BR	
Blade Clutch; Ser. No. 509999 & Before	413096	6936		Blade Clutch; Ser. No. 509999 & Before	413096	6936	
Blade Clutch; Ser. No. 510000 & After	1036317	B35		Blade Clutch; Ser. No. 510000 & After	1036317	B35	
THP20KAE483				TT4817KA HP; TT4817KAC; TT4817KAC HP-ECS			
Hydro. Drive	1091057	6685BR		Pump Drive	413095	6685BR	
Blade Clutch	1036317	B35		Deck Drive	413093	6596BR	
Deck Drive	1413093	6596BR		Blade Clutch; Ser. No. 509999 & Before	413096	6936	
THP20KAE523				TT4817KAE			
Hydro. Drive	1091057	6685BR		Pump Drive	413095	6850	
Blade Clutch	1036317	B35		Deck Drive	413093	6596BR	
Deck Drive	1413308	6783BR		Blade Clutch; Ser. No. 509999 & Before	413096	6936	
TT19KA				TT4817KAE HP; TT4817KAEC; TT4817KAEC HP-ECS			
Cross Deck; W/FMD-52, FMD-523 Deck	603576	6480BR		Pump Drive	413095	6685BR	
Cross Deck; W/FMD-60, FMD-603 Deck	603045	6928BR		Deck Drive	413093	6596BR	
Eng. To Deck; W/FMD52 Deck; Ser. No. 83999 & Before	603582	6866BR		Blade Clutch; Ser. No. 509999 & Before	413096	6936	
Eng. To Deck; W/FMD-52, FMD-523 Deck; Ser. No. 84000 & After	603306	6506BR		Blade Clutch; Ser. No. 510000 & After	1036317	B35	
Eng. To Deck; W/FMD-60, FMD-603 Deck	603306	6506BR		TT5217KA			
Pump Drive; W/52", 60" Deck	603809	6959		Pump Drive	413095	6850	
TT20KCC				TT5217KA HP; TT5217KAC; TT5217KAC HP-ECS; TT5217KAEC; TT5217KAEC HP-ECS			
Pump Drive	413095	6685BR		Pump Drive	413095	6685BR	
TT20KCE Hydro				TT5217KAE			
Eng. To Deck; W/52" Deck	1032240	6754BR		Deck Drive	413093	6596BR	
Eng. To Deck; W/60" Deck	1603306	6506BR		Blade Clutch; Ser. No. 509999 & Before	413096	6936	
Blade Drive; W/52" Deck	1032329	6480BR		Blade Clutch; Ser. No. 510000 & After	1036317	B35	
Blade Drive; W/60" Deck	1633173	6650BR		TTS16KA363			
TT23KA Hydro; TT23KAC				TTS16KA483			
Pump Drive	413095	6685BR		Hydro. Drive	1091057	6685BR	
Blade Drive; W/36" Deck	413094	6917BR		Eng. To Deck	1036317	B35	
Blade Drive; W/48" Deck	413093	6596BR		Blade Drive	1413094	6917BR	
Blade Drive; W/52" Deck	413308	6783BR		TTS18KA523			
Blade Clutch; Ser. No. 509999 & Before	413096	6936		Hydro. Drive	1091057	6685BR	
Blade Clutch; Ser. No. 510000 & After	1036317	B35		Eng. To Deck	1036317	B35	
TT23KAE Hydro				TTS20KAE483			
Eng. To Deck; W/52" Deck	1032240	6754BR		Hydro. Drive	1091057	6685BR	
Eng. To Deck; W/60" Deck	1603306	6506BR		Eng. To Deck	1036317	B35	
Blade Drive; W/52" Deck	1032329	6480BR		Blade Drive	1413093	6596BR	
Blade Drive; W/60" Deck	1633173	6650BR		TTS20KAE523			
TT23KCC				TTS20PKAE483			
Pump Drive	413095	6685BR		Hydro. Drive	1091057	6685BR	
TT24KAE				TTS20PKAE523			
Eng. To Deck; W/52" Deck	1032240	6754BR		Hydro. Drive	1091057	6685BR	
Blade Drive; W/52" Deck	1032329	6480BR		Eng. To Deck	1036317	B35	
Eng. To Deck; W/60" Deck	1603306	6506BR		Blade Drive	1413093	6596BR	
Blade Drive; W/60" Deck	1633173	6650BR		TT481KA363			
TT3615KA				TT481KA483			
Pump Drive	413095	6850		Hydro. Drive	1091057	6685BR	
Deck Drive	413094	6917BR		Eng. To Deck	1036317	B35	
Blade Clutch; Ser. No. 509999 & Before	413096	6936		Blade Drive	1413094	6917BR	
Blade Clutch; Ser. No. 510000 & After	1036317	B35		TTS481KA363			
TT3615KA HP; TT3615KAC				TTS481KA483			
Pump Drive	413095	6685BR		Hydro. Drive	1091057	6685BR	
Deck Drive; W/36" Deck	413094	6917BR		Eng. To Deck	1036317	B35	
Blade Clutch; Ser. No. 509999 & Before	413096	6936		Blade Drive	1413094	6917BR	
Blade Clutch; Ser. No. 510000 & After	1036317	B35		TTS541KA523			
TT3615KAC HP-ECS				TT541KA523			
Pump Drive	413095	6685BR		Hydro. Drive	1091057	6685BR	
Deck Drive; W/36" Drive	413094	6917BR					
Blade Clutch; Ser. No. 509999 & Before	413096	6936					

Belts for Walk Behind Mowers

Application	OEM No.	Standard Belts	Premium Belts
EXMARK - Continued			
TTS541KA523 - Continued			
Eng. To Deck	1036317		B35
Blade Drive	1413308		6783BR
TTS600KAE483			
Hydro. Drive	1091057		6685BR
Eng. To Deck	1036317		B35
Blade Drive	1413093		6596BR
TTS600KAE523			
Hydro. Drive	1091057		6685BR
Eng. To Deck	1036317		B35
Blade Drive	1413308		6783BR
TTS600PKAE483			
Hydro. Drive	1091057		6685BR
Eng. To Deck	1036317		B35
Blade Drive	1413093		6596BR
TTX20KCE; TTX21EKCE; TTX24KAE; TTX24PKAE; TTX640KCE; TTX650EKCE; TTX691KAE; TTX691PKAE			
Eng. To Deck; W/52" Deck	1032240		6754BR
Blade Drive; W/52" Deck	1032329		6480BR
Eng. To Deck; W/60" Deck	1603306		6506BR
Blade Drive; W/60" Deck	1633173		6650BR
Turf Ranger			
Blade Drive; W/52" Deck; Ser. No. 319999 & Before	603576		6480BR
Blade Drive; W/52" Deck; Ser. No. 320000 & After	1032329		6480BR
Blade Drive; W/60" Deck; Ser. No. 319999 & Before	603045		6928BR
Blade Drive; W/60" Deck; Ser. No. 320000 & After	633173		6650BR
Deck Drive; W/52" Deck; Ser. No. 83999 & Before	543898		6991
Deck Drive; W/52" Deck; Ser. No. 84000- 114999	543028		6649BR
Deck; W/52" Deck; Ser. No. 115000 & After	543749		6649BR
Deck Drive; W/60" Deck; Ser. No. 89999 & Before	543521		6987
Deck; W/60" Deck; Ser. No. 90000-114999	323300		6591BR
Deck Drive; W/60" Deck; Ser. No. 115000 & After	543523		6839BR
Trans.	543548		6837
Variable Speed			
Cross Deck; W/48" Deck	403025		6446BR
Deck; W/32" Deck	323017		6986
Deck; W/36" Deck	303080		6614BR
Deck; W/48" Deck	403024		6877BR
Trans.	303078		6936
Wheel Drive	303079		6429BR
VH15KA362			
Pump	1034760		6726BR
Deck Drive	1323735		6754BR
VH15KA483			
Pump	1034760		6726BR
Deck Drive	1403174		6665BR
VH16KA362			
Hydro. Drive	1034760		6726BR
Deck Drive	1323735		6754BR
VH16KA483			
Hydro. Drive	1034760		6726BR
Deck Drive	1403174		6665BR
VH481KA362			
Hydro. Drive	1034760		6726BR
Deck Drive	1323735		6754BR
VH481KA483			
Hydro. Drive	1034760		6726BR
Deck Drive	1403174		6665BR
VH3615KA			
Eng. To Deck; Ser. No. 220001 & After	323735		6754BR
Eng. To Deck; Ser. No. 220000 & Before	323200		6754BR
Pump Drive; Ser. No. 220001 & After	653163		6726BR
Pump; Ser. No. 220000 & Before	323225		6822BR

Application	OEM No.	Standard Belts	Premium Belts
EXMARK - Continued			
VH4815KA			
Blade - Right; Ser. No. 220000 & Before	403025		6446BR
Eng. To Deck; Ser. No. 220001 & After	403174		6665BR
Eng. To Deck; Ser. No. 220000 & Before	303499		6649BR
Pump Drive; Ser. No. 220001 & After	653163		6726BR
Pump Drive; Ser. No. 220000 & Before	323225		6822BR
Viking; Viking 5-Speed; Viking Hydro			
Cross Deck; W/48" Deck	403025		6446BR
Deck; W/32" Deck	323017		6986
Deck; W/36" Deck	303080		6614BR
Deck; W/48" Deck	403024		6877BR
Trans.	403018		6937
Wheel Drive	323051		6423BR
VT20KAS484			
Hydro. Drive	114567		6927BR
Deck Drive	994627		6767BR
VT20KAS524			
Hydro. Drive	114567		6927BR
Deck Drive	1163111		6598BR
VT24KAS484			
Hydro. Drive	114567		6927BR
Deck Drive	994627		6767BR
VT24KAS524			
Hydro. Drive	114567		6927BR
Deck Drive	1163111		6598BR
FALLS			
22-119; 22-132; 22-137; 22-142; 22-146; 22-159			
Belt	152160	1380	6738
BP21; F2100; F2100R			
Belt	151360	2290	6829
H25 25" Push			
Belt	152920	2600	6860
H256 25" Push			
Belt	153030	2540	6854
H2500			
Eng. To Gear Box	152980	2360	6836
Eng. To Spindle	152920	2600	6860
R2200			
Belt	151370	2275	
R2500			
Belt	152880	2340	6834
RP22; RP22R; SP22			
Belt	151670	1360	6736
FERRIS INDUSTRIES, INC.			
BGF48KA; BGF48KAV15			
Deck Drive	5021297		6752BR
CCWKAV1536			
Deck Drive; W/Rear Discharge	5101313		6702BR
Eng. To Deck; W/Side Discharge	5101508		6482BR
CCWKAV1948			
Pump	5022173		6743BR
Deck Drive	5100814		6567BR
CCWKAV1952			
Pump	5022173		6743BR
Deck Drive	5022435		6933BR
CCWKAV2148			
Pump	5022173		6743BR
Deck Drive	5100814		6567BR
CCWKAV2152; CCWKAV2452			
Pump	5022173		6743BR
Deck Drive	5022435		6933BR
CCWKAV2461			
Pump	5022173		6743BR
Deck Drive	5100014		6893BR
CCWKAV2552			
Pump	5022173		6743BR
Deck Drive	5022435		6933BR

Belts for Walk Behind Mowers

Application	OEM No.	Standard Belts	Premium Belts	Application	OEM No.	Standard Belts	Premium Belts
FERRIS INDUSTRIES, INC. - Continued				FIRESTONE - Continued			
CCWKAV2561				8D274			
Pump	5022173		6743BR	Belt	7540100	2180	6818
Deck Drive	5023386		6770BR	422-3-282; 422-3-292			
DDSKAV15/48				Drive	7540114	2240	6824
Trans.	5022173		6743BR	422-3-570			
Eng. To Deck	5021723		6754BR	Blade	7540144	3550	6955
Blade Drive	5020873		6749BR	Drive	7540143		6728
DDSKAV15/52				422-3-693			
Trans.	5022173		6743BR	Belt	7540239	2290	6829
Eng. To Deck	5021420		6753BR	422-5-280; 422-5-290			
Blade Drive	5021297		6752BR	Drive	7540114	2240	6824
Deck Drive; W/52" Hanging Deck	5022435		6933BR	422-5-500			
DDSKAV17/48				Belt	7540116	2420	6842
Trans.	5022173		6743BR	422-5-530			
Eng. To Deck	5021723		6754BR	Belt	7540935	2310	6831
Blade Drive	5020873		6749BR	422-5-570			
DDSKAV17/52				Blade	7540144	3550	6955
Trans.	5022173		6743BR	Drive	7540143		6728
Eng. To Deck	5021420		6753BR	FLO-MOW			
Blade Drive	5021297		6752BR	SAT-21SP			
Deck Drive; W/52" Hanging Deck	5022435		6933BR	Belt; W/Tecumseh Eng.			6734
DDSKAV17/61				FOLEY			
Trans.	5022173		6743BR	663-01 30"			
Eng. To Deck	5021510		6703BR	Belt	670757	1570	
Blade Drive	5020824		6748BR	FORD			
Deck Drive; W/61" Hanging Deck	5022061		6661BR	09GN-3667			
DDSKAV23/52				Drive	213676		6885
Trans.	5022173		6743BR	2051; 2052; 2053; 2054; 2055; 2056			
Eng. To Deck	5021420		6753BR	Blade	231511		6873
Blade Drive	5021297		6752BR	Trans.	231362		6745
Deck Drive; W/52" Hanging Deck	5022435		6933BR	2157			
DDSKAV23/61				Traction	335646		6389
Trans.	5022173		6743BR	C48 Series; C48SP Series			
Eng. To Deck	5021510		6703BR	Deck	11792		6996
Blade Drive	5020824		6748BR	Traction	390601		6376
Deck Drive; W/61" Hanging Deck	5022061		6661BR	G. MCNEW CO.			
HC32KAV13E; HC32KAV15E				125-290			
Transaxle	5023058		6940BR	Drive	7540114		6824
HC36KAV13E; HC36KAV15E				128-270; 9800			
Transaxle	5023058		6940BR	Traction	7540114		6824
Eng. To Deck	5023262		6822BR	G.A.C.			
HDBV1648				9-1441			
Deck Drive	5021650		6665BR	Traction	7540114		6824
PCW48-12K				9-1442			
Deck	1521000		6953	Traction	7540239		6829
Eng. To Hydro.	1521001		6836	122-280-011			
PCW61-14K				Traction	7540114		6824
Eng. To Hydro.	1521001		6836	122-690-011			
Procut 48				Traction	7540239		6829
Deck	1521000		6953	GAMBLE SKOGMO			
Eng. To Hydro.	1521001		6836	124-364; 124-376			
Procut 61				Traction	7540252		6833
Eng. To Hydro.	1521001		6836	150-590A			
FIRESTONE				Drive	1651020	2180	6818
08-02-500-2				2080A, 2080B			
Drive	7540114	2240	6824	Drive	7540239	2290	6829
08-03-201-7				2095-OC; 2095-OE; 2095A; 2095B			
Belt	7540126		6820	Drive	7540935	2310	6831
08-03-500-8; 08-03-508-3; 08-03-512-1; 08-03-514-8				2096-8A			
Drive	7540114	2240	6824	Belt	7540252		6833
08-03-600-4; 08-03-603-9				20554A			
Drive	7540109		6843	Belt	7540114	2240	6824
08-03-606-3							
Belt	7540141		6183				
Drive	7540239	2290	6829				
08-03-701-9							
Blade	7540144	3550	6955				
Drive	7540143		6728				

Lawn & Garden Equipment

Belts for Walk Behind Mowers

Application	OEM No.	Standard Belts	Premium Belts
GAMBLE SKOGMO - Continued			
26510A			
Blade	7540195		6854
Drive	7540198		6451BR
52650400			
Belt	42035	1400	6740
GENERAL LEISURE			
9HW			
Belt	530050004		6847
A; B; C			
Belt; W/B. & S. Eng.	530050005		6737
Belt; W/Tecumseh Eng.	530050006		6736
F			
Belt; W/B. & S. Eng.	530050014		6738
Belt; W/Tecumseh Eng.	530050005		6737
OHW			
Belt	530050004		6847
X			
Belt; W/B. & S. Eng.	530050014		6738
Belt; W/Tecumseh Eng.	530050005		6737
GILSON			
60-950-1; 60-951-2; 89-1621			
Blade	4638		6830
Drive	4825	2600	6860
56014			
Belt	210753		6831
15264930			
Belt			6833
15265028			
Belt; W/33" Belt O.C.			6833
Belt; W/44" Belt O.C.			6844
15265234			
Belt		2240	
GOODALL			
20LP			
Blade	W00674		6832
Eng.	W00672	2210	6821
22BP; 22BPA; 22BPB; 22BPC; 22BPD; 22BPE; 22BPG; 22BPX; 22BPY			
Belt	W00688		6738
22CP; 22CPU; 22CPV			
Blade	W00687		6838
Drive	W00685		6827
22LP; 22LPA; 22LPV; 22LPX			
Eng. To Blade	W00663	2400	6840
Eng. To Gear Box	W00664	1250	6725
24BP; 24BPU; 24BPV			
Belt	W00688		6738
26BP			
Clutch	W00682	3450	6945
Eng.	W00683		6826
Variable Speed	W00684		6932
26WP			
Clutch	W00682	3450	6945
Eng.	W00685		6827
Variable Speed	W00686		6834
26WPS			
Drive	W00676	3390	6939
Eng.	W00670		6935
Reverse	W00673		6822
30BB; 30BC; 30BD; 30BE			
Belt	W00630	1570	
30BPC; 30BPD; 30BPE; 30BPG			
Belt; W/37" Belt O.C.	W00629		6737
Belt; W/57" Belt O.C.	W00630	1570	
30LF			
Belt	W00630	1570	

Application	OEM No.	Standard Belts	Premium Belts
GOODALL - Continued			
30LPF			
Belt; W/37" Belt O.C.	W00629		6737
Belt; W/57" Belt O.C.	W00630	1570	
32B; 32BA; 32BB			
Belt	W00678		6860
32BP; 32BPA; 32BPB; 32BPY			
Belt; W/28" Belt O.C.	W00660		3V280
Belt; W/33" Belt O.C.	W00661	1330	6733
Belt; W/60" Belt O.C.	W00678		6860
32BX; 32C			
Belt	W00678		6860
32CP			
Belt; W/28" Belt O.C.	W00660		3V280
Belt; W/33" Belt O.C.	W00661	1330	6733
Belt; W/60" Belt O.C.	W00678		6860
32CPT			
Belt; W/25" Belt O.C.	W00675		6825
Belt; W/60" Belt O.C.	W00678		6860
32CPU			
Blade	W00678		6860
32CPV			
Blade	W00678		6860
Drive	W00689		6835
32CRT			
Blade	W00678		6860
32LC; 32LD			
Belt	W00678		6860
32LP; 32LPA			
Blade	W00666		6848
Gear Box	W00659	1270	6727
32LPC; 32LPD			
Belt; W/28" Belt O.C.	W00660		3V280
Belt; W/33" Belt O.C.	W00661	1330	6733
Belt; W/60" Belt O.C.	W00678		6860
32LPT			
Belt; W/25" Belt O.C.	W00675		6825
Belt; W/60" Belt O.C.	W00678		6860
32LPX; 32LPY			
Blade	W00666		6848
Gear Box	W00659	1270	6727
32PIX; 32PX; 32SIX			
Belt; W/28" Belt O.C.	W00660		3V280
Belt; W/33" Belt O.C.	W00661	1330	6733
Belt; W/60" Belt O.C.	W00678		6860
704; 704A; 706; 707			
Belt	W00667		6824
708			
Belt	W00628		6823
726			
Belt	W00667		6824
728			
Belt	W00628		6823
GRAINGER, W. W.			
3Z467; 3Z467A; 3Z467B; 3Z467C			
Belt	7540109		6843
3Z468			
Blade	7540109		6843
Drive	7540121		6831
3Z468A; 3Z468B			
Blade	7540109		6843
Drive	7540177		6832
3Z468G			
Belt; W/33" Belt O.C.	7540146		6833
Belt; W/44" Belt O.C.	7540274		6844
3Z476B			
Belt	7540109		6843
3Z501			
Trans.	7540114		6824

Belts for Walk Behind Mowers

Application	OEM No.	Standard Belts	Premium Belts	Application	OEM No.	Standard Belts	Premium Belts
GRAINGER, W. W. - Continued				GREAT DANE			
3Z504; 3Z504A				GLKA1536S			
Drive	7540935		6831	Transaxle	D18388		6948BR
3Z585; 3Z585A				Deck Drive	D38163		6877BR
Belt	7540163		6828	GLKA1948S			
3Z589; 3Z589A				Transaxle	D18388		6948BR
Blade	7540144	3550	6955	Eng. To Deck	D18007		6614BR
Drive	7540143		6728	GLKA1952S			
3Z589E				Hydro. Drive	D18388		6948BR
Blade	7540267		6859	Blade	D38163		6877BR
Trans.	7540143		6728	GLKW1536S			
3Z761				Transaxle	D18388		6948BR
Trans.	7540114		6824	Deck Drive	D38163		6877BR
3Z762				GLKW1748S			
Trans.	7540252	2330	6833	Transaxle	D18388		6948BR
3Z876A				Eng. To Deck	D18007		6614BR
Belt	7540116	2420	6842	TCHR36-15KA			
3Z884A				Transaxle	D18388		6948BR
Belt	7540252		6833	Deck Drive	D38163		6877BR
GRAVELY				TCHR48-15KA; TCHR48-17KA			
21" Rear Bagger				Transaxle	D18388		6948BR
Drive	26150		6734	Eng. To Deck	D18007		6614BR
21" Self-Propelled				TCHR52-17KA			
Drive	26147	1300	6730	Hydro. Drive	D18388		6948BR
22" Self-Propelled				Blade	D38163		6877BR
Blade	26123		6827	TCLR36-14KA			
Drive	25659		6724	Hydro. Drive	D38006		6820BR
40" Self-Propelled				Deck Drive	D38007		6402BR
Drive	9240PI		6838	TCLR48-17KA			
528; 826				Hydro. Drive	D38006		6820BR
Drive	26121		3V335	Eng. To Deck	D18087		6555BR
Pro 8				HAHN ECLIPSE			
Blade	41200		6862	3277; 3278; 3280; 3281; 3282; 3283; 3284; 3290;			
Traction	041599		6549BR	3291; 3292			
Pro 32				Blade; W/24" Belt O.C.	308420		6824
Blade	43318		6887	Blade; W/26" Belt O.C.	308435		6826
Traction	041599		6549BR	Wheel Drive	1362P		6720
Pro 40				3293; 3294; 3295; 3296			
Mower	34945		6891	Blade; W/24" Belt O.C.	308420		6824
Traction	041599		6549BR	Blade; W/26" Belt O.C.	308435		6826
Trans.	34332		6835	Wheel Drive	1362P		6720
Pro 50				3302; 3303; 3305; 3306; 3309; 3310; 3311; 3312;			
Blade - Left	34945		6891	3313			
Blade - Right	34944		A44	Blade	308446		6826
Eng. To Deck	34289		6710BR	Wheel Drive	1362P		6720
Eng. To Trans.	041599		6549BR	3314			
Trans.	41545		6835	Belt; W/26" Belt O.C.	308435		6826
Pro Master 50; Pro Master 60				Belt; W/27" Belt O.C.	308454		6827
Front Deck; Model No. 43006	031369		6387	3315			
Wing - Right; Model No. 43221	031912	2490		Blade	308446		6826
Pro Master 350				Wheel Drive	1362P		6720
Fan & Alt.			7343	3317; 3318			
Pro Master 400				Belt	308435		6826
Fan & Alt.	A38		6840	3319			
Pro Power				Belt; W/26" Belt O.C.	308435		6826
P.T.O.	34864		6830	Belt; W/27" Belt O.C.	308454		6827
Traction	34346		6946	3320; 3321; 3322; 3323; 3324			
Trans.	34332		6835	Blade	308446		6826
Pro-Walk36HR PG; Pro-Walk36HR PS; Pro-Walk48HE PG; Pro-Walk48HE PS				Wheel Drive	1362P		6720
Hydro. Drive	D38006		6820BR	3325			
Pro-Walk52HE PG; Pro-Walk52HE PS				Belt	308435		6826
Hydro. Drive	D38006		6820BR	3326			
Deck Drive	00181711		6946BR	Belt; W/26" Belt O.C.	308435		6826
WAW34				Belt; W/27" Belt O.C.	308454		6827
Eng. To Deck	07243300		6674BR	3328			
Blade Drive	07234300		6809BR	Belt	308435		6826
				3329			
				Belt; W/26" Belt O.C.	308435		6826
				Belt; W/27" Belt O.C.	308454		6827

Lawn & Garden Equipment

Belts for Walk Behind Mowers

Application	OEM No.	Standard Belts	Premium Belts
HAHN ECLIPSE - Continued			
3330; 3331			
Blade	308446		6826
Wheel Drive	1362P		6720
3333; 3334			
Belt; W/26" Belt O.C.	308435		6826
Belt; W/27" Belt O.C.	308454		6827
3335; 3336			
Blade	308446		6826
Wheel Drive	1362P		6720
3337; 3338; 3339			
Belt	308453		6731
3341; 3342			
Blade	308454		6827
Wheel Drive	1362P		6720
3343			
Belt	308453		6731
3344; 3345			
Blade	308454		6827
Wheel Drive	1362P		6720
3349; 3350; 3351; 3357; 3358			
Belt; W/29" Belt O.C.	308463		6729
Belt; W/31" Belt O.C.	308453		6731
3359; 3360; 3362; 3371; 3373; 3374			
Belt	308453		6731
3375; 3387; 3389; 3390; 3395; 3396			
Blade	308446		6826
Wheel Drive	1362P		6720
3402; 3403; 3404; 3405; 3406; 3407; 3408; 3409; 3410; 3411			
Belt	308441		6843
3502			
Belt	308463		6729
3508; 3510; 3511; 3512; 3513; 3520; 3544; 3547			
Belt	308512		6730
3549; 3553; 3559; 3560; 3566; 3567; 3568; 3569; 3570			
Blade	308446		6826
Wheel Drive	1362P		6720
3572; 3573; 3574; 3575; 3579; 4500			
Belt; W/30" Belt O.C.	308512		6730
Belt; W/34" Belt O.C.	308445		6834
7300; 7301; 7302; 7305			
Belt	308441		6843
7415			
Belt	308434		3V600
HANNIBAL MOWER			
G-22SP			
Belt		2310	6831
HARDWARE WHOLESALERS, INC.			
121-290; 122-290			
Belt	7540114	2240	6824
122-690; 122-692			
Belt	7540239	2290	6829
125-350; 126-350			
Belt	7540935	2310	6831
127-335			
Belt	7540163		6828
127-350			
Belt	7540935	2310	6831
128-275			
Belt	7540114	2240	6824
HARRY			
423			
Traction; W/4-5 H.P. Eng.	94021002		6735
471DZB			
Traction; W/4 H.P. Eng.	10X875		6390

Application	OEM No.	Standard Belts	Premium Belts
HARRY - Continued			
491			
Traction; W/3.5-4 H.P. Eng.	94021001		6730
HOGG			
E-Z Roll 5			
Blade To Spindle; W/5.5 H.P. Eng.			6826
Eng. To Blade; W/5.5 H.P. Eng.		3620	6962
Spindle To Drive; W/5.5 H.P. Eng.		2200	6820
HOMELITE			
526 Series; 730 Series			
Blade	66818	2370	6837
Drive	66455	2510	6851
Estate			
Reel Drive	312104	2350	6835
HR830; HR830E; HR1230E			
Blade	JA992639		6865
Traction	JA992638		6839
JR830; JR830E; JR930E; JR1030E; JR1230			
Blade	JA991488		6873
Traction	JA990738		6852
Lawn Prince			
Clutch	314804	2200	6820
Eng.	313775	2200	6820
Lawn Queen			
Clutch; W/19" Belt O.C.	304393	2190	6819
Clutch; W/20" Belt O.C.	342780	2200	6820
Manor			
Clutch	307870	2350	6835
Pacer			
Eng.	307913	2220	6822
RE5			
Blade	108248		6848
Trans.	158573		A29
RM5; RM5E			
Blade	1601524		6878
Trans.	1607051		6870
RM7E			
Blade	1604406		6444BR
Trans.	1607051		6870
RMX8E; RMX8M; RMX11E			
Blade	JA991488		6873
Traction	JA990738		6852
Victor			
Clutch	314804	2200	6820
Eng.	313775	2200	6820
HOMKO			
1151000; 1151100			
Drive			6820
1230000			
Traction	20582	2430	
11050700; 11050800; 11050900; 11051000; 11051100; 11051200; 11051300; 11051400; 11150700; 11150800			
Drive			6820
11150900; 11151200; 11151300			
Drive			6820
12280300; 12280400			
Blade	2363	2440	
12290100			
Traction	20582	2430	
12320000; 12320100; 12320200			
Blade	2363	2440	
21050800; 21050900; 21150500; 21150600			
Drive			6820
51050300; 51050800; 51050900			
Drive			6824

Belts for Walk Behind Mowers

Application	OEM No.	Standard Belts	Premium Belts	Application	OEM No.	Standard Belts	Premium Belts
HOMKO - Continued				HUFFMAN - Continued			
51051100				4422			
Drive8597		6822	Belt3100140	2170	6817
51051200				4424			
Drive			6824	Belt; W/39" Belt O.C.9657B	2390	6839
51051400; 51051500				Belt; W/44" Belt O.C.11253	2440	6844
Drive8597		6822	4428; 4429; 4448			
51051600; 51051800				Belt7591B	1360	6736
Drive			6824	4481			
51083000; 51083200; 51083300; 51113000;				Belt3100140	2170	6817
51113200; 51113300				5019			
Drive			6820	Belt5717B	1340	6734
51210200				7428			
Drive8597		6822	Belt7591B	1360	6736
51210300				7481			
Drive			6824	Belt3100140	2170	6817
52223200; 52223201; 52223400; 52223600;				8408			
52223800; 52224000; 52230500; 52230700;				Belt7917B	1350	6735
52233000; 52233201				8428; 8448			
Blade2363	2440		Belt7591B	1360	6736
52270300; 52270500; 52270900; 52271100				8481; 9412			
Traction20582	2430		Belt3100140	2170	6817
HONDA				HUSQVARNA			
HR21				580BBC; 580R; 580RS; 580RSE; 580RSW; 600C			
Drive074313		6735	Blade606000226		6689BR
HR21-5				W3212; W3213			
Drive101316		6735	Trans.539101957		6425BR
HR21-S				W3612; W3614			
Drive23161952771		6735	Drive539101956		6813BR
HR21K1; HR21K2				Trans.539101957		6425BR
Drive074313		6735	Deck Drive539101959		6676BR
HR21SDA; HR21SXA; HR21SXM				W4814; W4815			
DriveM35		6735	Drive539101956		6813BR
HRA21				Trans.539101957		6425BR
Drive126151		6732	WH3614; WH3615			
HUFFMAN				HUSTLER EXCEL			
0418				TrimStar 14.5/36; TrimStar 15/36			
BeltBE118	2230	6823	Hydro. Pump601838		6734BR
2212; 2281				Deck Drive601786		6709BR
Belt3100140	2170	6817	TrimStar 15/48			
2418				Hydro. Pump793836		6847BR
BeltBE118	2230	6823	Deck Drive601969		6918BR
2424				TrimStar 17/48			
Belt; W/39" Belt O.C.9657B	2390	6839	Pump793836		6847BR
Belt; W/44" Belt O.C.11253	2440	6844	Deck Drive601969		6918BR
2429				TrimStar 18.5/54			
Belt7591B	1360	6736	Hydro. Pump793836		6847BR
4212				Deck Drive601788		6646BR
Belt3100140	2170	6817	TrimStar 19/54			
4218; 4219				Pump793836		6847BR
Belt; W/34" Belt O.C.5717B	1340	6734	Deck Drive601788		6646BR
Belt; W/36" Belt O.C.7591B	1360	6736	TrimStar 23/54			
4245; 4247; 4248				Hydro. Pump793836		6847BR
Belt7591B	1360	6736	Deck Drive601788		6646BR
4281				TrimStar Gear Drive 13/32			
Belt3100140	2170	6817	Trans.363212		6839
4408				Drive363312		6809BR
Belt7917B	1350	6735	Deck Drive323003		6647BR
4412				TrimStar Gear Drive 15/36			
Belt; W/17" Belt O.C.3100140	2170	6817	Trans.363212		6839
Belt; W/22" Belt O.C.9040B		6822	Drive363312		6809BR
4418				Deck Drive363210		6573BR
BeltBE118	2230	6823				
4421							
Belt; W/17" Belt O.C.3100140	2170	6817				
Belt; W/22" Belt O.C.9040B		6822				

Lawn & Garden Equipment

Belts for Walk Behind Mowers

Application	OEM No.	Standard Belts	Premium Belts	Application	OEM No.	Standard Belts	Premium Belts
HUSTLER EXCEL - Continued				JACOBSEN - Continued			
TrimStar Gear Drive 17/48				42151; 42153; 42156; 42160; 42161			
Trans.	363212		6839	Drive	501294		6733
Drive	363312		6809BR	42166			
Deck Drive	483030		6614BR	Blade	335646		6389
TrimStar Hydro 15/36				42167; 42168			
Eng. To Deck	797514		6743BR	Blade	390165		6391
Deck	788737		6685BR	42169			
TrimStar Hydro 17/48				Drive	325910		6733
Pump; 2010	793836		6847BR	42170; 42171; 42172			
Deck Drive; 2010	601969		6918BR	Blade	501295		6389
TrimStar Hydro 19/54; TrimStar Hydro 23/54				42173			
Pump	793836		6847BR	Drive	325910		6733
Deck Drive	601788		6646BR	42174			
WalkBehind 15/37				Drive	390164		6392
Pump Drive	776435		6755BR	42175; 42176; 42177			
WalkBehind 15/48; WalkBehind 17/48				Blade	501295		6389
Pump Drive	776435		6755BR	42178			
Deck Drive	776724		6778BR	Drive	325910		6733
WalkBehind 17/54				42179; 42182			
Pump Drive	776435		6755BR	Drive	390164		6392
Deck Drive	777185		6567BR	42234			
JACOBSEN				Blade	390165		6391
21" S.P.				Commercial 21"			
Belt; W/22" Belt O.C.	309507		6722	Eng. To J.S.	331807		6724
Belt; W/23" Belt O.C.	314042		6723	J.S. To Gear Reducer; W/32" Belt O.C.	331808		6732
Belt; W/33" Belt O.C.	325910		6733	J.S. To Gear Reducer; W/33" Belt O.C.	325910		6733
Belt; W/36" Belt O.C.	310046		6736	Florida Special			
Belt; W/38" Belt O.C.	309082	1380	6738	Drive	325910		6733
24" S.P.				Heavy Duty 21"; Lawn King 21"			
Blade	314012		6840	Belt	325910		6733
Traction	309360		6717	Lawn Prince			
88A24				Drive; W/18" Deck; W/20" Belt O.C.	313775	2200	6820
Blade; Ser. No. 4801 Thru 8500	325221	3640	6964	Drive; W/19" Belt O.C.	304393	2190	6819
Eng. To Blade	325221	3640	6964	Drive; W/20" Belt O.C.	342780	2200	6820
11801; 11804				Mow-Mobile 34"; Mow-Mobile 37"; Mow-Mobile 48"			
Drive		2200	6820	Drive	311649	3260	6926
11814				Idler	311650		6933
Drive	307913	2220	6822	Starter	310917	2350	6835
11825; 11826; 12101; 12104; 12106; 12113				Pacer 18"			
Drive		2200	6820	Drive; W/20" Belt O.C.	313775	2200	6820
22114; 22121				Drive; W/22" Belt O.C.	307913	2220	6822
Drive	307870	2350	6835	Ram SP 24"			
22601; 22611; 22615				Blade; W/64" Belt O.C.	325221	3640	6964
Belt	312104	2350	6835	Blade; W/79" Belt O.C.	311621	3790	6979
32401				Eng. To Gear Reducer	325275		6843
Eng. To Blade	325221	3640	6964	Traction	310391	2250	6825
42108				Turbo Cut 21" S.P.			
Drive	501294		6733	Belt; W/22" Belt O.C.	309507		6722
42109; 42110; 42111				Belt; W/23" Belt O.C.	314042		6723
Traction	325910	1330	6733	Belt; W/36" Belt O.C.	310046		6736
42112; 42113				Belt; W/38" Belt O.C.	309082	1380	6738
Drive	501294		6733	Turbo Vac 22"			
42114; 42115; 42116; 42117; 42118; 42119				Belt	358577	2310	6831
Traction	325910	1330	6733	Turbo-Vent II; Value Leader			
42120				Drive	325910		6733
Drive	501294		6733	Velva Trim 18"; Velva Trim 19"			
42121; 42122; 42123; 42124; 42125; 42126;				Eng. To Cross Shaft	324136		6820
42127; 42128; 42129; 42130				Reel Drive	310391	2250	6825
Traction	325910	1330	6733	Traction	314042	1230	6723
42131; 42132; 42133; 42134; 42135; 42136;				Viscount 22" S.P.			
42137; 42138; 42139; 42140				Belt	310046		6736
Traction	325910	1330	6733	JARI			
42141; 42142				C Monarch			
Traction	325910	1330	6733	Sicklebar		3540	6954
42143; 42144; 42145; 42146; 42147; 42148				J.S.		2300	6830
Blade	335646		6389	Power Unit Attachment	H121		6854
				Tri Pulley	H119	3350	6935

Belts for Walk Behind Mowers

Lawn & Garden Equipment

Application	OEM No.	Standard Belts	Premium Belts
JARI - Continued			
Chief			
Belt	212100	2650	6865
D			
Eng. To Sicklebar; W/B. & S. Eng.; Ser. No. 12812 & After	P120	2310	6831
Eng. To Sicklebar; W/Lauson Eng.; Ser. No. 12812 & After	U120	2320	6832
Mule Drive; Ser. No. 12812 & After	D121	2620	6862
E Junior			
Eng.	E120	2280	6828
Power Unit Attachment; Ser. No. 61,000 & After	F121	2480	6848
Power Unit Attachment; Ser. No. 61,000 & Before	E121	2430	6843
Tri Pulley	E119	2370	6837
H Champion			
Eng.; Ser. No. 64201 Thru 64613	H120	2300	6830
Eng.; Ser. No. 64613 & After	P120	2310	6831
Power Unit Attachment	H121	2540	6854
Tri Pulley	H119	3350	6935
K Chief			
Power Unit Attachment	K121	2650	6865
Monarch			
J.S. To Blade	211900	3340	6934
P			
Eng. To Sicklebar	P120	2310	6831
Mule Drive	P121	2580	6858
S			
Eng. To Sicklebar	P120	2310	6831
Mule Drive	S121	2600	6860
U			
Eng. To Sicklebar; W/B. & S. Eng.	P120	2310	6831
Eng. To Sicklebar; W/Lauson Eng.	U120	2320	6832

Application	OEM No.	Standard Belts	Premium Belts
JOHN DEERE			
7G18			
Trans.	AM128033		6593BR
Deck Drive; Ser. No. 020000 & Before	TCU17942		6596BR
Deck Drive; Ser. No. 020001 & After	TCU19456		6786BR
7H17			
Deck Drive; Ser. No. 030000 & Before	TCU17942		6596BR
Deck Drive; Ser. No. 030001 & After	TCU19456		6786BR
20SR7			
Drive	1060		6819
21" S.P. Mower			
Drive; W/31" Belt O.C.	M44750	1310	6731
Drive; W/33" Belt O.C.	PT13490	1330	6733
32" Mower			
Blade To Blade	PT8669		6844
Eng. To Blade	PT12668		6954
Variable Speed	PT8697		6940
Wheel Drive	PT8675		6550BR
36" Mower			
Eng. To Blade; W/11 H.P. Eng.	PT12668		6954
Eng. To Blade; W/12.5 H.P. Eng.; Ser. No. 107001 & After	PT12668		6954
Variable Speed	PT8697		6940
Wheel Drive; W/11 H.P. Eng.	PT8675		6550BR
Wheel Drive; W/12.5 H.P. Eng.; Ser. No. 750000 & Before	PT8675		6550BR
38" Mower			
Drive; 1993 & Newer			6887
48" Mower			
Blade To Blade; Ser. No. 112000 & Before	PT8716		②6846
Blade To Blade; Ser. No. 112001-116000	PT15220		②6877
Blade To Blade; Ser. No. 116001 & After	M77674		④9465HD
Eng. To Blade; Ser. No. 112000 & Before	PT8675		6550BR
Eng. To Blade; Ser. No. 112001-116000	PT15219		6963
Eng. To Blade; Ser. No. 116001 & After	M77672		6952
Traction; Ser. No. 116001-595000	M77671		6944
Trans.; Ser. No. 116001 & After	M77670		④9395HD
Variable Speed; Ser. No. 116000 & Before	PT8697		6940

② Two Required.

Application	OEM No.	Standard Belts	Premium Belts
JOHN DEERE - Continued			
48" Mower - Continued			
Wheel Drive; Ser. No. 116000 & Before	PT8675		②6550BR
52" Mower			
Blade To Blade; Ser. No. 116000 & Before	PT8676		②6850
Blade To Blade; Ser. No. 116001 & After	M77675		②6850
Eng. To Blade; Ser. No. 116000 & Before	PT8698		6946
Eng. To Blade; Ser. No. 116001 & After	M77673		6964
Traction; Ser. No. 116001-595000	M77671		6944
Trans.; Ser. No. 160001 & After	M77670		④9395HD
Variable Speed; Ser. No. 116000 & Before	PT8697		6940
Wheel Drive; Ser. No. 116000 & Before	PT8675		②6550BR
54" Mower			
Trans.	M110797		6838
G15			
Wheel Drive	M122907		②6654BR
Trans.	M122906		6422BR
Primary	M122106		6871
GS25; GS30; GS45; GS75			
Wheel Drive	M122907		②6654BR
Trans.	M122906		6422BR
Primary; W/36" Deck	M122106		6871
Primary; W/48" Deck	M122818		A57
Blade Drive; W/48" Deck	M115776		6805BR
Blade Drive; W/54" Deck	M122821		6728BR
WG32A			
Deck Drive	TCU29158		6976
WG36A			
Deck Drive	TCA20750		6815BR
WH36A			
P.T.O.	TCU29186		6820BR
Deck Drive	TCA20591		6702BR
WH48A; WH52A			
P.T.O.	TCU29186		6820BR

Application	OEM No.	Standard Belts	Premium Belts
K-MART			
124-332; 125-320; 129-336			
Drive	7540163		6828
KEE			
C20			
Blade; W/3.5 H.P. Eng.		2420	6842
Blade; W/B. & S. 5 H.P. Eng.		2410	6841
C20SP			
Blade; W/B. & S. 5 H.P. Eng.		2410	6841
Eng. To Idler; W/B. & S. 5 H.P. Eng.		2260	6826
Idler To Gear Box; W/B. & S. 5 H.P. Eng.		2340	6834
C22			
Blade; W/3.5 H.P. Eng.		2460	6846
Blade; W/B. & S., I.C. 5 H.P. Eng.			6845
Blade; W/Kawasaki 5.2 H.P. Eng.			6845
Eng. To Idler; W/B. & S., I.C. 5 H.P. Eng.		2260	6826
Idler To Gear Box; W/B. & S., I.C. 5 H.P. Eng.		2340	6834
C22SP			
Blade; W/3.5 H.P. Eng.		2460	6846
Blade; W/B. & S. 5 H.P. Eng.		2450	6845
Blade; W/Clinton 4.5 H.P. Eng.		2450	6845
Blade; W/Kawasaki 5.2 H.P. Eng.			6845
Eng. To Idler; W/3.5 H.P. Eng.		2260	6826
Eng. To Idler; W/B. & S. 5 H.P. Eng.		2260	6826
Eng. To Idler; W/Clinton 4.5 H.P. Eng.		2260	6826
Eng. To Idler; W/Kawasaki 5.2 H.P. Eng.		2250	6825
Idler To Gear Box; W/3.5 H.P. Eng.		2340	6834
Idler To Gear Box; W/B. & S. 5 H.P. Eng.		2340	6834
Idler To Gear Box; W/Clinton 4.5 H.P. Eng.		2340	6834
Idler To Gear Box; W/Kawasaki 5.2 H.P. Eng.		2340	6834
C25			
Blade; W/B. & S. 7 H.P. Eng.		3560	6956
C25SP			
Blade; W/B. & S. 7 H.P. Eng.		3560	6956
Blade; W/Kohler 8 H.P. Eng.			6957
Eng. To Idler; W/B. & S. 7 H.P. Eng.		2270	6827
Eng. To Idler; W/Kohler 8 H.P. Eng.		2210	6821

④ Standard Belt May Also Be Available.

Belts for Walk Behind Mowers

Application	OEM No.	Standard Belts	Premium Belts	Application	OEM No.	Standard Belts	Premium Belts
KEE - Continued				KEES, F.D. - Continued			
C25SP - Continued				Powermow 361100 - Continued			
Idler To Gear Box; W/B. & S. 7 H.P. Eng.		2380	6838	Variable Speed	363145		6554BR
Idler To Gear Box; W/Kohler 8 H.P. Eng.		2340	6834	Powermow 481100			
E-Z Roll				Blade	483012		6952
Belt			6827	Traction	363144		6472BR
Spindle - Center To J.S.			6826	Trans.	483023		6937
J.S. To Traction		2220	6822	Variable Speed	363145		6554BR
GC22				KINCO			
Blade; W/B. & S., I.C. 5 H.P. Eng.			6845	KMG-38			
Blade; W/Kawasaki 5.2 H.P. Eng.			6845	Blade		2380	6838
Eng. To Idler; W/B. & S., I.C. 5 H.P. Eng.		2260	6826	Traction			AX34
Idler To Gear Box; W/B. & S., I.C. 5 H.P. Eng. .		2340	6834	LAWN BOY			
GC22SP				6100; 6200; 6210			
Blade; W/Kawasaki 5.2 H.P. Eng.			6845	Trans.	602956	1290	6729
Eng. To Idler; W/Kawasaki 5.2 H.P. Eng.		2250	6825	8125			
Idler To Gear Box; W/Kawasaki 5.2 H.P. Eng. .		2340	6834	Drive	611803		6733
GC25				8157; 8210; 8220; 8221; 8222; 8223; 8224; 8225;			
Blade; W/B. & S. 7 H.P. Eng.			6953	8226			
GC25SP				Drive	612652		6732
Blade; W/B. & S. 7 H.P. Eng.			6953	8453			
Blade; W/Kawasaki 7.5 H.P. Eng.			6952	Drive	611803		6733
Blade; W/Kohler 8 H.P. Eng.			6954	8481			
Eng. To Idler; W/B. & S. 7 H.P. Eng.		2270	6827	Drive	612652		6732
Eng. To Idler; W/Kawasaki 7.5 H.P. Eng.		2210	6821	8600; 8601; 8605			
Eng. To Idler; W/Kohler 8 H.P. Eng.		2210	6821	Lower Drive	610040	1440	
Idler To Gear Box; W/B. & S. 7 H.P. Eng.		2380	6838	LAWN CHIEF			
Idler To Gear Box; W/Kawasaki 7.5 H.P. Eng. .		2320	6832	Hi Wheel Mower - TA210HW			
Idler To Gear Box; W/Kohler 8 H.P. Eng.		2360	6836	Blade			6940
GC220				LAZY BOY			
Blade; W/B. & S., I.C. 5 H.P. Eng.			6848	200-71			
GC220SP				Belt	1230	2400	6840
Blade; W/B. & S., I.C. 5 H.P. Eng.	1061		6848	B24 Hi Wheel			
Trans. To Shaft; W/B. & S., I.C. 5 H.P. Eng.		2210	6821	Blade		2600	6860
SC24				Drive			3V500
P.T.O.			6854	B24-70; B24-71			
Primary			6727	Blade		2620	6862
SGC25				B24SPH-66; B24SPH-67			
Blade; W/B. & S. 7 H.P. Eng.			6952	Belt; W/50" Belt O.C.			3V500
Blade; W/Kawasaki, Wisconsin 7.5 H.P. Eng. .			6952	Belt; W/62" Belt O.C.		2620	6862
SGC25SP				B24SPH-70; B24SPH-71			
Blade; W/B. & S. 7 H.P. Eng.			6952	Blade		2620	6862
Blade; W/Kawasaki, Wisconsin 7.5 H.P. Eng. .			6952	B30SPH-66; B30SPH-67			
Eng. To Idler; W/B. & S. 7 H.P. Eng.		2270	6827	Belt; W/50" Belt O.C.			3V500
Eng. To Idler; W/Kawasaki, Wisconsin 7.5 H.P. Eng.		2210	6821	B200-9; B200-60; B200-61; B200-62; B200-63;			
Idler To Gear Box; W/B. & S. 7 H.P. Eng.		2380	6838	B200-64; B200C			
Idler To Gear Box; W/Kawasaki 7.5 H.P. Eng. .		2320	6832	Belt	1205	2220	6822
Idler To Gear Box; W/Wisconsin 7.5 H.P. Eng. .		2360	6836	B200H-64; B200H-65; B200H-66; B200H-67;			
TM22				B200H-68; B200H-69; B200H-70; B200H-71;			
P.T.O.			6952	B200H-72; B200H-73			
Primary			6724	Belt	1230	2400	6840
TM26				B200H-74; B200H-75; B200H-76			
P.T.O.			6958	Belt	1230	2400	6840
Primary			6728	B200SPH-71; B200SPH-73; B200SPH-74;			
Trailmate 2359				B200SPH-75; B200SPH-76			
J.S. To Blade			6845	Blade	1242	2340	6834
KEES, F.D.				B301C			
32" Mower Deck				Belt	1205	2220	6822
Traction	363144		6472BR	B400 Hi Wheel			
36" Mower Deck				Belt	1237	2440	6844
Blade	363143		6614BR	B400-8			
Traction	363144		6472BR	Belt	1205	2220	6822
48" Mower Deck				B400C			
Blade; W/52" Belt O.C.	483012		6952	Belt		2240	6824
Blade; W/94" Belt O.C.			6994	Powermow 361100			
Traction	363144		6472BR	Traction	363144		6472BR
36110H; 321100; 481600; 601600				Variable Speed			
Variable Speed	363145		6554BR				

Belts for Walk Behind Mowers

Application	OEM No.	Standard Belts	Premium Belts	Application	OEM No.	Standard Belts	Premium Belts
LAZY BOY - Continued				LOCKE			
B400H-66; B400H-67; B400H-68; B400H-69; B400H-70				60			
Belt	1237	2440	6844	Reel Drive	6087	2260	6826
				Traction	6088	2290	6829
B400H-71; B400H-74; B400H-75; B400H-76				66			
Belt; W/39" Belt O.C.	1236	2390	6839	Belt	6304	2340	6834
Belt; W/44" Belt O.C.	1237	2440	6844	75			
B400SPH-73				Reel Drive	6087	2260	6826
Blade	1236	2390	6839	Traction	6088	2290	6829
B2014C				Maxi-II			
Belt	1205	2220	6822	Belt; W/35" Belt O.C.	3592	1350	6735
C7222-73				Belt; W/48" Belt O.C.	3280	2480	6848
Belt	1237	2440	6844	Belt; W/49" Belt O.C.	3280	2490	6849
C7222SP-73				LONG			
Blade	1236	2390	6839	Big Pro			
DLB				Spindle			B120
Belt	1288	2280	6828	MAXIM			
FR20H-73				22" Push Mower			
Belt	1230	2400	6840	Drive; W/5 H.P. Eng.	272206		6841
FRS20H-73				22" S.P. Mower			
Blade	1242	2340	6834	Drive; W/5 H.P. Eng.	272227		6726
HDH400-79; HDH400-80; HDH500				24" S.P. Mower			
Belt	1237	2440	6844	Drive; W/8 H.P. Eng.	272233		6855
M032; M5012; M5012T				2035BV			
Belt; W/B. & S. 5 H.P. Eng.	1258		6840	Belt	320272204	2380	6838
SP501-62				2240BH			
Belt; W/23" Belt O.C.	1208	2230	6823	Belt	320272205	2400	6840
SP502-63; SP502-64				2240BSP			
Belt	1221	1260	6726	Blade	320272205	2400	6840
SPH Hi Wheel				Drive		2320	6832
Belt	1236	2390	6839	2240BV			
SPH-22" Hi Wheel S.P.				Belt		2410	6841
Belt; W/50" Belt O.C.		3V500		2250BH			
SPH-63; SPH-64; SPH-65; SPH-66; SPH-67; SPH-70; SPH-71; SPH-72; SPH-73; SPH-74				Belt	320272205	2400	6840
Blade	1236	2390	6839	2450BH			
SPH-75; SPH-76				Belt; W/41" Belt O.C.		2410	6841
Blade	1236	2390	6839	Belt; W/42" Belt O.C.		2420	6842
W3 1721-17				2450BSP			
Belt	1236	2390	6839	Blade		2420	6842
WD21				Drive		2330	6833
Belt	1230	2400	6840	GL524B High Wheel S.P.			
WD21 SP-71				Belt; W/30" Belt O.C.; W/5 H.P. Eng.	272232		6730
Belt	1236	2390	6839	Belt; W/55" Belt O.C.; W/5 H.P. Eng.	272233		6855
LESCO				MCLANE			
32" Walk Behind				17 Series			
Mower Drive; W/Kawasaki, Kohler 12.5 H.P. Eng.	030779		6979	Belt	4060	2200	6820
Trans.; W/Kawasaki, Kohler 12.5 H.P. Eng.	013874		6839	20 Series			
36" Walk Behind				Belt	1060	2190	6819
Mower Drive; W/Kawasaki, Kohler 12.5 H.P. Eng.	017249		6981	25 Series			
Trans.; W/Kawasaki, Kohler 12.5 H.P. Eng.	013874		6839	Belt	4060	2200	6820
48" Walk Behind				KR-2R-SP-7			
Blade Drive; W/Kawasaki, Kohler 12.5 H.P. Eng.	050480		6953	Belt	1060		6819
Mower Drive; W/Kawasaki, Kohler 12.5 H.P. Eng.	021947		6989	UG-20-4G-10			
Trans.; W/Kawasaki, Kohler 12.5 H.P. Eng.	013874		6839	Blade			6823
52" Commercial Mower				Drive			6819
Blade Drive; W/Kohler 20 H.P. Eng.; W/61" Belt O.C.	018352		6961	MICHAELS MACHINE			
Blade Drive; W/Kohler 20 H.P. Eng.; W/62" Belt O.C.	018353		6952	F 21"			
Blower; W/Kohler 20 H.P. Eng.	018925		6966	Belt	F656	3560	6956
P.T.O.; W/Kohler 20 H.P. Eng.	050477		6840	FH 24"; FH 24K; FH 24W; FL 26"; FS 21"			
				Belt; W/38" Belt O.C.	F238	2380	6838
				Belt; W/49" Belt O.C.; W/1/2" Belt T.W.	F249	2490	6849
				Belt; W/49" Belt O.C.; W/21/32" Belt T.W.		3490	6949
				Belt; W/50" Belt O.C.	F650	3500	6950
				Belt; W/56" Belt O.C.	F656	3560	6956
				G28			
				Belt; W/38" Belt O.C.	F238	2380	6838
				Belt; W/41" Belt O.C.	F241	2410	6841

Belts for Walk Behind Mowers

Lawn & Garden Equipment

Application	OEM No.	Standard Belts	Premium Belts
MICHAELS MACHINE - Continued			
G28 - Continued			
Belt; W/42" Belt O.C.	F242	2420	6842
Belt; W/80" Belt O.C.		3800	6980
Belt; W/81" Belt O.C.	G681	3810	6981
GL28			
Belt; W/24" Belt O.C.		2240	6824
Belt; W/37" Belt O.C.		2370	6837
Belt; W/38" Belt O.C.		2380	6838
Belt; W/74" Belt O.C.			6974
GL28L			
Belt; W/25" Belt O.C.		2250	6825
Belt; W/36" Belt O.C.		2360	6836
Belt; W/37" Belt O.C.		2370	6837
RL26B; RL26K			
Belt; W/30" Belt O.C.	R230	2300	6830
Belt; W/32" Belt O.C.	R232	2320	6832
Belt; W/68" Belt O.C.	R665		6968
SP2062			
Belt		3500	6950
SP2064			
Belt		2380	6838
SP20212			
Belt		2490	6849
MIDDLESWORTH			
26			
Mower; W/5 H.P. Eng.	10023		6834
Traction; W/5 H.P. Eng.	10026		6736
MIDLAND			
128-272			
Traction	7540114		6824
MITCHELL MFG. CO.			
MSSP22; PLSP22			
Belt	B16035	1350	6735
MONO			
DP22			
Belt		2318	
H4-22-BR			
Belt	G450	2450	6845
HW22			
Belt		②2260	②6826
HW24			
Belt		②2290	②6829
MDR-22			
Drive	G1341	2328	
MFD-22			
Drive	G1608	1350	6735
MPX-22			
Drive	G1277	1360	6736
RFD-22			
Drive	G1608	1350	6735
RPX-22			
Drive	G1277	1360	6736
RRD-22			
Drive	G1341	2328	
MONTGOMERY			
22" S.P.			
Belt		2250	6825
CC34			
Front Mounted Reel		2280	6828
SL34			
Belt			6870
MONTGOMERY WARD			
65TBK			
Belt	11723	2230	6823

Application	OEM No.	Standard Belts	Premium Belts
MONTGOMERY WARD - Continued			
127			
Belt	165120	2180	6818
169A			
Drive	1020699	1270	6727
175			
Belt	165120	2180	6818
441C			
Blade; W/43" Belt O.C.	7540109		6843
Blade; W/55" Belt O.C.	7540144	3550	6955
8317			
Belt	484620	1280	6728
37310			
Traction	7540935	2310	6831
37442			
Blade	7540109		6843
Drive	7540177		6832
37550; 37552; 37575			
Belt	165120	2180	6818
52987100			
Traction	52450	1290	
FN120A			
Belt	19037	2210	6821
FN5636			
Belt	2119	2210	6821
FN8110; FN8113A; FN8114A; FN8117A; FN8118A; FN8119A			
Belt	19037	2210	6821
GIL1621			
Belt; W/30" Belt O.C.	4638		6830
Belt; W/60" Belt O.C.	4825	2600	6860
HM8150H			
Belt; W/21" Belt O.C.	L141029	2210	6821
Belt; W/33" Belt O.C.	L141038	2330	6833
HM8300A; HM8300B; HM8300C			
Belt	L21P1290	1290	6729
HM8332A; HM8333A			
Belt	L19P21290	1350	6735
HM8335A			
Belt	L21P21290	1370	6737
TBK8310A			
Belt	11723	2230	6823
TDZ65			
Belt		1293	
TDZ69A			
Belt	1020699	1270	6727
TDZ71A; TDZ74A; TDZ74X			
Belt	1008304	1370	6737
TDZ135A; TDZ135B			
Belt		1293	
TDZ168A; TDZ169A			
Belt	1020699	1270	6727
TDZ189A			
Belt	1008304	1370	6737
TER108A			
Belt	100162	2220	6822
TM-19560			
Belt	JA992251		6854
TMD423D; TMD423E			
Belt; W/31" Belt O.C.	7540121		6831
Belt; W/43" Belt O.C.	7540109		6843
TMO63A			
Traction	7540104		6832
TMO89-423			
Belt; W/32" Belt O.C.	7540104		6832
Belt; W/43" Belt O.C.	7540109		6843
TMO190-500			
Belt	JA992251		6854

② Two Required.

Belts for Walk Behind Mowers

Application	OEM No.	Standard Belts	Premium Belts	Application	OEM No.	Standard Belts	Premium Belts
MONTGOMERY WARD - Continued				MONTGOMERY WARD - Continued			
TMO226A; TMO227A; TMO229A				WFH37134A			
Belt		2300	6830	Drive	1723661		6741
TMO420A				WHE1427A			
Traction	7540104		6832	Drive	308459		3V300
TMO421A; TMO422A				ZGS177A; ZGS177B; ZGS177C			
Belt	7540105	2300	6830	Drive	52538	2240	6824
TMO441; TMO441C; TMO441D; TMO441E; TMO441F; TMO441G				ZMY168			
Blade	7540144	3550	6955	Belt		2190	6819
Drive	7540143		6728	ZYJ99A; ZYJ99B			
TMO441M				Belt	165120	2180	6818
Blade	7540267		6859	ZYJ177A 20"			
TMO443A				Belt	165129	2260	6826
Blade	7540144	3550	6955	ZYJ185A; ZYJ186A; ZYJ202A; ZYJ202B; ZYJ204A; ZYJ204B; ZYJ205A			
Drive	7540143		6728	Belt	165120	2180	6818
TMO37310; TMO37315; TMO37320; TMO37320A; TMO37321; TMO37321A; TMO37321C; TMO37321D; TMO37321E; TMO37322				ZYJ233A			
Traction	7540935		6831	Blade	165112	1190	6719
TMO37322A; TMO37322B; TMO37327; TMO37327A				Drive	2006		6828
Traction	7540935		6831	J.S.	165129	2260	6826
TMO37330				ZYJ389A 20"			
Drive	7540219		6826	Belt	165129	2260	6826
TMO37330A				MOTO-MOWER			
Blade	7540163		6828	61-201 21"			
TMO37332; TMO37333; TMO37333B				Belt	5234	1310	6731
Traction	7540935		6831	61-400 18"; 61-401 21"			
TMO37334A				Belt	1017723	2180	6818
Drive	7540292		6826	200			
TMO37335A				Belt	5234	1310	6731
Traction	7540935		6831	200 22" S.P.			
TMO37338B				Belt	1020699	1270	6727
Traction	7540104		6832	201; 203 S.P.; 204 S.P.			
TMO37339A; TMO37340A; TMO37341; TMO37341A				Belt	5234	1310	6731
Traction	7540935		6831	220 20" S.P.			
TMO37343; TMO37343A; TMO37343B; TMO37344; TMO37344A				Belt	1020699	1270	6727
Belt	7540252		6833	222 S.P.; 223 S.P.; 232 S.P.			
TMO37346B				Belt	5234	1310	6731
Drive	7540292		6826	420; 421; 422			
TMO37351A				Belt	1017723	2180	6818
Traction	7540935		6831	Deluxe 21"; Riviera 18"; Riviera 21"			
TMO37353A				Belt	5234	1310	6731
Drive	7540292		6826	Scout 21"			
TMO37408A				Belt; Ser. No. KSB1851 & After	2492	2250	6825
Belt	7540114		6824	Belt; Ser. No. KSB4401 & After	2492	②2250	②6825
TMO37415A; TMO37415B; TMO37415C				Scout 22"			
Blade	7540163		6828	Belt	2492	②2250	②6825
TMO37418A				Super 61-100 18"			
Drive	7540114	2240	6824	Belt	1017723	2180	6818
TMO37420A; TMO37420B				MOTT			
Drive	7540219	2260	6826	18-60			
TMO37424A				Blade	186	3470	6947
Drive	7540114	2240	6824	18A			
TMO37442A				Blade	P127	2275	
Blade	7540109		6843	Drive	P322	1210	6721
Drive	7540177		6832	B9			
TMO37448B; TMO37478A; TMO37478B				Blade	P49	3580	6958
Traction	7540341		6989	Blade - High Speed Drive	102	2610	6861
TMO122303A				Drive	P50	②3320	②6932
Traction	7540935		6831	B9DP; B9DS; B9SS			
TMY8324				Blade	P49	3580	6958
Belt	102625	2530	6853	Drive	P50	②3320	②6932
WFH610-1; WFH640-1				B32			
Belt	1108466		6833	Blade	P49	3580	6958
				Blade - High Speed Drive	102	2610	6861
				Drive	P50	②3320	②6932
				B32DP; B32DS; B32SP; B32SS			
				Blade	P49	3580	6958

② Two Required.

Lawn & Garden Equipment

Belts for Walk Behind Mowers

Application	OEM No.	Standard Belts	Premium Belts	Application	OEM No.	Standard Belts	Premium Belts
MOTT - Continued				MTD PRODUCTS, INC. - Continued			
B32DP; B32DS; B32SP; B32SS - Continued				12A-446D; 12A-453F			
Drive	P50	②3320	②6932	Drive	7540465		6736
FHC; G60; LB				12A-455B			
Blade	186	3470	6947	Drive	7540271		6557BR
T38				12A-455G			
Blade	P638	3390	6939	Drive	7540465		6736
MOZ-ALL				12A-458B			
L22G5; L22GP8				Drive			
Blade	L115	2410	6841	Drive	7540271		6557BR
Drive; W/18" Belt O.C.	218	2180	6818	12A-458C			
Drive; W/25" Belt O.C.	219	2250	6825	Drive	7540465		6736
M20G3; M20GP5				12A-458P			
Blade	M115	2380	6838	Drive	7540271		6557BR
Drive; W/18" Belt O.C.	218	2180	6818	12A-459A			
Drive; W/25" Belt O.C.	219	2250	6825	Drive	7540465		6736
M-22; M-22GP				12A-459D			
Belt; W/18" Belt O.C.		2180	6818	Drive	7540271		6557BR
Belt; W/25" Belt O.C.		2250	6825	12A-468N; 12A-469B			
Belt; W/41" Belt O.C.			6841	Drive; 1998	7540465		6736
SB19GB				12A-475A; 12A-478N			
Blade	219	2250	6825	Drive; 1997	7540346		6411BR
SD-19; SD-19B				12A-478R			
Belt			6825	Drive	7540346		6411BR
MTD GOLD				12A-528N; 12A-528T			
12AGB2JA004; 12AVB2M7004; 12AVB26N704				Drive; 2000			
Drive	95404260		6734	Drive; 1999-1998	7540483		6738
12AVD32Q704				Drive; 1999-1998			
Drive	95404282		6731	Drive	7540369		6426BR
MTD PRODUCTS, INC.				12A-559K			
3Z467; 3Z468; 3Z468A				Drive; 2000-1998			
Blade	7540109		6843	Drive	7540465		6736
Trans.; W/31" Belt O.C.	7540121		6831	12A-565H; 12A-565I; 12A-568N			
Trans.; W/32" Belt O.C.	7540177		6832	Drive; 1999-1998	7540465		6736
3Z504				12A-568Q			
Belt	7540935	2310	6831	Drive; 2000	7540465		6736
3Z585				12A-586F; 12A-588B; 12A-588N; 12A-588P; 12A-589B; 12A-589N			
Belt	7540163		6828	Drive; 1999-1998	7540466		6737
3Z5389				12A-827A; 12A-829D			
Blade	7540144	3550	6955	Drive; 1999, 1997	7540343		6731
Trans.	7540143		6728	12A-959C; 12A-967K; 12A-979C; 12A-979L; 12A-999C; 12A-999L			
12A-137G; 12A-138C; 12A-138L; 12A-148				Drive; 2000-1998			
Drive; 1997	7540343		6731	Drive	7540460		6739
12A-233C; 12A-234A; 12A-238B; 12A-238C; 12A-238T; 12A-239A; 12A-239N				12AE458G			
Drive; 1999-1997	7540369		6426BR	Drive	7540271		6557BR
12A-260A; 12A-260B; 12A-262C; 12A-263A; 12A-263B; 12A-264A; 12A-264B; 12A-264C; 12A-266F; 12A-268C				12AE458K; 12AE459F; 12AE459H			
Drive; 1999-1998	7540466		6737	Drive; 1998	7540465		6736
12A-269B				12AE999M			
Drive; 1999-1998	7540466		6737	Drive; 2000, 1998	7540460		6739
12A-373F; 12A-375G; 12A-377G; 12A-378L; 12A-378M; 12A-378N; 12A-378Q; 12A-379A				12B-264A			
Drive	7540271		6557BR	Drive; W/37" Belt O.C.; 2000	7540466		6737
12A-379B				Drive; W/38" Belt O.C.; 2000			
Drive; 2000-1997	7540271		6557BR	Drive	7540483		6738
12A-379N				14-270			
Drive	7540271		6557BR	Drive	7540114	2240	6824
12A-385				21-4617			
Drive; 2000-1999, 1997	7540271		6557BR	Belt	7540177	2320	6832
12A-385A; 12A-388T; 12A-389I				31A-615D; 31AE6A4E; 31AE6B3H; 31AE6C0F; 31AE553F; 31AE573H; 31AE633E; 31AE640E; 31AE640F; 31AE642E			
Drive	7540271		6557BR	Drive	7540346		6411BR
12A-443F				31AE643F; 31AE644E; 31AE644F; 31AE645E; 31AE653F; 31AE660F; 31AE660G; 31AE660H; 31AE662E; 31AE662G			
Drive	7540465		6736	Drive	7540346		6411BR
12A-445B				31AE662H; 31AE663G; 31AE663H; 31AE664F; 31AE665E; 31AE740F; 31AE753F; 31AE762F; 31AE765F; 31AH553G			
Drive	7540271		6557BR	Drive	7540346		6411BR

© Two Required.

Belts for Walk Behind Mowers

Application	OEM No.	Standard Belts	Premium Belts	Application	OEM No.	Standard Belts	Premium Belts
MTD PRODUCTS, INC. - Continued				MTD PRODUCTS, INC. - Continued			
87-301 Traction	7540242	2320	6832	117-500; 117-500A Blade	7540116	2420	6842
110-500 Blade	7540116	2420	6842	117-530; 117-530A Belt	7540109		6843
110-530; 110-530A Belt	7540109		6843	117-560 Blade	7540326		6862
111-500 Blade	7540116	2420	6842	Traction	7540327		6928
111-530 Belt	7540109		6843	118-500; 118-500A Blade	7540116	2420	6842
112-280; 112-282 Drive	7540114	2240	6824	118-530; 118-530A; 119-530; 119-530A Belt	7540109		6843
112-500 Blade	7540116	2420	6842	120-176B; 120-178B; 120-178E Drive	7540343		6731
112-530 Belt	7540109		6843	120-200; 120-220 Traction	7540242	2320	6832
113-500 Blade	7540116	2420	6842	120-232R; 120-234R; 120-236R; 120-238R Drive	7540369		6426BR
113-530A Belt	7540109		6843	120-250 Belt; W/28" Belt O.C.	7540163		6828
113-550A; 114-500A Blade	7540116	2420	6842	Belt; W/32" Belt O.C.	7540242	2320	6832
114-530A Belt	7540109		6843	120-250A; 120-255A Belt	7540163		6828
114-533 Blade	7540274		6844	120-270; 120-272; 120-274; 120-280A; 120-290A Drive	7540114	2240	6824
115-290 Drive	7540114	2240	6824	120-335; 120-335A; 120-336; 120-336A Belt	7540163		6828
115-500 Belt	7540109		6843	120-337; 120-337A; 120-343A Traction	7540252		6833
115-500A Blade	7540116	2420	6842	120-350A; 120-351A; 120-355A; 120-450 Belt	7540935	2310	6831
115-530; 115-530A Belt	7540109		6843	120-462R; 120-463R; 120-464R; 120-465R; 120-466B; 120-466R; 120-467R; 120-468B; 120-468R; 120-470R Drive	7540346		6411BR
115-533 Blade	7540274		6844	120-471R; 120-472R; 120-473R; 120-474R; 120-475R; 120-476B; 120-476R; 120-477R; 120-478B; 120-478R Drive	7540346		6411BR
116-322; 116-362 Traction	7540252		6833	120-479R Drive	7540346		6411BR
116-365 Traction	7540292		6826	120-524R; 120-526R; 120-528R Drive	7540369		6426BR
116-366 Traction	7540252		6833	120-550 Blade	7540109		6843
116-367 Traction	7540292		6826	Trans.	7540121		6831
116-374; 116-376 Traction	7540252		6833	120-550A Blade	7540109		6843
116-500 Belt	7540109		6843	Trans.	7540177		6832
116-500A Blade	7540116	2420	6842	120-560B Blade	7540326		6862
116-530A Belt	7540109		6843	Drive	7540327		6728
116-560 Blade	7540325		6857	120-570; 120-570A Blade; W/55" Belt O.C.	7540144	3550	6955
Traction	7540327		6928	Blade; W/59" Belt O.C.	7540267		6859
117-234 Traction	7540114	2240	6824	Trans.	7540143		6728
117-322 Traction	7540163		6828	120-848B; 120-848E; 120-848R; 121-115R; 121-118R Drive	7540343		6731
117-362 Traction	7540252		6833	121-220 Traction	7540242	2320	6832
117-365 Traction	7540292		6826	121-232R; 121-233R; 121-234R; 121-236E; 121-236R; 121-238R Drive	7540369		6426BR
117-366 Traction	7540252		6833	121-240 Traction	7540242	2320	6832
				121-280; 121-282; 121-290; 121-292 Traction	7540114	2240	6824

Lawn & Garden Equipment

Belts for Walk Behind Mowers

Application	OEM No.	Standard Belts	Premium Belts	Application	OEM No.	Standard Belts	Premium Belts
MTD PRODUCTS, INC. - Continued				MTD PRODUCTS, INC. - Continued			
121-320 Traction	7540242	2320	6832	122-528R Drive	7540369		6426BR
121-343A Belt	7540252		6833	122-550 Blade	7540109		6843
121-350A; 121-450 Belt	7540935	2310	6831	Trans.	7540121		6831
121-460R; 121-461R; 121-462R; 121-463R; 121-464R; 121-465R; 121-466R; 121-467R; 121-469R; 121-470R Drive	7540346		6411BR	122-550A Blade	7540109		6843
121-471R; 121-472R; 121-473R; 121-474R; 121-475R; 121-476E; 121-476R; 121-477R; 121-478E; 121-478R Drive	7540346		6411BR	Trans.	7540177		6832
121-479R Drive	7540346		6411BR	122-570 Blade; W/55" Belt O.C.	7540144	3550	6955
121-524R; 121-526R; 121-528R Drive	7540369		6426BR	Blade; W/59" Belt O.C.	7540267		6859
121-550 Blade	7540109		6843	Trans.	7540143		6728
Trans.	7540121		6831	122-570A Blade	7540267		6859
121-550A Blade	7540109		6843	Trans.	7540143		6728
Trans.	7540177		6832	122-578; 122-650 Blade			6859
121-560B Blade	7540326		6862	Trans.	7540143		6728
Drive	7540327		6728	122-690; 122-692 Belt	7540239	2290	6829
121-570; 121-570A Blade; W/55" Belt O.C.	7540144	3550	6955	123-118A Drive	7540343		6731
Blade; W/59" Belt O.C.	7540267		6859	123-220 Traction	7540242	2320	6832
Trans.	7540143		6728	123-232A Drive	7540369		6426BR
121-838E; 121-838R; 121-848R; 122-115R; 122-118R Drive	7540343		6731	123-232D; 123-232H; 123-235E; 123-236A; 123-238A; 123-238C; 123-238F; 123-238H; 123-246C Deck	7540369		6426BR
122-220 Traction	7540242	2320	6832	123-280 Traction	7540114	2240	6824
122-232R Deck	7540369		6426BR	123-285 Drive	7540114	2240	6824
122-236R; 122-238R Drive	7540369		6426BR	123-290 Traction	7540114	2240	6824
122-280; 122-282; 122-290 Traction	7540114	2240	6824	123-294 Drive	7540114	2240	6824
122-290A Drive	7540114	2240	6824	123-295 Traction	7540114	2240	6824
Traction	7540114	2240	6824	123-336 Traction	7540163		6828
122-292 Traction	7540114	2240	6824	123-364; 123-374 Belt	7540252	2330	
122-320A Traction	7540163		6828	123-440C; 123-452B; 123-456B; 123-458B Drive	7540271		6557BR
122-322 Traction	7540242	2320	6832	123-477D; 123-478A; 123-478C; 123-478F; 123-478H; 123-479A; 123-488C; 123-488F Drive	7540346		6411BR
122-336A Traction	7540163		6828	123-528A Drive	7540369		6426BR
122-343 Belt	7540252		6833	123-528C; 123-528F; 123-528H Deck	7540369		6426BR
122-343A Belt	7540252	2330		123-550 Blade	7540109		6843
122-375A Belt	7540252	2330		Trans.	7540121		6831
Traction	7540252		6833	123-550A Blade; W/32" Belt O.C.	7540177		6832
122-440R; 122-442R; 122-452R; 122-456R; 122-458R Drive	7540271		6557BR	Blade; W/43" Belt O.C.	7540109		6843
122-474R; 122-475R; 122-476R; 122-478B; 122-478E; 122-478R; 122-479R; 122-488R Drive	7540346		6411BR	Trans.	7540121		6831
				123-554 Belt; W/33" Belt O.C.	7540146		6833
				Belt; W/44" Belt O.C.	7540222		6844
				123-570; 123-574 Blade	7540267		6859
				Trans.	7540143		6728
				123-650 Belt	7540935	2310	6831

Belts for Walk Behind Mowers

Application	OEM No.	Standard Belts	Premium Belts	Application	OEM No.	Standard Belts	Premium Belts
MTD PRODUCTS, INC. - Continued				MTD PRODUCTS, INC. - Continued			
123-690; 123-695				124-573; 124-574			
Belt	7540239	2290	6829	Blade	7540267		6859
123-848C; 123E848C; 124-137; 124-138; 124-138A; 124-146; 124-146D				Trans.	7540143		6728
Drive	7540343		6731	124-690; 124-690A; 124-695; 124-695A			
124-147; 124-148				Belt	7540239	2290	6829
Trans.	7540343		6731	124-828; 124-848; 124-848C; 125-138C			
124-224				Drive	7540343		6731
Traction	7540242	2320	6832	125-148C			
124-232				Drive	7540369		6426BR
Drive	7540114	2240	6824	125-202; 125-204; 125-212; 125-214			
124-232A				Belt	7540104		6832
Drive	7540369		6426BR	125-233B			
124-232D				Deck	7540369		6426BR
Deck	7540369		6426BR	125-234			
124-234				Drive	7540114	2240	6824
Drive	7540114	2240	6824	125-234A			
124-238A; 124-238F; 124-238H				Deck	7540369		6426BR
Deck	7540369		6426BR	125-238C			
124-280				Drive	7540369		6426BR
Drive	7540114	2240	6824	125-238R			
124-280A				Deck	7540369		6426BR
Traction	7540114	2240	6824	125-280; 125-280A			
124-290A; 124-294; 124-295A				Drive	7540114	2240	6824
Drive	7540114	2240	6824	125-290			
124-320; 124-332				Traction	7540114	2240	6824
Belt	7540163		6828	125-290A; 125-294; 125-295; 125-295A			
124-350A				Drive	7540114	2240	6824
Belt	7540935	2310	6831	125-320; 125-322			
124-362; 124-364				Belt	7540163		6828
Traction	7540252		6833	125-350			
124-365				Belt	7540935		6831
Belt	7540252		6833	125-350A			
124-374; 124-376				Belt	7540935	2310	6831
Traction	7540252		6833	125-364			
124-382				Traction	7540252		6833
Belt	7540252		6833	125-365			
124-442; 124-442B; 124-446B; 124-447G				Traction	7540292		6826
Drive	7540271		6557BR	125-366			
124-450				Drive; W/26" Belt O.C.	7540292		6826
Belt	7540935	2310	6831	Drive; W/33" Belt O.C.	7540252		6833
124-452B; 124-457H; 124-458; 124-458B				125-374; 125-376			
Drive	7540271		6557BR	Traction	7540252		6833
124-475; 124-477D; 124-478; 124-478A; 124-478C; 124-478D; 124-478F; 124-478H; 124-487; 124-487D				125-450			
Drive	7540346		6411BR	Belt	7540935	2310	6831
124-488; 124-488C; 124-488F				125-454B; 125-455D; 125-456B; 125-458B; 125-458S			
Drive	7540346		6411BR	Drive	7540271		6557BR
124-528A				125-475A; 125-475C; 125-478C; 125-478Q; 125-478R; 125-487G; 125-488C; 125-488Q; 125-488R			
Drive	7540369		6426BR	Drive	7540346		6411BR
124-528F; 124-528Q				125-500A			
Deck	7540369		6426BR	Blade	7540109		6843
124-550				Trans.	7540177		6832
Blade; W/32" Belt O.C.	7540177		6832	125-528C			
Blade; W/43" Belt O.C.	7540109		6843	Drive	7540369		6426BR
Trans.	7540121		6831	125-528R			
124-550A				Deck	7540369		6426BR
Blade	7540109		6843	125-550			
Trans.	7540121		6831	Blade	7540109	2430	6843
124-553				Drive	7540177		6832
Belt; W/33" Belt O.C.	7540146	2330	6833	125-553			
Belt; W/44" Belt O.C.	7540274	2440	6844	Blade	7540274		6844
124-570; 124-570A				Drive	7540146		6833
Blade	7540144	3550	6955	125-570; 125-570A			
Trans.	7540143		6728	Blade	7540144	3550	6955
				Trans.	7540143		6728

Lawn & Garden Equipment

Belts for Walk Behind Mowers

Application	OEM No.	Standard Belts	Premium Belts	Application	OEM No.	Standard Belts	Premium Belts
MTD PRODUCTS, INC. - Continued				MTD PRODUCTS, INC. - Continued			
125-573				126-478C; 126-478L; 126-478M; 126-478N; 126-487G; 126-488L; 126-488N; 126-488Q; 126-488T			
Blade	7540267		6859	Drive	7540346		6411BR
Trans.	7540143		6728				
125-574				126-528N			
Belt	7540267		6859	Drive	7540369		6426BR
125-690; 125-695				126-528T			
Belt	7540239	2290	6829	Deck	7540369		6426BR
125-848C				126-550			
Drive	7540343		6731	Blade	7540109		6843
125E448G				Traction	7540104		6832
Drive	7540271		6557BR	126-550A			
126-000				Blade	7540109		6843
Traction		2320	6832	126-560			
126-138C				Blade	7540326		6862
Drive	7540343		6731	Traction	7540327		6928
126-170				126-570A			
Traction	7540242	2320	6832	Blade	7540144	3550	6955
126-202; 126-204; 126-212; 126-214; 126-216				Trans.	7540143		6728
Belt	7540104		6832	126-828T			
126-220; 126-221; 126-230				Drive	7540343		6731
Traction	7540242	2320	6832	126E458G; 126E458S			
126-234				Drive	7540271		6557BR
Drive	7540114	2240	6824	126E478E; 126E478O			
126-234A; 126-235A				Drive	7540346		6411BR
Deck	7540369		6426BR	127-170			
126-238C				Traction	7540242	2320	6832
Drive	7540369		6426BR	127-202; 127-204; 127-212; 127-214; 127-216			
126-238M; 126-238T				Belt	7540104		6832
Deck	7540369		6426BR	127-220; 127-222; 127-230			
126-240				Traction	7540242	2320	6832
Belt	7540935	2310	6831	127-234			
126-241				Drive	7540114	2240	6824
Traction	7540242	2320	6832	127-240; 127-241			
126-270				Traction	7540242	2320	6832
Traction	7540114	2240	6824	127-270			
126-280				Traction	7540114	2240	6824
Belt	7540192		6834	127-280A; 127-290; 127-290A			
126-280A; 126-290A; 126-295A				Drive	7540114	2240	6824
Drive	7540114	2240	6824	127-322; 127-335; 127-335A			
126-320; 126-322				Belt	7540163		6828
Traction	7540163		6828	127-345A			
126-350A				Belt	7540219	2260	6826
Belt	7540935	2310	6831	127-350; 127-350A			
126-351				Belt	7540935	2310	6831
Drive	7540935		6831	127-351; 127-352			
126-362; 126-364				Drive	7540935		6831
Traction	7540252		6833	127-362; 127-364			
126-365				Belt	7540252		6833
Traction	7540292		6826	127-365			
126-366				Drive; W/26" Belt O.C.	7540219		6826
Drive; W/26" Belt O.C.	7540292		6826	Drive; W/83" Belt O.C.	7540365		6798BR
Drive; W/33" Belt O.C.	7540252		6833	127-366			
126-367				Belt	7540252		6833
Traction	7540292		6826	127-450; 127-451			
126-374; 126-376				Belt	7540935	2310	6831
Traction	7540252		6833	127-550			
126-450				Blade	7540109		6843
Belt	7540935	2310	6831	Traction	7540104		6832
126-450C				127-550A			
Drive	7540271		6557BR	Blade	7540109		6843
126-451				Trans.	7540177		6832
Belt	7540935	2310	6831	127-552			
126-455B; 126-458B				Blade	7540109		6843
Drive	7540271		6557BR	Traction	7540104		6832
				127-560			
				Blade	7540326		6862
				Traction	7540327		6928

Belts for Walk Behind Mowers

Application	OEM No.	Standard Belts	Premium Belts	Application	OEM No.	Standard Belts	Premium Belts
MTD PRODUCTS, INC. - Continued				MTD PRODUCTS, INC. - Continued			
127-570A				128-552			
Blade	7540144	3550	6955	Blade	7540109		6843
Trans.	7540143		6728	Trans.	7540121		6831
128-166R				128-570A			
Traction	7540343	1310	6731	Blade	7540144	3550	6955
128-170				Trans.	7540143		6728
Traction	7540105		6830	129-170			
128-176B				Traction	7540105		6830
Drive	7540346		6411BR	129-220			
128-176E; 128-176R; 128-177R				Traction	7540242	2320	6832
Traction	7540343	1310	6731	129-226			
128-204; 128-214; 128-216; 128-220; 128-222				Drive	7540114	2240	6824
Traction	7540104	2320	6832	129-230			
128-226				Traction	7540242	2320	6832
Drive	7540114	2240	6824	129-234			
128-230				Drive	7540114	2240	6824
Traction	7540242	2320	6832	129-250; 129-250A; 129-255; 129-255A			
128-232R				Belt; W/28" Belt O.C.	7540163		6828
Traction	7540114	2240	6824	Belt; W/31" Belt O.C.	7540935	2310	6831
128-234				129-270; 129-272; 129-280; 129-280A; 129-290;			
Drive	7540114	2240	6824	129-290A			
128-241				Traction	7540114	2240	6824
Traction	7540242	2320	6832	129-335			
128-250; 128-250A				Belt; W/28" Belt O.C.	7540163		6828
Belt	7540163		6828	Belt; W/31" Belt O.C.	7540935	2310	6831
128-252R				129-335A; 129-336; 129-336A			
Traction	7540114	2240	6824	Belt	7540163		6828
128-255; 128-255A				129-350; 129-350A			
Belt	7540163		6828	Belt	7540935	2310	6831
128-262R; 128-266R; 128-269R; 128-270; 128-272				129-352R; 129-353R; 129-354R			
Traction	7540114	2240	6824	Drive	7540935		6831
128-280A				129-355A			
Drive	7540114	2240	6824	Belt	7540163		6828
Traction	7540114	2240	6824	129-355R; 129-356R; 129-357R; 129-358R; 129-359R			
128-290				Drive	7540935		6831
Drive	7540114	2240	6824	129-466B; 129-476B			
128-290A				Drive	7540346		6411BR
Traction	7540114	2240	6824	129-550			
128-335				Blade	7540109		6843
Belt; W/28" Belt O.C.	7540163		6828	Trans.	7540121		6831
Belt; W/31" Belt O.C.	7540935	2310	6831	129-550A			
128-335A				Blade	7540109		6843
Belt; W/28" Belt O.C.	7540163		6828	Trans.	7540177		6832
Belt; W/31" Belt O.C.	7540935	2310	6831	129-560B			
Blade	7540326		6862	Blade	7540326		6862
Traction	7540327	3280	6928	Traction	7540327	3280	6928
128-336A				129-570A			
Belt; W/28" Belt O.C.	7540163		6828	Blade	7540144	3550	6955
Belt; W/31" Belt O.C.	7540935	2310	6831	Trans.	7540143		6728
128-350				129-826R; 129-836E; 129-836R; 129-837R; 129-838R			
Drive	7540935	2310	6831	Traction	7540343	1310	6731
128-350A; 128-450; 128-451; 128-455				138-478R			
Belt	7540935	2310	6831	Drive	7540346		6411BR
128-464R; 128-465R; 128-466B; 128-466R; 128-467R; 128-468R; 128-469R; 128-470R; 128-471R; 128-472R				150-518			
Drive	7540346		6411BR	Drive	7540126		6820
128-473R; 128-474R; 128-475R; 128-476B; 128-476R; 128-477R; 128-478B; 128-478R; 128-479R				150-590A			
Drive	7540346		6411BR	Drive	1651020	2180	6818
128-550				151-518; 152-518			
Blade	7540109		6843	Drive	7540126		6820
Trans.	7540121		6831	152-590			
128-550A				Belt	1651020	2180	
Blade	7540109		6843	153-518			
Trans.	7540177		6832	Drive	7540126		6820
				153-590			
				Belt	1651020	2180	

Lawn & Garden Equipment

Belts for Walk Behind Mowers

Application	OEM No.	Standard Belts	Premium Belts	Application	OEM No.	Standard Belts	Premium Belts
MTD PRODUCTS, INC. - Continued				MTD PRODUCTS, INC. - Continued			
154-518; 154-518A				312-610E; 312-612E; 312-640F; 312-642F; 312-660G; 313-610E; 313-612E; 313-640F; 313-642F; 313-660G			
Drive	7540126		6820	Drive	7540346		6411BR
154-590		2180		315-641E; 315-661E; 315E633E; 315E640F; 315E641E; 315E643F; 315E660G; 315E663G; 315E733E; 315E740F			
Belt	1651020			Drive	7540346		6411BR
155-510		2180	6818	315E748F; 315E753F; 316-641E; 316E633E; 316E640F; 316E641E; 316E643F; 316E660G; 316E661E; 316E663G			
Drive	7540100			Drive	7540346		6411BR
155-518A			6820	316E733E; 316E740F; 316E753F; 316E760F; 317E633E; 317E640F; 317E642E; 317E643F; 317E644E; 317E660G			
Drive	7540126			Drive	7540346		6411BR
155-520		2180	6818	317E661E; 317E662G; 317E663G; 317E663H			
Drive	7540100			Drive	7540346		6411BR
155-590		2180	6818	450-129			
Belt	1651020			Belt	7540935	2310	6831
156-510; 156-520			6818	460R; 466B; 468B; 476B; 478B; 478E; 478R; 488R			
Drive	7540100			Drive	7540346		6411BR
156-590		2180	6818	550-129			
Drive	1651020			Blade	7540104		6832
157-510; 157-520			6818	Trans.	7540109		6843
Drive	7540100			623-0728; 623-0745; 623-0748; 623-0835; 623-0836; 623-2110; 623-2111; 623-2146			
157-585; 157-585A; 157-590; 157-590A; 158-585; 158-585A; 158-590		2180		Drive	7540114	2240	6824
Belt	1651020			643-0709; 643-0725			
159-518			6820	Traction	7540242	2320	6832
Drive	7540126			643-0756			
159-590A		2180		Blade	7540104		6832
Belt	1651020			Trans.	7540109		6843
183-850; 184-850			6183	643-0758			
Belt	7540141			Blade	7540144	3550	6955
194-943			6959	Trans.	7540143		6728
Drive	7540218			643-0769			
194-967			6892	Traction	7540242	2320	6832
Drive	7540238			643-0775			
220-046; 220-129		2320	6832	Belt	7540935	2310	6831
Traction	7540242			643-2101			
222-791		2310	6831	Belt	7540239	2290	6829
Belt	7540935			643-2103			
223-703			6843	Belt	7540935	2310	6831
Blade	7540109		6832	6884			
Trans.	7540177			Drive	7540114	2240	6824
223-2213			6843	50291			
Blade	7540109		6831	Belt	7540935	2310	6831
Trans.	7540121			50629			
223-3106		2290	6829	Drive	7540114	2240	6824
Belt	7540239			50631			
223-3151; 223-3206; 223-3211		2240	6824	Belt	7540252		6833
Drive	7540114			50727			
223-3272			6843	Belt	7540163		6828
Belt	7540109			50728			
223-3286			6843	Belt	7540252		6833
Blade	7540109		6831	50729			
Trans.	7540121			Belt	7540935	2310	6831
223-3403		2310	6831	50826			
Belt	7540935			Belt	7540163		6828
223-3411		2420	6842	50832			
Blade	7540116			Belt	7540935	2310	6831
223-3421			6824	1160234			
Drive	7540114			Traction	7540114	2240	6824
223-3429			6828	FC5			
Belt	7540163			Traction	7540242	2320	6832
223-8407		2240	6824				
Drive	7540114						
233-8410			6833				
Belt	7540252						
270-129; 270-229		2240	6824				
Drive	7540114						

Belts for Walk Behind Mowers

Application	OEM No.	Standard Belts	Premium Belts	Application	OEM No.	Standard Belts	Premium Belts
MTD PRODUCTS, INC. - Continued				NOMA - Continued			
FC66				2104-5600; 2104-5601; 2104-5700; 2104-5800;			
Belt	7540935	2310	6831	2104-5801; 2104-5900			
FC67				Trans.	55914		6731
Belt	7540163		6828	2104-6000			
FC711				Trans.	55914		6731
Drive	7540114	2240	6824	Drive; W/B. & S. 4 H.P. Eng.	55914		6731
FC713				2104-6001; 2104-6100; 2104-6300; 2104-6400;			
Belt	7540163		6828	2104-6500; 2104-6600; 2104-6700; 2104-6800;			
FC714				2104-6900			
Belt	7540935	2310	6831	Trans.	55914		6731
K9904				2105-0; 2105-0300; 2105-0400; 2105-0500; 2105-			
Belt	7540165		6834	0700; 2105-0800; 2105-0900			
MS6-225P				Drive			6820
Traction	7540242	2320	6832	2115-0000; 2115-0; 2115-1; 2115-0100; 2115-			
P2808				0200; 2115-0300; 2115-0401; 2115-0500; 2115-			
Drive	7540114	2240	6824	0600			
P3357; P3358; P3359				Drive	20319		6820
Belt	7540163		6828	2135-5000; 2135-5103; 2135-5200; 2135-5400			
P3370				Trans.	55914		6731
Belt	7540252		6833	2204-65; 2204-66; 2204-69; 2204-70; 2204-5000;			
TMO-339906				2204-5100; 2204-5200; 2204-5300; 2204-5400;			
Drive	7540346		6411BR	2204-5401			
TMO-3747102				Drive	53307	1430	
Deck	7540369		6426BR	2204-5404; 2204-5500; 2204-5600; 2204-5700;			
Z3506				2204-5800; 2204-5801; 2204-5900; 2204-6000;			
Belt	7540935	2310	6831	2204-6100; 2204-6200			
MURRAY				Drive	53307	1430	
0-2257				2204-6300; 2204-6400; 2204-6500; 2204-6600;			
Trans.	37X25		6738	2204-6700; 2204-6800; 2204-6900; 2204-7000;			
5-21981; 6-21981				2204-7100			
Drive	37X49		6500BR	Drive	53307	1430	
7-2255; 7-2257; 7-2267				2226-0; 2226-1; 2227-0; 2227-03; 2227-0200;			
Drive	22611	1380	6738	2227-0300; 2227-0500			
7-21981				Trans.	2363	2440	
Drive	37X49		6500BR	2235-7000; 2235-7200; 2235-7300; 2235-7400;			
8-2155				2235-7500; 2235-7600; 2235-7900; 2235-8000;			
Drive	22846	1410	6741	2235-8100; 2235-8101			
8-2257; 8-2267				Drive	53307	1430	
Drive	22611	1380	6738	2235-8102; 2235-8200; 2235-8300; 2235-8301;			
8-21981				2235-8400; 2235-8500; 2235-8501; 2235-8600;			
Drive	37X49		6500BR	2235-8700; 2235-8800			
9-2257; 9-2267				Drive	53307	1430	
Drive	22611	1380	6738	2235-8900; 2235-9000; 2235-9100; 2235-9200;			
9-21981; 9-21981X12; 9-21981X5; 9-21981X79; 9-				2235-9300; 2235-9500; 2235-9600; 2235-9700;			
21981X96; 9-29181X62; 21981				2235-9800; 2240-5000			
Drive	37X49		6500BR	Drive	53307	1430	
MUTUAL BUYING SYNDICATE				2240-5100; 2240-5200; 2240-5300; 2240-5400;			
123-220				2240-5500; 2240-5501; 2240-5600; 2240-5800;			
Traction	7540242	2320	6832	2240-5900; 2240-6000			
123-270				Drive	53307	1430	
Drive	7540114	2240	6824	2240-6100; 2240-6800			
123-280				Drive	53307	1430	
Traction	7540114	2240	6824	3199-000			
NEW HORIZON				Drive	48529	1450	
Band Mower 101A				3266-0200; 3266-0300; 3266-0400			
Belt; W/22" Belt O.C.		2220	6822	Drive	53307	1430	
Belt; W/34" Belt O.C.		2340	6834	3298-0600			
NOMA				Drive	52450	1290	
36" Rear Discharge - Walk Behind Mower				4106-0			
Blade	43066		6520BR	Drive	20319		6820
2104-5000; 2104-5100; 2104-5200; 2104-5201;				4106-0200; 4108-0000; 4108-0100; 4108-0101;			
2104-5300; 2104-5400; 2104-5401; 2104-5402;				4120-0; 4121-000; 4124-0000; 4124-0100; 4124-			
2104-5500; 2104-5501				0101			
Trans.	55914		6731	Drive	385		6848
				4218-000; 4228-0000; 4228-0200; 4228-0400;			
				4228-0600; 4228-0800; 4229-000			
				Drive	2363	2440	

Lawn & Garden Equipment

Belts for Walk Behind Mowers

Lawn & Garden Equipment

Application	OEM No.	Standard Belts	Premium Belts	Application	OEM No.	Standard Belts	Premium Belts
NOMA - Continued				NOMA - Continued			
5105-0000; 5105-0; 5105-0100; 5105-0200; 5105-0401; 5105-0500				5265-1200; 5265-1300; 5265-1400; 5265-1500			
Drive			6824	Drive	42035	1400	
5105-0700				5266-3500; 5266-3600; 5266-3700; 5266-3800;			
Drive			6823	5266-3900; 5266-4000; 5266-4100; 5266-4300;			
5105-0800				5266-4400; 5266-4500			
Drive			6824	Drive	53307	1430	
5105-0900				5298-5000; 5298-5100; 5298-5300			
Drive			6823	Drive	48529	1450	
5105-1200				5298-6000; 5298-6100; 5298-6200; 5298-6400;			
Drive			6824	5298-6500; 5298-6600; 5298-6700; 5298-6800;			
5105-1300; 5105-1400; 5105-1500				5298-6900; 5298-7000			
Drive8597			6822	Drive	52450	1290	
5105-1600; 5105-1800; 5105-2100; 5105-2200;				5298-7100; 5298-7200; 5298-7300			
5105-3000				Drive	52450	1290	
Drive			6824	5302-0100			
5105-3100				Drive	48529	1450	
Drive8597			6822	50254			
5105-3300; 5105-3500; 5105-3600; 5105-3700;				Drive	2363	2440	
5105-3800; 5105-4001				50304			6823
Drive			6824	Drive			
5105-4100				50304A; 50306-1; 50306-3; 50306-5			
Drive			6823	Drive	8597		6822
5105-4200				50309-4			
Drive			6824	Drive			6824
5105-4400; 5105-5000; 5105-6000; 5105-6500;				50314			
5105-6700				Drive			6823
Drive			6823	50314A; 50316; 50316-1			
5105-7300				Drive	8597		6822
Drive			6824	12860200; 12870200			
5106-0100; 5107-0100; 5107-0200; 5107-0201;				Drive	49233		6744
5107-0400; 5108-3000; 5108-3200; 5108-3300				A2104-500; A2104-510; A2135-500			
Drive			6820	Drive	55914		6731
5110-0000; 5110-0100				A2204-500; A2235-030; A2235-520; A2240-500;			
Drive			6824	A2240-501			
5111-3000; 5111-3200; 5111-3300				Drive	53307	1430	
Drive			6820	B2105-010			
5115-0000; 5115-0100				Drive	55914		6731
Drive958			6822	B2204-520; B2235-520; B2240-520			
5120-0; 5120-0000; 5120-0100				Drive	53307	1430	
Drive			6824	C2105-020			
5121-0200				Drive			6731
Drive8597			6822	C2204-500; C2204-510; C2205-500; C2235-500;			
5121-0300; 5121-3000; 5121-5800; 5200-0				C2240-520			
Drive			6824	Drive	53307	1430	
5222-0000; 5222-3000; 5222-3200; 5222-3201;				D2105-510; D2105-520; D2105-570			
5222-3400; 5222-3600; 5222-3800; 5222-4000;				Drive			6731
5223-0100; 5223-0500				D2205-500; D2205-520; D2237-500; D2237-510;			
Drive2363	2440			D2250-500			
5223-0700; 5223-3000; 5223-3201; 5223-3800;				Drive	53307	1430	
5223-3900; 5223-4300; 5223-4500; 5223-4900				DY510SP			
Drive2363	2440			Drive	4231		6841
5227-0; 5227-0000; 5227-0100; 5227-0300; 5227-0500;				NOP4248A19			
5227-0700; 5227-0900; 5227-1100; 5227-3100;				Drive	53307	1430	
5227-4100				NT510SP			
Drive			6843	Drive	4231		6841
5227-4300; 5227-4500; 5227-4700; 5227-5100;				OKLAHOMA TIRE & SUPPLY			
5227-5300; 5227-5500				45-204			
Drive			6843	Belt	7540100	2180	6818
5230-0; 5230-0000; 5230-0100; 5231-0100; 5231-4100;				47-133-01			
5231-5100; 5231-6100; 5231-6101				Drive	7540252		6833
Drive2363	2440			117-500			
5265-0100; 5265-0300; 5265-0400; 5265-0500;				Belt	7540116	2420	6842
5265-0600; 5265-0700; 5265-0800; 5265-0900;				117-500A			
5265-1000; 5265-1100				Blade	7540116	2420	6842
Drive42035	1400			120-270; 120-272			
				Belt	7540114	2240	6824

Belts for Walk Behind Mowers

Application	OEM No.	Standard Belts	Premium Belts	Application	OEM No.	Standard Belts	Premium Belts
OKLAHOMA TIRE & SUPPLY - Continued				OUR OWN HARDWARE - Continued			
126-240				B060-515 - Continued			
Belt	7540935	2310	6831	Traction	7540121		6831
127-240				PARKTON			
Belt	7540242	2320	6832	Satellite 21"			
127-335; 127-335A				Belt	PAS20	1260	6726
Belt	7540163		6828	PENNEYS			
127-362				160T			
Drive	7540252		6833	Belt		2170	6817
127-550A				0227			
Blade	7540109		6843	Belt	7540116	2420	6842
127-560				0227A			
Blade	7540326		6862	Belt	7540109		6843
Traction	7540327		6928	0231			
128-272				Belt	7540116	2420	6842
Belt	7540114	2240	6824	0302			
128-335; 128-335A				Belt			3V315
Belt	7540163		6828	0304; 0304A			
150-518; 151-518				Blade	7540109		6843
Belt	7540156		6820	Drive	7540121		6831
156-510; 157-510				0305; 0306			
Belt	7540100	2180	6818	Belt			3V315
158-518				0307			
Belt	7540156		6820	Belt	7540935	2310	6831
1005				0324			
Belt	21416	3460	6946	Blade	7540109		6843
8500				Drive	7540177		6832
Belt	20936	3620	6962	0325; 0326			
8600				Belt			3V315
Drive	610040		6744	0327; 0327A			
B400				Belt	7540935	2310	6831
Blade	1237		6844	0331; 0332			
SPH S.P.				Belt			3V315
Blade	1236		6839	0334; 0334A; 0334B; 0334C			
OLYMPIA				Belt	7540935	2310	6831
SP24				0340			
Belt			6842	Belt	22611	1380	6738
OUR OWN HARDWARE				0344; 0344A			
120-280; 120-282				Blade	7540109		6843
Traction	7540114	2240	6824	Drive	7540177		6832
120-343				0345A			
Trans.	7540252	2330	6833	Blade	7540144	3550	6955
120-350				Trans.	7540143		6728
Belt	7540935	2310	6831	0349			
120-550				Blade	7540267		6859
Blade	7540109		6843	Trans.	7540143		6728
Drive	7540104		6832	0351; 0351A			
Traction	7540121		6831	Belt	7540114	2240	6824
122-690; 123-693				0352; 0352B			
Belt	7540239	2290	6829	Drive	7540219	2260	6826
124-350				0357			
Belt	7540935	2310	6831	Drive	1723661		6741
124-364				0358			
Traction	7540252		6833	Belt	7540252		6833
125-212				0360; 0360A			
Drive	7540104		6832	Belt	7540114	2240	6824
125-350				0502; 0502A; 0503; 0503A; 0522; 0523			
Belt	7540935	2310	6831	Belt	52538	2240	6824
125-364				0524; 0526			
Trans.	7540252	2330	6833	Belt	1060	2190	6819
126-350; 128-350				0529			
Belt	7540935	2310	6831	Belt	52538	2240	6824
151-518; B060-333				1030			
Drive	7540126		6820	Belt	7540141		6183
B060-515				1248; 1248A; 1248B			
Blade	7540109		6843	Belt	7540116	2420	6842

Lawn & Garden Equipment

Belts for Walk Behind Mowers

Application	OEM No.	Standard Belts	Premium Belts
PENNEYS - Continued			
1321 Belt	308463	1290	6729
1325; 1325A; 1325M; 1326; 1327; 1327A Belt	37274		6732
1329; 1329A; 1331; 1332 Belt			3V315
1340 Deck	7540144		6955
Drive	7540143		6728
1348; 1348A Blade	7540109		6843
Drive	7540121		6831
1348B Blade		2430	6843
Drive		2320	6832
1349; 1349A Belt			3V315
1351 Drive	7540163		6828
1352 Blade	7540109		6843
Drive	7540121		6831
1600 Belt	52590	2200	6820
1607; 1607A; 1607B Belt		2170	6817
1608 Belt	52590	2200	6820
1616A; 1616B; 1616C Belt		2170	6817
1617 Belt	52538	2240	6824
1620; 1626A Belt		2170	6817
1638; 1638A Drive	7540126		6820
1639 Belt	52538	2240	6824
1649; 1659 Belt		2190	6819
PENNSYLVANIA			
4018-1 Belt	40288	2230	6823
4018-D Belt	74211	2270	6827
4018A-1 Belt	40288	2230	6823
4021-D; 4024-D Belt	74211	2270	6827
4024B; 4024B-1; 4024C; 4043-1; 4043C; 4244; 4244-1; 4244C Belt	40288	2230	6823
7225-1; 7225A-1 Belt	7073C	1390	6739
7225B-1; 7225B-2 Belt	7073B	2380	6838
7225C Belt	7073C	1390	6739
8225-1 Belt	6983	2350	6835
40183-1; 40183-21B-1; 40183-21C; 40183-21-1; 40183-213B-1; 40183-213C-1; 40183-213-1; 40221; 40221A; 40221B Belt	40288	2230	6823
40221C Belt	40288	2230	6823

Application	OEM No.	Standard Belts	Premium Belts
PENNSYLVANIA - Continued			
82235; 82235-1; 82235A; 82235B1; 82235C Belt	6983	2350	6835
407221; 407221A; 407221B; 407221C; 407221D Belt	40288	2230	6823
POLORON			
22" S.P. Belt	108147	1410	6741
POULAN PRO			
PR625Y22RHP; PR625Y22RKP; PR625Y22RP; PR625Y22SHP Drive	146527		6460BR
POWER EQUIPMENT			
22DP; 22DPW; 24DP; 24DPW; 4222 Belt		1380	6738
S22P; S22PH; S22PHW; S24P; S24PH; S24PHW Belt		1310	6731
Self Propelled Belt	7013	1390	6739
PRO			
200030; 200035 Belt	7520026	2430	6843
200332 Belt	7520031	2400	6840
200900 Belt	7529058X	2450	6845
203030; 203035 Belt	7520026	2430	6843
203332 Belt; W/31" Belt O.C.	7523015	2310	6831
Belt; W/40" Belt O.C.	7520031	2400	6840
240040; 240050; 240091; 240202; 240232; 240498 Belt	7524026	2430	6843
243050; 243091; 243202; 243232; 243498; 243702 Blade	7524026	2430	6843
Drive	7523015	2310	6831
K203900 Blade	7529058X	2450	6845
Drive	7523015	2310	6831
K223902; P220902 Blade	7522001	2470	6847
Drive	7523015	2310	6831
P240202 Belt	7524026	2430	6843
PROFESSIONAL HARDWARE			
126-364 Drive	7540252		6833
128-272 Traction	7540114		6824
198-651 Deck; W/32" Deck	7540113		6948
840-6; 840-7 Blade	7540109	2430	6843
841-6; 841-7 Blade	7540109	2430	6843
Traction	7540104	2320	6832
841-8 Blade	7540109	2430	6843
Traction	7540121		6831
843-6; 843-7; 843-8 Belt	7540114	2240	6824
846-8 Blade	7540116	2420	6842

Belts for Walk Behind Mowers

Application	OEM No.	Standard Belts	Premium Belts	Application	OEM No.	Standard Belts	Premium Belts
PROFESSIONAL HARDWARE - Continued				ROYAL MOWER & EDGER			
883-6; 884-6				19" Mow King			
Belt	7540100	2180	6818	Belt		2430	6843
8216-0; 8216-1; 8216-2; 8216-3; 8217-0; 8217-3;				21" Mow King			
8217-4; 8217-5; 8217-6				Belt		2300	6830
Belt	7540114	2240	6824	SPC 21" S.P.			
8218-7; 8218-8				Belt; W/27" Belt O.C.		2270	6827
Drive	7540163		6828	Belt; W/29" Belt O.C.		2290	6829
8220-2; 8220-3				RUGG			
Trans.	7540239	2290	6829	1344; 2013; 2063; 2073			
8221-0; 8221-1				Belt	3100140	2170	6817
Blade	7540109	2430	6843	3131			
8221-2				Belt	3100526		6723
Belt	7540114	2240	6824	3179R; 3180R			
Blade	7540116	2420	6842	Belt	SP9413	2390	6839
8221-3				3280R; 3281R; 3782R; 3793RS			
Blade	7540116	2420	6842	Belt	20413	2390	6839
8221-9				RYAN			
Blade	7540109	2430	6843	12SB; 12SE; 12SM; 14SB; 14SE; 14SM			
8224-0; 8224-1; 8224-2; 8224-3; 8224-9				Traction	145871		6733
Blade	7540109	2430	6843	726; 727; 728			
Traction	7540121		6831	Traction	610040	1440	6744
8225-0; 8225-1; 8225-2; 8225-3				851; 852; 853; 871			
Blade	7540144	3550	6955	Traction	145120	1480	6748
Traction	7540143		6728	SARLO			
REO				416S			
418AR; 418LR; 421AR; 421R				Blade	5584		BX38
Belt	MW9363	2180	6818	416SP			
Flying Cloud Mower				Blade	5584		BX38
Belt	MW2625	2200	6820	Drive	5556		6826
LL-217				420			
Drive	7236		6822	Blade	5584		BX38
Sabre Jet; Sabre Trim				516SPI/C			
Traction	MW3149	2210	6821	Blade; W/5 H.P. Eng.	5585	3560	
WEF18; WFE18				524S; 524SP			
Belt	MW1151	2170	6817	Blade	5584		BX38
ROOT				Trans.		2260	6826
20NB				524SPXT/C			
Belt	14337	2440	6844	Blade; W/5 H.P. Eng.	5557		6826
24NB				800A			
Belt	14008	2520	6852	Blade	5555		BX56
24NBSP				Drive	5562		6824
Belt	14009	2260	6826	800A-C			
2020-4A				Deck			BX56
Belt	6222		6864	Commercial High Wheel 24"			
ROPER				Drive			6840
AP60AR; AP62AR; AP63AR; AP4100; BP70AR;				Commercial High Wheel 26"			
BP70BR; BP81AR; BP4100; CL77AR; M170AR				Eng. To Spindle			6956
Belt	83691		6734	Spindle To Drive	5562		6824
M603PR				Commerical			
Belt	83691		6734	Traction; W/4 H.P. Eng.			6828
M6030AR				Commerical High Wheel			
Drive	75443		6734	Eng. To Deck; W/5 H.P. Eng.	5584		BX38
TT213R; TT728CR				V4B2; V4B3; V5B2; V5B3			
Eng. To Center Mandrel; W/42" Deck	6941R		BX100	Eng. To Deck	5584		BX38
Eng. To Outer Mandrel; W/42" Deck	6942R		6887	SCAG POWER EQUIPMENT, INC.			
TT738CR				Gear Drive			
Eng. To Center Mandrel; W/48" Deck	6941R		BX100	Blade - Right; W/48" Deck	48087		6864BR
Eng. To Outer Mandrel; W/48" Deck	6942R		6887	Blade - Right; W/52" Deck	48285		6956
TT2041RO				Blade - Right; W/61" Deck	48265		6963
Spindle - Center; W/38" Deck	3716R		6887	Blade - Right; W/72" Deck			6968
TT2231R				Deck Drive; W/32", 36" Deck	48204		6573BR
Belt; W/48" Deck	6943R		6892	Deck Drive; W/48" Deck	48089		6701BR
				Deck Drive; W/52" Deck	48286		6703BR
				Eng. To Deck; W/61" Deck	48207		6702BR
				Trans.; W/32", 36", 48", 52", 61", 72" Deck			6840

Lawn & Garden Equipment

Belts for Walk Behind Mowers

Application	OEM No.	Standard Belts	Premium Belts
SCAG POWER EQUIPMENT, INC. - Continued			
Hydro			
Blade - Right; W/48" Deck	48087		6864BR
Blade - Right; W/52" Deck	48285		6956
Blade - Right; W/61" Deck	48265		6963
Blade - Right; W/72" Deck			6968
Deck Drive; W/36" Deck	48204		6573BR
Deck Drive; W/48" Deck	48089		6701BR
Deck Drive; W/52" Deck	48286		6703BR
Hydro.; W/16" Deck			6950
Hydro.; W/20" Deck	48587		6674BR
Eng. To Deck; W/61" Deck	48207		6702BR
SW32-12B			
Eng. To Deck	48204		6573BR
Trans.	48203		6840
Wheel Drive	482009		6552BR
SW32-13BV			
Eng. To Deck	48278		6979
Trans.	48203		6840
Wheel Drive	48202		6440BR
SW32-13KA			
Eng. To Deck	48278		6979
Trans.	48203		6840
Wheel Drive	48202A		6440BR
SW32-15KAI; SW32-16FS; SW32-481FS			
Trans.	48203		6840
Wheel Drive	48202A		6440BR
Deck Drive	48278		6979
SW36-8J; SW36-12B			
Eng. To Deck	48278		6979
Trans.	48203		6840
Wheel Drive	48202		6440BR
SW36-12BS; SW36-13BV			
Eng. To Deck	48204		6573BR
Trans.	48203		6840
Wheel Drive	48202		6440BR
SW36-13K			
Eng. To Deck	48278		6979
Trans.	48203		6840
Wheel Drive	48202		6440BR
SW36-13KA			
Eng. To Deck	48204		6573BR
Trans.	48203		6840
Wheel Drive	48202		6440BR
SW36-13KH; SW36A-13KA; SW36A-13KH; SW36A-15KA			
Eng. To Deck	48204		6573BR
Trans.	48203		6840
Wheel Drive	48202A		6440BR
SW36A-15KH; SW36A-16FS			
Trans.	48203		6840
Wheel Drive	48202A		6440BR
Blade Drive	48204		6573BR
SW36A-16KAI			
Traction	48202A		6440BR
Eng. To Deck	48204		6573BR
SW36A-481FS			
Trans.	48203		6840
Wheel Drive	48202A		6440BR
Blade Drive	48204		6573BR
SW48-12B; SW48-13BV			
Blade - Right	48087		6864BR
Eng. To Deck	48089		6701BR
Trans.	48203		6840
Wheel Drive	48202		6440BR
SW48-13K			
Blade - Right	48087		6864BR
Eng. To Deck	48089		6701BR
Eng. To Trans.	48203		6840
Wheel Drive	48202		6440BR

Application	OEM No.	Standard Belts	Premium Belts
SCAG POWER EQUIPMENT, INC. - Continued			
SW48-13KA; SW48-13KH			
Blade - Right	48087		6864BR
Eng. To Deck	48089		6701BR
Trans.	48203		6840
Wheel Drive	48202		6440BR
SW48-14KA; SW48-14KH; SW48A-15KA; SW48A-15KH; SW48A-17KA; SW48A-18HN			
Blade - Right	48087		6864BR
Eng. To Deck	48089		6701BR
Trans.	48203		6840
Wheel Drive	48202A		6440BR
SW48V-15KH; SW48V-16FS; SW48V-16KAI; SW48V-481FS			
Trans.	48203		6840
Wheel Drive	48202A		6440BR
Eng. To Deck	48089		6701BR
Blade Drive	48087		6864BR
SW52-13K			
Blade - Right	48285		6956
Eng. To Deck	48286		6703BR
Eng. To Trans.	48203		6840
Wheel Drive	48202		6440BR
SW52-18KH			
Blade - Right	48286		6703BR
Eng. To Deck	48285		6956
Trans.	48203		6840
Wheel Drive	48202		6440BR
SW52A-17KA; SW52A-18HN; SW52A-18KH			
Blade - Right	48285		6956
Eng. To Deck	48286		6703BR
Trans.	48203		6840
Wheel Drive	48202A		6440BR
SW52V-17KAI; SW52V-18FS; SW52V-541FS			
Trans.	48203		6840
Wheel Drive	48202A		6440BR
Eng. To Deck	483518		6703BR
Blade Drive	48285		6956
SW61-18KH			
Blade - Right	48265		6963
Eng. To Deck	48264		B98
Eng. To Trans.	48203		6840
Wheel Drive	48202		6440BR
SW-12B			
Trans.	48085		6562BR
SW-13BV			
Trans.	48203		6840
Wheel Drive	48202		6440BR
SW-13K			
Trans.	48085		6562BR
SW-13KH			
Trans.	48203		6840
Wheel Drive	48202		6440BR
SW-14KA; SW-14KH			
Trans.	48203		6840
Wheel Drive	48202A		6440BR
SW-18B			
Trans.	48080		6839
SW-18EKH; SW-18KH; SW-20EKH; SW-20KHE			
Trans.	48203		6840
Wheel Drive	48202A		6440BR
SWZ36-14KA; SWZ36-14KH			
Eng. To Deck	48204		6573BR
Pump	48472		6844
SWZ36A-15KA			
Pump	48553		6553BR
Eng. To Deck	48204		6573BR
SWZ36A-16FS; SWZ36A-16KAI; SWZ36A-481FS			
Pump	48553		6553BR
Deck Drive	48204		6573BR

Belts for Walk Behind Mowers

Application	OEM No.	Standard Belts	Premium Belts	Application	OEM No.	Standard Belts	Premium Belts
SCAG POWER EQUIPMENT, INC. - Continued				SCAG POWER EQUIPMENT, INC. - Continued			
SWZ48-14KA; SWZ48-14KH				SWZ-21KAE			
Blade - Right	48087		6864BR	Pump	48587		6674BR
Eng. To Deck	48089		6701BR	SWZU48A-17KA; SWZU48A-18HN			
Pump	48472		6844	Blade - Right	48087		6864BR
SWZ48-17KA				SWZU52A-17KA; SWZU52A-18HN; SWZU52A-18KH; SWZU52A-21KAE			
Blade - Right	48087		6864BR	Blade - Right	48285		6956
Eng. To Deck	48089		6701BR	SWZU61A-21KAE			
Pump	48587		6674BR	Blade - Right	48286		6703BR
SWZ48A-17KA				SWZV36A-16KAI; SWZV48V-17KAI; SWZV52V-19KAI; SWZV52V-23KAE			
Blade - Right	48087		6864BR	Pump Drive	483520		6907BR
Eng. To Deck	48089		6701BR	Walk Behind			
Pump; W/Large Frame	48587		6674BR	Blade; W/36" Deck	48204		6573BR
Pump; W/Small Frame	48553		6553BR	Blade; W/52" Deck	48285		6956
SWZ48A-17KAE				Drive			6853
Blade - Right	48087		6864BR	P.T.O. To Blade; W/52" Deck	48286		6703BR
Eng. To Deck	48089		6701BR	Trans.			6840
Pump	48553		6553BR	Walk Behind 36" Hydro			
SWZ48A-18HN				P.T.O. To Blade	48204		6573BR
Pump	48553		6553BR	Walk Behind 48" Hydro			
Blade - Right	48087		6864BR	Blade	48087		6864BR
Eng. To Deck	48089		6701BR	P.T.O. To Blade	48089		6701BR
Pump	48553		6553BR	SEARS ROEBUCK			
SWZ48V-17KAI; SWZ48V-18FS; SWZ48V-541FS				131.91430; 131.91441; 131.97750; 131.97751			
Pump	48553		6553BR	Belt	54622	2250	6825
Eng. To Deck	48089		6701BR	131.881400; 131.881441			
Blade Drive	48087		6864BR	Blade	76019	2550	6855
SWZ52A-17KA				Trans.	76018		6841
Blade - Right	48285		6956	131.881700; 131.881721; 131.881722			
Eng. To Deck	48286		6703BR	Blade	76274		6859
Pump; W/Large Frame	48587		6674BR	Deck	76275		6875
Pump; W/Small Frame	48553		6553BR	Trans.	76018		6841
SWZ52A-18HN; SWZ52A-18KH				131.974100; 131.974101; 131.974102;			
Blade - Right	48285		6956	131.974103; 131.974104; 131.974110; 131.974120			
Eng. To Deck	48286		6703BR	Drive	75443	1340	6734
Pump	48553		6553BR	131.974121; 131.974123			
SWZ52V-17KAI; SWZ52V-18KH				Drive	83663		6733
Pump	48553		6553BR	131.974140			
Eng. To Deck	483518		6703BR	Traction	83691		6734
Blade Drive	48285		6956	131.974141; 131.974142			
SWZ52V-19KAI; SWZ52V-20FS				Drive	83663		6733
Pump; W/Small Frame	48553		6553BR	131.974200; 131.974201; 131.974202			
Pump; W/Large Frame	48587		6674BR	Drive	81229	1360	6736
Eng. To Deck	483518		6703BR	131.974300			
Blade Drive	48285		6956	Drive	75443	1340	6734
SWZ52V-21KAE				131.974310; 131.974311			
Pump	48587		6674BR	Drive	83663		6733
Eng. To Deck	483518		6703BR	131.974400; 131.974401; 131.974402			
Blade Drive	48285		6956	Drive	81229	1360	6736
SWZ52V-22FSE; SWZ52V-600FS; SWZ52V-651FSE				131.974500			
Pump; W/Small Frame	48553		6553BR	Drive	75443	1340	6734
Pump; W/Large Frame	48587		6674BR	131.975700; 131.975701; 131.975710;			
Eng. To Deck	483518		6703BR	131.975711; 131.975720; 131.975721; 131.975722			
Blade Drive	48285		6956	Drive	74977		6736
SWZ61A-21KAE				131.978200; 131.978210; 131.978212;			
Pump	48587		6674BR	131.978220; 131.978221; 131.978222;			
SWZ61V-20FS; SWZ61V-21KAE; SWZ61V-22FSE; SWZ61V-600FS; SWZ61V-651FSE				131.978223; 131.978231; 131.978300			
Pump	48587		6674BR	Drive	75443	1340	6734
Eng. To Deck	48088		6904BR	131.978413; 131.978415; 131.978420; 131.978421			
Blade Drive	48265		6963	Drive	74977		6736
SWZ-14KA; SWZ-14KH				131.978600; 131.978610; 131.978611;			
Pump	48472		6844	131.978800; 131.978801; 131.978810; 131.978812			
SWZ-17KA				Drive	75671	1380	6738
Pump; W/Large Frame	48587		6674BR				
Pump; W/Small Frame	48553		6553BR				
SWZ-18KH; SWZ-20KHE							
Pump; W/Large Frame	48587		6674BR				
Pump; W/Small Frame	48472		6844				

Lawn & Garden Equipment

Belts for Walk Behind Mowers

Lawn & Garden Equipment

Application	OEM No.	Standard Belts	Premium Belts	Application	OEM No.	Standard Belts	Premium Belts
SEARS ROEBUCK - Continued				SEARS ROEBUCK - Continued			
247.88100; 247.88101; 247.88102				536.81570; 536.81571			
Belt	7540109		6843	Belt		2200	6820
247.88110; 247.88111				536.81580			
Blade	7540109	6843		Belt		2240	6824
Trans.	7540121	6831		536.81591			
247.88112				Belt		2200	6820
Blade	7540109	6843		536.81600			
Trans.	7540177	6832		Drive	265111	2230	6823
247.375770				536.81640			
Drive	7540460	6739		Eng. To J.S.		2220	6822
247.881021				536.81680; 536.81681; 536.81682; 536.81683			
Belt	7540109	6843		Belt		2200	6820
247.881122				536.81720; 536.81721; 536.81723; 536.81724			
Blade	7540109	6843		Belt		2240	6824
Trans.	7540177	6832		536.81800; 536.81802; 536.81803			
328.375301; 328.915703				Drive		2230	6823
Belt	1060	6819		536.81890; 536.81891			
536.8802				Belt		2200	6820
Drive	2363	2440		536.81960; 536.81961; 536.81962; 536.81963;			
536.81100; 536.81101				536.81964; 536.81970; 536.81971; 536.81972;			
Belt		2240	6824	536.81973; 536.81974			
536.81110; 536.81112; 536.81113				Belt		2240	6824
Belt		2230	6823	536.81975; 536.81976; 536.81978			
536.81130; 536.81131; 536.81132; 536.81136				Belt		2240	6824
Belt		2240	6824	536.81980; 536.81981; 536.81982; 536.81983;			
536.81140; 536.81141; 536.81142; 536.81150;				536.81984; 536.81985; 536.81986; 536.81987;			
536.81151; 536.81152; 536.81170				536.81989; 536.81990			
Belt		2200	6820	Belt		2200	6820
536.81210				536.81991; 536.81992; 536.81993; 536.81994;			
Belt	LP548	2180	6818	536.81995; 536.81996; 536.81997			
536.81233				Belt		2200	6820
Drive	265111	2230	6823	536.82970			
536.81241				Belt		2240	6824
Drive	41029	6822		536.88000; 536.88001; 536.88002; 536.88003;			
536.81250				536.88070; 536.88071; 536.88072; 536.88220;			
Belt		2240	6824	536.88250			
536.81251				Belt			6824
Drive	LP383	2240	6824	536.88280; 536.88281; 536.88960; 536.88961			
536.81260; 536.81261				Drive	2363	2440	
Drive	41029	6822		536.88962; 536.88963			
536.81263; 536.81264				Belt			6824
Drive	265111	2230	6823	536.91200; 536.91210			
536.81370; 536.81371				Belt	383		6824
Drive	LP383	2240	6824	536.91300			
536.81440; 536.81441; 536.81442; 536.81443;				Eng. To J.S.		2220	6822
536.81444				536.373730; 536.375600; 536.375700;			
Drive	LP2154	2200	6820	536.375701; 536.375702; 536.375750			
536.81470; 536.81471; 536.81472; 536.81473;				Blade	383		6824
536.81474; 536.81475; 536.81476; 536.81477;				536.816500			
536.81478; 536.81479				Belt		2200	6820
Drive	LP383	2240	6824	536.816702			
536.81480				Belt		2240	6824
Drive	LP2154	2200	6820	536.816900; 536.816901; 536.816902;			
536.81481; 536.81482				536.816903; 536.816904			
Belt	5165H	2200	6820	Belt		2200	6820
Starter/Gen.	5436H	6731		536.817241; 536.817242; 536.817243; 536.819641			
536.81483; 536.81484				Belt		2240	6824
Drive	LP2154	2200	6820	536.885600			
536.81485; 536.81486				Deck	37X117		6827
Belt		2200	6820	Drive	37X118		6719
536.81490; 536.81491; 536.81492; 536.81493;				536.978900			
536.81494				Drive	48530	1430	6743
Drive	LP2154	2200	6820	536.978901; 536.978902			
536.81510; 536.81520				Drive	49233		6744
Belt		2200	6820	536.978903			
536.81530; 536.81531				Drive	48530	1430	6743
Belt	LP958	2220	6822				

Belts for Walk Behind Mowers

Application	OEM No.	Standard Belts	Premium Belts	Application	OEM No.	Standard Belts	Premium Belts
SEARS ROEBUCK - Continued				SEARS ROEBUCK - Continued			
536.979000; 536.979100; 536.979200				917.378160			
Drive49233			6744	Traction88519			6740
663.904813				917.378170; 917.378171; 917.378200			
Belt5006471	1380		6738	Drive83691			6734
663.904814				917.378232; 917.378233; 917.378241; 917.378242			
Belt105732X			6713BR	Traction83691			6734
809.81200				917.378250; 917.378251			
Belt			6824	Drive83691			6734
823.81231; 823.81232				917.378270			
Drive41029			6822	Drive137078			6460BR
823.81233				917.378271			
Belt265111	2230		6823	Drive83691			6734
823.81240; 823.81241; 823.81260; 823.81261				917.378272; 917.378290			
Drive41029			6822	Drive137078			6460BR
823.81263; 823.81264				917.378310; 917.378320			
Belt265111	2230		6823	Drive146527			6460BR
823.81360; 823.81361				917.378570; 917.378571; 917.378590; 917.378591			
Drive41029			6822	Drive137078			6460BR
823.81362; 823.81600				917.378600; 917.378601			
Belt265111	2230		6823	Drive88519			6740
828.81230				917.378602			
Drive41029			6822	Traction88519			6740
831.881800; 831.881801				917.378620			
Drive84287			6840	Drive88519			6740
917.22217X				917.378630; 917.378631			
Blade106085X			6672BR	Drive83691			6734
917.25366 Highwheel				917.378632			
Blade; W/50" Deck3703J			68100	Drive137078			6460BR
Drive; W/50" Deck3704J			69100	917.378633			
917.37230				Drive83691			6734
Traction83691			6734	917.378650			
917.253592				Drive137078			6460BR
Blade6943R			6892	917.378651			
917.372230				Drive83691			6734
Drive88519			6740	917.378652			
917.372260; 917.372273				Drive137078			6460BR
Traction83691			6734	917.378670; 917.378671; 917.378680;			
917.372280; 917.372282				917.378690; 917.378691; 917.378692; 917.378693			
Traction88519			6740	Drive83691			6734
917.372291; 917.372320; 917.372342;				917.378694			
917.372351; 917.372352; 917.372380;				Traction83691			6734
917.372400; 917.372430; 917.372490; 917.374501				917.378700; 917.378711			
Traction83691			6734	Traction88519			6740
917.374502; 917.374642; 917.374750				917.378720			
Traction83691			6734	Traction83691			6734
917.374760				917.378721; 917.378722; 917.378723			
Traction88519			6740	Drive83691			6734
917.376040; 917.376041; 917.377131; 917.378030				917.378730; 917.378740			
Drive146527			6460BR	Drive88519			6740
917.378040				917.378750			
Traction88519			6740	Drive83691			6734
917.378050				917.378751; 917.378752			
Drive83691			6734	Drive137078			6460BR
917.378060; 917.378070				917.378790; 917.378910			
Drive146527			6460BR	Drive88519			6740
917.378120; 917.378130				917.378950			
Traction83691			6734	Drive;137078			6460BR
917.378131				917.379000; 917.379001; 917.379010; 917.379030			
Drive83691			6734	Traction83691			6734
917.378140				917.379070; 917.379071; 917.379090;			
Drive88519			6740	917.379100; 917.379120			
917.378150				Drive146527			6460BR
Traction88519			6740	917.974143; 917.974144; 917.974145;			
917.378151				917.974152; 917.974320; 917.974321; 917.974505			
Drive88519			6740	Drive83691			6734

Lawn & Garden Equipment

Belts for Walk Behind Mowers

Application	OEM No.	Standard Belts	Premium Belts
SEARS ROEBUCK - Continued			
917.3722341			
Traction	83691		6734
SENSATION			
14W5 Series			
Blade	153101	2400	6840
21S4 Series			
Blade	153204		3VX400
24S5 Series			
Blade	153203		6844
Trans.	53201	2350	6835
24SP S.P.			
Belt; W/34" Belt O.C.		2340	6834
Belt; W/41" Belt O.C.		3410	6941
27C			
Belt		2260	6826
27SP-R S.P.			
Belt; W/21" Belt O.C.		2210	6821
Belt; W/34" Belt O.C.		2340	6834
30SP S.P.			
Belt; W/37" Belt O.C.		2370	6837
Belt; W/41" Belt O.C.		3410	6941
36B1AC; 47578; 56043; 56044; 56045			
Blade	229604		6848
Traction	230836		6834
56073; 56074			
Deck	11792		6996
G-240			
Belt		2460	6846
H-220			
Belt		2450	6845
N-210			
Belt		2350	6835
N-216			
Belt		2360	6836
SS424			
Blade	153202		6949
Traction	153201		6835
SS-260			
Belt		3470	6947
SENTRY			
152-518; 153-518; 154-518; 155-518			
Belt	7540126		6820
155-520			
Belt	7540100	2180	6818
220-6; 230-7; 230-8			
Belt	7540242	2320	6832
270-6; 272-8; 274-0; 280; 290-2; 290-3; 290-4; 290-5; 294-1			
Belt	7540114	2240	6824
335-0; 335-7; 335-8; 335-9			
Belt	7540163		6828
500			
Belt	7540100	2180	6818
500-5; 500-6			
Belt	7540109		6843
500-7; 500-8			
Belt	7540116	2420	6842
510; 520			
Belt	7540100	2180	6818
550-5; 550-6			
Blade	7540109		6843
Traction	7540104		6832
550-8			
Blade	7540109		6843
Traction	7540121		6831

Application	OEM No.	Standard Belts	Premium Belts
SENTRY - Continued			
550-63			
Blade	7540109		6843
Drive	7540177		6832
570-63			
Blade	7540144	3550	6955
Drive	7540143		6728
SIMPLICITY			
520SP			
Drive; Mfr. No. 1692318	1713138	0340	
1692318			
Drive	1713138	0340	
SNAPPER			
21R00C; 21R00PC; 21RX1; 21RX1P; 21RX5; 21RX5P; 214X; 214X1; 214X1P; 214X1PR			
Eng.	12508		6534BR
214X1PR-2; 214X1PS; 214X1R; 214X1R-2; 214X1S; 214X2PR; 214X2PR-2; 214X4PR; 214X4PR-2; 214X5			
Eng.	12508		6534BR
214X5-2; 214X5P; 214X5P-2; 214X5PR; 214X5PR-2; 214X5PS; 214X5R; 214X5R-2; 214X5S; 2140Y			
Eng.	12508		6534BR
2140YP; 21350; 21350D; 21350P; 21350PD; 21350PS; 21350S; 21351; 21351D; 21351P			
Eng.	12508		6534BR
21351PD; 21351PS; 21351S; 21355; 21355D; 21355P; 21355PD; 21355PS; 21355S; 21400			
Eng.	12508		6534BR
21400P; 21401; 21401D-2; 21401P; 21401PD; 21401PD-2; 21401PS; 21401S; 21402; 21402P			
Eng.	12508		6534BR
21404; 21404P; 21404PT-2; 21404T-2; 21405; 21405-2; 21405D-2; 21405P; 21405P-2; 21405PD			
Eng.	12508		6534BR
21405PD-2; 21405PDT; 21405PN; 21405PS; 21405PT; 21405S; 21405T; 21405T-2			
Eng.	12508		6534BR
21500C; 21500CR; 21500PC; 21500PCR			
Eng.	12353		6380
21500TC			
Blade	12353		6380
21531; A21509B; AP21509B			
Eng.	12508		6534BR
C21500KWV; C21501KWV			
Eng.	12353		6380
CAP21509R			
Eng.	12508		6534BR
CLP21650RV			
Traction			6733
CP21400R2; CP21402R2; CP21500KWV; CP21501KWV; CP21507R; CP21557BV; CP214012R2; CP215512KWV; CP216012RV; CP216512RV			
Eng.	12353		6380
CV21; CV212; CV212H; CV212P; CV212PH; CV21507B; CV21507R; CVP21507R; CVP21507R2; ECP21407R2			
Eng.	12353		6380
EP21508B			
Eng.	12508		6534BR
FRP21600TV; FRP216012; FRP216012E; FRP216012TV; FRP216016; FRPS216015E			
Eng.	12353		6380

Belts for Walk Behind Mowers

Lawn & Garden Equipment

Application	OEM No.	Standard Belts	Premium Belts
SNAPPER - Continued			
G214X5-2; G214X5P-2; G21355; G21404P; G21405; G21405P; G21405PS; G21500PC	Eng.12508		6534BR
GPC21507B; GPC21507BV; NFRP216012E; ODP21400; P21500	Eng.12353		6380
P21508B; P21558BV	Eng.12508		6534BR
P21600; P21600TV	Eng.12353		6380
P216012; P216012E	Eng.; W/24 3/4" Belt O.C.12508 Eng.; W/25 1/2" Belt O.C.12353		6534BR 6380
P216012TV; PB21550V; PC21507B; PC21507R	Eng.12353		6380
PL7140KVV	Blade To Blade; W/48" Deck19205 Eng. To Deck; W/36" Deck38624 Eng. To Trans.17334 Traction17333		6952 6983 6840 6470BR
PL8140KVE; PL8180KE; PL8480KE	Blade To Blade; W/48" Deck19205 Eng. To Deck; W/36", 48" Deck38624 Traction17053		6952 6983 6593BR
PL71250KW	Blade To Blade; W/48" Deck19205 Eng. To Deck; W/36" Deck38624 Eng. To Trans.17334 Traction17333		6952 6983 6840 6470BR
PMA360	Eng. To Deck; W/36" Deck38624 Traction17053		6983 6593BR
PMA480	Blade To Blade; W/48" Deck19205 Eng. To Deck; W/48" Deck38624 Traction17053		6952 6983 6593BR
PMA510; PMA520; PMA610	Traction17053		6593BR
PMA8360	Eng. To Deck; W/36" Deck38624 Traction17053		6983 6593BR
PMA8480	Blade To Blade; W/48" Deck19205 Eng. To Deck; W/48" Deck38624 Traction17053		6952 6983 6593BR
PMA8520; PMA8610	Traction17053		6593BR
PP7140KVV; PP71250KW	Blade To Blade; W/48" Deck19205 Eng. To Deck; W/36" Deck38624 Eng. To Trans.17334 Traction17333		6952 6983 6840 6470BR
PPU140KO; PPU140KVE; PPU140KW; PPU140R; PPU180KE	Blade To Blade; W/48" Deck19205 Eng. To Deck; W/36", 48" Deck38624 Traction17053		6952 6983 6593BR
RP20500	Drive28382		6737
RP21400; RP21500; RP21500T2; RP21501; RP21600; RP21600E; RP215012; RP215012T2; RP216012	Eng.12353		6380
Series 21; Series O	Traction12353		6380
SPL140KH; SPL140KW	Eng. To Deck; W/36" Deck35710 Primary Drive; W/48" Deck29262 Primary Drive; W/52" Deck29267 Traction; W/Dual Belts; W/36", 48", 52" Deck .28906		6702BR 6966 6968 ②A50

Application	OEM No.	Standard Belts	Premium Belts
SNAPPER - Continued			
SPL140KH; SPL140KW - Continued	Traction; W/Single Belt; W/36", 48", 52" Deck ..		6852
	Trans.; Early; W/36", 48", 52" Deck17334		6840
	Trans.; Late; W/36", 48", 52" Deck16029		6839
SPL1250KW	Eng. To Deck; W/32" Deck36403 Eng. To Deck; W/36" Deck35710 Eng. To Deck; W/48" Deck29262 Eng. To Deck; W/52" Deck29267 Traction; W/Dual Belts; W/36" Deck28906		6978 6702BR 6966 6968 ②A50
	Traction; W/Single Belt		6852
	Trans.; Early; W/36" Deck17334		6840
	Trans.; Late16029		6839
SPLH140KH; SPLH140KW	Eng. To Deck; W/36" Deck35710 Primary Drive; W/48" Deck29262 Primary Drive; W/52" Deck29267 Traction; W/Dual Belts; W/36", 48", 52" Deck .28906		6702BR 6966 6968 ②A50
	Traction; W/Single Belt; W/36", 48", 52" Deck .		6852
	Trans.; Early; W/36", 48", 52" Deck17334		6840
	Trans.; Late; W/36", 48", 52" Deck16029		6839
SPLH160BV	Deck Drive; W/36" Deck35710 Eng. To Deck; W/36" Deck29255 Eng. To Deck; W/52" Deck29267 Primary Drive; W/48" Deck29262 Primary Drive; W/52" Deck29267		6702BR 6985 6968 6966 6968
SPLH180KHE	Eng. To Deck; W/52" Deck29267 Eng. To Deck; W/61" Deck29269 Primary Drive; W/48" Deck29262 Primary Drive; W/52" Adj. Deck42813 Primary Drive; W/52" Fixed Deck29267 Primary Drive; W/61" Adj. Deck42735		6968 6974 6966 6482BR 6968 6402BR
SPP90KW	Eng. To Deck36403 Trans.; Early17334 Trans.; Late16029		6978 6840 6839
SPP140KH	Eng. To Deck; W/36" Deck35710 Primary Drive; W/48" Deck29262 Primary Drive; W/52" Deck29267 Traction; W/Dual Belts; W/36", 48", 52" Deck .28906		6702BR 6966 6968 ②A50
	Traction; W/Single Belt; W/36", 48", 52" Deck .		6852
	Trans.; Early; W/36", 48", 52" Deck17334		6840
	Trans.; Late; W/36", 48", 52" Deck16029		6839
SPP140KW	Eng. To Deck; W/36" Deck35710 Primary Drive; W/48" Deck29262 Traction; W/Dual Belts; W/36", 48" Deck28906		6702BR 6966 ②A50
	Traction; W/Single Belt; W/36", 48" Deck		6852
	Trans.; Early; W/36", 48" Deck17334		6840
	Trans.; Late; W/36", 48" Deck16029		6839
SPP1250KW	Eng. To Deck; W/36" Deck35710 Traction; W/Dual Belts; W/36" Deck28906		6702BR ②A50
	Traction; W/Single Belt; W/36" Deck		6852
	Trans.; Early; W/36" Deck17334		6840
	Trans.; Late; W/36" Deck16029		6839
SV182	Eng.12508		6534BR
SV211P	Eng.11887		6534BR
SV212; SV212P	Eng.12508		6534BR
SW5BV1632; SW5KAV1532; SW5KAV1632	Deck Drive5102013		6506BR
SW20KAV1336; SW20KAV1536	Hydro. Drive5021770 Deck Drive5101313		6799BR 6754BR
SW20KAV1748	Hydro. Drive5021770 Deck Drive5021650		6799BR 6665BR

② Two Required.

Belts for Walk Behind Mowers

Application	OEM No.	Standard Belts	Premium Belts	Application	OEM No.	Standard Belts	Premium Belts
SNAPPER - Continued				SNAPPER - Continued			
SW30KAV1852				W36142 - Continued			
Deck Drive	5022148		6746BR	Variable Speed	76498		6936
SW30KAV1948				W36142BV			
Deck Drive	5023496		6599BR	Eng. To Blade	76496		6645BR
SW30KAV1952; SW30KAV2052				Traction	19202		2/9451PB
Deck Drive	5022148		6746BR	Variable Speed	19203		6935
SW30KAV2061				W36252			
Deck Drive	5100046		6878BR	Blade	76496		6645BR
SW30KAV2152				Traction	76497		②6441BR
Deck Drive	5022148		6746BR	Variable Speed	76498		6936
SW30KAV2461; SW30KAV2661				W48081			
Deck Drive	5100046		6878BR	Blade To Blade	76676		6952
V18; V21; V21P; V182; V182S				Eng. To Blade	76677		6994
Eng.	12508		6534BR	Traction	76497		②6441BR
V210P; V210P4; V210PS; V211P; V211P4; V211PS				Variable Speed	76680		6554BR
Eng.	11887		6534BR	W48120; W48120K			
V212; V212P; V212P4; V212P5; V212PH; V212PS; V212S; V2124				Blade To Blade	76676		6952
Eng.	12508		6534BR	Eng. To Blade	76677		6703BR
W32080				Traction	76497		6441BR
Eng. To Blade	76353		6986	Variable Speed	76680		6554BR
Traction	76497		6441BR	W48121; W48121K			
Variable Speed	76498		6936	Blade To Blade	76676		6952
W32081				Eng. To Blade	76677		6994
Eng. To Blade	76353		6986	Traction	76497		②6441BR
Traction	76497		②6441BR	Variable Speed	76680		6554BR
Variable Speed	76498		6936	W48122R			
W32120; W32120K				Blade To Blade	76676		6952
Eng. To Blade	76353		6986	Eng. To Blade	76677		6703BR
Traction	76497		6441BR	Traction	19202		2/9451PB
Variable Speed	76498		6936	Variable Speed	19203		6935
W32121; W32121K				W48140KS; W48140S			
Eng. To Blade	76353		6986	Blade To Blade	76676		6952
Traction	76497		②6441BR	Eng. To Blade	76677		6703BR
Variable Speed	76498		6936	Traction	76497		6441BR
W32122R				Variable Speed	76680		6554BR
Eng. To Blade	76353		6986	W48142BV			
Traction	76497		6441BR	Blade To Blade	76676		6952
Variable Speed	19203		6935	Eng. To Blade	76677		6703BR
W32125				Traction	19202		2/9451PB
Blade	76353		6986	Variable Speed	19203		6935
Traction	76497		②6441BR	W321252KW			
Variable Speed	76498		6936	Eng. To Blade	76353		6986
W32142BV				Traction	76497		②6441BR
Eng. To Blade	76353		6986	Variable Speed	19203		6935
Traction	76497		②6441BR	W361252KW			
Variable Speed	19203		6935	Eng. To Blade	76496		6645BR
W36081				Traction	76497		6441BR
Blade	76353		6986	Variable Speed	19202		2/9451PB
Traction	76497		②6441BR	W481252			
Variable Speed	76498		6936	Blade To Blade	76676		6952
W36120				Eng. To Blade	76677		6994
Eng. To Blade	76496		6645BR	Traction	76497		②6441BR
Traction	76497		6441BR	Variable Speed	76680		6554BR
Variable Speed	76498		6936	W481252KW			
W36120K				Blade To Blade	76676		6952
Blade	76496		6645BR	Eng. To Blade	76677		6703BR
Traction	76497		6441BR	Traction	19202		2/9451PB
W36121; W36121K				Variable Speed	19203		6935
Eng. To Blade	76496		6645BR	XP21500; XP21500KWV			
Traction	76497		②6441BR	Eng.	12353		6380
Variable Speed	76498		6936	Y30080; Y30120			
W36122R				Blade; W/30" Deck	15757		6969
Eng. To Blade	76496		6645BR	Y41120 Hvy Duty			
Traction	19202		②6441BR	Traction	76497		6441BR
Variable Speed	19203		6935	SOUTHLAND			
W36142				D1; D2; D3			
Blade	76353		6986	Belt		2180	6818
Traction	76497		②6441BR	D4; D5			
				Belt	D356	2190	6819

② Two Required.

Belts for Walk Behind Mowers

Application	OEM No.	Standard Belts	Premium Belts	Application	OEM No.	Standard Belts	Premium Belts
SOUTHLAND - Continued				SUNSHINE - Continued			
HW 22"; HW 24"				NS426SP			
BeltHW677		3490	6949	Drive; W/22" Belt O.C.S333			6822
HW 64-222				Drive; W/23" Belt O.C.S336			6823
Belt; W/5 H.P. Eng.		3380	6938	Drive; W/30" Belt O.C.			6830
HW 64-226				SA25SP			
Belt		3380	6938	DriveS333			6822
SP2-22				TORO			
Belt; W/B. & S. Eng.SP9413		2390	6839	24" Self-Propelled			
Belt; W/Tecumseh Eng.SP2700		2380	6838	ForwardWW5403A		2340	6929
SP2-211				Reverse27156			
Belt		2230	6823	325-D Diesel			
SP2-213				Alt.REMF1370			7370
BeltSP9413		2390	6839	Blade539660			6539BR
SP2-241				Drive210890			6972
Belt; W/23" Belt O.C.		2230	6823	Fan435910			7516
Belt; W/39" Belt O.C.SP9413		2390	6839	10118; 10119; 10128; 10129			
SP9-201				Belt27143		2230	6823
BeltSP9413		2390	6839	10413; 10423			
SP9-201GP				Drive27157		1250	6725
Belt		2230	6823	12012; 12112; 12113			
SP9-204; SP9-205; SP9-221; SP9-224; SP9-225				Blade27191			6948
BeltSP9413		2390	6839	Drive34733		3290	6929
SP9-241				14111			
Belt		2410	6841	Drive27138		3290	
SP9-244; SP9-245				16000; 16009; 16035; 16067; 16073; 16077;			
BeltR8371		2410	6841	16106; 16111; 16113; 16155			
SP10-22				Drive54505			6469BR
BeltSP9413		2390	6839	16165; 16169; 16173; 16212; 16212B; 16212C;			
SPEIGEL				16212CG; 16212W; 16212WG; 16222			
121-450				Drive54505			6469BR
Belt7540935		2310	6831	16233; 16240; 16255			
122-550; 123-550; 124-550				Drive54505			6469BR
Blade7540109			6843	16264			
Traction7540121			6831	Drive; Ser. No. 7000001 & After54505			6469BR
128-455				16268; 16273			
Belt7540935		2310	6831	Drive54505			6469BR
SPRINGFIELD				16277			
60A; 60D; 60DE				Drive; Ser. No. 7000001 & After54505			6469BR
Blade - Left60D56		2310	6831	16287; 16297; 16297C; 16299; 16299C; 16300;			
Blade - Right60D57		2300	6830	16310; 16320; 16380; 16390			
SUNBEAM CORP.				Drive54505			6469BR
R121; R121A; R221; R321; R321A				16401; 16402; 16404; 16411; 16551; 16575;			
Belt484620		1280	6728	16655			
SUNSHINE				Drive54505			6469BR
8212				16756			
Blade			6848	Drive249730			6736
8813				16770; 16771; 16775; 16776; 16780			
Blade				Drive54505			6469BR
Drive; W/22" Belt O.C.		2500	6850	16785			
Drive; W/26" Belt O.C.5600		1260	6726	Drive; Ser. No. 5000001 & After54505			6469BR
82125				16793			
Blade			6848	Drive; Ser. No. 8000001 & After54505			6469BR
88135				16870			
Blade				Belt368070		1340	6734
Drive; W/22" Belt O.C.		2500	6850	17601; 18005; 18010; 18015; 18060; 18085;			
Drive; W/26" Belt O.C.5600		1260	6726	18095			
A21SP				Drive54505			6469BR
Drive; W/22" Belt O.C.S333			6822	18110			
Drive; W/25" Belt O.C.S334			6825	Belt37274			6732
E-Z Roll 22; E-Z Roll 22SP; E-Z Roll 24; E-Z Roll 24SP				18112; 18113			
DriveS2110			6730	Blade31183		1170	6717
NS421SP				Traction31182			6730
Drive; W/22" Belt O.C.S333			6822	18120			
Drive; W/25" Belt O.C.S334			6825	Belt37274			6732
				18122; 18123			
				Blade31183		1170	6717
				Traction31182			6730

Lawn & Garden Equipment

Belts for Walk Behind Mowers

Application	OEM No.	Standard Belts	Premium Belts	Application	OEM No.	Standard Belts	Premium Belts
TORO - Continued				TORO - Continued			
18210; 18220				20472; 20473; 20474			
Belt	37274		6732	Drive	623900		6735
18400				20475; 20476; 20482; 20483; 20487			
Drive	54505		6469BR	Blade	420884		6544BR
19120				Drive	623900		6735
Belt	37274		6732	20511			
19122; 19123				Traction	660210		6734
Blade	31183	1170	6717	20517			
Traction	31182		6730	Drive	249730		6736
19220				20550			
Belt	37274		6732	Drive	230220		6737
19271; 19367; 19472; 19500				20555			
Drive	54505		6469BR	Drive	54505		6469BR
20106; 20107				20561			
Blade	420884		6544BR	Traction	623900		6735
Drive	623900		6735	20562			
20120				Drive	249730		6736
Belt	37274		6732	20564			
20122; 20123				Traction	660210		6734
Blade	31183	1170	6717	20571			
Traction	31182		6730	Drive	54505		6469BR
20210; 20211				20575			
Blade	420884		6544BR	Drive	249730		6736
Drive	623900		6735	20576			
20212; 20213				Drive	420880		6823
Belt; W/17" Belt O.C.	31183	1170	6717	20584			
Belt; W/30" Belt O.C.	31182		6730	Drive; W/34" Belt O.C.	368070		6734
Belt; W/47" Belt O.C.	34577		6847	Drive; Ser. No. 4000001 Thru 6000000	420881		6823
20214; 20216; 20218				Drive; Ser. No. 6000001	420883		6824
Drive	623900		6735	20600			
20219				Drive	54505		6469BR
Blade	420884		6544BR	20620			
Drive	623900		6735	Drive	368070		6734
20221				20622			
Belt	37274		6732	Blade	420884		6544BR
20223; 20227				Drive	623900		6735
Drive	54505		6469BR	20624			
20310				Blade Brake	420880		6823
Belt; W/32" Belt O.C.	37274		6732	20631; 20632			
Belt; W/47" Belt O.C.	34577		6847	Drive	623900		6735
20311				20644; 20657			
Blade	34577		6847	Drive	249730		6736
Drive	54505		6469BR	20660			
20313				Drive	230220		6737
Blade	34577		6847	20661			
Traction	54505		6469BR	Blade	420880		6823
20320; 20321; 20322				Traction	368070		6734
Drive	623900		6735	20666			
20324; 20325				Traction	623900		6735
Blade	420884		6544BR	20667			
Drive	623900		6735	Blade	420884		6544BR
20327B; 20328B				Drive	623900		6735
Drive	623900		6735	20668			
20432; 20434				Drive	623900		6735
Drive	912258		6735	20671			
20436; 20437				Traction	368070		6734
Drive	623900		6735	20672			
20438; 20438WF; 20439; 20439WF				Blade	420880		6823
Blade	420884		6544BR	Traction	368070		6734
Drive	623900		6735	20673			
20440				Drive	249730		6736
Drive	230220		6737	20674; 20675; 20676			
20442; 20444; 20454; 20462; 20463; 20464				Traction	368070		6734
Drive	930232		6732	20677			
20465; 20466				Drive	623900		6735
Blade	420884		6544BR	20680			
Drive	623900		6735	Drive; W/35" Belt O.C.	623900		6735

Belts for Walk Behind Mowers

Application	OEM No.	Standard Belts	Premium Belts	Application	OEM No.	Standard Belts	Premium Belts
TORO - Continued				TORO - Continued			
20680 - Continued				21658; 21666; 21711; 21727; 21738			
Traction; Ser. No. 60000101 Thru 6002200; W/34" Belt O.C.	368070		6734	Drive	54505		6469BR
20684				22010			
Belt; W/35" Belt O.C.	623900		6735	Drive	499100		6730
Drive; Ser. No. 6000001 Thru 6002200	420881		6823	22020			
Traction; Ser. No. 60000101 Thru 6002200; W/34" Belt O.C.	368070		6734	Traction	368070		6734
20692				22035; 22036; 22037B; 22037BC; 22038B; 22040; 22042			
Traction	623900		6735	Drive	368070		6734
20730; 20740; 20750				22043; 22044BC; 22045; 22045B; 22142			
Drive	249730		6736	Blade	420884		6544BR
20755				Drive	368070		6734
Belt; 1980-1979	249730	1360	6736	22150			
Drive; 1982-1981	54505		6469BR	Drive	368070		6734
20761B; 20763B; 20764B; 20764BC; 20766B; 20766BC; 20767; 20767B; 20768; 20768B				22151; 22153BC; 22154; 22154B; 22157; 22162; 22172; 22173			
Drive	623900		6735	Blade	420884		6544BR
20770; 20771				Drive	368070		6734
Drive	54505		6469BR	22580; 22621; 22622; 22623			
20773				Traction	660210		6734
Blade	420880		6823	22625BG			
Drive	54505		6469BR	Drive	368070		6734
20775				22685			
Drive	368070		6734	Traction	660210		6734
20777				22700; 22700B; 22700BC; 22701B			
Traction	623900		6735	Drive	368070		6734
20785; 20790				23100; 23123 Whirlwind H/D; 23144; 23177			
Drive	368070		6734	Blade	36593		6841
20801BC; 20806B; 20806BC; 20808B; 20820BC; 20821B				23200			
Drive	719450		6732	Blade	38095		6834
20900B; 20901B				Traction	38093		6826
Drive	718500		6733	23201; 23205 Whirlwind			
20904BC				Blade	38095		6834
Drive	719450		6732	Drive	32733		6825
20905; 20905B				23267 25"			
Drive	718500		6733	Blade; W/33" Belt O.C.	70354		6833
20907B; 20908B; 20908BC				Blade; W/34" Belt O.C.	38095		6834
Drive	719450		6732	Drive	32733		6825
20910; 20911B				Traction	38093		6826
Drive	718500		6733	23267 Commercial			
20914B				Blade	32733		6825
Drive	719450		6732	Traction	70354		6833
20915				23300			
Drive	718500		6733	Blade	38166		6840
20916B				Drive	38093		6826
Drive; W/32" Belt O.C.	719450		6732	23301			
Drive; W/33" Belt O.C.	718500		6733	Blade	38166		6840
20917B				Traction	51583		6824
Drive	719450		6732	23301 34"			
20920; 20920B; 20921B				Blade; W/24" Belt O.C.	51583		6824
Drive	718500		6733	Blade; W/26" Belt O.C.	38093		6826
20922B; 20922BC; 20923B				Drive	38166		6840
Drive	719450		6732	23310			
20925; 20925B; 20927B				Blade	38166		6840
Drive	718500		6733	Drive	51583		6824
20928B; 20928BC; 20929B				23450			
Drive	719450		6732	Blade	27199	2610	
21003; 21004; 21073				24003			
Drive	54505		6469BR	Blade	27199	2610	
21100				Drive	271100		6852
Drive	37274		6732	26562			
21101; 21102; 21103; 21104; 21172; 21273; 21373; 21473; 21610; 21647				Blade	655740		6824
Drive	54505		6469BR	26620B; 26620BF; 26620BG			
				Drive	660210		6734
				26621; 26621B; 26622; 26623; 26624			
				Blade	655740		6824
				Drive	660210		6734

Lawn & Garden Equipment

Belts for Walk Behind Mowers

Application	OEM No.	Standard Belts	Premium Belts	Application	OEM No.	Standard Belts	Premium Belts
TORO - Continued				TORO - Continued			
26624C; 26625B				30108			
Drive	660210		6734	Blade	513530		6809BR
26626				Deck	513600		6863
Blade	655740		6824	Drive	514290		6442BR
Drive	660210		6734	Trans.	269670		6840
26630B				30111			
Drive	660210		6734	Cross Deck	271160		6571BR
26630BC				Deck Drive	542750		6838BR
Drive; 1994	660210		6734	Drive	514290		6442BR
Drive; 1995	368070		6734	Traction	269670		6840
26630BG				30112			
Drive	660210		6734	Deck	542750		6838BR
26631B; 26631BC				Drive	514290		② 6442BR
Blade	655740		6824	Traction	269670		6840
Drive	660210		6734	30113			
26632B				Cross Deck	271160		6571BR
Drive	368070		6734	Deck Drive	542750		6838BR
26633B				Drive	514290		6442BR
Blade	655740		6824	Trans.	269670		6840
Drive	368070		6734	30114; 30115			
26635B				Deck	542750		6838BR
Drive	660210		6734	Drive	514290		② 6442BR
26635BC				Traction	269670		6840
Drive; 1994	660210		6734	30116			
Drive; 1995	368070		6734	Cross Deck	271160		6571BR
26635BG				Deck Drive	542750		6838BR
Drive	660210		6734	Drive	514290		6442BR
26636B				Traction	269670		6840
Drive	368070		6734	30117			
26640B; 26640BC; 26641; 26642; 26643B				Deck	542750		6838BR
Drive	660210		6734	Drive	514290		② 6442BR
26651				Traction	269670		6840
Traction	660210		6734	30125			
26680; 26680WG				Eng. To Trans.	269670		6840
Drive	660210		6734	30126			
26682; 26683; 27500; 27501; 27502				Blade	513530		6809BR
Blade	655740		6824	30127			
Drive	660210		6734	Blade	542750		6838BR
30072				30133			
Trans.	269671		6839	Blade	542751		6969
30074				30136			
Eng. To Deck	1106954		6839BR	Blade; Ser. No. 7000001 & After	542750		6838BR
Blade Drive	1106953		6819BR	Eng. To Trans.	269670		6840
30078				30140			
Eng. To Deck	1082715		6840BR	Wheel Drive	1323631		6664BR
Blade Drive	1082716		6810BR	Deck	1403171		6665BR
30079				30144			
Eng. To Deck	1082693		6573BR	Cross Deck	271160		6571BR
Blade Drive	1082694		6650BR	Deck Drive	542750		6838BR
30094				Eng. To Trans.	269670		6840
Eng. To Deck	1106954		6839BR	30152			
Blade Drive	1106953		6819BR	Cross Deck	271160		6571BR
30098				Deck Drive	557660		6971
Eng. To Deck	1082715		6840BR	Eng. To Trans.	269670		6840
Blade Drive	1082716		6810BR	30155 Pro Line 32			
30099				Trans.; W/12.5 H.P., 4-Speed Eng.	269670		6840
Eng. To Deck	1082693		6573BR	30156; 30157			
Blade Drive	1082694		6650BR	Traction	269670		6840
30102				30165; 30166; 30170; 30175; 30176			
Eng. To Trans.	269670		6840	Deck	542750		6838BR
30103				Drive	514290		② 6442BR
Drive	514290		6442BR	Traction	269670		6840
Eng. To Trans.	269670		6840	30180			
30106				Deck; W/36", 44" Deck	542750		6838BR
Deck Drive	542750		6838BR	Deck; W/52" Deck	557660		6971
Drive	514290		② 6442BR	Drive	514290		② 6442BR
Traction	269670		6840	Traction	269671		6839
				30181			
				Deck; W/36", 44" Deck	542750		6838BR
				Deck; W/52" Deck	557660		6971
				Drive	514290		② 6442BR

② Two Required.

Belts for Walk Behind Mowers

Application	OEM No.	Standard Belts	Premium Belts	Application	OEM No.	Standard Belts	Premium Belts
TORO - Continued				TORO - Continued			
30181 - Continued				Commercial S.P. 25"			
Traction	269670		6840	Blade; W/33" Belt O.C.	70354		6833
30185; 30186; 30190				Blade; W/34" Belt O.C.	38095		6834
Drive	824110		6847	Drive	32733		6825
30280				Traction	38093		6826
Blade Drive	1086645		6849BR	Fiesta Guardian 21" 20223; Fiesta Guardian 21" 20227; Fiesta Guardian 21" 20337; Fiesta Guardian 21" 20555; Fiesta Guardian 21" 20571; Fiesta Guardian 21" 20600; Fiesta Guardian 21" 20771; Fiesta Guardian 21" 21073; Fiesta Guardian 21" 21101; Fiesta Guardian 21" 21102			
30284				Drive	54505		6469BR
Eng. To Deck	1106954		6839BR	Fiesta Guardian 21" 21103; Fiesta Guardian 21" 21104; Fiesta Guardian 21" 21172; Fiesta Guardian 21" 21273; Fiesta Guardian 21" 21373; Fiesta Guardian 21" 21473; Fiesta Guardian 21" 21610; Fiesta Guardian 21" 21647			
Blade Drive	1106953		6819BR	Drive	54505		6469BR
30288				Grassmaster 21" 20517			
Eng. To Deck	1082715		6840BR	Belt	249730	1360	6736
Blade Drive	1082716		6810BR	Grassmaster 21" 20550			
30289				Belt			6737
Eng. To Deck	1082693		6573BR	Grassmaster 21" 20562; Grassmaster 21" 20575; Grassmaster 21" 20644; Grassmaster 21" 20657			
Blade Drive	1082694		6650BR	Belt	249730	1360	6736
30484				Grassmaster 21" 20660			
Eng. To Deck	1106954		6839BR	Belt			6737
Blade Drive	1106953		6819BR	Grassmaster 21" 20673; Grassmaster 21" 20690; Grassmaster 21" 20750			
30488				Belt	249730	1360	6736
Eng. To Deck	1082715		6840BR	Greensmaster			
Blade Drive	1082716		6810BR	Belt; W/17" Deck	27115	2360	6836
30489				Drive; W/27" Belt O.C.; W/21" Deck	32251		6827
Eng. To Deck	1082693		6573BR	Drive; W/28" Belt O.C.; W/21" Deck	27113		6828
Blade Drive	1082694		6650BR	Greensmower			
30494				Drive; W/21" Deck	27113		6828
Eng. To Deck	1106954		6839BR	Reel Drive; W/21" Deck	2714		6830
Blade Drive	1106953		6819BR	Groundmaster 117			
30498				Eng. To J.S.	541380		6874
Eng. To Deck	1082715		6840BR	J.S. To Deck	541360		6849
Blade Drive	1082716		6810BR	Groundmaster 120			
30499				Eng. To J.S.	541380		6874
Eng. To Deck	1082693		6573BR	Fan	541390		6755BR
Blade Drive	1082694		6650BR	Groundmaster 322-D			
30632				Alt.	REMF1370		7370
Wheel Drive	1323744		6487BR	Blade	539660		6539BR
30634; 30638				Drive	210890		6972
Wheel Drive	1323631		6664BR	Fan	435910		7516
30672				Groundmaster 327			
Wheel Drive	1323744		6487BR	Alt. & Gov.	258340		6733
30674; 30678				Fan & Idler	266660		7265
Wheel Drive	1323631		6664BR	Guardian 19" 18171; Guardian 19" 18257; Guardian 19" 19273			
30682				Belt	85660		6729
Wheel Drive	1323744		6487BR	HMR 1200; HMR 1600			
30684; 30686; 30688				Belt; W/44" Deck	576990		6882
Wheel Drive	1323631		6664BR	Drive	542750		6838BR
30692				Pro Line 117			
Wheel Drive	1323744		6487BR	J.S. To Deck; W/36", 44" Deck	542750		6838BR
30694; 30696; 30698				J.S. To Deck; W/52" Deck	541360		6849
Wheel Drive	1323631		6664BR	Pro Line 118			
59111				Eng. To J.S.	541380		6874
Deck	285250		6853	J.S. To Deck; W/36", 44" Deck	542750		6838BR
Traction	282650		A100	Pro Line 185			
78355				Eng. To Deck; W/36", 44" Deck	542750		6838BR
Deck	106125		6889	Eng. To Deck; W/52" Deck	557660		6971
Drive	108834		6898	Professional 1; Professional 2; Professional 3			
90506; 90526B				Countershaft	27110	3310	
Drive	718500		6733				
206912							
Drive	623900		6735				
573575							
Deck	285250		6853				
Traction	282650		A100				
660210							
Belt	368070	1340	6734				
Commercial 103; Commercial 110; Commercial 111; Commercial 112; Commercial 116							
Deck	542750		6838BR				
Traction	269670		6840				

Lawn & Garden Equipment

Belts for Walk Behind Mowers

Application	OEM No.	Standard Belts	Premium Belts	Application	OEM No.	Standard Belts	Premium Belts
TORO - Continued				TROY BILT - Continued			
Sportlawn				86C; 86D; 87C; 87D			
Belt; W/17" Deck	2716	2180	6818	Drive	170829		6738
Belt; W/18", 21" Deck	27117	2210	6821	92; 92-929			
Belt; W/20" Deck	27143	2230	6823	Drive	170399		6844
Whirlwind				92B; 92D; 92E			
Belt; W/32" Belt O.C.	37274		6732	Drive	170647		6844
Drive	54505		6469BR	98; 98-229			
Whirlwind Hevi-Duty 23205				Drive	170399		6844
Blade; W/33" Belt O.C.	70354		6833	367-D			
Blade; W/34" Belt O.C.	38095		6834	Drive	170746		6749
Drive	32733		6825	11368			
Traction	38093		6826	Blade; W/8 H.P. Eng.; W/24" Blade			6857
Whirlwind II Deluxe 21" 21666; Whirlwind II Deluxe 21" 21711; Whirlwind II Deluxe 21" 21727; Whirlwind II Deluxe 21" 21738				Gardenway			
Drive	54505		6469BR	Reel Drive	1060		6819
TRACTOR SUPPLY				Hi Wheel I; Hi Wheel II			
44-186				Blade	T236321		6857
Blade	7540109		6843	Trailblazer 1; Trailblazer 2; Trailblazer 3; Trailblazer 4; Trailblazer 5			
Traction; W/31" Belt O.C.	7540121		6831	Cutter Bar	P406416		6842
Traction; W/32" Belt O.C.	7540104		6832	Tuff Cut 1; Tuff Cut 2			
44-1822				Blade			6857
Drive	7540114		6824	Drive	T239661		6736
44-1825				TRU-TEST			
Traction	7540114		6824	JA-210-HW; TA-210-HW			
44-1831				Blade			6940
Blade	7540116		6842	UNICO			
44-1841				118-500			
Traction	7540242		6832	Belt	7540116	2420	6842
44-1842; 44-1843				125-450			
Traction	7540114		6824	Traction	7540935	2310	6831
44-1845				128-220; 128-230			
Blade	7540109		6843	Belt	7540242	2320	6832
Traction	7540104		6832	128-270			
44-1848				Belt	7540114	2240	6824
Blade	7540109		6843	128-272			
Traction	7540121		6831	Traction	7540163		6828
120-270				128-550			
Drive	7540114		6824	Blade	7540109		6843
120-550; 122-550; 123-550				Trans.	7540121		6831
Blade	7540109		6843	158-518			
Traction; W/31" Belt O.C.	7540121		6831	Belt	7540156		6820
Traction; W/32" Belt O.C.	7540104		6832	270-015			
230-131				Belt	7540114	2240	6824
Traction	7540242		6832	510-015; 520-015			
550-131				Belt	7540100	2180	6818
Blade	7540109		6843	1225			
Traction	7540104		6832	Belt	7540116	2420	6842
TRAIL MATE				2180; 2181			
7002				Belt	7540126		6820
Blade			6827	2201-71			
Drive			6950	Traction	7540163		6828
Wheel Drive			6822	2211; 2211-01; 2211-41; 2211-71; 2211-91; 2212			
7004; 7006				Belt	7540114	2240	6824
Blade; W/53" Belt O.C.			6953	2222			
Blade; W/54" Belt O.C.			6954	Blade	7540109		6843
Drive			6829	Trans.	7540121		6831
E-Z Roll				2223; 2225			
Eng. To Deck			6953	Traction	7540239	2290	6829
J.S.			6829	2227-41; 2227-51; 2227-61; 2227-91			
TROY BILT				Traction	7540935	2310	6831
35B; 35C				2228-81-1			
Drive			6844	Belt	7540114	2240	6824
36-7B; 36-7C1; 36-7D; 36-8B				2251			
Drive	170746		6749	Blade	7540114	2240	6824
36B				Drive	7540143		6728
Drive	170738		6747				

Belts for Walk Behind Mowers

Application	OEM No.	Standard Belts	Premium Belts	Application	OEM No.	Standard Belts	Premium Belts
UNICO - Continued				WESTERN AUTO - Continued			
2251-01; 2251-3; 2251-71; 2251-91; 2261-41				2XC3624; 2XC3634			
Blade	7540144	3550	6955	Traction	7540242	2320	6832
Drive	7540143		6728	2XC3637			
UNITED FARM TOOLS, INC.				2XC3715			
884				Traction	7540114	2240	6824
Spindle; W/40" Mower	1272		3V375	2XC3716			
885				Belt; W/42" Belt O.C.	7540116	2420	6842
Spindle; W/60" Mower	1501		6965	Belt; W/43" Belt O.C.	7540109		6843
VEMCO				2XC3716			
HP22; SP22				Belt			
Belt			6834	2XC3717			
WEST POINT				Blade			
VC; VC-1				Traction			
Belt; W/36" Belt O.C.	9081	3360	6936	2XC3724			
Belt; W/46" Belt O.C.	9065	3460	6946	Traction	7540242	2320	6832
VC-2A; VC-3				2XC3737			
Eng.		3440	6944	Traction	7540114	2240	6824
Reel Drive	9127	3500	6950	2XC3833			
VC-3A				Drive			
Belt; W/42" Belt O.C.	9793	3420	6942	2XC4234			
Belt; W/50" Belt O.C.	9127	3500	6950	Blade	7540935	2310	6831
VC-4				Drive			
Belt	9127	3500	6950	2XC4334			
VC-4A				Belt			
Belt; W/42" Belt O.C.	9793	3420	6942	2XC4429			
Belt; W/50" Belt O.C.	9127	3500	6950	Blade	7540141		6183
VC-6				2XC4434; 2XC4444			
Belt	9382	3370	6937	Traction	7540114	2240	6824
VC-12				2XC4448			
Belt	9202	3290	6929	Drive	7540126		6820
VC-13				2XC4522			
Belt; W/28" Belt O.C.	9596	2280	6828	Belt	7540109		6843
Belt; W/29" Belt O.C.	9587	2290	6829	2XC4524			
VC-18				Drive			
Belt		2280	6828	2XC4534			
VC-20				Blade			
Belt	9631	2300	6830	Traction	7540144	3550	6955
Veri-Cut				2XC6324			
Belt; W/36" Belt O.C.	9081	3360	6936	Belt	7540935	2310	6831
Belt; W/44" Belt O.C.		3440	6944	2XC6334; 2XC6344; 2XC6345			
Belt; W/46" Belt O.C.	9065	3460	6946	Traction	7540114	2240	6824
VG-1				2XC6414			
Belt; W/42" Belt O.C.	9793	3420	6942	Belt	7540935	2310	6831
Belt; W/50" Belt O.C.	9127	3500	6950	2XC6434			
VG-2				Traction			
Belt	9127	3500	6950	2XC6522			
VG-20				Belt			
Belt	9649		3V315	2XC6524; 2XC6534			
WP-2A				Blade; W/43" Belt O.C.			
Belt	9852	2200	6820	Blade; W/55" Belt O.C.	7540109	3550	6843
WESTERN AUTO				Blade; W/55" Belt O.C.			
2X2603; 2X2703; 2X2903				Drive; W/28" Belt O.C.			
Belt	100140	2170	6817	Drive; W/31" Belt O.C.	7540121		6831
2X6414				Drive; W/32" Belt O.C.	7540177		6832
Belt	7540935	2310	6831	93-6334-2; 93-6354-0			
2X6434				Traction	7540114	2240	6824
Traction	7540239	2290	6829	93-6524-8			
2XC3240; 2XC3442				Blade	7540109		6843
Belt	7540239	2290	6829	Trans.	7540177		6832
2XC3538				93-6614-7			
Blade	7540109		6843	Drive	7540219	2260	6826
Trans.	7540104		6832	93-6624-6			
2XC3539				Drive; W/28" Belt O.C.	7540163		6828
Belt	7540109		6843	Drive; W/31" Belt O.C.	7540935	2310	6831
WESTERN AUTO				118-530			
123-270; 123-280; 123-290				Belt			
Traction	7540114	2240	6824	123-270; 123-280; 123-290			
				Traction			
				7540114			
				2240			
				6824			

Lawn & Garden Equipment

Belts for Walk Behind Mowers

Application	OEM No.	Standard Belts	Premium Belts	Application	OEM No.	Standard Belts	Premium Belts
WESTERN AUTO - Continued				WESTERN AUTO - Continued			
123-550				MTD7129A88 - Continued			
Blade	7540109		6843	Eng. To J.S.	7540245		6859
Traction	7540121		6831	J.S. To Trans.	7540244		6840
123-690				WHEEL HORSE			
Traction	7540239	2290	6829	2-5000			
128-220				Traction	104290	1293	
Traction	7540242	2320	6832	WHEELER			
128-550				WHW-22CD			
Blade	7540109		6843	Blade	170647		6844
Traction	7540121		6831	WHITE OUTDOOR PRODUCTS			
7109B88				118R; 123-898C			
Blade	7540326		6862	Drive	7540343		6731
Traction	7540327		6828	124-294			
MTD414A88				Belt	7540114	2240	6824
Blade	7540328		6949	124-364; 124-374			
Traction	7540344		6873	Traction	7540252		6833
MTD3944A98; MTD3944B98				124-574			
Traction	7540343		6731	Blade	7540267		6859
MTD4114A68				148N; 166B			
Traction	7540104		6832	Drive	7540343		6731
MTD4146A68				202; 204			
Blade	7540326		6862	Drive	7540104		6832
Traction	7540327		6828	365; 366; 367			
MTD4146A78				Drive	7540292		6826
Blade	7540327		6928	476B; 476R; 488N			
MTD4234				Drive	7540346		6411BR
Traction	7540242	2320	6832	560B			
MTD4334				Drive; W/28" Belt O.C.	7540327		6928
Belt	7540935	2310	6831	Drive; W/62" Belt O.C.	7540326		6862
MTD4434				573; 574			
Traction	7540114	2240	6824	Blade; W/28" Belt O.C.	7540143		6728
MTD4522				Blade; W/59" Belt O.C.	7540267		6859
Belt	7540109		6843	795; 797			
MTD4524				Belt; W/26" Deck	7540264		6639BR
Blade	7540109		6843	826-B; 826-E; 826-R; 828R; 848E; 848R; 898N			
Traction	7540121		6831	Drive	7540343		6731
MTD4534				990-005; 990-142			
Blade	7540144	3550	6955	Drive	7540935	2310	6831
Traction	7540143		6728	990-145			
MTD6334; MTD6344				Drive; W/28" Belt O.C.	7540163		6828
Traction	7540114	2240	6824	Drive; W/31" Belt O.C.	7540935	2310	6831
MTD6414A37				991-142			
Belt	7540935	2310	6831	Drive	7540935	2310	6831
MTD6434A37				991-145			
Traction	7540239	2290	6829	Drive	7540163		6828
MTD6522				991-246			
Belt	7540109		6843	Belt	7540114	2240	6824
MTD6524A08				991-247			
Blade	7540109		6843	Blade	7540144	3550	6955
Trans.	7540177		6832	Trans.	7540143		6728
MTD6524A37; MTD6524A47				991-260			
Blade	7540109		6843	Belt	7540252		6833
Traction	7540121		6831	994-371			
MTD6524A57; MTD6524A77				Belt	7540114	2240	6824
Blade	7540109		6843	994-372; 994-373			
Trans.	7540177		6832	Belt	7540252		6833
MTD6534				994-374			
Blade	7540144	3550	6955	Blade	7540267		6859
Traction	7540143		6728	E8980			
MTD6624				Drive	7540343		6731
Belt	7540935	2310	6831	WHITE STORES			
MTD7109A88; MTD7109B88				86-305; 87-305			
Blade	7540151		6967	Drive	7540114	2240	6824
MTD7115A88							
Blade	7540329		6630BR				
MTD7129A88							
Blade	7540349		6637BR				
Deck	7540350		6464BR				

Belts for Walk Behind Mowers

Application	OEM No.	Standard Belts	Premium Belts	Application	OEM No.	Standard Belts	Premium Belts
WHITE STORES - Continued				WRIGHT MANUFACTURING, INC. - Continued			
87-308				WV3215B; WV3215KAW; WV3215KOH - Continued			
Blade	7540116	2420	6842	Hydro.; Ser. No. 28215 & After	71460066		6820BR
87-311				Deck Drive; Ser. No. 28215 & After	71460003		6815BR
Blade	7540109		6843	WV3615KAW; WV3617KAW; WV3617KAWRE			
Traction; W/31" Belt O.C.	7540121		6831	Hydro.; Ser. No. 28214 & Before	71460041		6685BR
Traction; W/32" Belt O.C.	7540177		6832	Hydro.; Ser. No. 28215 & After	71460066		6820BR
87-312				Deck Drive; Ser. No. 28214 & Before	71460043		6839BR
Blade	7540109		6843	Deck Drive; Ser. No. 28215 & After	71460013		6839BR
Traction	7540177		6832	WV4815KAW; WV4817KAW; WV4817KAWRE;			
87-757; 87-760				WV4819KAW			
Drive	7540114	2240	6824	Hydro.; Ser. No. 28214 & Before	71460041		6685BR
87-765				Hydro.; Ser. No. 28215 & After	71460066		6820BR
Drive	7540163		6828	Eng. To Deck; Ser. No. 28214 & Before	71460043		6839BR
87-767				Eng. To Deck; Ser. No. 28215 & After	71460013		6839BR
Drive	7540935	2310	6831	Blade Drive; Ser. No. 28215 & After	71460070		6822BR
87-770				WV5217KAW; WV5217KAWRE; WV5219KAW			
Blade	7540109		6843	Hydro.; Ser. No. 28214 & Before	71460041		6685BR
Traction	7540177		6832	Hydro.; Ser. No. 28215 & After	71460066		6820BR
87-7125				Eng. To Deck; Ser. No. 28214 & Before	71460043		6839BR
Drive	7540114	2240	6824	Eng. To Deck; Ser. No. 28215 & After	71460071		6856BR
87-7234				Blade Drive; Ser. No. 28214 & Before	71460002		6564BR
Drive	7540242	2320	6832	Blade Drive; Ser. No. 28215 & After	71460065		6823BR
87-7248				WVG3215KAW; WVG3216KAW			
Belt	7540252		6833	Eng.	71460095		A40
110-500				Wheel Drive	71460087		6440BR
Blade	7540116	2420	6842	Deck Drive	71460107		6866BR
110-530				WVG3615KAW; WVG3616KAW			
Blade	7540109		6843	Eng.	71460095		A40
112-500; 113-500-02; 114-500				Wheel Drive	71460087		6440BR
Blade	7540116	2420	6842	Deck Drive	71460013		6839BR
115-500				WVG4815KAW; WVG4816KAW; WVG4817KAW			
Blade	7540109		6843	Eng.	71460095		A40
120-270				Wheel Drive	71460087		6440BR
Drive	7540114	2240	6824	Eng. To Deck	71460013		6839BR
120-320				Blade Drive	71460070		6822BR
Drive	7540242	2320	6832	WVH3216KAW			
120-550				Hydro.	71460066		6820BR
Blade	7540109		6843	Deck Drive	71460003		6815BR
Traction	7540121		6831	WVH3616KAW; WVH3618KAWRE			
120-570				Hydro.	71460066		6820BR
Blade	7540144	3550	6955	Deck Drive	71460013		6839BR
Traction	7540143		6728	WVH4818KAWRE			
122-290				Hydro.	71460066		6820BR
Drive	7540114	2240	6824	Eng. To Deck	71460013		6839BR
122-550				Blade Drive	71460070		6822BR
Blade	7540109		6843	WVH5218KAWRE; WVH5220KAW			
Traction	7540121		6831	Hydro.	71460066		6820BR
123-220				Eng. To Deck	71460071		6856BR
Drive	7540242	2320	6832	Blade Drive	71460065		6823BR
123-290				WVP3215KAW			
Drive	7540114	2240	6824	Hydro.	71460066		6820BR
123-550				Deck Drive	71460003		6815BR
Blade	7540109		6843	WVP3615KAW; WVP3617KAW;			
Traction	7540121		6831	WVP3617KAWRE			
124-290; 124-294				Hydro.	71460066		6820BR
Drive	7540114	2240	6824	Deck Drive	71460013		6839BR
124-550				WVP4815KAW; WVP4817KAW;			
Blade	7540109		6843	WVP4817KAWRE; WVP4819KAW			
Traction	7540121		6831	Hydro.	71460066		6820BR
125-550				Eng. To Deck	71460013		6839BR
Blade	7540109		6843	Blade Drive	71460070		6822BR
Traction	7540104		6832	WVP5217KAWRE; WVP5219KAW			
153-518				Hydro.	71460066		6820BR
Drive	7540126		6820	Eng. To Deck	71460071		6856BR
WRIGHT MANUFACTURING, INC.				YARD HOGG			
WV3215B; WV3215KAW; WV3215KOH				High Wheel			
Hydro.; Ser. No. 28214 & Before				Eng. To Deck			
			6842				6953

Lawn & Garden Equipment

Belts for Walk Behind Mowers

Application	OEM No.	Standard Belts	Premium Belts
YARD HOGG - Continued			
High Wheel - Continued			
J.S. To J.S.			6829
YARD MACHINES			
12A-138C			
Drive7540343			6731
12A-260A; 12A-264A			
Drive7540466			6737
12A-288C			
Drive7540484			6739
12A-378N; 12A-379B			
Drive7540271			6557BR
12A-455G			
Drive7540465			6736
12A-458B			
Drive7540271			6557BR
12A-468N			
Drive7540465			6736
12A-528N			
Drive7540369			6426BR
12A-529B			
Drive7540483			6738
12A-568N			
Drive7540465			6736
12A-588N			
Drive7540466			6737
YARD-MAN			
44"			
Eng. To Left Blade; W/16 H.P. Eng.7540230			6755BR
46"			
Blade - Left To Right; W/16 H.P. Eng.7540293			6501BR
121-118R			
Drive7540343			6731
121-638R			
Drive7540327			6928
121-898B; 121-898F; 121-898R; 121C898B; 121C898E; 121C898R			
Drive7540343			6731
1300-1			
Eng. To J.S.165120			6818
2560-0-6			
Drive7540935			6831
12213			
Drive7540104			6832
12294			
Drive7540114	2240		6824
12304-0; 12304-1; 12304-8; 12304-9; 12306-0; 12306-1; 12344-0			
Drive7540935			6831
12344-1			
Drive7540252	2330		6833
12346-0			
Drive7540935			6831
12346-1			
Drive7540252	2330		6833
12351-0; 12351-1; 12351-8; 12351-9; 12352; 12355; 12357			
Drive7540935			6831
12365			
Drive7540292			6826
12374; 12376			
Drive7540252	2330		6833
12550-0; 12550-1			
Blade7540109			6843
Drive7540177			6832

Application	OEM No.	Standard Belts	Premium Belts
YARD-MAN - Continued			
12553			
Belt; W/33" Belt O.C.7540146			6833
Belt; W/44" Belt O.C.7540274			6844
12554			
Belt; W/33" Belt O.C.7540146			6833
Belt; W/44" Belt O.C.7540222			6844
12560			
Blade; W/5 H.P. Eng.7540326			6862
Traction; W/5 H.P. Eng.7540327			6928
12570; 12570-0; 12570-1			
Blade7540144	3550		6955
Drive7540143			6728
12574			
Belt; W/28" Belt O.C.7540143			6728
Belt; W/59" Belt O.C.7540267			6859
12871; 12872; 12884; 12886			
Drive7540343			6731
15585; 15590			
Drive165120			6818
21031			
Drive7540216			6729
21430			
Drive7540325			6857
21700			
Drive7540190			6839
24596; 24604			
Drive7540142			6673BR
31183; 31184; 31193			
Drive7540101			6517BR
31340			
Drive7540256			6729
High Wheeler 26"			
Blade; W/5 H.P. Eng.7540326			6862
YAZOO			
A-33-22			
Blade; W/Clinton Eng.; 1970 & Newer205041		2490	
Blade; W/Wisconsin Eng.; 1970 & Newer205039		2390	6839
Friction Drive; W/26" Belt O.C.; 1970 & Newer 205426			6826
Friction Drive; W/42" Belt O.C.; 1970 & Newer 205142			6842
AV20; AV20-FSP			
Blade205039		2390	6839
Friction Drive205425			6825
AV22-FSP			
Blade205041		2490	
Friction Drive205426			6826
B24			
Blade205044		2440	6844
B33-24FSP; B33-24SP			
Belt; W/26" Belt O.C.205426			6826
Belt; W/28" Belt O.C.205028		2280	6828
Belt; W/44" Belt O.C.205144			6844
Belt; W/45" Belt O.C.205045			6845
Belt; W/58" Belt O.C.205058		2580	6858
B-3			
Blade; 1970 & Newer205144			6844
B-6			
Blade; W/B. & S. Eng.205042			6842
Blade; W/Wisconsin Eng.205144			6844
B-33			
Blade; 1970 & Newer205144			6844
Friction Drive205426			6826
B-66			
Blade; W/B. & S. Eng.205042			6842
Friction Drive205425			6825
H-66-26			
Blade205144			6844
Friction Drive205429			6829

Belts for Walk Behind Mowers

Application	OEM No.	Standard Belts	Premium Belts
YAZOO - Continued			
Harry S-22			
Traction	205049	2490	
P20			
Blade; W/39" Belt O.C.	205039	②2390	
Blade; W/45" Belt O.C.	205045		6845
Traction	205425		6825
P22; P24			
Blade; W/44" Belt O.C.	205144		6844
Blade; W/45" Belt O.C.	205045		6845
Traction	205425		6825
PTO			
Belt	205137		6940
PTOB; PTOW			
Trans.; W/Wisconsin Eng.	205074		6976
S20			
Blade; W/39" Belt O.C.	205039	②2390	
Blade; W/44" Belt O.C.	205044	2440	6844
Blade; W/45" Belt O.C.	205045		6845
Traction	205425		6825
S22			
Blade	205512		6843
Traction	205425		6825
S24			
Blade	205042		6842
Traction	205425		6825
S26			
Blade	205147	②2470	
W36			
Traction	205333		3V335
YAZOO/KEES			
KHKW36140; KHKW36151			
Deck	101959		6812BR
KHKW48170; KHKW48171			
Primary	101958		6814BR
KKFW48180			
Deck	103240		6787BR
KKH36132			
Deck	101959		6812BR
Drive	101956		6813BR
KKW32121; KKW32132			
Deck	102148		6573BR
KKW36121; KKW36132; KKW36141			
Deck	101959		6812BR
Drive	101956		6813BR
KKW48141; KKW48151; KKW48152			
Drive	101956		6813BR
Primary	101958		6814BR

② Two Required.

Belts for Compact Tractors

Order Belts and Hose by Our Number. Manufacturers' Part Number is shown for reference only.

Lawn & Garden Equipment

Application	OEM No.	Standard Belts	Premium Belts	Application	OEM No.	Standard Belts	Premium Belts
ALLIS-CHALMERS				INTERNATIONAL			
5015 Compact Snow Thrower Attachment; W/52" Auger	2087759		6866	235; 254 Fan & Alt	MD007528		7370
5020 Compact; 5030 Compact Fan	2097654		▲9400HD	284 Diesel Fan & Alt	197810984		▲9390HD
5220 Fan & Alt			▲9380HD	JOHN DEERE			
ARMSTRONG TRACTOR CO.				324 Compact Forward	M81036		6833
1872; 2070; 2072 Deck			6956	Reverse	M81035	2330	6833
2174 Hyd. Pump	6949	2400		624 Compact Forward	M81036		6833
BOLENS				Reverse	M81037		6832
G152 Compact; G154 Compact; G174 Compact Fan & Alt	1873737		7350	650 Compact Fan & Gen.	CH15509		▲9360HD
G192 Compact; G194 Compact Fan & Alt	1876225		▲9385HD	655 Compact Fan & Alt	M800313		7345
G242 Compact; G244 Compact Fan & Alt	1876226		▲9385HD	750 Compact Fan & Gen.	CH15509		▲9360HD
CASE, J.I.				Fan & Alt			▲9365HD
DX35 Fan & Alt	301525A1		▲9370HD	755 Compact; 756 Compact Fan & Alt	M800313		7345
DX40; DX45 Fan	301525A1		▲9370HD	770 Compact Fan & Alt; W/35 5/8" Belt O.C.	M800313		7345
CUB CADET				Fan & Alt; W/41 3/8" Belt O.C.	M802627		▲9412HD
5264 Compact Fan	BS821075		7370	820 Compact; 820A Compact Drive; W/Rear Tine Tiller	PT7513		6722
7232 Compact; 7233 Compact; 7234 Compact; 7235 Compact Fan & Alt	REMF1360		7360	850 Compact Fan & Alt; Ser. No. 007760 & Before			▲9375HD
FORD				Fan & Alt; Ser. No. 007761 & After	CH14022		▲9400HD
1100 Compact; 1110 Compact Fan & Alt	13321		7320	Fan & Alt; Ser. No. 016000 & Before			▲9375HD
1210 Compact Fan & Alt	REMF1315		7315	Fan & Alt; Ser. No. 016001 & After	CH14022		▲9400HD
1300 Compact Fan & Alt	13321		7320	855 Compact; 856 Compact Fan & Alt	M805441		▲9385HD
1310 Compact Fan & Alt	13311		7312	870 Compact Fan & Alt			▲9412HD
1320 Compact Fan & Alt	SBA080109024		▲9380HD	900HC Compact Fan & Alt	CH14022		▲9400HD
1500 Compact Fan & Alt			▲9440HD	950 Compact Fan & Alt; Ser. No. 018059 & Before	CH10367		▲9380HD
1510 Compact Fan & Alt.; W/35 1/8" Belt O.C.	REMF1350		7350	Fan & Alt; Ser. No. 018060 & After	CH12865		▲9412HD
Fan & Alt.; W/51" Belt O.C.	REMF1510		7512	Fan & Alt; Ser. No. 020000 & Before			▲9380HD
1520 Compact Fan & Alt	SBA080109024		▲9380HD	Fan & Alt; Ser. No. 020001 & After	CH12865		▲9412HD
1600 Compact; 1700 Compact Fan & Alt			▲9440HD	955 Compact Fan & Alt	M805011		▲9375HD
1710 Compact Fan & Alt.; W/35 1/8" Belt O.C.	REMF1350		7350	970 Compact Fan & Alt			▲9412HD
Fan & Alt.; W/51" Belt O.C.	REMF1510		7512	Primary	M82734		6860
1720 Compact Fan & Alt.; W/38" Belt O.C.	SBA080109024		▲9380HD	Secondary	M82462		6743BR
Fan & Alt.; W/37 3/4" Belt O.C.			▲9375HD	1050 Compact; 1051 Compact Fan & Alt.; W/41 1/4" Belt O.C.	CH12865		▲9412HD
1900 Compact; 1910 Compact Fan & Alt			▲9440HD	Fan & Alt.; W/49 1/4" Belt O.C.	REMF6480		▲9490HD
1920 Compact Fan & Alt.; W/37 1/2" Belt O.C.			▲9375HD	1070 Compact Fan & Alt	M802627		▲9412HD
Fan & Alt.; W/44 1/4" Belt O.C.	REMF6430		▲9440HD	1250 Compact; 1450 Compact; 1650 Compact Fan	CH16856		▲9465HD
2120 Compact Fan & Alt			AX42	2520 Compact Fan	M801821		▲9390HD
				3203 Compact; 3320 Compact Fan	LVU11661		▲9415HD
				4100 Compact Fan	M802674		7360
				4200 Compact Fan			▲9390HD
				4300 Compact; 4400 Compact Fan	M808685		▲9412HD

▲ Standard Belt May Also Be Available.

Belts for Compact Tractors

Application	OEM No.	Standard Belts	Premium Belts	Application	OEM No.	Standard Belts	Premium Belts
JOHN DEERE - Continued				KUBOTA - Continued			
4500 Compact; 4600 Compact				BX1800 Compact; BX1850 Compact; BX1860 Compact			
Fan; W/40" Belt O.C.	M802627		▲9412HD	Fan	1588197010		7345
Fan; W/41 1/2" Belt O.C.	M809527		▲9425HD	Blade Drive; W/54" Deck	K535134710		6796BR
4700 Compact				BX2350 Compact			
Fan	M809527		▲9425HD	Fan	1688397010		7350
5200 Compact; 5300 Compact; 5400 Compact				BX2360			
A.C.	R128502		▲9630HD	Fan	1688397010		7350
Fan	R73784		TR22525	Blade Drive; W/54" Deck	K535134710		6796BR
5500 Compact				BX2660			
A.C.	R128502		▲9630HD	Fan	1624197010		7370
Fan; W/Cab	E75596		TR22553	Blade Drive; W/54" Deck	K535134710		6796BR
Fan; W/O Cab	N150864		TR22545	D850-BWS			
KUBOTA				Fan & Alt.; W/18 H.P. Eng.	FM355		7355
1345DT				D1402			
Fan & Alt.; W/D1310A, V1501A Eng.			7420	Fan & Alt.; W/D1310A, V1501A Eng.; W/28.5 H.P. Eng.			7420
B1550 Compact				G2460			
Fan & Alt.; W/D950 Diesel Eng.	7000073783		7360	Fan	1588197010		7345
Blade Drive; W/48" Deck	7008001245		6998	Blade Drive; W/54" Deck	K535134710		6796BR
B2320 Compact; B2620 Compact				G3200; G4200; G4200H			
Fan & W.P.	1624197010		7370	Fan & Alt.	1584197010		7320
Blade Drive; W/54" Deck	K535134710		6796BR	Blade Drive; W/40" Deck	7071334770		6984
B2630 Compact				Blade Drive; W/44" Deck	7071234710		6989
Alt.	1624197010		7370	G5200; G5200H			
B2920 Compact				Fan & Alt.	1584197010		7320
Fan	1624197010		7370	Blade Drive; W/40" Deck	7071334770		6984
Blade Drive; W/54" Deck	K535134710		6796BR	Blade Drive; W/44" Deck	7071234710		6989
B3000; B3030 Compact				Blade Drive; W/48" Deck	7650034710		B94
Alt.	1624197010		7370	G6200; G6200H			
B4200 Compact				Fan & Alt.	1588197010		7345
Fan; W/D6550A, D750A, Z500A, 71600 Eng.	7000073818		7300	Blade Drive; W/40" Deck	7071334770		6984
Blade Drive; W/48" Deck	7008001245		6998	Blade Drive; W/44" Deck	7071234710		6989
B5100 Compact				Blade Drive; W/48" Deck	7650034710		B94
Fan; W/D6550A, D750A, Z500A, 71600 Eng.	7000073818		7300	L175 Compact; L185 Compact; L185DT Compact			
B5100E Compact				Fan & Alt.	1522172530		7400
Fan; W/D6550A, D750A, Z500A, 71600 Eng.	1523172530		7300	L200 Compact; L210 Compact			
B5200 Compact				Fan & Alt.	0751000048		▲9490HD
Fan & Alt.; W/D950 Diesel Eng.	7000073783		7360	L225 Compact			
Blade Drive; W/48" Deck	7008001245		6998	Fan & Alt.	1532172532		7410
B6000 Compact				L225DT Compact			
Fan; W/D6550A, D750A, Z500A, 71600 Eng.	7000073818		7300	Fan & Alt.	1532172530		7410
B6100 Compact				L235 Compact			
Fan; W/D6550A, D750A, Z500A, 71600 Eng.	7000073783		7360	Fan & Alt.; W/D1310A, V1501A Eng.	1540197010		7417
B6100E Compact				L245 Compact			
Fan; W/D6550A, D750A, Z500A, 71600 Eng.	1523172530		7300	Fan & Alt.; W/41 5/8" Belt O.C.	1532172530		7410
B6200 Compact				L245DT Compact			
Fan & Alt.; W/D950 Diesel Eng.	7000073783		7360	Fan & Alt.; W/42 1/8" Belt O.C.			7417
P.T.O.; W/48" Deck	7072232430		6941	L245H Compact			
Blade Drive; W/60" Deck	7072534710		B117	Fan & Alt.; W/43 1/8" Belt O.C.			7425
B7000 Compact				L260 Compact			
Fan; W/D6550A, D750A, Z500A, 71600 Eng.	1523172530		7300	Fan & Gen.	1560197010		▲9440HD
B7100 Compact				L275DT Compact			
Fan; W/D6550A, D750A, Z500A, 71600 Eng.	7000073818		7300	Fan & Alt.; W/D1310A, V1501A Eng.	1540197010		7417
B7200 Compact				P.T.O.	7072232430		6941
Fan & Alt.; W/D950 Diesel Eng.	7000073783		7360	L285 Compact			
B7800 Compact				Fan & Alt.	1540197010		7417
Fan	1624197010		7370	L285DT Compact			
B8200 Compact				Fan & Alt.; W/D1310A, V1501A Eng.	1519697010		▲9430HD
Fan & Alt.; W/D950 Diesel Eng.	7000073783		7360	L295DT Compact			
Blade Drive; W/60" Deck	7072234710		B108	Fan & Alt.; W/D1301A Eng.	1532172530		7410
B9200 Compact				L305 Compact; L305DT Compact; L345 Compact; L345DT Compact			
Fan & Alt.; W/D950 Diesel Eng.	7000073783		7360	Fan & Alt.; W/D1310A, V1501A Eng.	1540197010		7417
BX24 Compact				L355S Compact			
Fan	1688397010		7350	Fan & Alt.; W/V1702A Diesel Eng.	1546997010		▲9425HD
Blade Drive; W/54" Deck	K535134710		6796BR	L1302 Compact			
Alt.			7350	Fan & Alt.; W/D1402 Diesel Eng.	REMF1425		7425
BX25							
Fan	1688397010		7350				
Blade Drive; W/54" Deck	K535134710		6796BR				

▲ Standard Belt May Also Be Available.

Belts for Compact Tractors

Application	OEM No.	Standard Belts	Premium Belts
KUBOTA - Continued			
L2050 Compact			
Fan & Alt.	1736797010		7430
P.T.O.	7072232430		6941
L2250DT Compact; L2550DT Compact; L2550DTGST Compact			
Fan & Alt.	1733197010		7425
L2850 Compact			
Fan & Alt.	1519697010	▲9430HD	
L3350 Compact			
Fan & Alt.	1547197010	▲9420HD	
L3600 Compact			
Fan & Alt.	6415		7417
L4150 Compact			
Fan & Alt.	1519697010		9430
M8030 Compact			
Fan & Alt.	REMF1450	Ⓣ7450	
T1400H			
Blade	LB69		6970
Eng. To J.S.			6970
J.S. To Blade			6968
MAHINDRA			
2415			
Fan			7375
MASSEY FERGUSON			
205-4 Compact			
Fan & Alt.		▲9380HD	
210-4 Compact; 220 Compact			
Fan & Alt.		▲9400HD	
1010 Compact; 1020 Compact			
Fan & Alt.		▲9380HD	
1030 Compact			
Fan & Alt.		▲9451HD	
1045 Compact			
Fan & Alt.		▲9430HD	
GC2300; GC2310			
Fan			7335
MITSUBISHI			
R1500; R2500			
Fan & Gen.	K7974241		▲9420HD
REFORM			
Metrac 3003 K			
Fan & Alt.	REMF6415		▲9425HD
SATOH			
S370 Beaver; S370D Beaver			
Fan & Alt.	KMD011351		7345
S373 Beaver 3; S470 Buck; S470D Buck			
Fan & Alt.	REMF1370		7370
S650G Bison			
Fan & Alt.	FM416		7420
W.P., Gov. & Idler	FM41		7417
S750D Stallion			
Fan & Alt.	913678030	▲9412HD	
S6300 Bull			
Fan & Alt.			7395
SIMPLICITY			
9518; 9523; 9528; 2097106; 2097107; 2097150; 2097151; 2097173; 2097185; 2097242			
Fan	2097654		▲9400HD
2097352; 2097353; 2097354; 2097355; 2297353			
Fan	2097654		▲9400HD

Application	OEM No.	Standard Belts	Premium Belts
YANMAR			
YM135 Compact			
Fan			7290
Fan & Alt.	17291		▲9290HD
YM140 Compact; YM140D Compact			
Fan & Alt.	121522		▲9360HD
YM146 Compact; YM146D Compact			
Fan & Alt.			▲9341HD
YM147 Compact; YM147D Compact			
Fan & Alt.	121522		▲9360HD
YM155 Compact; YM155D Compact			
Fan			7290
Fan & Alt.	17291		▲9290HD
YM165 Compact; YM165D Compact			
Fan & Alt.	12406442290		▲9290HD
YM169 Compact; YM169D Compact			
Fan & Alt.	124064		▲9290HD
YM180 Compact; YM180D Compact			
Fan & Alt.	121023		▲9335HD
YM186 Compact; YM186D Compact			
Fan & Alt.; W/3T72HA Eng.	12102342290		▲9335HD
YM187 Compact; YM187D Compact			
Eng. To Deck	3316808		6732
Fan & Alt.; W/33 1/2" Belt O.C.	121023		▲9335HD
Fan & Alt.; W/35" Belt O.C.			▲9350HD
YM195 Compact			
Fan & Alt.; W/2TR20A Eng.	124240		▲9390HD
YM220 Compact; YM226 Compact			
Fan & Alt.; W/3T72HA Eng.	12102342290		▲9335HD
YM240 Compact			
Fan & Alt.; W/2TR20A Eng.	124240		▲9390HD
YM330 Compact			
Fan & Alt.; W/2Tr20 Eng.	124756		▲9380HD
W.P.; W/2Tr20 Eng.	124240		▲9390HD
YM336 Compact			
Fan & Alt.; W/3T72HA Eng.			▲9412HD

▲ Standard Belt May Also Be Available.

Ⓣ Two Required.

Belts for Snow Blowers/Throwers

Order Belts and Hose by Our Number. Manufacturers' Part Number is shown for reference only.

Application	OEM No.	Standard Belts	Premium Belts	Application	OEM No.	Standard Belts	Premium Belts
ACE HARDWARE				ARIENS - Continued			
318-100				10M-L55; 10M-L60; 10M-L60D			
Drive	7540223		6736	Belt	34X88		3V355
318-450; 318-550				824			
Auger	7540257		6738	Drive	72130		6839
Traction	7540256		6729	10942; 10954; 10955; 10962; 10965; 10969; 10970; 10975; 10995			
318-586				Auger	72047		6671BR
Traction	7540256		6729	22999			
AIRCAP				Belt	72056		6832
8421				724005			
Auger	7540101		6517BR	Drive	72083		6376
PJ602/8431; PJ603/8441				824005			
Auger	7540367		6390	Blade	72045	3360	
ALLIS-CHALMERS				831025; 831032			
420				Belt; W/46" Belt O.C.	072095		6846
Blower; Mfr. No. 1691174	1674312		6837	Belt; W/50" Belt O.C.	072096		6850
522				832001			
Auger; Mfr. No. 1691412	1674312		6837	Drive	72110		6871
Trans.; Mfr. No. 1691412	1674308		6390	832002; 832003; 832004			
724				Auger	72114		6583
Blower; Mfr. No. 1691143	1666655		6841	910002; 910006; 910007; 910008			
Drive; Mfr. No. 1691143	1672732		6731	Belt	72047		6671BR
Sno-Bee				910009; 910010			
Blower; W/4 H.P. Eng.; Mfr. No. 2025051	176917		6837	Drive	72072		6837
Blower; W/6 H.P. Eng.; Mfr. No. 2025052	1717393		6836	910014			
Blower; W/7 H.P. Eng.; Mfr. No. 2025073	161098		6839	Belt	72047		6671BR
Drive; W/4 H.P. Eng.; Mfr. No. 2025051	1665706		6839	910016; 910018			
Drive; W/6 H.P. Eng.; Mfr. No. 2025052	121216		6838	Drive	72072		6837
Drive; W/7 H.P. Eng.; Mfr. No. 2025073	106689		6855	910019			
Sno-Pro 21				Belt	72047		6671BR
Trans.	2026268		6839	910020; 910021			
Sno-Pro 24; Sno-Pro 28				Drive	72072		6837
Trans.	2029789		6734	910942; 910954; 910955; 910962; 910965; 910995			
Tracker				Auger	72047		6671BR
Blower; W/4 H.P. Eng.; W/35" Belt O.C.; Mfr. No. 2029954, 2029970	121078		6835	922002; 922003; 922006; 922008; 922009; 922010; 922012; 922014; 922016; 922018			
Blower; W/4 H.P. Eng.; W/37" Belt O.C.; Mfr. No. 2029954, 2029970	176917		6837	Blower	072056	2320	6832
Blower; W/5 H.P. Eng.; Mfr. No. 1690071, 2029956	161098		6839	922019; 922020; 922022; 922024; 922025; 922999			
Blower; W/6 H.P. Eng.; Mfr. No. 2029955	1717393		6836	Blower	072056	2320	6832
Blower; W/7 H.P. Eng.; Mfr. No. 2029971	161098		6839	924013; 924016			
Drive; W/4 H.P. Eng.; Mfr. No. 2029954, 2029970	1665706		6839	Blower	072072		6837
Drive; W/5 H.P. Eng.; Mfr. No. 1690071	1675704		6390	Traction	072066		6734
Drive; W/6 H.P. Eng.; Mfr. No. 2029955	1665706		6839	924018; 924020; 924022			
Drive; W/7 H.P. Eng.; W/55" Belt O.C.; Mfr. No. 2029956, 2029971	106689		6855	Belt; W/30" Belt O.C.	072084		6730
Drive; W/7 H.P. Eng.; W/61" Belt O.C.; Mfr. No. 2029956, 2029971	1650352		6761	Belt; W/36" Belt O.C.	072083		6376
Drive; W/8 H.P. Eng.; Mfr. No. 1600262	1650352		6761	924024			
Rotor; W/8 H.P. Eng.; Mfr. No. 1600262	161098		6839	Blower	072108		6376
AMERICAN HARDWARE				Traction	072066		6734
Servistar 310-100				924025			
Auger	7540223		6736	Blower	072072		6837
Servistar 310-600				Traction	072066		6734
Auger	7540222		6844	924026			
Drive	7540131		6671BR	Blower	072108		6376
Servistar 310-800; Servistar 310-860; Servistar 310-960				Traction	072098		6733
Auger	7540194		6845	924027			
Drive	7540131		6671BR	Blower	072072		6837
ARIENS				Traction	072098		6733
10M-L35				924028; 924029			
Drive	72089		6836	Drive	72108		6376
10M-L40				924032			
Drive	34X89		6836	Blower	072108		6376
				Traction	072098		6733
				924033			
				Blower	72108		6376
				Traction	72098		6733

Lawn & Garden Equipment

Belts for Snow Blowers/Throwers

Application	OEM No.	Standard Belts	Premium Belts	Application	OEM No.	Standard Belts	Premium Belts
ARIENS - Continued				ARIENS - Continued			
924034				924115			
Blower072108		6376	Auger72086		6840
Traction072066		6734	Traction72112		6735
924035				924311; 924312			
Traction72066		6734	Auger72086		6840
924036; 924038; 924039				Traction72066		6734
Blower072108		6376	924313			
Traction072098		6733	Drive72066		6734
924040				924314; 924315; 924316			
Blower072108		6376	Auger72130		6839
Traction072086		6840	Traction72131		6736
924042; 924044				924317			
Blower072108		6376	Blower72108		6376
Traction072066		6734	Traction72066		6734
924046; 924048; 924049				924318; 924319			
Blower072108		6376	Blower72086		6840
Traction072098		6733	Traction72066		6734
924050; 924051; 924052; 924054				924323			
Blower072108		6376	Blower72108		6376
Traction072066		6734	Traction72066		6734
924071				924327; 924328			
Auger72130		6839	Auger72086		6840
Traction72131		6736	Traction72112		6735
924072				924329; 924330			
Blower072086		6840	Drive72112		6735
Traction072066		6734	924500; 924501			
924073; 924074; 924075				Auger72362		6562BR
Blower072108		6376	Traction72361		6736
Traction072066		6734	932001			
924077				Blower; Ser. No. 000101 Thru 01050072107		6390
Blower72108		6376	Blower; Ser. No. 010501 & After			6583
Traction72066		6734	Drive72106		6737
924080				932004; 932006; 932007; 932015			
Drive72066		6734	Blower72114		6583
924081				Drive72106		6737
Drive72098		6733	932018			
924082				Auger72117		6830
Auger72086		6840	932020			
Traction72066		6734	Blower72114		6583
924083; 924084				Drive72106		6737
Drive72066		6734	932022			
924085				Auger072156		6835
Auger72130		6839	Drive072157		6736
Traction72131		6736	932026			
924086				Auger72191		6837
Drive72066		6734	Traction72106		6737
924087; 924091; 924092				932027			
Auger72130		6839	Auger72192		6839
Traction72131		6736	Traction72157		6736
924093				932029			
Auger72086		6840	Auger; Ser. No. 101 Thru 514972253		6838
Traction72066		6734	Auger; Ser. No. 5150 & After72192		6839
924100				Traction72252		6737
Blower72086		6840	932031			
Traction72066		6734	Auger; Model No. ST52472340		6838
924101; 924102; 924104				Traction; Model No. ST52472106		6737
Blower72108		6376	932032			
Traction72066		6734	Auger72192		6839
924105				Traction72157		6736
Traction72066		6734	932033; 932034			
924106				Auger72325		6839
Blower72108		6376	932100; 932101			
Traction72066		6734	Traction07234000		6838
924108; 924109; 924110				932102; 932103			
Auger72086		6840	Drive07211400		6583
Traction72112		6735	932104			
924111; 924112; 924113				Traction07234000		6838
Drive72112		6735	932302			
				Auger72191		6837

Belts for Snow Blowers/Throwers

Application	OEM No.	Standard Belts	Premium Belts	Application	OEM No.	Standard Belts	Premium Belts
ARIENS - Continued				ATLAS - Continued			
932302 - Continued				ESN524			
Traction	72106		6737	Belt			6721
932303				EX1116			
Auger	72192	6839		Belt	421370		J060293
Traction	72157	6736		SN18P; SN418P; SN420P; SN520			
932304				Belt			6721
Auger	72192	6839		SN728; SN828			
Traction	72252	6737		Belt	410552		6834
932305				BAKER			
Auger	72340	6838		722E			
Traction	72106	6737		Auger; Mfr. No. 1692615	1674312		6837
932306; 932307				Trans.; Mfr. No. 1692615	1678600		6734
Auger	72325	6839		824E			
938006				Auger; Mfr. No. 1692616	1666655		6841
Drive	72321	6733		Disc; Mfr. No. 1692616	1672732		6731
938007				928M			
Drive	72322	6734		Auger; Mfr. No. 1692617	1701257		6842
938008				Disc; Mfr. No. 1692617	1672732		6731
Drive	72321	6733		BOBCAT			
938009				420; 520			
Drive	72322	6734		Belt	65082		6837
938010				520-3; 520-5			
Drive	72321	6733		Auger; W/41" Belt O.C.	68209A		6841
938011; 938012				Trans.; W/38" Belt O.C.	68208A		6838
Drive	72322	6734		724-5			
938015				Auger	68209A		6841
Drive; Model No. SS522	72364	6732		Trans.	68208A		6838
938016				820			
Drive; Model No. SS522E	72363	6733		Drive; Ser. No. 10500 & Before			6952
938304				Drive; Ser. No. 10501 Thru 12001	65077		3V530
Drive	72321	6733		Wheel Drive; Ser. No. 10500 & Before	65032	2350	6835
938305				Wheel Drive; Ser. No. 10501 Thru 12001	65032	2350	6835
Drive; Ser. No. 101 Thru 400	72322	6734		Wheel Drive; Ser. No. 12002 & After	65032	2350	6835
Drive; Ser. No. 401 & After	72363	6733		828			
ST2+2				Drive	65082		6837
Auger	72114	6583		Impeller	65098		②3VX600
ST270; ST350; ST504				828-5			
Auger	72114	6583		Auger	68209A		6841
Traction	72106	6737		Trans.	68208A		6838
ST524				1020			
Auger	72108	6376		Wheel Drive			6837
Drive	72106	6737		1824			
Traction	72098	6733		Drive	65077		3V530
ST724				Wheel Drive	65082		6837
Auger; W/35" Belt O.C.	72156	6835		1825			
Auger; W/36" Belt O.C.	72108	6376		Drive		3640	6964
Traction	72098	6733		Wheel Drive	65032	2350	
ST824				BOLENS			
Auger	72086	6840		55-01; 55-02; 55-03; 75-01; 75-02; 75-03			
Traction	72066	6734		Belt			6736
ST1032				225; 255E			
Auger	72108	6376		Auger	1737898		J060328
Traction	72098	6733		523-01			
ST1136				Belt	1185487		6732
Auger	72130	6839		524-09; 524-10			
Traction	72131	6736		Auger	1739943		6731
ATLAS				Drive	1739944		6837
15-3220				525-01			
Belt	107042		J060293	Belt	1185487		6732
15-5200; 15-5210; 15-5210A; 15-5211; 15-5240; 15-5240A				532-01; 535-01			
Belt			6721	Belt			6730
826				536-01; 536-02; 536-03; 536-04; 536-05			
Belt; W/38" Belt O.C.	10740	6838		Belt; W/27" Belt O.C.	1108460		6827
Belt; W/40" Belt O.C.	10741	6840		Belt; W/34" Belt O.C.	1715010		6834
A5211				537-01; 538-01; 539-01; 540-01			
Belt	107008	1210		Belt			6736

② Two Required.

Lawn & Garden Equipment

Belts for Snow Blowers/Throwers

Application	OEM No.	Standard Belts	Premium Belts
BOLENS - Continued			
624-01; 624-02; 624-03			
Auger	1739943		6731
Drive	1739944		6837
625			
Auger	1725253		6834
Drive	1894272		6735
724-04			
Auger	1739943		6731
Drive	1739944		6837
726			
Auger	1725253		6834
Drive	1894272		6735
726-01			
Auger	1725253		6834
Drive			6736
824-01; 824-08; 824A-01; 824A-02; 824A-03; 824B-01; 826-06; 826-07; 826-08; 826B-01			
Auger	1739943		6731
Drive	1739944		6837
832			
Auger	1725253		6834
Drive	1894272		6735
832-01			
Auger	1725253		6834
Drive			6736
1026; 1032			
Auger; W/31" Belt O.C.; W/3/8" Belt T.W.	1739943		6731
Auger; W/34" Belt O.C.; W/1/2" Belt T.W.	1725253		6834
Drive; W/Single Belt	1894272		6735
Drive; W/Dual Belts	1739945		6837
1032B-01			
Auger	1739945		6837
Drive	1739943		6731
4021-01; 4021-02; 4021-03			
Auger	1752194		6736
5210-02; 5210-03; 5210-04			
Drive	1746379		6736
CANADA			
55065			
Auger	18055	2300	
Traction	18055	2300	
55168			
Auger			6840
Traction	37169		A34
55171			
Auger	14790		6838
Traction			6837
COAST TO COAST			
482-5147			
Auger	7540222		6844
Drive	7540131		6671BR
482-5162; 482-5170			
Auger	7540194		6845
Drive	7540131		6671BR
COLUMBIA PRODUCTS			
312-100			
Belt	7540223		6736
312-230			
Belt	7540205		6673BR
312-500			
Belt; W/29" Belt O.C.	7540256		6729
Belt; W/38" Belt O.C.	7540257		6738
312-600			
Belt; W/35" Belt O.C.	7540131		6671BR
Belt; W/44" Belt O.C.	7540222		6844
312-800			
Belt; W/35" Belt O.C.	7540131		6671BR

Application	OEM No.	Standard Belts	Premium Belts
COLUMBIA PRODUCTS - Continued			
312-800 - Continued			
Belt; W/45" Belt O.C.	7540194		6845
CRARY			
520			
Auger	17690		6836
Trans.	17481		6830
624			
Auger	17715		6841
Trans.	17717		6835
824			
Auger; W/Honda 8 H.P. Eng.	17715		6841
Auger; W/Tecumseh 8 H.P. Eng.; Ser. No. 3769 & After	17715		6841
Trans.; W/Honda 8 H.P. Eng.	17792		6840
Trans.; W/Tecumseh 8 H.P. Eng.; Ser. No. 3769 & After	17717		6835
1028			
Auger; W/36" Belt O.C.; W/Tecumseh 10 H.P. Eng.; Ser. No. 5506 & Before	17690		6836
Auger; W/41" Belt O.C.; W/Tecumseh 10 H.P. Eng.; Ser. No. 5507 & After	17715		6841
Auger; W/41" Belt O.C.; W/Honda 11 H.P. Eng.	17715		6841
Trans.; W/30" Belt O.C.; W/Tecumseh 10 H.P. Eng.; Ser. No. 5506 & Before	17481		6830
Trans.; W/50" Belt O.C.; W/Tecumseh 10 H.P. Eng.; Ser. No. 5507 & After	17717		6835
Trans.; W/50" Belt O.C.; W/Honda 11 H.P. Eng.	17717		6835
CUB CADET			
421R; 521E; 521R			
Drive	7540101A		6517BR
522E			
Drive	7540456		6729
522WE			
Auger			6735
Traction	7540343		6731
524 SWE; 524 WE			
Wheel Drive	95404260		6734
526 SWE; 528 SW; 528 SWE			
Wheel Drive	95404201A		6619BR
724E			
Traction	7540346		6411BR
724TE			
Auger			6735
Traction	7540346		6411BR
724WE			
Auger			6735
Traction	7540343		6731
726TDE			
Wheel Drive	95404260		6734
826 4X4; 826SWE; 926E; 926SE; 926STE; 926TE			
Auger			6735
Traction	7540346		6411BR
930SWE; 933SWE; 945SWE			
Wheel Drive	95404202	1370	
1030E; 1030SE; 1030STE; 1030TE; 1130SWE; 1130TE			
Auger			6735
Traction	7540346		6411BR
DEINES			
Marty D-1860KT			
Eng. To J.S.			6862
DYNAMARK			
76-78			
Auger; W/B. & S. Eng.	50834		6830
Auger; W/Tecumseh Eng.	50755		6838
Drive; W/B. & S. Eng.	50755		6838
Drive; W/Tecumseh Eng.	50754		6865

© Two Required.

Belts for Snow Blowers/Throwers

Application	OEM No.	Standard Belts	Premium Belts	Application	OEM No.	Standard Belts	Premium Belts
DYNAMARK - Continued				DYNAMARK - Continued			
79				5360-20; 5360-30			
Auger	50834		6830	Belt	28594		6837
Drive	51458		6839	5360-31			
826				Belt; W/37" Belt O.C.	28594		6837
Auger; W/5 H.P. Eng.; W/35 1/2" Belt O.C.	3628		3V355	Belt; W/41" Belt O.C.	27323	2410	
Auger; W/8 H.P. Eng.; W/50" Belt O.C.	3627		3V500	5360-32; 5360-33; 5360-36			
Traction; W/31" Belt O.C.	90005939		6731	Belt	28594		6837
827				5360-37			
Drive	51458		6839	Belt	27323	2410	
828; 1026				5360-38			
Auger; W/5 H.P. Eng.; W/35 1/2" Belt O.C.	3628		3V355	Belt	40899		6837
Auger; W/8 H.P. Eng.; W/50" Belt O.C.	3627		3V500	5360-39			
Traction; W/31" Belt O.C.	90005939		6731	Belt	28594		6837
1027				5360-41; 5360-42			
Drive	51458		6839	Belt	27323	2410	
1028; 1032				5360-43			
Auger; W/5 H.P. Eng.; W/35 1/2" Belt O.C.	3628		3V355	Belt	40899		6837
Auger; W/8 H.P. Eng.; W/50" Belt O.C.	3627		3V500	5360-49; 5360-51; 5360-52; 5360-53; 5360-54;			
Traction; W/31" Belt O.C.	90005939		6731	5360-55; 5360-57			
1033				Belt	27323	2410	
Drive	51458		6839	5360-76; 5360-82; 5360-83; 5360-85			
1132				Auger	50272		6837
Auger; W/5 H.P. Eng.; W/35 1/2" Belt O.C.	3628		3V355	Drive	51249		6390
Auger; W/8 H.P. Eng.; W/50" Belt O.C.	3627		3V500	5361-00; 5361-02			
Traction; W/31" Belt O.C.	90005939		6731	Belt	40899		6837
1322-07				5361-03; 5361-04; 5361-05; 5361-06; 5361-07;			
Belt; W/37" Belt O.C.	40899		6837	5361-08; 5361-09; 5361-10; 5361-11			
Belt; W/38" Belt O.C.	41740		6838	Belt	41740		6838
1352-00; 1352-03				5361-14; 5361-16; 5361-17			
Belt	28594		6837	Belt; W/37" Belt O.C.	40899		6837
1360-00; 1360-01; 1360-02; 1360-03; 1360-04;				Belt; W/38" Belt O.C.	41740		6838
1360-05; 1360-06				5361-25; 5361-27			
Belt	27323	2410		Belt	49570		6837
1360-07; 1360-08; 1360-09; 1360-10				5362-01; 5362-02; 5362-03			
Belt; W/37" Belt O.C.	40899		6837	Belt	28594		6837
Belt; W/38" Belt O.C.	41740		6838	5362-04; 5362-05; 5362-06			
1361-00; 1361-01; 1361-02				Belt	40899		6837
Belt	27323	2410		5362-07; 5362-08; 5362-09; 5362-10; 5362-11;			
1361-03; 1361-04				5362-12; 5362-13; 5362-14; 5362-15; 5362-16			
Belt	28594		6837	Belt	41740		6838
1361-05				5362-18; 5362-19; 5362-20			
Belt	27323	2410		Belt; W/37" Belt O.C.	40899		6837
1361-06; 1361-07				Belt; W/38" Belt O.C.	41740		6838
Belt; W/37" Belt O.C.	40899		6837	5418-00			
Belt; W/38" Belt O.C.	41740		6838	Drive	511275M1		A100
1361-10				5683-00; 5684-00; 5685-00; 5686-00; 5705-0100;			
Belt	27323	2410		5705-0200			
1362-01; 1362-04				Drive	50935		6977
Belt	28594		6837	90510; 90520; 90530			
1362-05; 1362-06				Auger	41740		6838
Belt	41740		6838	Drive	43124		6829
1362-08; 1362-09				CHS-826; CHS-1026; CHS-1028; CHS-1032			
Belt; W/37" Belt O.C.	40899		6837	Drive			6830
Belt; W/38" Belt O.C.	41740		6838	CS511; CS522; CS822; CS826; CS1026; CS1028;			
1363-00				CS1032; CS1132			
Belt	43124		6829	Auger			6840
1366-03				Drive			6839
Belt	28594		6837	SP100; SP100A			
2350-0000; 2350-0100; 2350-0400; 2350-0500;				Belt	SP149		6818
2350-0600; 2351-0100; 2351-0300; 2355-0000				SP109; SP109A			
Traction	53790		6737	Belt	8597		6822
2581-0000; 2581-0100; 2585-0000; 2585-0100;				FORD			
2585-0200				09GN-3660			
Traction	90005938		6730	Upper Drive	37756		6856
3314-0000; 3314-0100; 3314-0200; 3314-0300				Lower Drive	234419		6892
Drive	51458		6839	09GN-3665			
5360-00; 5360-01; 5360-02; 5360-03; 5360-04				Secondary	237255		6378
Belt	27323	2410					

Belts for Snow Blowers/Throwers

Application	OEM No.	Standard Belts	Premium Belts	Application	OEM No.	Standard Belts	Premium Belts
FORD - Continued				FORD - Continued			
09GN-3679				ST526			
Upper Drive	235459		6853	Belt	207159		6673BR
Lower Drive	234419		6892	Collector	14790		6838
Primary			6866	Eng. To J.S.	18055	2300	
Secondary	237255		6378	Traction			6837
09GN-3680				ST626			
Primary	236914		B100	Impeller			6841
09GN-5139				Traction			6841
Auger	207159		6673BR	ST826			
09GN-5140				Belt	207159		6673BR
Auger			6732	Collector			6840
09GN-5142				Traction	37230		6838
Auger	18055	2300		ST826B			
Traction	18055	2300		Traction	244104		6734
09GN-5143				GAMBLE SKOGMO			
Auger	14790		6838	37-4145			
Traction		2370	6837	Auger	35545		6840
09GN-5144				37-4254; 37-4255			
Auger			6840	Auger	18055	2300	
Traction	37230		6838	Traction	18055	2300	6830
09GN-5145				37-4311			
Auger	14790		6838	Auger	14790		6838
Traction		2370	6837	Traction		2370	6837
09GN-5146				37-4315			
Auger			6840	Auger			6840
Traction	37230		6838	Traction	16146		6839
09GN-5189; 09GN-5190; 09GN-5203; 09GN-5238				37-4322			
Auger	207159		6673BR	Auger			6840
09GN-5239				Traction	37230		6838
Auger	211664		6836	310-100			
Traction	211650		6733	Drive	7540223		6736
09GN-5240; 09GN-5241				310-600			
Auger		2405		Auger	7540222		6844
09GN-5350				Drive	7540131		6671BR
Belt	211650		6733	310-800; 310-860; 310-960			
Auger	244105		6844	Auger	7540194		6845
Collector	14790		6838	Drive	7540131		6671BR
09GN-5360				312-210; 312-220; 312-230; 312-250; 312-300; 312-400; 312-430; 312-450			
Auger	244105		6844	Belt	7540133		3V315
420 (09JC2016)				312-600; 312-630; 312-650; 312-700; 312-730; 312-750; 312-800; 312-830; 312-850			
Belt	336055	1330	6733	Belt	7540131		6671BR
526 (09JC2650); 526 (09JC2651)				313-205; 313-230; 313-430; 313-550; 313-570			
Belt	331325		3VX400	Belt	7540133		3V315
626 (09JC2657)				313-830			
Belt	335453		6841	Belt	7540131		6671BR
726 (09JC2655)				319-100A			
Belt	331325		3VX400	Drive	7540223		6736
830 (09JC2660); 830 (09JC2667)				8535			
Belt	335453		6841	Belt	7540133		3V315
9607449 (36")				8536			
Drive	210752		6870	Belt	7540131		6671BR
Secondary	237255		6378	55141			
9607450 (36")				Auger	35545		6840
Drive; W/70" Belt O.C.	210752		6870	55142			
Drive; W/66" Belt O.C.			6866	Traction	18055	2300	
Secondary	237255		6378	55143			
9607459; 9607474; 9607476				Collector	14790		6838
Auger	244105		6844	Traction			6837
ST220; ST220E				55144			
Belt	207159		6673BR	Collector			6840
ST320				53604900; 53605100			
Auger	211664		6836	Belt	27323	2410	
Drive	207159		6673BR	53620700			
Traction	211650		6733	Belt	41740		6838
ST366							
Collector		2370	6837				
ST524							
Belt	207159		6673BR				

Belts for Snow Blowers/Throwers

Application	OEM No.	Standard Belts	Premium Belts	Application	OEM No.	Standard Belts	Premium Belts
GILSON				GILSON - Continued			
90-820-01; 90-821-01; 90-822-03; 90-826-03				55005			
Auger	10463		6837	Auger	13009	2410	
Traction	10755		6843	Traction	13009	2410	
90-827-01				55006			
Auger	10463		6837	Auger			6840
Traction	10463		6837	Traction	16146		6839
90-830-03				55008			
Auger	10755		6843	Auger	18055	2300	
Traction	10755		6843	Traction	18055	2300	
471; 476; 479; 490				55010; 55011			
Auger			6840	Auger	14790		6838
Traction			6839	Traction		2370	
492				55012			
Auger	14790		6838	Auger	17569	2430	
Traction		2370		Traction	17569	2430	
820; 821				55013			
Auger	10463		6837	Auger	18055	2300	
Traction	10463		6837	Traction	18055	2300	
822; 826; 827; 830				55014			
Auger	17569	2430		Auger			6840
Traction	17569	2430		Traction	16146		6839
834				55015			
Auger	13009	2410		Auger	14790		6838
Traction	10463		6837	Traction		2370	
835; 835C; 839				55016			
Auger	17569	2430		Auger			6840
Traction	17569	2430		Traction	16146		6839
841				55017; 55018; 55019			
Auger	13009	2410		Auger	17569	2430	
Traction	13009	2410		Traction	17569	2430	
842				55020; 55026			
Auger	10463		6837	Auger	18055	2300	
Traction	10463		6837	Traction	18055	2300	
844; 845				55036			
Auger	14790		6838	Auger	35545		6840
Traction			6837	55037			
846				Auger			
Auger			6840	Auger	18055	2300	
Traction	16146		6839	Traction	18055	2300	
5001				55062; 55063; 55064			
Auger	14790		6838	Auger	17569	2430	
Traction		2370		Traction	17569	2430	
5002; 5004				55065; 55066			
Auger	17569	2430		Auger	18055	2300	
Traction	17569	2430		Traction	18055	2300	
5005				55067; 55068			
Auger	13009	2410		Auger	14790		6838
Traction	13009	2410		Traction		2370	
5006				55069			
Auger			6840	Auger			6840
Traction	16146		6839	Traction	16146		6839
5008				55077			
Auger	18055	2300		Auger	35545		6840
Traction	18055	2300		55078			
5009				Auger			
Auger	17569	2430		Auger	18055	2300	
Traction	17569	2430		Traction	18055	2300	
7500				55079			
Auger	14790		6838	Auger	14790		6838
Traction			6837	Traction		2370	
35211				55080			
Auger	18055	2300		Auger			6840
Traction	18055	2300		Traction	16146		6839
55001				55091			
Auger	14790		6838	Auger	35545		6840
Traction		2370		55092			
55002; 55004				Auger			
Auger	17569	2430		Auger	18055	2300	
Traction	17569	2430		Traction	18055	2300	
				55093			
				Auger			
				Traction			

Belts for Snow Blowers/Throwers

Application	OEM No.	Standard Belts	Premium Belts	Application	OEM No.	Standard Belts	Premium Belts
GILSON - Continued				GILSON - Continued			
55095				55207			
Auger	14790		6838	Auger	233162	2405	
Traction	37169		A34	Traction	212221		6839
55096				55208			
Auger	17569	2430		Auger	207159		6673BR
Traction	17569	2430		55209			
55097				Auger	212183		6372
Auger	13009		2410	Traction	211650		6733
Traction	13009		2410	SB4			
55098				Auger	18055	2300	
Auger	35545		6840	Traction	18055	2300	
55100				SB5			
Auger	14790		6838	Auger	14790		6838
Traction		2370		Traction		2370	
55129				SB8			
Auger	207925		6732	Auger			6840
55130				Traction	16146		6839
Auger	207159		6673BR	GRAINGER, W. W.			
55131				3Z240			
Auger	35545		6840	Auger	10463		6837
55132				Traction	10463		6837
Auger	18055	2300		3Z756			
Traction	18055	2300		Auger	7540222		6844
55133				Drive	7540131		6671BR
Auger	14790		6838	3Z757			
Traction		2370		Auger	7540194		6845
55134				Drive	7540131		6671BR
Auger			6840	8Z753			
Traction	37230		6838	Belt; W/35" Belt O.C.	7540193		6835
55135				Belt; W/44" Belt O.C.	7540222		6844
Auger	14790		6838	HAHN ECLIPSE			
Traction; W/36" Belt O.C.	37169		A34	7506; 7507; 7508			
Traction; W/37" Belt O.C.		2370		Belt	308445		6834
55141				7513			
Auger	35545		6840	Belt	308451		6828
55142				7547			
Auger	18055	2300		Belt	308452		3V335
Traction	18055	2300		HOMELITE			
55143				S4			
Auger	14790		6838	Auger	121078		6835
Traction		2370		Drive	1665706		6839
55144				S8			
Auger			6840	Auger	161098		6839
Traction	37230		6838	Drive	174323		6761
55174				HOMKO			
Auger	18055	2300		13600100; 13600200; 13600300; 13610100;			
Traction	18055	2300		53600000			
55175				Drive	27323	2410	
Auger	14790		6838	HONDA			
Traction		2370		HS35			
55176				Auger; Belt Code SB38	22431727003		6939
Auger			6840	HS50-A			
Traction	37230		6838	Auger; W/28" Belt O.C.	22432732013		6928
55179				Auger; W/29" Belt O.C.	22432732671		6929
Auger	207159		6673BR	HS55; HS55K-1			
55184				Drive; Belt Code A-28.4	22432736003		6933
Auger	13009	2410		HS70; HS80			
Traction	13009	2410		Auger; Belt Code A-30.6	22431738003		6833
55185				Auger; Belt Code SA-31	22431738701		6832
Auger	207925		6732	Auger; Belt Code SA-32	22431738A01		6833
55189; 55190; 55201; 55202; 55203				Traction; Belt Code SB-32 R.E.C.	22432736701		6933
Auger	207159		6673BR	Traction; Belt Code SB-33 R.E.C.	22432738A01		6934
55204				Traction; Belt Code B-33	22432738831		6937
Auger	212183		6372	Traction; Belt Code SB-35	22432738C31		6936
Traction	211650		6733	HS521			
55206				Drive; Belt Code LA38			6839
Auger	209375		6844				
Traction	212086		6840				

Belts for Snow Blowers/Throwers

Application	OEM No.	Standard Belts	Premium Belts	Application	OEM No.	Standard Belts	Premium Belts
HONDA - Continued				JACOBSEN - Continued			
HS621A; HS621AS				Imperial Snow Jet 26"; Imperial Snow Jet 30"			
Drive	22431747003		6839	Drive	335453		6841
HS624K1TA				Sno Burst			
Auger	22432738C31		6936	Belt	392456		6737
Traction	22431767003		6828	Snow Jet 20"			
HS624K1WA				Belt	317375		6831
Auger	22432736A01		6934	Eng. To P.T.O.	313267		6829
Traction	22431767003		6828	Traction; W/25" Belt O.C.	313254	1250	6725
HS724K1WA; HS724TA; HS724WA				Traction; W/29" Belt O.C.	314564		6829
Auger	22432738C31		6936	Super Blitz			
Traction	22431767003		6828	Belt	336055	1330	6733
HS828K1TA; HS828K1TAS; HS828K1WA;				JARI			
HS828K1WAS; HS928TA; HS928TAS; HS928WA;				5 1/2 H.P.; 7 H.P.			
HS928WAS				Belt; W/26" Belt O.C.	106803		6826
Auger	22432738C31		6936	Belt; W/33" Belt O.C.	725100		6833
Traction	22431768003		6830	Belt; W/33 1/2" Belt O.C.	106804		3V335
HS1132TA; HS1132TAS				L1 Northland; L2 Northland			
Auger	22432V03000		6936	Eng.	L362	2250	6825
Traction	22431768003		6830	Power Unit Attachment	N701	2360	6836
HUSQVARNA				W 2 Way			
ST21; ST21E				Belt	W119	2380	6838
Drive	601001762		6735	W-2 2 Way			
ST522H				Belt	E119	2370	6837
Drive	601002148		6835	JOHN DEERE			
ST626E				320 Snow Thrower			
Auger	601002148		6835	Drive	PT2303		6737
Traction	601001437		6733	520 Snow Thrower			
ST723C; ST723R				Auger; PC2022	PT11878		▲9375HD
Auger	531002630		6939	Auger; PC2259	PT10868		6738
Traction	531002635		6835	Traction; PC2259	PT10867		6729
ST724				522			
Auger	601001437		6733	Auger	PT11878		▲9375HD
Traction	601001737		6837	Traction	PT11877		6735
ST824E				524 Snow Thrower			
Drive	601001437		6733	Auger	PT9738		6731
ST926EC				Traction	PT9739		6841
Blower	531002630		6939	524D			
Traction	531002635		6835	Auger	M129781		6838
ST927; ST927E				Traction	M126984		6737
Drive	601001437		6733	526; 726; 732			
ST1030				Auger	M82612		6836
Blower	531002630		6939	Traction	M45613		6836
Traction	531002635		6835	824			
JACOBSEN				Auger	PT10869		6372
51610; 51611				Traction	PT10867		6729
Belt	392456		6737	826			
52001; 52002; 52003				Auger	M82612		6836
Eng. To P.T.O.	317375		6831	Traction	M45613		6836
52006; 52011; 52012				826D			
Belt	336055	1330	6733	Auger	M128890		6838
52600; 52601; 52610; 52611; 52612				Traction	M126989		6736
Drive	331325		3VX400	826T			
52613				Auger	PT10869		6372
Drive	335453		6841	Traction	PT10867		6729
52620; 52624; 52625				828D			
Drive	331325		3VX400	Auger	M124218		6837
52627; 52628; 52629				Traction; Ser. No. 190000 & Before	M124219		6734
Drive	335453		6841	832			
52630				Auger	M82612		6836
Drive	331325		3VX400	Traction	M45613		6836
52631; 52632; 52633; 52635; 52638; 52640; 52642;				1026; 1028			
53636				Auger	PT10866		6845
Drive	335453		6841	Traction	PT10865		6735
Imperial Snow Jet 20"				1032			
Drive	336055	1330		Auger	M82612		6836
				Traction	M45613		6836
				1032D			
				Auger	M124218		6837

▲ Standard Belt May Also Be Available.

Belts for Snow Blowers/Throwers

Application	OEM No.	Standard Belts	Premium Belts
JOHN DEERE - Continued			
1032D - Continued			
Traction; Ser. No. 190000 & Before	M124219		6734
1128DDE			
Auger; Ser. No. 210000 & Before	M124218		6837
TRS21; TRS21E			
Drive; Ser. No. 160000 & Before	M118007		6735
TRS22			
Auger; Ser. No. 120001 & After	M118078		6835
Traction	M118011		6733
TRS24			
Auger; Ser. No. 140001 & After	M122075		6837
Traction; Ser. No. 120000 & Before	M110635		6736
Traction; Ser. No. 120001 & After	M118011		6733
TRS26			
Auger; Ser. No. 140000 & Before	M123224	6611BR	6837
Auger; Ser. No. 140001 & After	M122075		6736
Traction; Ser. No. 120000 & Before	M110766		6736
Traction; Ser. No. 120001 & After	M118011		6733
TRS27; TRS32			
Auger; Ser. No. 140000 & Before	M82612		6836
Auger; Ser. No. 140001 & After	M122421		6837
Traction	M118011		6733
TRX24			
Auger; Ser. No. 140001 & After	M122075		6837
Traction; Ser. No. 140000 & Before	M94366		6612BR
Traction; Ser. No. 140001 & After	M118011		6733
TRX26			
Auger; Ser. No. 140000 & Before	M123224	6611BR	6837
Auger; Ser. No. 140001 & After	M122075		6837
Traction; Ser. No. 120000 & Before	M110637	2300	
Traction; Ser. No. 120001 & After	M118011		6733
K-MART			
315-150			
Drive	7540226		6551BR
Impeller	7540257		6738
315-580			
Drive	7540256		6729
LAMBERT			
62-54F-1; 62-54-1; 62-78-1			
Belt; W/34" Belt O.C.	410552		6834
Belt; W/36" Belt O.C.	410300		6836
C Dual Stage 24"; C Dual Stage 28"			
Front Drive	410300		6836
Rear Drive	410301		6840
HS-20			
Belt	410267		6829
HS-54; HS-54-1; HS-64F; HS-64F-1; HS-78-1; HS-78F			
Belt; W/34" Belt O.C.	410552		6834
Belt; W/36" Belt O.C.	410300		6836
HS-144; HS-154			
Belt; W/34" Belt O.C.	410552		6834
Belt; W/35" Belt O.C.	410910		6835
HS-254; HS-278			
Belt	410552		6834
HS-2524; HS-2828			
Belt; W/34" Belt O.C.	410552		6834
Belt; W/36" Belt O.C.	410300		6836
SN728; SN828			
Belt	410552		6834
LAWN BOY			
1840; 1840A			
Belt	18055	2300	6830
1850; 1851; 1871			
Auger	207925		6732

Application	OEM No.	Standard Belts	Premium Belts
LAWN BOY - Continued			
2650; 2650A; 2650B; 2650C; 2680; 2680A; 2680B; 2680C			
Auger; W/5 H.P. Eng.	14790		6838
Auger; W/6, 7, 8 H.P. Eng.			6840
Traction; W/5 H.P. Eng.			6837
Traction; W/6, 7, 8 H.P. Eng.	16146		6839
63679 36"			
Primary			6866
Secondary	237255		6378
LAZY BOY			
25ESSP			
Belt	1228	2280	6828
25ESSP-71; 25ESSPA-73			
Drive	1203	2310	6831
BW5-20SP-79; BW5-20SP-80; BW5-20SP-81; BW5-20SP-82			
Belt		2370	6837
DLB-64; DLB-65; DLB-66; DLB-67; DLB-70; DLB-71; DLB-72; DLB-73; DLB-76			
Belt	1228	2280	6828
H5065236			
Drive	1203	2310	6831
HTV763			
Belt	1244		6850
HTV865			
Belt	1277		6850
LB20-63			
Belt		2270	6827
LBE-25; LBE-25B			
Belt	1228	2280	6828
SP17-63; SP17-64; SP17-65; SP17-66; SP17-67 S.P.			
Belt	1206	2250	6825
SPB15-62			
Belt	1219	1180	6718
SPC63			
Belt	1206	2250	6825
SPF22			
Belt	1228	2280	6828
XCS20 S.P.			
Belt		2270	6827
XCS20-64; XCS20-65			
Belt	1228	2280	6828
XCS-64; XCS-65			
Belt	1228		6828
MASSEY FERGUSON			
555M			
Auger; Mfr. No. 1691411	1674312		6837
Trans.; Mfr. No. 1691411	1674308		6735
755E			
Auger	1715128		6836
Traction	1715591		6734
860DLX			
Auger	1701257		6842
Traction	1672732		6731
860E; 860M			
Auger; Mfr. No. 1691707, 1691374, 1691377, 1691378	1672732		6731
Auger; Mfr. No. 1691708, 1691376, 1691403	1676461		6733
Traction; Mfr. No. 1691707, 1691374, 1691377, 1691378	1666655		6841
Traction; Mfr. No. 1691708, 1691376, 1691403	1676460		6843
970M			
Auger; Mfr. No. 1692569, 1692570	1672732		6731
Traction; Mfr. No. 1692569	1701257		6842
Traction; Mfr. No. 1692570	1666655		6841

Belts for Snow Blowers/Throwers

Application	OEM No.	Standard Belts	Premium Belts	Application	OEM No.	Standard Belts	Premium Belts
MASSEY FERGUSON - Continued				MONTGOMERY WARD - Continued			
1080M				GIL478B; GIL478C; GIL478D			
Auger	1672732		6731	Drive	10755		②6843
Traction	1701257		6842	GIL478E			
MONTGOMERY WARD				Drive	18055	②2300	
89-35226				GIL478F			
Drive	7540133		3V315	Drive; W/30" Belt O.C.	18055	②2300	
180; 181				Drive; W/43" Belt O.C.	10755		②6843
Drive; W/34 1/2" Belt O.C.; W/3/8" Belt T.W.	7540367		6390	GIL479A			
Drive; W/35" Belt O.C.; W/1/2" Belt T.W.	7540101		6517BR	Collector			6840
190				Traction	16146		6839
Auger	7540235		6835	GIL479B; GIL479C; GIL479D; GIL479E			
225				Auger	14790		6838
Drive; W/32" Belt O.C.	7540205		6673BR	Belt; W/39" Belt O.C.	16146		6839
Drive; W/38" Belt O.C.	7540257		6738	Belt; W/40" Belt O.C.			6840
440; 450				Traction		2370	6837
Auger	7540256		6729	GIL480B			
471; 472				Drive	17569	②2430	
Auger	14790		6838	GIL490A			
Traction			6837	Collector			6840
476				Traction	16146		6839
Auger			6840	GIL490B; GIL490C; GIL490D; GIL490E			
Traction	16146	2390	6839	Auger	14790		6838
477; 478				Belt; W/39" Belt O.C.	16146		6839
Drive	10755		6843	Belt; W/40" Belt O.C.			6840
479; 490				Traction		2370	6837
Auger			6840	GIL492A; GIL492B; GIL492C			
Traction	16146	2390	6839	Auger	14790		6838
492				Traction			6837
Traction			6837	GIL498A			
498				Drive	10755		②6843
Impeller	10755		6843	GIL33224A			
Traction	10755		6843	Belt	13072		A70
550; 552				GIL35211B; GIL35212A			
Auger	7540256		6729	Drive	18055	②2300	
Belt	7540257		6738	GIL35213A; GIL35233A			
586; 588				Collector			6840
Auger	7540256		6729	Traction	16146		6839
Drive	7540282		6372	GIL35235			
590				Auger	35545		6840
Auger & Blower	7540357		6840	GIL35250; GIL35250A; GIL35250C; GIL35260A			
Traction	7540356		6735	Drive	207159		6673BR
840; 850; 960				GIL35313A			
Drive; W/35 1/2" Belt O.C.	7540131		6671BR	Collector			6840
Drive; W/45" Belt O.C.	7540194		6845	Traction	16146		6839
GIL470A; GIL470B; GIL470C				GIL35621A			
Drive	18055	②2300		Auger	211664		6836
GIL471A; GIL471B; GIL471C; GIL471D; GIL472A;				Traction	211650		6733
GIL472B; GIL472C; GIL472D				GIL55010; GIL55011			
Auger	14790		6838	Auger	14790		6838
Belt; W/39" Belt O.C.	16146		6839	Traction			6837
Belt; W/40" Belt O.C.			6840	GIL55016			
Traction		2370	6837	Auger			6840
GIL474A; GIL474B				Traction	16146		6839
Drive	18055	②2300		SIM496A			
GIL476B; GIL476C; GIL476D; GIL476E				Rotor	121228		6837
Auger	14790		6838	Trans.	8021077		6839
Belt; W/39" Belt O.C.	16146		6839	SIM497A			
Belt; W/40" Belt O.C.			6840	Rotor	106390		6836
Traction		2370	6837	Trans.	8161244		6838
GIL477B				SIM1245A			
Traction	10755		6843	Belt	119037		6878
Impeller	10755		6843	SIM1252			
Drive	10755		②6843	Belt	106689		6855
GIL477C; GIL477D; GIL477E				SIM1257B			
Drive	10755		②6843	Belt; W/26" Belt O.C.	106123	2255	
GIL478A				Belt; W/35" Belt O.C.	121078		6835
Drive	10755		②6843	Belt; W/45" Belt O.C.	152017		B42
Traction	10755		6843	TMO31400A			
Impeller	10755		6843	Auger	7540223		6736

② Two Required.

Belts for Snow Blowers/Throwers

Application	OEM No.	Standard Belts	Premium Belts
MONTGOMERY WARD - Continued			
TMO33339 Drive	7540186		6882
TMO35056A Drive; W/35 1/2" Belt O.C. Drive; W/45" Belt O.C.	7540131 7540194	6671BR 6845	
TMO35151A Auger	7540285		6834
TMO35152A Drive	7540101		6517BR
TMO35154A Auger	7540205		6673BR
TMO35155A; TMO35156A Drive	7540256		6729
TMO35157A Drive; W/35 1/2" Belt O.C. Drive; W/45" Belt O.C.	7540131 7540194	6671BR 6845	
TMO35160 Auger	7540205		6673BR
TMO35206A Belt; W/29" Belt O.C. Belt; W/38" Belt O.C.	7540256 7540257		6729 6738
TMO35219A; TMO35219B; TMO35219C; TMO35239 Auger	7540223		6736
TMO35253A Drive; W/35 1/2" Belt O.C. Drive; W/45" Belt O.C.	7540131 7540194	6671BR 6845	
TMO35258 Belt; W/35 1/2" Belt O.C. Belt; W/44" Belt O.C.	7540131 7540222	6671BR 6844	
TMO35258A Drive; W/35 1/2" Belt O.C. Drive; W/45" Belt O.C.	7540131 7540194	6671BR 6845	
TMO35262A Auger	7540285		6834
TMO35268A; TMO35268B Drive; W/35 1/2" Belt O.C. Drive; W/45" Belt O.C.	7540131 7540194	6671BR 6845	
TMO35272A Belt			6734
TMO35272B Auger	7540285		6834
TMO35273A Auger	7540205		6673BR
TMO35275A Belt; W/29" Belt O.C. Belt; W/38" Belt O.C.	7540256 7540251		6729 6809BR
TMO35275B Auger	7540257		6851
	7540256		6729
	7540251		6809BR
TMO35275C Belt; W/29" Belt O.C. Belt; W/38" Belt O.C.	7540256 7540251		6729 6809BR
TMO35282A; TMO35284A Auger	7540285		6834
TMO35386A Drive	7540205		Ⓢ6673BR
TMO311230A Auger	7540205		6673BR
TMO313100A Auger	7540223		6736
TMO314230A Auger	7540205		6673BR
TMO314550; TMO314580 Auger	7540256		6729
TMO319180; TMO319181 Drive	7540101		6517BR

Ⓢ Two Required.

Application	OEM No.	Standard Belts	Premium Belts
MONTGOMERY WARD - Continued			
TMO319220; TMO319225 Drive	7540205		6673BR
TMO319440; TMO319450 Drive	7540257		6738
TMO319500 Drive	7540205		6673BR
TMO319552 Drive	7540257		6738
TMO319586; TMO319588 Drive	7540282		6372
ZHR-9-24575 Belt; W/43" Belt O.C. Belt; W/77" Belt O.C.	10371		6843 6977
ZYJ1363A; ZYJ1364A Belt	165145		Ⓢ6836
MTD GOLD			
31AH55LH704; 31AH65LG704 Wheel Drive	95404201A		6619BR
31AM63KE704; 31BM63LF704 Wheel Drive	95404260		6734
MTD PRODUCTS, INC.			
31A-140 Auger; 1998	7540367		6390
Auger; 1999	7540101A		6517BR
31A-150 Auger	7540101A		6517BR
31AE880H; 31AE880I; 31AE983H; 31AE993I Drive	7540131		6671BR
191 Auger	7540101A		6517BR
290-180; 290-181 Auger	7540101		6517BR
290-225 Auger	7540205		6673BR
310-180; 310-181 Auger	7540367		6390
310-200; 310-300; 310-400; 310-500 Trans.	7540133		3V315
310-600; 310-600A Auger	7540222		6844
Trans.; W/35 1/2" Belt O.C.	7540131		6671BR
Trans.; W/37 1/2" Belt O.C.	7540132		3V375
310-700 Belt; W/35 1/2" Belt O.C. Belt; W/37 1/2" Belt O.C.	7540131 7540132		6671BR 3V375
310-800; 310-800A Auger	7540194		6845
Trans.; W/35 1/2" Belt O.C.	7540131		6671BR
Trans.; W/37 1/2" Belt O.C.	7540132		3V375
310-840; 310-850; 310-960; 310-965 Drive	7540131		6671BR
310-976; 310-976A Auger	7540194		6845
Trans.	7540131		6671BR
311-100A Auger	7540223		6736
311-174 Auger	7540101		6517BR
311-180 Auger	7540367		6390
311-210; 311-220 Trans.	7540133		3V315
311-230A Auger	7540205		6673BR
311-250; 311-300; 311-400 Trans.	7540133		3V315

Belts for Snow Blowers/Throwers

Application	OEM No.	Standard Belts	Premium Belts	Application	OEM No.	Standard Belts	Premium Belts
MTD PRODUCTS, INC. - Continued				MTD PRODUCTS, INC. - Continued			
311-430A				313-500 - Continued			
Auger	7540205		6673BR	Belt; W/38" Belt O.C.	7540257		6738
311-450				313-550; 313-570			
Trans.	7540133		3V315	Drive	7540133		3V315
311-500A				313-600; 313-800			
Auger	7540257		6738	Belt; W/35 1/2" Belt O.C.	7540131		6671BR
311-600				Belt; W/44" Belt O.C.	7540222		6844
Trans.	7540131		6671BR	Belt; W/45" Belt O.C.	7540194		6845
311-600A				313-830			
Auger	7540222		6844	Trans.	7540131		6671BR
Trans.	7540131		6671BR	313-980I			
311-700; 311-750; 311-800				Drive	7540131		6671BR
Trans.	7540131		6671BR	314-100			
311-800A				Auger	7540223		6736
Auger	7540194		6845	314-150; 314-151			
Trans.	7540131		6671BR	Belt	7540273		6734
311-840				314-180; 314-181			
Drive	7540131		6671BR	Drive	7540367		6390
311-850				314-190; 314-191			
Trans.	7540131		6671BR	Drive	7540101		6517BR
311-960A				314-230; 314-430			
Auger	7540194		6845	Auger	7540205		6673BR
Trans.	7540131		6671BR	314-500; 314-510; 314-520; 314-550			
311-965				Belt; W/29" Belt O.C.	7540256		6729
Drive	7540131		6671BR	Belt; W/38" Belt O.C.	7540257		6738
312-100				314-580			
Auger	7540223		6736	Auger	7540256		6729
312-174				Drive	7540275		6838
Auger	7540101		6517BR	314-600			
312-180; 312-181				Belt; W/35 1/2" Belt O.C.	7540131		6671BR
Auger	7540367		6390	Belt; W/44" Belt O.C.	7540222		6844
312-210; 312-220				Belt; W/45" Belt O.C.	7540194		6845
Trans.	7540133		3V315	314-610E; 314-612E; 314-616E			
312-230				Drive	7540343		6731
Auger	7540205		6673BR	314-640F; 314-642F; 314-646F; 314-660G; 314-666G			
Trans.	7540133		3V315	Drive	7540346		6411BR
312-250; 312-300; 312-400; 312-430; 312-450				314-800; 314-860; 314-960; 314-976			
Trans.	7540133		3V315	Belt; W/35 1/2" Belt O.C.	7540131		6671BR
312-500				Belt; W/44" Belt O.C.	7540222		6844
Auger	7540256		6729	Belt; W/45" Belt O.C.	7540194		6845
Drive	7540257		6738	314-980I			
Trans.	7540257		6738	Drive	7540131		6671BR
312-600				314-980I			
Trans.; W/35 1/2" Belt O.C.	7540131		6671BR	Belt; W/35 1/2" Belt O.C.	7540131		6671BR
Trans.; W/44" Belt O.C.	7540222		6844	Belt; W/45" Belt O.C.	7540194		6845
312-630; 312-650; 312-700; 312-730; 312-750				315-140			
Trans.	7540131		6671BR	Auger	7540367		6390
312-800				315-144			
Auger	7540194		6845	Auger	7540285		6834
Trans.	7540131		6671BR	315-150			
312-830; 312-850				Auger; 1985	7540285		6834
Trans.	7540131		6671BR	Auger; 1995	7540101A		6517BR
312-980I				315-151; 315-160			
Drive	7540131		6671BR	Auger	7540285		6834
313-100				315-162			
Auger	7540223		6736	Auger	7540101A		6517BR
313-180; 313-181				315-230			
Auger	7540367		6390	Trans.	7540133		3V315
313-205				315-230A			
Trans.	7540133		3V315	Auger	7540205		6673BR
313-230				315-430			
Auger	7540205		6673BR	Trans.	7540133		3V315
Trans.	7540133		3V315	315-430A			
313-430				Auger	7540205		6673BR
Trans.	7540133		3V315	315-450; 315-550			
313-500				Belt; W/29" Belt O.C.	7540256		6729
Belt; W/29" Belt O.C.	7540256		6729	Belt; W/38" Belt O.C.	7540257		6738

Belts for Snow Blowers/Throwers

Application	OEM No.	Standard Belts	Premium Belts	Application	OEM No.	Standard Belts	Premium Belts
MTD PRODUCTS, INC. - Continued				MTD PRODUCTS, INC. - Continued			
315-580				317-860			
Belt; W/29" Belt O.C.	7540256		6729	Drive	7540131		6671BR
Belt; W/39" Belt O.C.	7540282		6372	317-960			
315-800				Auger	7540194	6845	
Auger	7540194		6845	Trans.	7540131		6671BR
Trans.	7540131		6671BR	317E980I; 318-005			
315-850; 315-850A				Drive	7540131		6671BR
Auger	7540194	6845		318-100A			
Trans.	7540193	6835		Auger	7540223	6736	
315-860				318-180; 318-181			
Auger	7540194	6845		Auger	7540101		6517BR
Trans.	7540131	6671BR		318-230A			
315-950; 315-950A				Auger	7540205		6673BR
Auger	7540194	6845		318-300; 318-400			
Trans.	7540193	6835		Trans.	7540133		3V315
315-960				318-440; 318-450			
Auger	7540194	6845		Auger	7540257	6738	
Trans.; W/35" Belt O.C.	7540193	6835		318-500			
Trans.; W/35 1/2" Belt O.C.	7540131	6671BR		Trans.	7540133		3V315
315-960A				318-550; 318-552			
Auger	7540194	6845		Auger	7540257	6738	
Trans.	7540193	6835		318-586; 318-588			
315-980I				Belt; W/38 3/4" Belt O.C.	7540282		6372
Drive	7540131		6671BR	318-600			
316-140				Belt; W/35 1/2" Belt O.C.	7540131		6671BR
Auger	7540367		6390	Belt; W/37 1/2" Belt O.C.	7540132		3V375
316-150				318-600A; 318-650A			
Auger; 1986	7540285	6834		Belt; W/35" Belt O.C.	7540193	6835	
Auger; 1996	7540101A	6517BR		Belt; W/44" Belt O.C.	7540222	6844	
316-151; 316-160; 316-174				318-700			
Auger	7540285	6834		Belt; W/35 1/2" Belt O.C.	7540131		6671BR
316-180; 316-181; 316-186				Belt; W/37 1/2" Belt O.C.	7540132		3V375
Auger	7540101	6517BR		318-750A			
316-190				Belt; W/35" Belt O.C.	7540193	6835	
Auger	7540235	6835		Belt; W/44" Belt O.C.	7540222	6844	
316-230A; 316-430A				318-800			
Auger	7540205	6673BR		Belt; W/35 1/2" Belt O.C.	7540131		6671BR
316-440; 316-450; 316-550; 316-580				Belt; W/37 1/2" Belt O.C.	7540132		3V375
Belt; W/29" Belt O.C.	7540256		6729	318-840; 318-850			
Belt; W/38" Belt O.C.	7540257		6738	Auger	7540194	6845	
316-800				Trans.	7540131		6671BR
Auger	7540194	6845		318-850A			
Trans.	7540131	6671BR		Auger	7540194	6845	
316-850A; 316-950A				Trans.	7540193	6835	
Auger	7540194	6845		318-960			
Trans.	7540193	6835		Auger	7540194	6845	
316-960				Trans.	7540131	6671BR	
Auger	7540194	6845		318-960A			
Trans.	7540131	6671BR		Auger	7540194	6845	
316-960A				Trans.	7540193	6835	
Auger	7540194	6845		319-100; 319-100A			
Trans.	7540193	6835		Auger	7540223	6736	
316-980I				319-180; 319-181			
Drive	7540131		6671BR	Auger	7540101		6517BR
317-140				319-230; 319-230A			
Auger	7540367		6390	Trans.	7540205		6673BR
317-180; 317-181				319-300; 319-400			
Auger	7540101	6517BR		Trans.	7540133		3V315
317-190				319-430; 319-430A			
Auger	7540235	6835		Auger	7540205		6673BR
317-440; 317-450; 317-550; 317-552				319-500			
Belt; W/29" Belt O.C.	7540256		6729	Trans.	7540133		3V315
Belt; W/38" Belt O.C.	7540257		6738	319-600; 319-600A			
317-586; 317-588				Belt; W/35" Belt O.C.	7540193	6835	
Traction	7540256		6729	Belt; W/35 1/2" Belt O.C.	7540131	6671BR	
317-840; 317-841; 317-850				Belt; W/44" Belt O.C.	7540222	6844	
Auger	7540194	6845		319-700			
Trans.	7540131	6671BR		Trans.	7540131		6671BR

Belts for Snow Blowers/Throwers

Application	OEM No.	Standard Belts	Premium Belts
MTD PRODUCTS, INC. - Continued			
319-800			
Trans.	7540131		6671BR
Belt; W/35" Belt O.C.	7540193		6835
Belt; W/44" Belt O.C.	7540222		6844
Belt; W/45" Belt O.C.	7540194		6845
319-800A			
Belt; W/35" Belt O.C.	7540193		6835
Belt; W/44" Belt O.C.	7540222		6844
Belt; W/45" Belt O.C.	7540194		6845
319-840			
Drive	7540131		6671BR
319-850			
Trans.	7540131		6671BR
319-960			
Auger	7540194		6845
Trans.	7540193		6835
319-960A			
Belt; W/35" Belt O.C.	7540193		6835
Belt; W/44" Belt O.C.	7540222		6844
Belt; W/45" Belt O.C.	7540194		6845
322			
Traction	7540163	2280	6828
362; 364			
Traction	7540252	2330	6833
365			
Traction	7540292	2260	6826
366			
Traction	7540252	2330	6833
560			
Blade	7540326		6862
Traction	7540327		6928
611D			
Auger	9540430A		②6735
Drive	9540343		6731
612E; 613E			
Drive	7540343		6731
614E; 615D			
Auger	9540430A		②6735
Drive	9540343		6731
633 Thru 753; 640F; 642F; 646F; 660G			
Drive	7540346		6411BR
31960-7; 31960-8; 31960C; 31960S; 31965-9			
Drive	7540131		6671BR
E6B3H			
Auger	9540430A		②6735
Drive	9540346		6411BR
E600E; E610E			
Auger	9540430A		②6735
Drive	9540343		6731
E611D			
Drive	7540343		6731
E613E; E614E			
Auger	9540430A		②6735
Drive	9540343		6731
E623D			
Auger	9540430A		②6735
Drive	9540456		6729
E633E			
Auger	9540430A		②6735
Drive; 1998	9540346		6411BR
Drive; 1999	9540456		6729
E640E; E640F; E642E; E643F; E644E; E653F; E660G; E661E; E662G; E663G			
Auger	9540430A		②6735
Drive	9540346		6411BR
E663H; E733E; E740F; E742F; E753F; E760F; E762F			
Auger	9540430A		②6735
Drive	9540346		6411BR

② Two Required.

Application	OEM No.	Standard Belts	Premium Belts
MTD PRODUCTS, INC. - Continued			
E993I			
Drive	9540131		6671BR
TMO35153A; TMO35293A			
Drive	7540101		6517BR
MURRAY			
F2150-000; F2150-010; F2150-070			
Drive	325890		6735
NEW HOLLAND			
202114			
Auger	18055	2300	
Drive	18055	2300	
202115			
Auger	14790		6838
Traction			6837
202116			
Auger			6840
Traction	16146		6839
SB4			
Auger	18055	2300	
Drive	18055	2300	
SB5			
Auger	14790		6838
Traction			6837
SB8			
Auger			6840
Traction	16146		6839
NEW IDEA			
38"			
Drive	120725	3310	
PENNEYS			
0795			
Auger	7540194		6845
Traction	7540131		6671BR
1295; 1337			
Drive; W/29" Belt O.C.	7540256		6729
Drive; W/38" Belt O.C.	7540257		6738
2407; 2408			
Belt	1228	2280	6828
2416; 2418			
Belt; W/34" Belt O.C.	410552		6834
Belt; W/36" Belt O.C.	410300		6836
2419; 2419A			
Belt; W/34" Belt O.C.	410552		6834
Belt; W/35" Belt O.C.	410910		6835
2426			
Belt; W/34" Belt O.C.	410552		6834
Belt; W/36" Belt O.C.	410300		6836
2429			
Belt; W/34" Belt O.C.	410552		6834
Belt; W/35" Belt O.C.	410910		6835
2437			
Belt	6434		6951
2439; 2439A; 2449; 2450; 2491			
Belt; W/34" Belt O.C.	410552		6834
Belt; W/35" Belt O.C.	410910		6835
3876			
Drive	7540180		6510BR
Belt	7540186		6882
4010A; 4011; 4012			
Drive			6721
4016			
Auger	7540222		6844
Drive	7540193		6835
4017; 4018			
Auger	269670		6840

Lawn & Garden Equipment

Belts for Snow Blowers/Throwers

Application	OEM No.	Standard Belts	Premium Belts	Application	OEM No.	Standard Belts	Premium Belts
PENNEYS - Continued				SEARS ROEBUCK - Continued			
4020				247.882900; 247.882901; 247.884210			
Belt	410910		6835	Auger	7540101		6517BR
4027				247.884220; 247.884221			
Auger	7540194	6845		Auger	7540367		6390
Traction	7540131	6671BR		247.884410			
4030				Auger	7540101		6517BR
Belt	410552	6834		247.886640			
4034				Auger	7540430A	6735	
Auger	7540222	6844		Drive	7540343	6731	
Drive	7540131	6671BR		247.886700			
4040				Auger	7540357		6840
Belt	410552	6834		247.887000			
POLORON				Drive	75404013	1210	
9208; 9209				247.888160			
Belt; W/33" Belt O.C.	965506	3330	6933	Auger	7540430A		6735
Belt; W/45" Belt O.C.	965505	3450	6945	Drive	7540456		6729
9212				247.888510			
Main Drive	4335		6984	Auger	7540256		6729
121701				Drive	7540257		6738
Belt	410552	6834		247.888530			
711500; 712500; 721500; 722500				Auger	7540430A	6735	
Belt	102104		6825	Drive	7540346	6411BR	
POWER EQUIPMENT				536.8110; 536.8113			
183BSP; 204BSP; 224BSP				Drive		2240	6824
Belt; W/24" Belt O.C.; W/3/8" Belt T.W.		1240	6724	536.21500			
Belt; W/24" Belt O.C.; W/1/2" Belt T.W.		2240	6824	Auger	41740		6838
REO				536.82121			
ST-267; ST-268				Drive	SP8597	2220	6822
Belt; W/30" Belt O.C.	6552		6730	536.82200; 536.82201; 536.82201X; 536.82225;			
Belt; W/32" Belt O.C.	6506		6832	536.82226; 536.82228			
Belt; W/31" Belt O.C.	6551		6731	Drive			6820
ST-626A; ST-626ST; ST-626STE				536.82230; 536.82231			
Belt	MW10366		6836	Drive	27323	2410	6841
ROPER				536.82240			
606-240; 608-260; 610-320				Drive	28594		6837
Auger	78303		6836	536.82400; 536.82401			
Traction	78848		6372	Belt	40899		6837
611-321; S1749AT				536.82550; 536.82553; 536.82559			
Auger	78750		6839	Drive			6820
Traction	78848		6372	536.88440			
S6549AT				Belt			6728
Auger	78303		6836	536.89187			
Traction	76672		6837	Auger	50272		6837
S7229AR; S7229AT				536.90510; 536.90512; 536.90513			
Auger	77375		6823	Auger	41740		6838
Drive	76806		6835	Drive	40899		6837
S8649AT; S8649BT; S9749AT; S86498T				536.90515; 536.90520; 536.90521; 536.90523;			
Auger	78303		6836	536.90524			
Traction	76672		6837	Auger	41740		6838
TT648AR; TT6431RO				536.90525; 536.90526; 536.90560; 536.90570			
Auger	1835R		6956	Auger	41740		6838
ROTO-HOE				Drive	40899		6837
520; 824				536.881130			
Impeller	68217E		6837	Auger			6733
Trans.	68218A		6833	Drive	585416		6840
969-1				536.881230			
Drive		2350	6835	Auger	302707		6734
1028				536.882400; 536.882401			
Impeller	68217D2		6843	Belt			6728
Trans.	68218A1		6838	536.882500			
SEARS ROEBUCK				Auger	50272		6837
131.81925; 131.81926; 131.81927; 131.81928;				536.882501			
131.81929				Drive; W/28" Belt O.C.			6728
Drive	59311		6721	Drive; W/34" Belt O.C.			6734
				Traction	51249		6390

Belts for Snow Blowers/Throwers

Application	OEM No.	Standard Belts	Premium Belts	Application	OEM No.	Standard Belts	Premium Belts
SEARS ROEBUCK - Continued				SEARS ROEBUCK - Continued			
536.882502; 536.884500				536.918700			
Auger	50272		6837	Auger	50272		6837
536.884780; 536.884790				Drive	51249		6390
Drive	581264		6835	663.80853			
536.885010				Auger			6728
Traction	90051458		6839	Drive			6728
536.885200				663.818501			
Drive	37X104		6857	Drive	501161	2540	6854
536.885400				809.82120			
Auger	302706		6838	Drive	SP149		6818
Traction	302707		6734	917.81920; 917.81921			
536.885900				Drive	5296M	1210	6721
Drive	90005938		6730	917.881550			
536.886140; 536.886180; 536.886190; 536.886260				Drive	579932		6733
Auger			6733	SIMPLICITY			
Drive	581264		6835	221			
536.886350				Drive	122039		6732
Auger			6733	Rotor	174883		6834
536.886440				253; 254			
Auger			6733	Drive	122039		6732
Drive			6835	Rotor	1657806		6836
536.886510				255; 256			
Traction	90053790		6737	Drive	1665706		6839
536.886650				Rotor	176917		6837
Auger			6733	294; 295			
536.887250; 536.887251; 536.887750; 536.887751;				Drive	122039		6732
536.887752; 536.887990; 536.887991; 536.887992;				Rotor	1657806		6836
536.887993; 536.887994				296; 297			
Drive	579932		6733	Drive	1665706		6839
536.887995				Rotor	176917		6837
Drive	579932		6733	372			
536.888400				Blower	1665706		6839
Auger			6733	Drive	106689		6855
Drive	581264		6835	426			
536.899170				Drive	1665706		6839
Drive	49570		6837	Rotor	176917		6837
536.905602; 536.905702				428			
Auger	41740		6838	Drive	122039		6732
Drive	40899		6837	Rotor	1657806		6836
536.905900; 536.905901; 536.905902; 536.905903				430			
Auger	47793		6827	Blower	1665706		6839
536.906000; 536.906001; 536.906100; 536.906101;				Drive	106689		6855
536.906200; 536.906201; 536.906300				450M			
Auger	41740		6838	Drive; Mfr. No. 1691416	1674312		6837
Drive	40899		6837	450M Export			
536.909400; 536.909440				Auger; Mfr. No. 1691417	1674312		6837
Drive	49570		6837	482; 483			
536.909700; 536.909800; 536.909900				Drive	1665706		6839
Auger	49570		6837	Rotor	121078		6835
536.918000; 536.918001; 536.918002; 536.918003;				551			
536.918004				Drive	118494		6734
Auger	50307		6728	Blower	1665706		6839
Drive	50307		6728	555M			
536.918100				Auger; Mfr. No. 1691411	1674312		6837
Auger	50272		6837	Auger; Mfr. No. 1692680	1715128		6836
Drive	50273		6734	Auger; Mfr. No. 1693161, 1693425, 1693646	1717393		6836
536.918101; 536.918102				Disc; Mfr. No. 1692680, 1693161, 1693425,			
Auger	50272		6837	1693646	1715127		6735
Drive	51249		6390	Trans.; Mfr. No. 1691411	1674308		6390
536.918200				555M Export			
Auger	50272		6837	Auger; Mfr. No. 1691415	1674312		6837
Drive	50273		6734	Trans.; Mfr. No. 1691415	1674308		6390
536.918201; 536.918202				558; 559			
Auger	50272		6837	Drive	1665706		6839
Drive	51249		6390	Rotor	121078		6835
536.918300; 536.918400; 536.918500				560			
Auger	49570		6837	Blower	1665706		6839
				Drive	106689		6855

Belts for Snow Blowers/Throwers

Application	OEM No.	Standard Belts	Premium Belts	Application	OEM No.	Standard Belts	Premium Belts
SIMPLICITY - Continued				SIMPLICITY - Continued			
560M				870M - Continued			
Auger; Mfr. No. 1691368	1701257		6842	Auger; Mfr. No. 1691377	1666655		6841
Auger; Mfr. No. 1691374	1666655		6841	Disc; Mfr. No. 1691370, 1691377, 1691947	1672732		6731
Disc; Mfr. No. 1691368, 1691374	1672732		6731				
560S				870S			
Auger; Mfr. No. 1691774	1701257		6842	Auger; Mfr. No. 1691775, 1691898	1701257		6842
Disc; Mfr. No. 1691774	1672732		6731	Disc; Mfr. No. 1691775, 1691898	1672732		6731
643				970M			
Blower	156231		6842	Auger; Mfr. No. 1692569, 1693654	1701257		6842
Drive	170771		6736	Auger; Mfr. No. 1692570	1666655		6841
				Traction; Mfr. No. 1692569, 1692570, 1693654	1672732		6731
652				1070M			
Blower	1665706		6839	Auger; Mfr. No. 1691378	1666655		6841
Drive	118494		6734	Disc; Mfr. No. 1691378	1672732		6731
656				1080M			
Blower	156231		6842	Auger; Mfr. No. 1691371, 1691948	1701257		6842
Drive	170771		6736	Disc; Mfr. No. 1691371, 1691948	1672732		6731
742				1080S			
Blower	1665706		6839	Auger; Mfr. No. 1691776, 1691899	1701257		6842
Drive	118494		6734	Disc; Mfr. No. 1691776, 1691899	1672732		6731
755E				1180M			
Auger; Mfr. No. 1691413	1674312		6837	Auger; Mfr. No. 1693656	1701257		6842
Auger; Mfr. No. 1692681	1715128		6836	Disc; Mfr. No. 1693656	1672732		6731
Auger; Mfr. No. 1693162, 1693426	1717393		6836				
Disc; Mfr. No. 1692681, 1693162, 1693426	1715591		6734	990372			
Trans.; Mfr. No. 1691413	1678600		6734	Auger	161098		6839
				Trans.	106689		6855
755M				1690209			
Auger; Mfr. No. 1693648	1717393		6836	Blower	1665706		6839
Disc; Mfr. No. 1693648	1720234		6733	Drive	118494		6734
755M Export				1690255			
Auger; Mfr. No. 1691414	1674312		6837	Blower	156231		6842
Auger; Mfr. No. 1692746	1715128		6836	Drive	170771		6736
Disc; Mfr. No. 1692746	1715591		6734				
Trans.; Mfr. No. 1691414	1678600		6734	1690305; 1690378			
760				Drive	1665706		6839
Auger; Mfr. No. 1691375	1676460		6843	Rotor	1657806		6836
Disc; Mfr. No. 1691375	1676461		6733	1690379; 1690380; 1690442			
796				Blower	1664457		6841
Blower	156231		6842	Drive	1667200		6834
Drive	170771		6736	1690543; 1690544; 1690545; 1690546			
828				Blower	1666655		6841
Auger; Mfr. No. 1691553	1666655		6841	Drive; W/31" Belt O.C.	1672732		6731
Disc; Mfr. No. 1691553	1672732		6731	Drive; W/32" Belt O.C.	1666654		6732
860				1690586; 1690587; 1690588; 1690589			
Auger; Mfr. No. 1691401, 1691708	1676460		6843	Blower	1664457		6841
Disc; Mfr. No. 1691401, 1691708	1676461		6733	Drive	1667200		6834
860 Export				1690678; 1690679; 1690775; 1690776; 1690777; 1690778; 1690779			
Auger; Mfr. No. 1691403	1676460		6843	Blower	1666655		6841
Disc; Mfr. No. 1691403	1676461		6733	Drive; W/31" Belt O.C.	1672732		6731
860DLX				Drive; W/32" Belt O.C.	1666654		6732
Auger; Mfr. No. 1693652	1701257		6842	1690900			
Traction; Mfr. No. 1693652	1672732		6731	Drive	1674308		6390
860E				1690903			
Auger; Mfr. No. 1691707	1666655		6841	Blower	1666655		6841
Auger; Mfr. No. 1691376	1676460		6843	Drive	1672732		6731
Traction; Mfr. No. 1691707	1672732		6731	1691023			
Traction; Mfr. No. 1691376	1676461		6733	Blower	1676460		6843
860M				1691368; 1691370; 1691371			
Auger; Mfr. No. 1693650, 1693763	1666655		6841	Auger	1701257		6842
Traction; Mfr. No. 1693650, 1693763	1672732		6731	Disc	1672732		6731
860S				1691374			
Auger; Mfr. No. 1691778, 1691946	1676460		6843	Auger	1666655		6841
Disc; Mfr. No. 1691778, 1691946	1676461		6733	Disc	1672732		6731
860SE				1691375; 1691376			
Auger; Mfr. No. 1691777, 1691900	1666655		6841	Auger	1676460		6843
Disc; Mfr. No. 1691777, 1691900	1672732		6731	Disc	1676461	1330	
869; 870				1691377; 1691378			
Blower	1665706		6839	Auger	1666655		6841
Drive	118494		6734	Disc	1672732		6731
870M							
Auger; Mfr. No. 1691370, 1691947	1701257		6842				

Belts for Snow Blowers/Throwers

Application	OEM No.	Standard Belts	Premium Belts	Application	OEM No.	Standard Belts	Premium Belts
SIMPLICITY - Continued				SIMPLICITY - Continued			
1691401; 1691403				1693650			
Auger	1676460		6843	Auger	1666655		6841
Disc	1676461	1330		Disc	1672732		6731
1691404				1693652; 1693654; 1693656			
Drive	1674312		6837	Auger	1701257		6842
1691411				Disc	1672732		6731
Auger	1674312		6837	1693763			
Trans.	1674308		6390	Auger	1666655		6841
1691413; 1691414				Disc	1672732		6731
Auger	1674312		6837	SNAPPER			
Trans.	1678600		6734	3200; 3201			
1691415				Belt	14637		6733
Auger	1674312		6837	4220			
Trans.	1674308		6390	Blower	15152		6835
1691416				5230			
Drive	1674312		6837	Blower; W/B. & S. Eng.			6372
1691417				Blower; W/Tecumseh Eng.	13939		6376
Auger	1674312		6837	Traction; W/B. & S. Eng.			6737
1691553; 1691707				Traction; W/Tecumseh Eng.			6737
Auger	1666655		6841	5240; 5241			
Disc	1672732		6731	Blower	15152		6835
1691708				8230; 8241			
Auger	1676460		6843	Blower; W/B. & S. Eng.			6372
Disc	1676461	1330		Blower; W/Tecumseh Eng.	13939		6376
1691774; 1691775; 1691776				Traction; W/B. & S. Eng.			6737
Auger	1701257		6842	Traction; W/Tecumseh Eng.			6737
Disc	1672732		6731	8242; 8243S			
1691777				Blower; W/B. & S. Eng.			6838
Auger	1666655		6841	Blower; W/Tecumseh Eng.	13939		6376
Disc	1672732		6731	Traction; W/B. & S. Eng.			6738
1691778				Traction; W/Tecumseh Eng.			6736
Auger	1676460		6843	8245			
Disc	1676461	1330		Auger			6838
1691898; 1691899				8261			
Auger	1701257		6842	Blower; W/B. & S. Eng.			6372
Disc	1672732		6731	Blower; W/Tecumseh Eng.	13939		6376
1691900				Traction; W/B. & S. Eng.			6737
Auger	1666655		6841	Traction; W/Tecumseh Eng.			6737
Disc	1672732		6731	8262; 8263S			
1691946				Blower; W/B. & S. Eng.			6838
Auger	1676460		6843	Blower; W/Tecumseh Eng.	13939		6376
Disc	1676461	1330		Traction; W/B. & S. Eng.			6738
1691947; 1691948; 1692569				Traction; W/Tecumseh Eng.			6736
Auger	1701257		6842	8265; 9265			
Disc	1672732		6731	Auger			6838
1692680				10300S; 10301			
Auger	1715128		6836	Blower; W/B. & S. Eng.			6372
Disc	1715127		6735	Blower; W/Tecumseh Eng.	13939		6376
1692681; 1692746				Traction; W/B. & S. Eng.			6737
Auger	1715128		6836	Traction; W/Tecumseh Eng.			6737
Disc	1715591		6734	10302; 10303S			
1693161				Blower; W/B. & S. Eng.			6838
Auger	1717393		6836	Blower; W/Tecumseh Eng.	13939		6376
Disc	1715127		6735	Traction; W/B. & S. Eng.			6738
1693162				Traction; W/Tecumseh Eng.			6736
Auger	1717393		6836	10305			
Disc	1715591		6734	Auger			6838
1693425				C3203			
Auger	1717393		6836	Auger; Mfr. No. 55134443	29604		6733
Disc	1715127		6735	EI7243			
1693426				Blower	15152		6835
Auger	1717393		6836	Traction	23416		6731
Disc	1715591		6734	EI55223; I4221; I4223; I5221; I5222; I5223; I5241; I5242			
1693646				Blower	15152		6835
Auger	1717393		6836	I6223; I7241; I7242; I7242E; I7243			
Disc	1715127		6735	Blower	15152		6835
1693648				Traction	23416		6731
Auger	1717393		6836				
Disc	1720234		6733				

Belts for Snow Blowers/Throwers

Application	OEM No.	Standard Belts	Premium Belts
SNAPPER - Continued			
I55223			
Blower	15152		6835
Large Frame			
Blower; W/36 3/4" Belt O.C.	13939	6376	
Blower; W/38" Belt O.C.		6838	
Traction; W/36" Belt O.C.	29101	6736	
Traction; W/38" Belt O.C.		6738	
LE Series			
Blower	24618		6390
Series 4; Series 5			
Blower	15152		6835
Series 6; Series 7			
Blower	15152		6835
Traction	23416		6731
SN500			
Drive	11946		6828
SN501			
Drive	12020	2370	6837
SN800			
Drive	11948		6830
SN801			
Drive	12020	2370	6837
SNOW CHAMP			
8461; 8481			
Drive	7540256		6729
Auger; W/38" Belt O.C.	7540257		6738
Auger; W/38 3/4" Belt O.C.	7540282		6372
STEINER TURF			
SB48A			
Drive; W/Single Belt	81BX62		BX62
Drive; W/65" Dual Belts	81BX62		2BX62
Drive; W/71" Dual Belts	81BX68		2BX68
SB348			
Drive	81BX62		2BX62
TORO			
521			
Auger; Mfr. No. 38052, 38054, 38056, 38056C	379080		6589
Traction; Mfr. No. 38052, 38054, 38056, 38056C	379090		6729
522 Power Throw			
Drive	379090		6729
522R			
Auger; Mfr. No. 28230	379080		6589
Drive; Mfr. No. 28230	379090		6729
622 Power Throw			
Auger	269672		6624BR
Drive	379090		6729
624			
Auger; Mfr. No. 38065	269670		6840
Traction; Mfr. No. 38065	201820		6839
624 Powershift			
Impeller; Mfr. No. 38505	632960		6838
Impeller; Mfr. No. 38510, 38513	632961		6839
Traction; Mfr. No. 38505	632950		6832
Traction; Mfr. No. 38510, 38513	632951		6833
0642ST07			
Auger	9750		6969
724			
Auger; Mfr. No. 38072, 38073	269672		6624BR
Traction; Mfr. No. 38072, 38073	379090		6729
724 Power Throw			
Auger	269672		6624BR
Drive	379090		6729
824			
Auger; Mfr. No. 38080, 38085	269670		6840
Traction; Mfr. No. 38080, 38085	201820		6839

Application	OEM No.	Standard Belts	Premium Belts
TORO - Continued			
824 Power Throw			
Auger; Mfr. No. 38078	269671		6839
824 Powershift			
Impeller; Mfr. No. 38540, 38543	632961		6839
Traction; Mfr. No. 38540, 38543	632951		6833
828 Powershift			
Impeller; Mfr. No. 38574	632962		6841
Traction; Mfr. No. 38570	632953		6835
Traction; Mfr. No. 38574	632951		6833
924 Powershift			
Auger; Mfr. No. 38547	632961		6839
Drive; Mfr. No. 38547	632951		6833
1028 Powershift			
Impeller; Mfr. No. 38555, 38556	632962		6841
Traction; Mfr. No. 38555, 38556	632951		6833
1132 Powershift			
Traction; Mfr. No. 38566, 38580	632953		6835
1232 Powershift			
Impeller; Mfr. No. 38591	632967		6841
Traction; Mfr. No. 38591	632955		6834
1332 Powershift			
Auger	632967		6841
Drive	632955		6834
1800			
Auger	730210		5707
1800 Powercurve			
Drive; Mfr. No. 38025; Ser. No. 0010000-0999999	730210		5707
28230			
Auger	379080		6589
Traction	379090		6729
31260			
Belt; W/26", 32" Snow Blower	100230		6840
31263			
Auger; Model No. 526, 726, 826, 832, 1032	239080		6840
Traction; Model No. 526, 726, 826, 832, 1032	269670		6840
31300; 31301; 31302; 31303; 31304			
Drive	36044		6829
31320			
Belt; W/26", 32" Snow Blower	100230		6840
31323			
Auger; Model No. 526, 726, 826, 832, 1032	239080		6840
Traction; Model No. 526, 726, 826, 832, 1032	269670		6840
31506			
Belt	256430		J060328
31624; 31625			
Auger; Model No. 524, 724	269670		6840
Traction; Model No. 524, 724	201820		6839
31626; 31660			
Belt; W/26", 32" Snow Blower	100230		6840
31663			
Auger; Model No. 526, 726, 826, 832, 1032	239080		6840
Traction; Model No. 526, 726, 826, 832, 1032	269670		6840
31677			
Auger; Model No. 524, 724	269670		6840
Traction; Model No. 524, 724	201820		6839
31727			
Belt; W/26", 32" Snow Blower	100230		6840
31756			
Auger; Model No. 526, 726, 826, 832, 1032	239080		6840
Traction; Model No. 526, 726, 826, 832, 1032	269670		6840
31760			
Belt; W/26", 32" Snow Blower	100230		6840
31763; 31813			
Auger; Model No. 526, 726, 826, 832, 1032	239080		6840
Traction; Model No. 526, 726, 826, 832, 1032	269670		6840
31820			
Belt; W/26", 32" Snow Blower	100230		6840

© Two Required.

Belts for Snow Blowers/Throwers

Application	OEM No.	Standard Belts	Premium Belts	Application	OEM No.	Standard Belts	Premium Belts
TORO - Continued				TORO - Continued			
31823; 31995				38195			
Auger; Model No. 526, 726, 826, 832, 1032	239080		6840	Drive; Ser. No. 0000001-2999999	715380		6735
Traction; Model No. 526, 726, 826, 832, 1032	269670		6840	Drive; Ser. No. 3900001-6999999	715381		6588BR
38000C				38196			
Belt; Model No. CR-20, S120; Ser. No. 990000				Drive; Ser. No. 2000001-2999999	715380		6735
& After	256430		J060328	Drive; Ser. No. 3900001-6999999	715381		6588BR
38010				38400; 38405			
Auger; Model No. 3521, 421, 521	379080		6589	Drive	715381		6588BR
Traction; Model No. 3521, 421, 521	379090		6729	38505			
38020				Impeller	632960		6838
Belt	256430		J060328	Traction	632950		6832
38025				38510; 38513; 38540; 38543; 38547			
Traction; Ser. No. 0000001-0999999	730210		5707	Impeller	632961		6839
38030				Traction	632951		6833
Belt	256430		J060328	38555; 38556			
38035				Impeller	632962		6841
Auger; Model No. 3521	379080		6589	Traction	632951		6833
Traction; Model No. 3521	379090		6729	38566; 38570			
38040; 38050				Traction	632953		6835
Auger; Model No. 524, 724	269670		6840	38574			
Traction; Model No. 524, 724	201820		6839	Impeller	632962		6841
38052				Traction	632951		6833
Auger; Model No. 421, 521	379080		6589	38580			
Traction; Model No. 421, 521	379090		6729	Traction	632953		6835
38054; 38056; 38056C				38591			
Auger	379080		6589	Impeller	632967		6841
Traction	379090		6729	Traction	632955		6834
38060				CCR1000			
Auger; Model No. 526, 726, 826, 832, 1032	239080		6840	Drive; Mfr. No. 38190, 38191, 38195, 38196;			
Traction; Model No. 526, 726, 826, 832, 1032	269670		6840	Ser. No. 0010000-2999999	715380		6735
38065				Drive; Mfr. No. 38190, 38191, 38195, 38196;			
Auger	269670		6840	Ser. No. 3901000-6999999	715381		6588BR
Traction	201820		6839	CR-20			
38070				Drive; Mfr. No. 38115C	256430		J060328
Auger; Model No. 526, 726, 826, 832, 1032	239080		6840	CR-20R			
Traction; Model No. 526, 726, 826, 832, 1032	269670		6840	Drive; Mfr. No. 38110C	256430		J060328
38073				Powerlite			
Drive	269670		6840	Drive; Mfr. No. 38170, 38171, 38175, 38176	759010		6613BR
38078				S620			
Auger	269671		6839	Drive; Mfr. No. 38165	256430		J060328
38080				Snowmaster 20			
Auger; Model No. 824	269670		6840	Belt	256430		J060328
Traction; Model No. 824			6839	TROY BILT			
38085; 38085C				5CA			
Auger	269670		6840	Forward	10738		6836
Traction	201820		6839	5GT; 5GTD; 5GTE			
38090				Forward	421321		6836
Auger; Model No. 826, 1132	269670		6840	Reverse	421339		6370
Traction; Model No. 826, 1132	176540		6844	31C			
38110C; 38115C				Drive	10738		6836
Drive	256430		J060328	31GT; 31GTD; 31GTE; 51GTD			
38120; 38130				Drive	421321		6836
Belt	256430		J060328	53C			
38150				Drive	10738		6836
Auger; Model No. 826, 1132	269670		6840	53GT; 53GTD; 53GTE			
Traction; Model No. 826, 1132	176540		6844	Drive	421321		6836
38162				42035			
Belt	256430		J060328	Auger	1917356		6836
38165				Drive	1917357		6735
Belt; Model No. S620; Ser. No. 0000001 &			J060328	42039; 42040			
After	256430		J060328	Auger	1772310		6838
38170; 38171; 38175; 38176				Drive	1751601		6731
Drive	759010		6613BR	GTV5-E			
38190				Drive	618819		6843
Drive; Ser. No. 0000001-2999999	715380		6735	SC5211B; SC5211E			
Drive; Ser. No. 3900001-4999999	715381		6588BR	Drive	421412		6721
38191							
Drive; Ser. No. 2000001-2999999	715380		6735				
Drive; Ser. No. 3900001-6999999	715381		6588BR				

Belts for Snow Blowers/Throwers

Application	OEM No.	Standard Belts	Premium Belts	Application	OEM No.	Standard Belts	Premium Belts
WESTERN AUTO				WHEEL HORSE - Continued			
2XC7500				ST-267; ST-268			
Eng. To J.S.	18055	2300		Impeller	6506		6832
4XC5409				Reverse	6552		6730
Belt	10755		6843	Trans.	6551		6731
4XC7500				ST-626A			
Drive	14790		6838	Drive; W/33" Belt O.C.	MW10367		6833
Traction			6837	Drive; W/36" Belt O.C.	MW10366		6836
4XC7505				STR324			
Belt	17569	2430		Drive	1589		6857
GIS5189				WHITE OUTDOOR PRODUCTS			
Drive	207159		6673BR	66G			
GIS5408				Drive	7540346		6411BR
Auger	13009	2410	6841	180; 181			
Traction	13009	2410	6841	Auger	7540101		6517BR
GIS5409				182; 183			
Auger; W/40" Belt O.C.			6840	Drive	7540367		6390
Auger; W/43" Belt O.C.	17569	2430		190			
Traction; W/39" Belt O.C.	16146		6839	Auger	7540101		6517BR
Traction; W/43" Belt O.C.	17569		6843	192; 193			
GIS7500				Drive	7540101A		6517BR
Auger	14790		6838	440; 450; 550; 552			
Traction; Exc. Model No. A08, A87			6837	Auger; W/29" Belt O.C.	7540256		6729
Traction; Model No. A08, A87	18055	2300		Auger; W/38" Belt O.C.	7540257		6738
GIS7503; GIS7504				586; 588			
Drive	207159		6673BR	Drive	7540282		6372
GIS7505				616E			
Auger			6840	Drive	7540343		6731
Traction	16146	2390	6839	646F; 648F			
GIS7506				Drive	7540346		6411BR
Auger	211664		6836	800; 840; 841; 850; 960			
Traction	211650		6733	Auger	7540194		6845
GIS7507				Drive; W/35 1/2" Belt O.C.	7540131		6671BR
Auger; W/40" Belt O.C.			6840	Drive; W/45" Belt O.C.	7540194		6845
Auger; W/43" Belt O.C.	17569	2430		990-058			
Traction; W/39" Belt O.C.	16146		6839	Auger	320002003		3V315
Traction; W/43" Belt O.C.	17569		6843	990-111			
GIS7508				Drive; W/35" Belt O.C.	320033596		6835
Drive			6840	Drive; W/45" Belt O.C.	320044113		6845
Traction	37230		6838	990-150			
GIS7509				Auger	7540223		6736
Auger	233163		6843	990-170			
GIS7510; GIS55131				Belt; W/35" Belt O.C.	7540193		6835
Auger	35545		6840	Belt; W/44" Belt O.C.	7540222		6844
GIS55132				990-178			
Eng. To J.S.	18055	2300		Auger	7540222		6844
GIS55133				Drive	7540131		6671BR
Drive	14790		6838	990-180; 990-181			
Traction			6837	Auger	7540194		6845
GIS55134				Drive	7540131		6671BR
Drive			6840	990-245; 994-066			
Traction	37230		6838	Auger	7540223		6736
GIS55135				994-170			
Traction	37169		A34	Drive	7540131		6671BR
WHEEL HORSE				Auger	7540222		6844
4-2633; 4-2634; 4-2635; 4-2636; 4-2651; 4-2652; 4-2655				994-178			
Impeller	6506		6832	Drive	7540131		6671BR
Reverse	6552		6730	Auger	7540194		6845
Trans.	6551		6731	Snow Boss 300			
4-2700; 4-2710; 4-2800; 4-2810				Auger	7540223		6736
Traction	104633		6836	YAMAHA			
6-7211				YS624			
Spindle	8687		6852	Drive; W/32" Belt O.C.	7Y64624200		6932
626ST; 626STE				Drive; W/33" Belt O.C.	7Y64624210		6933
Drive; W/33" Belt O.C.	MW10367		6833	YANMAR			
Drive; W/36" Belt O.C.	MW10366		6836	YT3600			
0642ST07				Deck Drive			6965
Auger	9750		6969				

Belts for Snow Blowers/Throwers

Application	OEM No.	Standard Belts	Premium Belts	Application	OEM No.	Standard Belts	Premium Belts
YARD MACHINES				YARD-MAN - Continued			
31A-140				31600-1; 31650-1			
Drive	7540367		6390	Auger	7540222		6844
31A-150				Drive	7540131		6671BR
Drive	7540101A		6517BR	31800; 31850			
31A-611D				Belt	7540131		6671BR
Auger			Ⓜ6735	31860; 31960; 31976			
Drive	7540343		6731	Auger	7540194		6845
31AE6A4E				Drive	7540131		6671BR
Auger			Ⓜ6735	E6B3H			
Drive	7540346		6411BR	Drive	7540346		6411BR
31AE150				E162E			
Drive	7540101A		6517BR	Auger	7540101A		6517BR
31AE600E; 31AE610E; 31AE640F; 31AE644E;				E573H			
31AE662E; 31AE664F				Drive	7540346		6411BR
Auger			Ⓜ6735	E623; E623D; E623E; E633E; E633H; E653F;			
Drive	7540343		6731	E663E; E663H; E673H; E733E			
31AE740F				Auger			Ⓜ6735
Auger			Ⓜ6735	Drive	7540346		6411BR
Drive	7540346		6411BR	E733F; E753F; E763G			
317-140				Auger			Ⓜ6735
Drive	7540367		6390	Drive	7540346		6411BR
317-150				E983H; E993I			
Drive	7540101A		6517BR	Auger	7540222		6844
317-611D				H763G			
Auger			Ⓜ6735	Auger			Ⓜ6735
Drive	7540343		6731	Drive	7540346		6411BR
317E140							
Drive	7540367		6390				
317E150							
Drive	7540101A		6517BR				
317E610E; 317E640F; 317E644E; 317E664F							
Auger			Ⓜ6735				
Drive	7540343		6731				
317E740F							
Auger			Ⓜ6735				
Drive	7540346		6411BR				
317E980I							
Auger	7540194		6845				
Drive	7540131		6671BR				
YARD-MAN							
311-183; 311-184							
Auger	7540367		6390				
311-345							
Auger	7540282		6372				
Drive	7540256		6729				
311-355							
Auger; W/38 3/4" Belt O.C.	7540282		6372				
Auger; W/77" Belt O.C.	7540338		6877				
Drive	7540256		6729				
311-385							
Auger	7540282		6372				
Drive	7540338		6877				
311-965							
Auger	7540194		6845				
Drive	7540131		6671BR				
31100-0; 31100-1; 31100-8; 31100-9							
Auger	7540223		6736				
31150; 31151; 31160							
Belt	7540285		6834				
31250							
Belt	7540205		6673BR				
31352; 31353; 31382; 31383; 31384							
Auger	7540282		6372				
Drive	7540256		6729				
31515; 31515-1; 31550							
Auger	7540257	1380	6738				
Drive	7540256		6729				

Ⓜ Two Required.

Lawn & Garden Equipment

Belts for Tillers

Order Belts and Hose by Our Number. Manufacturers' Part Number is shown for reference only.

Lawn & Garden Equipment

Application	OEM No.	Standard Belts	Premium Belts	Application	OEM No.	Standard Belts	Premium Belts
ACE HARDWARE				ACE HARDWARE - Continued			
21A-415A				215-355			
Drive	7540438		6851	Forward	7540154	2370	6837
210-030				Reverse	7540189	2440	6844
Drive	7540216		6729	215-381			
210-320				Forward	7540154	2370	6837
Drive	7540190		6839	Reverse	7540201	2410	6841
210-350				215-405			
Forward	7540121		6831	Forward	7540109		6843
Reverse	7540146		6833	Reverse	7540195		6854
210-355				215-412			
Forward	7540154		6837	Eng. To Variator	7540220		6927
Reverse	7540189		6844	Variator To Gear Box	7540268		6951
210-360				216-031			
Forward	7540121		6831	Drive	7540216	1290	6729
Reverse	7540146		6833	216-033			
210-385				Drive	7540190		6839
Forward	7540154		6937	216-100			
Reverse	7540201		6841	Drive	7540196		6830
211-355; 211-360				216-200			
Forward	7540121		6831	Forward	7540196		6830
Reverse	7540146		6833	Reverse	7540106		6825
211-370				216-260			
Forward	7540154		6837	Forward	7540104		6832
Reverse	7540155		6509BR	Reverse	7540103		6827
212-355; 212-360				216-310			
Forward	7540121		6831	Drive	7540190		6839
Reverse	7540146		6833	216-355			
212-375				Forward	7540154	2370	6837
Belt; W/28" Belt O.C.	7540157		6928	Reverse	7540189	2440	6844
Belt; W/35" Belt O.C.	7540158		6935	216-360			
213-200				Forward	7540104		6832
Forward	7540107		6830	Reverse	7540103		6827
Reverse	7540189		6844	216-380; 216-381; 216-385			
213-360				Forward	7540154	2370	6837
Forward	7540177		6832	Reverse	7540201	2410	6841
Reverse	7540146		6833	216-405			
213-380				Forward	7540109		6843
Forward	7540154		6837	Reverse	7540195		6854
Reverse	7540155		6509BR	216-412			
Eng. To Variator	7540157	3280	6928	Eng. To Variator	7540220		6927
Variator To Trans.	7540158	3350	6935	Variator To Gear Box	7540268		6951
214-031				217-020; 217-031			
Drive	7540216		6729	Drive	7540216		6729
214-200				217-310			
Forward	7540107		6830	Drive	7540190		6839
Reverse	7540189		6844	217-355			
214-310				Forward	7540154		6837
Drive	7540190	2390	6839	Reverse	7540189		6844
214-355				217-381; 217-385			
Forward	7540154		6837	Forward	7540154		6937
Reverse	7540189		6844	Reverse	7540201		6841
214-381				217-430			
Forward	7540154		6937	Drive	7540325		6857
Reverse	7540201		6841	218-020A; 218-030; 218-030A			
214-385				Drive	7540216		6729
Drive	7540192		6834	218-350			
214-405				Forward	7540104		6832
Forward	7540109		6843	Reverse	7540103		6827
Reverse	7540195		6854	218-355			
215-031				Forward	7540154	2370	6837
Drive	7540216		6729	Reverse	7540189	2440	6844
215-200; 215-255				218-365			
Forward	7540196		6830	Forward	7540104		6832
Reverse	7540106		6825	Reverse	7540103		6827
215-310				219-030			
Drive	7540190		6839	Drive	7540216		6729

Belts for Tillers

Application	OEM No.	Standard Belts	Premium Belts	Application	OEM No.	Standard Belts	Premium Belts
ACE HARDWARE - Continued				AGWAY - Continued			
219-355				211-360			
Forward	7540154		6837	Forward	7540121		6831
Reverse	7540189		6844	Reverse	7540146		6833
219-385				211-370			
Forward	7540154		6937	Forward	7540154		6837
Reverse	7540201		6841	Reverse	7540155		6509BR
70406				212-200			
Forward	7540154	2370	6837	Forward	7540107		6830
Reverse	7540189	2440	6844	Reverse	7540106		6825
72070				212-360			
Drive	7540216	1290	6729	Forward	7540121		6831
72071				Reverse	7540146		6833
Drive	7540190	2390	6839	213-200; 214-200			
72237				Forward	7540107		6830
Drive	7540103		6827	Reverse	7540106		6825
72238				214-355			
Forward	7540196		6830	Forward	7540154		6837
Reverse	7540106		6825	Reverse	7540189		6844
72568				214-385			
Eng. To Variator	7540157		6928	Belt	7540192		6834
Variator	7540158		6935	215-381			
73528				Forward	7540154	2370	6837
Tine	7540325		6857	Reverse	7540201	2410	6841
AGWAY				216-402			
82-0021				Variable Speed	7540207		6842
Belt; W/27" Belt O.C.	7540220		6927	Tine	7540195		6854
Belt; W/51" Belt O.C.	7540268		6951	217-402			
82-1012				Drive	7540207		6842
Drive	7540216		6729	217-430			
Forward; 1972-1971	7540121	2310	6831	Drive	7540325		6857
Reverse; 1972-1971	7540146	2330	6833	219-200			
82-1013				Forward	7540107	2300	6830
Forward; 1977-1976	7540196	2300	6830	Reverse	7540106	2250	6825
Reverse; 1977-1976	7540106	2250	6825	219-350; 219-360			
Forward; 1971	7540154	2370	6837	Forward	7540103		6827
Reverse; 1971	7540155		6509BR	Reverse	7540121		6831
82-1014				ALDENS			
Forward	7540154		6837	10-203-10			
Reverse	7540201		6841	Forward	1110		6835
Drive; 1975-1974	7540192	2340	6834	210-100			
Eng. To Variator; 1973-1972	7540157	3280	6928	Belt	7540103		6827
Variator To Trans.; 1973-1972	7540158	3350	6935	213-370; 213-375			
82-1015				Forward	7540154		6837
Drive	7540196		6830	Reverse	7540155		6509BR
82-1016				213-380; 213-385			
Drive	7540190		6839	Belt	7540158		6935
82-1017				214-370			
Forward	7540154		6837	Forward	7540154		6837
Reverse	7540201		6841	Reverse	7540189		6844
82-1020				214-375			
Drive	7540190		6839	Forward	7540190		6839
82-1021				Reverse	7540189		6844
Drive	7540220		6927	218-360			
Variable Speed	7540221		6952	Forward	7540104		6832
82-1022				Reverse	7540103		6827
Forward	7540109		6843	548			
Reverse	7540195		6854	Forward	7740		6838
82-1040				Reverse	7838		6734
Drive	7540325	2570	6857	549; 555			
210-200				Forward	2435		6837
Forward	7540107		6830	Reverse			6739
Reverse	7540106		6825	6025A			
210-350; 210-360				Forward	7540121		6831
Forward	7540121		6831	Reverse	7540126		6820
Reverse	7540146		6833	6040A			
211-200				Forward	7540154		6837
Forward	7540107		6830	Reverse	7540155		6509BR
Reverse	7540106		6825				

Lawn & Garden Equipment

Belts for Tillers

Application	OEM No.	Standard Belts	Premium Belts
ALDENS - Continued			
6065A; 6081B			
Forward	7540121		6831
Reverse	7540126		6820
6110A; 6110B			
Belt	7540138		6950
9077A; 9080			
Belt	7540103		6827
9080E			
Forward	7540107		6830
Reverse	7540106		6825
9083A; 9083C			
Forward	7540104		6832
Reverse	7540103		6827
9084			
Forward	7540107		6830
Reverse	7540106		6825
9679B; 9679R; 9680R			
Eng. To Variator	7540157		6928
Variator To Trans.	7540158		6935
A-555; B-555			
Forward		2370	6837
Reverse		1390	6739
FS42-6015A			
Forward	7540121	2310	6831
Reverse	7540146	2330	6833
FS42-6040A; FS42-6081B			
Forward	7540154	2370	6837
Reverse	7540155		6509BR
FS42-6110A; FS42-6110B			
Eng. To Variator	7540157	3280	6928
Variator To Trans.	7540158	3350	6935
FS42-9077A; FS42-9080; FS42-9080D			
Drive	7540103	2270	6827
FS42-9080E			
Forward	7540107	2300	6830
Reverse	7540106	2250	6825
FS42-9083			
Forward; W/31" Belt O.C.	7540121	2310	6831
Forward; W/32" Belt O.C.	7540104	2320	6832
Reverse; W/27" Belt O.C.	7540103	2270	6827
Reverse; W/33" Belt O.C.	7540146	2330	6833
FS42-9083A; FS42-9083C			
Forward	7540104	2320	6832
Reverse	7540106	2250	6825
FS42-9084			
Forward	7540107	2300	6830
Reverse	7540106	2250	6825
FS42-60651			
Forward	7540154	2370	6837
Reverse	7540155		6509BR
ALLIED HARDWARE			
210-200			
Forward	7540107		6830
Reverse	7540106		6825
210-350; 210-360			
Forward	7540121		6831
Reverse	7540146		6833
211-200; 211-350; 212-200			
Forward	7540107		6830
Reverse	7540106		6825
212-355; 212-360			
Forward	7540121		6831
Reverse	7540146		6833
212-375			
Belt	7540109		6843
213-200			
Forward	7540107		6830
Reverse	7540106		6825

Application	OEM No.	Standard Belts	Premium Belts
ALLIED HARDWARE - Continued			
213-355; 213-360			
Forward	7540177		6832
Reverse	7540146		6833
214-200			
Forward	7540107		6830
Reverse	7540106		6825
214-355			
Forward	7540154		6837
Reverse	7540189		6844
214-380; 214-385			
Belt	7540192		6834
218-350; 218-360			
Forward	7540104		6832
Reverse	7540103		6827
ALLIS-CHALMERS			
2 H.P.			
Belt	1663009		6728
3 H.P.			
Belt	2029748	2338	
5 H.P.			
Forward	2027168		6834
Reverse	1667200		6734
8 H.P.			
Forward	2029829		6837
Reverse	2029828		6737
2024760			
Belt	200554		6846
2029975			
Forward	1110		6835
Reverse	6163		6737
2029976			
Forward	2435		6837
Reverse			6739
AMERICAN HARDWARE			
212-375; 212-380; 20957			
Eng. To Variator	7540157		6928
Variator To Trans.	7540158		6935
27191			
Belt	7540103		6827
39514			
Forward	7540154		6837
Reverse	7540201		6841
Belair 212-200; Belair 213-200			
Belt	7540103		6827
Brandywine			
Drive	7540216		6729
Cumberland 212-360			
Forward	7540121		6831
Reverse	7540146		6833
Cumberland 213-360			
Forward	7540177		6832
Reverse	7540146		6833
Cumberland 214-360			
Forward	7540154		6837
Reverse	7540189		6844
Midland 214-380			
Belt	7540192		6834
Servistar 210-030			
Belt	7540103		6827
Servistar 210-320			
Drive	7540190		6839
Servistar 210-355			
Forward	7540154		6837
Reverse	7540189		6844
Servistar 210-385			
Forward	7540154		6837
Reverse	7540201		6841

Belts for Tillers

Application	OEM No.	Standard Belts	Premium Belts
AMERICAN HARDWARE - Continued			
Servistar 210-405			
Drive	7540224		6926
Variable Speed	7540221		6952
Servistar 216-031			
Belt	7540103		6827
Servistar 15227			
Drive	7540224		6926
Variable Speed	7540221		6952
SSR031			
Tine	7540195		6854
SSR381			
Forward	7540154		6837
Reverse	7540201		6841
SSR404; SSR405			
Variator	7540190		6839
Tine	7540195		6854
Vanderbilt 214-385			
Belt	7540192		6834
AMERICAN HARDWARE SERVISTAR			
217-020			
Drive	7540216	1290	6729
15337			
Eng. To Variator	7540224	3260	6926
Variator To Drive	7540221	3520	6952
27191			
Drive	7540216	1290	6729
39514			
Forward	7540154	2370	6837
Reverse	7540201	2410	6841
ARIENS			
23B			
Forward	072056		6832
23C-3B			
Forward	072056		6832
Reverse	072099		6731
23L; 23LS			
Forward	072056		6832
24B			
Forward	072056		6832
Reverse	072043		6732
24C3L			
Forward	072056		6832
24C4B			
Forward	072056		6832
Reverse	072043		6732
24C5L			
Forward	072056		6832
Reverse	072099		6731
24L; 24LE			
Forward	072056		6832
Reverse	072043		6732
25L; 2980; 2984			
Forward	072056		6832
Reverse	072099		6731
2985; 2990			
Forward	072056		6832
Reverse	072043		6732
92009			
Forward	072056		6832
Reverse	072085		6732
92010			
Forward	072056		6832
92011; 92012			
Forward	072056		6832
Reverse	072099		6731
92013; 92015; 92016			
Forward	072056		6832

Application	OEM No.	Standard Belts	Premium Belts
ARIENS - Continued			
901001; 901002; 901003			
Forward	072046		6731
Reverse	072024		6829
901004; 901005			
Forward	072093		6831
Reverse	072024		6829
901006			
Forward	072046		6731
Reverse	072024		6829
901007; 901008			
Forward	072046		6731
Reverse	072119		6830
901009			
Forward; W/31" Belt O.C.	072046		6731
Forward; W/36" Belt O.C.	072126		6736
Reverse; W/30" Belt O.C.	072119		6830
Reverse; W/41" Belt O.C.	072127		6741
901011			
Forward	072119		6830
Reverse	072106		6737
901012			
Forward	072046		6731
Reverse	072106		6737
901013			
Forward	072126		6736
Reverse	072127		6741
901015; 901016			
Forward	072119		6830
Reverse	072106		6737
901017			
Forward	072046		6731
Reverse	072106		6737
901018			
Forward	072126		6736
Reverse	072127		6741
902001; 902002			
Forward	072056		6832
902003			
Forward	072056		6832
Reverse	072099		6731
902004			
Forward	072056		6832
Reverse	072043		6732
902005; 902006			
Forward	072056		6832
Reverse	072099		6731
902007			
Trans.	072073		6831
902008; 902010; 902013			
Forward	072056		6832
902014			
Trans.	072073		6831
902015; 902016			
Forward	072056		6832
902017			
Forward	072056		6832
Reverse	072099		6731
902018			
Forward	072056		6832
Reverse	072085		6732
902019			
Forward	072056		6832
Reverse	072043		6732
902020			
Forward	072056		6832
902022			
Trans.	072073		6831
902024			
Forward	072056		6832

Belts for Tillers

Lawn & Garden Equipment

Application	OEM No.	Standard Belts	Premium Belts
ARIENS - Continued			
902024 - Continued			
Reverse	072099		6731
902025			
Forward	072056	6832	
902026			
Forward	072056	6832	
Reverse	072099	6731	
902803; 902804; 902805			
Belt	072109	6832	
902980; 902984			
Forward	072056	6832	
Reverse	072099	6731	
902985			
Forward	072056	6832	
Reverse	072043	6732	
FT214; FT314			
Drive	72056	6832	
Reverse; W/31" Belt O.C.	72099	6731	
Reverse; W/32" Belt O.C.	72085	6732	
FT316			
Drive; Mfr. No. 902808	72056	6832	
FT320; FT424			
Drive	72056	6832	
Reverse; W/31" Belt O.C.	72099	6731	
Reverse; W/32" Belt O.C.	72085	6732	
FT516			
Drive; Mfr. No. 902810	72056	6832	
Forward; Mfr. No. 902410	72056	6832	
Reverse; Mfr. No. 902410	72085	6732	
FT524			
Drive	72056	6832	
Forward; Mfr. No. 902018, 902418	72056	6832	
Reverse; Mfr. No. 902018, 902418	72085	6732	
Reverse; W/31" Belt O.C.	72099	6731	
Reverse; W/32" Belt O.C.	72085	6732	
FT524R			
Forward; Mfr. No. 902501	72056	6832	
Reverse; Mfr. No. 902501	72373	6730	
RT5018			
Forward; Mfr. No. 901025, 901428	72241	B48	
Reverse; Mfr. No. 901025, 901428	72330	6727	
P.T.O.; W/27" Belt O.C.	72241	B48	
P.T.O.; W/28" Belt O.C.		6728	
RT5020			
P.T.O.; W/29" Belt O.C.	72024	6829	
P.T.O.; W/31" Belt O.C.	72046	②6731	
RT6018			
P.T.O.; W/27" Belt O.C.	72241	B48	
P.T.O.; W/28" Belt O.C.		6728	
RT6020			
P.T.O.; W/31" Belt O.C.	72046	6731	
P.T.O.; W/37" Belt O.C.	72106	②6737	
RT7020			
P.T.O.; W/29" Belt O.C.	72024	6829	
P.T.O.; W/31" Belt O.C.	72046	②6731	
RT8020			
Forward; Mfr. No. 901024, 901429	72316	②6737	
Reverse; Mfr. No. 901024, 901429	72127	6741	
P.T.O.; W/36" Belt O.C.	72126	6736	
P.T.O.; W/41" Belt O.C.	72127	6741	
ATLAS			
5-26			
Forward	107037	6831	
Reverse	107037	6831	
12-2100			
Belt	107038	6836	
12-3010; 12-3011			
Belt	10737	6831	

Application	OEM No.	Standard Belts	Premium Belts
ATLAS - Continued			
12-3100			
Belt	107038		6836
12-3150			
Belt	10721		6967
12-5010			
Belt	10737		6831
12-5011			
Forward	107037		6831
Reverse	107038		6836
12-5012; 12-5013			
Belt	10737		6831
12-5015; 12-5016; 12-5020; 12-5021; 12-5022			
Forward	107037		6831
Reverse	107038		6836
12-5100			
Forward	107038		6836
Reverse	107039		6370
22-3150; 22-5350			
Belt	107038		6836
23-5000			
Belt	622407		6950
23-5016			
Belt	421313		6831
23-5350; 44-0300			
Belt	107038		6836
44-0334			
Forward	107037		6831
Reverse	107039		6370
44-0336			
Forward	107038		6836
Reverse	107039		6370
3029			
Belt	107038		6836
3040			
Forward	107038		6836
Reverse	107039		6370
3042			
Forward	107039		6370
Reverse	107039		6370
3043			
Belt	107038		6836
3045			
Forward	107039		6370
Reverse	107039		6370
A17; A24			
Belt	1072		6830
A24R			
Forward	1072		6830
Reverse	1073		6833
ACC519; ACD919			
Belt	107038		6836
T17; T24			
Belt	1072		6830
T100; T100A			
Belt	10712		6831
T150			
Forward	10712		6831
Reverse	10712		6831
T200; T200A; T300; T300A			
Belt	10712		6831
T310			
Belt	10735		6831
T500			
Belt	10712		6831
T510; WT34			
Belt	10735		6831

② Two Required.

Belts for Tillers

Application	OEM No.	Standard Belts	Premium Belts	Application	OEM No.	Standard Belts	Premium Belts
AUTO HOE				AUTOMOTIVE ASSOCIATES - Continued			
9E3-R; 34; 35; 36				217-355			
Belt			6960	Forward	7540154		6837
AUTOMOTIVE ASSOCIATES				Reverse	7540189		6844
212-100				217-375			
Belt	7540103		6827	Forward	7540154		6837
212-255				Reverse	7540190		6839
Forward	7540107		6830	217-385			
Reverse	7540106		6825	Forward	7540154		6837
212-355				Reverse	7540201		6841
Forward	7540121		6831	218-360			
Reverse	7540146		6833	Forward	7540104		6832
212-370				Reverse	7540103		6827
Forward	7540154		6837	BLUE GRASS			
Reverse	7540155		6509BR	214-404			
213-100				Forward	7540109		6843
Belt	7540103		6827	Reverse	7540195		6854
213-255				B310-4			
Forward	7540107		6830	Belt	7540190		6839
Reverse	7540106		6825	BG156			
213-360				Forward	9040B		6822
Forward	7540166		6962	BG381-4			
Reverse	7540146		6833	Forward	7540154		6837
213-375				Reverse	7540201		6841
Forward	7540154		6837	BG385-4			
Reverse	7540155		6509BR	Belt	7540192		6834
214-100				BG401			
Belt	7540103		6827	Reverse	17139		6821
214-255				BG560			
Forward	7540107		6830	Forward	7540154		6837
Reverse	7540106		6825	Reverse	7540189		6844
214-355				BG601; BG701; BG805			
Forward	7540154		6837	Forward	9040B		6822
Reverse	7540189		6844	Reverse	17139		6821
214-375				BG901H			
Forward	7540190		6839	Forward	15953		6833
Reverse	7540189		6844	Reverse	15954		6834
214-385				W7-B102			
Belt	7540192		6834	Forward	7540196		6830
215-100				W7-BG320-D			
Belt	7540196		6830	Belt	7540190		6839
215-255				W7-BG355			
Forward	7540196		6830	Forward	7540154		6837
Reverse	7540106		6825	Reverse	7540189		6844
215-355				W7-BG385-D; W7-BG387			
Forward	7540154		6837	Forward	7540154		6837
Reverse	7540189		6844	Reverse	7540201		6841
215-375				BOLENS			
Forward	7540190		6839	70-01			
Reverse	7540189		6844	Belt	1706907		6824
215-385				2046-01			
Belt	7540192		6834	Drive	1108467		6834
216-100				Reverse	1185487		6732
Belt	7540196		6830	2048-01			
216-255				Forward	1705034		6835
Forward	7540196		6830	Reverse	1185487		6732
Reverse	7540106		6825	2056-01			
216-355				Belt; W/30" Belt O.C.	1712719		6730
Forward	7540154		6837	Belt; W/33" Belt O.C.	1800367		6833
Reverse	7540189		6844	2058-01			
216-375				Forward	1705034		6835
Forward	7540190		6839	Reverse	1185487		6732
Reverse	7540189		6844	2064-01; 2064-02			
216-385				Drive	1705034		6835
Forward	7540154		6837	2066-01; 2067-01; 2068			
Reverse	7540201		6841	Drive	1800367		6833
217-100				Reverse	1185434		6737
Belt	7540196		6830				

Belts for Tillers

Application	OEM No.	Standard Belts	Premium Belts
BOLENS - Continued			
2071-01; 2072-01; 2072-02			
Belt	1706907		6824
2077-01; 2077-02			
Belt	1108536		6927
2080-01			
Belt	1707233		6826
2091-01; 2091-02			
Drive	1800367		6833
2100-01			
Belt; W/30" Belt O.C.	1712719		6730
Belt; W/33" Belt O.C.	1800367		6833
2100-02; 2101-01; 2101-02; 2102-01; 2103-01; 2104-01; 2104-02; 2150-01			
Drive	1800367		6833
Reverse			6731
2152			
Belt	9304		6829
2162			
Drive	200555		6746
2230			
Belt			6843
2250			
Belt			6743
2255			
Drive	1800367		6833
Reverse			6731
M16; M16A; M16B-01; M16D-01; MA16A01; MA16B01; MA16D01			
Belt	1800367		6833
BRINLY-HARDY			
BB-526			
Belt	B2065		6833
BM-15664			
Drive	M43795		6841
BM-15856			
P.T.O.	M43820		6914BR
V-223			
Primary	V223	②	6837
VV-100			
Drive	V131		6958
VV-110			
Primary	V223	②	6837
VV-200			
Drive	V131		6958
VV-210			
Primary	V223	②	6837
VV-300			
Drive	V131		6958
VV-310			
Primary	V223	②	6837
VV-330; VV-336			
Drive	V393		6947
BURNS			
11-279; 11-280; 11-294; 11-295; 11-296			
Forward	9304		6829
11-297; 11-298; 11-299; 199			
Forward	9304		6829
Reverse	9308		6825
275; 279; 280			
Forward	9304		6829
297; 299			
Forward	9304		6829
Reverse	9308		6825
5020			
Forward	9304		6829

Application	OEM No.	Standard Belts	Premium Belts
BURNS - Continued			
5025			
Forward	9304		6829
Reverse	9308		6825
5030			
Belt; W/26" Belt O.C.			6826
Belt; W/29" Belt O.C.			6829
51034; 51035; 51116			
Forward	9304		6829
51138			
Traction	208526		6738
BP100			
Belt			6820
CANADA			
60-4023; 60-4023A5			
Forward	1110		6835
Reverse	6163		6737
60-4032			
Drive	33622		6727
60-4034			
Traction	200555		6746
40081			
Forward	208301		6833
Reverse	208626		6727
41077A			
Belt	208301		6833
51011Z			
Drive	9304		6829
51075Z			
Drive	27093		6847
51082Z			
Forward	1110		6835
Reverse	6163		6737
51102Z			
Drive	33622		6727
51105Z			
Drive	36019		6720
51109Z			
Drive	9304		6829
51110Z			
Drive	36019		6720
51114Z; 51117; 51117Z; 51136Z			
Traction	200555		6746
500081			
Belt	208301		6833
600081			
Forward	208626		6727
Reverse	208626		6727
CARTER BROS. MFG.			
Rowbuster			
Drive	P904		6961
CHIEF			
1960-J			
Forward	1526		6822
1960-JD			
Drive	1040		6832
CHOREMASTER			
500391; 500410; 500516; 500618			
Forward	511192	2330	
Reverse	511193		6733
500733			
Belt	516113		6833
Dub-L-Til			
Belt	511192		6833
Super Duty TU227100; Til-O-Matic TU227200			
Belt; W/17" Belt O.C.	J9004		6817

© Two Required.

Belts for Tillers

Application	OEM No.	Standard Belts	Premium Belts	Application	OEM No.	Standard Belts	Premium Belts
CHOREMASTER - Continued				COAST TO COAST - Continued			
Super Duty TU227100; Til-O-Matic TU227200 - Continued				481-2467			
Belt; W/19" Belt O.C.			6819	Drive	7540224		6926
Tiller				Variable Speed	7540221		6952
Belt; W/32" Belt O.C.			6832	481-2475; 481-2483			
Belt; W/33" Belt O.C.; W/3/8" Belt T.W.	511193		6733	Drive	7540220		6927
Belt; W/33" Belt O.C.; W/1/2" Belt T.W.	511192	2330		Variable Speed	7540221		6952
Belt; W/34" Belt O.C.	513381		6834	481-2491			
Belt; W/35" Belt O.C.	513465		6735	Belt	7540216		6729
Belt; W/41" Belt O.C.	513857		6741	481-4026			
COAST TO COAST				Belt	7540190		6839
10-223; 10-224				481-4059			
Forward	1110		6835	Forward	7540154		6837
Reverse	6163		6737	Reverse	7540201		6841
10-340				481-4067			
Belt	1526		6822	Forward	7540109		6843
10-367; 10-372				Reverse	7540195		6854
Belt	3660		6825	481-4091			
10-395				Tine	7540268		6951
Belt	1526		6822	481-6091			
10-459				Forward	7540220		6927
Forward	1110		6835	Reverse	7540268		6951
Reverse	6163		6737	500			
219-030				Forward	7540177		6832
Belt	7540216		6729	Reverse	7540146		6833
313-7123				800			
Forward	7540107		6830	Forward	7540154		6837
Reverse	7540106		6825	HEO844; HEO846; HEO854; HEO857			
350				Forward	1110		6835
Belt	7540103		6827	Reverse	6163		6737
481-1006				HEO863; HEO864			
Forward	7540196		6830	Belt	3660		6825
Reverse	7540106		6825	HEO875; HEO877; HEO879			
481-1014				Belt	1526		6822
Forward	7540154		6837	HEO889; HEO890			
Reverse	7540189		6844	Forward	2435		6837
481-1220				Reverse			6739
Belt	7540216		6729	Plow Horse 212-200			
481-1246				Forward	7540107		6830
Belt	33622		6727	Reverse	7540106		6825
481-1261				Plow Horse 212-355			
Forward	1110		6835	Forward	7540121		6831
Reverse	6163		6737	Reverse	7540146		6833
481-1279				Plow Horse 212-370			
Forward	2435		6837	Forward	7540154		6837
Reverse			6739	Reverse	7540155		6509BR
481-1303				Plow Horse 213-200			
Forward	27093		6847	Forward	7540107		6830
481-1949				Reverse	7540106		6825
Forward	7540154		6837	Plow Horse 213-355			
Reverse	7540189		6844	Forward	7540121		6831
481-1964				Reverse	7540146		6833
Forward	7540154		6837	Plow Horse 213-375			
Reverse	7540201		6841	Forward	7540154		6837
481-1980				Reverse	7540155		6509BR
Drive	7540220		6927	Plow Horse 214-200			
Variable Speed	7540221		6952	Forward	7540107		6830
481-2400				Reverse	7540106		6825
Belt	7540196		6830	Plow Horse 214-355			
481-2426				Forward	7540154		6837
Forward	7540154		6837	Reverse	7540189		6844
Reverse	7540189		6844	Plow Horse 214-375			
481-2430				Forward	7540190		6839
Belt	7540190		6839	Reverse	7540189		6844
481-2442				Plow Horse 214-385			
Forward	7540154		6837	Tine	7540192		6834
Reverse	7540201		6841	Plow Horse 215-355			
				Forward	7540154		6837
				Reverse	7540189		6844

Belts for Tillers

Application	OEM No.	Standard Belts	Premium Belts
COLUMBIA PRODUCTS			
200-3; 200-4; 210-200; 210-250			
Forward	7540106		6825
Reverse	7540107		6830
210-350; 210-360			
Belt	7540104		6832
211-200; 211-255			
Forward	7540106		6825
Reverse	7540107		6830
211-355; 211-360			
Belt	7540104		6832
212-030			
Belt	7540216		6729
212-200			
Forward	7540106		6825
Reverse	7540107		6830
212-300			
Belt	7540190		6839
212-355			
Belt; W/37" Belt O.C.	7540154		6837
Belt; W/44" Belt O.C.	7540189		6844
212-375			
Belt; W/39" Belt O.C.	7540190		6839
Belt; W/44" Belt O.C.	7540189		6844
212-381			
Belt; W/37" Belt O.C.	7540154		6837
Belt; W/41" Belt O.C.	7540201		6841
212-386			
Belt; W/19" Belt O.C.	7540254		6819
Belt; W/29" Belt O.C.	7540265		6829
212-410			
Belt; W/26" Belt O.C.	7540224		6926
Belt; W/51" Belt O.C.	7540268		6951
212-412			
Belt; W/27" Belt O.C.	7540220		6927
Belt; W/51" Belt O.C.	7540268		6951
355-4			
Belt; W/37" Belt O.C.	7540154		6837
Belt; W/44" Belt O.C.	7540189		6844
357-3			
Forward	7540177		6832
Reverse	7540146		6833
357-4			
Belt; W/37" Belt O.C.	7540154		6837
Belt; W/44" Belt O.C.	7540189		6844
381-3			
Belt	7540158		6935
382-4; 385-4			
Belt	7540192		6834
389-3; 395-4			
Belt	7540158		6935
COTTER & CO.			
10-546-22; 440; 441			
Forward	1110		6835
Reverse	6163		6737
442			
Belt	1526		6822
443			
Forward	2435		6837
Reverse			6739
840			
Belt	1526		6822
51028			
Forward	1110		6835
Reverse	6163		6737
51029			
Belt	1526		6822
51030			
Forward	2435		6837

Application	OEM No.	Standard Belts	Premium Belts
COTTER & CO. - Continued			
51030 - Continued			
Reverse			6739
GTR5			
Tine	7540195		6854
Variable Speed	7540109		6843
CRUSADER			
218-250			
Forward	7540107		6830
Reverse	7540106		6825
218-350; 218-360			
Forward	7540104		6832
Reverse	7540103		6827
CUB CADET			
030			
Drive; W/3 H.P. Eng.	7540216		6729
381			
Drive; W/37" Belt O.C.; W/5 H.P. Eng.	7540154		6837
Drive; W/41" Belt O.C.; W/5 H.P. Eng.	7540201		6841
FT 24			
Forward	9540428	2420	
Reverse	9540429		6746
RT 65; RT 65ES			
Drive	9540434		6858
DAVIS			
144; 144C; 145; 145C; 391; 392; 393			
Forward	4052		6855
Reverse; W/4 H.P. Eng.	4051		6731
DILLE & MCGUIRE			
2946; 2947			
Forward	BE115		6820
Reverse	BE119		6821
H14; HA14; HB14			
Belt	BE111		6833
TA14			
Belt	BE115		6820
TB14			
Forward	BE116		6822
Reverse	BE119		6821
TT12; TT14			
Belt	BE111		6833
V14; VA14; VB14; VC14			
Forward	BE116		6822
Reverse	BE115		6820
DURITE			
MTH3			
Belt; W/37" Belt O.C.	2370		6837
Forward; W/35" Belt O.C.	2350		6835
Reverse	1310		6731
MTH3R			
Belt; W/37" Belt O.C.	2370		6837
Forward; W/35" Belt O.C.	2350		6835
Reverse	1310		6731
MTH4			
Belt; W/37" Belt O.C.	2370		6837
Forward; W/35" Belt O.C.	2350		6835
MTH4R			
Belt; W/37" Belt O.C.	2370		6837
Forward; W/35" Belt O.C.	2350		6835
Reverse	1310		6731
MTH5			
Belt; W/37" Belt O.C.	2370		6837
Forward; W/35" Belt O.C.	2350		6835
MTH5R			
Belt; W/37" Belt O.C.	2370		6837
Forward; W/35" Belt O.C.	2350		6835
Reverse	1310		6731

Belts for Tillers

Application	OEM No.	Standard Belts	Premium Belts	Application	OEM No.	Standard Belts	Premium Belts
DYNAMARK				DYNAMARK - Continued			
1334-00; 1334-03; 1334-04				5349-07; 5349-08; 5349-33; 5349-35; 5349-38; 5349-40; 5349-41; 5349-42; 5349-43			
Belt; W/26" Belt O.C.	21865		6826	Forward	32131		6838
Belt; W/43" Belt O.C.	45216		6843	Reverse	32132		6839
1336-01; 1336-02; 1336-03				5359-1000			
Forward	45216		6843	Auger; W/28" Belt O.C.			6728
Reverse	45217		6839	Auger; W/37" Belt O.C.	49570		6837
1340-00; 1344-01; 1344-02; 1345-00; 1345-01; 1345-02; 1346-01; 1346-02; 1346-03; 1346-05				5361-20; 5361-22; 5361-24			
Belt	21865		6826	Drive			6837
1346-06; 1346-07; 1346-09; 1346-10; 1346-11; 1346-12; 1346-13; 1346-14; 1347-00; 1347-02				50401-1; 50401-3; 50404; 50406; 50407-1; 50407-3; 50409-4; 50409-5; 50414; 50416			
Belt	21865		6826	Belt	28148		6826
1347-03; 1347-04				50417-1; 50417-3; 50417-4; 50417-5; 50417-6			
Belt	21865		6826	Belt	28148		6826
1348-00; 1348-02; 1348-03; 1348-05; 1349-00; 1349-01; 1349-02; 1349-03; 1349-05; 1349-06				50429-4; 50429-6			
Forward	32131		6838	Forward	32131		6838
Reverse	32132		6839	Reverse	32132		6839
1349-07; 1349-08; 1349-09; 1349-10; 1349-11				901011; 901012; 901016			
Forward	32131		6838	Forward	72119		6830
Reverse	32132		6839	Reverse	72106		6737
1460-00				901017			
Belt	8271		6827	Forward	72046		6731
2805-12				Reverse	72106		6737
Drive; W/5 H.P. Eng.	50876		6738	901018			
5300-00				Forward	72126		6736
Belt	8271		6827	Reverse	72127		6741
5333-00; 5333-01				RT300; RT500			
Belt	50877		6741	Belt	8271		6827
5334-00; 5334-06; 5335-00; 5335-01; 5335-02; 5336-04; 5336-05				EARTHQUAKE			
Belt	45216		6843	5 H.P.; 8 H.P.			
5336-06				Tine			6831
Reverse	45217		6839	EDKO			
5336-08				Eddy Boy; Till-Master; Till-Trac			
Belt	45216		6843	Belt	20560		6850
5336-09				EJ SMITH			
Reverse	45217		6839	11-277-21			
5343-00; 5343-01; 5343-30; 5343-35; 5343-39; 5343-40; 5344-00; 5344-35; 5345-00; 5345-01				Forward	9304		6829
Belt	21865		6826	Reverse	9308		6825
5345-02; 5345-03; 5345-30; 5345-32; 5345-33; 5345-35; 5345-36; 5345-38; 5345-43; 5345-45				11-282-21			
Belt	21865		6826	Drive	9304		6829
5345-46; 5345-47; 5345-49; 5345-50; 5345-51; 5345-53; 5346-00; 5346-01; 5346-02; 5346-03				197			
Belt	21865		6826	Forward	9304		6829
5346-04; 5346-05; 5346-06; 5346-07; 5346-08; 5346-11; 5346-12; 5346-14; 5346-30; 5346-40				Reverse	9308		6825
Belt	21865		6826	198			
5346-42; 5346-44; 5346-46; 5346-50; 5346-51; 5347-00; 5347-01; 5347-02; 5347-04; 5347-30				Drive; W/4 H.P. Eng.; W/O Reverse	9304		6829
Belt	21865		6826	Drive; W/Reverse	9304		6829
5347-31; 5347-33; 5347-34; 5347-37; 5347-40; 5347-42; 5347-44; 5347-45; 5347-46; 5347-47				Reverse	9308		6825
Belt	21865		6826	282			
5347-48; 5347-49; 5347-50; 5347-51; 5347-52; 5347-53; 5347-54; 5347-55; 5347-56; 5347-57				Drive	9304		6829
Belt	21865		6826	FALLS			
5347-58				2300; 2305; 2320; BRT23-100; CPRT23-100; G23-102; T-7			
Belt	21865		6826	Drive	T7163		6835
5348-00; 5348-01; 5348-02; 5348-05; 5349-00; 5349-01; 5349-02; 5349-04; 5349-05; 5349-06				FELDMANN			
Forward	32131		6838	35-SR			
Reverse	32132		6839	Belt; W/B. & S. 3 1/2 H.P. Eng.; W/24" Belt O.C.	1320		6824
				Belt; W/B. & S. 3 1/2 H.P. Eng.; W/26" Belt O.C.	S78		6826
				Belt; W/B. & S. 3 1/2 H.P. Eng.; W/28" Belt O.C.			6828
				Belt; W/Tecumseh 3 1/2 H.P. Eng.	S79		6828
				52-SR			
				Belt; W/B. & S. 5 H.P. Eng.	T55		6833
				Belt; W/Tecumseh 5 H.P. Eng.	T54		6820
				63147			
				Drive	1371		6828
				Reverse	1597		6725

Belts for Tillers

Application	OEM No.	Standard Belts	Premium Belts
FELDMANN - Continued			
65000; 65158; 65259			
Drive	1371		6828
Reverse	1384		6826
72335; 72335B; 83335; 83355			
Belt	1434		6728
Jiffy 35S			
Drive			6828
Jiffy 35SR			
Forward			6828
Reverse			6825
Jiffy 45S; Jiffy 51S			
Drive			6828
Jiffy 52SR			
Forward	1235		6833
Reverse	1234		6820
Jiffy 61S			
Drive			6828
FIRESTONE			
08-08-303-7			
Drive	7540103		6827
08-08-500-5			
Forward	7540154		6837
Reverse	7540189		6844
08-08-501-3			
Forward	7540107		6830
Reverse	7540106		6825
08-08-502-1			
Trans.	7540158		6935
08-08-504-8			
Tine	7540192		6834
08-08-550-1			
Forward	7540154		6837
Reverse	7540155		6509BR
422-3-100			
Drive	7540103		6827
422-3-255			
Forward	7540107		6830
Reverse	7540106		6825
422-3-360			
Forward	7540166		6962
Reverse	7540146		6833
422-5-100			
Belt	7540196		6830
422-5-360			
Forward	7540154		6837
Reverse	7540189		6844
422-5-375			
Forward	7540190		6839
Reverse	7540189		6844
422-5-385			
Tine	7540192		6834
422-5-525			
Forward	7540107		6830
Reverse	7540106		6825
Supreme 08-08-500-5			
Forward	7540121		6831
Reverse	7540146		6833
FLO-MOW			
Flow-Mow 24			
Forward			6837
Reverse			6731
MIT-4			
Forward			6835
MIT-5			
Forward			6837
Reverse			6731

Application	OEM No.	Standard Belts	Premium Belts
FLO-MOW - Continued			
MIT-6			
Forward			6838
Reverse			6731
FORD			
09GN-1005			
Forward	2435		6837
Reverse			6739
09GN-1013			
Belt	9304		6829
09GN-1023			
Forward	1110		6835
Reverse	6163		6737
09GN-1105			
Belt	36019		6720
09GN-1114			
Traction	200555		6746
09GN-1182			
Traction	240684		6746
09GN-1183			
Traction	234594		6950
09GN-3639; 09GN-3672; 09GN-3695			
Secondary			6840
9607425			
Traction	234594		6950
9607426			
Traction	240684		6746
9607447			
Secondary			6840
RT5			
Forward	1110		6835
Reverse	6163		6737
RTC5			
Traction	382069304		6829
GAMBLE SKOGMO			
37-6042			
Reverse	511193		6733
210-405A			
Drive	7540224		6926
Variable Speed	7540221		6952
210-408A; 210-409A			
Drive	7540221		6952
Variable Speed	7540220		6927
214-310			
Belt	7540190		6839
219-380A			
Forward	7540154		6837
219-385A			
Forward	7540154		6837
Reverse	7540201		6841
219-405A			
Drive	7540224		6926
Variable Speed	7540221		6952
219-408A			
Drive	7540221		6952
Variable Speed	7540220		6927
556			
Forward	2435		6837
Reverse			6739
6020A			
Reverse	51193		6733
6051A; 6051B			
Drive	7540154		6837
Reverse	7540155		6509BR
9077A			
Belt	7540103		6827

Belts for Tillers

Application	OEM No.	Standard Belts	Premium Belts	Application	OEM No.	Standard Belts	Premium Belts
GAMBLE SKOGMO - Continued				GILSON - Continued			
9081A				10-228-05; 10-229-03			
Reverse	64T34		6731	Forward	1110		6835
9082A; 9082B; 9083A; 9083B; 9083C; 9083D				Reverse	6163		6737
Drive	7540104		6832	10-230-03			
Reverse	7540103		6827	Forward	2435		6837
9083E				Reverse			6739
Drive	7540121		6831	10-231-04; 10-232-05			
Reverse	7540146		6833	Forward	1110		6835
9084A; 9084B; 9084C				Reverse	6163		6737
Drive	7540106		6825	10-233-05			
Reverse	7540107		6830	Forward	2435		6837
9088A				Reverse			6739
Reverse			6739	10-234-04; 10-235-04; 10-236-01; 10-237-01; 10-238-02; 10-239-02			
50014				Forward	1110		6835
Forward	511192	2330	6833	Reverse	6163		6737
Reverse	511193		6733	10-240-03			
500270				Forward	7740		6838
Belt	515332		6826	Reverse	7838		6734
500426; 500427				10-241-05			
Forward	511192	2330	6833	Forward	1110		6835
Reverse	511193		6733	Reverse	6163		6737
FS42-6051A; FS42-6051B; FS42-6081B				10-242-05			
Forward	7540154		6837	Forward	2435		6837
Reverse	7540155		6509BR	Reverse			6739
FS42-6110B				10-243-01; 10-244-12; 10-245-01			
Belt	7540158		6935	Forward	1110		6835
FS59-6019-6B; FS59-6019-6C; FS59-6019-6D; FS59-6020-A; FS59-6020-B; FS59-6020-C; FS59-6035-A				Reverse	6163		6737
Forward	511192	2330	6833	10-246-03			
Reverse	511193		6733	Forward	2435		6837
FS59-6035-C				Reverse			6739
Reverse	511193		6733	10-247-03; 10-248-04; 10-249-10			
FS59-6060-A; FS59-6060-C				Forward	1110		6835
Reverse	513465		6735	Reverse	6163		6737
FS59-6105-A; FS59-6105-C				10-252-01; 10-253-02			
Forward	513381		6834	Belt	4052		6855
Reverse	513465		6735	10-254-01; 10-255-02; 10-256-01; 10-257-02			
FS59-6106-1A				Forward	4052		6855
Forward	516113		6833	Reverse	4051		6731
Reverse	516114	1275		10-259-02; 10-260-01			
FS59-6106-C				Belt	4052		6855
Forward	516113		6833	10-261-01; 10-262-01; 10-262-02; 10-263-05; 10-264-05; 10-265-01; 10-266-01; 10-270-05; 10-271-03; 10-285-05			
Reverse	516747		6727	Forward	4052		6855
FS59-6179-A				Reverse	4051		6731
Forward	516113		6833	10-300-01S; 10-301-07SM; 10-302-03; 10-303-02J; 10-305-01S; 10-306-02J; 10-307-07; 10-309-03; 10-310-03; 10-313-02			
FS59-61038-A				Belt	1526		6822
Belt	515332		6826	10-317-01; 10-318-02; 10-320-04; 10-321-04; 10-323-01; 10-324-01; 10-325-02; 10-326-02; 10-327-03; 10-328-06			
GARDEN STAR				Belt	1526		6822
8030D				10-329-04; 10-330-04; 10-331-01; 10-332-01; 10-333-06; 10-334-02; 10-335-02; 10-336-01; 10-337-01; 10-341-10			
Belt	6833		6013	Belt	1526		6822
GILSON				10-342-23; 10-344-03; 10-345-04; 10-346-04; 10-347-01; 10-349-01			
10-120-09				Belt	1526		6822
Belt	1110		6835	10-350-04			
10-150-06I; 10-152-06; 10-153-09; 10-154-06				Belt	3660		6825
Belt	3114		6817	10-351-03; 10-352-01			
10-200-01C; 10-201-02V; 10-202-02D; 10-204-05DA; 10-205-01C; 10-206-02D; 10-207-02V; 10-208-05DA; 10-209-09V; 10-211-02				Belt	3866		6826
Belt	1110		6835	10-353-01; 10-354-02; 10-355-03			
10-212-01; 10-213-02; 10-214-02; 10-215-02; 10-216-05; 10-217-09; 10-218-10; 10-219-10; 10-220-02				Belt	3660		6825
Belt	1110		6835	10-222-01; 10-222-02			
10-222-01; 10-222-02				Forward	1110		6835
Forward	1110		6835	Reverse	6163		6737
Reverse	6163		6737	10-225-03			
10-225-03				Belt	1110		6835
Belt	1110		6835				

Belts for Tillers

Application	OEM No.	Standard Belts	Premium Belts
GILSON - Continued			
10-357-05			
Belt	3866		6826
10-358-12; 10-360-03; 10-361-02; 10-361-06; 10-361-22; 10-362-01; 10-364-02; 10-366-04			
Belt	3660		6825
10-366-05			
Belt	3866		6826
10-368-01; 10-369-02			
Belt	3660		6825
10-370-05			
Forward	1110		6835
Reverse	6163		6737
10-371-01; 10-374-01; 10-375-01; 10-375-06; 10-376-02; 10-377-01			
Belt	3660		6825
10-396-22; 10-397-03; 10-398-06; 10-399-01			
Belt	1526		6822
10-400-01SD; 10-401-03; 10-402-03; 10-403-10V; 10-404-02JD; 10-405-02; 10-406-01SD; 10-407-02JD; 10-408-01; 10-409-03			
Belt	1040		6832
10-410-06; 10-411-06; 10-412-06; 10-413-06; 10-414-03; 10-415-06; 10-416A-03; 10-416B-03; 10-417A-03; 10-417B-03			
Belt	1040		6832
10-450-04; 10-451-01; 10-452-02; 10-453-04; 10-454-01; 10-455-05; 10-456-05			
Forward	1110		6835
Reverse	6163		6737
10-457-05; 10-458-05; 10-461-05			
Forward	2435		6837
Reverse			6739
10-502-09UR; 10-503-05; 10-504-11UA; 10-505-12U; 10-506-09; 10-507-07; 10-508-06; 10-509-06V; 10-512-05; 10-515-01			
Belt	1110		6835
10-516-02; 10-522-05; 10-523-05; 10-524-09; 10-525-06			
Belt	1110		6835
10-530-02; 10-531-06; 10-532A-06; 10-532-06; 10-532-22; 10-533-03; 10-534-05; 10-536-06; 10-536-10; 10-537-04			
Forward	1110		6835
Reverse	6163		6737
10-538-01; 10-539-05; 10-540-02; 10-541-01; 10-543-10; 10-545-25; 10-554-01			
Forward	1110		6835
Reverse	6163		6737
11-276-26			
Belt	9304		6829
11-277-21			
Forward	9304		6829
Reverse	9308		6825
11-278-15; 11-281-21; 11-282-21; 11-284-19; 11-285-18; 11-286-17; 11-287-16; 11-288-15; 11-289-15; 11-290-15			
Belt	9304		6829
11-291-15; 11-292-15; 11-293-15; 11-297; 11-298; 11-299			
Forward	9304		6829
Reverse	9308		6825
44-0315			
Forward	1110		6835
Reverse	6163		6737
44-0318; 44-0462; 44-0463; 44-0464; 44-0465			
Forward	2435		6837
Reverse			6739

Application	OEM No.	Standard Belts	Premium Belts
GILSON - Continued			
60-4023; 60-4023-A5			
Forward	1110		6835
Reverse	6163		6737
94-2060-5			
Belt	9304		6829
151			
Belt	3114		6817
198; 199			
Forward	9304		6829
Reverse	9308		6825
227			
Belt	1110		6835
242			
Forward	1110		6835
Reverse	6163		6737
268; 269			
Forward	4052		6855
Reverse	4051		6731
272; 273			
Forward	1110		6835
Reverse	6163		6737
274			
Forward	4052		6855
Reverse	4051		6731
276			
Belt	9304		6829
277			
Forward	9304		6829
Reverse	9308		6825
281; 282; 284; 285; 286			
Belt	9304		6829
300			
Forward	1110		6835
Reverse	6163		6737
311; 312; 314; 315; 316; 322; 339; 343; 348			
Belt	1526		6822
363; 378; 379			
Belt	3660		6825
381; 382			
Belt	1526		6822
393			
Forward	4052		6855
Reverse	4051		6731
394			
Belt	1526		6822
442; 454; 500			
Forward	1110		6835
Reverse	6163		6737
519; 520; 521; 528			
Belt	1110		6835
547; 550; 551-42304; 551-42382; 551-42475			
Forward	1110		6835
Reverse	6163		6737
552			
Forward	2435		6837
Reverse			6739
553			
Forward	1110		6835
Reverse	6163		6737
554			
Forward	2435		6837
Reverse			6739
557; 558; 2025-A47; 2025-A57; 2025-A67; 2025-A77; 2025-B57			
Forward	1110		6835
Reverse	6163		6737
6290			
Forward	2435		6837

Belts for Tillers

Application	OEM No.	Standard Belts	Premium Belts	Application	OEM No.	Standard Belts	Premium Belts
GILSON - Continued				GILSON - Continued			
6290 - Continued				51010			
Reverse			6739	Forward	2435		6837
6457-05				Reverse			6739
Forward	4052		6855	51011; 51012; 51013			
Reverse	4051		6731	Belt	9304		6829
6548-4; 6548-5				51016			
Forward	1110		6835	Forward	1110		6835
Reverse	6163		6737	Reverse	6163		6737
6552-4				51017			
Belt	3866		6826	Forward	2435		6837
6650-4; 6650-5				Reverse			6739
Forward	2435		6837	51018			
Reverse			6739	Belt	1526		6822
6652-5				51019; 51020			
Forward	1110		6835	Forward	4052		6855
Reverse	6163		6737	Reverse	4051		6731
6680; 6682-4; 6683-5				51021; 51022; 51023; 51025			
Forward	4052		6855	Forward	1110		6835
Reverse	4051		6731	Reverse	6163		6737
6750-6; 6751-6				51031			
Forward	1110		6835	Belt	1526		6822
Reverse	6163		6737	51034; 51035			
6752-6; 6753-6				Belt	9304		6829
Forward	2435		6837	51040; 51041			
Reverse			6739	Forward	1110		6835
6754-6				Reverse	6163		6737
Forward	4052		6855	51049			
Reverse	4051		6731	Belt	1526		6822
6800				51050; 51051			
Forward	1110		6835	Forward	1110		6835
Reverse	6163		6737	Reverse	6163		6737
6801				51052			
Forward	2435		6837	Forward	2435		6837
Reverse			6739	Reverse			6739
6802				51053			
Forward	1110		6835	Belt	9304		6829
Reverse	6163		6737	51054			
6803				Belt	1526		6822
Forward	2435		6837	51055			
Reverse			6739	Forward	1110		6835
6804				Reverse	6163		6737
Forward	4052		6855	51056; 51057; 51058; 51060			
Reverse	4051		6731	Belt	9304		6829
6809; 6810				51064			
Forward	1110		6835	Forward	1110		6835
Reverse	6163		6737	Reverse	6163		6737
6811				51065			
Forward	2435		6837	Forward	2435		6837
Reverse			6739	Reverse			6739
39007A; 50147				51073; 51074; 51075			
Forward	1110		6835	Belt	27093		6847
Reverse	6163		6737	51076			
51001				Forward	1110		6835
Belt	1526		6822	Reverse	6163		6737
51002; 51003				51077			
Forward	1110		6835	Belt	3660		6825
Reverse	6163		6737	51078			
51004				Belt	1526		6822
Belt	3660		6825	51079			
51005				Belt	3660		6825
Forward	2435		6837	51080			
Reverse			6739	Belt	26873		A65
51006				51082			
Belt	1526		6822	Forward	1110		6835
51007; 51008				Reverse	6163		6737
Forward	1110		6835	51083			
Reverse	6163		6737	Lower Drive	26345		6830
51009				Upper Drive	26344		6819
Belt	3660		6825				

Belts for Tillers

Lawn & Garden Equipment

Application	OEM No.	Standard Belts	Premium Belts
GILSON - Continued			
51084 Belt	1526		6822
51085 Forward	2435	6837	
Reverse		6739	
51087; 51088 Forward	1110	6835	
Reverse	6163	6737	
51089 Belt	9304	6829	
51090; 51092 Forward	1110	6835	
Reverse	6163	6737	
51093 Belt	9304	6829	
51097; 51098 Forward	1110	6835	
Reverse	6163	6737	
51100 Belt	27093	6847	
51101 Forward	1110	6835	
Reverse	6163	6737	
51105 Belt	36019	6720	
51109 Belt	9304	6829	
51110 Belt	36019	6720	
51111 Forward	1110	6835	
Reverse	6163	6737	
51112 Forward	2435	6837	
Reverse		6739	
51113 Belt	26873	A65	
51116 Belt	9304	6829	
51119; 51121 Belt	3114	6817	
51122 Belt	1526	6822	
51125 Belt	36019	6720	
51126 Forward	1110	6835	
Reverse	6163	6737	
51127 Belt	27093	6847	
51135 Forward	208526	6738	
Reverse	208525	6725	
Tine	208527	6848	
51138 Forward	208301	6833	
51140 Forward	208526	6738	
Reverse	208525	6725	
Tine	208527	6848	
51142 Forward	208301	6833	
51143 Forward	208301	6833	
Reverse	208626	6727	
151134 Forward	200554	6846	
Reverse	200555	6746	

Application	OEM No.	Standard Belts	Premium Belts
GILSON - Continued			
2029978 Belt	9304		6829
15265150 Belt			6839
GRAINGER, W. W.			
3Z469 Belt	7540103		6827
3Z469B Forward	7540196		6830
Reverse	7540106		6825
3Z469C Belt	7540196		6830
3Z470 Belt	7540166		6962
3Z470A; 3Z470B; 3Z470C; 3Z470D Forward	7540154		6837
Reverse	7540189		6844
3Z471 Forward	7540154		6837
Reverse	7540155		6509BR
3Z471A; 3Z471B Forward	7540190		6839
Reverse	7540189		6844
3Z502A Forward	7540154		6837
Reverse	7540201		6841
3Z502C Belt	7540190		6839
3Z642; 3Z642A; 3Z642C Drive	7540216		6729
3Z643; 3Z643A Drive	7540220		6927
Variable Speed	7540221		6952
3Z644 Drive	7540233		6821
Variable Speed	7540231		6828
3Z885A Belt; W/43" Belt O.C.	7540109		6843
Belt; W/54" Belt O.C.	7540195		6854
31295 Forward	1110	6835	
Reverse	6163	6737	
32309 Forward	2435	6837	
Reverse		6739	
51032 Forward	1110	6835	
Reverse	6163	6737	
51033 Forward	2435	6837	
Reverse		6739	
HABAN			
Power Trac V Forward	10467		6852
Reverse	10371		6843
HAHN ECLIPSE			
7801; 7802; 7803 Forward	1362P		6720
Reverse	1362P		6720
7804; 7810; 7901; 7902; 7903 Forward	308500		6720
Reverse	308500		6720
8000; 8001 Forward	1362P		6720
Reverse	1206P		6719
8004; 8005; 8006; 8007 Forward	1362P		6720

Belts for Tillers

Lawn & Garden Equipment

Application	OEM No.	Standard Belts	Premium Belts
HAHN ECLIPSE - Continued			
8004; 8005; 8006; 8007 - Continued			
Reverse	1362P		6720
8200; 8250; 8251			
Forward	1362P		6720
Reverse	1206P		6719
8252; 8253; 8254; 8256; 8257; 8258			
Forward	1362P		6720
Reverse	1362P		6720
8259; 8260; 8261; 8262; 8263; 8264; 8265			
Forward	308439		6833
Reverse	308447		6832
8400; 8401; 8402			
Forward	1362P		6720
Reverse	1206P		6719
8602; 8622			
Forward	308439		6833
Reverse	308440		6831
8650; 8651; 8652			
Forward	1362P		6720
Reverse	1206P		6719
8654; 8655; 8656; 8659; 8660; 8661			
Forward	1362P		6720
Reverse	1362P		6720
8663; 8664; 8665; 8666; 8667; 8668			
Forward	308439		6833
Reverse	308440		6831
8670; 8671; 8672			
Forward	1362P		6720
Reverse	1362P		6720
8674; 8675; 8677			
Forward	308500		6720
Reverse	308500		6720
HANNIBAL MOWER			
Tom Boy H-66-TR			
Forward			6836
Reverse			6835
Tom Boy H-713-1			
Drive			6835
Tom Boy H-715-R			
Forward			6836
Reverse			6835
Tom Boy H-715R-1			
Drive			6835
Reverse			6835
HARDWARE WHOLESALERS, INC.			
211-360; 212-355; 213-360			
Forward	7540121		6831
Reverse	7540146		6833
214-200			
Forward	7540107		6830
Reverse	7540106		6825
214-310			
Belt	7540190		6839
214-360			
Forward	7540154		6837
Reverse	7540189		6844
214-381			
Forward	7540154		6837
Reverse	7540201		6841
214-404			
Forward	7540109		6843
Reverse	7540195		6854
215-200			
Forward	7540196		6830
Reverse	7540106		6825
215-385			
Belt	7540192		6834

Application	OEM No.	Standard Belts	Premium Belts
HARDWARE WHOLESALERS, INC. - Continued			
216-200			
Forward	7540196		6830
Reverse	7540106		6825
216-380; 216-385			
Forward	7540154		6837
Reverse	7540201		6841
217-020; 217-030			
Belt	7540216		6729
217-200			
Forward	7540196		6830
Reverse	7540106		6825
217-385			
Forward	7540154		6837
Reverse	7540201		6841
218-350; 218-360			
Forward	7540104		6832
Reverse	7540103		6827
HOMELITE			
51086			
Drive	9304		6829
R3			
Forward	174883		6834
R4C			
Drive	9304		6829
R5			
Forward	174883		6834
Reverse	118494		6734
R8			
Forward	176393		6737
Reverse	176917		6837
HOMKO			
13440000; 13440100; 13450002; 13450200;			
13460000; 13460200; 13460300; 13470100;			
13470200; 13470300			
Drive	21865		6826
13480000; 13480200; 13490000; 13490100;			
13490200			
Forward	32132		6839
Reverse	32131		6838
53433900; 53450300; 53460000; 53460100;			
53460200; 53460300			
Drive	21865		6826
53463700			
Drive	28148		6826
53464000; 53464400			
Drive	21865		6826
53470000; 53470100			
Drive	28148		6826
53470200			
Drive	21865		6826
53473000; 53473100			
Drive	28148		6826
53480000; 53490000			
Forward	32132		6839
Reverse	32131		6838
HONDA			
F400 Series			
Drive	047765		6936
F401K2A; F401K2A2			
Drive	22431733622		6938
F500 Series			
Drive	047765		6936
F501K2A1; F501K2A2			
Drive	22431733752		6939

Belts for Tillers

Lawn & Garden Equipment

Application	OEM No.	Standard Belts	Premium Belts
HONDA - Continued			
FG400A; FG500A			
Drive	22431727013		6939
FR500			
Belt	106375		6933
FR600A; FR650A			
Drive	22431734013		6941
FR700			
Belt	103647		6936
FR750A			
Drive	22431777731		6939
FR800A			
Drive	22431770700		6945
HUFFMAN			
0948			
Forward9040B		6822
Reverse17139		6821
0949			
Forward15954		6834
Reverse15953		6833
2946			
ForwardBE116		6822
ReverseBE115		6820
2947			
ForwardBE116		6822
ReverseBE119		6821
2948			
Forward9040B		6822
Reverse17139		6821
2949			
Forward15954		6834
Reverse15953		6833
4946			
ForwardBE116		6822
ReverseBE115		6820
4947			
ForwardBE116		6822
ReverseBE119		6821
4948			
Forward9040B		6822
Reverse17139		6821
4949			
Forward15954		6834
Reverse15953		6833
HUSQVARNA			
550CRTH; 600CRT			
Drive	532132801		6852
CRT35			
Drive	532132672		6853
CRT52			
Drive; W/52" Belt O.C.	532132801		6852
Drive; W/53" Belt O.C.	532132672		6853
CRT61			
Drive	532132801		6852
CRT83			
Drive	532138399		6859
INTERNATIONAL			
526			
Belt; W/40" Belt O.C.	59004C1		6840
Belt; W/45" Belt O.C.	59003C1		6845
JACOBSEN			
52200			
Drive313582		6925
52210			
Drive314564		6829

Application	OEM No.	Standard Belts	Premium Belts
JARI			
R			
Eng. To J.S.	R120K		6949
Traction	P120	2310	6831
JOHN DEERE			
314F			
Drive	M128825		6832
518R			
Forward	M128980		6827
Reverse	M128979		6728
820R			
Forward	AM124075		6737
Reverse	M128978		6741
JOLLYHOE			
Jollyhoe Giant			
Belt			6836
Jollyhoe Giant (Rental)			
Belt			6937
Jollyhoe King Size			
Belt			6933
Jollyhoe Std.			
Belt; W/32" Belt O.C.			6832
Belt; W/33" Belt O.C.			6933
KEITH SIMONS			
557; 51021; 51047; 51101			
Forward1110		6835
Reverse6163		6737
KUBOTA			
AT55			
Drive	SB37		6938
LAWN BOY			
2020; 2021; LRT-3			
Belt	45589		6837
LAWN CHIEF			
5-66			
Forward	10737		6831
Reverse	10737		6831
H45/4 1/2 H.P. Gardenway			
Drive1128		6473BR
LAZY BOY			
3LBCT			
Drive1228		6828
3MT79; 5MT79; 5MTR79			
Drive9017		6850
5RT			
Eng. To J.S.			6849
Tine			6868
7-55T; 8-35T Master Till; 8-36T Master Till			
Drive9017		6850
8RT			
Tine			6866
Trans.			6847
Wheel Drive			6834
8T-265 Master Till			
Drive9017		6850
756T			
Drive1244		6850
Economizer			
Belt; W/3 H.P. Eng.			6828
LB5RJ			
J.S. To Tine1257		6865
LT3022			
Drive1228		6828

© Two Required.

Belts for Tillers

Lawn & Garden Equipment

Application	OEM No.	Standard Belts	Premium Belts
LAZY BOY - Continued			
LT5084; S26S			
Drive	1244		6850
T1011			
Drive; W/Tecumseh 1.6 H.P. Eng.	50036	2310	6831
T3022			
Drive; W/B. & S. 3 H.P. Eng.	1228	2280	6828
T5034; T5044			
Forward	1244		6850
T5054			
J.S. To Tine	1257		6865
T5063			
Tine; W/B. & S. 5 H.P. Eng.	60016		6841
Reverse; W/B. & S. 5 H.P. Eng.	60018	1275	
Wheel Drive; W/B. & S. 5 H.P. Eng.	60017		6825
T5074			
Forward	1244		6850
Reverse	1246		6836
T8054			
Eng. To Clutch Pulley; W/B. & S. 8 H.P. Eng.	1255		6847
Pulley To Chain Drive; W/B. & S. 8 H.P. Eng.	1257		6865
T-9 Du-O-Tiller; T-9 Master Till; TV76-3 Du-O-Tiller; TV76-3 Master Till; TV865-80 Du-O-Tiller; TV865-80 Master Till			
Drive			6850
W3-C3T; W3-C5T			
Drive	9017		6850
MANG			
91			
Belt; W/45" Belt O.C.	Q2808		②6945
Belt; W/47" Belt O.C.	Q2808K		②6947
95			
Belt; W/45" Belt O.C.; W/Single Belt			6945
Belt; W/45" Belt O.C.; W/Dual Belts	Q2808		②6945
Belt; W/47" Belt O.C.	Q2808K		②6947
GT			
Belt			6827
JR			
Belt; Ser. No. 792066 & Before	JR5311		6838
Belt; Ser. No. 792067 & After	JR5343		6943
JR2000			
Belt; W/B. & S. 7 H.P. Eng.	5343		B40
MASSEY FERGUSON			
22S; 26S			
Forward	1023435M1		6834
Reverse	1023436M1		6829
MASTER TILL			
MT263; MT265			
Drive	L450		6850
MT265R			
Forward	L450		6850
Reverse			6735
MAUSFIERES-SWITZERLAND			
215-385			
Drive	7540192		6834
MAXIM			
6M50B			
Tine; W/B. & S. 3, 5 H.P. Eng.	359328		6850
Big M Heavy Duty (Garden Plow); Big M Special			
Tine	M35932850		6850
Commercial; Extra Heavy Duty			
Eng. To Chain Drive	272201		6851
GA50B Gardenall; GM50B Garden Master; GM50BP Garden Master			
Idler	320359328		6850

Application	OEM No.	Standard Belts	Premium Belts
MAXIM - Continued			
M530B; M550B			
Tine; W/B. & S. 3, 5 H.P. Eng.	359328		6850
MS50B; MS50BR			
Idler	359328		6850
MT50B Red Max			
Idler	320272201		6851
PH50B			
Traction; W/5 H.P. Eng.	272212		6864
RM30B			
Drive; W/3 H.P. Eng.	272241		6837
RT50B			
J.S.; W/5, 8 H.P. Eng.	272220		6828
Wheel Drive; W/5, 8 H.P. Eng.	272205	2400	6840
RT50B Deluxe			
Forward	320272213		6847
Reverse	320272214		6875
TP50B Till-N Plow			
Idler	320272201		6851
TP50B-R Till-N Plow			
Reverse			6746
Trans.; W/50" Belt O.C.	359328		6850
Trans.; W/51" Belt O.C.	272201		6851
MERRY TILLER			
7402			
Belt; W/B. & S. 5 H.P. Eng.	2059		6850
Belt; W/Tecumseh 4 H.P. Eng.	2059		6850
7403			
Belt; W/45" Belt O.C.	2313		6745
Belt; W/50" Belt O.C.	2059		6850
7412; 7460; 7480			
Belt; W/B. & S. 5 H.P. Eng.	2059		6850
Belt; W/Tecumseh 4 H.P. Eng.	2059		6850
7600; 7601; 7602			
Belt; W/International B. & S. 5 H.P. Eng.	2278		6841
Custom 7300; Custom G78			
Belt; W/Tecumseh 4 H.P. Eng.	2059		6850
Exporter G-60			
Belt	2391		6836
Exporter G-61			
Belt; W/International B. & S. 5 H.P. Eng.	2278		6841
Exporter G-89			
Belt	2391		6836
Exporter G-91			
Belt	2270		6841
Minnie 2000			
Belt; W/B. & S. 2 H.P. Eng.	3292	2340	6834
Minnie 2003			
Belt; W/B. & S. 3 H.P. Eng.	2059		6850
Belt; W/Tecumseh 4 H.P. Eng.	2059		6850
Professional 85; Professional 88			
Belt; W/45" Belt O.C.	2313		6745
Belt; W/50" Belt O.C.	2059		6850
Professional 7500; Professional 7501; Professional 7502			
Belt	2059		6850
Professional G-54			
Belt	2031		6850
Professional G-55			
Belt	1984		6845
Professional G-83			
Belt; W/45" Belt O.C.	1984		6845
Belt; W/B. & S. 5 H.P. Eng.; W/50" Belt O.C.	2059		6850
Belt; W/Kohler 4 H.P. Eng.; W/50" Belt O.C.	2059		6850
Belt; W/Wisconsin 4.6 H.P. Eng.; W/50" Belt O.C.	2059		6850
Scotsman 7200; Scotsman G-44-B			
Belt; W/Tecumseh 4 H.P. Eng.	2059		6850

② Two Required.

Belts for Tillers

Application	OEM No.	Standard Belts	Premium Belts
MERRY TILLER - Continued			
Suburban G-15; Suburban G-19; Suburban G-20; Suburban G-25; Suburban G-26; Suburban G-31; Suburban G-32; Suburban G-38; Suburban G-39			
Forward	329		6845
Reverse	1637		6739
Suburban G-46-B			
Belt	2031		6850
Suburban G-53; Suburban G-53B; Suburban G-80			
Belt; W/Tecumseh 4 H.P. Eng.	2059		6850
Suburban G-82			
Belt; W/45" Belt O.C.	2313		6745
Belt; W/50" Belt O.C.	2059		6850
MIGHTY MAC			
324; 524			
Forward			6850
524R			
Forward			6850
Reverse			6745
822TR			
Forward	7010319		6854
Reverse	7010318		6842
824; 824RT			
Forward		②3V600	
Reverse; W/40" Belt O.C.			6840
Reverse; W/50" Belt O.C.			6850
MITCHELL MFG. CO.			
MTH-3; MTH-3R; MTH-4R; MTH-5R			
Forward	T6567		6837
Reverse	T6566		6731
MONO			
Mono CD-30			
Drive	G1458	2420	6842
Mono CD-50			
Drive	G1458	2420	6842
Reverse		2318	
Mono T35-BR			
Drive	G158		6831
Mono T50-BR			
Drive	G158		6831
Reverse	G608		6826
Mono TH50-BR			
Drive	G820		6832
Reverse	G1330		6835
Rocket 30CD			
Drive	G1458		6842
Reverse	G1461	2318	
Rocket 35-TR; Rocket 50-TR			
Drive	G158		6831
Rocket 50CD			
Drive	G1458		6842
Reverse	G1461	2318	
Rocket 50TH			
Drive	G820		6832
Reverse	G1330		6835
MONTGOMERY WARD			
89-1555			
Forward	40041		6840
Reverse	40207		6845
1545			
Forward	1110		6835
Reverse	6163		6737
1548			
Reverse	1508		6858
1555			
Belt	27093		6847

Application	OEM No.	Standard Belts	Premium Belts
MONTGOMERY WARD - Continued			
1558			
Reverse	1508		6858
1565; 1565E; 1565F; 1565G			
Forward	1110		6835
Reverse	6163		6737
1566C			
Drive	1526		6822
1567			
Forward	1110		6835
1578B			
Drive	1526		6822
1579A			
Forward	4052		6855
Reverse	4051		6731
1580			
Forward	1110		6835
Reverse	6163		6737
1582A; 1582B			
Forward	7740		6838
Reverse	7838		6734
1589			
Forward	1110		6835
Reverse	6163		6737
1590			
Forward	2435		6837
Reverse			6739
1593			
Forward	1110		6835
Reverse	6163		6737
1595			
Forward	2435		6837
Reverse			6739
1596; 1596A			
Forward	7740		6838
Reverse	7838		6734
5030-0			
Forward	40041		6840
Reverse	40207		6845
39002B			
Drive	36019		6720
39007A; GIL1494B; GIL1545A; GIL1545B; GIL1545C; GIL1545D			
Forward	1110		6835
Reverse	6163		6737
GIL1555A			
Belt	27093		6847
Forward	1110		6835
Reverse	6163		6737
GIL1555B; GIL1555C			
Belt	27093		6847
GIL1565E; GIL1565F; GIL1565G			
Forward	1110		6835
Reverse	6163		6737
GIL1566C			
Forward	1526		6822
GIL1567A; GIL1567AB			
Forward	1110		6835
GIL1575			
Lower Drive	26345		6830
Upper Drive	26344		6819
GIL1578A; GIL1578B			
Forward	1526		6822
GIL1579A			
Forward	4052		6855
Reverse	4051		6731

© Two Required.

Belts for Tillers

Application	OEM No.	Standard Belts	Premium Belts
MONTGOMERY WARD - Continued			
GIL1580A; GIL1580B; GIL1580C; GIL1580D; GIL1580E; GIL1580F; GIL1580G; GIL1580H; GIL1580I; GIL1580J			
Forward	1110		6835
Reverse	6163		6737
GIL1580K			
Forward	1110		6835
Reverse	6163		6737
GIL1581; GIL1581A			
Forward	1526		6822
GIL1582A; GIL1582B			
Forward	7740		6838
Reverse	7838		6734
GIL1584A; GIL1584B; GIL1584C			
Forward	1526		6822
GIL1585			
Lower Drive	26345		6830
Upper Drive	26344		6819
GIL1589A			
Forward	1110		6835
Reverse	6163		6737
GIL1590A			
Belt			6739
GIL1593A; GIL1593B; GIL1593C; GIL1593D; GIL1594A; GIL1594B			
Forward	1110		6835
Reverse	6163		6737
GIL1595E			
Belt			6739
GIL1596; GIL1596A			
Forward	7740		6838
Reverse	7838		6734
GIL1598B; GIL1599B			
Belt	1040		6832
GIL33095A; GIL33095B			
Belt	12570	3560	
GIL33498A			
Belt	214170		6858
GIL39000A; GIL39000B			
Drive	33622		6727
GIL39008A			
Traction	208526		6738
GIL39011D			
Forward	208301		6833
Reverse	208626		6727
GIL39012B			
Tine	200554		6846
Traction	200555		6746
GIL51174			
Forward	1110		6835
Reverse	6163		6737
TMO39084A			
Forward	7540109		6843
Reverse	7540190		6839
Tine	7540195		6854
TMO39000			
Drive	33622		6727
TMO39014B; TMO39014C			
Drive	7540220		6927
Variable Speed	7540221		6952
TMO39023; TMO39023A; TMO39023B; TMO39023C			
Tine	7540190		6839
TMO39025; TMO39025A			
Forward	7540154		6837
Reverse	7540201		6841
TMO39031			
Drive	208301		6833

Application	OEM No.	Standard Belts	Premium Belts
MONTGOMERY WARD - Continued			
TMO39032A			
Traction	200555		6746
TMO39080A			
Drive; W/37" Belt O.C.	7540255		6837
Drive; W/44" Belt O.C.	7540189		6844
TMO39083A			
Forward	7540109		6843
Reverse	7540190		6839
Tine	7540195		6854
TMO39085A; TMO39085B; TMO39086A			
Tine	7540325		6857
TMO39097; TMO39097A			
Belt; W/43" Belt O.C.	7540109		6843
Belt; W/54" Belt O.C.	7540195		6854
TMO39103; TMO39103A; TMO39103B; TMO39103C			
Eng. To Variator	7540220		6927
Variator To Trans.	7540268		6951
TMO219310			
Belt; W/39" Belt O.C.	7540190		6839
Belt; W/44" Belt O.C.	7540189		6844
TMO218355088			
Drive; W/37" Belt O.C.	7540255		6837
Drive; W/44" Belt O.C.	7540189		6844
MOTO-MOWER			
26-500; 61-501; 61-502; 1900-10; Deluxe 500; Deluxe 501; Deluxe 502			
Belt; W/29" Belt O.C.	1016174		6829
Belt; W/34" Belt O.C.	1016169		6834
MTD GOLD			
21AB45M5004			
Drive	9540434		6858
MTD PRODUCTS, INC.			
9-5204			
Drive	7540216		6729
9-5208			
Drive	7540190		6839
21-4620; 21-4621			
Forward	7540104		6832
Reverse	7540103		6827
21A035			
Drive	9540216		6729
21A213			
Forward	7540107		6830
Reverse	7540106		6825
21A214; 21A215			
Forward	7540104		6832
Reverse	7540103		6827
21A217			
Forward	7540107		6830
Reverse	7540106		6825
21A340			
Drive	9540428		6842
21A390			
Forward	9540428		6842
Reverse	9540429		6746
21A410; 21A410A; 21A420; 21A422B			
Drive	9540438		6851
21A430; 21A447; 21A448; 21A452B; 21A456B; 21A457A; 21A457B; 21A458B			
Drive	9540434		6858
100-129			
Belt	7540103		6827
200-027			
Forward	7540107		6830
Reverse	7540106		6825

Lawn & Garden Equipment

Belts for Tillers

Lawn & Garden Equipment

Application	OEM No.	Standard Belts	Premium Belts
MTD PRODUCTS, INC. - Continued			
210-030A			
Drive	7540216		6729
210-100			
Belt	7540103		6827
210-100A			
Belt	7540196		6830
210-200; 210-250			
Forward	7540107		6830
Reverse	7540106		6825
210-300A; 210-320A			
Drive	7540190		6839
210-350; 210-352			
Forward	7540121		6831
Reverse	7540146		6833
210-355A			
Forward	7540154		6837
Reverse	7540189		6844
210-360			
Forward	7540121		6831
Reverse	7540146		6833
210-385A			
Forward	7540154		6837
Reverse	7540201		6841
210-386A			
Eng. To Variator	7540232		6820
Variator To Drive	7540231		6828
210-388; 210-388A			
Belt; W/21" Belt O.C.	7540233		6821
Belt; W/28" Belt O.C.	7540231		6828
210-405; 210-405A			
Eng. To Variator	7540224		6926
Variator To Drive	7540221		6952
210-408; 210-408A; 210-409; 210-409A			
Belt; W/27" Belt O.C.	7540220		6927
Belt; W/52" Belt O.C.	7540221		6952
211-030A			
Drive	7540216		6729
211-100			
Belt	7540103		6827
211-200; 211-255			
Forward	7540107		6830
Reverse	7540106		6825
211-300A; 211-320A			
Drive	7540190		6839
211-355			
Forward	7540121		6831
Reverse	7540146		6833
211-355A			
Forward	7540154		6837
Reverse	7540189		6844
211-360			
Forward	7540121		6831
Reverse	7540146		6833
211-365; 211-370			
Belt; W/35" Belt O.C.	7540158		6935
Belt; W/37" Belt O.C.	7540154		6837
Belt; W/40" Belt O.C.	7540155		6509BR
211-375; 211-380			
Eng. To Variator	7540157		6928
Variator To Trans.	7540158		6935
211-381; 211-385A			
Forward	7540154		6837
Reverse	7540201		6841
211-386A; 211-388; 211-388A			
Eng. To Variator	7540232		6820
Variator To Drive	7540231		6828
211-405A; 211-408A			
Eng. To Variator	7540224		6926
Variator To Drive	7540221		6952

Application	OEM No.	Standard Belts	Premium Belts
MTD PRODUCTS, INC. - Continued			
212-030			
Drive	7540216		6729
212-100			
Belt	7540103		6827
212-200; 212-255			
Forward	7540107		6830
Reverse	7540106		6825
212-300			
Drive	7540190		6839
212-355			
Forward; W/31" Belt O.C.	7540121		6831
Forward; W/37" Belt O.C.	7540154		6837
Reverse; W/33" Belt O.C.	7540146		6833
Reverse; W/44" Belt O.C.	7540189		6844
212-360			
Forward	7540121		6831
Reverse	7540146		6833
212-365; 212-370			
Belt; W/35" Belt O.C.	7540158		6935
Belt; W/37" Belt O.C.	7540154		6837
Belt; W/40" Belt O.C.	7540155		6509BR
212-375			
Belt; W/39" Belt O.C.	7540190		6839
Belt; W/44" Belt O.C.	7540189		6844
Eng. To Variator	7540157		6928
Variator To Trans.	7540158		6935
212-380			
Eng. To Variator	7540157		6928
Variator To Trans.	7540158		6935
212-381			
Forward	7540154		6837
Reverse	7540201		6841
212-386			
Forward	7540254		6819
Reverse	7540265		6829
212-405			
Eng. To Variator	7540224		6926
Variator To Drive	7540221		6952
212-410; 212-412			
Belt; W/26" Belt O.C.	7540224		6926
Belt; W/27" Belt O.C.	7540220		6927
Belt; W/51" Belt O.C.	7540268		6951
213-030			
Drive	7540216		6729
213-100			
Belt	7540103		6827
213-200; 213-225; 213-255			
Forward	7540107		6830
Reverse	7540106		6825
213-300; 213-320			
Drive	7540190		6839
213-350			
Belt; W/32" Belt O.C.	7540177	2320	6832
Belt; W/33" Belt O.C.	7540146		6833
Belt; W/62" Belt O.C.	7540166		6962
213-355			
Belt; W/32" Belt O.C.	7540177	2320	6832
Belt; W/33" Belt O.C.	7540146		6833
Belt; W/62" Belt O.C.	7540166		6962
Forward	7540154		6837
Reverse	7540189		6844
213-360			
Belt; W/32" Belt O.C.	7540177	2320	6832
Belt; W/33" Belt O.C.	7540146		6833
Belt; W/62" Belt O.C.	7540166		6962
213-370; 213-375			
Belt; W/35" Belt O.C.	7540158		6935
Belt; W/37" Belt O.C.	7540154		6837
Belt; W/40" Belt O.C.	7540155		6509BR

Belts for Tillers

Application	OEM No.	Standard Belts	Premium Belts	Application	OEM No.	Standard Belts	Premium Belts
MTD PRODUCTS, INC. - Continued				MTD PRODUCTS, INC. - Continued			
213-380				214-385 - Continued			
Eng. To Variator	7540157		6928	Reverse	7540201		6841
Variator To Trans.	7540158		6935	214-385A			
213-381				Tine	7540192		6834
Forward	7540154		6837	214-386			
Reverse	7540201		6841	Tine	7540146		6833
213-385; 213-390A; 213-395A				214-390			
Eng. To Variator	7540157		6928	Forward	7540428		6842
Variator To Trans.	7540158		6935	Reverse	7540429		6746
213-404				214-390A; 214-395A			
Tine	7540253		6843	Eng. To Variator	7540157		6928
Traction	7540195		6854	Variator To Trans.	7540158		6935
213-410; 213-412				214-404; 214-405			
Belt; W/26" Belt O.C.	7540224		6926	Tine	7540109		6843
Belt; W/27" Belt O.C.	7540220		6927	Traction	7540195		6854
Belt; W/51" Belt O.C.	7540268		6951	214-406			
214-021; 214-030; 214-031; 214-035				Forward	7540109		6843
Drive	7540216		6729	Reverse	7540190		6839
214-100; 214-100A; 214-102; 214-104				Tine	7540195		6854
Belt	7540103		6827	214-410			
214-200; 214-200A; 214-250; 214-254				Drive	7540438		6851
Forward	7540107		6830	214-412; 214-418			
Reverse	7540106		6825	Belt; W/26" Belt O.C.	7540224		6926
214-255				Belt; W/27" Belt O.C.	7540220		6927
Forward	7540107		6830	Belt; W/51" Belt O.C.	7540268		6951
Reverse; W/25" Belt O.C.	7540106		6825	214-420			
Reverse; W/44" Belt O.C.	7540189		6844	Drive	7540438		6851
214-255A				214-430; 214-447			
Forward	7540107		6830	Drive	7540267		6859
Reverse	7540106		6825	215-030; 215-031			
214-257				Drive	7540216		6729
Forward	7540107		6830	215-100			
Reverse; W/25" Belt O.C.	7540106		6825	Belt; W/27" Belt O.C.	7540103		6827
Reverse; W/44" Belt O.C.	7540189		6844	Belt; W/30" Belt O.C.	7540196		6830
214-300; 214-304				215-100A; 215-100AB2			
Reverse	7540103		6827	Belt	7540196		6830
Forward	7540104		6832	215-104			
214-310; 214-320				Belt; W/27" Belt O.C.	7540103		6827
Drive	7540190		6839	Belt; W/30" Belt O.C.	7540196		6830
214-340				215-200; 215-200A; 215-200AB2			
Drive	7540428		6842	Forward	7540196		6830
214-350				Reverse	7540106		6825
Forward	7540104		6832	215-204; 215-250; 215-254; 215-255			
Reverse	7540103		6827	Forward	7540107		6830
214-350A				Reverse	7540106		6825
Forward	7540154		6837	215-255A; 215-255AB2			
Reverse	7540189		6844	Forward	7540196		6830
214-354				Reverse	7540106		6825
Forward	7540104		6832	215-300; 215-304			
Reverse	7540103		6827	Forward	7540104		6832
214-355; 214-355A; 214-360A; 214-370; 214-370A				Reverse	7540103		6827
Forward	7540154		6837	215-310; 215-320			
Reverse	7540189		6844	Drive	7540190		6839
214-372				215-350; 215-354			
Belt; W/34" Belt O.C.	7540192		6834	Forward	7540104		6832
Belt; W/37" Belt O.C.	7540154		6837	Reverse	7540103		6827
Belt; W/44" Belt O.C.	7540189		6844	215-355; 215-355A; 215-355AB2; 215-360; 215-360A; 215-360AB2; 215-370; 215-370A; 215-370AB2			
214-375A				Forward	7540154		6837
Forward	7540154		6837	Reverse	7540189		6844
Reverse	7540189		6844	215-375; 215-375A			
214-380A				Belt; W/39" Belt O.C.	7540190		6839
Tine	7540192		6834	Belt; W/44" Belt O.C.	7540189		6844
214-381				215-381			
Forward	7540154		6837	Forward	7540154		6837
Reverse	7540201		6841	Reverse	7540201		6841
214-382A				215-382; 215-382A; 215-385; 215-385A			
Tine	7540192		6834	Tine	7540192		6834
214-385							
Forward	7540154		6837				

Belts for Tillers

Application	OEM No.	Standard Belts	Premium Belts
MTD PRODUCTS, INC. - Continued			
215-386			
Forward	7540254		6819
Reverse	7540265		6829
215-390; 215-390A; 215-395; 215-395A			
Eng. To Variator	7540157		6928
Variator To Trans.	7540158		6935
215-402			
Tine	7540109		6843
Traction	7540195		6854
215-403			
Belt; W/42" Belt O.C.	7540207		6842
Belt; W/54" Belt O.C.	7540195		6854
215-404; 215-405			
Tine	7540109		6843
Traction	7540195		6854
215-406			
Forward	7540109		6843
Reverse	7540190		6839
Tine	7540195		6854
215-412; 215-418			
Belt; W/26" Belt O.C.	7540224		6926
Belt; W/27" Belt O.C.	7540220		6927
Belt; W/51" Belt O.C.	7540268		6951
216-030; 216-031			
Drive	7540216		6729
216-100			
Belt	7540103		6827
216-100A			
Belt	7540196		6830
216-104			
Belt	7540103		6827
216-200			
Forward	7540107		6830
Reverse	7540106		6825
216-200A			
Forward	7540196		6830
Reverse	7540106		6825
216-204; 216-250; 216-254			
Forward	7540107		6830
Reverse	7540106		6825
216-300; 216-304			
Reverse	7540103		6827
Forward	7540104		6832
216-310; 216-320			
Drive	7540190		6839
216-350; 216-354			
Forward	7540104		6832
Reverse	7540103		6827
216-355A			
Forward	7540154		6837
Reverse	7540189		6844
216-360			
Forward	7540104		6832
Reverse	7540103		6827
216-360A; 216-370A			
Forward	7540154		6837
Reverse	7540189		6844
216-375; 216-375A			
Belt; W/39" Belt O.C.	7540190		6839
Belt; W/44" Belt O.C.	7540189		6844
216-380; 216-380A; 216-381; 216-382; 216-382A; 216-385; 216-385A			
Forward	7540154		6837
Reverse	7540201		6841
216-386			
Belt; W/59" Belt O.C.	7540245		6859
Belt; W/29" Belt O.C.	7540265		6829
216-390A; 216-395A			
Eng. To Variator	7540157		6928

Application	OEM No.	Standard Belts	Premium Belts
MTD PRODUCTS, INC. - Continued			
216-390A; 216-395A - Continued			
Variator To Trans.	7540158		6935
216-402			
Belt; W/54" Belt O.C.	7540195		6854
Belt; W/43" Belt O.C.	7540109		6843
216-403; 216-404; 216-405; 216-406			
Forward	7540109		6843
Reverse	7540190		6839
Tine	7540195		6854
216-412; 216-418			
Belt; W/26" Belt O.C.	7540224		6926
Belt; W/27" Belt O.C.	7540220		6927
Belt; W/51" Belt O.C.	7540268		6951
216-420; 216-430			
Belt	7540325		6857
217-020			
Belt; W/29" Belt O.C.	7540216		6729
Belt; W/79" Belt O.C.	7540217		6979
217-020A; 217-030A			
Belt	7540196		6830
217-031			
Drive	7540216		6729
217-100			
Belt; W/27" Belt O.C.	7540103		6827
Belt; W/30" Belt O.C.	7540196		6830
217-100A			
Belt	7540196		6830
217-200			
Forward	7540107		6830
Reverse	7540106		6825
217-200A			
Forward	7540196		6830
Reverse	7540106		6825
217-250			
Forward	7540107		6830
Reverse	7540106		6825
217-300			
Forward	7540104		6832
Reverse	7540103		6827
217-310; 217-320			
Drive	7540190		6839
217-350			
Forward; W/32" Belt O.C.	7540104		6832
Forward; W/37" Belt O.C.	7540154		6837
Reverse; W/27" Belt O.C.	7540103		6827
Reverse; W/44" Belt O.C.	7540189		6844
217-355A			
Forward	7540154		6837
Reverse	7540189		6844
217-360			
Forward	7540104		6832
Reverse	7540103		6827
217-370A			
Forward	7540154		6837
Reverse	7540189		6844
217-375			
Forward	7540154		6837
Reverse	7540190		6839
217-375A			
Belt; W/39" Belt O.C.	7540190		6839
Belt; W/44" Belt O.C.	7540189		6844
217-380A; 217-381; 217-385A			
Forward	7540154		6837
Reverse	7540201		6841
217-390A; 217-395; 217-395A			
Eng. To Variator	7540157		6928
Variator To Trans.	7540158		6935
217-402			
Belt; W/42" Belt O.C.	7540207		6842

Belts for Tillers

Application	OEM No.	Standard Belts	Premium Belts	Application	OEM No.	Standard Belts	Premium Belts
MTD PRODUCTS, INC. - Continued				MTD PRODUCTS, INC. - Continued			
217-402 - Continued				218-402			
Belt; W/54" Belt O.C.	7540195		6854	Belt; W/42" Belt O.C.	7540207		6842
217-403				Belt; W/54" Belt O.C.	7540195		6854
Forward	7540109		6843	218-403			
Reverse	7540190		6839	Drive; W/39" Belt O.C.	7540190		6839
Tine	7540195		6854	Drive; W/43" Belt O.C.	7540109		6843
217-404; 217-405				218-0404; 218-405			
Tine	7540109		6843	Tine	7540109		6843
Traction	7540195		6854	Traction	7540195		6854
217-406				218-405A			
Forward	7540109		6843	Eng. To Variator	7540224		6926
Reverse	7540190		6839	Variator To Drive	7540221		6952
Tine	7540195		6854	218-406			
217-408; 217-408A				Drive; W/39" Belt O.C.	7540190		6839
Belt; W/27" Belt O.C.	7540220		6927	Drive; W/43" Belt O.C.	7540109		6843
Belt; W/52" Belt O.C.	7540221		6952	Reverse	7540131		6671BR
217-412				218-408; 218-408A			
Belt; W/26" Belt O.C.	7540224		6926	Belt; W/27" Belt O.C.	7540220		6927
Belt; W/27" Belt O.C.	7540220		6927	Belt; W/52" Belt O.C.	7540221		6952
Belt; W/51" Belt O.C.	7540268		6951	218-430			
217-420; 217-430				Belt	7540325		6857
Belt	7540325		6857	219-030A			
218-020A				Drive	7540216		6729
Belt	7540196		6830	219-100; 219-100A			
218-030				Belt	7540196		6830
Drive	7540216		6729	219-200; 219-250			
218-030A				Forward	7540107		6830
Belt	7540196		6830	Reverse	7540106		6825
218-031				219-310; 219-320			
Drive	7540216		6729	Drive	7540190		6839
218-100				219-350			
Belt	7540103		6827	Forward	7540103		6827
218-100A				Reverse	7540121		6831
Belt	7540196		6830	219-355; 219-355A			
218-200; 218-250; 218-255				Forward	7540154		6837
Forward	7540107		6830	Reverse	7540189		6844
Reverse	7540106		6825	219-360			
218-300				Forward	7540121		6831
Forward	7540104		6832	Reverse	7540103		6827
Reverse	7540103		6827	219-380; 219-380A; 219-381; 219-385; 219-385A			
218-310				Forward	7540154		6837
Drive	7540190		6839	Reverse	7540201		6841
218-350				219-386A			
Forward	7540104		6832	Belt; W/20" Belt O.C.	7540232		6820
Reverse	7540103		6827	Belt; W/21" Belt O.C.	7540233		6821
218-355; 218-355A				219-388A			
Forward	7540154		6837	Belt; W/21" Belt O.C.	7540233		6821
Reverse	7540189		6844	Belt; W/28" Belt O.C.	7540231		6828
218-360; 218-361				219-405			
Forward	7540104		6832	Eng. To Variator	7540224		6926
Reverse	7540103		6827	Tine	7540109		6843
218-370A				Traction	7540195		6854
Forward	7540154		6837	Variator To Drive	7540221		6952
Reverse	7540189		6844	219-405A			
218-375A				Eng. To Variator	7540224		6926
Belt; W/39" Belt O.C.	7540190		6839	Variator To Drive	7540221		6952
Belt; W/44" Belt O.C.	7540189		6844	219-406			
218-380A				Tine	7540109		6843
Forward	7540154		6837	Traction	7540195		6854
Reverse	7540189		6844	219-408; 219-408A			
218-381				Belt; W/27" Belt O.C.	7540220		6927
Drive; W/37" Belt O.C.	7540154		6837	Belt; W/52" Belt O.C.	7540221		6952
Drive; W/42" Belt O.C.	7540207		6842	219-430			
218-385; 218-385A				Belt; W/57" Belt O.C.	7540325		6857
Forward	7540154		6837	223-0831			
Reverse	7540201		6841	Forward	7540154		6837
218-386A; 218-388A				Reverse	7540201		6841
Eng. To Variator	7540232		6820	223-3160			
Variator To Drive	7540231		6828	Belt; W/39" Belt O.C.	7540190		6839

Belts for Tillers

Lawn & Garden Equipment

Application	OEM No.	Standard Belts	Premium Belts
MTD PRODUCTS, INC. - Continued			
223-3160 - Continued			
Belt; W/44" Belt O.C.	7540189		6844
223-3271		2240	
Drive	7540114		6824
Gen.	7540169		7355
P.T.O.	7540165		6834
Trans.	7540124		6857
223-3276			
Belt	7540103		6827
223-3277			
Forward	7540104		6832
Reverse	7540103		6827
223-3412			
Belt	7540196		6830
223-3422			
Drive	7540216		6729
223-3423			
Belt	7540196		6830
223-3424			
Forward	7540154		6837
Reverse	7540189		6844
223-7930; 223-7931			
Forward	7540154		6837
Reverse	7540201		6841
223-8430			
Drive	7540216		6729
223-8431			
Tine	7540192		6834
223-8432			
Tine	7540109		6843
Traction	7540195		6854
250-129			
Forward	7540107		6830
Reverse	7540106		6825
310-100A			
Drive	7540223		6736
310-230A; 310-430A			
Drive	7540205		6673BR
310-860A; 310-960A			
Blower	7540194		6845
Traction	7540131		6671BR
643-0905			
Belt	7540103		6827
643-0906; 643-0908; 643-0909			
Forward	7540107		6830
Reverse	7540106		6825
643-910			
Forward	7540121		6831
Reverse	7540104		6832
643-2194			
Forward	7540166		6962
Reverse	7540146		6833
643-2196			
Forward	7540196		6830
Reverse	7540106		6825
643-2197			
Forward	7540154		6837
Reverse	7540189		6844
2002A88			
Drive	7540190		6839
2010A57			
Belt	7540154		6837
5033-41			
Drive	7540216		6729
5053-41			
Tine	7540109		6843
Traction	7540195		6854

Application	OEM No.	Standard Belts	Premium Belts
MTD PRODUCTS, INC. - Continued			
5054-41			
Drive	7540190		6839
5083-41			
Belt; W/26" Belt O.C.	7540224		6926
Belt; W/27" Belt O.C.	7540220		6927
Belt; W/51" Belt O.C.	7540268		6951
6423			
Belt	7540196		6830
6424			
Forward	7540154		6837
Reverse	7540189		6844
6426			
Forward	7540190		6839
Reverse	7540189		6844
6477			
Forward	7540154		6837
Reverse	7540189		6844
50071			
Belt	7540196		6830
50401			
Forward	7540107		6830
Reverse	7540106		6825
50411			
Forward	7540121		6831
Reverse	7540146		6833
50421			
Forward	7540154		6837
Reverse	7540155		6509BR
50497			
Forward	7540154		6837
Reverse	7540201		6841
50498; 50499			
Forward	7540154		6837
Reverse	7540189		6844
50633			
Drive	7540216		6729
50634			
Drive	7540190		6839
50635			
Forward	7540154		6837
Reverse	7540201		6841
50636			
Tine	7540109		6843
Traction	7540195		6854
50771; 50772			
Drive	7540216		6729
50773			
Drive	7540190		6839
50777; 50781; 50888			
Forward	7540154		6837
Reverse	7540201		6841
T1006			
Belt	7540196		6830
T3350; T3355; T3556; T3558; T3559			
Forward	7540154		6837
Reverse	7540189		6844
Z2005			
Forward	7540196		6830
Reverse	7540106		6825
Z3554; Z3555; Z3556			
Forward	7540154		6837
Reverse	7540189		6844
Z3586			
Forward	7540154		6837
Reverse	7540201		6841
MURRAY			
0-1000			
Trans.	75370		6726

Belts for Tillers

Application	OEM No.	Standard Belts	Premium Belts
MURRAY - Continued			
1-13020; 4-13051			
Forward	37X28		6848
Reverse	37X29		6739
4-13450			
Belt	37X32		6845
5-10030			
Tine	37X28		6848
5-13051			
Forward	37X28		6848
Reverse	37X29		6739
6-1200			
Belt	75121		6848
6-13051			
Forward	37X28		6848
Reverse	37X29		6739
7-1000			
Trans.	75370		6726
7-1190			
Belt	75121		6848
7-1202; 7-1203			
Forward	75121		6848
Reverse	75147		6739
7-10030			
Drive	37X46		6827
7-13051			
Forward	37X28		6848
Reverse	37X29		6739
8-1000			
Trans.	75370		6726
8-1190			
Belt	75121		6848
8-1202; 8-1203			
Forward	75121		6848
Reverse	75147		6739
9-1000			
Trans.	75370		6726
9-1190			
Belt	75121		6848
9-1202; 9-1203			
Forward	75121		6848
Reverse	75147		6739
61-0030			
Tine	37X46		6827
61-13450			
Belt	37X32		6845
63-3051			
Forward	37X28		6848
81-13020; 82-13051; 83-13051			
Forward	37X28		6848
Reverse	37X29		6739
84-13450			
Belt	37X32		6845
11500A			
Drive	1245	3240	
12000A			
Forward	1254		6849
Reverse	1257		6865
Wheel Drive			6833
NEW HOLLAND			
RT-3; RT-5			
Forward	1110		6835
Reverse	6163		6737
NOMA			
2805-0000; 2805-1200			
Drive; W/38" Belt O.C.	50876		6738
Drive; W/41" Belt O.C.	50877		6741

Application	OEM No.	Standard Belts	Premium Belts
NOMA - Continued			
5300-0			
Drive	8271		6827
5333-0000; 5333-0600; 5333-0700; 5333-0800; 5333-0900; 5333-1000; 5333-1100; 5333-1200; 5333-1300			
Drive	50876		6738
5334-0000; 5334-0600; 5335-0000; 5335-0100; 5335-0200; 5336-0400; 5336-0500			
Drive	45216		6843
5336-0600			
Drive	45217		6839
5336-0800			
Drive	45216		6843
5336-0900; 5336-1500			
Drive	45217		6839
5343-0000; 5343-0001; 5343-0100; 5343-3000; 5343-3700; 5343-3900; 5343-04000; 5344-0000; 5344-3500			
Drive	21865		6826
5345-0000; 5345-0001; 5345-0200; 5345-0300; 5345-3000; 5345-3200; 5345-3300; 5345-3500; 5345-3600; 5345-3800			
Belt	21865		6826
5345-4300; 5345-4500; 5345-4700; 5345-4900; 5345-5000; 5345-5100; 5345-5300			
Belt	21865		6826
5346-0000; 5346-0100; 5346-0200; 5346-0300; 5346-0400; 5346-0500; 5346-0600; 5346-0700; 5346-0800; 5346-1000			
Drive	21865		6826
5346-1100; 5346-1200; 5346-1400; 5346-3000; 5346-4200; 5346-4400; 5346-4600			
Drive	21865		6826
5347-0000			
Drive	28148		6826
5347-0100			
Drive	21865		6826
5347-0200			
Drive	28148		6826
5347-0400			
Drive	21865		6826
5347-3000; 5347-3100; 5347-3300; 5347-3400; 5347-3700			
Drive	28148		6826
5347-4000			
Drive	21865		6826
5347-4200; 5347-4400; 5347-4500; 5347-4600; 5347-4700; 5347-4800; 5347-4900; 5347-5200; 5347-5300; 5347-5400			
Drive	28148		6826
5347-5500; 5347-5600; 5347-5700; 5347-5800; 5347-5801			
Drive	28148		6826
5348-0000; 5348-0100; 5348-0200; 5348-0500; 5348-0600; 5349-0000; 5349-0100; 5349-0200; 5349-0300; 5349-0400			
Drive; W/38" Belt O.C.	32131		6838
Drive; W/39" Belt O.C.	32132		6839
5349-0500; 5349-0600; 5349-0700; 5349-0800; 5349-3300; 5349-4000; 5349-4100; 5349-4200			
Drive; W/38" Belt O.C.	32131		6838
Drive; W/39" Belt O.C.	32132		6839
5677-0100			
Drive	45216		6843
50401-3; 50404; 50406; 50407-3; 50409-4; 50409-5; 50414; 50416			
Drive	28165		6826

Belts for Tillers

Application	OEM No.	Standard Belts	Premium Belts
NOMA - Continued			
50417-1; 50417-3			
Drive	28148		6826
50417-4			
Drive	28165		6826
50417-5			
Drive	28148		6826
50417-6			
Drive	28165		6826
50429-4; 50429-6			
Drive; W/38" Belt O.C.	32131		6838
Drive; W/39" Belt O.C.	32132		6839
A2805-010; B2805-010; C2805-010			
Drive; W/38" Belt O.C.	50876		6738
Drive; W/41" Belt O.C.	50877		6741
OKLAHOMA TIRE & SUPPLY			
10-267-20			
Forward	4052		6855
Reverse	4051		6731
11-283-20			
Forward	9304		6829
47-303			
Belt	7540190		6839
47-307			
Forward	7540154		6837
Reverse	7540201		6841
47-310			
Forward	7540154		6837
Reverse	7540189		6844
210-200; 210-250; 211-200; 211-255; 212-200			
Forward	7540107		6830
Reverse	7540106		6825
212-335; 212-350; 212-355			
Forward	7540177		6832
Reverse	7540146		6833
212-375			
Reverse	7540158		6935
213-200			
Forward	7540107		6830
Reverse	7540106		6825
213-355			
Forward	7540177		6832
Reverse	7540146		6833
213-375			
Forward	7540154		6837
Reverse	7540155		6509BR
213-380			
Reverse	7540158		6935
214-200			
Forward	7540107		6830
Reverse	7540106		6825
214-355			
Forward	7540154		6837
Reverse	7540189		6844
214-375			
Forward	7540190		6839
Reverse	7540189		6844
214-385			
Belt	7540192		6834
215-355A; 215-360A			
Forward	7540154		6837
Reverse	7540189		6844
215-382A; 215-385A			
Belt	7540192		6834
216-355A; 216-360A			
Forward	7540154		6837
Reverse	7540189		6844
216-380A; 216-382A; 216-385A			
Forward	7540154		6837

Application	OEM No.	Standard Belts	Premium Belts
OKLAHOMA TIRE & SUPPLY - Continued			
216-380A; 216-382A; 216-385A - Continued			
Reverse	7540201		6841
216-405			
Tine	7540195		6854
Variator	7540109		6843
216-416			
Tine	7540268		6951
217-355A; 217-360A			
Forward	7540154		6837
Reverse	7540189		6844
217-380; 217-380A; 217-385; 217-385A			
Forward	7540154		6837
Reverse	7540201		6841
218-200; 218-350; 218-360			
Forward	7540104		6832
Reverse	7540103		6827
218-405			
Belt; W/26" Belt O.C.	7540224		6926
Belt; W/52" Belt O.C.	7540221		6952
218-408			
Belt; W/27" Belt O.C.	7540220		6927
Belt; W/52" Belt O.C.	7540221		6952
219-200			
Forward	7540103		6827
Reverse	7540121		6831
219-355			
Forward	7540154		6837
Reverse	7540189		6844
219-360			
Forward	7540103		6827
Reverse	7540121		6831
219-385			
Forward	7540154		6837
Reverse	7540201		6841
267; 51024			
Forward	4052		6855
Reverse	4051		6731
OLYMPIA			
MTH-3; MTH-4; MTH-5			
Belt	2350		6835
TR-3R; TR-4R; TR-5R			
Belt; W/32" Belt O.C.	1310		6732
Belt; W/37" Belt O.C.	2370		6837
OUR OWN HARDWARE			
210-200			
Forward	7540107		6830
Reverse	7540106		6825
210-320			
Belt	7540190		6839
210-350; 210-360			
Forward	7540121		6831
Reverse	7540146		6833
210-385			
Forward	7540154		6837
Reverse	7540201		6841
210-408			
Drive	7540220		6927
Variable Speed	7540221		6952
211-200; 211-255			
Forward	7540107		6830
Reverse	7540106		6825
211-360			
Forward	7540121		6831
Reverse	7540146		6833
212-200; 212-255			
Forward	7540107		6830
Reverse	7540106		6825

Belts for Tillers

Application	OEM No.	Standard Belts	Premium Belts
OUR OWN HARDWARE - Continued			
212-360			
Forward	7540121		6831
Reverse	7540146		6833
212-375			
Belt; W/28" Belt O.C.	7540157		6928
Belt; W/35" Belt O.C.	7540158		6935
213-200			
Forward	7540107		6830
Reverse	7540106		6825
213-355			
Forward	7540177		6832
Reverse	7540146		6833
213-375			
Forward	7540154		6837
Reverse	7540155		6509BR
214-200			
Forward	7540107		6830
Reverse	7540106		6825
214-310			
Belt	7540190		6839
214-360			
Forward	7540154		6837
Reverse	7540189		6844
214-382			
Belt	7540192		6834
214-404			
Forward	7540109		6843
Reverse	7540195		6854
215-200			
Forward	7540196		6830
Reverse	7540106		6825
215-355			
Forward	7540154		6837
Reverse	7540189		6844
215-385			
Belt	7540192		6834
216-100			
Belt	7540196		6830
216-355			
Forward	7540154		6837
Reverse	7540189		6844
216-385			
Forward	7540154		6837
Reverse	7540201		6841
217-031			
Drive	7540216		6729
217-310			
Belt	7540190		6839
217-381; 218-385			
Forward	7540154		6837
Reverse	7540201		6841
218-405			
Belt; W/26" Belt O.C.	7540224		6926
Belt; W/52" Belt O.C.	7540221		6952
PENNEYS			
1806; 1806A			
Belt	7540103		6827
1816			
Forward	7540104		6832
Reverse	7540103		6827
1820			
Belt; W/32" Belt O.C.	7540104		6832
Belt; W/33" Belt O.C.	7540146		6833
1826; 1826A; 1836; 1837; 1837A			
Forward	7540104		6832
Reverse	7540103		6827
1840; 1840A			
Belt; W/32" Belt O.C.	7540104		6832

Application	OEM No.	Standard Belts	Premium Belts
PENNEYS - Continued			
1840; 1840A - Continued			
Forward	7540121		6831
Reverse	7540146		6833
1840B			
Forward	7540121		6831
Reverse	7540146		6833
1850			
Eng. To Variator	7540157		6928
Variator To Trans.	7540158		6935
1860A			
Belt	7540103		6827
3000			
Forward	7540177		6832
Reverse	7540146		6833
3001-01A; 3001-32; 3001-32A; 3001-32B			
Eng. To Variator	7540157		6928
Variator To Trans.	7540158		6935
3008; 3008A; 3009; 3010; 3012			
Forward	7540154		6837
Reverse	7540189		6844
3013; 3013B			
Forward	7540154		6837
Reverse	7540201		6841
3020			
Forward	70073		6834
Reverse	248940		6733
3029; 3029A; 3029B			
Forward	10738		6836
3030			
Forward	70073		6834
Reverse	248940		6733
3031			
Forward	70073		6834
Reverse	70074		6733
3034			
Forward	7540220		6927
Reverse	7540268		6951
3035			
Forward	7540109		6843
Reverse	7540195		6854
3040			
Forward	10738		6836
Reverse	10739		6370
3041; 3041A			
Drive; W/26" Belt O.C.	7540224		6926
Drive; W/52" Belt O.C.	7540221		6952
3042			
Forward	10737		6831
Reverse	10737		6831
3043			
Forward	10738		6836
3045			
Forward	10737		6831
Reverse	10737		6831
3046; 3046A			
Drive	7540220		6927
Variable Speed	7540221		6952
3047			
Drive	7540154		6837
3048			
Drive	7540220		6927
Variable Speed	7540221		6952
3050			
Forward	7540196		6830
Reverse	7540106		6825
PIONEER			
5 H.P.			
Forward		2370	

Lawn & Garden Equipment

Belts for Tillers

Application	OEM No.	Standard Belts	Premium Belts
PIONEER - Continued			
5 H.P. - Continued			
Reverse		1310	
POWER EQUIPMENT			
Tiller			
Belt	9017		6850
PRECISION VALLEY MFG. CO.			
Yellowbird			
Belt	806		6827
PROFESSIONAL HARDWARE			
216-310			
Drive	7540190		6839
216-405			
Tine	7540195		6854
Traction	7540109		6843
218-200; 218-250			
Forward	7540107		6830
Reverse	7540106		6825
218-300; 218-350; 218-360; 828-5; 829-6; 829-7; 829-8			
Forward	7540104		6832
Reverse	7540103		6827
830-6			
Belt	7540103		6827
849-8			
Forward	7540104		6832
Reverse	7540103		6827
8248-0			
Forward	7540121		6831
Reverse	7540146		6833
8248-5; 8248-6; 8248-7			
Drive	7540196		6830
8248-9			
Forward	7540103		6827
Reverse	7540121		6831
8249-1; 8249-2; 8249-3			
Forward	7540121		6831
Reverse	7540146		6833
8249-4			
Tine	7540192		6834
8249-7; 8249-8			
Drive	7540216		6729
8250-3			
Forward	7540107		6830
Reverse	7540106		6825
8250-5			
Drive	7540192		6834
8250-6; 8250-7; 8250-8			
Forward	7540154		6837
Reverse	7540201		6841
8251-0; 8251-1; 8251-2; 8251-3			
Forward	7540121		6831
Reverse	7540146		6833
8251-4; 8251-5; 8251-6; 8251-7; 8251-8			
Forward	7540154		6837
Reverse	7540189		6844
8251-9			
Forward	7540103		6827
Reverse	7540121		6831
8253-1			
Forward	7540438		6851
Reverse	7540155		6509BR
8255-2			
Reverse	7540158		6935
8256-3			
Forward	7540154		6837
Reverse	7540155		6509BR

Application	OEM No.	Standard Belts	Premium Belts
ROOT			
CT-3; CT-4; CT-5			
Drive	12278		6848
TG 3.5; TG 5			
Drive	13370		6820
ROPER			
D300			
Drive	9179R		6739
D500; D550			
Eng. To J.S.	4833H		6841
D2110AR; D2117AR; D2117AW; D2118AR; D3000AR; D3000BR; D3000CR			
Drive	9179R		6739
D3217AR; D3218AR; D3218BR			
Drive	9180R		6841
D3611; D3611AR			
Drive	9179R		6739
D5000AR; D5211; D5211A; D5211AR; D5219AR			
Drive	9180R		6841
D5321A; D5321AR; D5500AR; D5500AT; D5500GR			
Forward	4833H		6841
Reverse	2614J		6744
D8531AR			
Drive	4897H1		6837
D9500AR			
Forward	4833H		6841
Reverse	2614J		6744
D32188R			
Drive	9180R		6841
D44135; D44135R			
Drive	1071249		6850
D44152; D44152R1			
Drive	7140R		6840
D54135R			
Drive	1071249		6850
D54252R1			
Drive	7140R		6840
D55000AT			
Drive	9180R		6841
D55006R			
Forward	4833H		6841
Reverse	2614J		6744
D84351R1; D84351RO; D84361			
Drive	4897H1		6837
DE361			
Drive	9179R		6739
DE532			
Forward	4833H		6841
Reverse	2614J		6744
DE853			
Drive	4897H1		6837
DE5320AT; DE8531A			
Forward	4833H		6841
Reverse	2614J		6744
DE36108T			
Drive	9179R		6739
E1228AR			
Drive	584J		6736
J5000AT; J5000BR; J5000BT; J5000CR			
Tine	9180R		6842
Trans.	102143X		6853
J5000ER			
Belt	102143X		6853
P5500DR			
Forward	26141		6745
Reverse			6841

Belts for Tillers

Application	OEM No.	Standard Belts	Premium Belts
ROPER - Continued			
RT150FR			
Belt	102143X		6853
TR150FR			
Drive	102143X		6853
ROTO-HOE			
148-5			
Belt			6845
148-CD			
High Speed Drive	1081		6846
Low Speed Drive	1080		6851
148-H			
Belt			6845
190CD			
Belt	1543		6847
190H			
Belt	4059		6849
220			
Belt			6843
Drive	2480		6848
904			
Forward	1400		6846
Reverse			6837
910			
Eng. To J.S.	5065		6849
Front Mount	4075		6835
J.S. To Traction; W/35 1/2" Belt O.C.			3V355
J.S. To Traction; W/33 1/2" Belt O.C.	5051		3V335
Rear Mount	4076		6865
Secondary			6961
910-2			
Eng. To J.S.	5065A		6848
990			
Drive	5065A		6848
Eng. To J.S.; W/8 H.P. Eng.			6843
Trans.	5051		3V335
990-4			
Eng. To J.S.	5065B		6844
990-5			
Eng. To J.S.	5065D		6845
Main Drive	5065B		6844
Rear Mount	1542D		6959
990ZS			
Main Drive; W/B. & S. 5 H.P. Eng.			6845
Main Drive; W/Kohler 8 H.P. Eng.			6843
SP			
High Speed Drive			6837
Low Speed Drive			6843
SPR			
Belt; W/43" Belt O.C.	2430		6843
Belt; W/54" Belt O.C.	2540		6854
ROTOTILLER			
11; 11A			
Belt	151	2333	
23			
Belt; W/34" Belt O.C.	137		6834
Belt; W/39" Belt O.C.	112		6839
98			
Belt	28232		6826
105			
Belt	28141		6825
111			
Belt	28151	2333	
123			
Belt	28137		6834
133A			
Belt; W/34" Belt O.C.	28137		6834
Belt; W/39" Belt O.C.	28112		6839

Application	OEM No.	Standard Belts	Premium Belts
ROTOTILLER - Continued			
T2			
Belt; W/33" Belt O.C.	RJ151		6833
Belt; W/37" Belt O.C.			6837
T3			
Belt; W/34" Belt O.C.; Ser. No. 2747 & After	137		6834
Belt; W/37" Belt O.C.; Ser. No. 2746 & Before			6837
Belt; W/38" Belt O.C.; Ser. No. 2747 & After	138		6838
Belt; W/41" Belt O.C.; Ser. No. 2746 & Before	RJ124		6841
SEARS ROEBUCK			
247.296650; 247.296651			
Forward	7540154		6837
Reverse	7540189		6844
247.296730; 247.296750; 247.296751			
Forward	7540154		6837
Reverse	7540201		6841
247.297650			
Forward	7540154		6837
Reverse	7540189		6844
247.297730; 247.297750			
Forward	7540154		6837
Reverse	7540201		6841
247.297780			
Drive	7540220		6927
Variable Speed	7540221		6952
247.298610; 247.298611; 247.298612; 247.298620			
Forward	7540154		6837
Reverse	7540201		6841
247.298710; 247.298711; 247.298712			
Forward	7540255		6837
Reverse	7540189		6844
247.298750			
Forward	7540154		6837
Reverse	7540201		6841
247.298760			
Drive	7540231		6828
Variable Speed	7540232		6820
247.298770			
Drive	7540224		6926
Variable Speed	7540221		6952
247.298780; 247.298790			
Drive	7540220		6927
Variable Speed	7540221		6952
247.299770; 247.299771			
Drive	7540224		6926
Variable Speed	7540221		6952
247.299780			
Drive	7540220		6927
Variable Speed	7540221		6952
247.880800; 247.880910			
Drive	7540196		6830
359.63000; 359.63001			
Drive	1108536		6927
636.299950			
Drive	08521220040		6941
785.14000; 785.14500			
Drive	509548		6829
785.14501			
Drive	507750		6828
785.21300			
Drive	J2210		6821
785.29905X			
Reverse	513857		6741
785.50170; 785.50200; 785.50210			
Drive	J2210		6821
785.50300			
Drive	501089		6830
785.50302			
Drive	J2390		6839

Lawn & Garden Equipment

Belts for Tillers

Lawn & Garden Equipment

Application	OEM No.	Standard Belts	Premium Belts
SEARS ROEBUCK - Continued			
785.50321			
Belt; W/17" Belt O.C.			6817
Belt; W/19" Belt O.C.			6819
DriveJ2300			6830
785.50340			
DriveJ2390			6839
785.50341			
Belt; W/17" Belt O.C.			6817
Belt; W/19" Belt O.C.			6819
DriveJ2300			6830
785.50360			
DriveJ2300			6830
785.50361; 785.50370; 785.50371			
Belt; W/17" Belt O.C.			6817
Belt; W/19" Belt O.C.			6819
DriveJ2300			6830
785.50400; 785.50410			
DriveJ2300			6830
785.50440			
Belt; W/17" Belt O.C.			6817
Belt; W/19" Belt O.C.			6819
DriveJ2300			6830
785.50450			
DriveSTD304490			6849
785.50470			
DriveJ2350			6835
785.50570			
Belt; W/17" Belt O.C.			6817
Belt; W/19" Belt O.C.			6819
785.50571			
Belt; W/17" Belt O.C.			6817
Belt; W/19" Belt O.C.			6819
DriveJ2300			6830
785.50580			
Belt; W/17" Belt O.C.			6817
Belt; W/19" Belt O.C.			6819
785.50606; 785.50630; 785.50650; 785.50651			
Drive511227			6741
785.50690			
DriveJ2300			6830
785.50691; 785.50692			
Drive511227			6741
785.50701			
Forward501089			6830
Reverse501330			6831
785.50720; 785.50721; 785.50722; 785.50723; 785.50724; 785.50725; 785.50726			
DriveJ2300			6830
785.50741			
Belt; W/17" Belt O.C.			6817
Belt; W/19" Belt O.C.			6819
785.50751; 785.50761			
Belt; W/17" Belt O.C.			6817
Belt; W/19" Belt O.C.			6819
DriveJ2300			6830
785.50770			
Belt; W/17" Belt O.C.			6817
Belt; W/19" Belt O.C.			6819
785.50900			
DriveJ2300			6830
785.50901			
DriveSTD304300			6830
785.50930			
DriveJ2410			6841
785.52901			
DriveJ2300			6830
785.262800			
Drive; W/26" Belt O.C.			6826
Drive; W/35" Belt O.C.STD304350			6835

Application	OEM No.	Standard Belts	Premium Belts
SEARS ROEBUCK - Continued			
785.262800 - Continued			
Drive; W/55" Belt O.C.	513727		6855
785.290020			
Reverse507023			6739
785.290025			
Drive513957			6723
Reverse513857			6741
785.290030			
Drive511227			6741
785.290035			
Drive513957			6723
785.290045; 785.290046; 785.290050; 785.290060; 785.290065			
Drive511227			6741
785.290071			
Reverse513857			6741
785.290075			
Drive511227			6741
785.290245; 785.290255			
Forward511192		2330	
Reverse511193			6733
785.291020			
Drive513957			6723
785.291040; 785.291050; 785.291060; 785.291070			
Drive511227			6741
785.291250; 785.291270; 785.291350; 785.291370; 785.292050; 785.292060			
Reverse513857			6741
785.293040			
Drive513957			6723
785.293050			
Reverse513857			6741
785.293060			
Drive513957			6723
Reverse513857			6741
785.294050; 785.294060; 785.294350; 785.294450; 785.295050; 785.295060; 785.295350; 785.296020; 785.296021; 785.296030			
Reverse513857			6741
785.296160; 785.296350; 785.296351; 785.296352			
Reverse513857			6741
785.298030; 785.298031			
BeltSTD303390			6739
785.298040; 785.298041; 785.298050; 785.298060			
Drive511227			6741
785.298140; 785.298150			
Forward510271			6735
Reverse510228			6736
785.298240			
DriveSTD304390			6839
785.298340			
Drive511227			6741
785.299030			
BeltSTD303390			6739
785.299040			
Drive511227			6741
785.299050			
Belt508774			6741
Drive511227			6741
785.299060			
Belt508774			6741
785.299140; 785.299150			
Forward511192		2330	
Reverse511193			6733
785.503401			
DriveJ2300			6830

Belts for Tillers

Application	OEM No.	Standard Belts	Premium Belts	Application	OEM No.	Standard Belts	Premium Belts
SEARS ROEBUCK - Continued				SEARS ROEBUCK - Continued			
917.29481 Drive	4897H1		6837	917.295580; 917.295581; 917.295582; 917.295590; 917.295591 Drive	4897H1		6837
917.29913; 917.29915 Drive	24732		6852	917.295651; 917.295652; 917.295653; 917.295660; 917.295661; 917.295670 Drive	132801		6639BR
917.62401; 917.62405; 917.62406; 917.62407 Drive	4897H1		6837	917.295780 Drive	4897H1		6837
917.291480; 917.291482 Drive	9180R		6841	917.295850; 917.295851; 917.295852; 917.295853 Drive	132801		6639BR
917.291580 Drive	4897H1		6837	917.296540; 917.296541 Drive	7140R		6739
917.292000 Drive	9180R		6841	917.296580 Drive	4897H1		6837
917.292040; 917.292041 Drive	132801		6639BR	917.297520 Drive	9179R		6739
917.292200 Drive	9179R		6739	917.297550 Drive	9180R		6841
917.292300; 917.292301; 917.292302; 917.292350; 917.292352; 917.292380; 917.292381; 917.292390; 917.292391; 917.292392 Drive	9180R		6841	917.297580 Drive	4897H1		6837
917.292393; 917.292394 Drive	9180R		6841	917.298120 Drive	584J		6736
917.292400; 917.292401; 917.292402; 917.292403; 917.292450; 917.292460 Forward	133035		6841	917.298130; 917.298131; 917.298132 Drive	9179R		6739
Reverse	2614J		6744	917.298140; 917.298141; 917.298142 Drive	9180R		6841
917.292480; 917.292481 Drive	9180R		6841	917.298160; 917.298161 Forward	4833H		6841
917.292490; 917.292491; 917.292492; 917.292493 Forward	133035		6841	Reverse	2614J		6744
Reverse	2614J		6744	917.298230; 917.298231; 917.298232 Drive	9179R		6739
917.292560; 917.292580 Drive	4897H1		6837	917.298240; 917.298241 Drive	9180R		6841
917.293180 Drive	132801		6639BR	917.298242 Drive	9179R		6739
917.293200 Drive	132672		6853	917.298350; 917.298411 Drive	9180R		6841
917.293202; 917.293300; 917.293310; 917.293320 Drive	132801		6639BR	917.298520 Drive	9179R		6739
917.293340 Drive	138399		6859	917.298540; 917.298541; 917.298550; 917.298551 Drive	9180R		6841
917.293400; 917.293480; 917.293482; 917.293483; 917.293484; 917.293490; 917.293491; 917.293492; 917.293493 Drive	132801		6639BR	917.298560; 917.298570; 917.298580 Drive	4897H1		6837
917.293560; 917.293570; 917.293580 Drive	4897H1		6837	917.299151; 917.299252 Drive	102143X		6853
917.293650; 917.293970; 917.294250; 917.294260; 917.294270; 917.294480; 917.294481; 917.294482; 917.294483 Drive	132801		6639BR	917.299330; 917.299331; 917.299332; 917.299333 Drive	9179R		6739
917.294560; 917.294561; 917.294580 Drive	4897H1		6837	917.299340 Drive	9180R		6841
917.295350; 917.295351; 917.295352; 917.295360 Drive	9180R		6841	917.299360 Forward	4833H		6841
917.295450; 917.295451; 917.295460 Forward	133035		6841	Reverse	2614J		6744
Reverse	2614J		6744	917.299362 Forward	STD324410		6841
917.295550; 917.295551; 917.295552; 917.295553; 917.295554 Drive	132672		6853	Reverse	2614J		6744
917.295560; 917.295561 Drive	4897H1		6837	917.299370 Drive	9180R		6841
917.295562 Drive	STD324370		6837	917.299380 Forward	4833H		6841
				Reverse	2614J		6744
				917.299381; 917.299382 Forward	STD324410		6841
				Reverse	2614J		6744
				917.299430 Drive	9179R		6739
				917.299440; 917.299441; 917.299442 Drive	9180R		6841

Belts for Tillers

Application	OEM No.	Standard Belts	Premium Belts
SEARS ROEBUCK - Continued			
917.299440; 917.299441; 917.299442 - Continued			
Reverse	2614J		6744
917.299450; 917.299460			
Forward	4833H	6841	
Reverse	2614J		6744
917.299461			
Forward	STD324410	6841	
Reverse	2614J		6744
917.299550; 917.299551; 917.299552; 917.299560			
Drive	8377J		6859
917.299570; 917.299580			
Belt; W/37" Belt O.C.	4897H1	6837	
Belt; W/82" Belt O.C.	5091H		6982
917.299590; 917.299591; 917.299592			
Drive	8377J		6859
917.299640; 917.299641; 917.299642			
Traction	102143X		6853
917.299651			
Drive	9180R		6841
917.299660; 917.299661; 917.299662; 917.299680; 917.299681; 917.299682			
Drive	4376J		6849
Tine	4454J		6864
917.299760; 917.299762			
Drive	8377J		6859
SENSATION			
44S2; 46D5; 46T5			
Drive	153401		6848
SENTRY			
030-9			
Belt	7540216		6729
100-6; 100-7; 100-8			
Belt	7540103		6827
100-9			
Belt	7540196		6830
200-3			
Forward	7540107		6830
216-310			
Reverse	7540106		6825
Tine	7540190		6839
320-063			
Belt	7540190		6839
350-6			
Forward	7540104		6832
Reverse	7540103		6827
355-1; 355-2			
Forward	7540121		6831
Reverse	7540146		6833
355-3			
Forward	7540177		6832
Reverse	7540146		6833
355-4; 355-5; 355-6; 355-7; 355-8; 355-9; 355-063			
Forward	7540154		6837
Reverse	7540189		6844
380-3			
Belt; W/35" Belt O.C.	7540158		6935
380-4; 385-4			
Belt	7540192		6834
385-6; 385-7; 385-8; 385-9; 385-063			
Forward	7540154		6837
Reverse	7540201		6841
SIMPLICITY			
073			
Drive	174883		6834
107; 233			
Forward	174883		6834

Application	OEM No.	Standard Belts	Premium Belts
SIMPLICITY - Continued			
107; 233 - Continued			
Reverse	176393		6737
330			
Drive	118225		6827
336			
Drive	118312		6834
360; 411			
Drive	118225		6827
413RT			
Drive	2029748	2338	
512			
Drive	118225		6827
516RT			
Forward	2027168		6834
Reverse	2029789		6734
549			
Forward	161146		6834
Reverse	1667200		6834
552			
Drive	118312		6834
695			
Forward			6834
Reverse	1675704		6390
821RT			
Forward	2029829		6837
Reverse	2029828		6737
910			
Forward; W/34" Belt O.C.			6834
Forward; W/37" Belt O.C.	176917		6837
Reverse; W/34 1/2" Belt O.C.	1675704		6390
Reverse; W/37" Belt O.C.	176393		6737
936			
Drive	174883		6834
938; 965			
Forward	161146		6834
Reverse	1667200		6834
1600397			
Drive	174883		6834
1600400			
Forward	161146		6834
Reverse	1667200		6834
1600403			
Forward	176917		6837
Reverse	176393		6737
1690237			
Drive	118312		6834
1690238			
Forward	174883		6834
Reverse	172929		6733
1690239			
Forward	176917		6837
1690322			
Drive	1663009		6728
1690324			
Forward	174883		6834
Reverse	1667200		6834
1690803			
Traction	1671788		6746
1692876			
Drive	1716765		6825
1692877			
Forward	1716766		6827
Reverse	1716759		6728
1693207			
Drive	1718544		6833
1693704			
Forward	1716766		6827
Reverse	1716759		6728

Belts for Tillers

Lawn & Garden Equipment

Application	OEM No.	Standard Belts	Premium Belts
SIMPLICITY - Continued			
1693705			
Drive	1716765		6825
1693847; 1693848			
Forward	1716766		6827
Reverse	1722144		6731
SNAPPER			
300T			
Belt, W/51" Belt O.C.	11969		6851
301T; 301TR; 401T; 401TR			
Trans.; 1976 & Older	11969		6851
Trans.; 1977 & Newer	12249		6837
500T; 501T; 501TC			
Belt, W/51" Belt O.C.	11969		6851
501TR (Plow); 501TRC (Plow)			
Secondary	12249		6837
2510; 5001			
Belt, W/51" Belt O.C.	11969		6851
B6003			
Drive	20560		6850
ICFR5004B; IR4002B; IR5003B; NIR5003B			
Drive	15403		6848
R8002B; R8002BE			
Drive	14353		6862
R-8002			
Eng. To Tine	14353		6862
Speed Reduction Kit			
Reducer To Chain Drive	12249		6837
Tiller Attachment; W/Rider Hitch Kit	12561		6854
T502B			
Drive	14353		6862
SPEIGEL			
212-355			
Forward	7540121		6831
Reverse	7540146		6833
212-370			
Forward	7540154		6837
Reverse	7540155		6509BR
212-380			
Reverse	7540158		6935
213-355			
Belt	7540166		6962
213-375			
Forward	7540154		6837
Reverse	7540155		6509BR
214-200			
Forward	7540107		6830
Reverse	7540106		6825
214-355			
Forward	7540154		6837
Reverse	7540189		6844
214-375			
Forward	7540190		6839
Reverse	7540189		6844
214-395			
Reverse	7540158		6935
216-100			
Belt	7540196		6830
216-355			
Forward	7540154		6837
Reverse	7540189		6844
216-395			
Reverse	7540158		6935
SPRINGFIELD			
60-RBBO; 60-RCBO; 60-RTC; 60-RTCR; 60R; 61-SVTR; 61-VT; 61-VTR; 61SVT; 325-R			
Forward	60R20		6833

Application	OEM No.	Standard Belts	Premium Belts
SPRINGFIELD - Continued			
60-RBBO; 60-RCBO; 60-RTC; 60-RTCR; 60R; 61-SVTR; 61-VT; 61-VTR; 61SVT; 325-R - Continued			
Reverse	60R15		6734
425-R			
Forward	60R20		6833
Reverse	60R15		6734
TECO			
10-204; 10-208; 10-216			
Belt	1110		6835
10-228; 10-232			
Forward	1110		6835
Reverse	6163		6737
10-233			
Forward	2435		6837
Reverse			6739
10-241			
Forward	1110		6835
Reverse	6163		6737
10-242			
Forward	2435		6837
Reverse			6739
10-258; 10-270			
Forward	4052		6855
Reverse	4051		6731
10-357; 10-366			
Belt	3866		6826
10-370; 10-455; 10-456			
Forward	1110		6835
Reverse	6163		6737
10-457; 10-458			
Forward	2435		6837
Reverse			6739
10-503; 10-511; 10-512; 10-515; 10-522; 10-523; 10-524; 10-525			
Belt	1110		6835
10-534; 10-539			
Forward	1110		6835
Reverse	6163		6737
6290			
Forward	2435		6837
Reverse			6739
6457			
Forward	4052		6855
Reverse	4051		6731
6548-4; 6548-5			
Forward	1110		6835
Reverse	6163		6737
6550-4; 6550-5			
Forward	2435		6837
Reverse			6739
6552-4			
Belt	3866		6826
6652-5			
Forward	1110		6835
Reverse	6163		6737
6680			
Forward	4052		6855
Reverse	4051		6731
6681-4; 6681-5			
Forward	2435		6837
Reverse			6739
6682-4; 6683-5			
Forward	4052		6855
Reverse	4051		6731
6750-6			
Forward	1110		6835
Reverse	6163		6737

Belts for Tillers

Lawn & Garden Equipment

Application	OEM No.	Standard Belts	Premium Belts
TECO - Continued			
6751-6			
Forward; W/35" Belt O.C.	1110	6835	
Forward; W/37" Belt O.C.	2435	6837	
Reverse; W/37" Belt O.C.	6163	6737	
Reverse; W/39" Belt O.C.		6739	
6752-6; 6753-6			
Forward	2435	6837	
Reverse		6739	
6754-6			
Forward	4052	6855	
Reverse	4051	6731	
6800			
Forward	1110	6835	
Reverse	6163	6737	
6801			
Forward	2435	6837	
Reverse		6739	
6802			
Forward	1110	6835	
Reverse	6163	6737	
6803			
Forward	2435	6837	
Reverse		6739	
6804			
Forward	4052	6855	
Reverse	4051	6731	
6809; 6810			
Forward	1110	6835	
Reverse	6163	6737	
6811			
Forward	2435	6837	
Reverse		6739	
TORO			
073 Rotical			
Drive	118068	6834	
107 Deluxe Rotical; 233 Super Rotical			
Forward	118068	6834	
Reverse		6736	
330 Supermatic Rotical			
Trans.	118225	6827	
336 Rotical			
Forward; W/3 H.P. Eng.	118312	6834	
360 Supermatic Rotical; 411 Supermatic Rotical; 512 Supermatic Rotical			
Trans.	118225	6827	
38100; 38108; 38110; 38118			
Drive	27168	6943	
38121; 38122; 38123			
Belt; W/43" Belt O.C.	27168	6943	
Belt; W/48" Belt O.C.	27191	6948	
58000			
Forward; W/33" Belt O.C.	70354	6833	
Forward; W/34" Belt O.C.	70073	6834	
Reverse	70074	6733	
58007			
Drive	263340	6833	
58010; 58013			
Forward; W/33" Belt O.C.	70354	6833	
Forward; W/34" Belt O.C.	70073	6834	
Reverse	70074	6733	
58015			
Forward	70354	6833	
Reverse	248940	6733	
58070			
Forward	207159	6673BR	
Reverse	208626	6727	
58100			
Forward; W/33" Belt O.C.	70354	6833	
Forward; W/34" Belt O.C.	70073	6834	

Application	OEM No.	Standard Belts	Premium Belts
TORO - Continued			
58100 - Continued			
Reverse; W/31" Belt O.C.	70074		6733
Reverse; W/33" Belt O.C.	70074		6733
58110; 58114			
Forward	70073		6834
Reverse	70074		6733
58116			
Forward	70073		6834
Reverse	248940		6733
58125			
Forward	70073		6834
Reverse	70074		6733
58150			
Tine	200554		6846
Traction	200555		6746
58170			
Belt	208527		6848
58200			
Forward; W/33" Belt O.C.	70354		6833
Forward; W/34" Belt O.C.	70073		6834
Reverse	70074		6733
58210; 58215; 58220			
Forward	70073		6834
Reverse	70074		6733
58226			
Drive; Ser. No. 600001 & After	263540		6834
Reverse; Ser. No. 600001 & After	263550		6390
58231			
Forward	70073		6834
Reverse	70074		6733
58235			
Forward	70073		6834
Reverse	248940		6733
58237			
Drive; Ser. No. 600001 & After	263540		6834
Reverse; Ser. No. 600001 & After	263550		6390
58307; 58336			
Drive	282990		6828
Golfmaster			
Hydro. Pump	27140	2390	
TRACTOR SUPPLY			
44-0304			
Forward; W/27" Belt O.C.	7540103		6827
Forward; W/32" Belt O.C.	7540104		6832
Reverse; W/27" Belt O.C.	7540103		6827
Reverse; W/31" Belt O.C.	7540121		6831
44-0307; 44-0308			
Forward	7540104		6832
Reverse	7540103		6827
44-0315			
Forward	1110		6835
Reverse	6163		6737
44-0318			
Forward	2435		6837
Reverse			6739
44-0326			
Forward; W/37" Belt O.C.	7540154		6837
Forward; W/62" Belt O.C.	7540166		6962
Reverse; W/44" Belt O.C.	7540189		6844
Reverse; W/62" Belt O.C.	7540166		6962
44-0329			
Forward; W/37" Belt O.C.	7540154		6837
Forward; W/39" Belt O.C.	7540190		6839
Reverse; W/40" Belt O.C.	7540155		6509BR
Reverse; W/44" Belt O.C.	7540189		6844
44-0337			
Drive	7540192		6834
44-1890			
Drive; W/O Reverse	7540103		6827

Belts for Tillers

Application	OEM No.	Standard Belts	Premium Belts	Application	OEM No.	Standard Belts	Premium Belts
TRACTOR SUPPLY - Continued				TROY BILT - Continued			
44-1890 - Continued				12083 Horse; 12087 Std Horse; 12087C Horse; 12088 Std Horse; 12088C Horse; 12089 Pro Horse; 12089C Horse; 12090 Pro Horse; 12090C Horse; 12153 Horse			
Forward; W/30" Belt O.C.	7540107		6830	Forward	9245		6540BR
Forward; W/32" Belt O.C.	7540104		6832	12155 Tuffy			
Reverse; W/25" Belt O.C.	7540106		6825	Forward	55037		6723
Reverse; W/27" Belt O.C.	7540103		6827	12168 Versatiller			
212-370				Drive	1911323		6827
Forward	7540154		6837	12180 Bronco			
Reverse	7540155		6509BR	Forward	1916657		6825
213-355				Reverse	1916658		6610BR
Forward	7540177		6832	12181 Pony; 12182 Pony; 12183 Pro Line			
Reverse	7540146		6833	Forward	1909404		6824
213-375				Reverse	1916753		6609BR
Forward	7540154		6837	12185 Econo Horse			
Reverse	7540155		6509BR	Forward	1909404		6824
214-355				Reverse	9022		6722
Forward			6839	12204 Big Red Horse			
Reverse	7540189		6844	Forward	9245		6540BR
218-405				12208 Super Tuffy			
Forward	7540109		6843	Forward	1916657		6825
Tine	7540195		6854	12209 Bronco; 12210 Super Bronco			
350-131				Forward	1916657		6825
Forward	7540104		6832	Reverse	1916658		6610BR
Reverse	7540103		6827	12211 Pony; 12212 Pony			
553				Forward	1909404		6824
Forward	1110		6835	Reverse	1916753		6609BR
Reverse	6163		6737	12217 Tuffy			
554				Forward	1916657		6825
Forward	2435		6837	15006 Junior; 15008 Pony; 15009 Pony			
Reverse			6739	Forward	20565		6824
TROY BILT				15010 Econo Horse			
21A-682J; 21AE682L; 21AE686N; 0360 Horse; 682J Horse; 2215-2228 Horse III; 2308 Horse III				Forward	1909404		6824
Forward	9245		6540BR	Reverse	9022		6722
5040				20458			
Reverse	50134		6679BR	Forward	9201		6546BR
5040 Pony V				Reverse	9200		6722
Forward	50134		6679BR	20458 Pony I			
5041				Forward	9201		6546BR
Reverse	50134		6679BR	20459			
5041 Pony V				Forward	9201		6546BR
Forward	50134		6679BR	Reverse	9200		6722
5150				20459 Pony I			
Reverse	50134		6679BR	Forward	9201		6546BR
5150 Pony V				20460			
Forward	50134		6679BR	Forward	9201		6546BR
5151				Reverse	9200		6722
Reverse	50134		6679BR	20460 Pony I			
5151 Pony V				Forward	9201		6546BR
Forward	50134		6679BR	20461			
5411				Forward	9201		6546BR
Reverse	50134		6679BR	Reverse	9200		6722
5411 Pony VI				20461 Pony I			
Forward	50134		6679BR	Forward	9201		6546BR
5511				20462			
Reverse	50134		6679BR	Forward	9201		6546BR
5511 Pony VI				Reverse	9200		6722
Forward	50134		6679BR	20462 Pony I			
6000-8811 Horse III; 10056 Horse III; 12055 Horse; 12056 Horse; 12057 Horse; 12058 Horse; 12059 Horse				Forward	9201		6546BR
Forward	9245		6540BR	20463			
12060 Tuffy				Forward	9201		6546BR
Forward	55037		6723	Reverse	9200		6722
12064 Horse; 12068 Horse; 12069 Horse; 12070 Horse; 12071 Horse; 12074 Horse; 12075 Horse; 12080 Horse; 12081 Horse; 12082 Horse				20463 Pony I			
Forward	9245		6540BR	Forward	9201		6546BR
				20558			
				Forward	9201		6546BR
				Reverse	9200		6722

Lawn & Garden Equipment

Belts for Tillers

Lawn & Garden Equipment

Application	OEM No.	Standard Belts	Premium Belts	Application	OEM No.	Standard Belts	Premium Belts
TROY BILT - Continued				UNICO			
20558 Super Pony				10-308-08			
Forward	9201		6546BR	Belt	1526		6822
20559				100-015			
Forward	9201	6546BR		Drive	7540103		6827
Reverse	9200	6722		5021-71; 5021-81			
20559 Super Pony				Forward	7540216		6729
Forward	9201	6546BR		5031-41			
20570				Drive	7540192		6834
Forward	9201	6546BR		5031-61			
Reverse	9200	6722		Forward	7540154		6837
20570 Pony II				Reverse	7540201		6841
Forward	9201	6546BR		5032-51			
20571				Drive	7540192		6834
Forward	9201	6546BR		5032-61			
Reverse	9200	6722		Forward	7540154		6837
20571 Pony II				Reverse	7540201		6841
Forward	9201	6546BR		5033-01 Turf-Til; 5033-81 Turf-Til; 5033-91 Turf-Til			
50173; 50173 Junior II; 50204; 50204 Junior II				Forward	7540216		6729
Forward	50134	6679BR		5041-71			
Cultivator Plus				Forward	7540154		6837
Drive	60070	6732		Reverse	7540201		6841
E682L Horse				5050-01 Turf-Til; 5050-91 Turf-Til			
Forward	9245	6540BR		Drive	7540224		6926
Econo Horse				Variable Speed	7540221		6952
Forward	20565	6824		5051-01 Turf-Til; 5051-41 Turf-Til; 5051-51 Turf-Til; 5051-61 Turf-Til; 5051-71 Turf-Til; 5051-81 Turf-Til; 5051-91 Turf-Til			
Reverse	9022	6722		Forward	7540154		6837
Gardenway H60				Reverse	7540189		6844
Drive; W/6 H.P. Eng.	1128	6473BR		5052; 5052-1			
Horse; Horse I; Horse II				Forward; 1971	7540121		6831
Drive; W/2-Speed Eng.; W/Dual Belts	11281	6473BR	②6473BR	Reverse; 1971	7540146		6833
Drive; W/2-Speed Eng.; W/Single Belt	1128	6473BR		5055; 5055-2; 5055-3; 5055-41			
Drive; W/4-Speed Eng.	9245	6540BR		Eng. To Variator	7540157		6928
Junior				Variator To Trans.	7540158		6935
Forward; New Style; W/24" Belt O.C.	20565	6824		5056-01 Turf-Til			
Forward; Old Style; W/25" Belt O.C.	50161	6825		Forward	7540154		6837
Reverse; Old Style; W/28" Belt O.C.	50134	6679BR		Reverse	7540201		6841
Junior II				5056-41; 5056-51			
Forward	50134	6679BR		Drive	7540192		6834
Pony I; Pony II				5056-61 Turf-Til; 5056-71 Turf-Til; 5056-81 Turf-Til; 5056-91 Turf-Til			
Forward	9201	6546BR		Forward	7540154		6837
Reverse	9200	6722		Reverse	7540201		6841
Pony III				5057-61			
Forward	20565	6824		Forward	7540196		6830
Reverse		6723		Reverse	7540106		6825
Pony IV				5058-81			
Forward	20565	6824		Forward	7540154		6837
Pony P-50; Pony P-51E				Reverse	7540201		6841
Forward	9201GD	6824		5059-81			
Reverse; W/22" Belt O.C.	9200GD	6822		Eng. To Variator	7540232		6820
Reverse; W/27" Belt O.C.	9095	6727		Variator To Drive	7540231		6828
Pony V				5081			
Forward	20565	6824		Forward	7540154		6837
Reverse	50134	6679BR		Reverse	7540155		6509BR
Pony VI				5081-01; 5081-71; 5081-81; 5081-91; 5082-01 Turf-Til			
Reverse	50134	6679BR		Drive	7540220		6927
Roto-Ette				Variable Speed	7540221		6952
Drive	60070	6732		5351; 5351-0; 5351-2; 5351-3; 5351-41			
Super Pony				Forward	7540107		6830
Forward	9201	6546BR		Reverse	7540106		6825
Reverse	9200	6722		5352; 5352-1			
TRU-TEST				Drive	7540103		6827
H45 Gardenway				5352-01 Turf-Til			
Drive; W/4 1/2 H.P. Eng.	1128	6473BR		Forward	7540196		6830
TT66-5							
Forward	10737	6831					
Reverse	10737	6831					

© Two Required.

Belts for Tillers

Application	OEM No.	Standard Belts	Premium Belts	Application	OEM No.	Standard Belts	Premium Belts
UNICO - Continued				WESTERN AUTO - Continued			
5352-2; 5352-3; 5352-41				3XC2025 (GIS)			
Drive	7540103		6827	Forward	1110		6835
5352-51 Turf-Til; 5352-61 Turf-Til; 5352-71 Turf-Til; 5352-81 Turf-Til; 5352-91 Turf-Til				Reverse	6163		6737
Forward	7540196		6830	3XC2025 (MTD); 3XC2035 (MTD)			
WESTERN AUTO				Forward	7540154		6837
2XC2005				Reverse	7540189		6844
Drive	7540196		6830	3XC2036 (GIS)			
2XC2933				Forward	1110		6835
Belt	1212		6736	Reverse	6163		6737
2XC2935				4X5705			
Belt			6827	Belt	55019		6833
2XC3027				4XC6290; 4XC6390			
Belt	1205		6822	Belt	3660		6825
2XC3030; 2XC3031				4XC6475			
Belt	P54239		6829	Belt	1526		6822
2XC3033; 2XC3133				4XC6485			
Belt	P54242		6832	Forward	1110		6835
2XC3231				Reverse	6163		6737
Belt			6831	4XC6495			
2XC3233; 2XC3235				Belt	1526		6822
Belt			6832	4XC6496			
2XC3327				Belt	3660		6825
Belt	1205		6822	4XC6572			
2XC3337-63				Forward	1110		6835
Belt	1221		6726	Reverse	6163		6737
2XC3339				4XC6575			
Belt			6842	Belt	1526		6822
2XC3427				4XC6585			
Belt	1205		6822	Forward	1110		6835
2XC3438				Reverse	6163		6737
Belt			6837	4XC6595			
2XC3439				Belt	1526		6822
Belt			6842	4XC6598; 4XC6685			
2XC3542; 2XC3642				Forward	1110		6835
Belt			6830	Reverse	6163		6737
2XC6685; 2XC6690				4XC6690			
Forward	7540121		6831	Forward	2435		6837
Reverse	7540146		6833	Reverse			6739
2XC32227				4XC6695			
Belt	1205		6822	Belt	1526		6822
2XF2875				4XC6698			
Belt			6827	Forward	1110		6835
2XF3139				Reverse	6163		6737
Belt			6873	4XC6699			
3X2010				Belt	3660		6825
Drive; W/O Reverse	1110		6835	4XC6772; 4XC6790; 4XC6798; 4XC6898			
Forward	7540154		6837	Forward	1110		6835
Reverse	7540189		6844	Reverse	6163		6737
3X2020				4XC6899; 4XC6971			
Forward	1110		6835	Forward	2435		6837
Reverse	6163		6737	Reverse			6739
3X2025 (MTD)				4XC6990			
Forward	7540154		6837	Forward	1110		6835
Reverse	7540189		6844	Reverse	6163		6737
3X2030				4XC6995			
Forward	1110		6835	Belt	1526		6822
Reverse	6163		6737	4XC6999; 4XC7060; 4XF6899			
3X2040				Forward	2435		6837
Reverse			6739	Reverse			6739
3X2045				4XF6971			
Lower Drive	26345		6830	Belt	9304		6829
Upper Drive	26344		6819	4XF6995			
3XC2010				Drive	1526		6822
Drive; W/O Reverse	1110		6835	Forward	2435		6837
Forward	7540154		6837	Reverse			6739
Reverse	7540189		6844	4XF7071			
				Belt	9304		6829

Belts for Tillers

Application	OEM No.	Standard Belts	Premium Belts
WESTERN AUTO - Continued			
218-100			
Drive	7540103		6827
218-350; 218-360			
Forward	7540104	6832	
Reverse	7540103	6827	
GIS62-146			
Belt	9304		6829
GIS2000			
Belt	33622	6727	
GIS2010			
Belt	1110		6835
GIS2020; GIS2025; GIS2030; GIS2035; GIS2036			
Forward	1110	6835	
Reverse	6163	6737	
GIS2040			
Forward	2435	6837	
Reverse		6739	
GIS2045			
Lower Drive	26345	6830	
Upper Drive	26344	6819	
GIS2050; GIS2055; GIS2060			
Belt	9304		6829
GIS2120A08; GIS2120A28; GIS2120A38; GIS2120A87; GIS2120A97; GIS2120B18; GIS2121A48			
Traction	200555	6746	
GIS2125			
Traction	208526	6738	
GIS2130A18; GIS2130A28; GIS2130A38			
Traction	200555	6746	
GIS2508			
Eng. To Tiller	27093	6847	
GIS6170; GIS6270			
Belt	1110		6835
GIS6290; GIS6390			
Belt	3660		6825
GIS6475; GIS6495			
Belt	1526		6822
GIS6496			
Belt	3660		6825
GIS6572			
Forward	1110	6835	
Reverse	6163	6737	
GIS6575			
Belt	1526		6822
GIS6585			
Forward	1110	6835	
Reverse	6163	6737	
GIS6595			
Belt	1526		6822
GIS6598; GIS6685			
Forward	1110	6835	
Reverse	6163	6737	
GIS6695			
Belt	1526		6822
GIS6698			
Forward	1110	6835	
Reverse	6163	6737	
GIS6699			
Belt	3660		6825
GIS6772; GIS6790; GIS6798; GIS6898			
Forward	1110	6835	
Reverse	6163	6737	
GIS6899			
Forward	2435	6837	
Reverse		6739	

Application	OEM No.	Standard Belts	Premium Belts
WESTERN AUTO - Continued			
GIS6971			
Belt	9304		6829
GIS6990			
Forward	1110	6835	
Reverse	6163	6737	
GIS6995			
Belt	1526		6822
GIS6998			
Forward	1110	6835	
Reverse	6163	6737	
GIS6999; GIS7060			
Forward	2435	6837	
Reverse		6739	
GIS7071			
Belt	9304		6829
MTD2002A88			
Traction	7540190		6839
MTD2002A98			
Drive; W/37" Belt O.C.	7540255	6837	
Drive; W/44" Belt O.C.	7540189	6844	
Tine	7540190	6839	
MTD2005; MTD2005A57			
Drive	7540196		6830
MTD2010A57			
Drive	7540154		6837
MTD2022A; MTD2022A47; MTD2025A57; MTD2036; MTD2036A57			
Forward	7540154	6837	
Reverse	7540189	6844	
MTD2105A88			
Forward	7540255	6837	
Reverse	7540189	6844	
MTD3109A88; MTD3109A98			
Belt; W/39" Belt O.C.	7540190	6839	
Belt; W/43" Belt O.C.	7540109	6843	
Tine	7540195	6854	
MTD4109A88; MTD4109A98			
Tine	7540325		6857
WHEEL HORSE			
7-1221			
Drive; W/36" Belt O.C.	9430	6836	
Drive; W/39" Belt O.C.	9431	6839	
7-1231; 7-1232			
Drive	9151		6990
RT666			
Drive	1526		6822
WHEELER			
WT3; WT55			
Drive	107038		6836
WHITE OUTDOOR PRODUCTS			
020			
Drive	7540425		6726
030; 031			
Drive; W/29" Belt O.C.	7540216	6729	
Drive; W/39" Belt O.C.	7540190	6839	
310			
Tine	7540472		6812BR
340			
Drive	7540428		6842
381			
Tine; W/37" Belt O.C.	7540154	6837	
Tine; W/41" Belt O.C.	7540201	6841	
390			
Forward	7540429	6746	
Reverse	7540428	6842	

Belts for Tillers

Application	OEM No.	Standard Belts	Premium Belts
WHITE OUTDOOR PRODUCTS - Continued			
402			
Tine	7540207		6842
403			
Forward	7540109		6843
Reverse	7540190		6839
Tine	7540195		6854
404; 405			
Tine	7540109		6843
406			
Forward	7540109		6843
Reverse	7540190		6839
Tine	7540195		6854
412			
Drive	7540268		6951
420; 430			
Drive	7540325		6857
437; 447			
Rear Tine	7540267		6859
510			
Belt	7540190		6839
560			
Forward	7540109		6843
Reverse	7540195		6854
990-049			
Forward	320005118		6830
Reverse	320005096		6825
990-052			
Drive	320020028		6834
990-105			
Tine; W/37" Belt O.C.	7540154		6837
Tine; W/41" Belt O.C.	7540201		6841
990-148			
Drive	7540220		6927
Variable Speed	7540221		6952
990-199			
Belt	7540216		6729
991-105			
Tine; W/37" Belt O.C.	7540154		6837
Tine; W/41" Belt O.C.	7540201		6841
991-148			
Drive	7540220		6927
Variable Speed	7540221		6952
991-199			
Belt	7540216		6729
992-105 (500); 994-105			
Tine; W/37" Belt O.C.	7540154		6837
Tine; W/41" Belt O.C.	7540201		6841
994-199			
Belt	7540216		6729
994-318			
Belt; W/27" Belt O.C.	7540220		6927
Belt; W/51" Belt O.C.	7540268		6951
994-319			
Belt	7540190		6839
994-377			
Belt; W/43" Belt O.C.	7540253		6843
Belt; W/54" Belt O.C.	7540195		6854
A430			
Belt	7540267		6859
RB300			
Drive	9540216		6729
RB500			
Drive	9540428		6842
RB550; RB650			
Drive	9540434		6858
Roto Boss 310			
Belt	7540216		6729

Application	OEM No.	Standard Belts	Premium Belts
WHITE OUTDOOR PRODUCTS - Continued			
Roto Boss 500			
Tine; W/37" Belt O.C.	7540154		6837
Tine; W/41" Belt O.C.	7540201		6841
Roto Boss 510			
Belt	7540190		6839
Roto Boss 530			
Drive	7540195		6854
Roto Boss 560			
Forward	7540109		6843
Reverse	7540195		6854
Roto Boss 580			
Drive	7540325		6857
Roto Boss 850			
Belt	7540220		6927
WHITE STORES			
86-59			
Forward	7540177		6832
Reverse	7540146		6833
86-61			
Forward; W/37" Belt O.C.	7540154		6837
Forward; W/39" Belt O.C.	7540190		6839
Reverse; W/40" Belt O.C.	7540155		6509BR
Reverse; W/44" Belt O.C.	7540189		6844
87-53			
Drive	7540216		6729
87-55			
Drive; W/27" Belt O.C.	7540103		6827
Drive; W/30" Belt O.C.	7540196		6830
87-59; 87-61			
Forward; W/37" Belt O.C.	7540154		6837
Forward; W/39" Belt O.C.	7540190		6839
Reverse; W/40" Belt O.C.	7540155		6509BR
Reverse; W/44" Belt O.C.	7540189		6844
87-62			
Eng. To Variator	7540157		6928
Variator To Trans.	7540158		6935
87-63			
Forward	7540154		6837
Reverse	7540201		6841
87-64			
Drive	7540192		6834
87-65			
Drive	7540232		6820
Tine	7540146		6833
Variable Speed	7540231		6828
87-67			
Drive	7540224		6926
Variable Speed	7540221		6952
87-68			
Drive	7540220		6927
Variable Speed	7540221		6952
210-100			
Drive	7540103		6827
210-350; 210-360			
Forward	7540121		6831
Reverse	7540146		6833
212-100			
Drive	7540103		6827
212-355			
Forward	7540121		6831
Reverse	7540146		6833
212-375			
Eng. To Variator	7540157		6928
Variator To Trans.	7540158		6935
213-100			
Drive	7540103		6827
213-355			
Forward	7540166		6962

Lawn & Garden Equipment

Belts for Tillers

Application	OEM No.	Standard Belts	Premium Belts
WHITE STORES - Continued			
213-375			
Forward	7540154		6837
Reverse	7540155		6509BR
214-100			
Drive	7540103		6827
214-355			
Forward	7540154		6837
Reverse	7540189		6844
214-375			
Forward	7540190		6839
Reverse	7540189		6844
214-385			
Drive	7540192		6834
215-100			
Drive	7540103		6827
215-200			
Forward	7540107		6830
Reverse	7540106		6825
215-350			
Forward	7540104		6832
Reverse	7540103		6827
216-402			
Tine	7540195		6854
Variable Speed	7540207		6842
YARD MACHINES			
21A-035			
Drive	7540216		6729
21A-340			
Drive	7540428		6842
21A-390			
Forward	7540428		6842
Reverse	7540429		6746
21A-410; 21A-410A; 21A-412A; 21A-422B			
Drive	7540438		6851
21A-430; 21A-457A			
Drive	7540434		6858
YARD MARVEL			
F & G 350; F & G 515; F & G Mini			
Drive			6828
Farm & Garden			
Drive	2073226		6826
Mini Tiller			
Belt			6828
Renter			
Drive	73226		Ⓜ6826
Renters 4K; Renters 5B			
Drive	2073226		6826
YARD-MAN			
21A-447; 21A-448A; 21A-458A			
Drive; W/58" Belt O.C.	7540434		6858
Drive; W/59" Belt O.C.	7540267		6859
211-031			
Drive	7540216		6729
211-430			
Drive	7540325		6857
211-700			
Drive	7540190		6839
5010-0; 5010-1; 5020-0; 5020-1; 5020-4; 5030-0; 5030-1; 5030-4			
Forward	40041		6840
Reverse	40207		6845
5120-2-6; 5130-2-6			
Drive	165176		6850
21030-0; 21030-1; 21030-8; 21030-9			
Drive	7540216		6729

Application	OEM No.	Standard Belts	Premium Belts
YARD-MAN - Continued			
21310			
Drive	7540190		6839
21398-1			
Forward	7540154		6837
Reverse	7540201		6841
21402			
Belt; W/43" Belt O.C.	7540109		6843
Belt; W/54" Belt O.C.	7540195		6854
21404			
Belt; W/43" Belt O.C.	7540253		6843
Belt; W/54" Belt O.C.	7540195		6854
21405-0; 21405-1; 21405-8; 21405-9			
Primary Drive	7540224		6926
Secondary Drive	7540221		6952
21406			
Belt; W/39" Belt O.C.	7540190		6839
Belt; W/43" Belt O.C.	7540109		6843
Belt; W/54" Belt O.C.	7540195		6854
21408-0; 21408-1; 21408-8; 21408-9; 21409-0; 21409-1			
Primary Drive	7540220		6927
Secondary Drive	7540221		6952
21412; 21418			
Belt; W/27" Belt O.C.	7540220		6927
Belt; W/51" Belt O.C.	7540268		6951
21700-0; 21700-01			
Drive	7540190		6839
21705-0; 21705-1; 21705-8; 21705-9			
Forward	7540154		6837
Reverse	7540189		6844
21750-8; 21750-9			
Forward	7540154		6837
21755-0; 21755-1; 21755-8; 21755-9; 21755-57			
Forward	7540154		6837
Reverse	7540201		6841
21756-0; 21756-8; 21756-9			
Primary Drive	7540254		6819
Secondary Drive	7540231		6828
YAZOO			
Cultivator			
Tine; W/5 H.P. Eng.	205050		6850
Gardener			
Belt	205034		6834
Master Gardener			
Belt	205033		6833

Ⓜ Two Required.

Belts for Lawn Equipment

Order Belts and Hose by Our Number. Manufacturers' Part Number is shown for reference only.

Application	OEM No.	Standard Belts	Premium Belts	Application	OEM No.	Standard Belts	Premium Belts
ACE HARDWARE				ARIENS - Continued			
Edgers				Compost Grinders - Continued			
200-600; 240-600; 241-600; 242-600; 243-600; 244-595; 244-600; 245-596; 246-596; 246-600				928010			
Belt	7540142		6673BR	Belt	72062		6848
246-604; 247-600; 247-604; 248-600; 249-600				ATLAS			
Belt	7540142		6673BR	Edgers			
71359; 72774				14-2000			
Blade	7540142		6673BR	Belt			6732
AER-EZE				A10; A10F			
Aerators				Belt	1074		6829
Aerators				B10			
Drive		3470	6947	Belt; 1973			6732
AGRIMETAL				C10; C10F			
Vacuums				Belt	1074		6829
240 JD-2				ATWATER STRONG			
Blower			②6933	Blower Sweepers			
BW 300				12KP Lo-Blo; 14KPT Lo-Blo			
Blower			6944	Trans.	917		6735
BW 360				16BPT			
Blower			④6953	Belt	1615	1410	6741
Tuff Vac 5000 Gas				P.T.O. Pump			
Blower			②6942	Belt; W/28" Belt O.C.; W/25-50 H.P. Eng.	1087		3V280
Tuff Vac 5000 P.T.O.				AUTOMOTIVE ASSOCIATES			
Blower			②6949	Edgers			
AGWAY				242-600; 243-600; 244-600			
Edgers				Belt	7540142		6673BR
82-0019; 82-0024; 82-1109; 82-3100; 82-3101; 240-600; 241-600; 242-600; 243-600; 244-600				BACHTOLD BROTHERS			
Blade	7540142		6673BR	Weed Cutters			
AIRCAP				B685 Mower			
Edgers				Blade	B64		6967
618; 620; 674; 675; 676				BAKER			
Belt	16301	2310	6831	Chipper/Shredders			
B10				612			
Belt	10717		6730	Drive; Mfr. No. 9005612	3080912		6928
ALLIS-CHALMERS				912			
Compost Grinders				Drive; Mfr. No. 9007912, 9007913	3080912		6928
2024727				BEIL INDUSTRIES			
Drive	14843		6829	Cord Wood Saws			
2024730				Lil Brute			
Drive	24615		6864	Drive			②6962
AMERICAN HARDWARE				P.T.O.			②6951
Edgers				BILLY GOAT INDUSTRIES			
240-600; 241-600; 242-600; 243-600; 244-600; SSR596; SSR604				Aerators			
Belt			6731	AE401; AE401H; AE550; AE550H; AE551; AE551H			
ARIENS				Drive	360120		6843
Compost Grinders				Blowers			
928001				F902SPH; F902SPS; F1302SPH; F1802SPV			
Belt	72062		6848	Drive	440215	1290	
928002; 928003				QB1601SP			
Belt	72060		6828	Drive	830223		6834
928004				Brush Cutters			
Belt	72071		6838	BC2401H; BC2401HE; BC2401IC; BC2402H;			
928005; 928007; 928008				BC2402HE; BC2403H; BC2403HEB; BC2403IC			
Belt	72060		6828	Traction	500119		6827
				Blade Drive	500237		6488BR

② Two Required.

④ Four Required.

Lawn & Garden Equipment

Belts for Lawn Equipment

Application	OEM No.	Standard Belts	Premium Belts
BILLY GOAT INDUSTRIES - Continued			
Power Rake/Overseeder			
CR550; CR550H; CR550HC Drive	350207		6934
OS552; OS552H; PR500; PR500H; PR550; PR550H Drive	350116		6936
Vacuums			
BG81SP; BG1002SP Drive	800250	2320	
BG-10A; BG-50A; BG-60A; BG-60AI; BG-60P; BG-60PI Belt	800250	2320	6832
KD512SP Drive	890586	2220	
KV600SP; KV650SPH Drive	891026	1310	
MV650SPH Drive	840066	1350	
PB80; PB80P Belt; W/23" Belt O.C. Belt; W/28" Belt O.C.	850314 850313	2230 2280	6823 6828
TKD512SP Drive	890586	2220	
TKV650SPH Drive	891026	1310	
VQ802SPH; VQ902SPH; VQ1002SP Drive	830223		6834
BLUE GRASS			
Edgers			
W7-B600 Drive	7540142		6673BR
BLUEBIRD			
Aerators			
424; 530A; 742; B424; B530A; H424; H424G; H530A; H530AG; H742 Drive	0336		6844
H742G Drive	0336		6844
Lawn Combers			
120 Drive	0339		6936
120B Drive	0334		6831
140 Drive	0333		6933
220 Drive	0340		6938
240 Drive	0341		6935
405 Drive	0333		6933
407 Drive	0341		6935
520 Lawn Comber Drive	0339		6936
720 Lawn Comber Drive	0340		6938
C18; C183BTC; C184HTC; C185BDC; C185BFC; C185HDC; C185HFC; C1800DC; C1800FC; C1800TC Drive	54017		6933
P18 Lawn Comber Drive; W/5.5 H.P. Eng. Drive; W/8 H.P. Eng.	54018 0339		6934 6936

Application	OEM No.	Standard Belts	Premium Belts
BLUEBIRD - Continued			
Lawn Combers - Continued			
P185BDC; P185BFB; P185BFC; P185HDC; P185HFB; P185HFC Drive	54018		6934
P188BDC; P188BFB; P188BFC Drive	0339		6936
P1800DC; P1800FB; P1800FC Drive; W/5.5 H.P. Eng. Drive; W/8 H.P. Eng.	54018 0339		6934 6936
Power Rake/Overseeder			
300RSC Belt	0339		6936
300SC Belt	0314		6827
410 Belt	0335	3350	6935
420 Belt	0339		6936
510 Belt	0335	3350	6935
520 Power Rake Drive	0339		6936
600 Belt	5028	3370	6937
710 Belt; W/36" Belt O.C. Belt; W/37" Belt O.C.	0336 0337	3360 3370	6936 6937
720 Drive	0340		6938
F20 Belt; W/B. & S. 5 H.P. Eng. Belt; W/B. & S. 7 H.P. Eng.	0399 0340		6936 6938
F20B Drive	0334		6831
F240 Drive	0340		6938
F400 Belt	0333		6933
Drive	0341		6935
F405 Belt	0333		6933
F407; F460 Belt	0341	3350	6935
PR18; PR18B5FA; PR18B5NRA; PR18GH5NRA; PR18H5DA; PR18H5FA; PR18H5NRA; PR18NEFA; PR22; PR22B5FA Drive	100439	2370	
PR22B5FBA; PR22B5NRA; PR22B8FA; PR22B8NRA; PR22GH5NRA; PR22H5FA; PR22H5FBA; PR22H5NRA; PR22NEFA Drive	100439	2370	
TLC-240; TLC-720 Eng. To Rotor	0340		6938
Seeders			
120BLS Drive	0334		6831
120LS Drive	0339		6936
220LS Drive	0340		6938
520LS Drive	0339		6936
720LS Drive	0340		6938

Belts for Lawn Equipment

Application	OEM No.	Standard Belts	Premium Belts	Application	OEM No.	Standard Belts	Premium Belts
BLUEBIRD - Continued				BROYHILL - Continued			
Seeders - Continued				Sprayer Equipment - Continued			
F20BLS				1956A			
Drive0334		6831	Belt; W/8 H.P. Eng.			6842
P185BDS; P185HDS				1963B			
Drive54018		6934	Belt; W/5, 8 H.P. Eng.6980		6831
P188BDS				2000			
Drive0339		6936	Belt; W/8 H.P. Eng.5759		B60
P1800DS				2042			
Drive; W/5.5 H.P. Eng.54018		6934	Belt; W/8 H.P. Eng.3279	3480	6948
Drive; W/8 H.P. Eng.0339		6936	2087A			
S22; S22B5DA; S22H5DA				Belt; W/8 H.P. Eng.5759		B60
Drive100439	2370		2088A			
Seeders				Belt; W/8 H.P. Eng.6966	2220	6822
Drive0340		6938	2093A			
Sod Cutters				Belt; W/16 H.P. Eng.7081		3V800
SC16				BUNTON			
Blade			6828	Edgers			
SC18				760; BLM; ET10			
Blade3106		6826	BladePG757	2300	6830
BOBCAT				GM52			
Edgers				BladeL643		6850
E10-3B; E10-3C				CAMPBELL HAUSFELD			
Belt28004A		6831	Air Compressors			
BOLENS				HL701000AJ			
Lift Kits				BeltBT004700AV	2390	6839
18703; 18704; 18705; 18706				HL701100AJ			
Drive		2310	6831	Belt; W/39" Belt O.C.BT004700AV	2390	6839
18709				Belt; W/40" Belt O.C.BT000400AV	2400	6840
Belt			6832	HL701200AJ; HL701300AJ			
Starter Kits				BeltBT000400AV	2400	6840
22736-01; 23838-01				HL701500AJ			
Belt1708425		6828	BeltBT004700AV	2390	6839
23859				HL701600AJ			
Belt1713067	2290	6829	Belt; W/39" Belt O.C.BT004700AV	2390	6839
BROUWER				Belt; W/40" Belt O.C.BT000400AV	2400	6840
Sod Cutters				HL701700AJ			
Mark 2				BeltBT000400AV	2400	6840
Blade Drive			6822	Power-Pro VT61100; Power-Pro VT610900; Power-Pro VT614801AJ			
P.T.O.			6855	BeltBT003400AV	3490	6949
BROWN				TF000821HA; TF000821VA; TF410821HA;			
Edgers				TF410821VA; TF430821HA; TF430821VA;			
E104H				TF460352HA			
Drive			②6848	BeltBT004302AV		6970
BROYHILL				TK000821H; TK001221H; TK630821H; TK631221H;			
Sprayer Equipment				TK631281H			
1366D				BeltBT004319AV		6981
Belt; W/9 H.P. Eng.5804	2340	6834	CAUDLE MFG. CO			
1674D				Edgers			
Belt; W/16 H.P. Eng.7108	2450	6845	60102			
1760				Belt; W/2 H.P. Eng.6526	2300	6830
Agitator; W/3 H.P. Eng.7128	2270	6827	CHAMPION			
Belt; W/1 H.P. Eng.5812	2370	6837	Sprayer Equipment			
Pump; W/3 H.P. Eng.6535	2300	6830	CHAMPION 600			
1760BR				Belt		2450	6845
Belt; W/3 H.P. Eng.4681	2330	6833	CHAMPION 701			
1761C-2P-MA				Belt745	2350	6835
Agitator; W/1 H.P. Eng.7128	2270	6827	CHIP-IT INDUSTRIES			
Pump; W/1 H.P. Eng.5812	2370	6837	Chippers			
1879				MC 180			
Belt; W/9 H.P. Eng.5224		3V500	P.T.O.			AX43

② Two Required.

Belts for Lawn Equipment

Application	OEM No.	Standard Belts	Premium Belts
CHIP-IT INDUSTRIES - Continued			
Chippers - Continued			
MC 260 P.T.O.			BX68
Stump Grinders			
Eliminator Pump			AX37
CLASSEN MFG. CO.			
Aerators			
400 Belt; W/Honda 3 1/2 H.P. Eng.		6939	
Belt; W/Honda 5 H.P. Eng.		6936	
500 Belt; W/Honda 5 H.P. Eng.		6936	
500ATC Belt; W/36" Belt O.C.VB1500ATC		6936	
Belt; W/38" Belt O.C.VB2500ATC		6938	
600 Belt	VB1600		6935
TA-19 P.T.O.			6946
Sod Cutters			
SC-18 Drive		6934	
P.T.O.B56		6959	
Weed Cutters			
Weed Mower Belt			6931
COAST TO COAST			
Edgers			
240-600; 242-600; HEO-371-9 Belt	7540142		6673BR
COLUMBIA PRODUCTS			
Edgers			
242-295; 601-2; 601-3; 601-4 Belt	7540142		6673BR
CRARY			
Chipper/Shredders			
30; 50 Rotor	16081		6927
80; 85 Rotor	16043		6929
150 Rotor	16081		6927
180 Rotor	16043		6929
250 Rotor	16081		6927
280 Rotor	16043		6929
380 Rotor	17996		6829
500 Rotor	16000		ⓈBX62
510 P.T.O.	16021		ⓈBX46
554 P.T.O.	17055		ⓈBX56
580 Rotor	17996		6829

Application	OEM No.	Standard Belts	Premium Belts
CRARY - Continued			
Chipper/Shredders - Continued			
70030; 70050 Rotor	17829		6927
70080; 70085 Rotor	17830		6929
70150 Rotor	17829		6927
70180 Rotor	17830		6929
70250 Rotor	17829		6927
70380 Rotor	17996		6829
70500 Rotor	16000		ⓈBX62
70510 P.T.O.	16021		ⓈBX46
70554 P.T.O.	17055		ⓈBX56
CUB CADET			
Edgers			
603 Belt	7540142		6673BR
DEVILBISS			
Air Compressors			
TAM-5042; TAMV-5042 Belt; W/1 1/2 H.P. Eng.	JH1035		Ⓢ6863
TAN-5042; TANV-5042 Belt; W/2 H.P. Eng.			Ⓢ6865
TAO-5042 Belt; W/3 H.P. Eng.			Ⓢ6867
TAO-5050 Belt; W/3 H.P. Eng.			Ⓢ6981
TAOV-5042 Belt; W/3 H.P. Eng.			Ⓢ6867
TAOV-5050 Belt; W/3 H.P. Eng.			Ⓢ6981
TAP-5050 Belt; W/5 H.P. Eng.	UAG4		Ⓢ6985
TAPE-5031 Belt; W/10 H.P. Eng.			Ⓢ6981
TAPV-5050 Belt; W/5 H.P. Eng.			Ⓢ6981
TAS-5050 Belt; W/7 1/2 H.P. Eng.			Ⓢ6992
TDP-5050 Belt; W/5 H.P. Eng.	UAG4		Ⓢ6985
TDS-5050 Belt; W/7 1/2 H.P. Eng.			Ⓢ6992
UAH-5020 Belt; W/1/4 H.P. Eng.			6842
UAK-5032 Belt; W/3/4 H.P. Eng.	BT9004		6955
UAL-5042 Belt; W/1 H.P. Eng.	BT9004		6955
UALE-5030 Belt; W/3 H.P. Eng.			6960
UAM-5044; UAMV-5044 Belt; W/1 1/2 H.P. Eng.	BT9001		6859
UAN-5044 Belt; W/2 H.P. Eng.	JH1035		6863
UANE-5031 Belt; W/8 H.P. Eng.			Ⓢ6870

Ⓢ Two Required.

Belts for Lawn Equipment

Application	OEM No.	Standard Belts	Premium Belts
DEVILBISS - Continued			
Air Compressors - Continued			
UANV-5044 Belt; W/2 H.P. Eng.	JH1035		6863
UBHB-9010 Belt; W/1/4 H.P. Eng.	BT9006		6836
UBJ-5012 Belt; W/1/2 H.P. Eng.			6944
UBK-5012 Belt; W/3/4 H.P. Eng.			6946
UDH-5020 Belt; W/1/4 H.P. Eng.			6844
UDJ-5031 Belt; W/1/2 H.P. Eng.			6855
UDK-5030 Belt; W/3/4 H.P. Eng.	BT9004		6955
UDL-5012 Belt; W/1 H.P. Eng.			6844
UDL-5030 Belt; W/1 H.P. Eng.	BT9004		6955
UDM-5013 Belt; W/1 1/2 H.P. Eng.			6854
UDM-5043 Belt; W/1 1/2 H.P. Eng.			6869
UDN-5013 Belt; W/2 H.P. Eng.			6855
UDN-5043 Belt; W/2 H.P. Eng.	JH1035		6863
UDO-5043 Belt; W/3 H.P. Eng.		②	6867
VAO-5050 Belt; W/3 H.P. Eng.		②	6986
VAOV-5050 Belt; W/3 H.P. Eng.	BT131	②	6986
VAP-5050 Belt; W/5 H.P. Eng.	UAG4	②	6985
VAPE-5030 Belt; W/10 H.P. Eng.		②	6986
VAPV-5050 Belt; W/5 H.P. Eng.		②	6981
VAS-5059 Belt; W/7 1/2 H.P. Eng.		②	6992
VAS-5060 Belt; W/7 1/2 H.P. Eng.	JK85	③	69100
VAT-5060 Belt; W/10 H.P. Eng.	JK85	③	69100
VAV-5060 Belt; W/15 H.P. Eng.		③	69100
VAVE-5060G Belt; W/30 H.P. Eng.	BT119	⑥	B100
VAW-5080 Belt; W/20 H.P. Eng.	BT119	⑥	B100
VAX-5080; VAX-5081 Belt; W/25 H.P. Eng.	BT119	⑥	B100
VDO-5050 Belt; W/3 H.P. Eng.		②	6986
VDS-5059 Belt; W/7 1/2 H.P. Eng.		②	6992
VDS-5060 Belt; W/7 1/2 H.P. Eng.	JK85	③	69100
VDT-5060 Belt; W/10 H.P. Eng.	JK85	③	69100
VDV-5060 Belt; W/15 H.P. Eng.		③	69100
VDW-5080 Belt; W/20 H.P. Eng.	BT119	⑥	B100

② Two Required.
⑥ Six Required.

Application	OEM No.	Standard Belts	Premium Belts
DEVILBISS - Continued			
Air Compressors - Continued			
VDX-5080; VDX-5081 Belt; W/25 H.P. Eng.	BT119		⑥B100
DIADEM			
Compost Grinders			
312P3; 312W8; 312W10 Belt			6955
312W12 Belt			6954
Bush Chipper Belt; W/8, 12 H.P. Eng. P.T.O.	31216531 31217956	3530	6953 6951
Clipper Belt; W/7 H.P. Eng.	31216531	3530	6953
DR POWER EQUIPMENT			
Power Wagon			
5.0 Powerwagon; Premier Powerwagon Drive	108971		A82
Pro Powerwagon Drive; Feb. 2007 & Newer	108971		A82
Drive; Jan. 2007 & Older			6884
Suburban Powerwagon Drive	108991		6838
String Trimmer			
Commercial Trimmer Drive	114431		6845
Compact Trimmer Drive		1390	
Pro Trimmer; Pro-XL Trimmer; Self-Propelled Trimmer; Sprint Trimmer Drive	114431		6845
DYNAMARK			
Edgers			
85680; 87000; 87010; 87020 Blade	32668		6833
53990100; 53990200; 53990300; 53990400 Belt	2543		6828
A3009000 Blade		2328	
Sweepers			
5365 Belt	RP8096	2260	6826
P.T.O.; W/40" Belt O.C.	42035	1400	
79972; 79980; 79981 Belt	8597	2220	6822
PS124 Belt		2200	6820
PS928A Belt	RP8096	2260	6826
P.T.O.; W/40" Belt O.C.	42035	1400	
ENVIROJET			
Aerators			
RC387B Agitator	2600		6860
Pump			②3VX425
EXMARK			
Power Rake/Overseeder			
RA-50B Main Drive			6939

③ Three Required.

Belts for Lawn Equipment

Lawn & Garden Equipment

Application	OEM No.	Standard Belts	Premium Belts
FATE-ROOT-HEATH			
Lawn Mower Sharpeners			
20			
Belt	J204	1270	6727
21A			
Belt	R192	2290	6829
150			
Belt	JD50	2250	6825
210			
Belt	R309	2380	6838
400; 410			
Belt	R308	2340	6834
900			
Belt; W/29" Belt O.C.	R192	2290	6829
Belt; W/37" Belt O.C.	R87	2370	6837
1040; 1070			
Belt	JD50	2250	6825
1300			
Belt; Domestic		2320	6832
Belt; Export	GD1407	2330	6833
FELDMANN			
Aerators			
1700; 1703; 1800; 2200; 2300MP			
Belt	1434		6728
FIMCO, INC.			
Sprayer Equipment			
25-80G			
Belt			6831
30-78FG			
Belt			6827
80-12; 80-22; 80-24			
Belt			6828
ES-121			
Belt			6831
FIRESTONE			
Edgers			
422-3-600; 422-5-600; Supreme 08-09-300-8; Supreme 08-09-300-9			
Blade	7540142		6673BR
FOLEY			
Lawn Mower Sharpeners			
1/2 H.P. Combination; 1/3 H.P. Standard			
Belt	370630	2300	6830
GIANT VAC			
Power Rake/Overseeder			
GT51			
Traction			6828
Vacuums			
59			
Belt			6735
1730			
Traction			6726
GILSON			
Compost Grinders			
30-200-01			
Blade	83EA335	3580	6958
30-201-01; 30-202-01; 30-300-01			
Drive	1434		6728
30-311-01			
Belt	14843		6829

④ Four Required.

Application	OEM No.	Standard Belts	Premium Belts
GILSON - Continued			
Compost Grinders - Continued			
88C			
Belt	1409	3520	6952
605			
Belt	14843		6829
707			
Belt	1409	3520	6952
808; 909			
Drive	1434		6728
4254			
Belt	14843		6829
54250			
Drive	1434		6728
54252			
Belt	1409	3520	6952
54253; 54254			
Belt	14843		6829
54255			
Drive	1434		6728
54260; 54261; 54262			
Belt	24615		6864
SG8A			
Drive	1434		6728
SGS			
Blade	83EA335	3580	6958
GOODALL			
Edgers			
10BT; 10LT			
Blade	W00667		6824
760			
Blade	W00657		6830
GOOSSEN			
Blowers			
BL-2000 P.T.O.			
P.T.O.; W/47" Belt O.C.			④6947
P.T.O.; W/53" Belt O.C.			④5VX530
Vacuums			
Rake-N-Vac			
Blower			④6946
GRAINGER, W. W.			
Compost Grinders			
3Z417			
Belt	26415		6864
Edgers			
3Z478A; 3Z478D			
Blade	7540142		6673BR
Vacuums			
3Z479A			
Belt	7540176	0230	
3Z479D			
Belt	7540219		6826
GRAVELY			
Aerators			
Proaire 27			
Drive	B54		6957
Pump			6939
Chippers			
Pro Chip 350			
Drive			②6958

② Two Required.

Belts for Lawn Equipment

Application	OEM No.	Standard Belts	Premium Belts	Application	OEM No.	Standard Belts	Premium Belts
GRAVELY - Continued				HUDSON			
Chippers - Continued				Sprayer Equipment			
Pro Chip 495				42025; 47025			
Pump			6958	Belt	2610		6861
HAHN				HUFFMAN			
Aerifiers				Edgers			
EA-3				2796			
Drive; W/36" Belt O.C.	3360		6936	Blade	9657B	2390	6839
Drive; W/56" Belt O.C.	3560		6956	2797			
Multi-Pro 44				Blade	BE117	2270	6827
Eng. To Chain Drive			TR28437	4796			
Eng. To Pump	4L390	2390		Blade	9657B	2390	6839
TMV				4797			
Eng. To Trans.44D		AX43	Blade	BE117	2270	6827
Power Rake/Overseeder				H5800			
VCD-14 Varti-Cut				Blade	9657B	2390	6839
Drive			6830	HUSQVARNA			
HOGG				Edgers			
Edgers				LE359; LE389			
E-Z Edge				Drive			6833
Blade	1240		6724	JACOBSEN			
Edge-N-Trim Heavy Duty				Aerators			
Blade; W/2, 3, 3.5 H.P. Eng.	2270		6827	T1224			
HOMELITE				Drive			②6860
Edgers				Hyd. Pump			6829
2 Cycle				Brooms			
Blade	1240		6724	81507			
3 H.P.				Drive	349079		6877
Blade; W/28" Belt O.C.	1280		6728	Broom	348720		6872
Blade; W/31" Belt O.C.	2310		6831	Edgers			
Multi-Purpose Saws				5000; 50012			
MP38; MP88				Belt	310119	2320	6832
Belt	46068		3VX335	Eagle SN-TX1376			
XL98A				Belt			6831
Drive	64498		6413BR	Power Rake/Overseeder			
XL98D				52010; 52101			
Belt	46068		3VX335	Drive	314564		6829
HOMKO				Seeders/Vericutters			
Edgers				VA-24			
53990200; 53990300; 53990400				Pump	366201		6829
Drive	2543		6828	Sod Cutters			
HONDA				11C			
Generators				Belt	1024		6857
E1500K1; E1500K3				Sweepers			
Belt; W/4.5 H.P. Eng.	012151		②A30	154			
E1500K4				Trans.	349432		②3V315
Belt; W/5 H.P. Eng.	068851		6931	720E; 720EHL			
E2500K2; E2500K3				Eng. To Hyd. Pump	349006	3410	6941
Belt; W/6.8 H.P. Eng.	040206		②6832	JOHN BEAN			
E2500K4				Sprayer Equipment			
Belt; W/7 H.P. Eng.	047562		BX35	2M Spartan; 3/Spartan; 3M/Spartan			
E3500K1; E3500K2				Pump	1108472		6839
Belt; W/10 H.P. Eng.	075624		6940	4A; 4E; 4G			
E4500K1				Pump			6848
Belt; W/10 H.P. Eng.	078838		BX36	07			
ES3500				Agitator	1108540		6931
Belt; W/8 H.P. Eng.	047562		BX35	Pump	1107403		6862
ES3500K1; ES3500K2				20MTB/Royal 20"			
Belt; W/10 H.P. Eng.	075624		6940	Agitator	1108553		6844
ES4500K1				Pump; W/Wisconsin TF Eng.	1108430		6968
Belt; W/10 H.P. Eng.	078838		BX36				

② Two Required.

Belts for Lawn Equipment

Lawn & Garden Equipment

Application	OEM No.	Standard Belts	Premium Belts
JOHN BEAN - Continued			
Sprayer Equipment - Continued			
20MTB/Royal 20" - Continued			
Pump; W/Wisconsin VE4 Eng.	1108426		6958
25			
Agitator; 1969 & Older	1108554		6945
Pump; W/Wisconsin THD Eng.; 1969 & Older	1250337		6867
Pump; W/Wisconsin VH4D Eng.; 1969 & Older	1261546		6965
44			
Agitator; W/50 Gal. Tank	1108459		6828
Agitator; W/100, 150 Gal. Tank	1108466		6833
Pump; W/50 Gal. Tank	1107400		6853
Pump; W/100, 150 Gal. Tank	1107401		6855
48/Royal 20"			
Agitator	1108577		6968
Pump; W/Wisconsin VE4 Eng.	1108426		6958
48MT/Royal 20"; 48T/Royal 20"; 48TR/Royal 20"			
Agitator	1108577		6968
Pump	1108426		6958
66			
Agitator	1108551		6942
Pump	1107407		6870
70			
Agitator	1108466		6833
Pump	1108429		6967
1010			
Agitator; W/150 Gal. Tank			6830
Agitator; W/200 Gal. Tank			6734
Agitator; W/300 Gal. Tank			6937
Pump	1278510		6862
2020			
Agitator; W/200 Gal. Tank			6831
Agitator; W/300 Gal. Tank	1108542		6933
Agitator; W/400, 500 Gal. Tank	1108543		6934
2030; 2032; 3320			
Pump; W/Electric Eng.	1108477		6844
Pump; W/Gas Eng.	1108484		6851
J20			
Agitator; W/200 Gal. Tank; W/Magneto Eng.	1108467		6834
Agitator; W/200 Gal. Tank; W/Electric Start	1108469		6836
Agitator; W/300 Gal. Tank; W/Magneto Eng.	1108454		6821
Agitator; W/400, 500 Gal. Tank	1108547		6938
L1528-2			
Pump; W/Electric Eng.	1108547		6938
Pump; W/Gas Eng.	1108484		6851
N25			
Pump; W/Wisconsin THD Eng.; 1969 & Older	1250337		6967
Pump; W/Wisconsin VH4D Eng.; 1969 & Older	1261546		6865
N35			
Agitator; 1969 & Older	1108567		6958
Pump; W/Wisconsin THD Eng.; 1969 & Older	1250337		6967
Pump; W/Wisconsin VH4D Eng.; 1969 & Older	1261546		6965
JOHN DEERE			
Aerators			
Aercore 1000; Aercore 1500; Aercore 2000			
Drive	MT3040		6794BR
Air Compressors			
A75			
Main Drive	TY4798		6837
Edgers			
2			
Blade	M47159	2295	
2 H.P.			
Blade	M47150	2295	
3			
Blade	M47159	2295	
3 H.P.			
Blade	M47150	2295	

Application	OEM No.	Standard Belts	Premium Belts
JOHN DEERE - Continued			
Edgers - Continued			
3K			
Blade	M47159	2295	
4 H.P.			
Blade	M47150	2295	
M0036			
Blade		2300	6830
Log Splitters			
200 Series			
Drive	PT5300		6857
Pressure Washers			
A25			
Drive; Ser. No. 26000 & After	PT5762		6838
A40			
Drive; Ser. No. 26001 & After	TY7745		6851
Sprayer Equipment			
5; 5A; 5B			
Gear Pump	M44178		6729
Piston Pump	M41335		6732
7			
Pump	R1561R		7530
Sweepers			
31S			
Belt	M45815		6827
JOLLYHOE			
Compost Grinders			
Clipper			
Belt; W/5 H.P. Eng.		2290	6829
Belt; W/8 H.P. Eng.		2310	6831
K & S			
Edgers			
488; 562			
Blade		2280	6828
Electric			
Blade		2340	6834
KS17; KS19; KS71; KS72; KS75			
Blade		2310	6831
KS122; KS122A; KS366			
Blade		2340	6834
KS800; KS970; KS1500; KS1505; KS2001; KS2003; KS2005			
Blade		2310	6831
KS-07			
Blade		2280	6828
KEE			
Edgers			
Edger - Trimmer			
Blade		1240	6724
ET101			
Belt		3290	
SE101			
Belt			6930
KEES, F.D.			
Aerators			
SA-68; SL-300; SL-300-5			
Belt	VB62F	3390	6939
Edgers			
93V			
Blade		2340	

© Two Required.

Belts for Lawn Equipment

Application	OEM No.	Standard Belts	Premium Belts	Application	OEM No.	Standard Belts	Premium Belts
KEES, F.D. - Continued				LAWN KEEPER			
Power Rake/Overseeder				Edgers			
100528				SKU1220433			
Drive; W/36" Belt O.C.	103032		6936	Blade; W/2 H.P. Eng.		2310	6831
Drive; W/39" Belt O.C.	VB62F		6939	LESCO			
Contour G.P.M.				Renovators			
Blade			6826	20			
FN-100				Pump Drive; W/Honda 8 H.P. Eng.	021811		3VX250
Belt	VB62F	3390	6939	LINDIG			
FW-9				Compost Grinders			
Drive			6933	C-20; C-40; C-50			
HM61 Moto-Rake; HM61B Moto-Rake				Belt	VB103	2490	6849
Belt	VB62F		6939	CQ5			
P-65				Belt			BX48
Clutch	60119	3440	6944	JR-B			
ST-200; ST-280				Belt; W/Electric Eng.		2440	6844
Belt	VB62F	3390	6939	Belt; W/Gas Eng.		2450	6845
KEMP				L-75			
Shredders				Belt			
K6GH			6966	Belt	VB73		5V1600
Belt				M-4			
KINCO				Belt; W/Gas Eng.; W/45" Belt O.C.			
Power Rake/Overseeder				Belt; W/Gas Eng.; W/47" Belt O.C.			
Contour G.P.M.				Belt; W/Electric Eng.	VB10	2460	6846
Blade		2260	6826	M-8			
KING O LAWN				Belt; W/46" Belt O.C.			
Edgers				Belt; W/Gas Eng.; W/47" Belt O.C.			
20A; 204F; 206; 216; 216B; 217B; 231				Belt; W/Electric Eng.; W/49" Belt O.C.	VB103	2490	6849
Belt		2270	6827	LITTLE WONDER			
235				Edgers			
Belt		2300	6830	5001; 6001; 6031			
236; 242; 246; 261; 286				Belt	177	2300	6830
Belt		2270	6827	6032; 6033			
LAMBERT				Drive			
Power Rake/Overseeder				177			
1248; LT20				MASSEY FERGUSON			
Belt			6826	Edgers			
Sweepers				3 H.P.			
SG-5311WB				Belt			6831
Belt; W/27" Belt O.C.		2270	6827	MAXIM			
Belt; W/29" Belt O.C.	11575	2290	6829	Edgers			
VMB-5530S				ME3B			
Drive	91232		6828	Blade	272216		6831
LAWN BOY				ME3BW			
Edgers				Blade			
1010; 1011; 1012; 1013; 1014				Blade	272240		6832
Blade	603682	2240	6824	ME30B			
1015; 1016				Blade; W/31" Belt O.C.	272229		6831
Belt	607198	2400	6840	Blade; W/32" Belt O.C.	272240		6832
Power Rake/Overseeder				Garden Plows			
544834				PH50B Plow Hoss			
Belt	548996		6830	Drive	320272212		6864
LAWN CHIEF				MCLANE			
Edgers				Edgers			
TT15				2 H.P. B. & S. Eng.; 2.2 H.P. Honda Eng.; 3 H.P. B. & S. Eng.			
Drive			6831	Blade		2300	6830
TT16LD				100 Series; 800 Series			
Blade			6831	Belt		2300	6830

Belts for Lawn Equipment

Application	OEM No.	Standard Belts	Premium Belts
MERRY TILLER			
Edgers			
150; 250 Belt	48350		6835
MIGHTY MAC			
Shredders			
5P Drive	0300001		6838
9P; 9PT Belt; W/5 H.P. Eng.	0300038		6855
12P; 12PT Belt; W/5 H.P. Eng.	0300038		6855
Belt; W/7 H.P. Eng.	0300113		6853
MONO			
Edgers			
ET-2-BR Belt	ET127	2290	6829
MD5 Belt			6967
Rocket Belt			6829
MONTGOMERY WARD			
Aerators			
1426 Drive	308458	3360	6936
Air Compressors			
GIL2335A; GIL2337A Belt	1434		6728
GIL2338A Belt	1409	3520	6952
GIL2339A Belt	1434		6728
GIL21325A; GIL21326A Belt; W/47" Belt O.C.	17653		6847
Drive	14843		6829
Edgers			
134A; 135; 136A; 137; 147A Drive	E027	2270	6827
596; 604 Blade	7540142		6673BR
4955 Belt	503849	2490	6849
37700 Drive	E027	2270	6827
CP134A; CP134B; CP136A; CP136B; CP137A; CP137B; CP144A; CP145A; CP37700 Belt	E027	2270	6827
TMO24596B Blade			6731
TMO24603; TMO24620; TMO24620A; TMO37654B; TMO37654E; TMO37659A Belt	7540142		6673BR
TMO248596 Blade			6731
ZMY140A; ZMY140B; ZMY161A Belt	Y22	2300	6830
Log Splitters			
24435; 24435A Belt	7540278	2300	6830
24439A Forward	7540235		6835
Reverse	7540244		6840

Application	OEM No.	Standard Belts	Premium Belts
MONTGOMERY WARD - Continued			
Log Splitters - Continued			
24635B Belt	7540278	2300	6830
Sweepers			
294 Belt	L5055	1220	6722
5730 Belt	L5399	1210	6721
8469 Belt		1220	6722
Vacuums			
297A Traction	165110	1170	6717
675; 685; 689 Traction	7540219		6826
8250-2 Drive			6833
24677; 24678 Traction	7540219		6826
TMO37901A; TMO37906A; TMO37907A Drive	7540176	0230	
ZYJ297A; ZYJ297B Drive			6833
Speed Reducer	165110	1170	6717
MTD PRODUCTS, INC.			
Aerators			
DA528 Belt		3360	6936
Edgers/Trimmers			
25A; 520; 550; 551; 552; 554 Spindle	75404032		6619BR
Edgers			
3Z030 Belt		2230	6823
3Z230 Belt		2260	6826
3Z478 Belt	7540242	2320	6832
240-600; 240-600A; 240-602A; 241-595; 241-600; 242-595; 242-600; 243-540; 243-595; 243-596 Blade	7540142		6673BR
243-600; 243-603; 244-595; 244-600; 244-600A; 244- 603; 245-596; 245-596C; 245-600; 245-600A Blade	7540142		6673BR
245-604 Blade	7540142		6673BR
245-675; 245-689 Drive	7540219	2260	6826
246-596; 246-600; 246-600A; 246-604 Blade	7540142		6673BR
246-675; 246-685; 246-689 Drive	7540219	2260	6826
247-590; 247-590A; 247-596; 247-600; 247-600A; 247-604 Blade	7540142		6673BR
247-675; 247-685; 247-689 Drive	7540219	2260	6826
248-596; 248-600; 248-600A; 248-604; 249-600; 249- 600A; 249-602; 249-602A; 249-604 Blade	7540142		6673BR
251-534; 251-536; 251-537 Drive	7540935		6831

Belts for Lawn Equipment

Application	OEM No.	Standard Belts	Premium Belts	Application	OEM No.	Standard Belts	Premium Belts
MTD PRODUCTS, INC. - Continued				MTD PRODUCTS, INC. - Continued			
Edgers - Continued				Vacuums - Continued			
251-586				248-685; 248-689			
Blade	7540142		6673BR	Drive	7540219		6826
Blower	7540282		6372	NATIONAL MOWER			
Eng.	7540256		6729	Power Rake/Overseeder			
252-534; 252-536				Roto-Raker			
Drive	7540935		6831	Belt			6939
252-586				NEW IDEA			
Drive	7540142		6673BR	Sweepers			
253-536				Electric			
Drive	7540935		6831	Belt	120994		6820
253-586				NOMA			
Drive	7540142		6673BR	Edgers/Trimmers			
254-546; 254-556; 254-586; 254-588; 254-596; 254-598				3710; 3711-0200			
Blade	7540142		6673BR	Drive	32668		6833
255-546; 255-588; 256-546; 256-588				5399-0100; 5399-0200; 5399-0300; 5399-0400			
Drive	7540142		6673BR	Drive	2543		6828
540-600				85637; 85647; 85667			
Blade	7540142		6673BR	Blade	88690		6833
Front Mount Kits				A2009-000			
190-943A; 197-943A; 199-941A; 199-942A				Blade; W/2 H.P. Eng.		2328	
Belt	7540218		6959	A3009-000; A3009-010			
242-634				Blade; W/3 H.P. Eng.		2328	
Front Wheel Drive	7540235		6835	C3009-000			
Reverse	7540244		6840	Drive	32668		6833
19941-9; 19942-9; 19943-7				EX3900			
Belt	7540218		6959	Blade	32668		6833
Front P.T.O. Kits				OKLAHOMA TIRE & SUPPLY			
190-952; 194-952; 195-952; 198-952A; 199-952				Edgers			
Belt	7540229		6852	240-600; 241-600; 242-600; 243-600; 244-600A; 245-600; 246-604; 249-600			
Log Splitters				Belt	7540142		6673BR
242-635; 243-635; 244-635				PARKER			
Forward	7540235		6835	Blowers			
Reverse	7540244		6840	Hurricane HC7080			
244-638				Belt; W/8 H.P. Eng.	6996A		6738
Belt	7540278	2300	6830	Hurricane HC7760			
245-635				Belt; W/6 H.P. Eng.	73417A		6721
Forward	7540235		6835	Hurricane HC7880; Hurricane HC7980; Hurricane HC8380			
Reverse	7540244		6840	Belt; W/8 H.P. Eng.	73417A		6721
245-638				Hurricane HC17080			
Belt	7540278	2300	6830	Belt; W/8 H.P. Eng.	6996A		6738
246-634				Hurricane HI8380; Hurricane HT8380			
Belt	7540287	2290	6829	Belt; W/8 H.P. Eng.	73417A		6721
246-638; 247-638				Power Rake/Overseeder			
Belt	7540278	2300	6830	PR6719			
Vacuums				Belt; W/33" Belt O.C.; W/5 H.P. Eng.	66100A		AX31
240-680A; 241-680A				Belt; W/35" Belt O.C.; W/5 H.P. Eng.	66259A		6835
Belt	7540176	0230		PR7119F; PR7119K			
242-675; 242-685; 242-689; 243-675; 243-685; 243-689				Belt; W/B. & S. 5 H.P. Eng.	7701A		③6837
Drive	7540219		6826	PR7119T			
244-670A				Belt; W/5 H.P. Eng.	7070A		③6839
Belt	7540176	0230		PR8319			
244-675; 244-685; 244-687; 244-689				Belt; W/3.5 H.P. Eng.			6837
Drive	7540219		6826	PR8319F; PR8319K			
245-685				Belt; W/5 H.P. Eng.	7701A		③6837
Belt	7540219		6826	PR8319T			
Drive	7540219	2260	6826	Belt; W/5 H.P. Eng.	7761A		6838
246-670; 246-680; 247-680A							
Belt	7540176	0230					
248-675							
Drive	7540219		6826				
248-680A							
Belt	7540176	0230					

③ Three Required.

Lawn & Garden Equipment

Belts for Lawn Equipment

Application	OEM No.	Standard Belts	Premium Belts
PARKER - Continued			
Power Rake/Overseeder - Continued			
PR8815-I/C Belt	7701A		③6837
PR8819-I/C-F-K Belt	88185A		6836
PR8819-I/C-T Belt	7701A		③6837
PR8919F Belt	89134A		6839
PR8919T Belt	7701A		③6837
PR26719 Belt; W/33" Belt O.C.; W/5 H.P. Eng. Belt; W/35" Belt O.C.; W/5 H.P. Eng.	66100A 66259A		AX31 6835
PRO319 Belt	7761A		6838
Sweepers			
Homemaster HM5728A Belt; W/3 H.P. Eng.	47287A2	2250	6825
Parkmaster PM36 Belt; W/3 H.P. Eng.	47287A1	2250	6825
Power Chief PC7525 Belt; W/3 H.P. Eng.	7549A	1400	6740
Power Sweep PS2560 Belt; W/3 H.P. Eng.	6056A	2220	6822
Power Sweep PS6025; Power Sweep PS7430 Belt; W/B. & S. 3 H.P. Eng.	6056A	2220	6822
Power Sweep PS7625 Belt; W/3 H.P. Eng.	7549A	1400	6740
Power Sweep PS7730 Belt; W/3 H.P. Eng.	76432A	1310	6731
Power Sweep PS7930 Belt; W/3 H.P. Eng.	76433A	1230	6723
Power Sweep PS8230 Belt; W/23" Belt O.C.; W/3 H.P. Eng. Belt; W/31" Belt O.C.; W/3 H.P. Eng.	76433A 76432A	1230 1310	6723 6731
Power Sweep PS8930 Belt; W/24" Belt O.C.; W/3 H.P. Eng. Belt; W/30" Belt O.C.; W/3 H.P. Eng.	8989A 8990A	1240 1300	6724 6730
Vacuums			
Power Vac PV6806 Belt; W/29" Belt O.C.; W/6.25 H.P. Eng. Belt; W/30" Belt O.C.; W/6.25 H.P. Eng. Belt; W/38" Belt O.C.; W/6.25 H.P. Eng.	68355A 68358A 6996A		6829 6830 6738
Power Vac PV6806SP-LP Belt; W/6.25 H.P. Eng.	73239A		6830
Power Vac PV7506; Power Vac PV7706; Power Vac PV7808 Belt; W/6, 8 H.P. Eng.	73417A		6721
Power Vac PV8308 Belt; W/8 H.P. Eng.	73417A		6721
Scavenger SV8230 Belt; W/B. & S. 5 H.P. Eng. Belt; W/Tecumseh 5 H.P. Eng.	8614A 8253A		6744 6743
Scavenger SV8330 Belt; W/Tecumseh 5 H.P. Eng.	8253A		6743
Scavenger SV8630 Belt; W/5 H.P. Eng.	8614A		6744
Scavenger SV8630-I/C-SP Belt; W/3.5 H.P. Eng.	8685A		3VX670
PARKTON			
Edgers			
SA-2172 Belt	PAS21	2340	6834

③ Three Required.

Application	OEM No.	Standard Belts	Premium Belts
PEMCO INTERNATIONAL			
Edgers			
Lil Tiger 51; Lil Tiger 57; Lil Tiger 60 Blade		2290	6829
PENNEYS			
Edgers			
1708 Belt	311708	2280	6828
1727; 1737 Belt	241750	2310	6831
1739 Belt	241749	2410	6841
1740; 1746 Belt	241750	2310	6831
1749 Belt	241749	2410	6841
1750 Belt	241750	2310	6831
1757; 1758; 1759 Belt	311708	2280	6828
Log Splitters			
246-638 Belt	7540278	2300	6830
6036 Belt; W/35" Belt O.C. Belt; W/40" Belt O.C.	7540235 7540244		6835 6840
PLOW HOSS			
Garden Plows			
PH50B Eng. To J.S.			6884
POWER TRIM			
Edgers			
100 Belt	134	2280	6828
150 Belt	134	2280	6828
Blade	339	2280	6828
200; 200H; 208H; 300 Blade	339	2280	6828
300H Blade	3391		AX26
300IC; 308 Blade	339	2280	6828
308H Blade	3391		AX26
308IC Blade	339	2280	6828
500 Belt	134	2280	6828
800 Belt	238	2290	6829
Apache 100; Apache 200; Apache 600; Apache 1500 Belt	237	2280	6828
Senior; Std. Belt	530	2280	6828
PRAXIS			
Stump Grinders			
Stump Machine Blade			②6957

② Two Required.

Belts for Lawn Equipment

Application	OEM No.	Standard Belts	Premium Belts	Application	OEM No.	Standard Belts	Premium Belts
PRO CHIP				ROTO-HOE - Continued			
Chippers				Shredders			
18"				500H; 500HCP			
P.T.O.			3VX400	Belt; W/3" Chipper	101A		6858
Powerfeed			AX35				
24"				500T			
P.T.O.			3VX400	Belt	101	2510	6851
Powerfeed			AX36				
PROFESSIONAL HARDWARE				501H; 501T			
Edgers				Belt			
8244-0; 8244-1; 8244-2; 8244-3			102			
Belt	7540142		6673BR	509H; 509T			
PROMARK				Drive			
Shredders			108			
410				550H			
Fan & Alt.			7435	Belt	101	2510	6851
Gov.			7550	551H			
ROOF				Belt			
Weed Cutters			102			
400; 4006				800HCP			
Blade; W/45" Belt O.C.	452		6945	Flywheel; W/3" Chipper	A53		6855
Blade; W/62" Belt O.C.	430		6962	Hammermill; W/3" Chipper	101A		6858
Traction	431		6834	2011HCP			
Piranha				Flywheel; W/3" Chipper			
Blade	B50		6953	Hammermill; W/3" Chipper	1542E		6957
Blade	430		6962	Hammermill; W/3" Chipper	1542C		6960
Traction	431		6834	Sprayer Equipment			
Ranger Pro; SP82450; SP82670; VP24				TAS-25; TAS-55			
Blade	430		6962	Pump	2300	2300	6830
Traction	431		6834	ROTO-RAKER			
VP65; VP75				Power Rake/Overseeder			
Belt	428	3720	6972	Deluxe			
Weed Weevil				Belt			
Blade	430		6962				
Traction	431		6834	FW37			
ROTA-TRIM				Belt			
Edgers			3390			
2G62C; 2G62GT				ROYAL MOWER & EDGER			
Belt	2270		6827	Edgers			
2G77D				Heavy Duty			
Belt	2320		6832	Belt; W/18" Belt O.C.	2180		6818
2G77DW				Belt; W/36" Belt O.C.			
Belt	2340		6834	Belt; W/40" Belt O.C.	2360		6836
2G77E			2400			
Belt	2320		6832	Junior; Little Queen			
2G77EW				Belt			
Belt	2340		68342340			
2G77S				RUHMANN			
Belt	2320		6832	Edgers			
2G77SW				FB-16 Jet-Line Marker			
Belt	2340		6834	Belt	7J	2300	6830
ROTO-HOE				R-22-C; R-22-CP; R-22-CW			
Compost Grinders				Belt			
500-H; 500-T; 550-H			11			
Belt	101	2590	6859	R-34-CW			
2000H				Belt			
Belt; W/B. & S. 8 H.P. Eng.	804		6860	Belt	27	2260	6826
Belt; W/Kohler 8 H.P. Eng.	908		6861	R-42-C; R-42-CW; R-42-P			
2011				Belt			
Belt; W/3" Chipper	1542D		6959	Belt	2380549	2350	6835
SK-5 Chipper				R-61-CW			
Belt	7569		6827	Belt; W/26" Belt O.C.	2380550	2260	6826
				Belt; W/35" Belt O.C.			
			17			
				R-64			
				Belt			
			2380549			
				RS-43-C			
				Belt; W/26" Belt O.C.			
			17			
				RYAN			
				Aerators			
				A3			
				Belt; W/30" Belt O.C.			
			548404			
				Belt; W/46" Belt O.C.			
			GA1064			
				Core Processor			
				Belt			
			548968			

Belts for Lawn Equipment

Application	OEM No.	Standard Belts	Premium Belts
RYAN - Continued			
Aerators - Continued			
E			
Belt; W/30" Belt O.C.	548404	2300	6830
Belt; W/46" Belt O.C.	GA1064	3460	6946
Greensaire 1			
Belt	548428	3410	6941
Greensaire 2			
Belt	549248		6838
Greensaire 16			
Belt			②6844
Lawnaire; Lawnaire II			
Belt	548423		6933
Lawnaire IV; Lawnaire V Plus			
Drive; W/47" Belt O.C.	521613		6847
Drive; W/48" Belt O.C.	4114319		6658BR
M18-1; M22-1			
Belt	135M182	3340	6934
Motoraire			
Belt	M60	3390	6939
Edgers			
Pro Edge			
Belt	548819		3V355
Power Rake/Overseeder			
Lawnboy			
Belt	548996		6830
Mataway			
Belt	548606	③3V400	6828
Front Wheel Drive	548403		
Ren-O-Thin II			
Belt	R119		6929
Ren-O-Thin III			
Belt	548996		6830
Ren-O-Thin IV			
Belt	545200		6830
Sod Cutters			
CDV218			
Drive			6964
JR12; JR18			
Belt	548421		6864
R18-1; R18-2; R18-3			
Belt	548404	2300	6830
Spreaders			
Spread-Rite			
Conveyor	548403		6828
Drive; W/31" Belt O.C.	548405		6831
Drive; W/39" Belt O.C.	548413		6839
Front Wheel Drive	548408		6833
Turf Rollers			
Rollaire 544839			
Forward	521142		6833
Reverse	521143		6372
Rollaire R22-1			
Belt	548424	3340	6934
S & H MANUFACTURING			
Edgers			
Commercial 3 To 5 H.P.			
Belt	120B	2500	6850
Curb Rider 3 To 5 H.P.			
Belt	303	2350	6835

② Two Required.

Application	OEM No.	Standard Belts	Premium Belts
SALSCO			
Aerators			
30-6; 30-6S; 30-12; C-1C			
Belt	B070		②6861
FTA60-24			
Belt			②6953
SANBORN MANUFACTURING CO.			
Air Compressors			
8G-23, 8GE-23			
Belt; W/8 H.P. Eng.	0070028		6864
11GE-22			
Belt	0070003		6867
19M33-2			
Belt; W/1/3 H.P. Electric Eng.	0070009	2450	6845
31-15			
Belt; W/3 H.P. Eng.; W/58" Belt O.C.	0070025	2580	6858
Belt; W/3 H.P. Eng.; W/65" Belt O.C.	0070001		6865
33-20			
Belt; W/3 H.P. Eng.	0070001		6865
34A50 Series; 34B50 Series			
Belt; W/1/2 H.P. Electric Eng.	0070010	2460	6846
44A100 Series; 44B100 Series			
Belt; W/1 H.P. Electric Eng.; W/44" Belt O.C.	0070022	2440	6844
Belt; W/1 H.P. Electric Eng.; W/47" Belt O.C.	0070011	2470	6847
44GU3 Series			
Belt; W/3 H.P. Gas Eng.	0070022	2440	6844
51-17			
Belt; W/5 H.P. Eng.	0070001		6865
51-22; 53-22			
Belt; W/5 H.P. Eng.	0070004		6868
53-23			
Belt; W/5 H.P. Eng.	0070001		6865
64A100 Series			
Belt; W/1 1/2 H.P. Electric Eng.; W/47" Belt O.C.	0070011	2470	6847
Belt; W/1 1/2 H.P. Electric Eng.; W/48" Belt O.C.	0070020	2480	6848
64A150 Series			
Belt; W/1 1/2 H.P. Electric Eng.	0070020	2490	6849
64B100 Series			
Belt; W/1 1/2 H.P. Electric Eng.; W/47" Belt O.C.	0070011	2470	6847
Belt; W/1 1/2 H.P. Electric Eng.; W/48" Belt O.C.	0070020	2480	6848
64B150 Series			
Belt; W/1 1/2 H.P. Electric Eng.	0070020	2490	6849
64BGU5			
Belt; W/5 H.P. Gas Eng.	0070011	2470	6847
71-32; 73-32			
Belt; W/7 1/2 H.P. Eng.	0080012		6985
84A100 Series			
Belt; W/1 1/2 H.P. Electric Eng.; W/47" Belt O.C.	0070011	2470	6847
Belt; W/1 1/2 H.P. Electric Eng.; W/48" Belt O.C.	0070020	2480	6848
84A150 Series			
Belt; W/1 1/2 H.P. Electric Eng.	0070020	2490	6849
84GU3 Series			
Belt; W/3 H.P. Gas Eng.	0070020	2480	6848
84TE15; 84TE20			
Belt; W/1, 1 1/2 H.P. Electric Eng.	0080003	3500	6950
101-38; 103-38			
Belt; W/10 H.P. Eng.	0080012		6985
104A200 Series			
Belt; W/2 H.P. Electric Eng.; W/48" Belt O.C.	0070020	2480	6848
Belt; W/2 H.P. Electric Eng.; W/49" Belt O.C.	0070012	2490	6849
104B150 Series			
Belt; W/1 1/2 H.P. Electric Eng.	0070020	2490	6849
104B200 Series			
Belt; W/2 H.P. Electric Eng.; W/48" Belt O.C.	0070020	2480	6848
Belt; W/2 H.P. Electric Eng.; W/53" Belt O.C.	0070037	2530	6853

③ Three Required.

Belts for Lawn Equipment

Application	OEM No.	Standard Belts	Premium Belts	Application	OEM No.	Standard Belts	Premium Belts
SANBORN MANUFACTURING CO. - Continued				SCAG POWER EQUIPMENT, INC. - Continued			
Air Compressors - Continued				Grass Catchers - Continued			
104B250U				GC-STWC61; GC-STWC-CS61			
Belt; W/2 1/2 H.P. Electric Eng.	0070037	2530	6853	Blower; Ser. No. E0100001 Thru E0399999	482379		6873
104BGU5				Blower; Ser. No. 9500001 Thru 9559999	482379		6873
Belt; W/5 H.P. Gas Eng.	0070012	2490	6949	Blower; Ser. No. A9200001 Thru A9499999	482379		6873
109B300				SCHWEISS			
Belt; W/2 1/2 H.P. Electric Eng.	0070037	2530	6853	Grass Catchers			
112A300 Series				Grass Catcher			
Belt; W/3 H.P. Electric Eng.	0080023	3480	6948	Belt; W/Diesel Eng.	230010		6975
112B300				Belt; W/Man. Clutch	230018		6974
Belt; W/3 H.P. Electric Eng.	0070012	2490	6949	SEARS ROEBUCK			
112B300 Series				Edgers/Trimmers			
Belt; W/3 H.P. Electric Eng.	0070038	2550	6855	536.772300			
143BGU5				Blade	88690		6833
Belt; W/5 H.P. Gas Eng.	0080022	3490	6949	536.772320			
143GU5 Series; 143TG50				Blade	32668	2328	
Belt; W/5 H.P. Gas Eng.	0080003	3500	6950	536.796537; 536.797480; 536.797561; 536.797580			
153-60				Blade	32668		6833
Belt; W/15 H.P. Eng.	0070029		6872	Edgers			
165TG50				536.79632			
Belt; W/5 H.P. Gas Eng.	0080022	3490	6949	Drive	32668		6833
203-88				536.85590			
Belt; W/20 H.P. Eng.	0070059		6882	Drive	2543		6828
253-98				536.85601			
Belt; W/25 H.P. Eng.	0070032		68107	Drive	22224	2320	
400A60H Series; 400A60V Series; 400A Series				536.85605			
Belt; W/4 H.P. Electric Eng.	0080022	3490	6949	Drive	32668		6833
400B Series				536.85610; 536.85612			
Belt; W/4 H.P. Electric Eng.	0080036	3540	6954	Drive	22224	2320	
500A Series				536.85615			
Belt; W/4 H.P. Electric Eng.	0080022	3490	6949	Drive	39159		6828
500B60V Series				536.85620; 536.85621; 536.85623; 536.85624;			
Belt	0080036	3540	6954	536.85625; 536.85626; 536.85627; 536.85628			
500B Series				Drive	2543		6828
Belt; W/5 H.P. Electric Eng.	0080036	3540	6954	536.85630; 536.85631; 536.85632; 536.85634;			
V89A200 Series; V89B200				536.85635; 536.85636			
Belt; W/1 1/2 H.P. Electric Eng.	0070020	2490	6849	Drive	22224	2320	
SARLO				536.85637; 536.85638; 536.85639			
Edgers				Drive	32668		6833
125				536.85640; 536.85641; 536.85642; 536.85643;			
Blade	5585	3560		536.85645			
SCAG POWER EQUIPMENT, INC.				Drive	22224	2320	
Edgers				536.85647; 536.85648; 536.85649			
Edger				Drive	32668		6833
Drive	48452		6830	536.85650; 536.85660; 536.85662; 536.85663;			
Grass Catchers				536.85664			
GC-SSZ42; GC-SSZ48				Drive	22224	2320	
Drive	48913		6831	536.85667; 536.85668; 536.85669; 536.85670			
GC-STC48; GC-STC52				Drive	32668		6833
Blower; Ser. No. 9490001 Thru 9499999	482278		6869	536.85671			
Blower; Ser. No. B8200001 Thru B9199999	482379		6873	Drive			6833
GC-STC61				536.85680			
Blower	482379		6873	Drive	32668		6833
GC-STC-CS48; GC-STC-CS52				536.85681			
Blower; Ser. No. 9490001 Thru 9499999	482278		6869	Drive			6833
Blower; Ser. No. B8200001 Thru B9199999	482379		6873	536.85690			
GC-STT61				Drive	32668		6833
Blower; Ser. No. 9017 & After	482379		6873	536.85691			
Blower; Ser. No. E0700001 Thru E0799999	482379		6873	Drive			6833
GC-STT-CS61							
Blower; Ser. No. 9017 & After	482379		6873				
Blower; Ser. No. E1290001 Thru E1299999	482379		6873				

Belts for Lawn Equipment

Lawn & Garden Equipment

Application	OEM No.	Standard Belts	Premium Belts
SEARS ROEBUCK - Continued			
Edgers - Continued			
536.85770; 536.85773; 536.85775; 536.85776; 536.85778; 536.85810; 536.85811; 536.85812; 536.85813; 536.85814			
Drive	2543		6828
536.85816; 536.85817			
Drive	2543		6828
536.85818; 536.85819			
Drive	22224	2320	
536.87000; 536.87001; 536.87010; 536.87020; 536.87030; 536.87040; 536.87041; 536.87042; 536.87043; 536.87045			
Drive	32668		6833
536.87050; 536.87051; 536.87052; 536.87053; 536.87054; 536.87060; 536.87080; 536.87090; 536.87091; 536.87092			
Drive	32668		6833
536.87451; 536.87452			
Drive			6833
536.376514; 536.376516; 536.376525; 536.376526; 536.376537			
Drive	32668		6833
536.772100; 536.772101; 536.772200			
Blade	32668		6833
536.772210			
Blade	32668	2328	
536.772301			
Blade	32668		6833
536.772321; 536.772340; 536.772341			
Blade	32668	2328	
536.772400; 536.787541; 536.787581			
Blade	32668		6833
536.796510; 536.796511; 536.796512; 536.796513			
Drive	32668		6833
536.796514			
Blade	32668		6833
536.796515			
Drive	32668		6833
536.796516			
Blade	32668		6833
536.796520			
Blade	32668	2328	
536.796521; 536.796523; 536.796525			
Blade	32668		6833
536.796526			
Blade	32668	2328	
536.796530; 536.796531; 536.796532; 536.796536			
Drive	32668		6833
536.797400; 536.797460; 536.797470; 536.797481			
Blade	32668		6833
536.797510			
Blade	88690		6833
536.797511; 536.797512; 536.797513			
Blade	32668		6833
536.797520			
Drive	8869		6833
536.797521			
Blade	32668		6833
536.797530			
Drive	8869		6833
536.797531			
Blade	32668		6833
536.797532			
Drive	8869		6833
536.797540; 536.797541			
Blade	32668		6833

Application	OEM No.	Standard Belts	Premium Belts
SEARS ROEBUCK - Continued			
Edgers - Continued			
536.797560			
Blade	88690		6833
536.797570; 536.797572; 536.797581; 536.797590; 536.797591			
Blade	32668		6833
536.857300			
Drive	502136		6831
536.870451; 536.870452; 536.870453; 536.870541; 536.870542; 536.870601; 536.870602; 536.870603; 536.871000; 536.871001			
Drive	32668		6833
536.871002; 536.871003; 536.871004; 536.871100; 536.871101; 536.871200; 536.871300; 536.871301; 536.871302; 536.8711012			
Drive	32668		6833
663.875300			
Blade			6728
79654			
Blade	2058	2300	
Sprayer Equipment			
131.446224			
Drive	STD304270	2270	6827
131.447120; 131.447240			
Drive			6828
147.446224			
Drive			6827
147.447120; 147.447240			
Drive			6828
147.447360			
Drive			6831
471.446210; 471.446211; 471.446220			
Drive		2270	6827
471.446223			
Pump		2270	6827
471.446260			
Drive		2270	6827
471.446261			
Pump	304280	2280	6828
471.446262			
Pump	STD304280	2280	6828
471.446880			
Pump	304280	2280	6828
471.446881			
Pump	STD304280	2280	6828
471.446890			
Drive		2270	6827
471.461211			
Pump	STD303310		6731
471.461212			
Pump	STD304310	2310	6831
471.462821			
Drive	303310	1310	6731
Sweepers			
536.79620			
Drive	8597		6822
536.79621			
Drive			6820
536.79623; 536.79970; 536.79971; 536.79972			
Drive	8597		6822
536.79980			
Drive	8597	2220	6822
536.79981; 536.79982; 536.79983; 536.79984; 536.79985			
Drive	8597		6822

Belts for Lawn Equipment

Application	OEM No.	Standard Belts	Premium Belts
SEARS ROEBUCK - Continued			
Sweepers - Continued			
536.83850			
Drive	LP2154	2200	6820
536.83890			
Drive	RP8096	2260	6826
536.83990; 536.83991; 536.83992			
Drive			6820
Weed Cutters			
536.773400			
Drive	740259		6741
SENSATION			
Edgers			
50S1 (TG-42); 50S2 (TG-43)			
Drive	153501	2280	6828
Power Rake/Overseeder			
10A5			
Belt	VB62F		6939
10P3A			
Belt; W/34" Belt O.C.		3340	6934
Belt; W/36" Belt O.C.		3360	6936
10R5; 54400; 54401			
Belt	VB62F		6939
SIMPLICITY			
Chipper/Shredders			
612			
Rotor; Mfr. No. 1692204	3080912		6928
912			
Rotor; Mfr. No. 1692205, 1692206	3080912		6928
1692204; 1692205; 1692206			
Drive	3080912		6928
Starter Kits			
152			
Starter	122039		6732
SMITH CO.			
Sprayer Equipment			
Spray Star 3000			
W.P. & Alt.	JB325		7320
SNAPPER			
Aerators			
PP5000 Power Plug			
Drive	76779		6839
Edgers			
ET200; ET200B; ET250-2; ET250T-2; ET300; ET300B; ET300C; ETC300B			
Drive	23226		6831
Power Rake/Overseeder			
3000			
Drive	76145		6623BR
Powerake			
Drive; W/5 H.P. Eng.	76085		6837
Powerake II			
Drive; W/3 H.P. Eng.	77094		6829
Power Slicers			
5000			
Drive	76085		6837

Application	OEM No.	Standard Belts	Premium Belts
STEINER TURF			
Edgers			
DE160			
Drive	81A88		6890
SUNBEAM CORP.			
Edgers			
919B			
Belt	32668		6833
SWEEPSTER			
Brooms			
C-36			
Drive	06033		A38
Traction	06034	2380	6838
C-36BFS			
Traction	060165		A35
Drive	060263		6838
C-36RS			
Traction	060263		6838
Drive	060264		6840
C-36TW			
Belt			②6844
TR-48			
Drive	060096		A51
Gutter Brush	060064	2760	6876
TANAKA KOGYO (USA) CO. LTD.			
Generators			
Reg 800; Reg 1000			
Belt	02630452200		6834
THESMAN INDUSTRIES			
Edgers			
C-358XL; T-27; T-28; T-37; T-38			
Belt			6834
TC-26			
Belt	1111		6824
TORO			
Aerators			
88			
Drive; W/B. & S. 3 H.P. Eng.	012640530		6952
09110; 09120			
Drive - Coring Head	664070		6625BR
72110			
Belt;	926718		6463BR
Blowers			
67			
Drive; W/3-Point Drive	012640030		3V335
Chippers			
8			
Drive	012640220		6866
986			
Pump Drive	012640120		3VX950
Edgers			
52432; 58410; 58430; 58431; 58432			
Blade	520320	2295	
Seeders			
84			
J.S.; W/B. & S. 18 H.P. Eng.	012640110		3VX425
85			
Drive; W/B. & S. 5 H.P. Eng.	012640360		3V335

② Two Required.

Belts for Lawn Equipment

Application	OEM No.	Standard Belts	Premium Belts	Application	OEM No.	Standard Belts	Premium Belts
TORO - Continued				TURF-MITE			
Vacuums				Trenching Saws			
62911; 62912; 62922; 62923				Ground Saw			
Drive	205990		6750	Blade			6829
TRAC VAC				TURFCO MFG., INC.			
Vacuums				Aerators			
854				Sub Air			
Primary		2410	6841	Belt	650903		6957
Secondary		2270	6827	Pipe Layers			
856				100A			
Belt		2290	6829	Arm Actuating Drive	650902		6955
1080				140A			
Belt			Ⓜ6837	Arm Actuating Drive	651172		Ⓜ6963
TRAIL MATE				180A			
Edgers				Arm Actuating Drive			
EZ Edge				Main Drive	651387		Ⓜ6971
Belt		1240			655319		6841
N7502; N7503; N7505				Piper			
Belt	E027	2270	6827	Belt			6966
TRIM-IT				Sod Cutters			
String Trimmer				A			
TR-100				Main Drive			
Clutch; W/4 H.P. Eng.	7530009		6856		655571		6844
TROY BILT				K			
Shredders				Arm Actuating Drive			
5-8-2 G/C; 5-8-2 G/M					651272		6840
Drive	18161410		6935	Pro Sod Cutter			
11427; 11428				Belt			
Drive	W56290SPL		6929				6840
Super Tomahawk I				Prolite			
Drive	W5L350		6935	Belt	A36		6838
Super Tomahawk II				Slice-N-Rake			
Drive	W5L290		6929	Belt			6826
Tomahawk 1				Soil Processors			
Drive	18161410		6935	1823			
Tomahawk 11				Fan & Alt.			
Drive	W56290SPL		6929				7375
Vacu-Cuts				Spreaders			
PRO220				F-8A			
Blade	7524058		6846	Conveyor & Brush Drive	650833		6951
PRO223				Main Drive			
Blade	7524058		6846		650833		6951
Drive	7523058		6828	F-15			
PROK243				Conveyor & Brush Drive			
Blade			6830		655865		6954
Drive	7523058		6828	Main Drive	655865		6954
TRU-CUT				UNICO			
Edgers				Edgers			
Electric				6021; 6021-0; 6021-1; 6021-2; 6021-41; 6021-51;			
Blade; W/2, 3.5 H.P. Eng.			6829	6021-61; 6021-71; 6021-81			
TC38L				Blade			
Blade			6828		7540142		6673BR
TC370B				WEST POINT			
Eng. To Blade	4L280	2280		Aerators			
TRU-TEST				AS-1; AS-2			
Edgers				Belt			
TT15; TT16LD				AS-12; AS-13			
Drive			6831	Belt	9382	3370	6937
				EA			
				Belt	9158	3330	6933
				EA-2			
				Belt; W/33" Belt O.C.	9158	3330	6933
				Belt; W/45" Belt O.C.	9283	3450	6945
				EA-3			
				Belt	9081	3360	6936
				GL			
				Belt	9003		B51
				GL-2			
				Belt	9065	3460	6946

Ⓜ Two Required.

Belts for Lawn Equipment

Application	OEM No.	Standard Belts	Premium Belts	Application	OEM No.	Standard Belts	Premium Belts	
WEST POINT - Continued				YARD VAC				
Aerators - Continued				Edgers				
GL-3				PEB 390; Profile				
Belt, W/45" Belt O.C.	9283	3450	6945	Belt		2240	6824	
Belt, W/46" Belt O.C.	9065	3460	6946	Power Rake/Overseeder				
Belt, W/50" Belt O.C.	9127	3500	6950	TCB-5; TCH-5				
JR-1; JR-1A				Belt				6828
Belt	9065	3460	6946	YARD-MAN				
JR-2				Edgers				
Belt	9811	3430	6943	247-596				
MC-2				Blade				7540142
Belt		3440	6944	251-534				
WESTERN AUTO				Blade				7540935
Composters				251-586; 24520-9; 24596-1; 24597-1; 24598-1; 24604-8; 24620-1; 246046				
4XF5850				Blade				7540142
Drive	14843		6829	Front Mount Kits				
GIS233A				Kits				
Drive	1409	3520	6952	Drive				7540218
GIS7500A97				Log Splitters				
Traction	18055	2300		24635				
Vacuums				Forward				7540235
95-5865-1; MTD5865A08				Reverse				7540244
Trans.	7540176	0230		24638				
WHEEL HORSE				Hyd.				7540278
Edgers				Vacuums				
6094				241-687				
Belt		2300	6830	Drive				7540219
WHITE OUTDOOR PRODUCTS				24680-0; 24680-1; 24680-8; 24680-9				
Edgers				Belt				7540176
244-595; 244-596; 244-604; 990-007; 991-007; 994-320				24687				
Belt	7540142		6673BR	Drive				7540219
Log Splitters				YAZOO				
244-638				Edgers				
Belt	7540278	2300	6830	ET-100				
994-291				Drive				205144
Belt, W/35" Belt O.C.	7540235		6835	ET-200				
Belt, W/40" Belt O.C.	7540244		6840	Drive				205030
Vacuums				ET-300				
675; 677; 685				Drive				205525
Drive	7540219		6826	YAZOO/KEES				
YARD MACHINES				Power Rake/Overseeder				
Edgers				RBSIC050; RBSIT550; RHON050; SBSIC050				
25A201G				Drive				100439
Spindle	7540489		6744	YAZOO/KEES				
25A510A				Power Rake/Overseeder				
Blade Drive	7540343		6731	RBSIC050; RBSIT550; RHON050; SBSIC050				
25A532A				Drive				100439
Blade Drive	7540132		3V375	YARD MARVEL				
YARD MARVEL				Aerators				
YMPA Lawn Plugger				YMPA Lawn Plugger				
Drive	PA2470		6847	Drive				PA2470
Power Rake/Overseeder				Power Rake/Overseeder				
CGC				Belt				6941
Belt			6941	CMR; MR-5B				
CMR; MR-5B				Drive				MR77760
Drive	MR77760		6937					

Belts for Lawn Attachments

Order Belts and Hose by Our Number. Manufacturers' Part Number is shown for reference only.

Lawn & Garden Equipment

Application	OEM No.	Standard Belts	Premium Belts	Application	OEM No.	Standard Belts	Premium Belts
ALDENS				ALLIS-CHALMERS - Continued			
Mower Attachments				Mower Attachments - Continued			
32"				1691998			
Belt	7540113	3480	6948	Drive	1700415		6732
Snow Thrower Attachments				1692003			
Snow Thrower				Drive	1679914		6749
Belt	7540113	3480	6948	1692030			
ALLIS-CHALMERS				Drive	1707956		6739
Generator Attachments				1692035			
Generators				Arbor	1721532		6798BR
Belt	2025463		6835	P.T.O.	1601672		6799BR
Grass Catcher Attachments				1692038			
1691883				Arbor	1703836		6524BR
Drive	1711901		6835	P.T.O.	1707740		6869
Mower Attachments				1692172; 1692173			
48" Rotary - Compact Tractor				Drive	1719746		6873
Clutch	1671076		6765BR	1692174			
60" Center Mtd - Compact Tractor				Drive	1719819		6434BR
Drive	1664644		6378	1692257			
1691147				Drive	1679914		6749
Mower Drive	1665024		6854	1692410			
1691148				Arbor	1713549		6478BR
Mower Drive	1713515		6458BR	1692544			
1691220				Drive	1719746		6873
Arbor	1656960		6811BR	1692546			
P.T.O.	1666801		6640BR	Drive	1719819		6434BR
1691221				1692589; 1692683			
Arbor	1657044		6521BR	Arbor	1716854		6643BR
P.T.O.	1713515		6458BR	P.T.O.	1601672		6798BR
1691260				1692685; 1692687			6799BR
Drive	1700415		6732	Arbor	1703836		6524BR
1691420				P.T.O.	1707740		6869
Arbor	1713549		6478BR	1692689			
1691424				Arbor	1703836		6524BR
Arbor	1668066		6481BR	P.T.O.	1707740		6869
1691426				1692716			
Arbor	1703466		6484BR	Drive	1707956		6739
1691438				1692858			
Mower Drive	1665024		6854	Drive	1717146		6736
1691606				1692882			
Drive	1679914		6749	Arbor	1703836		6524BR
1691607				P.T.O.	1707740		6869
Drive	1679913		6745	1692913			
1691712				Arbor	1719819		6434BR
Arbor	1703466		6484BR	1692915			
1691810				Arbor	1713549		6478BR
Drive	1700415		6732	1692936			
1691815				Drive	1679914		6749
Arbor	1716854		6643BR	1693079			
1691816				Arbor	1716854		6643BR
Arbor	1721532		6798BR	1693106			
P.T.O.	1601672		6799BR	Drive	1717146		6736
1691878				1693228			
Arbor	1712481		6860	Drive	1707956		6739
Drive	1712482		6878	1693236			
1691880				Arbor	1703836		6524BR
Arbor	1712937		AX110	P.T.O.	1719746		6873
Drive	1712595		BX108	1693284			
1691881				Arbor	1703836		6524BR
Arbor	1712596		AX120	P.T.O.	1707740		6869
Drive	1712595		BX108	1693419			
1691992				Arbor	1657044		6521BR
Mower Drive	1665024		6854	P.T.O.	1713515		6458BR
				1693464			
				Arbor	1716854		6643BR
				1693527			
				Arbor	1719911		68117

Belts for Lawn Attachments

Lawn & Garden Equipment

Application	OEM No.	Standard Belts	Premium Belts
ALLIS-CHALMERS - Continued			
Mower Attachments - Continued			
1693558 Arbor	1716854		6643BR
1693560 Arbor	1721532		6798BR
1693585 Arbor	1721533		6856
1693631 Arbor	1671076		6765BR
P.T.O.	1722039		6525BR
1693706 Drive	1720932		6737
1693793 Arbor	1716854		6643BR
1693826 Drive	1719819		6434BR
Snow Thresher Attachments			
1691521 Drive; 1995-1987	1703466		6484BR
1691522 Drive; 1990-1987	1703466		6484BR
Thatcher Attachments			
300 Series; 400 Series Drive	2027624		6996
Tiller Attachments			
1690039 Drive	105340		6996
1691277 Drive - Rear	1673667		6895
Rotary Belt; W/30" Deck	2087648		6872
Vacuum Attachments			
700 Series Blower; W/61" Belt O.C.	2027102	2610	6861
Blower; W/70" Belt O.C.	2027134		6870
Blower; W/77" Belt O.C.			6877
P.T.O.	2026755		6839
1690503 Drive	1665706		6839
P.T.O.	1713549		6478BR
1690990 Fan	1677468		6965
AMERICAN HARDWARE			
Mower Attachments			
09410 Belt; W/56" Belt O.C.	7540230		6755BR
Belt; W/74" Belt O.C.	7540293		6501BR
ARIENS			
Mower Attachments			
26" Rotary Mower Belt	34X92		6945
30" Rotary Mower Belt	72050		6944
32" Rotary Mower Belt	34X101		6949
35-10M Spindle	34X102		6936
38" Rotary Mower Mower Drive; W/47" Belt O.C.	72118		6847
Belt; W/53" Belt O.C.	072038		6853
Belt; W/69" Belt O.C.	072052		6969
42" Mower Deck Belt; W/96" Belt O.C.	072139		6896

Application	OEM No.	Standard Belts	Premium Belts
ARIENS - Continued			
Mower Attachments - Continued			
48" Mower Deck Belt; W/105" Belt O.C.	072081		A103
829001 Deck	072078		A75
831001 Blade	072080		6889
831002 Blade	072081		A103
831011 Blade	072080		6889
831012 Blade	072081		A103
831026 Blade	072113		6865
831028 Blade	072081		A103
831029 Belt; W/42" Deck	72139		6896
831031 Blade	072081		A103
831038 Belt; W/42" Deck	72139		6896
834001; 834002; 834008; 834010; 834011 Blade	072081		A103
834015 Belt; W/50" Belt O.C.	72096		6850
Belt; W/96" Belt O.C.	72139		6896
834016 Eng. To Deck	72096		6850
Blade	072081		A103
910011 Spindle	72045	3360	6936
924031 Blade	72045	3360	6936
Drive; W/Small Wheel	72083		6376
P.T.O. Kits			
731010 Belt	072076		6835
731019 Belt	072111		6834
Rotary Brush Attachments			
824004 Drive	072108		6376
Snow Thresher Attachments			
83260 Drive	072097		6726
831009; 831010 Belt; W/46" Belt O.C.	072095		6846
Belt; W/50" Belt O.C.	072096		6850
834006; 834009 Auger	72142		6834
Drive	072118		6847
835006 Blower	072121		6834
Mule Drive	072120		6379
Tractor To Blower Drive	72138		6733
Tiller Attachments			
831005; 831006 Belt	072105		②A35
834005 Belt	072144		6889

② Two Required.

Belts for Lawn Attachments

Application	OEM No.	Standard Belts	Premium Belts
ARIENS - Continued			
Vacuum Attachments			
4210M			
Forward	34X105		3V280
Reverse	34X104		3V355
831018			
Drive; W/28" Belt O.C.; Ser. No. 000600 & After ...072048			7280
Drive; W/72" Belt O.C.; Ser. No. 000600 & After ...072122			6872
831019			
Drive; W/28" Belt O.C.; Ser. No. 001100 & After ...072048			7280
Drive; W/72" Belt O.C.; Ser. No. 001100 & After ...072122			6872
834012			
Belt; Ser. No. 000101 & After	072148		6858
910975			
Forward	72060		6828
Reverse	72061		6376
AUTOMOTIVE ASSOCIATES			
Mower Attachments			
198-651			
Belt	7540113	3480	6948
198-761			
Blade	7540125		6428BR
BEEFCO			
Mower Attachments			
17-060-711			
Spindle - Left & Right			5VX710
17-072-711			
Spindle - Left & Right			5VX850
BOBCAT			
Mower Attachments			
932400; 932402			
P.T.O.; W/Variable Speed Drive	38463		6962
P.T.O.; W/Gear Drive	2308141		6961
Blade Drive	38462		6446BR
933400; 933600			
P.T.O.; W/Gear Drive	38463		6962
P.T.O.; W/Variable Speed Drive	38470		6964
934400			
P.T.O.; W/Gear Drive	38442		6527BR
P.T.O.; W/Variable Speed Drive	38439		6630BR
Blade Drive	38440		6702BR
934600			
Blade Drive	38440		6702BR
935400			
P.T.O.; W/Gear Drive	38362		6838BR
P.T.O.; W/Variable Speed Drive	38291		6972
Blade Drive	38030N		6703BR
M214SP2			
J.S. To Traction	78031N		6433BR
Snow Thrower Attachments			
Snow Blower			
Belt;		3430	6943
BOLENS			
Mower Attachments			
15FH; 20HD; 21HD			
Belt		2300	6830
60-01; 60-02; 60A-03			
Belt	1108455	2220	6822
155; 200; 220; 230			
Belt		2300	6830
466-01			
Blade;	1705034		6835
Drive;	1705034		6835
Eng. To Versamatic	1705033	2220	6822

Application	OEM No.	Standard Belts	Premium Belts
BOLENS - Continued			
Mower Attachments - Continued			
15100			
Belt; W/28" Deck; W/62" Belt O.C.			6862
15100-01			
Belt; W/28" Deck; W/57" Belt O.C.	1721995		6857
15100-02			
Belt; W/28" Deck; W/54" Belt O.C.			6854
15101			
Blade			6875
Drive; W/32" Deck	1732582		6831
15101-01; 15101-02			
Drive			6875
P.T.O.	1721967		6852
15101-07			
Drive; Ser. No. 0400101 Thru 0599999			6875
15108-01			
Drive	1716557	2850	6885
P.T.O.			6851
15114			
Belt; W/38" Deck	1716557	2850	6885
Blade			6875
Drive; W/32" Deck	1732582		6831
15115			
Blade			6875
Drive; W/32" Deck	1732582		6831
P.T.O.	1737459		6859
15174			
Blade; W/38" Deck	1716557	2850	6885
P.T.O.; W/38" Deck	1737574		6854
15401			
Belt;	1108461	2300	6830
15423-01			
Blade	1705034		6835
Drive; W/21" Rotary Mower	1108461		6828
Drive;	1108462	2290	6829
15434-02			
Drive; W/30" Belt O.C.	1108539	3300	6930
Drive;	1108462	2290	6829
Blade - Left	1108473		6840
Blade - Right	1108466		6833
15446-01			
Blade	1705034		6835
Drive; W/21" Rotary Mower	1108461		6828
Drive;	1108462	2290	6829
16402			
Belt;	1108461	2300	6830
17428-02; 17429-01; 17429-02			
Belt	1108485	2520	6852
18001-01; 18001-02; 18006-01; 18006-02			
Drive			6875
P.T.O.			6863
18007			
Belt; W/38" Deck	1716557		6885
18007-01			
Drive	1716557	2850	6885
P.T.O.			6862
18048-01; 18048-02			
Blade	1718653		A128
18049			
Blade	1718653		A128
Drive	1724943		A136
18049-01; 18049-02			
Blade	1718653		A128
18071			
Belt	1726723		A133
18110			
Blade	1725502		A144

Belts for Lawn Attachments

Application	OEM No.	Standard Belts	Premium Belts
BOLENS - Continued			
Mower Attachments - Continued			
18300			
Blade; W/42" Deck	1728133		6892
Drive; W/B. & S. Eng.	1741576		6881
Drive; W/Tecumseh Eng.	1726701		6877
18301			
Blade; W/42" Deck	1736903		68100
Drive; W/B. & S. Eng.	1741577		6883
Drive; W/Tecumseh Eng.	1739080		6879
18415-01; 18416-01; 18416-02; 18417-01; 18418-01;			
18418-02			
Belt; W/32" Deck		6875	
18418-03			
Drive; Ser. No. 0400101 Thru 0599999		6875	
18420-01; 18421-01; 18422-01; 18423-01			
Drive	1185651		A112
18446-01; 18446-02; 18449-01; 18449-02; 18449-04;			
18449-05			
Belt; W/32" Deck		6875	
18457-01; 18457-02; 18457-04; 18458; 18458-02			
Drive	1185651		A112
19101-01; 19101-02; 19101-03			
Blade	1715213		6861
P.T.O.			6853
19102-01; 19102-02			
Blade		6875	
P.T.O.	1717861		6856
19107-01			
Blade	1715213		6861
P.T.O.			6853
19108-01			
Blade		6875	
P.T.O.	1717861		6856
19209; 19210; 19211			
Drive	1724943		A136
19303; 19303-01; 19303-02			
Belt; W/32" Deck		6875	
19307; 19307-01; 19307-02; 19307-03			
Belt; W/38" Deck	1716557	2850	6885
19308			
Belt; W/32" Deck		6875	
19342-01; 19342-02; 19343-01			
Drive	1185651		A112
19601-01; 19601-02			
Belt		6860	
20042S			
Blade; W/42" Deck	1736903		68100
P.T.O.; W/42" Deck	1744493		6868
20425-01; 20426-01; 20427-01			
Belt	1707640	2215	
30036S			
Deck	1746823		68105
30042R; 30042S			
Deck	1743875		A158
31036S			
Deck	1746823		68105
51042S			
Belt; W/36" Deck	1746823		68105
1724148			
P.T.O.; W/48" Deck	1721967		6852
1748274			
Drive; W/60" Deck	1724943		A136
1750842			
Drive; W/48" Deck	1724943		A136
RM419-01; RM419-02; RM419-03; RM422-02;			
RM424-01			
Belt	1108456	2230	6823

Application	OEM No.	Standard Belts	Premium Belts
BOLENS - Continued			
P.T.O. Kits			
18309; 18309-04; 18309-05			
Belt			6838
18318			
Belt; W/B. & S. Eng.			6838
Belt; W/Tecumseh Eng.	1742385		6372
Sicklebar Attachments			
21310-02; 21311-02			
Belt;	1108473	2370	6837
A302B; A302B-01			
Belt;	1108552	3430	6943
B303; B304			
Belt; Gardener	1108562	3530	6953
BR340; BR342			
Belt; Gardener; W/B. & S. Eng.	150173	3560	6956
Belt; Gardener; W/Wisconsin Eng.	150168	3590	6959
HD310-01; HD311-01			
Belt;	1108473	2370	6837
R308; R308-01			
Belt;	1108455	2220	6822
S309; S309-01			
Belt;		2310	6831
Snow Thrower Attachments			
36"			
Lower Belt	212261		6887
Upper Belt	37756		6856
38"			
Belt;	1746823		68105
10136			
Eng. To J.S.	37756		6856
J.S. To Snow Thrower	212261		6887
15104			
Drive	1722523		6849
15512-01			
Belt;	1705326	2370	6836
15512-02			
Belt;	1108547	3380	6938
18002-01; 18002-02; 18002-03			
Drive			6841
18148			
Blade	1728133		6892
P.T.O.; W/B. & S. Eng.; W/77" Belt O.C.	1726701		6877
P.T.O.; W/Tecumseh Eng.; W/81" Belt O.C.	1742385		6372
20510-01			
Belt	1108461		6828
22513-02; 22513-03			
Belt;	1712687	2475	
A505B; A505B-01			
Drive To Countershaft	1108576	3670	6967
Eng. To Drive;	1108554	3450	6945
F505-01			
Belt;	1108466		6833
Drive	1108474	2410	6841
Eng.;	1108461		6828
RM509-01			
Belt;		2290	6829
S504; S504-01			
Belt;	1108470	2370	6837
Sprayer Attachments			
15652-03			
Belt	1108501	2680	6868
M652-01			
Belt	1108481	2480	6848
M652-02			
Belt	1108476	2430	6843

Lawn & Garden Equipment

Belts for Lawn Attachments

Application	OEM No.	Standard Belts	Premium Belts
BOLENS - Continued			
Tiller Attachments			
18608 Belt; Ser. No. 0100101 Thru 0199999	1745371		6854
20326 Secondary			6840
23609-01 Belt;	1709698		6943
23609-02 Belt;	1711845		6944
51042R Belt; W/42" Tiller	1746823		68105
RM606-01; RM606-02; RM606-03 Belt; W/29" Belt O.C.	1108462	2290	6829
Belt;	1108461		6828
S605 Belt	1108475		6842
BROUWER			
Mower Attachments			
13C850 Belt; W/33" Belt O.C.			③6833
Left Mid Reel Deck; Right Mid Reel Deck Belt; W/40" Belt O.C.			③6840
Vacuum Attachments			
BV138 Blower			②6950
BUNTON			
Mower Attachments			
633003; 633400 P.T.O.	38463		6962
634003; 634400 P.T.O.	38442		6527BR
Blade Drive	38440		6702BR
635400 P.T.O.	38362		6838BR
Blade Drive	38030N		6703BR
636406; 636406A P.T.O.	2721255		6812BR
Blade Drive	128003		6485BR
655202 P.T.O.	2188175		6721BR
Blade Drive	2188176		6574BR
656102 P.T.O.	2188134		6480BR
Blade Drive	128003		6485BR
BUSH HOG			
Mower Attachments			
412; 412A; 412C; 412G; 412SA P.T.O.;	918		B144
2001 P.T.O.; W/103" Belt O.C.	12731		B100
P.T.O.; W/127" Belt O.C.	12730		B124
P.T.O.; W/147" Belt O.C.	918		B144
P.T.O.; W/161" Belt O.C.	12728		B158
P.T.O.; W/165" Belt O.C.	12727		B162
ATH600 Blade Drive	88667		6599BR
ATH720 Blade Drive	88843		6892BR
RDTH60 Blade Drive	88667		6599BR
RDTH72 Blade Drive	88843		6892BR

③ Three Required.

Application	OEM No.	Standard Belts	Premium Belts
BUSH HOG - Continued			
Mower Attachments - Continued			
TD-1100 Blade Drive	96814		6665BR
TD-1500; TD-1700 Blade Drive; W/60" Deck	88667		6599BR
Blade Drive; W/72" Deck	88843		6892BR
CASE, J.I.			
Mower Attachments			
38" Rotary Drive;	A70226		3V670
Spindle;	A70227		6868
44" Rotary Drive;	A70296		6964
Spindle;	A70304		6882
Drive;	A70525		3V670
Spindle;	C10919		3V750
E38; E44; E44R; E44T; F42; F44 Blade	C23811		3V750
F46 Blade	C22708		6880
Drive	C23810		6869
G40 Blade	C23810		6869
Drive	C23805		6866
G41 Drive;	C15411		6892
G44 Blade	C22707		6876
Drive;	C23804		6870
G46 Blade	C22708		6880
Drive;	C23804		6870
H40 Blade	C16093		6869
Eng. To Deck	C22707		6876
H44 Blade	C16094		6876
H46 Blade	C14965		6880
Eng. To Deck	C22707		6878
H50; H54 Deck	C22707		6878
J40 Blade	C16093		6869
Eng. To Deck	C23808		6873
J44 Blade	C16094		6880
J45 Belt	C23808		6873
J46 Blade	C14965		6880
J48; J50; J54; K45; K46; K48 Belt	C23808		6873
Snow Thrower Attachments			
C36 Secondary Drive;	C11116	3460	6946
C36R Secondary Drive;	C10510		3V450
C36S Primary Drive;			6939
Secondary Drive;	C11116	3460	6946
C48S Secondary Drive;	C10510		3V450
CT36 Secondary Drive;	C11116	3460	6946

② Two Required.

Belts for Lawn Attachments

Lawn & Garden Equipment

Application	OEM No.	Standard Belts	Premium Belts
CASE, J.I. - Continued			
Snow Thresher Attachments - Continued			
CT36R Secondary Drive;	C10510		3V450
CT36S Primary Drive; Colt Delux, Colt Super			6939
Secondary Drive; Colt Delux, Colt Super	C11116	3460	6946
CT48S Secondary Drive; Colt Rancher, Colt Super H	C10510		3V450
D48S Secondary Drive; Colt 2110	C11116	3460	6946
F80; F84; G80 Primary Drive;	C14116		6841
G81 Primary Drive	C15337		6884
G84 Primary Drive;	C14116		6841
H80 Primary Drive;	C16498		6876
H84 Primary Drive;	C16498		6881
J80 Primary Drive;			6882
J81 Primary Drive;	C23950		6882
J84 Primary Drive;	C23949		6882
K80 Primary Drive;	C23538		6881
K81 Primary Drive;	C23950		6882
K84; L80 Primary Drive;	C23538		6881
L81 Primary Drive;	C23950		6882
L84 Primary Drive;	C23538		6881
R82 Primary Drive;	C29680		6880
SB36 Secondary Drive; Colt 2110	C11116	3460	6946
SB48 Secondary Drive; Colt 2110	C11116	3460	6946
Secondary Drive; Colt 2310, Colt 2510, Colt 2712	C11116	3460	6946
Tiller Attachments			
J72 Belt; W/71" Belt O.C.	C19161		6871
COAST TO COAST			
Snow Thresher Attachments			
706-5; 716-3 Belt	7540113	3480	6948
CONTINENTAL BELTON			
Mower Attachments			
KTA54 Hood			69100
KTR48 Hitch	KTR131120		B116
Hood			69100
KTR60GA Hitch; W/123" Belt O.C.			B120
Hitch; W/131" Belt O.C.			B128
Hitch; W/139" Belt O.C.	KTR131140		B136
Hitch; W/143" Belt O.C.			B140
Hitch; W/147" Belt O.C.	KTR131148		B144
Hood; W/115" Belt O.C.	KTR131116		B112

Application	OEM No.	Standard Belts	Premium Belts
CONTINENTAL BELTON - Continued			
Mower Attachments - Continued			
MWR48 Hood	KTR131116		B112
MWR60 Hood	KTR131136		B133
COUNTRY CLIPPER			
Lawn Mower Attachments			
4200 Blade			6896
CUB CADET			
Mower Attachments			
328; 337 Blade	7543026		6860
357 Blade; W/38" Deck	7543002		6872
Deck; W/38" Deck	7543001		6757BR
358; 359; 360 Deck	7543003		6614BR
361 Deck; W/50" Deck	7543006		6714BR
363 Blade; W/38" Deck	7543036		6847BR
374 Deck; W/60" Deck	7543023		6994
392 Blade; W/44" Deck	7543027		6886
Deck; W/44" Deck	7543029		6620BR
441 Blade; W/38" Deck	7543036		6847BR
Deck; W/38" Deck	7543029		6620BR
446 Deck; W/46" Deck	7543029		6620BR
Lawn Tractor			
Belt	7543029		6620BR
Spindle; W/36" Deck	7543026		6860
Spindle; W/44" Deck	7543027		6886
Snow Thresher Attachments			
45" Belt; W/2-Stage Blower Attachment	7540284		6941
350 Auger; W/40" Auger	7540330		6890
P.T.O. Drive; W/40" Auger	7540352		6848
450 Auger; W/45" Auger	7540340		6984
Tiller Attachments			
400 Drive; W/8 H.P. Eng.	7540253		6843
443 Rear P.T.O. Kit	7543012		©6832
DYNAMARK			
Edger Attachments			
PA259A; PA259B Belt;	2363	2440	
PA261; PA261A Double Pulley To Quill;	RM2543		6828
Eng. To Double Pulley;	PA8408	2220	6822
Mower Attachments			
1425 Cutter Bar; W/42" Rotary Mower	1501000		6890
P.T.O.; W/42" Rotary Mower	1501001		6463BR
1430 Tiller Adaptor Drive	1501105		6951

② Two Required.

Belts for Lawn Attachments

Application	OEM No.	Standard Belts	Premium Belts
DYNAMARK - Continued			
Mower Attachments - Continued			
13442 Kit			
Blade; W/82" Belt O.C.	48044		6454BR
13443 Kit			
Blade; W/71" Belt O.C.			6971
540400			
Blade; W/92" Belt O.C.	527711M1		6892
Blade; W/98" Belt O.C.			6898
Deck; W/50" Belt O.C.	511277M2		6850
Deck; W/53" Belt O.C.			6853
14180000			
Blade; W/92" Belt O.C.	527711M1		6892
Blade; W/90" Belt O.C.	15010000		6890
53810100			
Deck 25883			6943
Snow Thrower Attachments			
PA263A			
Belt; PA8408		2220	6822
Tiller Attachments			
1460-0			
Belt; PA8271			6827
5419			
Belt 514806M1			6835
PA260A			
Belt; PA8271			6827
EDNEY			
Mower Attachments			
Estate Mower			
Deck A105			68107
ENGINEERING PRODUCTS			
Hyd. Pump Attachments			
Side Mounted Pump			
Belt; 1974 & Older 810000			6831
Top Mounted Pump			
Belt; 1975 & Newer 810025			6825
Sprayer Attachments			
35" Deck			
Belt 810000			6831
EXMARK			
Mower Attachments			
FMD-52			
Cross Deck 603576			6480BR
Eng. To Deck; Ser. No. 83999 & Before 543898			6991
Eng. To Deck; Ser. No. 84000 & After 543028			6649BR
Eng. To Deck; Ser. No. 115000 & After 543749			6649BR
FMD-60			
Cross Deck 603045			6928BR
Eng. To Deck; Ser. No. 89999 & Before 543521			6987
Eng. To Deck; Ser. No. 90000 & After 543523			6839BR
FMD-523			
Cross Deck 603576			6480BR
Eng. To Deck; Ser. No. 115000 & After 543749			6649BR
FMD-603			
Cross Deck 603045			6928BR
Eng. To Deck; Ser. No. 115000 & After 543523			6839BR
Vacuum Attachments			
651361			
Drive 653332			6545BR
651446			
Drive 653438			6839
654359; 654360			
Drive 653332			6545BR

Application	OEM No.	Standard Belts	Premium Belts
EXMARK - Continued			
Vacuum Attachments - Continued			
LHPUV52			
Belt; Lazer Z HP; W/52" Deck 653438			6839
Drive 653333			6565BR
LHPUV448			
Drive 653332			6545BR
FERRIS INDUSTRIES, INC.			
Mower Attachments			
4000/72			
Deck; Ser. No. 101 Thru 375 22439			6771BR
Deck; Ser. No. 376 & After 5022854			6935BR
5000/72			
Deck 22439			6771BR
FORD			
Hyd. Lift Attachments			
Gear Tractors			
Belt 343092			6726
Hydrostatic Tractors			
Belt 343093			6728
Mower Attachments			
09GN-2057			
Mower Drive; W/30" Deck 240773			6874
09GN-3658			
Center 235955			6739
Drive 235956			6880
09GN-3659			
Drive 11793			6989
09GN-3661			
Drive 11793			6989
Deck 234292			6993
09GN-3662			
Blade; W/48" Deck 11792			6996
Deck 234292			6993
09GN-3674			
Primary; W/36" Snow Thrower 210752			6870
09GN-3682			
Blade; W/42" Deck 11793			6989
Drive; W/42" Deck; W/50" Belt O.C. 235000			6950
Drive; W/89" Belt O.C. 11793			6989
09GN-3683			
Blade; W/42" Deck 6996			6996
Drive; W/42" Deck 237685			6948
09GN-3699			
Blade; W/38" Deck 213676			6885
09GN-3700			
Blade; W/38" Deck 237738			6886
30" Reel Mower			
Primary 343104			6843
Secondary 343105			6842
9524; 9528; 9594			
Blade; W/34" Rotary Mower 329183			6890
9732; 9737			
Blade Drive; W/36" Rotary Mower 325877			6859
Deck; W/36" Rotary Mower 331599			6868
9788			
Blade; W/50" Rotary Mower 330503			6897
Deck; W/50" Rotary Mower 328821			6883
9789; 9826; 9835			
Blade; W/42" Rotary Mower 328821			6883
Deck; W/42" Rotary Mower 328891			6377
9838			
Blade; W/50" Rotary Mower 330503			6897
Deck; W/50" Rotary Mower 328892			6883
9607441			
Deck; W/42" Deck 235000			6950

Belts for Lawn Attachments

Application	OEM No.	Standard Belts	Premium Belts	Application	OEM No.	Standard Belts	Premium Belts
FORD - Continued				GILSON			
Mower Attachments - Continued				Alternator Attachments			
9607441 - Continued				739; 63585; 63591; 63611			
Drive; W/42" Deck	11793		6989	Eng. To Alt.; W/Twin Cyl. Eng.	200416		6932
9607442				Broom Attachments			
Deck	11792		6996	753			
9607443				Belt			
Belt; W/89" Belt O.C.	11793		6989		4816G		6887
9607444				Composter Attachments			
Belt; W/93" Belt O.C.	234292		6993	63535			
Belt; W/96" Belt O.C.	11792		6996	Eng. To Composter	17653		6847
Reel Mower				63546			
Primary;	343104		6843	Primary	24602		6899
Secondary;	343105		6842	Secondary	200414		6883
P.T.O. Attachments				Mower Attachments			
540 RPM				380R; 380S			
Belt	343197		6886	Blade	9303	1250	6725
Snow Thrower Attachments				724			
9533; 9577; 9646				Blade			
Belt	545294		6864		11792	3960	6996
9682				731; 735			
Belt	344218		6865	Blade	9303	1250	6725
9746				741			
Belt	328973		6863	Blade	11793		6989
9752				Primary	12684		6996
Belt	344218		6865	Secondary	200624		6980
Snow Thrower				777			
Belt;	330599		6835	Eng. To Deck	14159		6840
Tiller Attachments				902; 932			
9724				Blade			
Belt	326946		6968		3053		6844
9761; 9774; A59724				943			
Belt	343196		6967	Blade	9303	1250	6725
Vacuum Attachments				33161-B			
Vacuums				Blade			
P.T.O.			6868	Deck	11792		6996
GAMBLE SKOGMO				Deck			
Mower Attachments				Blade			
34" Rotary				Eng. To Deck			
Blade	754184		6852		14159		6840
Deck	754180		6510BR	63500			
190-935A				Blade			
Deck	7540230		6755BR		9303	1250	6725
196-982A				63521			
Drive	754125		6428BR	Blade	11793	3890	6989
197-957A; 197-958A				Primary	12684		6996
Deck	7540213		6853	Secondary	200624		6980
Red Rider				63522			
Blade - Left		2310	6831	Blade	11792	3960	6996
Blade - Right		2300	6830	63545			
Snow Thrower Attachments				Blade			
190-930A				Primary			
Lower Drive	7540236		6885	Secondary	200624		6980
Upper Drive	7540206		6850	63548			
194-795A				Blade			
Auger	754186		6882		11792	3960	6996
Drive	754180		6510BR	63549; 63550; 63563			
195-968A; 195-969A				Blade			
Belt; W/31" Belt O.C.	S610	3310	6931	Primary	12684	3890	6989
Tiller Attachments				Secondary			
190-766A; 19766-0				Eng. To Deck			
Belt	7540253		6843		36806		6953
				63601			
				Blade			
				Primary			
				Secondary			
				63602			
				Blade			
				Primary			
				Secondary			
				63603			
				Primary			
				Secondary			

Belts for Lawn Attachments

Lawn & Garden Equipment

Application	OEM No.	Standard Belts	Premium Belts
GILSON - Continued			
Mower Attachments - Continued			
63609; 63622			
Blade	11793		6989
Eng. To Deck	36806		6953
63623			
Eng. To J.S.	37756		6856
J.S. To Mower	209581		6886
63624			
Blade	200982		6878
Eng. To Deck			6981
63640			
Eng. To Deck	213676		6885
63648			
Blade			6866
Sicklebar Attachments			
63557; 63571			
Secondary			6984
Snow Thrower Attachments			
751			
Eng. To Blower	13072		A70
62513			
Primary			6854
Secondary	209630		6839
62527; 62531			
Eng. To J.S.	37756		6856
J.S. To Snow Thrower	37756		6856
63504			
Eng. To Blower	18263		6844
63528; 63556			
Eng. To Blower	13072		A70
63593; 63599			
Eng. To J.S.	37756		6856
J.S. To Snow Thrower	37756		6856
63604			
Eng. To Blower	13072		A70
63605			
Primary			6854
Secondary	209630		6839
63618			
Eng. To J.S.			6856
J.S. To Snow Thrower	209581		6886
63619			
Eng. To J.S.	37756		6856
J.S. To Snow Thrower	209581		6886
63620			
Primary			6854
Secondary	209630		6839
63645			
Eng. To J.S.	37756		6856
J.S. To Snow Thrower	212261		6887
Tiller Attachments			
746; 782; 63525; 63553; 63558			
Primary	12570	3560	6956
Secondary	200626		6940
63579			
Traction	27093		6847
63606			
Primary	12570	3560	6956
Secondary	200626		6940
63631			
Traction	214170		6858
63639			
Secondary			6840

Application	OEM No.	Standard Belts	Premium Belts
GOODALL			
Mower Attachments			
30RAX Brookwood Reel Mower			
Belt	W00662		6837
36RA Rotary Mower			
Belt	W00694		6836
GRASSHOPPER			
Mower Attachments			
52"			
Drive	382800		6547BR
72"			
Belt			②6944
744			
Belt	382730		6935
752			
Belt; W/39" Belt O.C.	382750		6939
Belt; W/41" Belt O.C.	382753		6941
1044			
Belt	382730		6935
1052			
Belt; W/39" Belt O.C.	382750		6939
Belt; W/41" Belt O.C.	382753		6941
1544			
Belt	382730		6935
1552			
Belt; W/39" Belt O.C.	382750		6939
Belt; W/41" Belt O.C.	382753		6941
2044; 2144			
Belt	383000		6649BR
5052			
Belt	382037		6464BR
6044			
Belt	383000		6649BR
6052			
Belt	382037		6464BR
6061			
Blade To Blade	382049		6592BR
6152			
Belt	382037		6464BR
6261			
Blade To Blade	382049		6592BR
GRAVELY			
Blower Attachments			
17303E1; 17304E1			
Drive;	17798P1		6840
Generator Attachments			
Starter Gen.			
Belt;			3V400
Gov. Attachments			
Westchester-Gov.			
Belt;			6719
Mower Attachments			
30" Wing Reel Mower			
Belt;	13472	3300	6930
32" Flail Mower			
Belt;	12077		BX38
40" Rotary			
Drive; W/38" Belt O.C.; For Convertible Tractor	9240PI		6838
Drive; W/76" Belt O.C.; For Convertible Tractor	25129		6876
Drive; W/117" Belt O.C.; For Convertible Tractor ...	14673P1		68117
40" Wing Eng. Driven			
Blade;	25129		6876
Main Drive;	31912		6849

② Two Required.

Belts for Lawn Attachments

Lawn & Garden Equipment

Application	OEM No.	Standard Belts	Premium Belts
GRAVELY - Continued			
Mower Attachments - Continued			
50" Bladed Top Hat			
Drive; W/46" Belt O.C.; For Convertible Tractor			6846
Drive; W/51" Belt O.C.; For Convertible Tractor			6951
Drive; W/127" Belt O.C.; For Convertible Tractor ...11216			6486BR
50" Rotary Mower			
Blade - Left;			6949
Blade - Right;			6954
50" Wing Mower			
Blade;	11216		6486BR
Primary;	23639		B64
Secondary;	23640		B95
60" Rotary Mower			
Bottom Deck;	31383		②6387
72" Rotary Mower			
Blade;	22068		6869
Drive;	22069		B148
15459E1			
Eng. To Deck	15355P1		6838
15689E1			
Drive	9240P1		6838
22013			
Blade	22068		6869
31855			
Eng. To J.S.	31912		6849
J.S. To Blade	25129		6876
895401			
Drive	07200424		6665BR
895409			
Drive - Upper	07200424		6665BR
Comm. Mower; Front Or Center Mounted			
Drive; W/40" Deck	9240P1		6838
Gang Wing Reel Mower			
Belt;	13474	3320	6932
MA551			
Drive	12077P1		6941
Reel Mower			
Single;	M475	3300	6930
Pump Attachments			
Meyers Pump			
Belt;		3560	6956
Sicklebar Attachments			
Haban Sicklebar			
Drive;	6267		6875
Snow Thrower Attachments			
Snow Thrower			
Fan	36880		6834
Trans.	26121		3V335
Sprayer Attachments			
Sprayer-Pump			
Agitator	A409	3580	6958
Belt;	A408	3710	6971
Vacuum Attachments			
36980			
Drive;	36987		6872
GRAZER			
Lawn Mower Attachments			
0042T11			
Blade	9003003A		6895
Deck	9003004		6854
0042T112			
Deck	9003004		6854
0042TC11-2000 Series			
Blade; W/48" Belt O.C.	9003007		6848

Application	OEM No.	Standard Belts	Premium Belts
GRAZER - Continued			
Lawn Mower Attachments - Continued			
0042TC11-2000 Series - Continued			
Blade; W/53" Belt O.C.	9003006		6853
Deck	9003009		6858
0042TCSS			
Blade; W/48" Belt O.C.	9003007		6848
Blade; W/53" Belt O.C.	9003006		6853
Deck	9003004		6854
52" Shaft Drive			
Blade To Blade; W/Wrapped Belt	9003017		6958
Blade To Blade; W/Notched Belt	9003012		BX55
0052T; 0052TC			
Deck	9003004		6854
0052TC11-2000 Series			
Deck	9003009		6858
0052TCSS			
Deck	9003004		6854
62" Shaft Drive			
Blade To Blade; W/63" Belt O.C.	9003021		6963
Blade To Blade; W/68" Belt O.C.	9003020		6968
0062TC11			
Dual Deck Drive	9003009		6858
0062TCSS			
Deck	9003004		6854
72" Shaft Drive			
Blade To Blade; W/78" Belt O.C.	9003015		6978
Blade To Blade; W/81" Belt O.C.	9003016		6981
G42A12; G52T; G52TC			
Deck	9003004		6854
Vacuum Attachments			
42" Deck			
Fan; W/12.5 H.P. Eng.; 1987-1982	9003013		6834
Fan; W/16, 18 H.P. Eng.; 1987-1982	9003010		6835
42T12			
Fan; 1989-1988	9003013		6834
42TCSS			
Fan; 1989-1988	9003012		BX55
52" Deck			
Fan; 1989-1982	9003000		6838
62" Deck			
Fan; 1989-1982	9003014		6944
HAHN ECLIPSE			
Mower Attachments			
7401 Series; 7402 Series; 7403 Series			
Blade	308389		6745
7407 Series			
Eng. To Deck	308434		3V600
7408 Series; 7409 Series			
Blade	308389		6745
7415 Series			
Eng. To Deck	308434		3V600
7424 Series			
Eng. To Deck	308457		6841
HEALD			
Mower Attachments			
Mowers			
Clutch	203023		6844
Drive	203024	2770	6877
Snow Thrower Attachments			
Snow Throwers			
Clutch	203025		6895

② Two Required.

Belts for Lawn Attachments

Application	OEM No.	Standard Belts	Premium Belts
HOMELITE			
Lawn Revitalizer Attachments			
26 Drive;	174364		6849
38 Drive;	105340		6996
Mower Attachments			
32M Blade	1601520		6870
Eng. To Deck	176439		6424BR
34" Mower Deck Drive	JA392606		6893
35" Mower Deck Drive	JA992251		6864
36M Blade	1602157		6873
Eng. To Deck	1601520		6870
42M Blade	1603077		6882
Eng. To Deck	1607284		6876
48M Blade	1603075		6457BR
Eng. To Deck			6878
P.T.O. Attachments			
172 Drive	123073		6891
Snow Thrower Attachments			
32" Drive	108209		6415BR
36"; 42" Drive	1607416		6869
Tiller Attachments			
30RT Drive	108505		6870
36RT Drive	105340		6996
Vacuum Attachments			
26" Drive	174364		6849
38" Drive	105340		6996
173 Drive	165048		6775BR
INGERSOLL			
Mower Attachments			
J-40 Blade; W/69" Belt O.C.; W/38" Blade	C23810		6869
Blade; W/71" Belt O.C.; W/38" Blade	C23359		6871
J-44 Blade; W/71" Belt O.C.; W/44" Blade	C23359		6871
Blade; W/76" Belt O.C.; W/44" Blade	C22707		6876
J-46 Blade; W/71" Belt O.C.; W/48" Blade	C23359		6871
Blade; W/80" Belt O.C.; W/48" Blade	C22708		6880
K-40 Blade; W/69" Belt O.C.; W/38" Blade	C23810		6869
Blade; W/71" Belt O.C.; W/38" Blade	C23359		6871
K-44 Blade; W/71" Belt O.C.; W/44" Blade	C23359		6871
Blade; W/76" Belt O.C.; W/44" Blade	C22707		6876
K-46 Blade; W/71" Belt O.C.; W/48" Blade	C23359		6871
Blade; W/80" Belt O.C.; W/48" Blade	C22708		6880

Application	OEM No.	Standard Belts	Premium Belts
INGERSOLL - Continued			
Mower Attachments - Continued			
L-40 Blade; W/69" Belt O.C.; W/38" Blade	C23810		6869
Blade; W/71" Belt O.C.; W/38" Blade	C23359		6871
L-44 Blade; W/71" Belt O.C.; W/44" Blade	C23359		6871
Blade; W/76" Belt O.C.; W/44" Blade	C22707		6876
L-46 Blade; W/71" Belt O.C.; W/48" Blade	C23359		6871
Blade; W/80" Belt O.C.; W/48" Blade	C22708		6880
L-48 Blade; W/50" Belt O.C.; W/44" Blade	C27120		6850
Blade; W/76" Belt O.C.; W/44" Blade	C22707		6876
M-40 Blade; W/69" Belt O.C.; W/38" Blade	C23810		6869
Blade; W/71" Belt O.C.; W/38" Blade	C23359		6871
M-44 Blade; W/71" Belt O.C.; W/44" Blade	C23359		6871
Blade; W/76" Belt O.C.; W/44" Blade	C22707		6876
M-46 Blade; W/71" Belt O.C.; W/48" Blade	C23359		6871
Blade; W/80" Belt O.C.; W/48" Blade	C22708		6880
M-48 Blade; W/50" Belt O.C.; W/44" Blade	C27120		6850
Blade; W/76" Belt O.C.; W/44" Blade	C22707		6876
N-40 Blade; W/69" Belt O.C.; W/38" Blade	C23810		6869
Blade; W/71" Belt O.C.; W/38" Blade	C23359		6871
N-44 Blade; W/71" Belt O.C.; W/44" Blade	C23359		6871
Blade; W/76" Belt O.C.; W/44" Blade	C22707		6876
N-46 Blade; W/71" Belt O.C.; W/48" Blade	C23359		6871
Blade; W/80" Belt O.C.; W/48" Blade	C22708		6880
Snow Blower Attachments			
112YT Eng. To Auger	C29680		6880
F-80; F-84; G-80; G-84 Primary Drive	C14116		6841
H-80 Primary Drive	C16498		6876
H-84 Primary Drive; W/76" Belt O.C.	C16498		6876
Primary Drive; W/81" Belt O.C.	C16499		6881
J-80; J-81; J-84 Primary Drive	C23950		6882
K-80 Primary Drive; W/75" Belt O.C.	C23538		6875
Primary Drive; W/81" Belt O.C.	C23539		6881
K-81 Primary Drive	C23950		6882
K-84; L-80 Primary Drive; W/75" Belt O.C.	C23538		6875
Primary Drive; W/81" Belt O.C.	C23539		6881
L-81 Primary Drive	C23950		6882
L-84 Primary Drive; W/75" Belt O.C.	C23538		6875
Primary Drive; W/81" Belt O.C.	C23539		6881
R-82 Primary Drive; W/38" Snow Blower	C29680		6880
INTERNATIONAL			
Mower Attachments			
38" Mower Drive Belt	473468R2		6872

Belts for Lawn Attachments

Application	OEM No.	Standard Belts	Premium Belts
INTERNATIONAL - Continued			
Mower Attachments - Continued			
BB-36			
Drive	475595R1		6827
C-32			
Primary	493649R1		6873
Secondary	493650R1		6850
Cadet 75			
Blade; W/Side Discharge			6848
Forward	549107R1		6839
Mower	549599R1		6854
Cadet 85 Special			
Blade; W/Side & Rear Discharge	106990C1		6845
Forward; W/Side & Rear Discharge	549107R1		6839
Mower; W/51" Belt O.C.	106465C1		6851
Mower; W/Side & Rear Discharge	106991C1		6855
Cadet 95			
Trans.	57842C1		6833
CC-36; CC-42; CW-36			
Drive	475610R1		6728
OA-36; OA-42			
Drive	487043R1		6728
Rotary 2 Spindle			
Spindle	464351R1		6830
Rotary 3 Spindle			
Spindle; W/44" Mower	59701C1		6877
Spindle; W/50" Mower	59702C1		6885
Shredder Attachments			
59M			
Drive	596361C1		6830
Snow Thrower Attachments			
QA36; QA42			
Belt	487043R1		3V280
Tiller Attachments			
1; 1A			
Drive	485609R1		3V530
JACOBSEN			
Mower Attachments			
59503			
Eng. To Mower	325887		6859
59504			
Eng. To Mower	326308		6869
59527; 59589			
Blade	329193		6890
59656			
Clutch	307522		6842
Reel Drive	316910	2430	6843
59730			
Eng. To Mower	331876		6869
59787			
Blade	328821		6883
59827; 59866			
Blade	330503		6897
Mower	328892		6883
59869			
Blade	392397	B112	
Eng. To Deck	392433	69100	
59890			
Drive	392410		6841
Chief GT			
Blade; W/82" Belt O.C.; W/42" Rotary Mower	328821		6882
Blade; W/83" Belt O.C.; W/42" Rotary Mower	328892		6883
Drive; W/42" Rotary Mower	390008		6847
UT32036			
Deck	JA991488		6873

Application	OEM No.	Standard Belts	Premium Belts
JACOBSEN - Continued			
Mower Attachments - Continued			
UT33015			
Deck	JA992251		6864
P.T.O. Kits			
59542; 59564; 59572			
Drive	329207		6836
59665			
Drive	325074	2840	6884
59669			
Drive	342307	2860	6886
59674			
Drive	329253		6890
59792; 59825; 59834; 59864			
Blade	328821		6883
Mower	328891		6377
GT Rear P.T.O.			
Belt; W/Single Belt	330675		6828
Belt; W/Dual Belts	392445		②6828
Snow Thrower Attachments			
59641			
Elbow Drive	317735		6742
Main Drive	317749		6853
59644			
Auger	545294	2640	6864
59681			
Drive	344218		6865
59745			
Drive	328973		6863
59750; 59751			
Drive	331594		6832
Trans.	328973		6863
59849			
Drive	330599		6835
59892			
Drive	392410		6841
59895			
Drive	330599		6835
Tiller Attachments			
59713			
Drive	326946		6968
Vacuum Attachments			
Vacuums			
P.T.O.			6868
JARI			
Mower Attachments			
Rotary Mower			
Blade - Left	E120	2280	6828
Blade - Right	N701	2360	6836
JOHN DEERE			
Mower Attachments			
25 Flail; 25A Flail			
Drive; W/540 R.P.M. Rotor Drive	E51728		TR28570
34" Mid Mount			
Blade; For Garden Tractor	M43569		6850
38" Mid Mount			
Deck; For Garden Tractor	M40223		6627BR
Primary; Ser. No. 100000 & Before; For Garden Tractor	M40222		A26
Primary; Ser. No. 100001 & After; For Garden Tractor	M45998		6883
Secondary; For Garden Tractor	M40224		6857
Primary; For Garden Tractor	M47766		6508BR

Lawn & Garden Equipment

② Two Required.

Belts for Lawn Attachments

Lawn & Garden Equipment

Application	OEM No.	Standard Belts	Premium Belts
JOHN DEERE - Continued			
Mower Attachments - Continued			
38" Rotary			
Blade To Blade; Model No. 110, 112; Ser. No. 100000 & Before	M40223		6627BR
Deck; Model No. 110, 112; Ser. No. 100000 & Before	M45998	6883	
Intermediate Drive; Model No. 110, 112; Ser. No. 3550 & Before	M40222	A26	
Intermediate Drive; Model No. 110, 112; Ser. No. 3551-100000	M40224		6857
39" Mid Mount			
Blade; Ser. No. 176558 & Before; For Garden Tractor	M45998	6883	
Blade; Ser. No. 176559 Thru 212088; For Garden Tractor	M47043	6377	
Drive; Ser. No. 176559 & After; W/79 3/4" Belt	M40223	6627BR	
Primary; Ser. No. 176559 & After; W/80" Belt O.C.	M47766		6508BR
39" Rotary			
Blade To Blade; Model No. 110, 112, 200 Series; Ser. No. 100001-488000	M40223	6627BR	
Deck; Ser. No. 176558 & Before; W/83" Belt O.C.	M45998	6883	
Deck; Ser. No. 176558 & Before; W/84" Belt O.C.	M47765		6412BR
Deck; Ser. No. 176559 & After; W/79 3/4" Belt O.C.	M47043	6377	
Deck; Ser. No. 176559 & After; W/80" Belt O.C.	M47766		6508BR
41" Mid Mount			
Blade; Ser. No. 176559 & After; W/80" Belt O.C.	M40757	6877	
Primary; For Garden Tractor	M82721		6888
41" Rotary			
Blade To Blade; Model No. 120, 140, 300, 312, 314, 317	M40757	6877	
Blade To Blade; Model No. 316; Ser. No. 95000 & Before	M40757	6877	
Deck; Model No. 120, 140, 300, 312, 314	M45998	6883	
Deck; Model No. 316; Ser. No. 95000 & Before	M45998	6883	
Deck; Model No. 317	M82721	6888	
46" Mid Mount			
Blade To Blade; Model No. 112; Ser. No. 100000 & Before	M82734	6860	
Blade To Blade; Model No. 120, 140, 300 Series	M41668	6533BR	
Deck; Ser. No. 100001 & After	M45998	6883	
Deck; Ser. No. 100000 & Before	AM31159	②6828	
Deck; Model No. 120, 140, 314	M45254	6887	
Deck; Model No. 316; Ser. No. 285000 & Before	M45254	6887	
Deck; Model No. 316; Ser. No. 285001 & After	M82718	6713BR	
Deck; Model No. 317, 318	M82718	6713BR	
Deck; Ser. No. 317, 318	M41960	6653BR	
Deck; Model No. 322, 330, 332	M89112	6463BR	
47"			
Blade; Ser. No. 205468 & Before; For Garden Tractor	M45998	6883	
Drive; Ser. No. 205469 & After; W/79 3/4" Belt	M41960	6653BR	
47" Rotary			
Blade To Blade	M41960	6653BR	
Deck; Ser. No. 205468 & Before; W/83" Belt O.C.	M45998	6883	
Deck; Ser. No. 205469 & After; W/79 3/4" Belt O.C.	M47043	6377	
Deck; W/84" Belt O.C.	M47765	6412BR	
48" Mid Mount			
Blade; Exc. Model 317; For Garden Tractor	M45998	6883	
Drive; Ser. No. 100001 & After; W/79 3/4" Belt	M41668	6533BR	
Primary; For Garden Tractor	M119872	6524BR	
48" Rotary			
Blade To Blade; Model No. 120, 140, 300, 312, 314, 317	M41668	6533BR	
Blade To Blade; Model No. 316; Ser. No. 95000 & Before	M41668	A96	
Deck; Model No. 120, 140, 300, 312, 314	M45254	6886	
Deck; Model No. 316; Ser. No. 95000 & Before	M45254	6886	
Deck; Model No. 317	M82718	6713BR	
50" 3-Point Hitch Rotary			
Secondary; Model No. 300 Series	M41668		6533BR

Application	OEM No.	Standard Belts	Premium Belts
JOHN DEERE - Continued			
Mower Attachments - Continued			
50" Mid Mount			
Primary; Model No. 300, 312, 316; Ser. No. 095000 & Before	M45254		6887
Primary; Model No. 314; Ser. No. 285000 & Before	M45254		6887
Primary; Ser. No. 285001 & After	M82718		6713BR
Primary; Ser. No. 285001 & After	M89112		6463BR
Secondary; Ser. No. 285001 & After	M41668		6533BR
60"			
Deck; Ser. No. 176559 & After; W/80" Belt O.C.	M48444		6744BR
350 Sickle			
Belt; W/540 R.P.M. Rotor Drive	E58483		C107
450 Sickle			
Belt; W/540 R.P.M. Rotor Drive	E58483		C107
Fan	M97340		6733
P.T.O.	AM35380		6841
762			
Primary; Ser. No. 100001 & After	M82461		6866
Secondary; Ser. No. 100001 & After	M82461		6839
Snow Blower Attachments			
359			
Drive	AM38778		②B42
Snow Thrower Attachments			
32; 32A			
Drive; Ser. No. 400000 & Before	M41668		6533BR
36			
Drive; Ser. No. 100001 & After	M43586		6868
37			
Drive	M45998		6883
37A			
Drive; Ser. No. 110001 & After	M44272		6377
38"			
Drive; Ser. No. 400001 & After	M79204		6874BR
Drive; Ser. No. 400001 & After	M134268		6874BR
47" 2 Stage Mid Mount			
Drive; Ser. No. 100001 & After	M85442		6841
49			
Traction Mount Idler; Ser. No. 285001 & After	M42485		6846
Traction Mount Idler; Ser. No. 285001 & After	M82719		6849
Traction Mount Idler; Ser. No. 285001 & After	M82719		6847
338			
Drive	M134268		6874BR
Tiller Attachments			
30			
Primary Drive; Ser. No. 100,000 & Before	M43489		6857
Primary Drive; Ser. No. 100,000 & Before	M47770		6858
Secondary Drive; Ser. No. 100,000 & Before	M41140		BX124
30"			
Primary Drive - Front; Ser. No. 100001 & After	M84223		6862
31			
Primary Drive; Ser. No. 100001 Thru 118000	M43489		6857
Primary Drive; Ser. No. 118001 & After	M47770		6858
Secondary Drive; Ser. No. 100001 & After	M47771		B112
33			
Primary; Ser. No. 30000 & Before	AM32636		②A34
Primary; Ser. No. 30000 & Before	AM32172		②A33
Primary; Ser. No. 30001 & After	AM32636		②A34
Hydraulic Tiller			
Drive; Ser. No. 285001 & After; W/90"	AM101711		②6825
Optional Drive; Ser. No. 285001 & After; W/90"	AM32172		
Belt O.C.	M82718		6713BR
Optional Drive; Ser. No. 285001 & After; W/25"	AM101711		②6825
Belt O.C.	AM101711		②6825
Optional Drive; Ser. No. 285001 & After; W/25"	AM101711		②6825
Primary Drive; W/38" Tiller	M47766		6508BR
Primary Drive; W/46" Tiller	M47765		6412BR
Primary Drive; Ser. No. 285001 & After	M82718		6713BR

② Two Required.

Belts for Lawn Attachments

Application	OEM No.	Standard Belts	Premium Belts	Application	OEM No.	Standard Belts	Premium Belts
JOHN DEERE - Continued				LAWN ROVR			
Vacuum Attachments				Mower Attachments			
Vacuums				Mower			
P.T.O.			6867	Belt			6877
KUBOTA				Rotary Mower			
Mower Attachments				Spindle			
B425					2340		6834
Drive	7008000656		6892	MASSEY FERGUSON			
B445				Hyd. Lift Attachments			
Blade			6883	Power Lift			
Drive			6898	Gen.	511485M1		7320
B3048				Mower Attachments			
Blade	7008001412		6984	1691220			
K44				Arbor	1656960		6811BR
Blade;	7008000246		A110	P.T.O.	1666801		6640BR
Deck;	7008000247		6883	1691221			
K48				Arbor	1657044		6521BR
Blade			6890	P.T.O.	1713515		6458BR
Drive			A120	1691607			
K60				Drive	1679913		6745
Blade			6961	1691815			
L3560				Arbor	1716854		6643BR
Blade	7008000963		6974	1691816			
MR4800				Arbor	1721532		6798BR
Blade	7072134710		6995	P.T.O.	1601672		6799BR
RC40; RC40-G				1692003			
Blade	7071334770		6984	Drive	1679914		6749
RC44-42; RC44-G				1692030			
Blade	7071234710		6989	Drive	1707956		6739
RC60-20; RC60-25; RC60-27				1692038			
Belt	7070634710		C109	Arbor	1703836		6524BR
RC60-71H; RC60-82H; RCB60-1				P.T.O.	1707740		6869
Blade	7072234710		B108	1692172; 1692173			
LAND PRIDE				Drive	1719746		6873
Mower Attachments				1692174			
AFM4211				Drive	1719819		6434BR
Drive	816142C		6806BR	1692257			
AFM4214				Drive	1679914		6749
Drive	816063C		6800BR	1692410			
AFM4216				Arbor	1713549		6478BR
Drive	816141C		6879BR	1692544			
FDR1648				Drive	1719746		6873
Drive	816142C		6806BR	1692546			
FDR1660				Drive	1719819		6434BR
Drive	816308C		6858BR	1692589; 1692683			
FDR2548				Arbor	1716854		6643BR
Drive	816142C		6806BR	1692685; 1692687			
FDR2560				Arbor	1721532		6798BR
Drive	816308C		6858BR	P.T.O.	1601672		6799BR
FDR2584				1692689			
Drive	816064C		6769BR	Arbor	1703836		6524BR
LASTEC				P.T.O.	1707740		6869
Mower Attachments				1692716			
325EF; Articulator				Drive	1707956		6739
Blade - Left Wing			6989	1692858			
Blade - Right Wing			6987	Drive	1717146		6736
LAWN BOY				1692882			
Mower Attachments				Arbor	1703836		6524BR
63706; 63707				P.T.O.	1707740		6869
Deck	11793		6989	1692913			
Drive	235000		6950	Arbor	1719819		6434BR
636675				1692915			
Drive	245477		6884	Arbor	1713549		6478BR
				1692936			
				Drive	1679914		6749
				1693079			
				Arbor	1716854		6643BR

Belts for Lawn Attachments

Application	OEM No.	Standard Belts	Premium Belts
MASSEY FERGUSON - Continued			
Mower Attachments - Continued			
1693106 Drive	1717146		6736
1693228 Drive	1707956		6739
1693236 Arbor	1703836		6524BR
P.T.O.	1719746		6873
1693284 Arbor	1703836		6524BR
P.T.O.	1707740		6869
1693419 Arbor	1657044		6521BR
P.T.O.	1713515		6458BR
1693464 Arbor	1716854		6643BR
1693527 Arbor	1719911		68117
1693558 Arbor	1716854		6643BR
1693560 Arbor	1721532		6798BR
1693585 Arbor	1721533		6856
1693631 Arbor	1671076		6765BR
P.T.O.	1722039		6525BR
1693706 Drive	1720932		6737
1693792; 1693793 Arbor	1716854		6643BR
1693826 Drive	1719819		6434BR
MF7 Rotary Drive	518125M1		6840
MF42E Rotary Blade; Ser. No. 6001 & After	1025557M1	2750	6875
Drive; Ser. No. 6000 & Before	1025542M1	2500	6850
Drive; Ser. No. 6001 & After	1030050M1	2490	6849
MF610 Rotary Drive	511277M2		6850
P.T.O. Kits			
Front Mounted P.T.O. Belt	513790M1		3V900
Snow Thrower Attachments			
1691521 Drive; 1995-1987	1703466		6484BR
MF36E Belt;	1029730M1	3630	6963
MF620 Auger; Ser. No. 1458-001-585 & Before	1029730M1	3630	6963
Drive; Ser. No. 1458-001-585 & Before	1032843M1		6872
Tiller Attachments			
1690039 Drive	105340		6996
MF650 Rotary Drive	514806M1		6835
Vacuum Attachments			
1690503 Drive	1665706		6839
P.T.O.	1713549		6478BR
1690990 Fan	1677468		6965

Application	OEM No.	Standard Belts	Premium Belts
MERRY TILLER			
Mower Attachments			
J2 Belt862	2400	6840
J3 Belt	1.023		6843
J4 Belt862	2400	6840
Sicklebar Attachments			
H-1; H-2; H-3 Belt594		6834
H-4; H-5 Belt	1.530		6837
MONTGOMERY WARD			
Alternator Attachments			
GIL33060; GIL33259; GIL33435; GIL33438; GIL33439 Eng. To Alt.; W/2-Cyl. Eng.	2.00416		6932
Composter Attachments			
GIL33059 Eng. To Composter	1.7653		6847
GIL33112 Primary	2.4602		6899
Secondary	2.00414		6883
GIL33423 Eng. To Composter	2.00414		6883
GIL33432 Primary	2.4602		6899
Secondary	2.00414		6883
GIL33541 Eng. To Composter	2.4602		6899
GIL63535 Eng. To Composter	1.7653		6847
GIL63607 Primary	2.4602		6899
Secondary	2.00414		6883
Mower Attachments			
G33061 Blade	1.1792	3960	6996
Primary	1.2684		6996
Secondary	2.00624		6980
GIL33142; GIL33147; GIL33151 Blade	1.1793		6989
Primary	1.2684		6996
Secondary	2.00624		6980
GIL33161 Blade	1.1792	3960	6996
Primary	1.2684		6996
Secondary	2.00624		6980
GIL33168; GIL33426 Blade	1.1793		6989
Primary	1.2684		6996
Secondary	2.00624		6980
GIL33427 Blade	1.1792	3960	6996
Primary	1.2684		6996
Secondary	2.00624		6980
GIL33428 Blade	1.1793		6989
Primary	1.2684		6996
Secondary	2.00624		6980
GIL33472 Blade	1.1793		6989
Eng. To Deck	3.6806		6953
GIL33473 Blade	2.00982		6878
Eng. To Deck			6981

Belts for Lawn Attachments

Application	OEM No.	Standard Belts	Premium Belts	Application	OEM No.	Standard Belts	Premium Belts
MONTGOMERY WARD - Continued				MONTGOMERY WARD - Continued			
Mower Attachments - Continued				Sicklebar Attachments			
GIL33474; GIL33481				GIL3315; GIL33110			
Blade	11793		6989	Secondary			6984
Eng. To Deck	36806		6953	SIM1355; SIM5637			
GIL33482				Belt	S4MA19	2370	6837
Blade	200982		6878	SIM33311			
Eng. To Deck			6981	Belt; W/57" Belt O.C.	173948		6857
GIL33483				Belt; W/93" Belt O.C.			6993
Blade	11793		6989	Belt; W/100" Belt O.C.	173461		68100
Eng. To Deck	36806		6953	Snow Thrower Attachments			
GIL33500				930			
Deck	11792	3960	6996	Belt	7540206		6850
GIL33501				GIL33023			
Deck	11793		6989	Primary			6854
GIL33504				Secondary	209630		6839
Deck	12684		6996	GIL33053; GIL33224; GIL33430			
GIL33897B				Eng. To Blower	13072		A70
Belt	213676		6885	GIL33431			
GIL33947; GIL34497				Primary			6854
Eng. To Deck			6866	Secondary	209630		6839
GIL63640B				GIL33476			
Belt	213676		6885	Eng. To J.S.	37756		6856
GIL63684				J.S. To Snow Thrower; W/83" Belt O.C.	37757		6883
Blade; W/Electric Clutch	239025		6983	J.S. To Snow Thrower; W/86" Belt O.C.	209581		6886
Blade; W/Man. Clutch	239024		6999	GIL33506			
Deck	11793		6989	Eng. To Blower	13072		A70
SIM1217A				GIL33523			
Spindle	108151		6863	Belt	200413		6839
SIM1244				GIL33540			
Blade	108151		6863	Belt	209581		6886
Cross Deck	119037		6878	GIL33871			
SIM1265B				Eng. To J.S.	37756		6856
Cross Deck	108099		6844	J.S. To Snow Thrower; W/83" Belt O.C.	37757		6883
Spindle	108209		6415BR	J.S. To Snow Thrower; W/86" Belt O.C.	209581		6886
SIM1282				GIL34471			
Blade	9303	1250	6725	Eng. To J.S.	37756		6856
SIM1344				SIM1286			
Belt	S1A164	2310	6831	Eng. To Blower; W/44" Belt O.C.	18263		6844
SIM1345				Eng. To Blower; W/72" Belt O.C.	13072		A70
Blade	108151		6863	TMO491			
Cross Deck	108300		6842	Eng. To J.S.	7540299		6849
SIM1346				J.S. To Drive Pulley	7540294		6889
Belt	S1A119	2330	6833	TMO33012			
SIM5098A				Belt	7540206		6850
Belt	S1A164	2310	6831	TMO33848C			
SIM5099A				Eng. To J.S.	7540299		6849
Belt	S1A119	2330	6833	J.S. To Drive Pulley	7540294		6889
SIM Model 32"				TMO33848E			
Cross Deck	108175		6856	Drive	7540299		6849
Spindle	108151		6863	Variator	7540294		6889
TMO33601A				TMO Model Snow Thrower			
Belt; W/44" Deck	7540230		6755BR	Belt	7540185		6849
TMO33602A				Tiller Attachments			
Blade	7540260		5716	GIL33055; GIL33095; GIL33163; GIL33429			
TMO33604A				Primary	12570	3560	6956
Blade	7540293		6501BR	Secondary	200626		6940
Deck	7540230		6755BR	GIL33498			
TMO33605A				Eng. To Tiller	214170		6858
Blade	7540260		5716	GIL33505			
TMO Model 42"				Belt	12570	3560	6956
Drive	7540180		6510BR	GIL33522			
Plow Attachments				Belt	200625		6856
Plow Trac				GIL33895			
Belt	504250	3500	6950	Secondary			6840
				SIM4964; SIM5634 Chor Trac; SIM5634 Power Trac			
				Belt	503855		6855

Belts for Lawn Attachments

Application	OEM No.	Standard Belts	Premium Belts
MONTGOMERY WARD - Continued			
Tiller Attachments - Continued			
TMO746			
Belt; W/52" Belt O.C.	7540229		6852
Belt; W/95" Belt O.C.	7540283A		6895
TMO766			
Belt; W/43" Belt O.C.	7540253		6843
TMO33603A; TMO33603B			
Eng. To J.S.	7540229		6852
J.S. To Tine	7540283		6895
MOTO-MOWER			
Mower Attachments			
26-6100			
Belt	1021462	2520	6852
61-802			
Belt	5234	1310	6731
6020; 6020E			
Belt; W/29" Belt O.C.	1016174	2290	6829
Belt; W/50" Belt O.C.	1036030	2500	6850
Belt; W/60" Belt O.C.	1022460	2600	6860
Gen.	1048684		7360
6021; 6022			
Eng. To J.S.	1034685	3350	6935
Gen.	1048684		7360
High Speed Drive	1022480		6831
Low Speed Drive	1022149		6832
Transaxle; W/60" Belt O.C.	1022460	2600	6860
Transaxle; W/62" Belt O.C.	1034684		6962
6100; 6700			
Belt	1021462	2520	6852
6800			
Belt	1036030	2500	6850
7100			
Belt	1021462	2520	6852
AHB6020			
Belt; W/29" Belt O.C.	1016174	2290	6829
Belt; W/50" Belt O.C.	1036030	2500	6850
Belt; W/60" Belt O.C.	1022460	2600	6860
Gen.	1048684		7360
MTD PRODUCTS, INC.			
Mower Attachments			
14A-999			
Cross Deck	7540197		6604BR
P.T.O.	7540234		6841
138-803			
Blade; W/44" Deck	7540293		6501BR
Deck	7540229		6852
138-804			
Deck; W/39" Deck	7540271		6557BR
138-805			
Belt	7540248		6431BR
144-993; 145-993			
Cross Deck	7540197		6604BR
190-651			
Deck	7540113	3480	6948
190-761			
Blade	7540125		6428BR
190-762A			
Drive	7540180		6510BR
190-765			
Blade	7540250	2530	6853
Deck	7540251		6809BR
190-765A			
Belt; W/38" Deck	7540250	2530	6853
Belt; W/51" Belt O.C.	7540251		6809BR
Blade	7540214		6850

Application	OEM No.	Standard Belts	Premium Belts
MTD PRODUCTS, INC. - Continued			
Mower Attachments - Continued			
190-794			
Blade	7540328		6949
190-795			
Belt	7540264		6639BR
190-798			
Blade	7540250		6853
Deck	7540214		6850
190-799			
Blade	7540328		6949
190-800			
Blade	7540151		6967
190-801			
Blade	7540145		6488BR
190-803			
Blade; W/44" Deck; W/52" Belt O.C.	7540229		6852
Blade; W/44" Deck; W/74" Belt O.C.	7540293		6501BR
190-804			
Blade - Right	7540271		6557BR
190-805			
Blade; W/38" Deck	7540329		6630BR
190-806			
Belt; W/64" Belt O.C.	7540350		6464BR
Belt; W/79" Belt O.C.	7540349		6637BR
190-823			
Belt	7540125A		6428BR
190-882A			
Belt	7540197		6604BR
190-931			
Blade To Blade	7540260		5716
Eng. To Deck	7540230		6755BR
190-935			
Belt; W/56" Belt O.C.	7540230		6755BR
Belt; W/74" Belt O.C.	7540293		6501BR
190-935A			
Blade	7540230		6755BR
Deck	7540246		6354
190-957A; 190-958; 190-958A			
Drive	7540230		6755BR
190-982; 190-982A			
Blade	7540125		6428BR
190-992; 190-992A			
Belt	7540197		6604BR
190-993			
Cross Deck	7540197		6604BR
190-993A			
Belt	7540197		6604BR
191-651			
Deck	7540113	3480	6948
191-761			
Blade	7540125		6428BR
191-957A; 191-958A			
Drive	7540230		6755BR
191-982A			
Blade	7540125		6428BR
191-992A			
Belt	7540197		6604BR
192-651			
Deck	7540113	3480	6948
192-761			
Blade	7540125		6428BR
192-931; 192-935			
Blade To Blade	7540260		5716
Eng. To Deck	7540230		6755BR
192-957			
Blade	7540230		6755BR

Belts for Lawn Attachments

Application	OEM No.	Standard Belts	Premium Belts	Application	OEM No.	Standard Belts	Premium Belts
MTD PRODUCTS, INC. - Continued				MTD PRODUCTS, INC. - Continued			
Mower Attachments - Continued				Mower Attachments - Continued			
192-958				195-957			
Blade	7540230		6755BR	Drive	7540230		6755BR
Drive	7540215		6379	195-958			
192-962; 192-982				Blade	7540230		6755BR
Blade	7540125		6428BR	Drive	7540215		6379
192-992; 192-993				195-962			
Belt	7540197		6604BR	Blade	7540125		6428BR
193-752				195-992			
Blade	7540184		6852	Belt	7540197		6604BR
Deck	7540180		6510BR	195-993			
193-762; 193-762A				Cross Deck	7540197		6604BR
Drive	7540180		6510BR	196-651			
193-962				Deck	7540113	3480	6948
Blade	7540125		6428BR	196-762A			
194-762; 194-762A				Drive	7540180		6510BR
Drive	7540180		6510BR	196-765			
194-765				Blade	7540250	2530	6853
Deck	7540250	2530	6853	Deck	7540251		6809BR
Drive	7540251		6809BR	196-795; 196-796; 196-797			
194-931				Belt	7540264		6639BR
Blade To Blade	7540260		5716	196-798			
Eng. To Deck	7540230		6755BR	Blade	7540250		6853
194-935				Deck	7540214		6850
Blade	7540230		6755BR	196-799			
Deck	7540246		6354	Belt; W/30" Deck; W/48 7/8" Belt O.C.	7540328		6949
194-957				Belt; W/30" Deck; W/53" Belt O.C.	7540250		6853
Drive	7540230		6755BR	196-800			
194-958				Blade	7540151		6967
Blade	7540230		6755BR	196-801			
Drive	7540215		6379	Blade	7540145		6488BR
194-962; 194-962A				196-802			
Blade	7540125		6428BR	Belt; W/36" Deck	7540277		6871
194-992; 194-993				196-803			
Belt	7540197		6604BR	Deck; W/52" Belt O.C.	7540229		6852
195-746				Deck; W/74" Belt O.C.	7540293		6501BR
Eng. To Spindle	7540229		6852	196-804			
Spindle To Snow Thrower	7540283		6895	Deck; W/39" Deck	7540271		6557BR
195-762; 195-762A				196-805; 196-806			
Drive	7540180		6510BR	Blade; W/38" Deck	7540329		6630BR
195-765				196-931			
Belt; W/51" Belt O.C.	7540251	2530	6809BR	Deck; W/44" Rear Discharge	7540230		6755BR
Belt; W/53" Belt O.C.	7540250		6853	196-935			
195-795; 195-796; 195-797				Deck	7540230		6755BR
Belt	7540264		6639BR	Eng. To Deck	7540293		6501BR
195-798				196-962; 196-982A			
Belt; W/62" Belt O.C.	7540198		6451BR	Blade	7540125		6428BR
Blade	7540250		6853	196-993			
Deck	7540214		6850	Cross Deck	7540197		6604BR
195-799				197-458A			
Blade	7540276		6848	Deck	7540213		6853
195-800				197-651			
Blade	7540151		6967	Deck	7540113	3480	6948
195-801				197-762A			
Blade	7540145		6488BR	Drive	7540180		6510BR
195-802				197-957A; 197-958A; 197-975A			
Belt; W/36" Deck	7540277		6871	Deck; W/53" Belt O.C.	7540213		6853
195-803				Deck; W/105" Belt O.C.	7540125		6428BR
Belt; W/52" Belt O.C.	7540229		6852	197-982A			
Belt; W/74" Belt O.C.	7540293		6501BR	Blade	7540125		6428BR
195-931				197-992A			
Blade To Blade	7540260		5716	Belt	7540197		6604BR
Eng. To Deck	7540230		6755BR	198-651			
195-935				Deck	7540113	3480	6948
Belt; W/56" Belt O.C.	7540230		6755BR	198-761			
Belt; W/74" Belt O.C.	7540293		6501BR	Blade	7540125		6428BR
195-942; 195-943							
Belt	7540218		6959				

Lawn & Garden Equipment

Belts for Lawn Attachments

Application	OEM No.	Standard Belts	Premium Belts	Application	OEM No.	Standard Belts	Premium Belts
MTD PRODUCTS, INC. - Continued				MTD PRODUCTS, INC. - Continued			
Mower Attachments - Continued				Snow Thrower Attachments - Continued			
198-762A				192-679			
Drive	7540180		6510BR	Belt; W/31" Belt O.C.	S610	3310	6931
198-957A; 198-958A				Belt; W/67" Belt O.C.	8431		6967
Drive	7540230		6755BR	192-759			
198-982A				Auger	7540186		6882
Blade	7540125		6428BR	J.S.	7540180		6510BR
198-992A				192-768			
Belt	7540197		6604BR	Belt; W/31" Belt O.C.	S610	3310	6931
199-651				Belt; W/67" Belt O.C.	8431		6967
Deck	7540113	3480	6948	192-930			
199-761				Belt; W/50" Belt O.C.	7540206		6850
Blade	7540125		6428BR	192-967			
199-762A				Drive	7540238		6892
Drive	7540180		6510BR	194-468			
199-935A				Auger	7540236		6885
Blade	7540230		6755BR	J.S.	7540185		6849
Deck	7540246		6354	194-469			
199-957; 199-957A; 199-958; 199-958A				Auger	7540202		6885
Drive	7540230		6755BR	Drive	7540185		6849
199-982; 199-982A				194-469A			
Blade	7540125		6428BR	Belt; W/36" Auger	7540186		6882
199-992; 199-993				Belt; W/36" Drive	7540185		6849
Belt	7540197		6604BR	194-486			
Snow Thrower Attachments				Auger	7540236		6885
180-469A; 180-486; 180-491; 190-469A; 190-486; 190-491				J.S.	7540185		6849
Auger; W/85" Belt O.C.	7540236		6885	194-759			
Auger; W/89" Belt O.C.	7540294		6889	Belt; W/36" Auger	7540186		6882
Drive; W/32" Belt O.C.	7540205		6673BR	194-759A			
Drive; W/49" Belt O.C.	7540185		6849	Auger	7540186		6882
190-496A				J.S.	7540180		6510BR
Auger	7540202		6885	194-930			
Drive	7540185		6849	Auger	7540236		6885
190-658				Drive	7540206		6850
Belt	6434		6951	194-968A; 194-969A			
190-766A				Belt; W/31" Belt O.C.	S610	3310	6931
Drive	7540253		6843	Belt; W/67" Belt O.C.	8431		6967
190-768				195-469			
Belt	6511		A66	Auger	7540202		6885
190-830				Drive	7540185		6849
Eng. To Spindle	7540229		6852	195-486			
190-930				Auger	7540236		6885
Belt; W/50" Belt O.C.	7540206		6850	J.S.	7540185		6849
Belt; W/88" Belt O.C.	7540291		6641BR	195-759			
190-930A				Auger	7540186		6882
Auger; W/50" Belt O.C.	7540206		6850	J.S.	7540180		6510BR
Auger; W/85" Belt O.C.	7540236		6885	195-930			
191-469A				Lower Belt	7540236		6885
Auger	7540236		6885	Upper Belt	7540206		6850
J.S.	7540185		6849	195-967			
191-491				Drive	7540238		6892
Drive	7540299		6849	196-486			
191-658				Auger	7540236		6885
Belt	6434		6951	J.S.	7540185		6849
191-759A				196-491			
Auger	7540186		6882	Belt; W/49" Belt O.C.	7540299		6849
J.S.	7540180		6510BR	Belt; W/89" Belt O.C.	7540294		6889
191-768				196-658			
Belt	6511		A66	Belt	6434		6951
191-930A				196-759A			
Auger; W/50" Belt O.C.	7540206		6850	Auger	7540186		6882
Auger; W/85" Belt O.C.	7540236		6885	J.S.	7540180		6510BR
192-469; 192-486				196-830			
Auger	7540236		6885	Belt; W/52" Belt O.C.	7540229		6852
J.S.	7540185		6849	Belt; W/112" Belt O.C.	7540295B		A110
				196-930			
				Belt; W/50" Belt O.C.	7540206		6850
				Belt; W/88" Belt O.C.	7540291		6641BR

Belts for Lawn Attachments

Lawn & Garden Equipment

Application	OEM No.	Standard Belts	Premium Belts
MTD PRODUCTS, INC. - Continued			
Snow Throwing Attachments - Continued			
197-469A			
Auger	7540202		6885
Drive	7540185		6849
197-759A			
Auger	7540186		6882
J.S.	7540180		6510BR
199-469A			
Auger	7540202		6885
Drive	7540185		6849
199-658			
Belt	6434		6951
199-768			
Belt	6511		A66
19471-8			
Eng. To J.S.	23145		6846
19766-0			
Drive	7540253		6843
Tiller Attachments			
190-746			
Eng. To Spindle	7540229		6852
Spindle To Snow Throwing	7540283		6895
190-766			
Drive	7540253		6843
190-960; 192-766			
Belt	7540253		6843
194-746			
Eng. To Spindle	7540229		6852
Spindle To Snow Throwing	7540283		6895
194-766; 195-766; 195-960			
Belt	7540253		6843
195-982			
Belt	7540125		6428BR
196-766			
Belt	7540253		6843
196-960			
Drive	7540253		6843
MURRAY			
Mower Attachments			
0-3600			
Blade	23882		A57
Cross Deck			6844
0-4200			
Blade	23748		6862
Cross Deck	23749		6899
2-4036			
Blade	37X24		6859
Cross Deck	37X3		6846
2-4042			
Blade	37X40		6451BR
Cross Deck	37X22		6642BR
8-3600			
Blade	23796		A57
Cross Deck			6844
8-4200			
Blade	23748		6862
Cross Deck	23749		6899
9-3600			
Blade	23882		A57
Cross Deck			6844
9-4200			
Blade	23748		6862
Cross Deck	23749		6899
81-36000			
Blade; W/55" Belt O.C.	37X12		6449BR
Blade; W/59" Belt O.C.	37X24		6859

Application	OEM No.	Standard Belts	Premium Belts
MURRAY - Continued			
Mower Attachments - Continued			
81-36000 - Continued			
Cross Deck	37X3		6846
82-13450			
Drive; W/Rear Mount Tiller	37X32		6845
82-24036			
Blade	37X24		6859
Cross Deck	37X3		6846
83-24042			
Blade; W/62" Belt O.C.	37X21		6451BR
Blade; W/64" Belt O.C.	37X40		6451BR
Cross Deck	37X22		6642BR
84-24042			
Blade; W/11 H.P. Tractor	37X21		6451BR
Blade; W/16, 18 H.P. Tractor	37X40		6451BR
Cross Deck	37X22		6642BR
85-36508			
Blade	37X43		6601BR
Transaxle	37X45		6490BR
85-36508X4			
Blade	37X43		6601BR
Transaxle	37X55		6891
3600			
Drive	23796		A57
Blade	23882		A57
Cross Deck	37X3		6846
4200			
Cross Deck	23749		6899
Snow Throwing Attachments			
5-24570			
Belt; W/58" Belt O.C.	12903		6858
Belt; W/91" Belt O.C.	11904		6891
6-24550			
Belt; W/43" Belt O.C.	11483		6943
Belt; W/76" Belt O.C.			6876
6-24570; 7-24570; 8-24570			
Belt; W/58" Belt O.C.	12903		6858
Belt; W/91" Belt O.C.	11904		6891
9-24576			
Eng. To Auger	11904		6891
Tiller Attachments			
4-10030			
Blade	37X46		6827
5-13450; 6-13450; 7-13450; 8-13450; 81-13360			
Belt	37X32		6845
NOMA			
Mower Attachments			
13442			
Blade; W/36" Rear Discharge; W/82" Belt O.C.	48044		6454BR
Blade; W/36" Rear Discharge; W/84" Belt O.C.	49878		6467BR
13443			
Blade; W/36" Side Discharge			6971
PANZER			
Generator Attachments			
16AC1			
Belt;	74211	2260	6826
P.T.O. Kits			
51PT			
Belt	51PT4	3350	6935
52PT; 53PT; 54PT; 55PT			
Belt	74223	3330	6933
Saw Attachments			
15AC1			
Belt	15AC19	3710	6971

Belts for Lawn Attachments

Lawn & Garden Equipment

Application	OEM No.	Standard Belts	Premium Belts
PANZER - Continued			
Snow Thrower Attachments			
17AC1; 17AC2			
Belt; W/44" Belt O.C.	74218	3440	6944
Belt; W/48" Belt O.C.	3312	3480	6948
Spout	17AC253	1420	6742
Sprayer Attachments			
12AC1			
Belt		2610	6861
Spreader Attachments			
PS1			
Belt	PS14	2580	6858
Tiller Attachments			
9AC3; 9AC4			
Belt	74209		6860
9AC5			
Belt	3302		6824
9AC6			
Belt	74224		6840
9AC7			
Belt; W/33" Belt O.C.; W/1/2" Belt T.W.	74203		6833
Belt; W/33" Belt O.C.; W/5/8" Belt T.W.	74223		6933
11AC7			
Belt	11AC71		6925
11AC8			
Belt	11AC886		6867
11AC9; 11AC9B			
Belt; W/35" Belt O.C.	11AC936		6935
Belt; W/36" Belt O.C.	11AC936A		6936
Belt; W/37" Belt O.C.			6937
13AC; 13AC2			
Belt	13AC143		6932
17AC2A			
Belt	74206		6949
PENNEYS			
Mower Attachments			
3389			
Eng. To Deck	7540180		6510BR
3390			
Cross Deck			6846
3391			
Blade	23882		A57
Cross Deck			6846
3397			
Deck	7540125		6428BR
3398			
Deck	7540197		6604BR
Tiller Attachments			
Tillers			
Belt; W/96" Belt O.C.	105340		6996
POWER KING			
Hyd. Pump Attachments			
Side Mounted Pump			
Belt; 1974 & Older	810000		6831
Top Mounted Pump			
Belt; 1975 & Newer	810025		6825
Log Splitter Attachments			
Logsplitters			
Belt	810037		6837
Mower Attachments			
36" Deck			
Cross Deck	810036		6836

Application	OEM No.	Standard Belts	Premium Belts
POWER KING - Continued			
Mower Attachments - Continued			
42" Deck			
Traction; 1982 & Newer	810064		6864
48" Deck			
Cross Deck; 1980 & Newer	810094		6894
Drive	810036		6836
P.T.O. Attachments			
Mainline			
Belt	810066		6866
Snow Thrower Attachments			
42" Snow Thrower			
Eng. To Hitch; 1981 & Newer	810074		6874
Eng. To Hitch; 1980	810070		6870
Hitch To Header; 1981 & Newer	810070		6870
Hitch To Header; 1980			6867
48"			
Belt; 1978 & Newer	810048		6848
Belt; 1977	810064		6864
Belt; 1976-1971	810094		6894
Sprayer Attachments			
35"			
Belt	810000		6831
REO			
Mower Attachments			
Rotary Mower			
Belt; W/42" Belt O.C.	18076	2420	6842
Belt; W/45" Belt O.C.	18121	2450	6845
ROPER			
Mower Attachments			
38" Rotary; 40" Rotary			
Deck	1563R		6950
42" Rotary			
Deck	3716R		6887
48" Rotary			
Deck	3717R		6892
Drive - Eng. To Center Mandrel	6941R		68100
Shredder Attachments			
TT6531RO			
Belt	3541R		6971
TT6631RO			
Eng. To Shredder	2630R		6968
Sicklebar Attachments			
TT2631RO			
Eng. To Flywheel	5308H		6565
Snow Thrower Attachments			
LA049AR			
Drive			6977
TT679AR			
Belt	10830		6860
TT6231RO			
Belt	1835R		6956
Tiller Attachments			
TT508AR; TT508BR; TT508CR			
Eng. To Tine	634A563		6837
TT518AR			
Eng. To Tine	8225R		6837
TT5031R; TT5031R1; TT5051R1; TT5051R2;			
TT5051RO			
Eng. To Tine	634A563		6837

© Two Required.

Belts for Lawn Attachments

Application	OEM No.	Standard Belts	Premium Belts	Application	OEM No.	Standard Belts	Premium Belts
ROTO-HOE				SCAG POWER EQUIPMENT, INC. - Continued			
Cutter Attachments				Mower Attachments - Continued			
3200-7				SMT-61A			
Belt;	3048	2570	6857	Deck Drive	481558		6566BR
Saw Attachments				SMTC-40			
Brush Saw				Blade - Right	482091		6683BR
Belt;		2430	6843	SMTC-48A			
Saw Buck				Deck Drive	482138		6563BR
Belt;		2510	6851	SMTC-52A			
Shredder Attachments				Deck Drive	482140		6564BR
502H; 552H				SMTZ-61			
Belt;	107	2660	6866	Blade - Right	48265		6963
Sicklebar Attachments				Deck Drive	48752		6574BR
SL30; SL36				SMWC-61A			
Drive	4032A		6843	Deck Drive	482652		6720BR
Snow Throter Attachments				SMZ-48			
969				Blade - Right	48087		6864BR
Drive			6837	Deck Drive	48799		6665BR
Tiller Attachments				SMZ-52			
220IL; 229TC				Blade - Right	48285		6956
Belt			6843	Deck Drive	481001		6568BR
700CD				SMZ-61			
Fast Speed Drive;			6849	Blade - Right	48265		6963
Slow Speed Drive;	1088		6854	Deck Drive	48996		6785BR
910RB; 910RS				SWM-32			
Belt	1542B		6961	Deck Drive	48278		6979
990RB; 990RS				SWM-36			
Belt	1542C		6960	Deck Drive	48204		6573BR
ROTOTILLER				SWM-48			
Tiller Attachments				Blade - Right	48087		6864BR
Gen.				Deck Drive	48089		6701BR
Belt			6833	SWM-52; SWM-52A			
Reel Mower				Blade - Right	48285		6956
Belt			6838	Deck Drive	48286		6703BR
Rotary Mower				SWM-61			
Belt; W/32" Belt O.C.			6832	Blade - Right	48265		6963
Belt; W/45" Belt O.C.			6845	Deck Drive	48264		B98
SCAG POWER EQUIPMENT, INC.				SWM-61A			
Mower Attachments				Blade - Right	48265		6963
SLM-48; SLM-48T; SLM-48W				Deck Drive	48088		6904BR
Blade - Right	48087		6864BR	SWM-72			
Deck Drive	48088		6904BR	Blade - Right	48295		B68
SLM-52				Deck Drive	48296		6615BR
Blade - Right	48285		6956	SWMU-52A			
SM-48				Blade - Right	48285		6956
Deck Drive	48081		6815BR	SWMU-61A			
SM-52				Blade - Right	48286		6703BR
Blade - Right	48285		6956	SCOTTS			
Deck Drive	48530		6492BR	Grass Catcher Attachments			
SM-61				MP18374; MP18375			
Blade - Right	48084		6622BR	Drive	H86061		6876
Deck Drive	48083		6645BR	Snow Throter Attachments			
SM-61A				MP19540			
Blade - Right	48265		6963	Auger	M125661		3VX425
Deck Drive	48912		6688BR	Drive	M131766		A120
SM-72				Tiller Attachments			
Deck Drive	48359		6994	MP5983			
SM-72A				Front Drive	M112006		6793BR
Blade - Right	48295		B68	Rear Drive	M137547		A103
SMST-72A				SEARS ROEBUCK			
Deck Drive	481980		6741BR	Composter Attachments			
SMT-52A				917.253390			
Deck Drive	482281		6574BR	Belt	6118R	3760	6976

Belts for Lawn Attachments

Lawn & Garden Equipment

Application	OEM No.	Standard Belts	Premium Belts
SEARS ROEBUCK - Continued			
Composter Attachments - Continued			
917.253430			
Belt	6944R	3710	6971
917.253470			
Belt	5655R	3680	6968
917.253480			
Belt	4965R	3640	6964
Mower Attachments			
502.251340; 502.251360			
Blade			6846
Eng. To Deck	21649		6449BR
502.251370			
Blade	23223		6895
Eng. To Deck	23214		6859
502.253610			
Blade			6846
Deck	23796		A57
502.253620; 502.253621; 502.253622			
Blade	23749		6899
Deck	23748		6862
502.253623			
Blade	37X22		6642BR
Deck	37X21		6451BR
917.60042			
Blade	4833H		6841
Drive	4832H		6898
917.60606; 917.60620			
Belt; W/48" Belt O.C.		3480	6948
Belt; W/49" Belt O.C.		3490	6949
917.60635; 917.60642; 917.60651			
Blade	4833H		6841
Drive	4832H		6898
917.60655; 917.60655A			
Blade	4833H	2410	6841
Deck	6517H		69100
Drive	4832H		6898
917.62606			
Blade	5600H		6948
917.99550			
Deck	5600H		6948
917.99620			
Blade	5600H		6948
917.122217X			
Deck	106085X		6672BR
917.140475			
Deck	140067		6551BR
917.250090			
Blade	5600H		6948
917.250110			
Blade	9495H		6887
Drive	8718H	3490	6949
917.250119			
Deck	9517H		6949
917.250120			
Blade	5600H		6948
917.250121			
Deck	9517H		6949
917.250122			
Blade	9495H		6887
Drive	8718H	3490	6949
917.250123; 917.250129			
Deck	9517H		6949
917.250520			
Blade	1563R		6950
917.251010; 917.251011; 917.251012			
Blade	3541R		6971

Application	OEM No.	Standard Belts	Premium Belts
SEARS ROEBUCK - Continued			
Mower Attachments - Continued			
917.251020; 917.251021; 917.251030; 917.251040			
Blade	4833H	2410	6841
Deck	6517H		69100
917.251042			
Blade	7335H		6845
Main Drive	6517H		69100
917.251050			
Blade	4833H	2410	6841
Deck	6517H		69100
917.251450			
Gen.; W/Electric Start	5436H		7320
Starter/Gen.; W/Electric Start	3754H1		3V315
917.252010; 917.252020; 917.252030; 917.252031; 917.252032; 917.252040			
Blade	1563R		6950
917.253150; 917.253151			
Blade	9495H		6887
Main Drive	6517H		69100
917.253160			
Blade	9496H		6892
917.253161			
Blade	6943R		6892
Deck	6517H		69100
917.253230			
Blade	9495H		6887
Main Drive	6517H		69100
917.253240			
Blade	6943R		6892
Deck	6517H		69100
917.253250			
Blade	3716R		6887
917.253260			
Blade	6943R		6892
917.253370			
Blade	6942R		6887
917.253380			
Blade	6943R		6892
917.253520			
Blade	518J		6869
917.253521			
Drive	100717N		6869
917.253530			
Blade	6942R		6887
Deck	9121R		A112
917.253540; 917.253541			
Blade	6942R		6887
Mower Drive	6941R		BX100
917.253550; 917.253551			
Blade	6943R		6892
917.253560			
Drive	100670N		6879
917.253570; 917.253571			
Blade	6942R		6887
Deck	9121R		A112
917.253580; 917.253581			
Blade	6942R		6887
Mower Drive	6941R		BX100
917.253582			
Blade	6942R		6887
917.253590; 917.253591			
Blade	6943R		6892
Mower Drive	6941R		BX100
917.253620			
Blade	518J		6869
917.253630			
Blade	6942R		6887
Mower Drive	6941R		BX100

Belts for Lawn Attachments

Application	OEM No.	Standard Belts	Premium Belts	Application	OEM No.	Standard Belts	Premium Belts
SEARS ROEBUCK - Continued				SEARS ROEBUCK - Continued			
Mower Attachments - Continued				Snow Thresher Attachments - Continued			
917.253642; 917.253643; 917.253644; 917.253645; 917.253646				842.24073			
Blade	6943R		6892	Belt; W/58" Belt O.C.	12903		6858
Deck	5559J		6894	Belt; W/91" Belt O.C.	11904		6891
917.253650; 917.253651; 917.253652				842.24075			
Blade	6943R		6892	Drive; W/43" Belt O.C.	10371		6843
Deck	3704J		69100	Drive; W/77" Belt O.C.	16297		6977
917.253661				842.24077			
Deck	3704J		69100	Drive	11483		6943
917.253810; 917.253820				842.26003			
Cross Deck	106085X		6672BR	Drive	9684		6996
Deck	106085X		6672BR	842.26004; 842.26006			
Drive	106085X		6672BR	Belt; W/78" Belt O.C.	11296		6878
917.253830				842.26007			
Drive	106863X		6457BR	Belt	10830		6860
917.253840				842.26008			
Drive	106085X		6672BR	Belt; W/43" Belt O.C.	11483		6943
917.253991				842.26009			
Primary	110884X		6714BR	Belt; W/76" Belt O.C.			6876
Secondary	106381X		6892	842.26026			
917.353590; 917.353591				842.26027			
Blade	6943R		6892	Drive			6876
917.575123				842.26061			
Drive	758H		6857	Belt; W/43" Belt O.C.	11483		6943
917.575124				842.26062			
Drive	805H		6855	Belt; W/78" Belt O.C.	11296		6878
917.608100; 917.608150; 917.608200; 917.608500				842.26062			
Mower Drive	2692R		6983	Belt; W/35" Belt O.C.	13394		6935
917.643540; 917.643541; 917.643550; 917.643551				842.26062			
Drive	6941R		6983	Belt; W/85" Belt O.C.	13376		6985
9171.253572				842.240621			
Deck	9121R		A112	Drive; W/43" Belt O.C.	11483		6943
Saw Attachments				842.240681			
917.58016; 917.58061				842.240711; 842.240712			
Belt	7449M		6869	Auger	13394		6935
Sicklebar Attachments				842.240713			
917.57569				842.240721; 842.240722; 842.240723; 842.240724; 842.240725; 842.240726; 842.240729			
Drive	4322M		6840	Drive	11483		6943
917.60639; 917.60656; 917.251520; 917.253120				842.240731			
Drive	5308H		6565	Belt; W/58" Belt O.C.	12903		6858
Snow Blower Attachments				842.240731			
917.250662				842.260011			
Drive	1836R		6955	Auger	10242		6877
Snow Thresher Attachments				842.260031; 842.260032			
131.80371; 131.80372				842.260041; 842.260061; 842.260063			
Drive	66114		6957	Belt; W/78" Belt O.C.	11296		6878
131.80379				842.260071; 842.260072; 842.260073			
Auger	66114		6957	Belt	10830		6860
131.81170; 131.81171				842.260261			
Drive	62411		6936	Auger	11905		A49
486.24839; 486.248391; 486.248400				842.260262			
Drive	46989		6855	Belt; W/51" Belt O.C.	11905		A49
486.248460				842.260262			
Drive	46960		6940	Belt; W/91" Belt O.C.	11904		6891
536.24380				842.260621			
Belt; W/6" Dia. Pulley	50931		6853	Belt; W/35" Belt O.C.	13394		6935
Belt; W/80" Belt O.C.	308701		6980	Belt; W/85" Belt O.C.	13376		6985
842.24062				842.260622			
Drive; W/43" Belt O.C.	11483		6943	Drive; W/35" Belt O.C.	13394		6935
Drive; W/78" Belt O.C.	11296		6878	Drive; W/85" Belt O.C.	13376		6985
842.24071				842.260622			
Drive; W/35" Belt O.C.	13394		6935	Drive; W/35" Belt O.C.	13394		6935
Drive; W/85" Belt O.C.	13376		6985	Drive; W/85" Belt O.C.	13376		6985

Belts for Lawn Attachments

Application	OEM No.	Standard Belts	Premium Belts
SEARS ROEBUCK - Continued			
Snow Thrower Attachments - Continued			
917.57575 Drive	4322M		6840
917.57587 Drive	9787M		6843
917.60660 Belt; W/57" Belt O.C.	5859H		6957
P.T.O.; W/29" Belt O.C.	3568H		6929
917.62615 Eng.	5357H	3530	6953
Transaxle	5559H	3800	6980
917.80370 Drive	4703H		6948
917.80378 Auger	4703H		6948
917.80470 Eng.	5357H	3530	6953
Transaxle	5559H	3800	6980
917.99320 Auger	5859H		6957
917.250161 Drive	5357H	3530	6953
917.250530; 917.250540; 917.250650; 917.250660; 917.250661 Drive	1836R		6955
917.250680; 917.250681 Drive	1835R		6956
917.251350; 917.251351; 917.251820 Belt	5859H		6957
917.252493 Drive	8225R		6837
917.252620 Drive	5357H	3530	6953
917.253220 Drive	5859H		6957
917.253320; 917.253350 Belt	5859H		6957
917.803750 Auger	4703H		6948
917.804750 Eng. To Gear Box	5357H	3530	6953
Eng. To Trans.	5559H	3800	6980
Tiller Attachments			
917.62403; 917.62404; 917.98350; 917.251840 Drive	4897H		6837
917.251860 Drive	8225R		6837
917.251880; 917.251882; 917.251883; 917.251884; 917.251890; 917.251891 Drive	634A563		②6837
917.252370 Drive	8225R		6837
917.252460 Secondary	104022X		6843
917.252490; 917.252491; 917.252492 Drive	8225R		6837
917.TA157AR; 917.TA157BR; 917.TA188AR; 917.TT508CR; 917.TX220AR Tine	634A563		6837
Weed Cutter Attachments			
917.575125 Drive	758H		6857
917.575126 Drive	805H		6855

Application	OEM No.	Standard Belts	Premium Belts
SHAW			
Hyd. Lift Attachments			
Hyd. Lifts Drive	S3855	1330	6733
Mower Attachments			
M50 Belt	S3022		3V400
Trail Mower Drive	S3541		3V500
P.T.O. Kits			
Front Mounted Drive	S4763		6935
Sicklebar Attachments			
D4-10 Primary	S3299		6840
Secondary	S3300		6845
HD12 Primary	S3304		6848
Secondary	S3300		6845
Snow Thrower Attachments			
ST320 Primary	S3299		6840
Secondary	S3304		6848
ST330 Belt	S3472		6867
ST348 Primary	S3299		6840
SIMPLICITY			
Alternator Attachments			
1690558 Belt; W/5000 Watt Alt.			6878
Blower Attachments			
Deck Blower Belt; W/42", 46" Deck	1705563		6874
Turbo Collector Turbo Drive; W/32" Belt O.C.	1700415		6732
Turbo Drive; W/39" Belt O.C.	1679915		6739
Generator Attachments			
170 Drive	122060		6736
220 Drive; W/52" Belt O.C.	122069		6853
Drive; W/53" Belt O.C.			6853
Grass Catcher Attachments			
1691854 Drive	1711901		6835
Lawn Revitalizer Attachments			
629 Drive	108248		6848
688 Drive	105340		6996
931; 1600342 Drive	174364		6849
1690079 Drive	105340		6996
Mower Attachments			
087 Drive	174911		6844
117 Drive	109061		6828
122 Drive	174911		6844

© Two Required.

Belts for Lawn Attachments

Application	OEM No.	Standard Belts	Premium Belts	Application	OEM No.	Standard Belts	Premium Belts
SIMPLICITY - Continued				SIMPLICITY - Continued			
Mower Attachments - Continued				Mower Attachments - Continued			
153				926			
Drive	108175		6856	Drive	174911		6844
Spindle	156120		6863				
183				1540			
Drive	109061		6828	Belt	1668065		6869
190				8788			
Cross Deck	174911		6844	Drive	108505		6870
Spindle	108209		6415BR	1600416			
207				Drive	174364		6849
Cross Deck	108248		6848	1690021			
Spindle	156120		6863	Spindle	165048		6775BR
236				1690022			
Drive	174911		6844	Belt	108209		6415BR
285				1690023			
Cross Deck	108099		6844	Spindle	108505		6870
Spindle	108209		6415BR	1690074			
289				Drive	172420		A91
Drive	106723		6879	1690082			
Spindle	108151		6863	P.T.O.	176439		6424BR
333				Spindle	108209		6415BR
Spindle	156120		6863	1690083			
358				Belt	108209		6415BR
Drive	108407		6847	1690189; 1690205			
407				Drive	108505		6870
Cross Deck	174911		6844	1690210			
Spindle	108209		6415BR	Spindle	108209		6415BR
414				1690252			
Cross Deck	108458		6845	P.T.O.	176439		6424BR
Spindle			6885	Spindle	108209		6415BR
417				1690269			
Drive	176439		6424BR	Drive	108505		6870
Spindle	108151		6863	1690271			
422				P.T.O.	176439		6424BR
Spindle	108505		6870	Spindle	1656960		6811BR
501				1690273			
Cross Deck	174911		6844	Spindle	108209		6415BR
Spindle	108209		6415BR	1690274			
502				Drive	108505		6870
Cross Deck	108458		6845	1690375			
Spindle			6885	P.T.O.	1664644		6378
541				1690412			
Drive	108248		6848	Drive	1668066		6481BR
544				1690413			
Cross Deck	108248		6848	Drive	1665638		6560
Spindle	108209		6415BR	1690501			
557				P.T.O.	1666801		6640BR
Drive	170164		A75	Spindle	1656960		6811BR
576; 669				1690529			
Spindle	165048		6775BR	Drive	1664946		6857
740				1690530			
Spindle			6885	Drive	1665024		6854
784				1690575			
P.T.O.	176439		6424BR	Spindle	108209		6415BR
Spindle	108209		6415BR	1690627			
844				Arbor; W/36" Rotary Mower	1707740		6869
Spindle	108505		6870	1690670			
847				Spindle	108209		6415BR
Drive	174911		6844	1690708			
883				Belt; W/42" Deck	1668066		6481BR
Drive	174687		6873	Belt; W/44" Deck	167031		6578BR
Spindle	108151		6863	P.T.O. Deck	1601672		6799BR
885				1690709			
P.T.O.	176439		6424BR	Drive	1665638		6560
Spindle	108209		6415BR	1690710			
886				Arbor; W/36" Rotary Mower	1707740		6869
Spindle			6885				

Belts for Lawn Attachments

Lawn & Garden Equipment

Application	OEM No.	Standard Belts	Premium Belts
SIMPLICITY - Continued			
Mower Attachments - Continued			
1690769 P.T.O.	1671076		6765BR
1690838 Drive	108505	6870	
1690839 Arbor; W/36" Rotary Mower	1707740		6869
1690891 Mower Drive	1713515		6458BR
1690892 P.T.O.	1673667		6895
1691218 Arbor	1656960		6811BR
P.T.O.	1666801		6640BR
1691219 Arbor	1657044		6521BR
P.T.O.	1713515		6458BR
1691260 Drive	1700415	6732	
1691332 Spindle	1664644	6378	
1691356 Turbo Drive	1679915	6739	
1691419 Arbor	1713549		6478BR
1691423 Arbor	1668066		6481BR
1691425 Arbor	1703466		6484BR
Deck	1665638		6560
1691437 Mower	1665024		6854
1691606 Turbo Drive	1679914		6749
1691607 Turbo Drive	1679913		6745
1691662 Deck Drive; 1997-1993	1703371		6708BR
1691704 Arbor	1716854		6643BR
1691705 Arbor	1721532		6798BR
P.T.O.	1601672		6799BR
1691736 Arbor	1703466		6484BR
1691810 Drive	1700415	6732	
1691847 Arbor	1712481		6860
Drive	1712482		6878
1691849 Arbor	1712937		AX110
Drive	1712595		BX108
1691850 Arbor	1712596		AX120
Drive	1712595		BX108
1691867 Turbo Drive	1705141		6747
1691868 Turbo Drive	1705142		6738
1691993 Mower Drive	1665024		6854
1691996 Arbor	1703836		6524BR
P.T.O.	1707740		6869
1691998 Drive	1700415	6732	

Application	OEM No.	Standard Belts	Premium Belts
SIMPLICITY - Continued			
Mower Attachments - Continued			
1692003 Turbo Drive	1679914		6749
1692004 Turbo Drive	1679915		6739
1692026 Arbor	1721532		6798BR
P.T.O.	1601672		6799BR
1692030 Drive	1707956		6739
1692126; 1692127 Drive	1719746		6873
1692128 Drive	1719819		6434BR
1692257 Turbo Drive	1679914		6749
1692358 Arbor	1716854		6643BR
1692366 Arbor	1713549		6478BR
1692543 Drive	1719746		6873
1692545 Drive	1719819		6434BR
1692626 Turbo Drive	1705141		6747
1692682 Arbor	1716854		6643BR
1692684; 1692686 Arbor	1721532		6798BR
P.T.O.	1601672		6799BR
1692688 Arbor	1703836		6524BR
P.T.O.	1707740		6869
1692714 Turbo Drive	1705141		6747
1692715 Turbo Drive	1705142		6738
1692716 Turbo Drive	1707956		6739
1692744 Arbor	1718017		6684BR
1692858 Drive	1717146		6736
1692881 Arbor	1703836		6524BR
P.T.O.	1707740		6869
1692890 Arbor	1657044		6521BR
P.T.O.	1713515		6458BR
1692912 Arbor	1719819		6434BR
1692914 Arbor	1713549		6478BR
1692936 Turbo Drive	1679914		6749
1692937 Turbo Drive	1679915		6739
1693078 Arbor	1716854		6643BR
1693106 Drive	1717146		6736
1693188 Arbor	1718017		6684BR
1693225; 1693226 Turbo Drive	1705141		6747

Belts for Lawn Attachments

Application	OEM No.	Standard Belts	Premium Belts	Application	OEM No.	Standard Belts	Premium Belts
SIMPLICITY - Continued				SIMPLICITY - Continued			
Mower Attachments - Continued				Sicklebar Attachments - Continued			
1693227 Turbo Drive	1705142		6738	30" - Continued Drive; W/34" Belt O.C.; For Walking Tractor	174883		6834
1693228 Turbo Drive	1707956		6739	Drive; W/38" Belt O.C.; For Walking Tractor	121216		6838
1693235 Arbor	1703836		6524BR	210; 346; 402; 465 Drive	156120		6863
P.T.O.	1719746		6873	538 Drive	101136		A62
1693267 Arbor	1703836		6524BR	548 Drive	156120		6863
P.T.O.	1707740		6869	623; 687 Drive	101137		A66
1693418 Arbor	1657044		6521BR	707 Knife Drive	173948		6857
P.T.O.	1713515		6458BR	785 Drive	174911		6844
1693464 Arbor	1716854		6643BR	Knife Drive	174224		6866
1693527 Arbor	1719911		68117	1600197 Knife Drive	173948		6857
1693552 Arbor	1716854		6643BR	1690030 Drive	174911		6844
1693553 Arbor	1718017		6684BR	Knife Drive	174224		6866
1693554 Arbor	1721532		6798BR	Snow Thrower Attachments			
1693585 Arbor	1721533		6856	293 Drive	106723		6879
1693629 Arbor	1671076		6765BR	311 Pulley; W/35" Belt O.C.	121078		6835
P.T.O.	1722039		6525BR	Pulley; W/45" Belt O.C.	152017		B42
1693706 Turbo Drive	1720932		6737	345 Drive	106769		A54
1693792 Arbor	1716854		6643BR	419 Drive	106723		6879
1693795 Arbor	1718017		6684BR	421 Drive	106769		A54
1693825 Arbor	1719819		6434BR	476 Drive			6878
1693827 Arbor	1713549		6478BR	477 Drive	108209		6415BR
Reel 20" Drive;	174883		6834	487; 519 Drive	106769		A54
Reel 24" Drive;	1665706		6839	562 Drive	108209		6415BR
Reel 30" Drive;	1664457		6841	563; 564 Drive	106769		A54
Rotary 20" Cross Deck;	176917		6837	649; 663 Drive	174224		6866
Drive; W/31" Belt O.C.; For Walking Tractor	158573		A29	709 Drive	174486		6949
Drive; W/33" Belt O.C.; For Walking Tractor	916119		6833	745; 746 Drive	174224		6866
Rotary 24" Cross Deck; W/37" Belt O.C.; For Walking Tractor	176917		6837	882 Drive	108209		6415BR
Cross Deck; W/38" Belt O.C.; For Walking Tractor	121216		6838	4208; 5212.5; 6216 Drive	1665638		6560
Drive; W/31" Belt O.C.; For Walking Tractor	158573	2328	A29	1600225 Drive	174486		6949
Drive; W/33" Belt O.C.; For Walking Tractor	1608954		6835	1690032; 1690033 Drive; W/66" Belt O.C.	174224		6866
P.T.O.;	121078		6835	Drive; W/69" Belt O.C.	1666324		6869
Rotary 32" Cross Deck;	156231		6842	1690403; 1690513 Drive	1665638		6560
Spindle;	156120		6863	1690542 Drive	1666324		6869
P.T.O. Attachments				1690547; 1690548 Drive	1665638		6560
349; 460 Drive	121078		6835				
504; 1690159 Drive	1655069		6524BR				
Sicklebar Attachments							
30" Drive; W/33" Belt O.C.; For Walking Tractor	1608954	2328					

Lawn & Garden Equipment

Belts for Lawn Attachments

Application	OEM No.	Standard Belts	Premium Belts
SIMPLICITY - Continued			
Snow Thrower Attachments - Continued			
1690770 P.T.O.	174224		6866
1691521 Drive; 1995-1987	1703466	6484BR	
1691522 Drive; 1990-1987	1703466	6484BR	
Snow Thrower			
Auger; For Walking Tractor	174883		6834
Drive; For Walking Tractor	174911		6844
Trans.; For Walking Tractor	166172		6847
Trans.; W/46" Belt O.C.; For Walking Tractor	1650502		6422BR
Trans.; W/47" Belt O.C.; For Walking Tractor	166172		6847
Trans.; W/52" Belt O.C.; For Walking Tractor	1607967		6639BR
Tiller Attachments			
174; 392 Drive	154273		6942
Trans.; W/45" Belt O.C.	152017		B42
Trans.; W/56" Belt O.C.	105122		6956
455 Drive; W/56" Belt O.C.	105122		6956
Drive; W/64" Belt O.C.	105280		6964
Trans.	154273		6942
503 Drive	105340		6996
545 Drive	105287		B85
628 Drive	108505		6870
694 Drive	105340		6996
930 Drive	108505		6870
7116H Drive;	105340		6996
1600343 Drive	108505		6870
1690039 Drive	105340		6996
1690194 Drive	163011		6525BR
1690287 Drive	1657517		B103
1690393 Drive	163011		6525BR
1691277 Drive - Rear	1673667		6895
Tiller			
Drive; For Walking Tractor	162081		6956
Trans.; For Walking Tractor	105067		6951
Vacuum Attachments			
328 P.T.O.	123073		6891
452 Drive	161098		6839
453 P.T.O.	108505		6870
458 P.T.O.	105115		6862
533 Drive	161098		6839
537 P.T.O.	105115		6862
547 P.T.O.	108505		6870

Application	OEM No.	Standard Belts	Premium Belts
SIMPLICITY - Continued			
Vacuum Attachments - Continued			
619 Drive	161098		6839
909 Drive	1665706		6839
P.T.O.	108505		6870
1690024 Drive	161098		6839
P.T.O.	108505		6870
1690402 P.T.O.	1665666		6977
1690503 Drive	1665706		6839
P.T.O.	1713549		6478BR
1690990 Fan	1677468		6965
Weed Cutter Attachments			
370 Drive	108151		6863
Spindle	124025		6830
SNAPPER			
Mower Attachments			
4ST22 Blade	10109		6840
Trans.	10108		6824
6ST27 Blade	10253	2450	6845
Trans.	10108	2240	6824
21ESP; 21GSP Blade	10419	2260	6826
Wheel Drive	10056	2270	6827
21HD Spindle	10034	2290	6829
21HDLP Spindle; W/29" Belt O.C.	10034	2290	6829
Spindle; W/34" Belt O.C.	10467		6852
22ALP Trans.	10836	1390	6739
22HD Spindle	10851		6844
22L; 22LP Spindle	10747		6856
Trans.	10748		6834
26L; 26LP Spindle	10678		6868
Trans.	10729		6843
31HDL Spindle	10034	2290	6829
32142 Blade	76353		6986
Traction	76497		6441BR
Trans.	76498		6936
80199 Deck	19580		6386
80299 Deck	19594		6385
80499 Deck	19578		6384
481252 Blade To Blade	76676		6952
Eng. To Blade			6994
Traction	76497		6441BR
Trans.	76680		6937
M10 Trans.	10708	2450	6845

© Two Required.

Belts for Lawn Attachments

Lawn & Garden Equipment

Application	OEM No.	Standard Belts	Premium Belts	Application	OEM No.	Standard Belts	Premium Belts
SNAPPER - Continued				SPEEDEX			
Mower Attachments - Continued				Mower Attachments			
PMA7360				3 Blade Mower			
Eng. To Deck	38624		6983	Eng. To Variable Speed;	3926934		6934
PMA7480				Variable Speed To Axle;			6853
Blade To Blade	19205		6952	Belt;			6885
Pro 52				432 - CD Mower			
Traction	76497		②6441BR	Mower Drive;	3912510		6851
Series 1				Eng. To Variable Speed;	3912400		6840
Eng. To Drive	12508		6534BR	Variable Speed To Axle;	3930250		3V250
SP19C				436 - CD Mower			
Spindle	10085		6835	Mower Drive;	3911053		6855
Trans.	10084		6823	Eng. To Variable Speed;	3912390		6839
SP20B; SP20C; SP20D				Variable Speed To Axle;	3930280		②3V280
Spindle	10034	2290	6829	437 - RA Mower			
Wheel Drive	10063	2290	6829	Mower Drive;	3916854		6852
SP21D SP				444 - CD Mower			
Blade	11887		6534BR	Eng. To Variable Speed;	3926947		6947
Spindle	10056	2270	6827	Variable Speed To Axle;	3930300		②3V300
Trans.	10063	2290		445 - RA Mower			
ST19C				Eng. To Variable Speed;	3912640		6864
Spindle	10085		6835	Mower Drive;	3926680		6964
Trans.	10084		6823	Variable Speed To Axle;	3923640		6964
ST22				448 - RA Mower			
Spindle	10109		②6840	Eng. To Variable Speed;			6927
Trans.	10708	2450	6845	Mower Drive;			6958
ST25				Variable Speed To Axle;			6956
Spindle	10451	2410	6841	Brush Bass			
Trans.	10084		6823	Belt			6944
ST27				Front Mount Mower			
Spindle; W/44" Belt O.C.	10252		6844	Belt; W/36" Deck	3923260		6926
Spindle; W/45" Belt O.C.	10253		6845	Belt; W/44" Deck	3923300		6930
Trans.	10708	2450	6845				
SV21P				Shredder Attachments			
Blade	10849	1255	6380	Shredders			
T10				Belt;			6864
Trans.	10708	2450	6845	Sicklebar Attachments			
TE2				42"			
Spindle	10063	2290	6829	Belt;	3923440		6950
V21P4; V21PS; V21XP; V21XPS				46"			
Blade	10849	1255	6380	Belt;	3923440		6853
Z4804M				Snow Throter Attachments			
Blade			A100	36"			
Deck			6985	Belt;			6864
				44"			
				Belt;			
Snow Throter Attachments				Tiller Attachments			
360LTS				Tiller			
Blower	13939		6376	Belt; W/5 H.P. Eng.			6850
Drive; W/36" Belt O.C.	14716		6836	Belt; W/8 H.P. Eng.			6837
Drive; W/39" Belt O.C.	14717		6839				
60376				SPRINGFIELD			
Idler			6854	Mower Attachments			
82099				BM425			
Blower; W/36 3/4" Belt O.C.	13939		6376	Direct Drive; W/88" Belt O.C.	81A086		6888
Carrier To Blower; W/100" Belt O.C.	14225		68100	Direct Drive; W/122" Belt O.C.	81A120		A120
82597; 82598				MD472			
P.T.O.	14716		6836	Deck; W/72" Deck	81B180		B180
82889				MR448			
P.T.O.	23282		6835	Drive; W/48" Rotary Mower	81A128		A128
83699				MR460			
P.T.O.; W/39" Belt O.C.	14717		6839	Drive; W/60" Rotary Mower	81A144		A144
P.T.O.; W/40" Belt O.C.	14955		6840	MR472			
				Drive; W/72" Rotary Mower	81A180		A180
Tiller Attachments				MX460			
60330				Belt	81B158		B158
Belt	12561		6854	Reel Mower			
Vacuum Attachments				Belt;			
Vacuums					2512	3350	6935
P.T.O.			6864				

② Two Required.

Belts for Lawn Attachments

Application	OEM No.	Standard Belts	Premium Belts
SPRINGFIELD - Continued			
Mower Attachments - Continued			
RM74			
Drive	83A045		6847
Tractor Drive	83A043		6845
Rotary Mower			
Belt; W/30" Belt O.C.	61D35	2300	6830
Belt; W/31" Belt O.C.	61TR83	2310	6831
Rotary Sweeper Attachments			
RS350			
Brush			6889
Drive; W/90" Belt O.C.	81A088		6890
Drive; W/42" Belt O.C.	81A040		6842
Snow Thrower Attachments			
62SB; 62SBE			
Belt;	59080		6835
SB-48A			
Main Drive; W/65" Belt O.C.	81BX62		BX62
Main Drive; W/71" Belt O.C.	81BX68		BX68
P.T.O.; W/55" Belt O.C.	81A53		6855
P.T.O.; W/61" Belt O.C.	81A59		6861
Stump Grinder Attachments			
Stump Grinder			
Belt			6846
Trencher Attachments			
Trencher			
Belt			6954
STEINER TURF			
Reel Mower Attachments			
RM74			
Drive;	83A045		6847
Drive; W/45" Belt O.C.	83A043		6845
TORO			
Aerator Attachments			
Aerator			
Belt;	27144	3300	6930
Edger/Trimmer Attachments			
Edger/Trimmer			
Belt; Ser. No. 40127, 40406, 41100, 41101, 41103, 41108; W/25" Belt O.C.; For Power Handle	27129	2250	6825
Belt; Ser. No. 40127, 40406, 41100, 41101, 41103, 41108; W/33" Belt O.C.; For Power Handle	27159	2330	6833
Belt; Ser. No. 41210, 41211, 41212, 41213, 41219; For Power Handle	27133	2310	6831
Generator Attachments			
Generator			
Belt;	2714	2300	6830
Pump;	27139		6850
Mower Attachments			
0-5722; 05-36MR01; 05-36MR02; 05-36MR03; 05-36MR04; 05-36MR05; 05-36MS01; 05-36MS02; 5-0622; 65-36MS01			
Deck Drive	102741		6638BR
75-36MS01; 75-36MS02; 75-36XR01; 75-36XR02; 85-36MR01; 85-36MS01; 85-42MR01; 85-42MS01; 85-48MS01; 95-36MR00			
Deck Drive	102741		6638BR
95-36MR01; 95-36MS00; 95-36MS01; 95-42MR01; 95-42MR02; 95-42MS00; 95-48MS00			
Deck Drive	102741		6638BR
30162			
Cross Deck	446260		6409BR

Application	OEM No.	Standard Belts	Premium Belts
TORO - Continued			
Mower Attachments - Continued			
30162 - Continued			
Deck Drive	741330		6573BR
30355			
Gear Box; W/Rear Discharge	938457		6696BR
30372; 30373			
Deck Drive	938457		6696BR
30548			
Cross Deck	570240		6570BR
30555; 30560			
Cross Deck	271160		6571BR
30562; 30564			
Cross Deck	446260		6409BR
Deck Drive	741330		6573BR
30575			
Deck	570240		6570BR
30591; 30593			
Deck Drive	938457		6696BR
30716			
Gear Box	938457		6696BR
30747			
Deck	570240		6570BR
35620			
Cross Deck	271160		6571BR
57358			
Belt; W/44" Deck	576990		6882
78300; 78305; D5-36MR01			
Deck Drive	102741		6638BR
Homelawn Reel Mower			
Belt; Ser. No. 4021; For Power Handle	27129	2250	6825
Belt; Ser. No. 08108; For Power Handle	2713	2240	6824
Belt; Ser. No. 10210, 10219, 10610, 10611, 10612, 10613, 10618, 10619; For Power Handle	27143	2230	6823
Belt; Ser. No. 10411, 10412, 10413; For Power Handle	27157	1250	6725
Reel Mower			
Belt; W/34" Belt O.C.; For Lawn Mower	27158	2340	6834
Belt; W/39" Belt O.C.; For Lawn Mower	27181	2390	6839
Rotary Mower			
Belt; W/17" Belt O.C.; Ser. No. 20212, 20213; W/21" Deck; For Power Handle	31183	1170	6717
Belt; W/30" Belt O.C.; Ser. No. 20212, 20213; W/21" Deck; For Power Handle	31182		6730
Belt; W/37" Belt O.C.; For Lawn Mower	27173	2370	6837
Belt; W/47" Belt O.C.; Ser. No. 20212, 20213; W/21" Deck; For Power Handle	34577		6847
Belt; W/50" Belt O.C.; For Lawn Mower	31560	2500	6850
Belt; W/20" Deck; For Power Handle	27166	3240	
Blade; W/23" Belt O.C.; Ser. No. 20210; For Power Handle	31662	2230	6823
Blade; W/47" Belt O.C.; Ser. No. 20210; For Power Handle	34577		6847
Blade; Ser. No. 20310, 20311; For Power Handle	34577		6847
Blade; Ser. No. 20313; For Power Handle	34577		6847
Blade; Ser. No. 21000, 21003; For Power Handle	35856		6853
Blade; Ser. No. 40207; W/21" Deck; For Power Handle	27171	1450	6745
Blade; Ser. No. 43108; W/22" Deck; For Power Handle	27171	1450	6745
Blade; Ser. No. 43109; W/22" Deck; For Power Handle	27171	1450	6745
Drive; W/28" Belt O.C.; Ser. No. 20210; For Power Handle	34663	1280	6728
Drive; W/32" Belt O.C.; Ser. No. 20210; For Power Handle	37274		6732
Drive; Ser. No. 20313; For Power Handle			6731
Drive; Ser. No. 21000, 21003; For Power Handle	35857	1270	6727
Drive; Ser. No. 40207; W/21" Deck; For Power Handle	27172	2260	6826
Drive; Ser. No. 43109; W/22" Deck; For Power Handle	27172	2260	6826
Eng. To Pulley; Exc. Ser. No. 20211; W/21" Deck; For Power Handle	31662	2230	6823

Belts for Lawn Attachments

Application	OEM No.	Standard Belts	Premium Belts
TORO - Continued			
Mower Attachments - Continued			
Rotary Mower - Continued			
Eng. To Pulley; Ser. No. 20211; W/21" Deck; For Power Handle	32733		6825
Pulley To Drive; Ser. No. 20211; W/21" Deck; For Power Handle	31663	1270	6727
Traction; Ser. No. 20310, 20311; For Power Handle	37274		6732
Traction; Ser. No. 43108; W/22" Deck; For Power Handle	27129	2250	6825
Sportlawn Reel Mower			
Belt; W/20", 25" Deck; For Power Handle	27143	2230	6823
Belt; W/21" Deck; For Power Handle	27157	1250	6725
Snow Thrower Attachments			
32"			
Belt;			3V670
36"			
Belt;	496950		6858
Snow Hound			
Belt; Ser. No. 31000; For Power Handle	27110	3310	6931
Belt; Ser. No. 31001, 31101; For Power Handle	27183	3310	6931
Belt; Ser. No. 31002, 31003; For Power Handle	34058	2300	6830
Belt; Ser. No. 31009; For Power Handle	27144	3300	6930
Belt; Ser. No. 31100; For Power Handle	27180	3280	
Belt; Ser. No. 31108, 31109, 40106; For Power Handle	27138	3290	6929
Belt; Ser. No. 31210; For Power Handle	36044	2290	6829
Sprayer Attachments			
Sprayer			
Belt;	27169	2700	6870
Tiller Attachments			
Tiller			
Belt; Ser. No. 38121, 38122, 38123; For Power Handle	27191		6948
Drive; Ser. No. 38100, 38108, 38110, 38118; For Power Handle	27168		6943
TRACTOR SUPPLY			
Mower Attachments			
44-1885			
Belt; W/32" Deck	7540113		6948
1899			
Blade	9303		6725
Snow Thrower Attachments			
1898			
Eng. To Blower; W/6, 7 H.P. Eng.	13072		A70
Eng. To Blower; W/8, 10, 12 H.P. Eng.	18263		6844
TROY BILT			
Mower Attachments			
42" Mower Deck			
Blade	1728133		6892
P.T.O. Attachments			
P.T.O.			
Drive	1741578		6843
TUFF-BILT			
Generator Attachments			
Gen. 5000W			
Belt	115111BX38		②BX38
Mower Attachments			
42" Mower			
Belt	115111B173		B173
Clutch	115111BX38		BX38
Drive	115111B144		B144

Application	OEM No.	Standard Belts	Premium Belts
TUFF-BILT - Continued			
Mower Attachments - Continued			
59" Mower			
Blade Drive	115111B210		B210
Clutch	115111BX38		BX38
60" Mower			
Clutch	115111BX38		BX38
Drive	115111B158		B158
UNICO			
Mower Attachments			
Rotary Mower			
Belt; W/48" Belt O.C.	7540113	3480	6948
Belt; W/105" Belt O.C.	7540125		6428BR
Snow Thrower Attachments			
Tractor			
Belt; W/7 H.P. Eng.	7540113	3480	6948
UNIVERSAL PROCESS CO.			
Mower Attachments			
36" Mower			
Belt	2480		6848
44" Mower			
Belt	3450	3450	6945
WESTERN AUTO			
Mower Attachments			
193-762; 193-962			
Blade; W/105" Belt O.C.	7540125		6428BR
Eng. To Deck	7540180		6510BR
2642			
Blade	11793		6989
Eng. To Deck	36806		6953
2648			
Blade	200982		6878
Eng. To Deck			6981
3666; 3769; 5511			
Blade	9303	1250	6725
7142			
Blade			6866
7148			
Blade	200982		6878
Eng. To Deck			6981
7551			
Blade	7540125		6428BR
7552			
Eng. To Deck	7540180		6510BR
Mower - Lawn Mower			
Blade - Left	60D56	2310	6831
Blade - Right	60D57	2300	6830
Snow Thrower Attachments			
2552; 2553			
Eng. To J.S.	37756		6856
J.S. To Snow Thrower; W/83" Belt O.C.	37757		6883
J.S. To Snow Thrower; W/86" Belt O.C.	209581		6886
2556			
Eng. To J.S.	37756		6856
J.S. To Snow Thrower	212261		6887
2607			
Eng. To Blower	38263	2450	6845
10136			
Eng. To J.S.	37756		6856
J.S. To Snow Thrower	212261		6887
Tiller Attachments			
2531			
Secondary			6840

② Two Required.

Belts for Lawn Attachments

Lawn & Garden Equipment

Application	OEM No.	Standard Belts	Premium Belts
WHEEL HORSE			
Cutter Bar Attachments			
CBR36			
Belt; W/28" Belt O.C.	1577		6828
Belt; W/37" Belt O.C.	1578		6737
Generator Attachments			
97-30GN; 97-50GN			
Belt	107740		6984
Mower Attachments			
05-32YS01			
Spindle	8430		6859
05-36MR01; 05-36MR03; 05-36MR04; 05-36MS01			
Drive	102741		6638BR
Spindle	8411	2770	6877
05-36XR01; 05-36XR04; 05-36XR05; 05-36XS01			
Drive	106533		6840
Spindle	106751		6880
05-36YR01			
Drive	102741		6638BR
Spindle	8411	2770	6877
05-37MS05; 05-37MS06			
Drive	108195		6867
Spindle	110082		A46
05-37SL01			
Belt	113141		6876
05-42MR01; 05-42MR02; 05-42MR03; 05-42MR04			
Drive	108834		6898
Spindle	106125		6889
05-42MS01; 05-42MS02			
Spindle	6738		6886
05-42RK01			
Drive	113912	2440	
Spindle	106516		A81
05-42SB05			
Drive			6841
Spindle	106516		A81
05-42SK01			
Drive	114718		6846
Spindle	106516		A81
05-42SM04			
Drive			6841
Spindle	106516		A81
05-42SY01			
Drive	116160		6972
05-42XR05; 05-42XR06			
Drive			6841
Spindle	106516		A81
05-48MS01; 05-48MS02			
Spindle	1594		6781BR
05-48XS01; 05-48XS02			
Drive			68105
Spindle	1594		6781BR
5-0200; 5-0201			
Blade	8976		6855
Main Drive	8975		6858
5-0400			
Traction	104290	1293	
5-0481			
Blade	1594		6781BR
Deck	9783		6871
5-0600; 5-0601			
Drive	9360		6896
Mower	8411	2770	6877
5-0602			
Blade	8411	2770	6877
Deck	102607		6889
5-0611			
Drive	8412		6886

Application	OEM No.	Standard Belts	Premium Belts
WHEEL HORSE - Continued			
Mower Attachments - Continued			
5-0611 - Continued			
Mower	8411	2770	6877
5-0620			
Blade	8411	2770	6877
Deck	102607		6889
5-0621; 5-0622			
Mower; W/89" Belt O.C.	102607		6889
Mower; W/97" Belt O.C.	102741		6638BR
Spindle	8411	2770	6877
5-0701; 5-0702			
Drive	8412		6886
Mower	8411	2770	6877
5-0710; 5-0711			
Drive	9360		6896
Mower	8411	2770	6877
5-0720			
Blade	8411	2770	6877
Deck	102607		6889
5-0721; 5-0722			
Mower; W/89" Belt O.C.	102607		6889
Mower; W/97" Belt O.C.	102741		6638BR
Spindle	8411	2770	6877
5-1000; 5-1001			
Blade	9782		6869
Drive	6738		6886
5-1010; 5-1011			
Deck; W/86" Belt O.C.	6738		6886
Deck; W/103" Belt O.C.	102742		6378
Deck; W/107" Belt O.C.	1594		6781BR
5-1200; 5-1201; 5-1202			
Blade	1594		6781BR
Deck	9783		6871
5-1210; 5-1211			
Deck; W/86" Belt O.C.	6738		6886
Deck; W/103" Belt O.C.	102742		6378
Deck; W/107" Belt O.C.	1594		6781BR
5-1220; 5-1221			
Drive			68105
Eng. To Deck			B103
Spindle	1594		6781BR
5-1361; 5-1362			
Blade	1563	2390	
Speed Drive	1578		6737
5-1421			
Blade	6738		6886
Main Drive	6737		6869
5-1422; 5-1423			
Blade	9782		6869
Drive	6738		6886
5-1481			
Blade; W/71" Belt O.C.	6771		6871
Blade; W/107" Belt O.C.	1594		6781BR
5-1482; 5-1483			
Blade	1594		6781BR
Deck	9783		6871
5-2321; 5-2322; 5-2361; 5-2362			
Drive	1578		6737
Spindle	7430		6828
5-2365			
Drive	8412		6886
Mower	8411	2770	6877
5-3322			
Blade	1555		6844
5-5481			
Blade	1594		6781BR
Main Drive	1595		6867
5-7361; 5-7362			
Drive	8412		6886

Belts for Lawn Attachments

Application	OEM No.	Standard Belts	Premium Belts	Application	OEM No.	Standard Belts	Premium Belts
WHEEL HORSE - Continued				WHEEL HORSE - Continued			
Mower Attachments - Continued				Mower Attachments - Continued			
5-7361; 5-7362 - Continued				85-48MS			
Mower	8411	2770	6877	Deck; W/86" Belt O.C.	6738		6886
5-7365; 5-7366				Deck; W/103" Belt O.C.	102742		6378
Drive	9360		6896	Deck; W/107" Belt O.C.	1594		6781BR
Mower	8411	2770	6877	85-48XS			
5-8321				Drive			68105
Blade	8976		6855	Eng. To Deck			B103
Drive	8975		6858	Spindle	1594		6781BR
15-42RC01				95-32MS			
Drive	108834		6898	Belt	107298		6872
Spindle	106125		6889	95-36MR; 95-36MS			
15-42SC01; 15-42SC02; 15-48SC01; 15-48SC02				Drive	102741		6638BR
Belt; W/42" Spindle	6738		6886	Spindle	8411	2770	6877
Belt; W/48" Spindle	1594		6781BR	95-36XR; 95-36XS			
Drive	102742		6378	Deck	106533		6840
63-05BF				Spindle	106751		6880
Blade	225360		6863	95-36YR			
65-36MS; 65-36XR				Drive	107320		6860
P.T.O.	102741		6638BR	Spindle	8411	2770	6877
Spindle	8411	2770		95-42MR			
65-42MR				Mower	102741		6638BR
Mower	102741		6638BR	Spindle	106125		6889
Spindle	6738		6886	95-42MS			
65-42MS; 65-48MS				Deck; W/86" Belt O.C.	6738		6886
Deck; W/86" Belt O.C.	6738		6886	Deck; W/103" Belt O.C.	102742		6378
Deck; W/103" Belt O.C.	102742		6378	Deck; W/107" Belt O.C.	1594		6781BR
Deck; W/107" Belt O.C.	1594		6781BR	95-42XR			
65-48XS				Drive	106523		6841
Drive			68105	Spindle	106516		A81
Eng. To Deck			B103	95-48MS			
Spindle	1594		6781BR	Deck; W/86" Belt O.C.	6738		6886
73-05BF				Deck; W/103" Belt O.C.	102742		6378
Blade	225360		6863	Deck; W/107" Belt O.C.	1594		6781BR
75-36MR				95-48XS			
Drive	105477		6840	Drive			68105
Mower	105476		A78	Eng. To Deck			B103
75-36MS; 75-36XR				Spindle	1594		6781BR
P.T.O.	102741		6638BR	95-48XS			
Spindle	8411	2770		Drive			68105
75-36XS				Eng. To Deck			B103
Drive	105477		6840	Spindle	1594		6781BR
Mower	105476		A78	RL366; RL367			
75-42MR				Belt; W/37" Belt O.C.	1578		6737
Mower	102741		6638BR	Belt; W/39" Belt O.C.	1563	2390	6839
Spindle; Early	6738		6886	RL426			
Spindle; Late	106125		6889	Belt; W/69" Belt O.C.	6737		6869
75-42MS; 75-48MS				Belt; W/86" Belt O.C.	6738		6886
Blade	1594		6781BR	RL486; RL487			
Deck	102742		6378	Belt; W/71" Belt O.C.	6771		6871
Spindle	6738		6886	Belt; W/107" Belt O.C.	1594		6781BR
75-48XS				RM323; RM324			
Deck	1594		6781BR	Belt; W/28" Belt O.C.	7430		6828
85-36MR; 85-36MS				Belt; W/37" Belt O.C.	1578		6737
Drive	102741		6638BR	RM326; RM327			
Spindle	8411	2770	6877	P.T.O.	1577		6828
85-36XR; 85-36XS				Spindle	1578		6737
Deck	106533		6840	RM363; RM364			
Spindle	106751		6880	Belt; W/28" Belt O.C.	7430		6828
85-42MR				Belt; W/37" Belt O.C.	1578		6737
Mower	102741		6638BR	RM366; RM367			
Spindle	106125		6889	P.T.O.	1577		6828
85-42MS				Spindle	1578		6737
Deck; W/86" Belt O.C.	6738		6886	RM425			
Deck; W/103" Belt O.C.	102742		6378	Mower			②6829
Deck; W/107" Belt O.C.	1594		6781BR	RM3262			
85-42XR				Belt; W/28" Belt O.C.	7430		6828
Drive	106523		6841	Belt; W/37" Belt O.C.	1578		6737
Spindle	106516		A81	RMR32			
85-48MS				Belt; W/24" Belt O.C.	1554	2240	6824
Deck; W/86" Belt O.C.	6738		6886	Belt; W/30" Belt O.C.	1561		6830
Deck; W/103" Belt O.C.	102742		6378	RMR483; RMR484; RMR485			
Deck; W/107" Belt O.C.	1594		6781BR	Belt; W/67" Belt O.C.		2670	6867

② Two Required.

Belts for Lawn Attachments

Application	OEM No.	Standard Belts	Premium Belts
WHEEL HORSE - Continued			
Mower Attachments - Continued			
RMR483; RMR484; RMR485 - Continued			
Belt; W/107" Belt O.C.	1594		6781BR
RMR3661; RMR3662			
Belt; W/28" Belt O.C.	7430		6828
Belt; W/37" Belt O.C.	1578		6737
P.T.O. Kits			
8-3211			
Belt	7776		6885
66			
Drive; W/37" Belt O.C.	1552	2370	6837
Drive; W/42" Belt O.C.	1550	2420	6842
Sicklebar Attachments			
7-1311; 7-1312; SML506; SMS506			
Belt; W/38" Belt O.C.	6573		6838
Belt; W/59" Belt O.C.	1588		6859
Snow Thrower Attachments			
06-42ST01; 06-42ST02			
Drive	9750		6969
06-48ST01; 06-48SX01			
Drive	200170		6853
6-0201; 6-0202			
Belt	102743		B64
6-1211			
Belt	1576		6870
6-2211; 6-3211			
Drive	1589		6857
6-3251			
Belt	100129		6950
6-6213			
Drive	9750		6969
6-7212			
Auger	8677		6852
6-7451; 6-7452			
Drive	200170		6853
6-9111			
Belt	8231		6870
6-9112			
Drive	9750		6969
6-9121; 6-9122			
Belt	8160		6983
6-9131			
Belt	102743		B64
66-42ST; 76-42ST			
Drive	9750		6969
76-48ST01			
Drive	200170		6853
86-42ST			
Drive	9750		6969
86-48ST01; 86-48SX01			
Drive	200170		6853
96-42ST			
Drive	9750		6969
96-48ST01; 96-48SX01			
Drive	200170		6853
79360			
Belt	9750		6969
ST374; ST375; ST376			
Belt	1576		6870
ST400; ST500; ST550			
Trans.	1569		6829
Tiller Attachments			
7-1211; RT366; RT367			
Forward	1586		6876

Application	OEM No.	Standard Belts	Premium Belts
WHEEL HORSE - Continued			
Tiller Attachments - Continued			
7-1211; RT366; RT367 - Continued			
Reverse	7358		6866
Vacuum Attachments			
7-2612; 7-2613; 67-42VC; 77-42VC; 77-42VX			
Drive	1594		6781BR
Impeller	1580		6831
WHITE OUTDOOR PRODUCTS			
Mower Attachments			
0042T			
Deck; W/48" Belt O.C.	9003007		6848
Deck; W/53" Belt O.C.	9003006		6853
52" Mower Deck			
Belt; W/123" Belt O.C.	9003005B		B120
62" Mower Deck			
Drive;	9003012		BX55
990-031			
Blade	7540125		6428BR
990-206			
Deck	320063541		6354
993			
Belt; W/50" Deck	7540197		6604BR
Snow Thrower Attachments			
486			
Drive	7540185		6849
491			
Drive	7540299		6849
756			
Drive; W/48" Belt O.C.	7540283A		6848
Drive; W/52" Belt O.C.			6852
830			
Drive	7540229		6852
832; 930			
Drive	7540206		6850
Tiller Attachments			
766			
Drive	7540253		6843
WHITE STORES			
Mower Attachments			
87-90			
Eng. To Deck	7540113	3480	6948
87-126			
Blade	7540125		6428BR
WOODS			
Mower Attachments			
9144 Bat Wing			
Deck - Center	28975		B103
Deck - Left & Right	29010		B83
YANMAR			
Mower Attachments			
Ranger			
Blade			6978
Drive			B105
YMR48			
Blade			6964
YMR59; YMR60			
Blade	055111		ⓈB71

© Two Required.

Belts for Lawn Attachments

Application	OEM No.	Standard Belts	Premium Belts
YARD-MAN			
Mower Attachments			
6992-0-6			
Deck	7540197		6604BR
19765			
Blade	7540250		6853
Deck	7540251		6809BR
19798C			
Blade; W/36" Deck	7540250		6853
Trans.; W/36" Deck	7540214		6850
19931			
Blade To Blade	7540260		5716
Eng. To Deck	7540230		6755BR
19935			
Blade	7540230		6755BR
Deck	7540246		6354
19957			
Deck	7540230		6755BR
19958			
Drive	7540230		6755BR
Spindle	7540215		6379
19982-0			
Deck	7540125		6428BR
19992-0; 19993			
Deck	7540197		6604BR
Y834P			
Deck - Left	7540364		6482BR
Deck - Right	7540291		6641BR
P.T.O. Kits			
19952			
P.T.O.	7540229		6852
Snow Thrower Attachments			
190-930A			
Lower Drive	7540236		6885
Upper Drive	7540206	2500	6850
3520-0			
Belt			6840
3530-0			
Belt			6836
19469			
Auger	7540236		6885
Deck	7540185		6849
19471			
Drive	7540108	2460	6846
19930; 19930-1			
Auger	7540236		6885
Drive	7540206		6850
Tiller Attachments			
19766			
Drive	7540253		6843

Belts and Coolant Hose for Combines Alphabetical

Order Belts and Hose by Our Number. Manufacturers' Part Number is shown for reference only.

Application	Mfr. No.	Part No.	Application	Mfr. No.	Part No.
AMADAS INDUSTRIES			CASE - Continued		
9900			800SP		
John Deere 6-Cyl. 8.1 L Diesel			Case 709D Diesel		
2003			1962-1959		
Belt - Elevator J.S. & Cleaner Fan	C75	C75	Belt - Fan & Gen.	A20383	▲9510HD
Belt - Hyd. Pump - Left Side	C75	C75	Belt - Hyd. Pump	F8047	TR22545
Belt - Elevator Fan	2B85	2/B85	Case 719G		
2000			1962-1959		
Belt - Elevator Fan	C75	C75	Belt - Fan & Gen.	A20383	▲9510HD
Belt - Hyd. Pump	C75	C75	Belt - Hyd. Pump	F8047	TR22545
Belt - Spreader	B225	B225	Case A251G		
9960			1962-1959		
John Deere 6-Cyl. 6.8 L Diesel			Belt - Fan & Gen.		
2006			Belt - Hyd. Pump		
Belt - Elevator Fan J.S.	C75	②C75	Hose - Upper		
Belt - Hyd. Pump	C75	C75	▲9505HD		
Belt - Unloader Auger; W/Hyd. Pump	C67	②C67	TR22545		
2005-2004			23562		
Belt - Elevator Fan J.S.	C75	②C75	Case A267D Diesel		
Belt - Hyd. Pump	C75	C75	1962-1959		
Belt - Unloader Auger; W/Hyd. Pump	C67	②C67	Belt - Fan & Gen.		
Belt - Vine Spreader	B225	B225	Belt - Hyd. Pump		
2003			Hose - Upper		
Belt - Elevator Fan J.S.	C75	②C75	A11444		
Belt - Hyd. Pump - Left Side	C75	C75	F8047		
CASE			TR22545		
120SP			23562		
Case 400			900SP		
1956			Chrysler 6-Cyl. 225		
Hose - Upper; (1 3/4" I.D.)		24228	1966-1965		
Hose - Lower		②20065	Belt - Fan & Gen.		
		or ●25472	Belt - Gov.		
150			Hose - Upper		
Case 400			7555		
1958-1956			7440		
Belt - Fan & Gen.	011139AB	▲9490HD	●25476		
Hose - Upper		②23562	960		
Hose - Lower		●26509	Chrysler 6-Cyl. 225		
600SP			1970-1961		
Case			Belt - Fan & Gen.		
1965-1961			Belt - Gov.		
Belt - Fan, W.P. & Gen.	A49149	▲9476HD	Hose - Upper		
Belt - Hyd. Pump	F22503	TR22461	7555		
Belt - V.P.		7335	7440		
Hose - Upper		②20611	●25476		
		or ●26510	1000SP		
Hose - Lower		●26603	Case 709BF Diesel		
660SP			1962-1959		
Case A201D Diesel			Belt - Fan & Gen.		
1970-1961			Belt - Hyd. Pump		
Belt - Fan, W.P. & Gen.	A49149	▲9476HD	F8047		
Belt - Hyd. Pump	F22503	TR22461	▲9510HD		
Belt - V.P.		7335	TR22545		
Hose - Upper		●26510	Case 719BF		
Case A201G			1962-1959		
1970-1961			Belt - Fan & Gen.		
Belt - Fan, W.P. & Gen.	A49149	▲9476HD	Belt - Hyd. Pump		
Belt - Hyd. Pump	F22503	TR22461	F8047		
Belt - V.P.		7335	▲9510HD		
Hose - Upper		②20611	TR22545		
		or ●26510	23562		
Hose - Lower		●26603	1010SP		
Case 4-Cyl. 284			Case 4-Cyl. 284		
1965-1963			1965-1963		
Belt - Fan & Gen.	A11444	▲9505HD	Belt - Fan & Gen.		
Belt - Hyd. Pump	F8047	TR22545	Belt - Hyd. Pump		
Hose - Upper		23562	Hose - Upper		
Case 4-Cyl. 301 Diesel			23562		
1965-1963			Case 4-Cyl. 301 Diesel		
Belt - Fan & Gen.	A11444	▲9505HD	1965-1963		
1010SP			Belt - Fan & Gen.		
Case 4-Cyl. 284			A11444		
1965-1963			▲9505HD		
Belt - Fan & Gen.	A11444	▲9505HD	TR22545		
Belt - Hyd. Pump	F8047	TR22545	23562		
Hose - Upper		23562	Case 4-Cyl. 301 Diesel		
Case 4-Cyl. 301 Diesel			1965-1963		
1965-1963			Belt - Fan & Gen.		
Belt - Fan & Gen.	A11444	▲9505HD	A11444		

② Two Required.
● Vulco-Flex® Coolant Hose.

② Cut to Fit.
▲ Standard Belt May Also Be Available.

Belts and Coolant Hose for Combines Alphabetical

Application	Mfr. No.	Part No.
CASE - Continued		
1010SP - Continued		
Case 4-Cyl. 301 Diesel - Continued		
1965-1963 - Continued		
Belt - Hyd. Pump	F8047	TR22545
Hose - Upper		23562
1060		
Chrysler LH318		
1970-1961		
Belt - Fan & Gen.	F12793	7525
Belt - Gov.	F12672	7460
Belt - Hyd. Pump	F8047	TR22545
Hose - Upper		●25476
1160; 1660		
Chrysler LH318		
1970-1961		
Belt - Fan & Gen.	F12793	7525
Belt - Gov.	F12672	7460
Belt - Hyd. Pump	F8047	TR22545
Hose - Upper		●25476
Chrysler LH318 Diesel		
1970-1961		
Belt - Fan & Gen.	F12793	7525
Belt - Gov.	F12672	7460
Belt - Hyd. Pump	F8047	TR22545
Hose - Upper		●25476
SP9		
Case D		
1955-1949		
Belt - Fan; Ser. No. 5502386 & Before	02696AB1	TR30467
Belt - Gen.	06344AB	TR24438
Hose - Upper; (1 3/4" I.D.)		24228
Hose - Lower		✂20065
	or	●25472
SP12		
Case D		
1956-1949		
Belt - Fan; Ser. No. 5502386 & Before	02696AB1	TR30467
Belt - Gen.	06344AB	TR24438
Hose - Upper; (1 3/4" I.D.)		24228
Hose - Lower		✂20065
	or	●25472
CASE IH		
1620		
Case 6-Cyl. 358 Diesel		
1992-1990		
Belt - A.C.; W/41 7/8" Belt O.C.	1250587C1	▲9415HD
Belt - A.C.; W/54 3/8" Belt O.C.	280210C2	▲9540HD
Belt - Aux. Pump	191288C2	C92
Belt - Fan & Alt.	J911565	▲K080580HD
Belt - Feeder; W/O Rock Trap	186377C1	C128
Belt - Tailings Elevator	674965R1	C101
1989-1986		
Belt - A.C.	280210C2	▲9540HD
Belt - Aux. Pump	191288C2	C92
Belt - Fan & Alt.	130724C91	②▲9700HD
Belt - Feeder; W/O Rock Trap	186377C1	C128
Belt - Tailings Elevator	674965R1	C101
1640		
Case 6-Cyl. 436 Diesel		
1992-1990		
Belt - A.C.; W/5 1/4" Clutch	L72739	▲9430HD
Belt - A.C.; W/O 5 1/4" Clutch	396829R1	▲9440HD
Belt - Fan & Alt.	J911565	▲K080580HD

Application	Mfr. No.	Part No.
CASE IH - Continued		
1640 - Continued		
Case 6-Cyl. 436 Diesel - Continued		
1992-1990 - Continued		
Belt - Fan J.S.	191305C1	C108
Belt - Grain Tank Unloader	191290C1	C130
Belt - Straw Chopper	1315265C1	BP95
1989		
Belt - A.C.; W/5 1/4" Clutch	L72739	▲9430HD
Belt - A.C.; W/O 5 1/4" Clutch	396829R1	▲9440HD
Belt - Fan & Alt.; W/V-Ribbed Belt	J911565	▲K080580HD
Belt - Fan J.S.	191305C1	C108
Belt - Grain Tank Unloader	191290C1	C130
Belt - Straw Chopper	1315265C1	BP95
1988-1986		
Belt - A.C.	164550R2	▲9425HD
Belt - Fan J.S.; W/76" Drive	610521R1	B71
Belt - Fan J.S.; W/O 76" Drive	191305C1	C108
Belt - Grain Tank Unloader	191290C1	C130
Belt - Straw Chopper	1315265C1	BP95
1644		
Case 6-Cyl. 359 Diesel		
1994-1992		
Belt - A.C.	1250587C1	▲9415HD
Belt - Fan J.S.	191305C1	C108
Belt - Fan, Alt. & W.P.	J911565	▲K080580HD
Belt - Straw Chopper	1315265C1	BP95
1660		
Case 6-Cyl. 505 Diesel		
1992-1991		
Belt - A.C.; W/5 1/4" Clutch	L72739	▲9430HD
Belt - A.C.; W/O 5 1/4" Clutch	396829R1	▲9440HD
Belt - Fan & Alt.; W/Cross Flow Cleaning System	J911572	▲K080610HD
Belt - Fan & Alt.; W/O Cross Flow Cleaning System	J911574	▲K080626HD
Belt - Fan J.S.	191305C1	C108
Belt - Grain Tank Unloader	191290C1	C130
Belt - Straw Chopper	1315265C1	BP95
1990		
Belt - A.C.; W/O 5 1/4" Clutch	396829R1	▲9440HD
Belt - Fan & Alt.; W/Cross Flow Cleaning System	J911572	▲K080610HD
Belt - Fan & Alt.; W/O Cross Flow Cleaning System	J911574	▲K080626HD
Belt - Fan J.S.	191305C1	C108
Belt - Grain Tank Unloader	191290C1	C130
Belt - Straw Chopper	1315265C1	BP95
1989		
Belt - A.C.; W/5 1/4" Clutch	L72739	▲9430HD
Belt - A.C.; W/O 5 1/4" Clutch	396829R1	▲9440HD
Belt - Fan & Alt.; Ser. No. 38346 & After; W/Cross Flow Cleaning System	J911572	▲K080610HD
Belt - Fan & Alt.; Ser. No. 38346 & After; W/O Cross Flow Cleaning System	J911574	▲K080626HD
Belt - Fan J.S.	191305C1	C108
Belt - Grain Tank Unloader	191290C1	C130
Belt - Straw Chopper	1315265C1	BP95
1988-1986		
Belt - A.C.	164550R2	▲9425HD
Belt - Fan J.S.	191305C1	C108
Belt - Grain Tank Unloader	191290C1	C130
Belt - Straw Chopper	1315265C1	BP95
1666		
Case 6-Cyl. 505 Diesel		
1994-1992		
Belt - A.C.	396829R1	▲9440HD
Belt - Fan J.S.	191305C1	C108
Belt - Fan, Alt. & W.P.	J911572	▲K080610HD
Belt - Straw Chopper	1315265C1	BP95

● Vulco-Flex® Coolant Hose.
 ▲ Standard Belt May Also Be Available.

✂ Cut to Fit.
 ② Two Required.

Belts and Coolant Hose for Combines Alphabetical

Application	Mfr. No.	Part No.	Application	Mfr. No.	Part No.
CASE IH - Continued			CASE IH - Continued		
1670			2366		
IH 6-Cyl. 466 Diesel			Case 6-Cyl. 8.3 L Diesel		
1992-1989			2004-2003		
Belt - A.C.	1250587C1	▲9415HD	Serpentine Belt - Fan, W.P. & Alt.	A78022	▲K080790HD
Belt - Aux. Pump	191288C2	C92	Belt - Fan J.S.	191305C1	C108
Belt - Fan J.S.	188213C1	C124	Belt - Grain Tank Unloader	191290C1	C130
Belt - Fan, Alt. & W.P.	130724C91	▲9700HD	Belt - Straw Chopper	1315265C1	BP95
Belt - Feeder; W/O Rock Trap	186377C1	C128	Tensioner Assy. - Fan, W.P. & Alt.	87436755	38516
Belt - Grain Tank Unloader	191290C1	C130	2002-1998		
Belt - Straw Chopper	1315265C1	BP95	Serpentine Belt - Fan, W.P. & Alt.	J911572	▲K080610HD
1680			Belt - A.C.	396829R1	▲9440HD
Case 6-Cyl. 505 Diesel			Belt - Fan J.S.	191305C1	C108
1992-1989			Belt - Grain Tank Unloader	191290C1	C130
Belt - A.C.; W/5 1/4" Clutch	L72739	▲9430HD	Belt - Straw Chopper	1315265C1	BP95
Belt - A.C.; W/O 5 1/4" Clutch	1250587C1	▲9415HD	2377		
Belt - Fan & A.C.	J911574	▲K080626HD	Case 6-Cyl. 505 Diesel		
Belt - Fan J.S.	191305C1	C106	2006		
Belt - Straw Chopper	1315266C1	BP108	Serpentine Belt - Fan	A78022	▲K080790HD
Hose - Lower; (2" I.D.)		②24432	2388		
1988-1986			Case 6-Cyl. 8.3 L Diesel		
Belt - A.C.	1250587C1	▲9415HD	2006-2003		
Belt - Aux. Pump	191288C2	C92	Serpentine Belt - Fan, W.P. & Alt.	A78022	▲K080790HD
Belt - Fan J.S.; W/76" Drive	610521R1	B71	Belt - A.C.	396829R1	▲9440HD
Belt - Fan J.S.; W/O 76" Drive	188213C1	C124	Belt - Fan J.S.	188213C1	C124
Belt - Straw Chopper	1315266C1	BP108	Belt - Straw Chopper	1315266C1	BP108
Hose - Lower; (2" I.D.)		②24432	Tensioner Assy. - Serpentine	87436755	38516
1688			2002-1998		
Case 6-Cyl. 505 Diesel			Serpentine Belt - Fan, W.P. & Alt.	J911572	▲K080610HD
1994-1992			Belt - A.C.	396829R1	▲9440HD
Belt - A.C.	396829R1	▲9440HD	Belt - Fan J.S.	188213C1	C124
Belt - Fan J.S.	188213C1	C124	Belt - Fan, Alt. & W.P.	J911572	▲K080610HD
Belt - Fan, Alt. & W.P.	J911572	▲K080610HD	Belt - Straw Chopper	1315266C1	BP108
Belt - Straw Chopper	1315266C1	BP108	AFX2577		
2144			Case 6-Cyl. 8.3 L Diesel		
Case 6-Cyl. 436 Diesel			2008		
1997-1995			Serpentine Belt - Fan, W.P. & Alt.	A78022	▲K080790HD
Belt - A.C.	1250587C1	▲9415HD	Belt - A.C.	87311867	▲9370HD
Belt - Fan J.S.	191305C1	C108	Belt - Straw Chopper	1315266C1	BP108
Belt - Fan, Alt. & W.P.	J911565	▲K080580HD	2007		
Belt - Grain Tank Unloader	191290C1	C130	Belt - A.C.	87311867	▲9370HD
Belt - Straw Chopper	1315265C1	BP95	Belt - Fan, Alt. & W.P.	A78022	▲K080790HD
2166			AFX8010		
Case 6-Cyl. 505 Diesel			Case IH 6-Cyl. 10.3 L Diesel		
1997-1995			2008-2007		
Serpentine Belt - Fan, W.P. & Alt.	J911572	▲K080610HD	Serpentine Belt - Fan	87282305	K100615HD
Belt - A.C.	396829R1	▲9440HD	CATERPILLAR		
Belt - Fan J.S.	191305C1	C108	Lexion 485R		
Belt - Grain Tank Unloader	191290C1	C130	Caterpillar C12 Diesel		
Belt - Straw Chopper	1315265C1	BP95	2004-2001		
2188			Tensioner Assy. - Fan		
Case 6-Cyl. 505 Diesel			1900642		
1997-1995			38508		
Serpentine Belt - Fan, W.P. & Alt.	J911572	▲K080610HD	CHALLENGER		
Belt - A.C.	396829R1	▲9440HD	660		
Belt - Fan J.S.	188213C1	C124	Caterpillar C9 Diesel		
Belt - Straw Chopper	1315266C1	BP108	2008-2006		
2344			Serpentine Belt - Alt. & A.C.	2271364	▲K080816HD
Case 6-Cyl. 359 Diesel			Belt - Spreader J.S.	227455M1	C126
2002-1998			Belt - Rotary Screen	71396754	A68
Belt - A.C.	164550R2	▲9425HD	2005		
Belt - Fan J.S.	191305C1	C108	Serpentine Belt - Alt. & A.C.	2271364	▲K080816HD
Belt - Fan, Alt. & W.P.	J911565	▲K080580HD	Belt - Chopper - Rear	71388712	C210
Belt - Grain Tank Unloader	191290C1	C130	Belt - Spreader J.S.	227455M1	C126
Belt - Straw Chopper	1315265C1	BP95	2004-2003		
			Serpentine Belt - Alt. & A.C.	2271364	▲K080816HD

▲ Standard Belt May Also Be Available.

② Two Required.

Belts and Coolant Hose for Combines Alphabetical

Application	Mfr. No.	Part No.	Application	Mfr. No.	Part No.
CHALLENGER - Continued			FORD - Continued		
660 - Continued			622 - Continued		
Caterpillar C9 Diesel - Continued			Ford 4-Cyl. 256 - Continued		
2004-2003 - Continued			1971 - Continued		
Belt - Chopper - Rear	71388712	C210	Hose - Upper; Molded Hose		20357
Belt - Grain Elevator	227455M1	C126	Hose - Lower; Strt. Hose(1 3/4" I.D.)		24228
Belt - Spreader J.S.	227455M1	C126	Hose - Lower; Molded Hose		20357
660B			Ford 4-Cyl. 256 Diesel		
Challenger 6-Cyl. 8.4 L Diesel			1973		
2009			Belt - Fan	721305	7695
Belt - A.C.	71148120	▲9510HD	Belt - Gov.		▲9430HD
Belt - Rotary Screen	71396754	A68	Belt - W.P. & Gen.	721211	▲9540HD
670			Hose - Upper; Strt. Hose(1 3/4" I.D.)		24228
Caterpillar C9 Diesel			Hose - Upper; Molded Hose		20357
2008-2006			Hose - Lower; Molded Hose		20357
Belt - Spreader J.S.	227455M1	C126	Hose - Lower; Strt. Hose(1 3/4" I.D.)		24228
Belt - Rotary Screen	71396754	A68	1972		
2005			Belt - Fan	721305	7695
Belt - Chopper - Rear	71388712	C210	Belt - Gov.		▲9430HD
Belt - Spreader J.S.	227455M1	C126	Belt - W.P. & Gen.	721211	▲9540HD
Belt - Rotary Screen	71396754	A68	Hose - Upper; Molded Hose		20357
2004-2003			Hose - Upper; Strt. Hose(1 3/4" I.D.)		24228
Belt - Chopper - Rear	71388712	C210	Hose - Lower; Strt. Hose(1 3/4" I.D.)		24228
Belt - Spreader J.S.	227455M1	C126	Hose - Lower; Molded Hose		20357
Belt - Rotary Screen	71396754	A68	1971		
Belt - Grain Elevator	227455M1	C126	Belt - Fan	721305	7695
670B			Belt - Gov.		▲9430HD
Challenger 6-Cyl. 8.4 L Diesel			Belt - W.P. & Gen.	721211	▲9540HD
2009			Hose - Upper; Molded Hose		20357
Belt - A.C.	71148120	▲9510HD	Hose - Upper; Strt. Hose(1 3/4" I.D.)		24228
Belt - Rotary Screen	71396754	A68	Hose - Lower; Molded Hose		20357
680B			Hose - Lower; Strt. Hose(1 3/4" I.D.)		24228
Caterpillar C13 Diesel			642		
2009-2006			Ford 6-Cyl. 380 Diesel		
Belt - Rotary Screen	71396754	A68	1979-1971		
FORD			Belt - Fan & Alt.		▲9470HD
611 Combine			Hose - Upper		☉<20957
Ford			Hose - Lower		☉<20957
1963-1959			Hose - By Pass; (1 7/8" I.D.)		24230
Belt - Fan	EAG8577A	7380	Ford V-8 361		
Belt - W.P. & Gen.	EAG8620B	7360	1979-1971		
622			Belt - Fan & Alt.	C4TZ8620Z	②▲9463HD
Ford 4-Cyl. 256			Belt - Hyd. Pump		▲9490HD
1973			Hose - Upper - Pipe To Rad.; (1 3/4" I.D.)		24428
Belt - Fan	721305	7695	Hose - Lower - Eng. To Pipe; (2" I.D.)		24432
Belt - Gov.		▲9430HD	Hose - Lower - Heat Exch. To Pipe; (2" I.D.)		24432
Belt - W.P. & Gen.	721211	▲9540HD	Hose - Lower - Pipe To Heat Exch.		☉<20206
Hose - Upper; Strt. Hose(1 3/4" I.D.)		24228	Hose - Lower - Pipe To Rad.; (2" I.D.)		24432
Hose - Upper; Molded Hose		20357	GLEANER		
Hose - Lower; Strt. Hose(1 3/4" I.D.)		24228	A65		
Hose - Lower; Molded Hose		20357	AGCO 6-Cyl. 8.4 L Diesel		
1972			2008		
Belt - Fan	721305	7695	Belt - Beater Drive	71386352	B173
Belt - Gov.		▲9430HD	A66		
Belt - W.P. & Gen.	721211	▲9540HD	AGCO 6-Cyl. 8.4 L Diesel		
Hose - Upper; Strt. Hose(1 3/4" I.D.)		24228	2009		
Hose - Upper; Molded Hose		20357	Belt - A.C.	71148120	▲9510HD
Hose - Lower; Molded Hose		20357	Belt - Rotary Screen	71396754	A68
Hose - Lower; Strt. Hose(1 3/4" I.D.)		24228	A75		
1971			AGCO 6-Cyl. 8.4 L Diesel		
Belt - Fan	721305	7695	2008-2007		
Belt - Gov.		▲9430HD	Belt - A.C.	71148120	▲9510HD
Belt - W.P. & Gen.	721211	▲9540HD			
Hose - Upper; Strt. Hose(1 3/4" I.D.)		24228			

▲ Standard Belt May Also Be Available.
 ☉ Two Required.

☉ Cut to Fit.

Belts and Coolant Hose for Combines Alphabetical

Application	Mfr. No.	Part No.
GLENER - Continued		
A76		
AGCO 6-Cyl. 8.4 L Diesel		
2009		
Belt - A.C.	71148120	▲9510HD
Belt - Rotary Screen	71396754	A68
A86		
Caterpillar C13 Diesel		
2009		
Belt - Rotary Screen	71396754	A68
A II		
Allis-Chalmers 6-Cyl. 230		
1967-1964		
Belt - Fan & Gen.; Eng. No. 397016 & Before	4510744	▲9470HD
Belt - Fan & Gen.; Eng. No. 397017 Thru 408560	4512419	▲9480HD
Belt - Hyd. Pump; Ser. No. 14053 Thru 26500	1117027	TR28483
Belt - Hyd. Pump; Ser. No. 26501 Thru 30000	1128092	TR28463
B		
Allis-Chalmers 6-Cyl. 230		
1963-1953		
Belt - Fan & Gen.; Eng. No. 397016 & Before	4510744	▲9470HD
Belt - Fan & Gen.; Eng. No. 397017 Thru 408560	4512419	▲9480HD
Belt - Hyd. Pump; Ser. No. 14053 Thru 26500	1117027	TR28483
Belt - Hyd. Pump; Ser. No. 26501 Thru 30000	1128092	TR28463
Ford 6-Cyl. 226		
1963-1960		
Hose - Upper		●26611
Hose - Lower; Ser. No. 26001 & After		●26612
Hose - Lower; Ser. No. 26000 & Before		●26611
1959		
Hose - Upper		●26611
Hose - Lower; Ser. No. 26000 & Before		●26611
Hose - Lower; Ser. No. 26001 & After		●26612
1958-1955		
Hose - Upper		●26611
Hose - Lower; Ser. No. 26001 & After		●26612
Hose - Lower; Ser. No. 26000 & Before		●26611
1954-1953		
Hose - Upper		●26611
Hose - Lower; Ser. No. 26000 & Before		●26611
Hose - Lower; Ser. No. 26001 & After		●26612
Hercules 6-Cyl. 237		
1963-1953		
Belt - Fan; Ser. No. 14052 & Before	1117027	TR28483
Belt - Hyd. Pump; Ser. No. 13500 & Before	1117040	TR28545
Belt - Hyd. Pump; Ser. No. 13501 Thru 14052	1117027	TR28483
Hose - Upper		●25528
Hose - Lower		●25477
C		
Allis-Chalmers 6-Cyl. 262		
1963-1960		
Belt - Fan & Gen.; Ser. No. 7001 & After	4512419	▲9480HD
Belt - Hyd. Pump	1125973	TR28454
Hose - Upper; W/31 3/8" Rad.		●26612
Hose - Upper; W/26 3/8" Rad.		●26611
Hose - Lower		●26612
C II		
Allis-Chalmers 6-Cyl. 262		
1967-1964		
Belt - Fan & Gen.; Ser. No. 7001 & After	4512419	▲9480HD
CH		
Allis-Chalmers 6-Cyl. 262		
1967		
Belt - Fan & Gen.; Ser. No. 7001 & After	4512419	▲9480HD

Application	Mfr. No.	Part No.
GLENER - Continued		
CH - Continued		
Allis-Chalmers 6-Cyl. 262 - Continued		
1967 - Continued		
Belt - Hyd. Pump	1134651	TR28429
Hose - Upper; W/31 3/8" Rad.		●26612
Hose - Upper; W/26 3/8" Rad.		●26611
Hose - Lower		●26612
1966-1963		
Belt - Fan & Gen.; Ser. No. 7001 & After	4512419	▲9480HD
Belt - Hyd. Pump	1134651	TR28429
Hose - Upper; W/26 3/8" Rad.		●26611
Hose - Upper; W/31 3/8" Rad.		●26612
Hose - Lower		●26612
CR		
Allis-Chalmers 6-Cyl. 262		
1967		
Belt - Fan & Gen.; Ser. No. 7001 & After	4512419	▲9480HD
Belt - Hyd. Pump	1125973	TR28454
Hose - Upper; W/31 3/8" Rad.		●26612
Hose - Upper; W/26 3/8" Rad.		●26611
Hose - Lower		●26612
1966		
Belt - Fan & Gen.; Ser. No. 7001 & After	4512419	▲9480HD
Belt - Hyd. Pump	1125973	TR28454
Hose - Upper; W/26 3/8" Rad.		●26611
Hose - Upper; W/31 3/8" Rad.		●26612
Hose - Lower		●26612
1965		
Belt - Fan & Gen.; Ser. No. 7001 & After	4512419	▲9480HD
Belt - Hyd. Pump	1125973	TR28454
Hose - Upper; W/31 3/8" Rad.		●26612
Hose - Upper; W/26 3/8" Rad.		●26611
Hose - Lower		●26612
1964-1963		
Belt - Fan & Gen.; Ser. No. 7001 & After	4512419	▲9480HD
Belt - Hyd. Pump	1125973	TR28454
Hose - Upper; W/26 3/8" Rad.		●26611
Hose - Upper; W/31 3/8" Rad.		●26612
Hose - Lower		●26612
Allis-Chalmers 6-Cyl. 262 Diesel		
1967		
Belt - Fan & Gen.; Ser. No. 7001 & After	4512419	▲9480HD
Belt - Hyd. Pump	1125973	TR28454
Hose - Upper; W/26 3/8" Rad.		●26611
Hose - Upper; W/31 3/8" Rad.		●26612
Hose - Lower		●26612
1966		
Belt - Fan & Gen.; Ser. No. 7001 & After	4512419	▲9480HD
Belt - Hyd. Pump	1125973	TR28454
Hose - Upper; W/31 3/8" Rad.		●26612
Hose - Upper; W/26 3/8" Rad.		●26611
Hose - Lower		●26612
1965-1963		
Belt - Fan & Gen.; Ser. No. 7001 & After	4512419	▲9480HD
Belt - Hyd. Pump	1125973	TR28454
Hose - Upper; W/26 3/8" Rad.		●26611
Hose - Upper; W/31 3/8" Rad.		●26612
Hose - Lower		●26612
E		
Allis-Chalmers 4-Cyl. 226		
1968-1962		
Belt - Fan	229211	▲9463HD
Belt - Hyd. Pump; W/O P.S.	1130921	▲9447HD
Belt - Hyd. Pump; W/P.S.	1131774	▲9425HD
Hose - Upper		●25476
Hose - Lower		●25477
Hose - By Pass		≡21942

▲ Standard Belt May Also Be Available.
≡ Cut to Fit.

● Vulco-Flex® Coolant Hose.

Belts and Coolant Hose for Combines Alphabetical

Application	Mfr. No.	Part No.
GLENER - Continued		
E III		
Allis-Chalmers 6-Cyl. 262		
1968		
Belt - A.C.; W/Comfort Cab	1152788	▲9480HD
Belt - A.C.; W/LaPort Cab	1166813	▲9490HD
Belt - Bin Unloader	1139962	C150
Belt - Conveyor Drive	1139622	C68
Belt - Countershaft	1139965	C83
Belt - Draper Drive; W/2 Rolls	1130442	C73
Belt - Fan & Alt.	1141744	▲9463HD
Belt - Grain Saver & Air Flow	0563619	A98
Belt - Hyd. Pump; W/O P.S.	1142239	▲9451HD
Belt - Hyd. Pump; W/P.S.	1131774	▲9425HD
Belt - Main Drive	1139960	B150
Belt - Reel Drive; W/Long Arms	1118003	C144
Belt - Reel Drive; W/Short Arms; W/Std. Reel	1125977	B124
Belt - Reel Drive; W/Variable Speed Drive; W/Long Arms	0519007	C128
Belt - Reel Drive - Intermediate	1123452	B79
Hose - Upper		●25476
Hose - Lower		●25477
Hose - By Pass		◁21942
F		
Allis-Chalmers 6-Cyl. 262		
1976		
Belt - A.C.	1166813	▲9490HD
Belt - Alt./Gen.	1148119	▲9395HD
Belt - Conveyor Drive	1139622	C68
Belt - Countershaft - PTO	1170678	②7430
Belt - Cyl.; Rice; W/596-908 R.P.M.	1146000	B81
Belt - Cyl.; W/387-590 R.P.M.	1147546	2/B93
Belt - Cyl.; W/907-1383 R.P.M.	1147547	B75
Belt - Gov.	1148120	▲9510HD
Belt - Grain Saver & Air Flow	0563619	A98
Belt - Header; W/Variable Speed Drive	1172514	TR28429
Belt - Hyd. Pump	1148119	▲9395HD
Belt - Main Drive	1183767	B152
Belt - Reel Drive; Corn-Soybeans, Rice; W/Long Arms	1118003	C144
Belt - Reel Drive; W/Std. Drive	1125977	B124
Belt - Reel Drive; W/Variable Speed Drive; W/Long Arms	0519007	C128
Belt - Reel Drive - Intermediate; W/Std. Drive	1123452	B79
Belt - Traction; W/Hydro. Drive	1147546	2/B93
1975		
Belt - A.C.	1166813	▲9490HD
Belt - Alt./Gen.	1148119	▲9395HD
Belt - Conveyor Drive	1139622	C68
Belt - Countershaft - PTO	1170678	②7430
Belt - Cyl.; Rice; W/596-908 R.P.M.	1146000	B81
Belt - Cyl.; W/387-590 R.P.M.	1147546	2/B93
Belt - Cyl.; W/907-1383 R.P.M.	1147547	B75
Belt - Gov.	1148120	▲9510HD
Belt - Grain Saver & Air Flow	0563619	A98
Belt - Hyd. Pump	1148119	▲9395HD
Belt - Main Drive	1183767	B152
Belt - Reel Drive; Corn-Soybeans, Rice; W/Long Arms	1118003	C144
Belt - Reel Drive; W/Std. Drive	1125977	B124
Belt - Reel Drive; W/Variable Speed Drive; W/Long Arms	0519007	C128
Belt - Reel Drive - Intermediate; W/Std. Drive	1123452	B79
Belt - Traction; W/Hydro. Drive	1147546	2/B93
1974-1971		
Belt - A.C.	1166813	▲9490HD
Belt - Alt./Gen.	1148119	▲9395HD
Belt - Conveyor Drive	1139622	C68
Belt - Countershaft - PTO	1148119	▲9395HD
Belt - Cyl.; Rice; W/596-908 R.P.M.	1146000	B81
Belt - Cyl.; W/387-590 R.P.M.	1147546	2/B93
Belt - Cyl.; W/907-1383 R.P.M.	1147547	B75

Application	Mfr. No.	Part No.
GLENER - Continued		
F - Continued		
Allis-Chalmers 6-Cyl. 262 - Continued		
1974-1971 - Continued		
Belt - Gov.	1148120	▲9510HD
Belt - Grain Saver & Air Flow	0563619	A98
Belt - Hyd. Pump	1167408	▲9590HD
Belt - Reel Drive; Corn-Soybeans, Rice; W/Long Arms	1118003	C144
Belt - Reel Drive; W/Std. Drive	1125977	B124
Belt - Reel Drive; W/Variable Speed Drive; W/Long Arms	0519007	C128
Belt - Reel Drive - Intermediate; W/Std. Drive	1123452	B79
Belt - Traction; W/Hydro. Drive	1147546	2/B93
1970		
Belt - A.C.	1142239	▲9451HD
Belt - Alt./Gen.	1140911	▲9490HD
Belt - Bin Unloader	1139962	C150
Belt - Conveyor Drive	1139622	C68
Belt - Cyl.; W/907-1383 R.P.M.	1147547	B75
Belt - Grain Saver & Air Flow	0559863	A81
Belt - Main Drive; Rice	1139961	2/B148
Belt - Reel Drive; Corn-Soybeans, Rice; W/Long Arms	1118003	C144
Belt - Reel Drive; W/Std. Drive	1125977	B124
Belt - Reel Drive; W/Variable Speed Drive; W/Long Arms	0519007	C128
Belt - Reel Drive - Intermediate; W/Std. Drive	1123452	B79
Belt - Traction; W/Hydro. Drive	1147546	2/B93
1969		
Belt - A.C.	1142239	▲9451HD
Belt - Alt./Gen.	1140911	▲9490HD
Belt - Bin Unloader	1139962	C150
Belt - Conveyor Drive	1139622	C68
Belt - Grain Saver & Air Flow	0559863	A81
Belt - Hyd. Pump	1133220	TR28483
Belt - Main Drive; Rice	1139961	2/B148
Belt - Reel Drive; Corn-Soybeans, Rice; W/Long Arms	1118003	C144
Belt - Reel Drive; W/Std. Drive	1125977	B124
Belt - Reel Drive; W/Variable Speed Drive; W/Long Arms	0519007	C128
Belt - Reel Drive - Intermediate; W/Std. Drive	1123452	B79
Belt - Traction - Hydro.; Rice	1146744	B92
1968		
Belt - A.C.	1142239	▲9451HD
Belt - Alt./Gen.	1139189	▲9540HD
Belt - Bin Unloader	1139962	C150
Belt - Conveyor Drive	1139622	C68
Belt - Countershaft	1139965	C83
Belt - Grain Saver & Air Flow	0559863	A81
Belt - Hyd. Pump	1133220	TR28483
Belt - Main Drive; Rice	1139961	2/B148
Belt - Reel Drive; Corn-Soybeans, Rice; W/Long Arms	1118003	C144
Belt - Reel Drive; W/Std. Drive	1125977	B124
Belt - Reel Drive; W/Variable Speed Drive; W/Long Arms	0519007	C128
Belt - Reel Drive - Intermediate; W/Std. Drive	1123452	B79
Belt - Traction - Hydro.; Rice	1146744	B92
Allis-Chalmers 6-Cyl. 301 Diesel		
1976-1975		
Belt - A.C.	1166813	▲9490HD
Belt - Alt./Gen.	1154358	▲9540HD
Belt - Conveyor Drive	1139622	C68
Belt - Cyl.; Rice; W/596-908 R.P.M.	1146000	B81
Belt - Cyl.; W/387-590 R.P.M.	1147546	2/B93
Belt - Cyl.; W/907-1383 R.P.M.	1147547	B75
Belt - Gov.	1148120	▲9510HD
Belt - Grain Saver & Air Flow	1144488	A90
Belt - Hyd. Pump	1152609	TR28429
Belt - Reel Drive; Corn-Soybeans, Rice; W/Long Arms	1118003	C144

▲ Standard Belt May Also Be Available.
◁ Cut to Fit.

● Vulco-Flex® Coolant Hose.
② Two Required.

Belts and Coolant Hose for Combines Alphabetical

Application	Mfr. No.	Part No.	Application	Mfr. No.	Part No.
GLEANER - Continued			GLEANER - Continued		
F - Continued			F - Continued		
Allis-Chalmers 6-Cyl. 301 Diesel - Continued			Allis-Chalmers 6-Cyl. 301 Diesel - Continued		
1976-1975 - Continued			1968 - Continued		
Belt - Reel Drive; W/Std. Drive	1125977	B124	Belt - Traction - Hydro.; Rice	1146744	B92
Belt - Reel Drive; W/Variable Speed Drive; W/Long Arms	0519007	C128	Hose - Upper		21256
Belt - Reel Drive - Intermediate; W/Std. Drive	1123452	B79	Hose - Lower		●26504
Belt - Traction; W/Hydro. Drive	1147546	2/B93			
Hose - Upper		21256			
Hose - Lower		●26504			
1974-1971			Chevrolet 6-Cyl. 292		
Belt - A.C.	1166813	▲9490HD	1976-1975		
Belt - Alt./Gen.	1154358	▲9540HD	Belt - A.C.	1166813	▲9490HD
Belt - Conveyor Drive	1139622	C68	Belt - Alt./Gen.	1148119	▲9395HD
Belt - Cyl.; Rice; W/596-908 R.P.M.	1146000	B81	Belt - Conveyor Drive	1139622	C68
Belt - Cyl.; W/387-590 R.P.M.	1147546	2/B93	Belt - Countershaft - PTO	1170678	②7430
Belt - Cyl.; W/907-1383 R.P.M.	1147547	B75	Belt - Cyl.; Rice; W/596-908 R.P.M.	1146000	B81
Belt - Gov.	1148120	▲9510HD	Belt - Cyl.; W/387-590 R.P.M.	1147546	2/B93
Belt - Grain Saver & Air Flow	1144488	A90	Belt - Cyl.; W/907-1383 R.P.M.	1147547	B75
Belt - Hyd. Pump; Rice	1152608	TR28445	Belt - Gov.	1148120	▲9510HD
Belt - Reel Drive; Corn-Soybeans, Rice; W/Long Arms	1118003	C144	Belt - Grain Saver & Air Flow	0563619	A98
Belt - Reel Drive; W/Std. Drive	1125977	B124	Belt - Hyd. Pump	1148119	▲9395HD
Belt - Reel Drive; W/Variable Speed Drive; W/Long Arms	0519007	C128	Belt - Main Drive	1183767	B152
Belt - Reel Drive - Intermediate; W/Std. Drive	1123452	B79	Belt - Reel Drive; Corn-Soybeans, Rice; W/Long Arms	1118003	C144
Belt - Traction; W/Hydro. Drive	1147546	2/B93	Belt - Reel Drive; W/Std. Drive	1125977	B124
Hose - Upper		21256	Belt - Reel Drive; W/Variable Speed Drive; W/Long Arms	0519007	C128
Hose - Lower		●26504	Belt - Reel Drive - Intermediate; W/Std. Drive	1123452	B79
			Belt - Traction; W/Hydro. Drive	1147546	2/B93
			Hose - Upper		20433
			Hose - Lower		or ●25526
					or ②20584
					or ●26612
					20563
			Hose - By Pass		
			1974-1971		
			Belt - A.C.	1166813	▲9490HD
			Belt - Alt./Gen.	1148119	▲9395HD
			Belt - Conveyor Drive	1139622	C68
			Belt - Countershaft - PTO	1148119	▲9395HD
			Belt - Cyl.; Rice; W/596-908 R.P.M.	1146000	B81
			Belt - Cyl.; W/387-590 R.P.M.	1147546	2/B93
			Belt - Cyl.; W/907-1383 R.P.M.	1147547	B75
			Belt - Gov.	1148120	▲9510HD
			Belt - Grain Saver & Air Flow	0563619	A98
			Belt - Hyd. Pump	1167408	▲9590HD
			Belt - Reel Drive; Corn-Soybeans, Rice; W/Long Arms	1118003	C144
			Belt - Reel Drive; W/Std. Drive	1125977	B124
			Belt - Reel Drive; W/Variable Speed Drive; W/Long Arms	0519007	C128
			Belt - Reel Drive - Intermediate; W/Std. Drive	1123452	B79
			Belt - Traction; W/Hydro. Drive	1147546	2/B93
			Hose - Upper		20433
			Hose - Lower		or ●25526
					or ②20584
					or ●26612
					20563
			Hose - By Pass		
			1970		
			Belt - A.C.	1142239	▲9451HD
			Belt - Alt./Gen.	1140911	▲9490HD
			Belt - Bin Unloader	1139962	C150
			Belt - Conveyor Drive	1139622	C68
			Belt - Cyl.; W/907-1383 R.P.M.	1147547	B75
			Belt - Grain Saver & Air Flow	0559863	A81
			Belt - Hyd. Pump	1133220	TR28483
			Belt - Main Drive; Rice	1139961	2/B148
			Belt - Reel Drive; Corn-Soybeans, Rice; W/Long Arms	1118003	C144
			Belt - Reel Drive; W/Std. Drive	1125977	B124
			Belt - Reel Drive; W/Variable Speed Drive; W/Long Arms	0519007	C128
			Belt - Reel Drive - Intermediate; W/Std. Drive	1123452	B79
			Belt - Traction; W/Hydro. Drive	1147546	2/B93
			Hose - Lower		●26612
			Hose - By Pass		20563

● Vulco-Flex® Coolant Hose.
② Two Required.

▲ Standard Belt May Also Be Available.
② Cut to Fit.

Belts and Coolant Hose for Combines Alphabetical

Application	Mfr. No.	Part No.
GLENER - Continued		
F - Continued		
Chevrolet 6-Cyl. 292 - Continued		
1969		
Belt - A.C.	1142239	▲9451HD
Belt - Alt./Gen.	1140911	▲9490HD
Belt - Bin Unloader	1139962	C150
Belt - Conveyor Drive	1139622	C68
Belt - Grain Saver & Air Flow	0559863	A81
Belt - Hyd. Pump	1133220	TR28483
Belt - Main Drive; Rice	1139961	2/B148
Belt - Reel Drive; Corn-Soybeans, Rice; W/Long Arms	1118003	C144
Belt - Reel Drive; W/Std. Drive	1125977	B124
Belt - Reel Drive; W/Variable Speed Drive; W/Long Arms	0519007	C128
Belt - Reel Drive - Intermediate; W/Std. Drive	1123452	B79
Belt - Traction - Hydro.; Rice	1146744	B92
Hose - Lower		●26612
Hose - By Pass		20563
1968		
Belt - A.C.	1142239	▲9451HD
Belt - Alt./Gen.	1139189	▲9540HD
Belt - Bin Unloader	1139962	C150
Belt - Conveyor Drive	1139622	C68
Belt - Countershaft	1139965	C83
Belt - Grain Saver & Air Flow	0559863	A81
Belt - Hyd. Pump	1133220	TR28483
Belt - Main Drive; Rice	1139961	2/B148
Belt - Reel Drive; Corn-Soybeans, Rice; W/Long Arms	1118003	C144
Belt - Reel Drive; W/Std. Drive	1125977	B124
Belt - Reel Drive; W/Variable Speed Drive; W/Long Arms	0519007	C128
Belt - Reel Drive - Intermediate; W/Std. Drive	1123452	B79
Belt - Traction - Hydro.; Rice	1146744	B92
Hose - Lower		●26612
Hose - By Pass		20563
F2		
Allis-Chalmers 4-Cyl. 200 Diesel		
1982		
Belt - A.C.	1193749	▲9510HD
Belt - Alt.	1139187	▲9530HD
Belt - Countershaft - PTO	1300399	②7445
Belt - Cyl.; W/803-1343 R.P.M.	1147547	B75
Belt - Grain Saver & Air Flow; Exc. Field Installed Kit	1190749	A128
Belt - Grain Saver & Air Flow;	1190750	A120
Belt - Header; W/Variable Speed Drive	1172514	TR28429
Belt - Hyd. Pump	1300400	▲9415HD
Belt - Traction; W/Hydro. Drive	1161595	2/B99
Hose - Upper		✂21944
		or ●26504
Hose - Lower		●26504
Hose - By Pass		20925
1981-1978		
Belt - A.C.	1193749	▲9510HD
Belt - Alt.	1139187	▲9530HD
Belt - Countershaft - PTO	1300399	②7445
Belt - Cyl.; W/803-1343 R.P.M.	1147547	B75
Belt - Grain Saver & Air Flow; Exc. Field Installed Kit	1190749	A128
Belt - Grain Saver & Air Flow;	1190750	A120
Belt - Hyd. Pump	1300400	▲9415HD
Belt - Traction; W/Hydro. Drive	1147546	2/B93
Hose - Upper		✂21944
		or ●26504
Hose - Lower		●26504
Hose - By Pass		20925
1977		
Belt - A.C.	1140911	▲9490HD
Belt - Alt.	1193420	▲9550HD

Application	Mfr. No.	Part No.
GLENER - Continued		
F2 - Continued		
Allis-Chalmers 4-Cyl. 200 Diesel - Continued		
1977 - Continued		
Belt - Bin Unloader	1194116	C156
Belt - Cyl.; W/803-1343 R.P.M.	1147547	B75
Belt - Grain Saver & Air Flow;	1190750	A120
Belt - Hyd. Pump	1194117	TR28501
Belt - Traction; W/Hydro. Drive	1147546	2/B93
Hose - Lower		●26504
Chevrolet 6-Cyl. 292		
1982		
Belt - A.C.	1140911	▲9490HD
Belt - Alt.	1148119	▲9395HD
Belt - Cyl.; W/803-1343 R.P.M.	1147547	B75
Belt - Gov.	1148120	▲9510HD
Belt - Grain Saver & Air Flow; Exc. Field Installed Kit	1190749	A128
Belt - Grain Saver & Air Flow;	1190750	A120
Belt - Hyd. Pump	1300400	▲9415HD
Belt - Traction; W/Hydro. Drive	1161595	2/B99
Hose - Upper		●25527
Hose - Lower		●26612
Hose - By Pass		20563
1981-1979		
Belt - A.C.	1140911	▲9490HD
Belt - Alt.	1148119	▲9395HD
Belt - Countershaft - PTO	1300398	②7425
Belt - Cyl.; W/803-1343 R.P.M.	1147547	B75
Belt - Gov.	1148120	▲9510HD
Belt - Grain Saver & Air Flow; Exc. Field Installed Kit	1190749	A128
Belt - Grain Saver & Air Flow;	1190750	A120
Belt - Hyd. Pump	1300400	▲9415HD
Belt - Hydro. Drive	1161595	2/B99
Belt - Main Drive	1192495	B158
Belt - Traction; W/Hydro. Drive	1147546	2/B93
Hose - Upper		●25527
Hose - Lower		●26612
Hose - By Pass		20563
1978		
Belt - A.C.	1140911	▲9490HD
Belt - Alt.	1148119	▲9395HD
Belt - Countershaft - PTO	1300398	②7425
Belt - Cyl.; W/803-1343 R.P.M.	1147547	B75
Belt - Gov.	1148120	▲9510HD
Belt - Grain Saver & Air Flow; Exc. Field Installed Kit	1190749	A128
Belt - Grain Saver & Air Flow;	1190750	A120
Belt - Hyd. Pump	1300400	▲9415HD
Belt - Hydro. Drive	1161595	2/B99
Belt - Main Drive	1192495	B158
Belt - Traction; W/Hydro. Drive	1147546	2/B93
Hose - Upper; Ser. No. 39201 & After		●25527
Hose - Lower; Ser. No. 39201 & After		●26612
Hose - By Pass		20563
1977		
Belt - A.C.	1140911	▲9490HD
Belt - Alt.	1148119	▲9395HD
Belt - Countershaft - PTO	1170678	②7430
Belt - Cyl.; W/803-1343 R.P.M.	1147547	B75
Belt - Gov.	1148120	▲9510HD
Belt - Grain Saver & Air Flow; Exc. Field Installed Kit	1190749	A128
Belt - Grain Saver & Air Flow;	1190750	A120
Belt - Hyd. Pump	1146714	▲9405HD
Belt - Traction; W/Hydro. Drive	1147546	2/B93
Hose - By Pass		20563
F3		
Allis-Chalmers 4-Cyl. 200 Diesel		
1987		
Belt - A.C.	1193749	▲9510HD

▲ Standard Belt May Also Be Available.
 ② Two Required.

● Vulco-Flex® Coolant Hose.
 ✂ Cut to Fit.

Belts and Coolant Hose for Combines Alphabetical

Application	Mfr. No.	Part No.
GLEANER - Continued		
F3 - Continued		
Allis-Chalmers 4-Cyl. 200 Diesel - Continued		
1987 - Continued		
Belt - Alt.	1139187	▲9530HD
Belt - Cyl.; W/803-1343 R.P.M.	1147547	B75
Belt - Grain Saver & Air Flow	1190749	A128
Belt - Header; W/Variable Speed Drive	1172514	TR28429
Belt - Hyd. Pump	1141744	▲9463HD
Belt - Traction; W/Hydro. Drive	1161595	2/B99
1986-1983		
Belt - A.C.	1193749	▲9510HD
Belt - Alt.	1139187	▲9530HD
Belt - Cyl.; W/803-1343 R.P.M.	1147547	B75
Belt - Grain Saver & Air Flow	1190749	A128
Belt - Hyd. Pump	1141744	▲9463HD
Belt - Traction; W/Hydro. Drive	1161595	2/B99
G		
Allis-Chalmers 6-Cyl. 301		
1972-1971		
Belt - A.C.; Ser. No. 12200 & Before	1142239	▲9451HD
Belt - A.C.; Ser. No. 12201 Thru 17000	1152788	▲9480HD
Belt - A.C.; Ser. No. 17001 & After	1166813	▲9490HD
Belt - Fan & Alt.; Ser. No. 17000 & Before	1139187	▲9530HD
Belt - Fan & Alt.; Ser. No. 17001 & After	1165501	②7535
Belt - Gov.	1164565	7520
Belt - Hyd. Pump; Ser. No. 21000 & Before	1146714	▲9405HD
Belt - Hyd. Pump; Ser. No. 21001 & After		▲9540HD
Hose - Upper; Late		●25532
Hose - Upper; Early		●26504
Hose - Lower; Late		●26612
Hose - Lower; Early		●26501
1970		
Belt - A.C.; Ser. No. 12200 & Before	1142239	▲9451HD
Belt - A.C.; Ser. No. 12201 Thru 17000	1152788	▲9480HD
Belt - A.C.; Ser. No. 17001 & After	1166813	▲9490HD
Belt - Fan & Alt.; Ser. No. 17000 & Before	1139187	▲9530HD
Belt - Fan & Alt.; Ser. No. 17001 & After	1165501	②7535
Belt - Gov.	1164565	7520
Belt - Hyd. Pump; Ser. No. 21000 & Before	1146714	▲9405HD
Belt - Hyd. Pump; Ser. No. 21001 & After		▲9540HD
Hose - Upper; Early		●26504
Hose - Upper; Late		●25532
Hose - Lower; Late		●26612
Hose - Lower; Early		●26501
1969		
Belt - A.C.; Ser. No. 12200 & Before	1142239	▲9451HD
Belt - A.C.; Ser. No. 12201 Thru 17000	1152788	▲9480HD
Belt - A.C.; Ser. No. 17001 & After	1166813	▲9490HD
Belt - Fan & Alt.; Ser. No. 17000 & Before	1139187	▲9530HD
Belt - Fan & Alt.; Ser. No. 17001 & After	1165501	②7535
Belt - Gov.	1164565	7520
Belt - Hyd. Pump; Ser. No. 21000 & Before	1146714	▲9405HD
Belt - Hyd. Pump; Ser. No. 21001 & After		▲9540HD
Hose - Upper; Late		●25532
Hose - Upper; Early		●26504
Hose - Lower; Early		●26501
Hose - Lower; Late		●26612
1968		
Belt - A.C.; Ser. No. 12200 & Before	1142239	▲9451HD
Belt - A.C.; Ser. No. 12201 Thru 17000	1152788	▲9480HD
Belt - A.C.; Ser. No. 17001 & After	1166813	▲9490HD
Belt - Fan & Alt.; Ser. No. 17000 & Before	1139187	▲9530HD
Belt - Fan & Alt.; Ser. No. 17001 & After	1165501	②7535
Belt - Gov.	1164565	7520
Belt - Hyd. Pump; Ser. No. 21000 & Before	1146714	▲9405HD
Belt - Hyd. Pump; Ser. No. 21001 & After		▲9540HD
Hose - Upper; Early		●26504
Hose - Upper; Late		●25532
Hose - Lower; Late		●26612
Hose - Lower; Early		●26501

▲ Standard Belt May Also Be Available.
● Vulco-Flex® Coolant Hose.

Application	Mfr. No.	Part No.
GLEANER - Continued		
G - Continued		
Allis-Chalmers 6-Cyl. 301 Diesel		
1973		
Belt - A.C.; Ser. No. 12200 & Before	1142239	▲9451HD
Belt - A.C.; Ser. No. 12201 Thru 17000	1152788	▲9480HD
Belt - A.C.; Ser. No. 17001 & After		▲9490HD
Belt - Fan & Alt.; Ser. No. 17000 & Before	1154797	▲9570HD
Belt - Fan & Alt.; Ser. No. 17001 Thru 21000	1167004	▲9580HD
Belt - Fan & Alt.; Ser. No. 21001 & After	1172696	②▲9570HD
Belt - Gov.	1164565	7520
Belt - Hyd. Pump; W/43 3/8" Belt O.C.	1172514	TR28429
Belt - Hyd. Pump; W/54 1/4" Belt O.C.	1154358	▲9540HD
Hose - Upper; Ser. No. 12201 & After		20595
Hose - Upper; Ser. No. 12200 & Before		or ●26505
Hose - Lower		or ●25527
		●26504
1972-1970		
Belt - A.C.; Ser. No. 12200 & Before	1142239	▲9451HD
Belt - A.C.; Ser. No. 12201 Thru 17000	1152788	▲9480HD
Belt - A.C.; Ser. No. 17001 & After		▲9490HD
Belt - Fan & Alt.; Ser. No. 17000 & Before	1154797	▲9570HD
Belt - Fan & Alt.; Ser. No. 17001 Thru 21000	1167004	▲9580HD
Belt - Fan & Alt.; Ser. No. 21001 & After	1172696	②▲9570HD
Belt - Gov.	1164565	7520
Belt - Hyd. Pump; W/43 3/8" Belt O.C.	1172514	TR28429
Belt - Hyd. Pump; W/54 1/4" Belt O.C.	1154358	▲9540HD
Hose - Upper; Ser. No. 12200 & Before		21256
Hose - Upper; Ser. No. 12201 & After		or ●25527
		or ●26505
Hose - Lower		or ●26504
1969-1968		
Belt - A.C.; Ser. No. 12200 & Before	1142239	▲9451HD
Belt - A.C.; Ser. No. 12201 Thru 17000	1152788	▲9480HD
Belt - A.C.; Ser. No. 17001 & After		▲9490HD
Belt - Fan & Alt.; Ser. No. 17000 & Before	1154797	▲9570HD
Belt - Fan & Alt.; Ser. No. 17001 Thru 21000	1167004	▲9580HD
Belt - Fan & Alt.; Ser. No. 21001 & After	1172696	②▲9570HD
Belt - Gov.	1164565	7520
Belt - Hyd. Pump; W/43 3/8" Belt O.C.	1172514	TR28429
Belt - Hyd. Pump; W/54 1/4" Belt O.C.	1154358	▲9540HD
Hose - Upper; Ser. No. 12201 & After		20595
Hose - Upper; Ser. No. 12200 & Before		or ●26505
		or ●26504
Hose - Lower		or ●25527
		●26504
Chevrolet V-8 350		
1972-1968		
Belt - A.C.; Ser. No. 12200 & Before	1142239	▲9451HD
Belt - A.C.; Ser. No. 12201 Thru 17000	1152788	▲9480HD
Belt - A.C.; Ser. No. 17001 & After	1166813	▲9490HD
Belt - Fan & Alt.; Ser. No. 17000 & Before	1139187	▲9530HD
Belt - Fan & Alt.; Ser. No. 17001 & After	1165501	②7535
Belt - Gov.	1164565	7520
Belt - Hyd. Pump; Ser. No. 21000 & Before	1146714	▲9405HD
Belt - Hyd. Pump; Ser. No. 21001 & After		▲9540HD
Hose - Upper		●25530
GH		
Allis-Chalmers 6-Cyl. 301		
1972-1969		
Belt - A.C.; Ser. No. 12200 & Before	1142239	▲9451HD
Belt - A.C.; Ser. No. 12201 Thru 17000	1152788	▲9480HD
Belt - A.C.; Ser. No. 17001 & After	1166813	▲9490HD
Belt - Fan & Alt.; Ser. No. 17000 & Before	1139187	▲9530HD
Belt - Fan & Alt.; Ser. No. 17001 & After	1165501	②7535
Belt - Gov.	1164565	7520
Belt - Hyd. Pump; Ser. No. 21000 & Before	1146714	▲9405HD
Belt - Hyd. Pump; Ser. No. 21001 & After		▲9540HD

② Two Required.

Belts and Coolant Hose for Combines Alphabetical

Application	Mfr. No.	Part No.
GLENER - Continued		
GH - Continued		
Allis-Chalmers 6-Cyl. 301 Diesel		
1972-1969		
Belt - A.C.; Ser. No. 12200 & Before	1142239	▲9451HD
Belt - A.C.; Ser. No. 12201 Thru 17000	1152788	▲9480HD
Belt - A.C.; Ser. No. 17001 & After		▲9490HD
Belt - Fan & Alt.; Ser. No. 17000 & Before	1154797	▲9570HD
Belt - Fan & Alt.; Ser. No. 17001 Thru 21000	1167004	▲9580HD
Belt - Fan & Alt.; Ser. No. 21001 & After	1172696	②▲9570HD
Belt - Gov.	1164565	7520
Belt - Hyd. Pump; W/43 3/8" Belt O.C.	1172514	TR28429
Belt - Hyd. Pump; W/54 1/4" Belt O.C.	1154358	▲9540HD

K

Chevrolet 6-Cyl. 250

1976

Belt - A.C.; W/LaPort Cab	1166813	▲9490HD
Belt - Conveyor Drive	1139622	C68
Belt - Countershaft - PTO	1170283	②7440
Belt - Cyl.; W/387-590 R.P.M.	1147546	2/B93
Belt - Cyl.; W/596-908 R.P.M.	1146000	B81
Belt - Cyl.; W/907-1383 R.P.M.	1147547	B75
Belt - Draper Drive; W/2 Rolls	1130442	C73
Belt - Fan & Alt.	1146660	7400
Belt - Gov.	1146702	7480
Belt - Grain Saver & Air Flow	0563619	A98
Belt - Header; W/Variable Speed Drive	1172514	TR28429
Belt - Hyd. Pump; W/O P.S.	1142239	▲9451HD
Belt - Hyd. Pump; W/P.S.	1166813	▲9490HD
Belt - Reel Drive; W/Long Arms	1118003	C144
Belt - Reel Drive; W/Short Arms; W/Std. Reel	1125977	B124
Belt - Reel Drive; W/Variable Speed Drive; W/Long Arms	0519007	C128
Belt - Reel Drive - Intermediate	1123452	B79

1975-1973

Belt - A.C.; W/LaPort Cab	1166813	▲9490HD
Belt - Conveyor Drive	1139622	C68
Belt - Countershaft - PTO	1170283	②7440
Belt - Cyl.; W/387-590 R.P.M.	1147546	2/B93
Belt - Cyl.; W/596-908 R.P.M.	1146000	B81
Belt - Cyl.; W/907-1383 R.P.M.	1147547	B75
Belt - Draper Drive; W/2 Rolls	1130442	C73
Belt - Fan & Alt.	1146660	7400
Belt - Gov.	1146702	7480
Belt - Grain Saver & Air Flow	0563619	A98
Belt - Hyd. Pump; W/O P.S.	1142239	▲9451HD
Belt - Hyd. Pump; W/P.S.	1166813	▲9490HD
Belt - Reel Drive; W/Long Arms	1118003	C144
Belt - Reel Drive; W/Short Arms; W/Std. Reel	1125977	B124
Belt - Reel Drive; W/Variable Speed Drive; W/Long Arms	0519007	C128
Belt - Reel Drive - Intermediate	1123452	B79

1972

Belt - A.C.; W/Comfort Cab	1152788	▲9480HD
Belt - A.C.; W/LaPort Cab	1166813	▲9490HD
Belt - Conveyor Drive	1139622	C68
Belt - Countershaft - PTO	1170283	②7440
Belt - Cyl.; W/387-590 R.P.M.	1147546	2/B93
Belt - Cyl.; W/596-908 R.P.M.	1146000	B81
Belt - Cyl.; W/907-1383 R.P.M.	1147547	B75
Belt - Draper Drive; W/2 Rolls	1130442	C73
Belt - Fan & Alt.	1146660	7400
Belt - Gov.	1146702	7480
Belt - Grain Saver & Air Flow	0563619	A98
Belt - Hyd. Pump; W/O P.S.	1142239	▲9451HD
Belt - Hyd. Pump; W/P.S.	1166813	▲9490HD
Belt - Reel Drive; W/Long Arms	1118003	C144
Belt - Reel Drive; W/Short Arms; W/Std. Reel	1125977	B124
Belt - Reel Drive; W/Variable Speed Drive; W/Long Arms	0519007	C128
Belt - Reel Drive - Intermediate	1123452	B79

Application	Mfr. No.	Part No.
GLENER - Continued		
K - Continued		
Chevrolet 6-Cyl. 250 - Continued		
1971-1970		
Belt - A.C.; W/Comfort Cab	1152788	▲9480HD
Belt - Conveyor Drive	1139622	C68
Belt - Countershaft - PTO; W/39 7/8" Belt O.C.	1148119	▲9395HD
Belt - Countershaft - PTO; W/44 5/8" Belt O.C.	1170283	②7440
Belt - Cyl.; W/387-590 R.P.M.	1147546	2/B93
Belt - Cyl.; W/596-908 R.P.M.	1146000	B81
Belt - Cyl.; W/907-1383 R.P.M.	1147547	B75
Belt - Draper Drive; W/2 Rolls	1130442	C73
Belt - Fan & Alt.	1146660	7400
Belt - Gov.	1146702	7480
Belt - Grain Saver & Air Flow	0563619	A98
Belt - Hyd. Pump; W/O P.S.	1152615	▲9660HD
Belt - Hyd. Pump; W/P.S.	1146713	▲9620HD
Belt - Main Drive	1139961	2/B148
Belt - Reel Drive; W/Long Arms	1118003	C144
Belt - Reel Drive; W/Short Arms; W/Std. Reel	1125977	B124
Belt - Reel Drive; W/Variable Speed Drive; W/Long Arms	0519007	C128
Belt - Reel Drive - Intermediate	1123452	B79
1969-1968		
Belt - A.C.; W/Stolper Cab	1142239	▲9451HD
Belt - Conveyor Drive	1139622	C68
Belt - Countershaft - PTO; W/39 7/8" Belt O.C.	1148119	▲9395HD
Belt - Countershaft - PTO; W/44 5/8" Belt O.C.	1170283	②7440
Belt - Cyl.; W/387-590 R.P.M.	1147546	2/B93
Belt - Cyl.; W/596-908 R.P.M.	1146000	B81
Belt - Draper Drive; W/2 Rolls	1130442	C73
Belt - Fan & Alt.	1146660	7400
Belt - Gov.	1146702	7480
Belt - Grain Saver & Air Flow	0563619	A98
Belt - Hyd. Pump; W/O P.S.	1152615	▲9660HD
Belt - Hyd. Pump; W/P.S.	1146713	▲9620HD
Belt - Main Drive	1139961	2/B148
Belt - Reel Drive; W/Long Arms	1118003	C144
Belt - Reel Drive; W/Short Arms; W/Std. Reel	1125977	B124
Belt - Reel Drive; W/Variable Speed Drive; W/Long Arms	0519007	C128
Belt - Reel Drive - Intermediate	1123452	B79

K2

Allis-Chalmers 4-Cyl. 200 Diesel

1982

Belt - A.C.	1193749	▲9510HD
Belt - Alt.	1139187	▲9530HD
Belt - Conveyor Drive	1139622	C68
Belt - Countershaft - PTO	1300399	②7445
Belt - Cyl.; W/387-590 R.P.M.	1147546	2/B93
Belt - Cyl.; W/596-908 R.P.M.	1146000	B81
Belt - Cyl.; W/907-1383 R.P.M.	1147547	B75
Belt - Draper Drive; W/2 Rolls	1130442	C73
Belt - Header; W/Variable Speed Drive	1172514	TR28429
Belt - Hyd. Pump	1300400	▲9415HD
Belt - Reel Drive; W/Short Arms; W/Std. Reel	1125977	B124
Belt - Reel Drive; W/Variable Speed Drive; W/H.D. Reel	1118003	C144
Belt - Reel Drive - Intermediate	1123452	B79
Belt - Spreader	1308584	B195
Hose - Upper		≈<21944

1981-1978

Belt - A.C.	1193749	▲9510HD
Belt - Alt.	1139187	▲9530HD
Belt - Conveyor Drive	1139622	C68
Belt - Countershaft - PTO	1300399	②7445
Belt - Cyl.; W/387-590 R.P.M.	1147546	2/B93
Belt - Cyl.; W/596-908 R.P.M.	1146000	B81
Belt - Cyl.; W/907-1383 R.P.M.	1147547	B75
Belt - Draper Drive; W/2 Rolls	1130442	C73
Belt - Hyd. Pump	1300400	▲9415HD
Belt - Reel Drive; W/Short Arms; W/Std. Reel	1125977	B124

▲ Standard Belt May Also Be Available.

≈< Cut to Fit.

② Two Required.

Belts and Coolant Hose for Combines Alphabetical

Application	Mfr. No.	Part No.	Application	Mfr. No.	Part No.
GLEANER - Continued			GLEANER - Continued		
K2 - Continued			L - Continued		
Allis-Chalmers 4-Cyl. 200 Diesel - Continued			Allis-Chalmers 6-Cyl. 301 Diesel - Continued		
1981-1978 - Continued			1976 - Continued		
Belt - Reel Drive; W/Variable Speed Drive; W/H.D.			Belt - Bin Unloader	1187728	C105
Reel	1118003	C144	Belt - Cyl.; W/639-1036 R.P.M.	1161595	2/B99
Belt - Reel Drive - Intermediate	1123452	B79	Belt - Grain Saver & Air Flow - Upper	1178329	B162
Belt - Spreader	1308584	B195	Belt - Hyd. Pump; W/2 1/2" Header Lift Cyl.	1173232	▲9640HD
Hose - Upper		☉21944	Belt - Hyd. Pump; W/3" Header Lift Cyl.	1175687	②▲9620HD
1977			Belt - Separator Fan	1176492	B73
Belt - A.C.	1193749	▲9510HD	Belt - Straw Chopper	1173472	C345
Belt - Alt.	1139187	▲9530HD	1975-1974		
Belt - Conveyor Drive	1139622	C68	Belt - A.C.	1166813	▲9490HD
Belt - Countershaft - PTO	1300399	②7445	Belt - Alt.; W/Single Alt.	1159298	②▲9580HD
Belt - Cyl.; W/387-590 R.P.M.	1147546	2/B93	Belt - Alt. - Lower; W/Dual Alts.	1184327	▲9625HD
Belt - Cyl.; W/596-908 R.P.M.	1146000	B81	Belt - Alt. - Upper; W/Dual Alts.	1167004	▲9580HD
Belt - Cyl.; W/907-1383 R.P.M.	1147547	B75	Belt - Cyl.; W/639-1036 R.P.M.	1161595	2/B99
Belt - Draper Drive; W/2 Rolls	1130442	C73	Belt - Grain Saver & Air Flow - Upper	1178329	B162
Belt - Hyd. Pump	1146714	▲9405HD	Belt - Hyd. Pump; W/2 1/2" Header Lift Cyl.	1173232	▲9640HD
Belt - Reel Drive; W/Short Arms; W/Std. Reel	1125977	B124	Belt - Hyd. Pump; W/3" Header Lift Cyl.	1175687	②▲9620HD
Belt - Reel Drive; W/Variable Speed Drive; W/H.D.			Belt - Separator Fan	1176492	B73
Reel	1118003	C144	Belt - Straw Chopper	1173472	C345
Belt - Reel Drive - Intermediate	1123452	B79	1973		
Hose - Upper		☉21944	Belt - A.C.	1166813	▲9490HD
Chevrolet 6-Cyl. 250			Belt - Alt.; W/Single Alt.	1172696	②▲9570HD
1981-1978			Belt - Alt. - Lower; W/Dual Alts.	1184327	▲9625HD
Belt - A.C.	1140911	▲9490HD	Belt - Alt. - Upper; W/Dual Alts.	1167004	▲9580HD
Belt - Conveyor Drive	1139622	C68	Belt - Cyl.; W/639-1036 R.P.M.	1161595	2/B99
Belt - Cyl.; W/387-590 R.P.M.	1147546	2/B93	Belt - Grain Saver & Air Flow - Upper	1178329	B162
Belt - Cyl.; W/596-908 R.P.M.	1146000	B81	Belt - Hyd. Pump; W/2 1/2" Header Lift Cyl.	1173232	▲9640HD
Belt - Cyl.; W/907-1383 R.P.M.	1147547	B75	Belt - Hyd. Pump; W/3" Header Lift Cyl.	1175687	②▲9620HD
Belt - Draper Drive; W/2 Rolls	1130442	C73	Belt - Separator Fan	1176492	B73
Belt - Fan & Alt.	1146660	7400	Belt - Straw Chopper	1173472	C345
Belt - Gov.	1146702	7480	1972		
Belt - Grain Saver & Air Flow	1190749	A128	Belt - A.C.	1166813	▲9490HD
Belt - Hyd. Pump	1300400	▲9415HD	Belt - Alt.; W/Single Alt.	1172696	②▲9570HD
Belt - Reel Drive; W/Short Arms; W/Std. Reel	1125977	B124	Belt - Alt. - Lower; W/Dual Alts.	1184327	▲9625HD
Belt - Reel Drive; W/Variable Speed Drive; W/H.D.			Belt - Alt. - Upper; W/Dual Alts.	1167004	▲9580HD
Reel	1118003	C144	Belt - Cyl.; W/639-1036 R.P.M.	1161595	2/B99
Belt - Reel Drive - Intermediate	1123452	B79	Belt - Grain Saver & Air Flow - Upper	1178329	B162
Belt - Spreader	1308584	B195	Belt - Hyd. Pump; W/2 1/2" Header Lift Cyl.	1173232	▲9640HD
Hose - Upper		20433	Belt - Hyd. Pump; W/3" Header Lift Cyl.	1175687	②▲9620HD
		or ●25526	Belt - Separator Fan	1176312	A74
Hose - Lower		20584	Belt - Straw Chopper	1173472	C345
		or ●26612	Chevrolet V-8 350		
1977			1976		
Belt - A.C.	1140911	▲9490HD	Belt - A.C.	1166813	▲9490HD
Belt - Conveyor Drive	1139622	C68	Belt - Alt.	1175751	②7550
Belt - Countershaft - PTO	1170678	②7430	Belt - Bin Unloader	1187728	C105
Belt - Cyl.; W/387-590 R.P.M.	1147546	2/B93	Belt - Cyl.; W/639-1036 R.P.M.	1161595	2/B99
Belt - Cyl.; W/596-908 R.P.M.	1146000	B81	Belt - Gov.	1164565	7520
Belt - Cyl.; W/907-1383 R.P.M.	1147547	B75	Belt - Grain Saver & Air Flow - Upper	1178329	B162
Belt - Draper Drive; W/2 Rolls	1130442	C73	Belt - Hyd. Pump; W/2 1/2" Header Lift Cyl.	1172977	▲9680HD
Belt - Fan & Alt.	1146660	7400	Belt - Hyd. Pump; W/3" Header Lift Cyl.	1175687	②▲9620HD
Belt - Gov.	1146702	7480	Belt - Separator Fan	1176492	B73
Belt - Grain Saver & Air Flow	1190749	A128	Belt - Straw Chopper	1173472	C345
Belt - Hyd. Pump	1146714	▲9405HD	Hose - By Pass		20566
Belt - Reel Drive; W/Short Arms; W/Std. Reel	1125977	B124	1975-1973		
Belt - Reel Drive; W/Variable Speed Drive; W/H.D.			Belt - A.C.	1166813	▲9490HD
Reel	1118003	C144	Belt - Alt.	1175751	②7550
Belt - Reel Drive - Intermediate	1123452	B79	Belt - Cyl.; W/639-1036 R.P.M.	1161595	2/B99
Hose - Upper		20433	Belt - Gov.	1164565	7520
		or ●25526	Belt - Grain Saver & Air Flow - Upper	1178329	B162
Hose - Lower		20584	Belt - Hyd. Pump; W/2 1/2" Header Lift Cyl.	1172977	▲9680HD
		or ●26612	Belt - Hyd. Pump; W/3" Header Lift Cyl.	1175687	②▲9620HD
L			Belt - Separator Fan	1176492	B73
Allis-Chalmers 6-Cyl. 301 Diesel			Belt - Straw Chopper	1173472	C345
1976			Hose - By Pass		20566
Belt - A.C.	1166813	▲9490HD	1972		
Belt - Alt.; W/Single Alt.	1159298	②▲9580HD	Belt - A.C.	1166813	▲9490HD
Belt - Alt. - Lower; W/Dual Alts.	1184327	▲9625HD	Belt - Alt.	1165501	②7535
Belt - Alt. - Upper; W/Dual Alts.	1167004	▲9580HD	Belt - Cyl.; W/639-1036 R.P.M.	1161595	2/B99
			Belt - Gov.	1164565	7520

☉ Cut to Fit.
② Two Required.

▲ Standard Belt May Also Be Available.
● Vulco-Flex® Coolant Hose.

Agricultural Equipment

Belts and Coolant Hose for Combines Alphabetical

Application	Mfr. No.	Part No.
GLENER - Continued		
L - Continued		
Chevrolet V-8 350 - Continued		
1972 - Continued		
Belt - Grain Saver & Air Flow - Upper	1178329	B162
Belt - Hyd. Pump; W/2 1/2" Header Lift Cyl.	1172977	▲9680HD
Belt - Hyd. Pump; W/3" Header Lift Cyl.	1175687	②▲9620HD
Belt - Separator Fan	1176312	A74
Belt - Straw Chopper	1173472	C345
Hose - By Pass		20566
L2		
Allis-Chalmers 6-Cyl. 301 Diesel		
1982		
Belt - A.C.	1193749	▲9510HD
Belt - Alt.; W/H.D. Alt.	1303453	②▲9630HD
Belt - Alt.; W/Single Alt.	1193733	②▲9550HD
Belt - Alt. - Lower; W/Dual Alts.	1184327	▲9625HD
Belt - Alt. - Upper; W/Dual Alts.	1193420	▲9550HD
Belt - Bin Unloader	1187728	C105
Belt - Cyl.; W/804-1318 R.P.M.	1188635	②B114
Belt - Grain Saver & Air Flow - Lower	1300867	C190
Belt - Grain Saver & Air Flow - Upper	1306291	A110
Belt - Hyd. Pump; W/3" Header Lift Cyl.	1317254	▲9640HD
Belt - Separator Fan	1176492	B73
Belt - Straw Chopper	1300867	C190
Hose - Lower; W/Hydro. Drive		✂21194
Hose - By Pass		✂21942
1981		
Belt - A.C.	1193749	▲9510HD
Belt - Alt.; W/H.D. Alt.	1303453	②▲9630HD
Belt - Alt.; W/Single Alt.	1193733	②▲9550HD
Belt - Alt. - Lower; W/Dual Alts.	1184327	▲9625HD
Belt - Alt. - Upper; W/Dual Alts.	1193420	▲9550HD
Belt - Bin Unloader	1187728	C105
Belt - Cyl.; W/804-1318 R.P.M.	1188635	②B114
Belt - Grain Saver & Air Flow - Lower	1300867	C190
Belt - Grain Saver & Air Flow - Upper	1306291	A110
Belt - Hyd. Pump; W/3" Header Lift Cyl.	1317254	▲9640HD
Belt - Separator Fan	1176492	B73
Belt - Straw Chopper	1300867	C190
Hose - Lower; W/Man. Trans.		●26524
Hose - Lower; W/Hydro. Drive		✂21194
Hose - By Pass		✂21942
1980		
Belt - A.C.	1193749	▲9510HD
Belt - Alt.; W/H.D. Alt.	1303453	②▲9630HD
Belt - Alt.; W/Single Alt.	1193733	②▲9550HD
Belt - Alt. - Lower; W/Dual Alts.	1184327	▲9625HD
Belt - Alt. - Upper; W/Dual Alts.	1193420	▲9550HD
Belt - Bin Unloader	1187728	C105
Belt - Cyl.; W/804-1318 R.P.M.	1188635	②B114
Belt - Grain Saver & Air Flow - Lower	1300867	C190
Belt - Grain Saver & Air Flow - Upper	1306291	A110
Belt - Hyd. Pump; W/3" Header Lift Cyl.	1317254	▲9640HD
Belt - Separator Fan	1176492	B73
Belt - Straw Chopper	1300867	C190
Hose - Lower; W/Hydro. Drive		✂21194
Hose - Lower; W/Man. Trans.		●26524
Hose - By Pass		✂21942
1979		
Belt - A.C.	1193749	▲9510HD
Belt - Alt.; W/H.D. Alt.	1303453	②▲9630HD
Belt - Alt.; W/Single Alt.	1193733	②▲9550HD
Belt - Alt. - Lower; W/Dual Alts.	1184327	▲9625HD
Belt - Alt. - Upper; W/Dual Alts.	1193420	▲9550HD
Belt - Bin Unloader	1187728	C105
Belt - Cyl.; W/804-1318 R.P.M.	1188635	②B114
Belt - Grain Saver & Air Flow - Lower	1300867	C190
Belt - Grain Saver & Air Flow - Upper	1306291	A110
Belt - Separator Fan	1176492	B73
Belt - Straw Chopper	1300867	C190
Hose - Lower		●26521

Application	Mfr. No.	Part No.
GLENER - Continued		
L2 - Continued		
Allis-Chalmers 6-Cyl. 301 Diesel - Continued		
1979 - Continued		
Hose - By Pass		✂21942
1978-1977		
Belt - A.C.	1193749	▲9510HD
Belt - Alt.; W/H.D. Alt.	1303453	②▲9630HD
Belt - Alt.; W/Single Alt.	1193733	②▲9550HD
Belt - Alt. - Lower; W/Dual Alts.	1184327	▲9625HD
Belt - Alt. - Upper; W/Dual Alts.	1193420	▲9550HD
Belt - Bin Unloader	1187728	C105
Belt - Cyl.; W/639-1036 R.P.M.	1161595	2/B99
Belt - Cyl.; W/804-1318 R.P.M.	1147546	2/B93
Belt - Separator Fan	1176492	B73
Belt - Straw Chopper	1173472	C345
Hose - Lower		●26521
Hose - By Pass		✂21942
Allis-Chalmers 6-Cyl. 426 Diesel		
1982-1980		
Belt - A.C.	1193749	▲9510HD
Belt - Alt.; W/105A. Alt.	1181482	②TR22676
Belt - Alt.; W/110A. H.D. Alt.	1195451	②TR22711
Belt - Alt. - Lower; W/Dual Alts.	1184961	TR22692
Belt - Alt. - Upper; W/Dual Alts.	1186454	TR22676
Belt - Bin Unloader	1187728	C105
Belt - Cyl.; W/804-1318 R.P.M.	1188635	②B114
Belt - Grain Saver & Air Flow - Lower	1300867	C190
Belt - Grain Saver & Air Flow - Upper	1306291	A110
Belt - Hyd. Pump; W/3" Header Lift Cyl.	1317254	▲9640HD
Belt - Hydro. Drive	1188636	③B114
Belt - Separator Fan	1176492	B73
Belt - Straw Chopper	1300867	C190
Hose - Upper		●26505
Hose - Lower; W/Hydro. Drive		✂21194
1979		
Belt - A.C.	1193749	▲9510HD
Belt - Alt.; W/105A. Alt.	1181482	②TR22676
Belt - Alt.; W/110A. H.D. Alt.	1195451	②TR22711
Belt - Alt. - Lower; W/Dual Alts.	1184961	TR22692
Belt - Alt. - Upper; W/Dual Alts.	1186454	TR22676
Belt - Bin Unloader	1187728	C105
Belt - Cyl.; W/804-1318 R.P.M.	1188635	②B114
Belt - Grain Saver & Air Flow - Lower	1300867	C190
Belt - Grain Saver & Air Flow - Upper	1306291	A110
Belt - Hyd. Pump	1175687	▲9620HD
Belt - Hydro. Drive	1188636	③B114
Belt - Separator Fan	1176492	B73
Belt - Straw Chopper	1300867	C190
Hose - Lower		●26521
1978		
Belt - A.C.	1193749	▲9510HD
Belt - Alt.; W/105A. Alt.	1181482	②TR22676
Belt - Alt.; W/110A. H.D. Alt.	1195451	②TR22711
Belt - Alt. - Lower; W/Dual Alts.	1184961	TR22692
Belt - Alt. - Upper; W/Dual Alts.	1186454	TR22676
Belt - Bin Unloader	1187728	C105
Belt - Cyl.; W/639-1036 R.P.M.	1161595	2/B99
Belt - Cyl.; W/804-1318 R.P.M.	1147546	2/B93
Belt - Hyd. Pump	1175687	▲9620HD
Belt - Hydro. Drive	1188636	③B114
Belt - Separator Fan	1176492	B73
Belt - Straw Chopper	1173472	C345
Hose - Lower		●26521
1977		
Belt - A.C.	1193749	▲9510HD
Belt - Alt.; W/105A. Alt.	1181482	②TR22676
Belt - Alt.; W/110A. H.D. Alt.	1195451	②TR22711
Belt - Alt. - Lower; W/Dual Alts.	1184961	TR22692
Belt - Alt. - Upper; W/Dual Alts.	1186454	TR22676
Belt - Bin Unloader	1187728	C105
Belt - Cyl.; W/639-1036 R.P.M.	1161595	2/B99
Belt - Cyl.; W/804-1318 R.P.M.	1147546	2/B93

▲ Standard Belt May Also Be Available.

✂ Cut to Fit.

③ Three Required.

② Two Required.

● Vulco-Flex® Coolant Hose.

Belts and Coolant Hose for Combines Alphabetical

Application	Mfr. No.	Part No.
GLEANER - Continued		
L2 - Continued		
Allis-Chalmers 6-Cyl. 426 Diesel - Continued		
1977 - Continued		
Belt - Hyd. Pump	1175687	▲9620HD
Belt - Separator Fan	1176492	B73
Belt - Straw Chopper	1173472	C345
Hose - Lower		●26521
L3		
Allis-Chalmers 6-Cyl. 301 Diesel		
1987-1984		
Belt - A.C.	1193749	▲9510HD
Belt - Alt.; W/H.D. Alt.	1303453	②▲9630HD
Belt - Alt. - Lower; W/Dual Alts.	1184327	▲9625HD
Belt - Alt. - Upper; W/Dual Alts.	1193420	▲9550HD
Belt - Bin Unloader	1187728	C105
Belt - Grain Saver & Air Flow - Lower	1300867	C190
Belt - Grain Saver & Air Flow - Upper	1306291	A110
Belt - Hyd. Pump; W/3" Header Lift Cyl.	1317254	▲9640HD
Belt - Separator Fan	1176492	B73
Belt - Straw Chopper	1300867	C190
1983		
Belt - A.C.	1193749	▲9510HD
Belt - Alt.; W/H.D. Alt.	1303453	②▲9630HD
Belt - Alt. - Lower; W/Dual Alts.	1184327	▲9625HD
Belt - Alt. - Upper; W/Dual Alts.	1193420	▲9550HD
Belt - Bin Unloader	1187728	C105
Belt - Cyl.; W/804-1318 R.P.M.; Ser. No. 26115 & Before	1188635	②B114
Belt - Grain Saver & Air Flow - Lower	1300867	C190
Belt - Grain Saver & Air Flow - Upper	1306291	A110
Belt - Hyd. Pump; W/3" Header Lift Cyl.	1317254	▲9640HD
Belt - Separator Fan	1176492	B73
Belt - Straw Chopper	1300867	C190
Allis-Chalmers 6-Cyl. 426 Diesel		
1987-1985		
Belt - A.C.	1193749	▲9510HD
Belt - Alt.; W/105A. Alt.	1181482	②TR22676
Belt - Alt.; W/110A. H.D. Alt.	1195451	②TR22711
Belt - Alt. - Lower; W/Dual Alts.	1184961	TR22692
Belt - Alt. - Upper; W/Dual Alts.	1186454	TR22676
Belt - Bin Unloader	1187728	C105
Belt - Grain Saver & Air Flow - Lower	1300867	C190
Belt - Grain Saver & Air Flow - Upper	1306291	A110
Belt - Hyd. Pump; W/3" Header Lift Cyl.	1317254	▲9640HD
Belt - Separator Fan	1176492	B73
Belt - Straw Chopper	1300867	C190
1984		
Belt - A.C.	1193749	▲9510HD
Belt - Alt.; W/105A. Alt.	1181482	②TR22676
Belt - Alt.; W/110A. H.D. Alt.	1195451	②TR22711
Belt - Alt. - Lower; W/Dual Alts.	1184961	TR22692
Belt - Alt. - Upper; W/Dual Alts.	1186454	TR22676
Belt - Bin Unloader	1187728	C105
Belt - Grain Saver & Air Flow - Lower	1300867	C190
Belt - Grain Saver & Air Flow - Upper	1306291	A110
Belt - Hyd. Pump; W/3" Header Lift Cyl.	1317254	▲9640HD
Belt - Hydro. Drive; Ser. No. 15501 Thru 28349 ...	1188636	③B114
Belt - Separator Fan	1176492	B73
Belt - Straw Chopper	1300867	C190
1983		
Belt - A.C.	1193749	▲9510HD
Belt - Alt.; W/105A. Alt.	1181482	②TR22676
Belt - Alt.; W/110A. H.D. Alt.	1195451	②TR22711
Belt - Alt. - Lower; W/Dual Alts.	1184961	TR22692
Belt - Alt. - Upper; W/Dual Alts.	1186454	TR22676
Belt - Bin Unloader	1187728	C105
Belt - Grain Saver & Air Flow - Lower	1300867	C190
Belt - Grain Saver & Air Flow - Upper	1306291	A110
Belt - Hyd. Pump; W/3" Header Lift Cyl.	1317254	▲9640HD

▲ Standard Belt May Also Be Available.
② Two Required.

Application	Mfr. No.	Part No.
GLEANER - Continued		
L3 - Continued		
Allis-Chalmers 6-Cyl. 426 Diesel - Continued		
1983 - Continued		
Belt - Hydro. Drive	1188636	③B114
Belt - Separator Fan	1176492	B73
Belt - Straw Chopper	1300867	C190
M		
Allis-Chalmers 6-Cyl. 301 Diesel		
1976		
Belt - A.C.	1166813	▲9490HD
Belt - Alt.; W/Single Alt.	1159298	②▲9580HD
Belt - Alt. - Lower; W/Dual Alts.	1184327	▲9625HD
Belt - Alt. - Upper; W/Dual Alts.	1167004	▲9580HD
Belt - Bin Unloader	1187728	C105
Belt - Cyl.; W/639-1046 R.P.M.	1161595	2/B99
Belt - Cyl.; W/804-1343 R.P.M.	1147546	2/B93
Belt - Grain Saver & Air Flow - Upper	1178329	B162
Belt - Hyd. Pump; W/2 1/2" Header Lift Cyl.	1173232	▲9640HD
Belt - Hyd. Pump; W/3" Header Lift Cyl.	1175687	②▲9620HD
Belt - Separator Fan	1176492	B73
Belt - Straw Chopper	1173472	C345
Hose - Lower; W/Hydro. Drive		●26506
Hose - By Pass		20566
1975		
Belt - A.C.	1166813	▲9490HD
Belt - Alt.; W/Single Alt.	1159298	②▲9580HD
Belt - Alt. - Lower; W/Dual Alts.	1184327	▲9625HD
Belt - Alt. - Upper; W/Dual Alts.	1167004	▲9580HD
Belt - Cyl.; W/639-1046 R.P.M.	1161595	2/B99
Belt - Cyl.; W/804-1343 R.P.M.	1147546	2/B93
Belt - Grain Saver & Air Flow - Upper	1178329	B162
Belt - Hyd. Pump; W/2 1/2" Header Lift Cyl.	1173232	▲9640HD
Belt - Hyd. Pump; W/3" Header Lift Cyl.	1175687	②▲9620HD
Belt - Separator Fan	1176492	B73
Belt - Straw Chopper	1300867	C190
Hose - Lower; W/Hydro. Drive		●26506
Hose - By Pass		20566
1974		
Belt - A.C.	1166813	▲9490HD
Belt - Alt.; W/Single Alt.	1159298	②▲9580HD
Belt - Alt. - Lower; W/Dual Alts.	1184327	▲9625HD
Belt - Alt. - Upper; W/Dual Alts.	1167004	▲9580HD
Belt - Cyl.; W/639-1046 R.P.M.	1161595	2/B99
Belt - Cyl.; W/804-1343 R.P.M.	1147546	2/B93
Belt - Grain Saver & Air Flow - Upper	1178329	B162
Belt - Hyd. Pump; W/2 1/2" Header Lift Cyl.	1173232	▲9640HD
Belt - Hyd. Pump; W/3" Header Lift Cyl.	1175687	②▲9620HD
Belt - Separator Fan	1176492	B73
Belt - Straw Chopper	1300867	C190
Hose - By Pass		20566
1973		
Belt - A.C.	1166813	▲9490HD
Belt - Alt. - Lower; W/Dual Alts.	1184327	▲9625HD
Belt - Alt. - Upper; W/Dual Alts.	1167004	▲9580HD
Belt - Cyl.; W/639-1046 R.P.M.	1161595	2/B99
Belt - Cyl.; W/804-1343 R.P.M.	1147546	2/B93
Belt - Grain Saver & Air Flow - Upper	1178329	B162
Belt - Hyd. Pump; W/2 1/2" Header Lift Cyl.	1173232	▲9640HD
Belt - Hyd. Pump; W/3" Header Lift Cyl.	1175687	②▲9620HD
Belt - Separator Fan	1176492	B73
Belt - Straw Chopper	1300867	C190
Hose - By Pass		20566
Chevrolet V-8 350		
1976		
Belt - A.C.	1166813	▲9490HD
Belt - Alt.	1165501	②7535
Belt - Bin Unloader	1187728	C105
Belt - Cyl.; W/639-1046 R.P.M.	1161595	2/B99
Belt - Cyl.; W/804-1343 R.P.M.	1147546	2/B93
Belt - Grain Saver & Air Flow - Upper	1178329	B162
Belt - Hyd. Pump; W/2 1/2" Header Lift Cyl.	1172977	▲9680HD

● Vulco-Flex® Coolant Hose.
③ Three Required.

Belts and Coolant Hose for Combines Alphabetical

Application	Mfr. No.	Part No.
GLEANER - Continued		
M - Continued		
Chevrolet V-8 350 - Continued		
1976 - Continued		
Belt - Hyd. Pump; W/3" Header Lift Cyl.	1175686	▲9650HD
Belt - Separator Fan	1176492	B73
Hose - By Pass		20566
1975-1973		
Belt - A.C.	1166813	▲9490HD
Belt - Alt.	1165501	②7535
Belt - Cyl.; W/639-1046 R.P.M.	1161595	2/B99
Belt - Cyl.; W/804-1343 R.P.M.	1147546	2/B93
Belt - Grain Saver & Air Flow - Upper	1178329	B162
Belt - Hyd. Pump; W/2 1/2" Header Lift Cyl.	1172977	▲9680HD
Belt - Hyd. Pump; W/3" Header Lift Cyl.	1175686	▲9650HD
Belt - Separator Fan	1176492	B73
Hose - By Pass		20566
M2		
Allis-Chalmers 6-Cyl. 301 Diesel		
1982-1981		
Belt - A.C.	1193749	▲9510HD
Belt - Alt.; W/Single Alt.	1193733	②▲9550HD
Belt - Alt. - Lower; W/Dual Alts.	1184327	▲9625HD
Belt - Alt. - Upper; W/Dual Alts.	1193420	▲9550HD
Belt - Cyl.; W/639-1046 R.P.M.	1161595	2/B99
Belt - Cyl.; W/803-1343 R.P.M.	1147546	2/B93
Belt - Cyl.; W/804-1318 R.P.M.	1188635	②B114
Belt - Grain Saver & Air Flow - Upper	1306291	A110
Belt - Hyd. Pump	1317254	▲9640HD
Belt - Hydro. Drive	1188635	②B114
Belt - Separator Fan	1176492	B73
Belt - Straw Chopper	1173472	C345
Hose - Lower		●26524
Hose - By Pass		✂21942
1980-1979		
Belt - A.C.	1193749	▲9510HD
Belt - Alt.; W/Single Alt.	1193733	②▲9550HD
Belt - Alt. - Lower; W/Dual Alts.	1184327	▲9625HD
Belt - Alt. - Upper; W/Dual Alts.	1193420	▲9550HD
Belt - Cyl.; W/639-1046 R.P.M.	1161595	2/B99
Belt - Cyl.; W/803-1343 R.P.M.	1147546	2/B93
Belt - Cyl.; W/804-1318 R.P.M.	1188635	②B114
Belt - Grain Saver & Air Flow - Upper	1306291	A110
Belt - Hyd. Pump; W/2 1/2" Header Lift Cyl.	1173232	▲9640HD
Belt - Hyd. Pump; W/3" Header Lift Cyl.	1175687	②▲9620HD
Belt - Hydro. Drive	1188635	②B114
Belt - Separator Fan	1176492	B73
Belt - Straw Chopper	1173472	C345
Hose - Lower		●26524
Hose - By Pass		✂21942
1978		
Belt - A.C.	1193749	▲9510HD
Belt - Alt.; W/Single Alt.	1193733	②▲9550HD
Belt - Alt. - Lower; W/Dual Alts.	1184327	▲9625HD
Belt - Alt. - Upper; W/Dual Alts.	1193420	▲9550HD
Belt - Cyl.; W/639-1046 R.P.M.	1161595	2/B99
Belt - Cyl.; W/803-1343 R.P.M.	1147546	2/B93
Belt - Hyd. Pump; W/2 1/2" Header Lift Cyl.	1173232	▲9640HD
Belt - Hyd. Pump; W/3" Header Lift Cyl.	1175687	②▲9620HD
Belt - Hydro. Drive	1188635	②B114
Belt - Separator Fan	1176492	B73
Hose - Lower		●26524
Hose - By Pass		✂21942
1977		
Belt - A.C.	1193749	▲9510HD
Belt - Alt.; W/Single Alt.	1193733	②▲9550HD
Belt - Alt. - Lower; W/Dual Alts.	1184327	▲9625HD
Belt - Alt. - Upper; W/Dual Alts.	1193420	▲9550HD
Belt - Bin Unloader	1187728	C105
Belt - Countershaft - Thresher Pivot To Center Shaft	1179490	B122
Belt - Cyl.; W/639-1046 R.P.M.	1161595	2/B99

Application	Mfr. No.	Part No.
GLEANER - Continued		
M2 - Continued		
Allis-Chalmers 6-Cyl. 301 Diesel - Continued		
1977 - Continued		
Belt - Cyl.; W/803-1343 R.P.M.	1147546	2/B93
Belt - Hyd. Pump; W/2 1/2" Header Lift Cyl.	1173232	▲9640HD
Belt - Hyd. Pump; W/3" Header Lift Cyl.	1175687	②▲9620HD
Belt - Separator Fan	1176492	B73
Belt - Straw Chopper	1173472	C345
Hose - Lower		●26524
Hose - By Pass		✂21942
M3		
Allis-Chalmers 6-Cyl. 301 Diesel		
1988-1985		
Belt - A.C.	1193749	▲9510HD
Belt - Alt. - Lower; W/Dual Alts.	1184327	▲9625HD
Belt - Alt. - Upper; W/Dual Alts.	1193420	▲9550HD
Belt - Grain Saver & Air Flow - Lower; W/O Chopper	1300867	C190
Belt - Hyd. Pump	1317254	▲9640HD
Belt - Separator Fan	1176492	B73
Belt - Straw Chopper	1300867	C190
1984		
Belt - A.C.	1193749	▲9510HD
Belt - Alt. - Lower; W/Dual Alts.	1184327	▲9625HD
Belt - Alt. - Upper; W/Dual Alts.	1193420	▲9550HD
Belt - Grain Saver & Air Flow - Lower; W/O Chopper	1300867	C190
Belt - Hyd. Pump	1317254	▲9640HD
Belt - Hydro. Drive; Ser. No. 18401 Thru 26300 ...	1188635	②B114
Belt - Separator Fan	1176492	B73
Belt - Straw Chopper	1300867	C190
1983		
Belt - A.C.	1193749	▲9510HD
Belt - Alt. - Lower; W/Dual Alts.	1184327	▲9625HD
Belt - Alt. - Upper; W/Dual Alts.	1193420	▲9550HD
Belt - Grain Saver & Air Flow - Lower; W/O Chopper	1300867	C190
Belt - Hyd. Pump	1317254	▲9640HD
Belt - Hydro. Drive	1188635	②B114
Belt - Separator Fan	1176492	B73
Belt - Straw Chopper	1300867	C190
Allis-Chalmers 6-Cyl. 426 Diesel		
1985		
Belt - A.C.	1193749	▲9510HD
Belt - Alt. - Lower; W/Dual Alts.	1184327	▲9625HD
Belt - Alt. - Upper; W/Dual Alts.	1193420	▲9550HD
Belt - Grain Saver & Air Flow - Lower; W/O Chopper	1300867	C190
Belt - Hyd. Pump	1317254	▲9640HD
Belt - Separator Fan	1176492	B73
Belt - Straw Chopper	1300867	C190
1984		
Belt - A.C.	1193749	▲9510HD
Belt - Alt. - Lower; W/Dual Alts.	1184327	▲9625HD
Belt - Alt. - Upper; W/Dual Alts.	1193420	▲9550HD
Belt - Grain Saver & Air Flow - Lower; W/O Chopper	1300867	C190
Belt - Hyd. Pump	1317254	▲9640HD
Belt - Hydro. Drive; Ser. No. 18401 Thru 26300 ...	1188635	②B114
Belt - Separator Fan	1176492	B73
Belt - Straw Chopper	1300867	C190
MH2 Hillside		
Allis-Chalmers 6-Cyl. 301 Diesel		
1982-1979		
Belt - A.C.	1193749	▲9510HD
Belt - Alt.; W/H.D. Alt.	1195451	②TR22711
Belt - Alt.; W/Single Alt.	1193733	②▲9550HD
Belt - Alt. - Lower; W/Dual Alts.	1184327	▲9625HD
Belt - Bin Unloader	1187728	C105

▲ Standard Belt May Also Be Available.
● Vulco-Flex® Coolant Hose.

② Two Required.
✂ Cut to Fit.

Belts and Coolant Hose for Combines Alphabetical

Application	Mfr. No.	Part No.
GLEANER - Continued		
MH2 Hillside - Continued		
Allis-Chalmers 6-Cyl. 301 Diesel - Continued		
1982-1979 - Continued		
Belt - Countershaft - Swivel	1192282	C87
Belt - Countershaft - Thresher Pivot To Center Shaft	1179490	②B122
Belt - Cyl.; W/804-1343 R.P.M.	1147546	2/B93
Belt - Hyd. Pump	1327638	②▲9605HD
Belt - Hydro. Drive	1188635	③B114
Belt - Separator Fan	1176492	B73
Belt - Straw Chopper	1300867	C190
1978-1977		
Belt - A.C.	1193749	▲9510HD
Belt - Alt.; W/H.D. Alt.	1195451	②TR22711
Belt - Alt.; W/Single Alt.	1193733	②▲9550HD
Belt - Alt. - Lower; W/Dual Alts.	1184327	▲9625HD
Belt - Bin Unloader	1187728	C105
Belt - Countershaft - Swivel	1192282	C87
Belt - Countershaft - Thresher Pivot To Center Shaft	1179490	②B122
Belt - Cyl.; W/412-1343 R.P.M.	1161595	2/B99
Belt - Cyl.; W/633-1059 R.P.M.	1161595	2/B99
Belt - Cyl.; W/804-1343 R.P.M.	1147546	2/B93
Belt - Hyd. Pump	1327638	②▲9605HD
Belt - Hydro. Drive	1188635	③B114
Belt - Separator Fan	1176492	B73
Belt - Straw Chopper	1173472	C345
Allis-Chalmers 6-Cyl. 426 Diesel		
1982		
Belt - A.C.	1193749	▲9510HD
Belt - Alt.; W/H.D. Alt.	1195451	②TR22711
Belt - Alt.; W/Single Alt.	1181482	②TR22676
Belt - Alt. - Lower; W/Dual Alts.	1184961	TR22692
Belt - Alt. - Upper; W/Dual Alts.	1186454	TR22676
Belt - Bin Unloader	1187728	C105
Belt - Countershaft - Swivel	1192282	C87
Belt - Countershaft - Thresher Pivot To Center Shaft	1179490	②B122
Belt - Cyl.; W/804-1343 R.P.M.	1147546	2/B93
Belt - Hyd. Pump	1327638	②▲9605HD
Belt - Hydro. Drive	1188636	③B114
Belt - Separator Fan	1176492	B73
Belt - Straw Chopper	1300867	C190
Hose - Lower; W/Hydro. Drive; Ser. No. 19500 & Before		●26524
Hose - Lower; W/Hydro. Drive; Ser. No. 19501 & After		⊖21194
1981		
Belt - A.C.	1193749	▲9510HD
Belt - Alt.; W/H.D. Alt.	1195451	②TR22711
Belt - Alt.; W/Single Alt.	1181482	②TR22676
Belt - Alt. - Lower; W/Dual Alts.	1184961	TR22692
Belt - Alt. - Upper; W/Dual Alts.	1186454	TR22676
Belt - Bin Unloader	1187728	C105
Belt - Countershaft - Swivel	1192282	C87
Belt - Countershaft - Thresher Pivot To Center Shaft	1179490	②B122
Belt - Cyl.; W/804-1343 R.P.M.	1147546	2/B93
Belt - Hyd. Pump	1327638	②▲9605HD
Belt - Hydro. Drive	1188636	③B114
Belt - Separator Fan	1176492	B73
Belt - Straw Chopper	1300867	C190
Hose - Lower; W/Hydro. Drive; Ser. No. 19501 & After		⊖21194
Hose - Lower; W/Hydro. Drive; Ser. No. 19500 & Before		●26524
1980-1979		
Belt - A.C.	1193749	▲9510HD
Belt - Alt.; W/H.D. Alt.	1195451	②TR22711
Belt - Alt.; W/Single Alt.	1181482	②TR22676
Belt - Alt. - Lower; W/Dual Alts.	1184961	TR22692
Belt - Alt. - Upper; W/Dual Alts.	1186454	TR22676
Belt - Bin Unloader	1187728	C105
Belt - Countershaft - Swivel	1192282	C87
Belt - Countershaft - Thresher Pivot To Center Shaft	1179490	②B122

② Two Required.
③ Three Required.
⊖ Cut to Fit.

Application	Mfr. No.	Part No.
GLEANER - Continued		
MH2 Hillside - Continued		
Allis-Chalmers 6-Cyl. 426 Diesel - Continued		
1980-1979 - Continued		
Belt - Cyl.; W/804-1343 R.P.M.	1147546	2/B93
Belt - Hyd. Pump	1327638	②▲9605HD
Belt - Hydro. Drive	1188636	③B114
Belt - Separator Fan	1176492	B73
Belt - Straw Chopper	1300867	C190
Hose - Lower; W/Hydro. Drive; Ser. No. 19500 & Before		●26524
Hose - Lower; W/Hydro. Drive; Ser. No. 19501 & After		⊖21194
1978		
Belt - A.C.	1193749	▲9510HD
Belt - Alt.; W/H.D. Alt.	1195451	②TR22711
Belt - Alt.; W/Single Alt.	1181482	②TR22676
Belt - Alt. - Lower; W/Dual Alts.	1184961	TR22692
Belt - Alt. - Upper; W/Dual Alts.	1186454	TR22676
Belt - Bin Unloader	1187728	C105
Belt - Countershaft - Swivel	1192282	C87
Belt - Countershaft - Thresher Pivot To Center Shaft	1179490	②B122
Belt - Cyl.; W/412-1343 R.P.M.	1161595	2/B99
Belt - Cyl.; W/633-1059 R.P.M.	1161595	2/B99
Belt - Cyl.; W/804-1343 R.P.M.	1147546	2/B93
Belt - Hyd. Pump	1327638	②▲9605HD
Belt - Hydro. Drive	1188636	③B114
Belt - Separator Fan	1176492	B73
Belt - Straw Chopper	1173472	C345
Hose - Lower; W/Hydro. Drive; Ser. No. 19500 & Before		●26524
Hose - Lower; W/Hydro. Drive; Ser. No. 19501 & After		⊖21194
1977		
Belt - A.C.	1193749	▲9510HD
Belt - Alt.; W/H.D. Alt.	1195451	②TR22711
Belt - Alt.; W/Single Alt.	1181482	②TR22676
Belt - Alt. - Lower; W/Dual Alts.	1184961	TR22692
Belt - Alt. - Upper; W/Dual Alts.	1186454	TR22676
Belt - Bin Unloader	1187728	C105
Belt - Countershaft - Swivel	1192282	C87
Belt - Countershaft - Thresher Pivot To Center Shaft	1179490	②B122
Belt - Cyl.; W/412-1343 R.P.M.	1161595	2/B99
Belt - Cyl.; W/633-1059 R.P.M.	1161595	2/B99
Belt - Cyl.; W/804-1343 R.P.M.	1147546	2/B93
Belt - Hyd. Pump	1327638	②▲9605HD
Belt - Hydro. Drive	1188636	③B114
Belt - Separator Fan	1176492	B73
Belt - Straw Chopper	1173472	C345
Hose - Lower; W/Hydro. Drive; Ser. No. 19501 & After		⊖21194
Hose - Lower; W/Hydro. Drive; Ser. No. 19500 & Before		●26524
MH3 Hillside		
Allis-Chalmers 6-Cyl. 301 Diesel		
1987-1984		
Belt - A.C.	1193749	▲9510HD
Belt - Alt.; W/H.D. Alt.	1195451	②TR22711
Belt - Alt. - Lower; W/Dual Alts.	1184327	▲9625HD
Belt - Countershaft - Swivel	1192282	C87
Belt - Countershaft - Thresher Pivot To Center Shaft	1179490	②B122
Belt - Cyl.; W/804-1343 R.P.M.	1147546	2/B93
Belt - Hyd. Pump	1327638	②▲9605HD
Belt - Hydro. Drive	1188635	②B114
Belt - Separator Fan	1176492	B73
Belt - Straw Chopper	1300867	C190
1983		
Belt - A.C.	1193749	▲9510HD
Belt - Alt.; W/H.D. Alt.	1195451	②TR22711
Belt - Alt. - Lower; W/Dual Alts.	1184327	▲9625HD
Belt - Bin Unloader	1187728	C105
Belt - Countershaft - Swivel	1192282	C87
Belt - Countershaft - Thresher Pivot To Center Shaft	1179490	②B122
Belt - Cyl.; W/804-1343 R.P.M.	1147546	2/B93

▲ Standard Belt May Also Be Available.
● Vulco-Flex® Coolant Hose.

Belts and Coolant Hose for Combines Alphabetical

Application	Mfr. No.	Part No.
GLENER - Continued		
MH3 Hillside - Continued		
Allis-Chalmers 6-Cyl. 301 Diesel - Continued		
1983 - Continued		
Belt - Hyd. Pump	1327638	②▲9605HD
Belt - Hydro. Drive	1188635	②B114
Belt - Separator Fan	1176492	B73
Belt - Straw Chopper	1300867	C190
Allis-Chalmers 6-Cyl. 426 Diesel		
1987-1984		
Belt - A.C.	1193749	▲9510HD
Belt - Alt.; W/H.D. Alt.	1195451	②TR22711
Belt - Alt.; W/Single Alt.	1181482	②TR22676
Belt - Alt. - Lower; W/Dual Alts.	1184961	TR22692
Belt - Alt. - Upper; W/Dual Alts.	1186454	TR22676
Belt - Countershaft - Swivel	1192282	C87
Belt - Countershaft - Thresher Pivot To Center Shaft	1179490	②B122
Belt - Cyl.; W/804-1343 R.P.M.	1147546	2/B93
Belt - Hyd. Pump	1327638	②▲9605HD
Belt - Hydro. Drive	1188636	③B114
Belt - Separator Fan	1176492	B73
Belt - Straw Chopper	1300867	C190
1983		
Belt - A.C.	1193749	▲9510HD
Belt - Alt.; W/H.D. Alt.	1195451	②TR22711
Belt - Alt.; W/Single Alt.	1181482	②TR22676
Belt - Alt. - Lower; W/Dual Alts.	1184961	TR22692
Belt - Alt. - Upper; W/Dual Alts.	1186454	TR22676
Belt - Bin Unloader	1187728	C105
Belt - Countershaft - Swivel	1192282	C87
Belt - Countershaft - Thresher Pivot To Center Shaft	1179490	②B122
Belt - Cyl.; W/804-1343 R.P.M.	1147546	2/B93
Belt - Hyd. Pump	1327638	②▲9605HD
Belt - Hydro. Drive	1188636	③B114
Belt - Separator Fan	1176492	B73
Belt - Straw Chopper	1300867	C190
MH Hillside		
Allis-Chalmers 6-Cyl. 301 Diesel		
1976		
Belt - A.C.	1166813	▲9490HD
Belt - Alt.; W/H.D. Alt.	1195451	②TR22711
Belt - Alt.; W/Single Alt.	1159298	②▲9580HD
Belt - Alt. - Lower; W/Dual Alts.	1184327	▲9625HD
Belt - Alt. - Upper; W/Dual Alts.	1167004	▲9580HD
Belt - Bin Unloader	1187728	C105
Belt - Countershaft - Swivel	1192282	C87
Belt - Countershaft - Thresher Pivot To Center Shaft	1179490	②B122
Belt - Cyl.; W/412-1343 R.P.M.	1161595	2/B99
Belt - Cyl.; W/633-1059 R.P.M.	1161595	2/B99
Belt - Cyl.; W/803-1343 R.P.M.	1147546	2/B93
Belt - Hyd. Pump	1327638	②▲9605HD
Belt - Separator Fan	1176492	B73
Belt - Straw Chopper	1173472	C345
Belt - Traction - Hydro.	1188635	B114
1975-1974		
Belt - A.C.	1166813	▲9490HD
Belt - Alt.; W/Single Alt.	1159298	②▲9580HD
Belt - Alt. - Lower; W/Dual Alts.	1184327	▲9625HD
Belt - Alt. - Upper; W/Dual Alts.	1167004	▲9580HD
Belt - Countershaft - Swivel	1192282	C87
Belt - Countershaft - Thresher Pivot To Center Shaft	1179490	②B122
Belt - Cyl.; W/412-1343 R.P.M.	1161595	2/B99
Belt - Cyl.; W/633-1059 R.P.M.	1161595	2/B99
Belt - Cyl.; W/803-1343 R.P.M.	1147546	2/B93
Belt - Hyd. Pump	1327638	②▲9605HD
Belt - Separator Fan	1176492	B73
Belt - Straw Chopper	1173472	C345

Application	Mfr. No.	Part No.
GLENER - Continued		
MH Hillside - Continued		
Allis-Chalmers 6-Cyl. 301 Diesel - Continued		
1973		
Belt - A.C.	1166813	▲9490HD
Belt - Alt. - Lower; W/Dual Alts.	1184327	▲9625HD
Belt - Alt. - Upper; W/Dual Alts.	1167004	▲9580HD
Belt - Countershaft - Swivel	1192282	C87
Belt - Countershaft - Thresher Pivot To Center Shaft	1179490	②B122
Belt - Cyl.; W/412-1343 R.P.M.	1161595	2/B99
Belt - Cyl.; W/633-1059 R.P.M.	1161595	2/B99
Belt - Cyl.; W/803-1343 R.P.M.	1147546	2/B93
Belt - Hyd. Pump	1327638	②▲9605HD
Belt - Separator Fan	1176492	B73
Belt - Straw Chopper	1173472	C345
N5		
Allis-Chalmers 6-Cyl. 426 Diesel		
1986-1983		
Belt - A.C.	1193420	▲9550HD
Belt - Alt.; W/105A. Alt.	1336137	TR22657
Belt - Clean Grain Elevator	1325847	C116
Belt - Header; W/Std. Speed	1320449	B152
Belt - Impeller	1322418	B83
Belt - Main Drive	1336997	③B210
Belt - Overfeed Auger	1325150	②B126
Belt - Pivot Drive - Left Hand	1310382	B128
Belt - Rad. Fan	1302482	②▲9500HD
Belt - Rear Hood Spreader	1334919	B133
Belt - Separator Fan	1339886	C83
Belt - Shoe Pitman Drive	1336307	②A57
Belt - Straw Chopper J.S.	1344935	C83
Belt - Straw Spreader	1326253	B188
Belt - Tailings Drive	1346200	6865
Belt - Tailings Return	1337000	B94
Hose - Upper - Eng. To Pipe		21194
		or ●26521
Hose - Upper - Pipe To Rad.		●26520
Hose - Lower - Pipe To Rad.		●26525
1982		
Belt - A.C.	1193420	▲9550HD
Belt - Alt.; W/110A. Alt.	1186454	TR22676
Belt - Clean Grain Elevator	1325847	C116
Belt - Header; W/Std. Speed	1320449	B152
Belt - Impeller	1322418	B83
Belt - Main Drive	1336997	③B210
Belt - Overfeed Auger	1325150	②B126
Belt - Pivot Drive - Left Hand	1310382	B128
Belt - Rad. Fan	1302482	②▲9500HD
Belt - Rear Hood Spreader	1334919	B133
Belt - Separator Fan	1339886	C83
Belt - Shoe Pitman Drive	1336307	②A57
Belt - Straw Chopper J.S.	1344935	C83
Belt - Straw Spreader	1326253	B188
Belt - Tailings Drive	1346200	6865
Belt - Tailings Return	1337000	B94
Hose - Upper - Eng. To Pipe		21194
		or ●26521
Hose - Upper - Pipe To Rad.		●26520
Hose - Lower - Pipe To Rad.		●26525
1981		
Belt - A.C.	1193420	▲9550HD
Belt - Alt.; W/H.D. Alt.	1306200	TR22711
Belt - Alt.; W/Std. Alt.	1311297	TR22692
Belt - Clean Grain Elevator	1325847	C116
Belt - Impeller	1322418	B83
Belt - Main Drive	1336997	③B210
Belt - Pivot Drive - Left Hand	1310382	B128
Belt - Rad. Fan	1302482	②▲9500HD
Belt - Rear Hood Spreader	1334919	B133
Belt - Separator Fan	1339886	C83
Belt - Shoe Pitman Drive	1336307	②A57

② Two Required.
③ Three Required.

▲ Standard Belt May Also Be Available.
● Vulco-Flex® Coolant Hose.

Belts and Coolant Hose for Combines Alphabetical

Application	Mfr. No.	Part No.
GLEANER - Continued		
N5 - Continued		
Allis-Chalmers 6-Cyl. 426 Diesel - Continued		
1981 - Continued		
Belt - Straw Chopper J.S.	1344935	C83
Belt - Straw Spreader	1326253	B188
Belt - Tailings Drive	1346200	6865
Belt - Tailings Return	1337000	B94
Belt - Unloader Drive - Right Hand	1177795	②B74
Hose - Upper - Eng. To Pipe		21194
	or	●26521
Hose - Upper - Pipe To Rad.		●26520
Hose - Lower - Pipe To Rad.		●26525
1980-1979		
Belt - A.C.	1193420	▲9550HD
Belt - Alt.; W/H.D. Alt.	1306200	TR22711
Belt - Alt.; W/Std. Alt.	1311297	TR22692
Belt - Clean Grain Elevator	1325847	C116
Belt - Main Drive	1336997	③B210
Belt - Pivot Drive - Left Hand	1310382	B128
Belt - Rad. Fan	1302482	②▲9500HD
Belt - Rear Hood Spreader	1334919	B133
Belt - Separator Fan	1339886	C83
Belt - Shoe Pitman Drive	1336307	②A57
Belt - Straw Chopper J.S.	1344935	C83
Belt - Straw Spreader	1326253	B188
Belt - Tailings Drive	1346200	6865
Belt - Tailings Return	1337000	B94
Belt - Unloader Drive - Right Hand	1177795	②B74
Hose - Upper - Eng. To Pipe		21194
	or	●26521
Hose - Upper - Pipe To Rad.		●26520
Hose - Lower - Pipe To Rad.		●26525
N6		
Allis-Chalmers 6-Cyl. 426 Diesel		
1986-1983		
Belt - A.C.	1193420	▲9550HD
Belt - Alt.; W/105A. Alt.	1336137	TR22657
Belt - Clean Grain Elevator	1325847	C116
Belt - Constant Speed Drive	1320449	B152
Belt - Impeller	1322418	B83
Belt - Main Drive	1336997	③B210
Belt - Overfeed Auger	1325150	②B126
Belt - Pivot Drive - Left Hand	1310382	B128
Belt - Rad. Fan	1302482	②▲9500HD
Belt - Rear Hood Spreader	1334919	B133
Belt - Separator Fan	1339886	C83
Belt - Shoe Pitman Drive	1336307	②A57
Belt - Straw Chopper J.S.	1344935	C83
Belt - Straw Spreader	1326253	B188
Belt - Tailings Drive	1346200	6865
Belt - Tailings Return	1337000	B94
Hose - Upper - Eng. To Pipe		21194
	or	●26521
Hose - Upper - Pipe To Rad.		●26520
Hose - Lower - Pipe To Rad.		●26525
1982		
Belt - A.C.	1193420	▲9550HD
Belt - Alt.; W/110A. Alt.	1186454	TR22676
Belt - Clean Grain Elevator	1325847	C116
Belt - Constant Speed Drive	1320449	B152
Belt - Impeller	1322418	B83
Belt - Main Drive	1336997	③B210
Belt - Overfeed Auger	1325150	②B126
Belt - Pivot Drive - Left Hand	1310382	B128
Belt - Rad. Fan	1302482	②▲9500HD
Belt - Rear Hood Spreader	1334919	B133
Belt - Separator Fan	1339886	C83
Belt - Shoe Pitman Drive	1336307	②A57
Belt - Straw Chopper J.S.	1344935	C83
Belt - Straw Spreader	1326253	B188
Belt - Tailings Drive	1346200	6865

② Two Required.
 ▲ Standard Belt May Also Be Available.

Application	Mfr. No.	Part No.
GLEANER - Continued		
N6 - Continued		
Allis-Chalmers 6-Cyl. 426 Diesel - Continued		
1982 - Continued		
Belt - Tailings Return	1337000	B94
Hose - Upper - Eng. To Pipe		21194
	or	●26521
Hose - Upper - Pipe To Rad.		●26520
Hose - Lower - Pipe To Rad.		●26525
1981		
Belt - A.C.	1193420	▲9550HD
Belt - Alt.; W/H.D. Alt.	1306200	TR22711
Belt - Alt.; W/Std. Alt.	1311297	TR22692
Belt - Clean Grain Elevator	1325847	C116
Belt - Impeller	1322418	B83
Belt - Pivot Drive - Left Hand	1310382	B128
Belt - Rad. Fan	1302482	②▲9500HD
Belt - Rear Hood Spreader	1334919	B133
Belt - Separator Fan	1339886	C83
Belt - Shoe Pitman Drive	1336307	②A57
Belt - Straw Chopper J.S.	1344935	C83
Belt - Straw Spreader	1326253	B188
Belt - Tailings Drive	1346200	6865
Belt - Tailings Return	1337000	B94
Belt - Unloader Drive - Right Hand	1177795	②B74
Hose - Upper - Eng. To Pipe		21194
	or	●26521
Hose - Upper - Pipe To Rad.		●26520
Hose - Lower - Pipe To Rad.		●26525
1980-1979		
Belt - A.C.	1193420	▲9550HD
Belt - Alt.; W/H.D. Alt.	1306200	TR22711
Belt - Alt.; W/Std. Alt.	1311297	TR22692
Belt - Clean Grain Elevator	1325847	C116
Belt - Pivot Drive - Left Hand	1310382	B128
Belt - Rad. Fan	1302482	②▲9500HD
Belt - Rear Hood Spreader	1334919	B133
Belt - Separator Fan	1339886	C83
Belt - Shoe Pitman Drive	1336307	②A57
Belt - Straw Chopper J.S.	1344935	C83
Belt - Straw Spreader	1326253	B188
Belt - Tailings Drive	1346200	6865
Belt - Tailings Return	1337000	B94
Belt - Unloader Drive - Right Hand	1177795	②B74
Hose - Upper - Eng. To Pipe		21194
	or	●26521
Hose - Upper - Pipe To Rad.		●26520
Hose - Lower - Pipe To Rad.		●26525
1978		
Belt - A.C.	1193420	▲9550HD
Belt - Alt.; W/H.D. Alt.	1306200	TR22711
Belt - Alt.; W/Std. Alt.	1311297	TR22692
Belt - Cage Sweep	1301877	A105
Belt - Clean Grain Elevator	1325847	C116
Belt - Pivot Drive - Left Hand	1310382	B128
Belt - Rad. Fan	1302482	②▲9500HD
Belt - Rear Hood Spreader	1334919	B133
Belt - Separator Fan	1339886	C83
Belt - Shoe Pitman Drive	1336307	②A57
Belt - Straw Chopper J.S.	1344935	C83
Belt - Straw Spreader	1326253	B188
Belt - Tailings Drive	1346200	6865
Belt - Tailings Return	1337000	B94
Belt - Unloader Drive - Right Hand	1177795	②B74
Hose - Upper - Eng. To Pipe		21194
	or	●26521
Hose - Upper - Pipe To Rad.		●26520
Hose - Lower - Pipe To Rad.		●26525
N7		
Allis-Chalmers 6-Cyl. 516 Diesel		
1986-1983		
Belt - A.C.	1315910	▲9630HD

● Vulco-Flex® Coolant Hose.
 ③ Three Required.

Belts and Coolant Hose for Combines Alphabetical

Application	Mfr. No.	Part No.
GLENER - Continued		
N7 - Continued		
Allis-Chalmers 6-Cyl. 516 Diesel - Continued		
1986-1983 - Continued		
Belt - Alt.; W/105A. Alt.	1175687	▲9620HD
Belt - Clean Grain Elevator	1325847	C116
Belt - Constant Speed Drive	1320449	B152
Belt - Impeller	1322418	B83
Belt - Overfeed Auger	1325150	②B126
Belt - Pivot Drive - Left Hand	1310382	B128
Belt - Rad. Fan	4321275	②TR28680
Belt - Rear Hood Spreader	1334919	B133
Belt - Separator Fan	1339886	C83
Belt - Shoe Pitman Drive	1336307	②A57
Belt - Straw Chopper J.S.	1344935	C83
Belt - Straw Spreader	1326253	B188
Belt - Tailings Drive	1346200	6865
Belt - Tailings Return	1337000	B94
Hose - Upper - Eng. To Pipe	≧20397	
Hose - By Pass; (1 7/8" I.D.)	24230	
1982		
Belt - A.C.	1315910	▲9630HD
Belt - Alt.; W/105A. Alt.	1175687	▲9620HD
Belt - Clean Grain Elevator	1325847	C116
Belt - Header; W/Std. Speed	1320449	B152
Belt - Impeller	1322418	B83
Belt - Overfeed Auger	1325150	②B126
Belt - Pivot Drive - Left Hand	1310382	B128
Belt - Rad. Fan	4321275	②TR28680
Belt - Rear Hood Spreader	1334919	B133
Belt - Separator Fan	1339886	C83
Belt - Shoe Pitman Drive	1336307	②A57
Belt - Straw Chopper J.S.	1344935	C83
Belt - Straw Spreader	1326253	B188
Belt - Tailings Drive	1346200	6865
Belt - Tailings Return	1337000	B94
Hose - Upper - Eng. To Pipe	≧20397	
Hose - By Pass; (1 7/8" I.D.)	24230	
1981		
Belt - A.C.	1315910	▲9630HD
Belt - Alt.; W/105A. Alt.	1175687	②▲9610HD
Belt - Clean Grain Elevator	1325847	C116
Belt - Impeller	1322418	B83
Belt - Pivot Drive - Left Hand	1310382	B128
Belt - Rad. Fan	4321275	②TR28680
Belt - Rear Hood Spreader	1334919	B133
Belt - Separator Fan	1339886	C83
Belt - Shoe Pitman Drive	1336307	②A57
Belt - Straw Chopper J.S.	1344935	C83
Belt - Straw Spreader	1326253	B188
Belt - Tailings Drive	1346200	6865
Belt - Tailings Return	1337000	B94
Belt - Unloader Drive - Right Hand	1177795	②B74
Hose - Upper - Eng. To Pipe	≧20397	
Hose - By Pass; (1 7/8" I.D.)	24230	
1980-1979		
Belt - A.C.	1315910	▲9630HD
Belt - Alt.; W/105A. Alt.	1175687	▲9620HD
Belt - Clean Grain Elevator	1325847	C116
Belt - Pivot Drive - Left Hand	1310382	B128
Belt - Rad. Fan	4321275	②TR28680
Belt - Rear Hood Spreader	1334919	B133
Belt - Separator Fan	1339886	C83
Belt - Shoe Pitman Drive	1336307	②A57
Belt - Straw Chopper J.S.	1344935	C83
Belt - Straw Spreader	1326253	B188
Belt - Tailings Drive	1346200	6865
Belt - Tailings Return	1337000	B94
Belt - Unloader Drive - Right Hand	1177795	②B74
Hose - Upper - Eng. To Pipe	≧20397	
Hose - By Pass; (1 7/8" I.D.)	24230	

Application	Mfr. No.	Part No.
GLENER - Continued		
R		
Allis-Chalmers 6-Cyl. 230		
1960-1957		
Belt - Fan & Gen.; Eng. No. 397016 & Before	4510744	▲9470HD
Belt - Fan & Gen.; Eng. No. 397017 Thru 408560	4512419	▲9480HD
Belt - Hyd. Pump; Ser. No. 14053 Thru 26500	1117027	TR28483
Belt - Hyd. Pump; Ser. No. 26501 Thru 30000	1128092	TR28463
Ford 6-Cyl. 226		
1953		
Hose - Upper		●26611
Hose - Lower; Ser. No. 26000 & Before		●26611
Hose - Lower; Ser. No. 26001 & After		●26612
1952		
Hose - Upper		●26611
Hose - Lower; Ser. No. 26001 & After		●26612
Hose - Lower; Ser. No. 26000 & Before		●26611
1951		
Hose - Upper		●26611
Hose - Lower; Ser. No. 26000 & Before		●26611
Hose - Lower; Ser. No. 26001 & After		●26612
Hercules 6-Cyl. 237		
1960-1953		
Belt - Fan; Ser. No. 14052 & Before	1117027	TR28483
Belt - Hyd. Pump; Ser. No. 13500 & Before	1117040	TR28545
Belt - Hyd. Pump; Ser. No. 13501 Thru 14052	1117027	TR28483
Hose - Upper		●25528
Hose - Lower		●25477
R5; R6		
Allis-Chalmers 6-Cyl. 426 Diesel		
1987-1986		
Belt - A.C.	1193420	▲9550HD
Belt - Alt.; W/105A. Alt.	1336137	TR22657
Belt - Clean Grain Elevator	1325847	C116
Belt - Constant Speed Drive	1320449	B152
Belt - Impeller	1358134	6988
Belt - Main Drive	1336997	③B210
Belt - Overfeed Auger	1325150	②B126
Belt - Pivot Drive - Left Hand	1310382	B128
Belt - Rad. Fan	1302482	②▲9500HD
Belt - Separator Fan	1339886	C83
Belt - Shoe Pitman Drive	1336307	②A57
Belt - Spreader	1347561	B133
Belt - Straw Chopper J.S.	1344935	C83
Belt - Straw Spreader	1326253	B188
Belt - Tailings Drive	1346200	6865
Belt - Tailings Return	1337000	B94
R7		
Allis-Chalmers 6-Cyl. 516 Diesel		
1987-1986		
Belt - A.C.	1315910	▲9630HD
Belt - Alt.	1175687	②▲9620HD
Belt - Clean Grain Elevator	1325847	C116
Belt - Constant Speed Drive	1320449	B152
Belt - Impeller	1358134	6988
Belt - Overfeed Auger	1325150	②B126
Belt - Pivot Drive - Left Hand	1310382	B128
Belt - Rad. Fan	4321275	②TR24688
Belt - Rear Hood Spreader	1334919	B133
Belt - Separator Fan	1339886	C83
Belt - Shoe Pitman Drive	1336307	②A57
Belt - Spreader	1347561	B133
Belt - Straw Chopper J.S.	1344935	C83
Belt - Straw Spreader	1326253	B188
Belt - Tailings Drive	1346200	6865
Belt - Tailings Return	1337000	B94
Hose - Upper - Eng. To Pipe		≧20172
Hose - Upper - Pipe To Rad.		≧21194

▲ Standard Belt May Also Be Available.
 ≧ Cut to Fit.
 ③ Three Required.

② Two Required.
 ● Vulco-Flex® Coolant Hose.

Belts and Coolant Hose for Combines Alphabetical

Application	Mfr. No.	Part No.	Application	Mfr. No.	Part No.
GLENER - Continued			GLENER - Continued		
R40			R62		
Deutz 6-Cyl. 374 Diesel			Cummins 6-Cyl. 8.3 L Diesel		
1991-1988			2004-1991		
Belt - A.C.	1352729	▲9560HD	Belt - A.C.	1193420	▲9550HD
Belt - Alt.	1352139	▲9430HD	Belt - Alt. - Lower	1352142	▲9440HD
Belt - Chopper & Impeller	1336199	C86	Belt - Alt. - Upper	1352142	▲9440HD
Belt - Constant Speed Drive	1320449	B152	Hose - Upper - Pipe To Rad.; (2 1/4" I.D.)		24436
Belt - J.S.	1333673	C96	Hose - Lower - Pipe To Rad.; (2" I.D.)		24432
R42			R66		
Cummins 6-Cyl. 8.3 L Diesel			AGCO 6-Cyl. 8.4 L Diesel		
2003-1991			2009		
Belt - A.C.	1352729	▲9560HD	Belt - A.C.	71148120	▲9510HD
Belt - Alt.	1352139	▲9430HD	Belt - Rotary Screen	71396754	A68
Hose - Upper - Pipe To Rad.; (2 1/4" I.D.)		24436	Belt - Clean Grain Elevator	71368809	C180
Hose - Lower - Pipe To Rad.; (2" I.D.)		24432	R70		
Deutz 6-Cyl. 374 Diesel			Deutz V-8 779 Diesel		
1996-1992			1991-1990		
Belt - A.C.	1352729	▲9560HD	Belt - A.C.	1193420	▲9550HD
Belt - Alt.	1352139	▲9430HD	Belt - Alt.	1352142	▲9440HD
Hose - Upper - Pipe To Rad.; (2 1/4" I.D.)		24436	Belt - Clean Grain Elevator	1325847	C116
Hose - Lower - Pipe To Rad.; (2" I.D.)		24432	Belt - Constant Speed Drive	1320449	B152
R50			R72		
Deutz 6-Cyl. 374 Diesel			Cummins M11 Diesel		
1991-1987			2002-1992		
Belt - A.C.	1352729	▲9560HD	Belt - A.C.	1193420	▲9550HD
Belt - Alt.	1352139	▲9430HD	Belt - Alt. - Lower	1352142	▲9440HD
Belt - Chopper & Impeller	1336199	C86	Belt - Alt. - Upper	1352142	▲9440HD
Belt - Constant Speed Drive	1320449	B152	INTERNATIONAL HARVESTER		
Belt - J.S.	1333673	C96	42 McCormick-Deering		
R52			IH C60		
Cummins 6-Cyl. 8.3 L Diesel			1944-1942		
2003-1991			Belt - Fan	18202K	TR22455
Belt - A.C.	1352729	▲9560HD	52R McCormick-Deering		
Belt - Alt.	1352139	▲9430HD	IH C60		
Hose - Upper - Pipe To Rad.; (2 1/4" I.D.)		24436	1950-1943		
Hose - Lower - Pipe To Rad.; (2" I.D.)		24432	Belt - Fan; W/31 3/4" Belt O.C.	368082R1	TR24315
R60			Belt - Fan; W/45 7/8" Belt O.C.	18202K	TR22455
Deutz V-8 817 Diesel			Belt - Gen.	356059R1	2240
1991-1990			Hose - Upper; (2" I.D.)		24232
Belt - A.C.	1193420	▲9550HD	Hose - Lower - Eng. To Pipe; (2" I.D.)		24232
Belt - Alt.	1352142	▲9440HD	Hose - Lower - Pipe To Rad.; (1 5/8" I.D.)		24226
Belt - Clean Grain Elevator	1325847	C116	Standard Belt May Also Be Available.		
Belt - Constant Speed Drive	1320449	B152	Two Required.		
Belt - Fan	1339886	C83			
Belt - Impeller	1359681	ⓂB88			
Belt - Pivot Drive - Left Hand	1310382	B128			
Belt - Separator Drive	1325150	ⓂB126			
Belt - Shoe Pitman Drive	1336307	ⓂA57			
Belt - Spreader	1347561	B133			
Belt - Tailings Drive; W/O Tailings Return Option	1345785	A65			
Belt - Tailings Drive; W/Tailings Return Option	1337000	B94			
Belt - Unloader Drive; W/Power Engage	1356409	C107			
1989-1987					
Belt - A.C.	1193420	▲9550HD			
Belt - Alt.	1352142	▲9440HD			
Belt - Clean Grain Elevator	1325847	C116			
Belt - Constant Speed Drive	1320449	B152			
Belt - Fan	1339886	C83			
Belt - Impeller	1358134	6988			
Belt - Pivot Drive - Left Hand	1310382	B128			
Belt - Separator Drive	1325150	ⓂB126			
Belt - Shoe Pitman Drive	1336307	ⓂA57			
Belt - Spreader	1347561	B133			
Belt - Tailings Drive; W/O Tailings Return Option	1345785	A65			
Belt - Tailings Drive; W/Tailings Return Option	1345785	A65			
Belt - Unloader Drive; W/Power Engage	1356409	C107			

Agricultural Equipment

Belts and Coolant Hose for Combines Alphabetical

Application	Mfr. No.	Part No.
INTERNATIONAL HARVESTER - Continued		
64		
IH C60		
1954-1939		
Belt - Fan	368082R1	TR24315
Hose - Upper; (2" I.D.)		24232
Hose - Lower - Eng. To Pipe; (2" I.D.)		24232
Hose - Lower - Pipe To Rad.; (1 5/8" I.D.)		24226
IH C113		
1954-1952		
Belt - Fan		TR24315
Belt - Fan & W.P.	273889R1	TR26341
Belt - Gen.	49291D	9260
1951-1939		
Belt - Fan		TR24315
Belt - Fan & W.P.	273889R1	TR28346
Belt - Gen.	49291D	9260
IH C123		
1954-1952		
Belt - Fan		TR24315
Belt - Fan & W.P.	273889R1	TR26341
Belt - Gen.	49291D	9260
1951-1939		
Belt - Fan		TR24315
Belt - Fan & W.P.	273889R1	TR28346
Belt - Gen.	49291D	9260
76		
IH C123		
1959-1956		
Belt - Fan		TR24315
Belt - Fan & W.P.	273889R1	TR28346
Belt - Gen.	49291D	9260
Hose - Upper; (2" I.D.)		24232
Hose - Lower; (2" I.D.)		24232
93		
IH BD154C Diesel		
1968-1962		
Belt - Fan	3040315R2	TR22363
Belt - Gen.	704449R1	▲9309HD
IH 4-Cyl. 153		
1968-1962		
Belt - Fan & Gen.	151529R1	7440
Hose - Upper		☞21794
		or ●26507
101		
IH BD220		
1961-1956		
Belt - Fan & Gen.	274705R1	TR24438
Hose - Upper		☞20420
		or ●26507
Hose - Lower		●26508
IH D236 Diesel		
1961-1956		
Belt - Fan & Gen.	312515R1	▲9525HD
Hose - Upper		☞20557
Hose - Lower		●26507
105		
IH C153		
1970-1967		
Belt - Fan & Gen.	596313R1	7445
122 McCormick-Deering; 122C McCormick-Deering		
IH GRD214		
1943		
Belt - Fan	28953D	TR28400
Hose - Upper; (2 1/8" I.D.)		24234

Application	Mfr. No.	Part No.
INTERNATIONAL HARVESTER - Continued		
122 McCormick-Deering; 122C McCormick-Deering - Continued		
IH GRD214 - Continued		
1943 - Continued		
Hose - Lower - Eng. To Pipe; (1 5/8" I.D.)		24226
Hose - Lower - Pipe To Rad.; (2" I.D.)		24232
123 McCormick-Deering		
IH GRD214		
1942		
Belt - Fan	28953D	TR28400
Hose - Upper; (1 7/8" I.D.)		24230
Hose - Lower; (1 5/8" I.D.)		②24226
125 McCormick-Deering		
IH GRD214		
1949-1948		
Belt - Fan	28953D	TR28400
Hose - Upper; (1 7/8" I.D.)		24230
Hose - Lower; (1 5/8" I.D.)		②24226
127 McCormick		
IH SD240		
1954-1952		
Belt - Fan & Gen.	356437R1	TR28483
Hose - Upper; (2" I.D.)		24232
Hose - Lower; (2" I.D.)		24232
Hose - By Pass; (2" I.D.)		24232
140 McCormick		
IH C164		
1962-1954		
Belt - Fan	368085R1	TR24379
Belt - Gen.	48878D	▲9313HD
Hose - Upper; (1 3/4" I.D.)		24228
Hose - Lower; (1 1/2" I.D.)		24224
IH C169		
1962-1954		
Belt - Fan	368085R1	TR24379
Belt - Gen.	48878D	▲9313HD
Hose - Upper; (1 3/4" I.D.)		24228
Hose - Lower; (1 1/2" I.D.)		24224
IH C175		
1962-1954		
Belt - Fan	368085R1	TR24379
Belt - Gen.	48878D	▲9313HD
Hose - Upper; (1 3/4" I.D.)		24228
Hose - Lower; (1 1/2" I.D.)		24224
141 McCormick		
IH BD240		
1957-1954		
Belt - Fan & Gen.	274705R1	TR24438
Hose - Upper; (2" I.D.)		24232
Hose - Lower; (2" I.D.)		24232
Hose - By Pass; (2" I.D.)		24232
IH SD240		
1958-1954		
Belt - Fan & Gen.	271670R1	TR24461
Hose - Upper; (2" I.D.)		24232
Hose - Lower; (2" I.D.)		24232
Hose - By Pass; (2" I.D.)		24232
151		
IH BD264		
1961-1958		
Belt - Fan & Gen.	274705R1	TR24438

▲ Standard Belt May Also Be Available.
● Vulco-Flex® Coolant Hose.

☞ Cut to Fit.
② Two Required.

Belts and Coolant Hose for Combines Alphabetical

Application	Mfr. No.	Part No.	Application	Mfr. No.	Part No.
INTERNATIONAL HARVESTER - Continued			INTERNATIONAL HARVESTER - Continued		
151 - Continued			403 - Continued		
IH D282 Diesel			IH 6-Cyl. 282 Diesel - Continued		
1961-1958			1973-1962 - Continued		
Belt - Fan & Gen.; W/50 3/4" Belt O.C.	304436R1	▲9505HD	Belt - W.P. & Gen.	379966R1	▲9540HD
Belt - Fan & Gen.; W/52 1/4" Belt O.C.	312515R1	▲9525HD	Hose - Upper		●26510
160 McCormick-Deering			453 Hillside		
IH GRD214			IH 6-Cyl. 301		
1953-1951			1977-1974		
Belt - Fan	28953D	TR28400	Belt - Fan	533739R1	TR22495
Hose - Upper; (2 1/8" I.D.)		24234	Belt - W.P. & Alt.	403617R1	▲9470HD
Hose - Lower - Eng. To Pipe; (1 5/8" I.D.)		24226	Hose - By Pass		20338
Hose - Lower - Pipe To Rad.; (2" I.D.)		24232	IH 6-Cyl. 301 Diesel		
181			1977-1974		
IH BD264			Hose - By Pass		
1966-1963					20338
Belt - Fan & Gen.	274705R1	TR24438	IH 6-Cyl. 360 Diesel		
IH D282 Diesel			1977-1974		
1966-1963			Belt - W.P. & Alt.	532746R1	TR22648
Belt - Fan & Gen.; W/50 3/4" Belt O.C.	304436R1	▲9505HD	503		
Belt - Fan & Gen.; W/52 1/4" Belt O.C.	312515R1	▲9525HD	IH D301 Diesel		
203			1969-1962		
IH 4-Cyl. 153			Belt - Gen.		
1971-1963				379966R1	▲9540HD
Belt - Fan & Gen.	151529R1	7440	Belt - W.P. & Gen.	379966R1	▲9540HD
Hose - Upper		21794	Hose - Upper		●26510
		or			
			IH 6-Cyl. 282		
205			1969-1962		
IH 6-Cyl. 221			Belt - Gen.		
1972-1967				170780R1	▲9470HD
Belt - W.P. & Gen.	403617R1	▲9470HD	Hose - Upper		●26510
303			Hose - Lower		●26509
IH BD220			615		
1968-1965			IH 6-Cyl. 263		
Belt - Fan & Gen.	274705R1	TR24438	1975-1971		
Hose - Upper		20611	Belt - A.C.		
Hose - Lower		26509			
IH 6-Cyl. 221			Belt - W.P. & Alt.; W/47 1/4" Belt O.C.		
1968-1965					
Belt - Fan & Gen.	170780R1	▲9470HD	Belt - W.P. & Alt.; W/47 3/4" Belt O.C.		
315			Hose - Upper, Early		
IH 6-Cyl. 221			Hose - Upper, Late		
1970-1967			Hose - Lower		
Belt - W.P. & Gen.	403617R1	▲9470HD	Hose - By Pass		
Hose - Upper		26522	715		
402			IH 6-Cyl. 301		
IH D282 Diesel			1979-1973		
1971-1966			Belt - A.C.		
Belt - W.P. & Alt.	379966R1	▲9540HD			
Hose - By Pass; (5/8" I.D.)		28441	Belt - Alt. & W.P.		
403					
IH 6-Cyl. 282			Belt - Fan; W/50 1/4" Belt O.C.		
1973-1962					
Belt - Gen.	170780R1	▲9470HD	Belt - Fan; W/54 5/8" Belt O.C.		
Belt - W.P. & Alt.; W/53 1/4" Belt O.C.	394013R1	▲9530HD	Belt - Shaker Shaft Drive; W/Std. Drive		
Belt - W.P. & Alt.; W/54 1/4" Belt O.C.	379966R1	▲9540HD	Belt - Tailings Delivery Auger		
Hose - Upper		26510	Belt - Unloader Drive; W/Std. Drive		
Hose - Lower		26509	Belt - Unloader J.S. & Knife Drive		
IH 6-Cyl. 282 Diesel			1972		
1973-1962			Belt - A.C.		
Belt - Fan	388024R1	TR24355	Belt - Alt. & W.P.		
Belt - Gen.		9530HD	Belt - Fan; W/50 1/4" Belt O.C.		
			Belt - Fan; W/54 5/8" Belt O.C.		
			Belt - Shaker Shaft Drive; W/Std. Drive		
			Belt - Tailings Delivery Auger		
			Belt - Unloader Drive; W/Std. Drive		
			Belt - Unloader J.S. & Knife Drive		
			1971		
			Belt - A.C.		
			Belt - Alt. & W.P.		
			Belt - Fan; W/50 1/4" Belt O.C.		
			Belt - Fan; W/54 5/8" Belt O.C.		
			Belt - Shaker Shaft Drive; W/Std. Drive		
			Belt - Tailings Delivery Auger		
			Belt - Unloader Drive; W/Std. Drive		
			Belt - Unloader J.S. & Knife Drive		

Agricultural Equipment

▲ Standard Belt May Also Be Available.
● Vulco-Flex® Coolant Hose.

≡ Cut to Fit.
② Two Required.

Belts and Coolant Hose for Combines Alphabetical

Application	Mfr. No.	Part No.
INTERNATIONAL HARVESTER - Continued		
715 - Continued		
IH 6-Cyl. 301 - Continued		
1971 - Continued		
Belt - Unloader J.S. & Knife Drive	178019C1	C99
IH 6-Cyl. 301 Diesel		
1979		
Belt - A.C.	936331R1	▲9580HD
Belt - Alt. & W.P.	394013R1	▲9530HD
Belt - Fan; W/50 1/4" Belt O.C.	533739R1	TR22495
Belt - Fan; W/54 5/8" Belt O.C.	533824R91	②7541
Belt - Fan, W.P. & Alt.	395539R1	▲9630HD
Belt - Shaker Shaft Drive; W/Std. Drive	564494R2	C110
Belt - Tailings Delivery Auger	627297R1	6942
Belt - Unloader Drive; W/Std. Drive	559064R1	C144
Belt - Unloader J.S. & Knife Drive	178019C1	C99
Hose - By Pass; (3/4" I.D.)		28442
815		
IH 6-Cyl. 345 Diesel		
1978-1975		
Belt - A.C.	65337C2	▲9375HD
Belt - Fan	164999C92	②TR30537
Belt - Fan, Alt. & W.P.	402253R91	②▲9680HD
Belt - Gov.	532031R2	7525
Belt - Knife Drive	178019C1	C99
Belt - Shaker Shaft Drive; W/265 R.P.M.	564494R2	C110
Belt - Shaker Shaft Drive; W/280 R.P.M.	632702R1	C108
Belt - Straw Spreader	196370C1	B210
Belt - Unloader J.S.	160173C1	C93
IH 6-Cyl. 407 Diesel		
1981-1974		
Belt - A.C.	65337C2	▲9375HD
Belt - Fan	164999C92	②TR30537
Belt - Fan, Alt. & W.P.	402253R91	②▲9680HD
Belt - Gov.	532031R2	7525
Belt - Knife Drive	178019C1	C99
Belt - Shaker Shaft Drive; W/265 R.P.M.	564494R2	C110
Belt - Shaker Shaft Drive; W/280 R.P.M.	632702R1	C108
Belt - Straw Spreader	196370C1	B210
Belt - Unloader J.S.	160173C1	C93
Hose - Upper		●26511
Hose - By Pass		✂20573
1973-1972		
Belt - Fan	164999C92	②TR30537
Belt - Fan, W.P. & Gen.	528419R91	②TR22664
Belt - Platform J.S. Drive	150816C1	D162
Belt - Shaker Shaft Drive; W/265 R.P.M.	564494R2	C110
Belt - Shaker Shaft Drive; W/280 R.P.M.	632702R1	C108
Belt - Straw Spreader	161821C1	B210
Belt - Unloader J.S.	160173C1	C93
Hose - Upper		●26511
Hose - By Pass		✂20573
1971-1968		
Belt - Fan	164999C92	②TR30537
Belt - Fan, W.P. & Gen.	528419R91	②TR22664
Belt - Platform J.S. Drive	150816C1	D162
Belt - Rotary Air Screen Drive; W/85" Belt O.C.	168725C1	A83
Belt - Shaker Shaft Drive; W/265 R.P.M.	564494R2	C110
Belt - Shaker Shaft Drive; W/280 R.P.M.	632702R1	C108
Belt - Unloader J.S.	160173C1	C93
Hose - Upper		●26511
Hose - By Pass		✂20573
IH 6-Cyl. 414 Diesel		
1981-1974		
Belt - A.C.	65337C2	▲9375HD
Belt - Fan	164999C92	②TR30537
Belt - Fan, Alt. & W.P.	402253R91	②▲9680HD
Belt - Gov.	532031R2	7525
Belt - Knife Drive	178019C1	C99
Belt - Shaker Shaft Drive; W/265 R.P.M.	564494R2	C110
Belt - Shaker Shaft Drive; W/280 R.P.M.	632702R1	C108
Belt - Unloader J.S.	160173C1	C93
Hose - Upper		●26511
Hose - By Pass		✂20573

Application	Mfr. No.	Part No.
INTERNATIONAL HARVESTER - Continued		
815 - Continued		
IH 6-Cyl. 414 Diesel - Continued		
1981-1974 - Continued		
Belt - Straw Spreader	196370C1	B210
Belt - Unloader J.S.	160173C1	C93
Hose - Upper		●26511
1973-1972		
Belt - Fan	164999C92	②TR30537
Belt - Platform J.S. Drive	150816C1	D162
Belt - Shaker Shaft Drive; W/265 R.P.M.	564494R2	C110
Belt - Shaker Shaft Drive; W/280 R.P.M.	632702R1	C108
Belt - Straw Spreader	161821C1	B210
Belt - Unloader J.S.	160173C1	C93
Hose - Upper		●26511
1971-1968		
Belt - Fan	164999C92	②TR30537
Belt - Platform J.S. Drive	150816C1	D162
Belt - Rotary Air Screen Drive; W/85" Belt O.C.	168725C1	A83
Belt - Shaker Shaft Drive; W/265 R.P.M.	564494R2	C110
Belt - Shaker Shaft Drive; W/280 R.P.M.	632702R1	C108
Belt - Straw Spreader	196370C1	B210
Belt - Unloader J.S.	160173C1	C93
Hose - Upper		●26511
Hose - Lower		●26524
1973-1972		
Belt - Fan	164999C92	②TR30537
Belt - Platform J.S. Drive	150816C1	D162
Belt - Rotary Air Screen Drive	700709489	A76
Belt - Separator Drive	166598C2	B199
Belt - Shaker Shaft Drive; W/265 R.P.M.	564494R2	C110
Belt - Shaker Shaft Drive; W/280 R.P.M.	632702R1	C108
Belt - Straw Spreader	196370C1	B210
Belt - Unloader J.S.	160173C1	C93
Hose - Upper		●26511
Hose - Lower		●26524
1971-1968		
Belt - Fan	164999C92	②TR30537
Belt - Platform J.S. Drive	150816C1	D162
Belt - Rotary Air Screen Drive	38331K	A75
Belt - Separator Drive	166598C2	B199
Belt - Shaker Shaft Drive; W/265 R.P.M.	564494R2	C110
Belt - Shaker Shaft Drive; W/280 R.P.M.	632702R1	C108
Belt - Unloader J.S.	160173C1	C93
Hose - Upper		●26511
Hose - Lower		●26524
915		
IH 6-Cyl. 345 Diesel		
1978-1974		
Belt - A.C.	65337C2	▲9375HD
Belt - Fan	164999C92	②TR30537
Belt - Fan, Alt. & W.P.; W/A.C.	402253R91	②▲9680HD
Belt - Gov.	532031R2	7525
Belt - Knife Drive	178019C1	C99
Belt - Rotary Air Screen Drive	700709489	A76
Belt - Shaker Shaft Drive; W/265 R.P.M.	564494R2	C110
Belt - Shaker Shaft Drive; W/280 R.P.M.	632702R1	C108
Belt - Unloader J.S.	160173C1	C93

▲ Standard Belt May Also Be Available.
● Vulco-Flex® Coolant Hose.

② Two Required.
✂ Cut to Fit.

Belts and Coolant Hose for Combines Alphabetical

Application	Mfr. No.	Part No.	Application	Mfr. No.	Part No.
INTERNATIONAL HARVESTER - Continued			INTERNATIONAL HARVESTER - Continued		
915 - Continued			1420		
IH 6-Cyl. 407 Diesel			IH 6-Cyl. 358 Diesel		
1981-1974			1986-1981		
Belt - A.C.	65337C2	▲9375HD	Belt - A.C.	280210C2	▲9540HD
Belt - Fan	164999C92	②TR30537	Belt - Aux. Pump	191288C2	C92
Belt - Fan, Alt. & W.P.; W/A.C.	402253R91	②▲9680HD	Belt - Fan, Alt. & W.P.	130724C91	②▲9700HD
Belt - Gov.	532031R2	7525	Belt - Feeder	186377C1	C128
Belt - Knife Drive	178019C1	C99	Belt - Feeder J.S.	197412C1	C128
Belt - Rotary Air Screen Drive	700709489	A76	Belt - Tailings Elevator	674965R1	C101
Belt - Shaker Shaft Drive; W/265 R.P.M.	564494R2	C110	Hose - Upper	②20046	
Belt - Shaker Shaft Drive; W/280 R.P.M.	632702R1	C108	Hose - Lower - Eng. To Pipe; (2" I.D.)	24232	
Belt - Unloader J.S.	160173C1	C93	Hose - Lower - Pipe To Rad.	②20206	
Hose - Upper	●26511				
Hose - By Pass	③<20573				
1973-1972			1440; 1460		
Belt - A.C.	65337C2	▲9375HD	IH 6-Cyl. 436 Diesel		
Belt - Fan	164999C92	②TR30537	1986-1977		
Belt - Fan, Alt. & W.P.; W/A.C.	402253R91	②▲9680HD	Belt - A.C.	874097C1	▲9395HD
Belt - Fan, W.P. & Gen.	528419R91	②TR22664	Belt - Aux. Pump	191288C2	C92
Belt - Rotary Air Screen Drive	700709489	A76	Belt - Cleaner Fan J.S.	191305C1	C108
Belt - Shaker Shaft Drive; W/265 R.P.M.	564494R2	C110	Belt - Fan, Alt. & W.P.	537072R91	②TR22648
Belt - Shaker Shaft Drive; W/280 R.P.M.	632702R1	C108	Belt - Hyd. Reel Drive; W/47" Feeder; W/O Rock Trap	197411C1	C128
Belt - Unloader J.S.	160173C1	C93	Belt - Hyd. Reel Drive; W/54 1/2" Feeder; W/O Rock Trap	197414C2	C144
Hose - Upper	●26511		Belt - J.S.; W/Slow Speed Fan	610521R1	B71
Hose - By Pass	③<20573		Belt - Unloader J.S.	191290C1	C130
1971-1969			1480		
Belt - A.C.	65337C2	▲9375HD	IH DT466 Diesel		
Belt - Fan	164999C92	②TR30537	1986-1978		
Belt - Fan, Alt. & W.P.; W/A.C.	402253R91	②▲9680HD	Belt - A.C.	874097C1	▲9395HD
Belt - Fan, W.P. & Gen.	528419R91	②TR22664	Belt - Aux. Pump	191288C2	C92
Belt - Rotary Air Screen Drive; W/77" Belt O.C.	38331K	A75	Belt - Fan J.S.; W/Std. Speed	188213C1	C124
Belt - Rotary Air Screen Drive; W/85" Belt O.C.	168725C1	A83	Belt - Hyd. Reel Drive; W/54 1/2" Feeder; W/O Rock Trap	197414C2	C144
Belt - Shaker Shaft Drive; W/265 R.P.M.	564494R2	C110	Belt - J.S.; W/Slow Speed Fan	610521R1	B71
Belt - Shaker Shaft Drive; W/280 R.P.M.	632702R1	C108			
Belt - Straw Spreader	161821C1	B210			
Belt - Unloader J.S.	160173C1	C93			
Hose - Upper	●26511				
Hose - By Pass	③<20573				
IH 6-Cyl. 414 Diesel			JOHN DEERE		
1981-1974			12A		
Belt - A.C.	65337C2	▲9375HD	John Deere LUC		
Belt - Fan	164999C92	②TR30537	1955-1954		
Belt - Fan, Alt. & W.P.; W/A.C.	402253R91	②▲9680HD	Belt - Fan	L4264T	TR24308
Belt - Gov.	532031R2	7525	John Deere LUH		
Belt - Knife Drive	178019C1	C99	1955-1954		
Belt - Rotary Air Screen Drive	700709489	A76	Belt - Fan	L4264T	TR24308
Belt - Shaker Shaft Drive; W/265 R.P.M.	564494R2	C110			
Belt - Shaker Shaft Drive; W/280 R.P.M.	632702R1	C108			
Belt - Unloader J.S.	160173C1	C93			
Hose - Upper	●26511				
1973-1972			25 Pull		
Belt - A.C.	65337C2	▲9375HD	John Deere HA92		
Belt - Fan	164999C92	②TR30537	1955-1954		
Belt - Fan, Alt. & W.P.; W/A.C.	402253R91	②▲9680HD	Belt - Fan	T199T	7400
Belt - Rotary Air Screen Drive	700709489	A76	Belt - Fan & Gen.	T200T	7340
Belt - Shaker Shaft Drive; W/265 R.P.M.	564494R2	C110			
Belt - Shaker Shaft Drive; W/280 R.P.M.	632702R1	C108			
Belt - Unloader J.S.	160173C1	C93			
Hose - Upper	●26511				
1971-1969			30 Pull		
Belt - A.C.	65337C2	▲9375HD	John Deere HA92		
Belt - Fan	164999C92	②TR30537	1960-1956		
Belt - Fan, Alt. & W.P.; W/A.C.	402253R91	②▲9680HD	Belt - Fan	T199T	7400
Belt - Rotary Air Screen Drive; W/77" Belt O.C.	38331K	A75	Belt - Fan & Gen.	T200T	7340
Belt - Rotary Air Screen Drive; W/85" Belt O.C.	168725C1	A83			
Belt - Shaker Shaft Drive; W/265 R.P.M.	564494R2	C110			
Belt - Shaker Shaft Drive; W/280 R.P.M.	632702R1	C108			
Belt - Straw Spreader	161821C1	B210			
Belt - Unloader J.S.	160173C1	C93			
Hose - Upper	●26511				
1971-1969			40SP		
Belt - A.C.	65337C2	▲9375HD	John Deere HA115G		
Belt - Fan	164999C92	②TR30537	1965-1960		
Belt - Fan, Alt. & W.P.; W/A.C.	402253R91	②▲9680HD	Belt - Fan; Ser. No. 11919 & Before	T199T	7400
Belt - Rotary Air Screen Drive; W/77" Belt O.C.	38331K	A75	Belt - Fan; Ser. No. 11920 & After	T12042T	7410
Belt - Rotary Air Screen Drive; W/85" Belt O.C.	168725C1	A83			
Belt - Shaker Shaft Drive; W/265 R.P.M.	564494R2	C110			
Belt - Shaker Shaft Drive; W/280 R.P.M.	632702R1	C108			
Belt - Straw Spreader	161821C1	B210			
Belt - Unloader J.S.	160173C1	C93			
Hose - Upper	●26511				
1971-1969			45SP		
Belt - A.C.	65337C2	▲9375HD	Hercules JX4C3		
Belt - Fan	164999C92	②TR30537	1969-1954		
Belt - Fan, Alt. & W.P.; W/A.C.	402253R91	②▲9680HD	Belt - Fan & Gen.	P46676	▲9500HD
Belt - Rotary Air Screen Drive; W/77" Belt O.C.	38331K	A75			
Belt - Rotary Air Screen Drive; W/85" Belt O.C.	168725C1	A83			
Belt - Shaker Shaft Drive; W/265 R.P.M.	564494R2	C110			
Belt - Shaker Shaft Drive; W/280 R.P.M.	632702R1	C108			
Belt - Straw Spreader	161821C1	B210			
Belt - Unloader J.S.	160173C1	C93			
Hose - Upper	●26511				

▲ Standard Belt May Also Be Available.
● Vulco-Flex® Coolant Hose.

② Two Required.
③ Cut to Fit.

Belts and Coolant Hose for Combines Alphabetical

Application	Mfr. No.	Part No.
JOHN DEERE - Continued		
45SP - Continued		
John Deere HA145		
1969-1954		
Belt - Fan; Ser. No. 21501 Thru 46000	H24450H	7280
Belt - Fan & Alt.; Ser. No. 46001 & After	AT23500	②7405
Belt - Fan & Gen.; Ser. No. 8432 Thru 21500		7450
Belt - Gen.; Ser. No. 21501 Thru 46000	T12042	7410
Hose - Upper		⊗20065
		or ●25526
Hose - Lower		⊗20065
		or ●25526
John Deere HA155		
1969-1954		
Belt - Fan; Ser. No. 21501 Thru 46000	H24450H	7280
Belt - Fan & Alt.; Ser. No. 46001 & After	AT23500	②7405
Belt - Fan & Gen.; Ser. No. 8432 Thru 21500		7450
Belt - Gen.; Ser. No. 21501 Thru 46000	T12042	7410
John Deere HB145		
1969-1954		
Belt - Fan; Ser. No. 21501 Thru 46000	H24450H	7280
Belt - Fan & Alt.; Ser. No. 46001 & After	AT23500	②7405
Belt - Fan & Gen.; Ser. No. 8432 Thru 21500		7450
Belt - Gen.; Ser. No. 21501 Thru 46000	T12042	7410
55		
Hercules QXD3		
1969-1954		
Belt - Fan & Alt.	AT23500	②7405
Belt - Fan & Gen.; Ser. No. 55-12050 & Before ...	P40280H	TR28514
Belt - Fan & Gen.; Ser. No. 55-12051 Thru		
55-46800	P43532H	TR28565
Belt - Fan & Gen.; Ser. No. 55-46801 Thru		
55-57000	T626T	7480
Belt - Fan & Gen.; Ser. No. 55-57001 & After	H24268	7330
Hose - Upper - Eng. To Pipe; (2" I.D.)		24232
Hose - Upper - Pipe To Rad.; (2" I.D.)		24232
Hose - Lower - Eng. To Pipe; (1 1/2" I.D.)		24224
Hose - Lower - Pipe To Rad.; (1 1/2" I.D.)		24224
Hercules QXD3 Diesel		
1969-1954		
Belt - Fan & Alt.	AT23500	②7405
Belt - Fan & Gen.; Ser. No. 55-12050 & Before ...	P40280H	TR28514
Belt - Fan & Gen.; Ser. No. 55-12051 Thru		
55-46800	P43532H	TR28565
Belt - Fan & Gen.; Ser. No. 55-46801 Thru		
55-57000	T626T	7480
Belt - Fan & Gen.; Ser. No. 55-57001 & After	H30634H	▲9380HD
Hose - Upper - Eng. To Pipe; (2" I.D.)		24232
Hose - Upper - Pipe To Rad.; (2" I.D.)		24232
Hose - Lower - Eng. To Pipe; (1 1/2" I.D.)		24224
Hose - Lower - Pipe To Rad.; (1 1/2" I.D.)		24224
95		
John Deere 248D Diesel		
1969-1958		
Belt - Fan; Ser. No. 95-20001 Thru 95-35000	H30634H	▲9380HD
Belt - Fan; Ser. No. 95-9001 Thru 95-20000	H23725H	TR24400
Belt - Fan & Alt.		7410
Belt - Fan & Gen.; Ser. No. 95-9000 & Before	T626T	7480
Belt - Hyd. Pump; Ser. No. 95-35001 & After	H63772	▲9540HD
Belt - P.S.; Ser. No. 95-9000 & Before	P50471H	7450
Belt - P.S.; Ser. No. 95-9001 Thru 95-15000	H23725H	TR24400
Belt - W.P.; Ser. No. 95-9001 & After	P50471H	7450
Belt - W.P. & Gen.; Ser. No. 95-9001 Thru		
95-35000	T12031T	7470
John Deere 248G		
1969-1958		
Belt - Fan; Ser. No. 95-20001 Thru 95-35000	H30634H	▲9380HD
Belt - Fan; Ser. No. 95-9001 Thru 95-20000	H23725H	TR24400
Belt - Fan & Alt.		7410
Belt - Fan & Gen.; Ser. No. 95-9000 & Before	T626T	7480

Application	Mfr. No.	Part No.
JOHN DEERE - Continued		
95 - Continued		
John Deere 248G - Continued		
1969-1958 - Continued		
Belt - Hyd. Pump; Ser. No. 95-35001 & After	H63772	▲9540HD
Belt - P.S.; Ser. No. 95-9000 & Before	P50471H	7450
Belt - P.S.; Ser. No. 95-9001 Thru 95-15000	H23725H	TR24400
Belt - W.P. & Gen.; Ser. No. 95-9001 Thru		
95-35000	T12031T	7470
John Deere HG217G		
1969-1961		
Belt - Fan		TR22380
Belt - Gov.		②▲9370HD
Belt - W.P. & Gen.		7470
Hose - Upper; (1 1/2" I.D.)		②24224
Hose - Lower; Ser. No. 60000 & Before		⊗20065
Hose - Lower; Ser. No. 60001 & After		⊗20433
		or ●25526
1960-1958		
Belt - Fan		TR22380
Belt - Gov.		②▲9370HD
Belt - W.P. & Gen.		7470
Hose - Upper; (1 1/2" I.D.)		②24224
Hose - Lower; Ser. No. 60001 & After		⊗20433
		or ●25526
Hose - Lower; Ser. No. 60000 & Before		⊗20065
John Deere 6-Cyl. 303		
1969-1958		
Belt - Fan & Alt.	AT23500	②7405
John Deere 6-Cyl. 303 Diesel		
1969-1958		
Belt - Fan & Alt.	AT23500	②7405
105SP		
John Deere HA341G		
1969-1961		
Belt - Fan & Gen.; Ser. No. 105-4500 & Before ...	T644T	7460
Belt - Fan & Gen.; Ser. No. 105-4501 & After	AR32659R	②7555
Belt - P.S.		TR22397
John Deere HA341D Diesel		
1969-1961		
Belt - Fan; Ser. No. 105-3001 Thru 105-4500	H30634H	▲9380HD
Belt - Fan; Ser. No. 105-4501 & After	AR32661R	②7560
Belt - P.S.		TR22397
3300SP		
John Deere 6-Cyl. 219		
1976-1975		
Belt - A.C.	H86273	▲9510HD
Belt - Alt. & W.P.	H80897	▲9500HD
Belt - Clean Grain Elevator	H87648	C106
Belt - Eng. Fan	H86271	▲9650HD
Belt - Eng. Fan & Rotary Screen Driveshaft	H86273	▲9510HD
Belt - Rotary Deflector	H86039	6870
Belt - Shoe Grain Supply Auger	H79285	B136
Belt - Straw Chopper - Front	H20407	C115
Belt - Straw Spreader	H80159	B110
Hose - Upper		●25526
Hose - Lower		⊗20351
Hose - By Pass; (3/4" I.D.)		28442
1974		
Belt - A.C.; Ser. No. 100001 Thru 101300	H63772	▲9540HD
Belt - Alt. & W.P.	H80897	▲9500HD
Belt - Eng. Fan	H86271	▲9650HD
Belt - Eng. Fan & Rotary Screen Driveshaft	H86273	▲9510HD
Belt - Rotary Deflector	H86039	6870
Belt - Shoe Grain Supply Auger	H79285	B136
Belt - Straw Chopper - Front	H20407	C115
Belt - Straw Spreader	H80159	B110
Hose - Upper		●25526
Hose - Lower		⊗20351

② Two Required.
 ● Vulco-Flex® Coolant Hose.

⊗ Cut to Fit.
 ▲ Standard Belt May Also Be Available.

Belts and Coolant Hose for Combines Alphabetical

Application	Mfr. No.	Part No.	Application	Mfr. No.	Part No.
JOHN DEERE - Continued			JOHN DEERE - Continued		
3300SP - Continued			4400SP - Continued		
John Deere 6-Cyl. 219 - Continued			Chevrolet 6-Cyl. 292 - Continued		
1974 - Continued			1979-1977 - Continued		
Hose - By Pass; (3/4" I.D.)		28442	Belt - Straw Chopper - Front	H20407	C115
1973-1970			Belt - Straw Spreader	H80159	B110
Belt - A.C.	H80896	▲9560HD	Hose - Upper		●25526
Belt - Alt. & W.P.	H80897	▲9500HD	Hose - Lower		●26513
Belt - Eng. Fan	H79236	▲9635HD	Hose - By Pass		20563
Belt - Eng. Fan Countershaft	H79235	②▲9590HD	1976-1975		
Belt - Shoe Grain Supply Auger	H79285	B136	Belt - Alt. & W.P.	H30634	▲9380HD
Belt - Straw Chopper - Front	H20407	C115	Belt - Clean Grain Elevator	H87648	C106
Belt - Straw Spreader	H80159	B110	Belt - Cyl.	AH80500	③B89
Hose - Upper		●25526	Belt - Eng. Fan	H86271	▲9650HD
Hose - Lower		✂20351	Belt - Eng. Fan & Rotary Screen Driveshaft	H86275	▲9485HD
Hose - By Pass; (3/4" I.D.)		28442	Belt - Platform & Corn Head - Lower	AH87197	③6965
John Deere 6-Cyl. 219 Diesel			Belt - Rotary Deflector	H86039	6870
1976-1975			Belt - Shoe Grain Supply Auger	H79285	B136
Belt - A.C.	H86273	▲9510HD	Belt - Straw Chopper - Front	H20407	C115
Belt - Alt. & W.P.	H80897	▲9500HD	Belt - Straw Spreader	H80159	B110
Belt - Clean Grain Elevator	H87648	C106	Hose - Upper		●25526
Belt - Cyl.	AH80500	③B89	Hose - Lower		●26513
Belt - Eng. Fan	H86271	▲9650HD	Hose - By Pass		20563
Belt - Eng. Fan & Rotary Screen Driveshaft	H86273	▲9510HD	1974		
Belt - Rotary Deflector	H86039	6870	Belt - Alt. & W.P.	H30634	▲9380HD
Belt - Shoe Grain Supply Auger	H79285	B136	Belt - Cyl.	AH80500	③B89
Belt - Straw Chopper - Front	H20407	C115	Belt - Eng. Fan	H86271	▲9650HD
Belt - Straw Spreader	H80159	B110	Belt - Eng. Fan & Rotary Screen Driveshaft	H86275	▲9485HD
1974			Belt - Platform & Corn Head - Lower	AH87197	③6965
Belt - A.C.; Ser. No. 100001 Thru 101300	H63772	▲9540HD	Belt - Rotary Deflector	H86039	6870
Belt - Alt. & W.P.	H80897	▲9500HD	Belt - Shoe Grain Supply Auger	H79285	B136
Belt - Cyl.	AH80500	③B89	Belt - Straw Chopper - Front	H20407	C115
Belt - Eng. Fan	H86271	▲9650HD	Belt - Straw Spreader	H80159	B110
Belt - Eng. Fan & Rotary Screen Driveshaft	H86273	▲9510HD	Hose - Upper		●25526
Belt - Rotary Deflector	H86039	6870	Hose - Lower		●26513
Belt - Shoe Grain Supply Auger	H79285	B136	Hose - By Pass		20563
Belt - Straw Chopper - Front	H20407	C115	1973-1970		
Belt - Straw Spreader	H80159	B110	Belt - A.C.	H80896	▲9560HD
1973-1971			Belt - Alt. & W.P.	H30634	▲9380HD
Belt - A.C.	H81742	▲9530HD	Belt - Cyl.	AH80500	③B89
Belt - Alt. & W.P.	H80897	▲9500HD	Belt - Eng. Fan	H79236	▲9635HD
Belt - Cyl.	AH80500	③B89	Belt - Eng. Fan & Rotary Screen Driveshaft	H86275	▲9485HD
Belt - Eng. Fan	H79236	▲9635HD	Belt - Eng. Fan Countershaft	H79235	▲9590HD
Belt - Eng. Fan & Rotary Screen Driveshaft	H86273	▲9510HD	Belt - Platform & Corn Head - Lower	AH87197	③6965
Belt - Eng. Fan Countershaft	H79235	②▲9590HD	Belt - Shoe Grain Supply Auger	H79285	B136
Belt - Shoe Grain Supply Auger	H79285	B136	Belt - Straw Chopper - Front	H20407	C115
Belt - Straw Chopper - Front	H20407	C115	Belt - Straw Spreader	H80159	B110
Belt - Straw Spreader	H80159	B110	Hose - Upper		●25526
1970			Hose - Lower		●26513
Belt - A.C.	H81742	▲9530HD	Hose - By Pass		20563
Belt - Alt. & W.P.	H80897	▲9500HD	John Deere 6-Cyl. 239 Diesel		
Belt - Cyl.	AH80500	③B89	1979-1977		
Belt - Eng. Fan; W/A.C.	H86271	▲9650HD	Belt - A.C.	H86275	▲9485HD
Belt - Eng. Fan; W/O A.C.	H79236	▲9635HD	Belt - Alt. & W.P.	H82724	▲9570HD
Belt - Eng. Fan & Rotary Screen Driveshaft	H86273	▲9510HD	Belt - Clean Grain Elevator	H87648	C106
Belt - Eng. Fan Countershaft	H79235	②▲9590HD	Belt - Cyl.	AH80500	③B89
Belt - Shoe Grain Supply Auger	H79285	B136	Belt - Eng. Fan; W/A.C.	H94373	▲9660HD
Belt - Straw Chopper - Front	H20407	C115	Belt - Eng. Fan; W/O A.C.	H86271	▲9650HD
Belt - Straw Spreader	H80159	B110	Belt - Eng. Fan & Rotary Screen Driveshaft	H86275	▲9485HD
4400SP			Belt - Platform & Corn Head - Lower	AH87197	③6965
Chevrolet 6-Cyl. 292			Belt - Rotary Deflector	H86039	6870
1979-1977			Belt - Shoe Grain Supply Auger	H79285	B136
Belt - Alt. & W.P.	H30634	▲9380HD	Belt - Straw Chopper - Front	H20407	C115
Belt - Clean Grain Elevator	H87648	C106	Belt - Straw Spreader	H80159	B110
Belt - Cyl.	AH80500	③B89	1976		
Belt - Eng. Fan; W/A.C.	H94373	▲9660HD	Belt - A.C.	H86275	▲9485HD
Belt - Eng. Fan; W/O A.C.	H86271	▲9650HD	Belt - Alt. & W.P.; Ser. No. 202603 & Before	H80896	▲9560HD
Belt - Eng. Fan & Rotary Screen Driveshaft	H86275	▲9485HD	Belt - Alt. & W.P.; Ser. No. 202604 & After	H82724	▲9570HD
Belt - Platform & Corn Head - Lower	AH87197	③6965	Belt - Clean Grain Elevator	H87648	C106
Belt - Rotary Deflector	H86039	6870	Belt - Cyl.	AH80500	③B89
Belt - Shoe Grain Supply Auger	H79285	B136	Belt - Eng. Fan	H86271	▲9650HD
Belt - Straw Chopper - Front	H20407	C115	Belt - Eng. Fan & Rotary Screen Driveshaft	H86275	▲9485HD
Belt - Straw Spreader	H80159	B110	Belt - Platform & Corn Head - Lower	AH87197	③6965

▲ Standard Belt May Also Be Available.
 ● Vulco-Flex® Coolant Hose.
 ③ Three Required.

② Two Required.
 ✂ Cut to Fit.

Belts and Coolant Hose for Combines Alphabetical

Application	Mfr. No.	Part No.
JOHN DEERE - Continued		
4400SP - Continued		
John Deere 6-Cyl. 239 Diesel - Continued		
1976 - Continued		
Belt - Rotary Deflector	H86039	6870
Belt - Shoe Grain Supply Auger	H79285	B136
Belt - Straw Chopper - Front	H20407	C115
Belt - Straw Spreader	H80159	B110
1975		
Belt - A.C.	H86275	▲9485HD
Belt - Alt. & W.P.	H80896	▲9560HD
Belt - Clean Grain Elevator	H87648	C106
Belt - Cyl.	AH80500	③B89
Belt - Eng. Fan	H86271	▲9650HD
Belt - Eng. Fan & Rotary Screen Driveshaft	H86275	▲9485HD
Belt - Platform & Corn Head - Lower	AH87197	③6965
Belt - Rotary Deflector	H86039	6870
Belt - Shoe Grain Supply Auger	H79285	B136
Belt - Straw Chopper - Front	H20407	C115
Belt - Straw Spreader	H80159	B110
1974		
Belt - Alt. & W.P.	H80896	▲9560HD
Belt - Cyl.	AH80500	③B89
Belt - Eng. Fan	H86271	▲9650HD
Belt - Eng. Fan & Rotary Screen Driveshaft	H86275	▲9485HD
Belt - Platform & Corn Head - Lower	AH87197	③6965
Belt - Rotary Deflector	H86039	6870
Belt - Shoe Grain Supply Auger	H79285	B136
Belt - Straw Chopper - Front	H20407	C115
Belt - Straw Spreader	H80159	B110
1973-1972		
Belt - A.C.	H80896	▲9560HD
Belt - Alt. & W.P.	H80897	▲9500HD
Belt - Cyl.	AH80500	③B89
Belt - Eng. Fan	H79236	▲9635HD
Belt - Eng. Fan & Rotary Screen Driveshaft	H86275	▲9485HD
Belt - Eng. Fan Countershaft	H79235	▲9590HD
Belt - Platform & Corn Head - Lower	AH87197	③6965
Belt - Shoe Grain Supply Auger	H79285	B136
Belt - Straw Chopper - Front	H20407	C115
Belt - Straw Spreader	H80159	B110
1971-1970		
Belt - A.C.	H80896	▲9560HD
Belt - Cyl.	AH80500	③B89
Belt - Eng. Fan	H79236	▲9635HD
Belt - Eng. Fan & Rotary Screen Driveshaft	H86275	▲9485HD
Belt - Eng. Fan Countershaft	H79235	▲9590HD
Belt - Platform & Corn Head - Lower	AH87197	③6965
Belt - Shoe Grain Supply Auger	H79285	B136
Belt - Straw Chopper - Front	H20407	C115
Belt - Straw Spreader	H80159	B110
4420		
John Deere 6-Cyl. 359 Diesel		
1986-1985		
Belt - A.C.	H86275	▲9485HD
Belt - Alt. & W.P.	H101813	▲9580HD
Belt - Beater Drive; W/100 Percent Beater Speed	H86039	6870
Belt - Beater Drive; W/150 Percent Beater Speed	H101352	AP64
Belt - Cyl.	AH80500	③B89
Belt - Eng. Fan; W/A.C.	H94373	▲9660HD
Belt - Eng. Fan; W/O A.C.	H86271	▲9650HD
Belt - Eng. Fan & Rotary Screen Driveshaft	H86275	▲9485HD
Belt - Platform & Corn Head - Lower	AH87197	③6965
Belt - Shoe Grain Supply Auger	H79285	B136
Belt - Straw Chopper - Front	H20407	C115
Belt - Straw Spreader	H80159	B110
1984		
Belt - A.C.	H86275	▲9485HD
Belt - Alt. & W.P.	H101813	▲9580HD
Belt - Beater Drive; W/100 Percent Beater Speed	H86039	6870
Belt - Beater Drive; W/150 Percent Beater Speed	H101352	AP64
Belt - Cyl.	AH80500	③B89

Application	Mfr. No.	Part No.
JOHN DEERE - Continued		
4420 - Continued		
John Deere 6-Cyl. 359 Diesel - Continued		
1984 - Continued		
Belt - Eng. Fan; W/A.C.	H94373	▲9660HD
Belt - Eng. Fan; W/O A.C.	H86271	▲9650HD
Belt - Eng. Fan & Rotary Screen Driveshaft	H86275	▲9485HD
Belt - Platform & Corn Head - Lower	AH87197	6965
Belt - Shoe Grain Supply Auger	H79285	B136
Belt - Straw Chopper - Front	H20407	C115
Belt - Straw Spreader	H80159	B110
1983-1982		
Belt - A.C.	H86275	▲9485HD
Belt - Alt. & W.P.	H101813	▲9580HD
Belt - Beater Drive; W/100 Percent Beater Speed	H86039	6870
Belt - Beater Drive; W/150 Percent Beater Speed	H101352	AP64
Belt - Cyl.	AH80500	③B89
Belt - Eng. Fan; W/A.C.	H94373	▲9660HD
Belt - Eng. Fan; W/O A.C.	H86271	▲9650HD
Belt - Eng. Fan & Rotary Screen Driveshaft	H86275	▲9485HD
Belt - Platform & Corn Head - Lower	AH87197	③6965
Belt - Shoe Grain Supply Auger	H79285	B136
Belt - Straw Chopper - Front	H20407	C115
Belt - Straw Spreader	H80159	B110
1981-1980		
Belt - A.C.	H86275	▲9485HD
Belt - Alt. & W.P.	H82724	②▲9570HD
Belt - Beater Drive; W/100 Percent Beater Speed	H86039	6870
Belt - Beater Drive; W/150 Percent Beater Speed	H101352	AP64
Belt - Cyl.	AH80500	③B89
Belt - Eng. Fan; W/A.C.	H94373	▲9660HD
Belt - Eng. Fan; W/O A.C.	H86271	▲9650HD
Belt - Eng. Fan & Rotary Screen Driveshaft	H86275	▲9485HD
Belt - Platform & Corn Head - Lower	AH87197	③6965
Belt - Shoe Grain Supply Auger	H79285	B136
Belt - Straw Chopper - Front	H20407	C115
Belt - Straw Spreader	H80159	B110
4435		
John Deere 6-Cyl. 359 Diesel		
1989		
Belt - W.P.	AR72036	②▲9590HD
6600		
John Deere 6-Cyl. 329		
1978		
Belt - Charge Pump; W/Hydro. Drive	T199T	7400
Belt - Clean Grain Elevator	H77766	C152
Belt - Clean Grain Elevator Countershaft	H27433	C90
Belt - Cyl.; W/280-845 R.P.M.	AH80505	③69100
Belt - Cyl.; W/407-1228 R.P.M.	AH80503	③B102
Belt - Eng. Fan	H86272	▲9670HD
Belt - Eng. Fan Countershaft	H79235	▲9590HD
Belt - Feeder Conveyor; W/Regular Feeder House	H77766	C152
Belt - Platform & Corn Head - Lower; Sidehill	AH89436	③C83
Belt - Propulsion - Upper; Exc. Sidehill	AH21301	②D100
Belt - Propulsion - Upper; Ser. No. 305672 & Before; Sidehill	AH21301	②D100
Belt - Rotary Deflector	H86039	6870
Belt - Straw Chopper - Rear	H79789	C225
Belt - Straw Spreader	H26858	B142
Belt - Tailings - Lower Auger	N110085	C128
Belt - U-Joint Loading Auger	H23950	CX120
Belt - Unloader Auger Countershaft; Exc. Sidehill	H76150	C60
Belt - Unloader Auger Countershaft; Ser. No. 305672 & Before; Sidehill	H76150	C60
Hose - Upper		●26511
Hose - By Pass; (1 1/2" I.D.)		24224
1977-1975		
Belt - Charge Pump; W/Hydro. Drive	T199T	7400
Belt - Clean Grain Elevator	H77766	C152
Belt - Clean Grain Elevator Countershaft	H27433	C90
Belt - Cyl.; W/280-845 R.P.M.	AH80505	③69100

▲ Standard Belt May Also Be Available.
② Two Required.

③ Three Required.
● Vulco-Flex® Coolant Hose.

Belts and Coolant Hose for Combines Alphabetical

Application	Mfr. No.	Part No.
JOHN DEERE - Continued		
6600 - Continued		
John Deere 6-Cyl. 329 Diesel		
1978		
Belt - A.C.	H86275	▲9485HD
Belt - Alt. & W.P.	H82724	▲9570HD
Belt - Charge Pump; W/Hydro. Drive	T199T	7400
Belt - Clean Grain Elevator	H77766	C152
Belt - Clean Grain Elevator Countershaft	H27433	C90
Belt - Cyl.; W/280-845 R.P.M.	AH80505	③69100
Belt - Cyl.; W/407-1228 R.P.M.	AH80503	③B102
Belt - Eng. Fan	H86272	▲9670HD
Belt - Eng. Fan & Rotary Screen Driveshaft	H86274	▲9465HD
Belt - Feeder Conveyor; W/Regular Feeder House	H77766	C152
Belt - Platform & Corn Head - Lower; Sidehill	AH89436	③C83
Belt - Propulsion - Upper; Exc. Sidehill	AH21301	②D100
Belt - Propulsion - Upper; Ser. No. 305672 & Before; Sidehill	AH21301	②D100
Belt - Rotary Deflector	H86039	6870
Belt - Straw Chopper - Rear	H79789	C225
Belt - Straw Spreader	H26858	B142
Belt - Tailings - Lower Auger	N110085	C128
Belt - U-Joint Loading Auger	H23950	CX120
Belt - Unloader Auger Countershaft; Exc. Sidehill	H76150	C60
Belt - Unloader Auger Countershaft; Ser. No. 305672 & Before; Sidehill	H76150	C60
1977		
Belt - A.C.	H86275	▲9485HD
Belt - Alt. & W.P.	H82724	▲9570HD
Belt - Charge Pump; W/Hydro. Drive	T199T	7400
Belt - Clean Grain Elevator	H77766	C152
Belt - Clean Grain Elevator Countershaft	H27433	C90
Belt - Cyl.; W/280-845 R.P.M.	AH80505	③69100
Belt - Cyl.; W/407-1228 R.P.M.	AH80503	③B102
Belt - Eng. Fan	H86272	▲9670HD
Belt - Eng. Fan & Rotary Screen Driveshaft	H86274	▲9465HD
Belt - Feeder Conveyor; W/Regular Feeder House	H77766	C152
Belt - Platform & Corn Head - Lower; Sidehill	AH89436	③C83
Belt - Propulsion - Upper	AH21301	②D100
Belt - Rotary Deflector	H86039	6870
Belt - Straw Chopper - Rear	H79789	C225
Belt - Straw Spreader	H26858	B142
Belt - Tailings - Lower Auger	N110085	C128
Belt - U-Joint Loading Auger	H23950	CX120
Belt - Unloader Auger Countershaft	H76150	C60
1976		
Belt - A.C.	H86275	▲9485HD
Belt - Alt. & W.P.; Ser. No. 208510 & Before	H80896	▲9560HD
Belt - Alt. & W.P.; Ser. No. 208511 & After	H82724	▲9570HD
Belt - Charge Pump; W/Hydro. Drive	T199T	7400
Belt - Clean Grain Elevator	H77766	C152
Belt - Clean Grain Elevator Countershaft	H27433	C90
Belt - Cyl.; W/280-845 R.P.M.	AH80505	③69100
Belt - Cyl.; W/407-1228 R.P.M.	AH80503	③B102
Belt - Eng. Fan	H86272	▲9670HD
Belt - Eng. Fan & Rotary Screen Driveshaft	H86274	▲9465HD
Belt - Feeder Conveyor; W/Regular Feeder House	H77766	C152
Belt - Platform & Corn Head - Lower; Sidehill	AH89436	③C83
Belt - Propulsion - Upper	AH21301	②D100
Belt - Rotary Deflector	H86039	6870
Belt - Straw Chopper - Rear	H79789	C225
Belt - Straw Spreader	H26858	B142
Belt - Tailings - Lower Auger	N110085	C128
Belt - U-Joint Loading Auger	H23950	CX120
Belt - Unloader Auger Countershaft	H76150	C60
1975		
Belt - A.C.	H86275	▲9485HD
Belt - Alt. & W.P.	H80896	▲9560HD
Belt - Charge Pump; W/Hydro. Drive	T199T	7400
Belt - Clean Grain Elevator	H77766	C152
Belt - Clean Grain Elevator Countershaft	H27433	C90
Belt - Cyl.; W/280-845 R.P.M.	AH80505	③69100
Belt - Cyl.; W/407-1228 R.P.M.	AH80503	③B102

Application	Mfr. No.	Part No.
JOHN DEERE - Continued		
6600 - Continued		
John Deere 6-Cyl. 329 Diesel - Continued		
1975 - Continued		
Belt - Eng. Fan	H86272	▲9670HD
Belt - Eng. Fan & Rotary Screen Driveshaft	H86274	▲9465HD
Belt - Feeder Conveyor; W/Regular Feeder House	H77766	C152
Belt - Platform & Corn Head - Lower; Sidehill	AH89436	③C83
Belt - Propulsion - Upper	AH21301	②D100
Belt - Rotary Deflector	H86039	6870
Belt - Straw Chopper - Rear	H79789	C225
Belt - Straw Spreader	H26858	B142
Belt - Tailings - Lower Auger	N110085	C128
Belt - U-Joint Loading Auger	H23950	CX120
Belt - Unloader Auger Countershaft	H76150	C60
1974		
Belt - Alt. & W.P.	H80896	▲9560HD
Belt - Charge Pump; W/Hydro. Drive	T199T	7400
Belt - Clean Grain Elevator	H77766	C152
Belt - Clean Grain Elevator Countershaft	H27433	C90
Belt - Cyl.; W/280-845 R.P.M.	AH80505	③69100
Belt - Cyl.; W/407-1228 R.P.M.	AH80503	③B102
Belt - Eng. Fan	H86272	▲9670HD
Belt - Eng. Fan & Rotary Screen Driveshaft	H86274	▲9465HD
Belt - Feeder Conveyor; W/Regular Feeder House	H77766	C152
Belt - Platform & Corn Head - Lower; Sidehill	AH89436	③C83
Belt - Propulsion - Upper	AH21301	②D100
Belt - Rotary Deflector	H86039	6870
Belt - Straw Chopper - Rear	H79789	C225
Belt - Straw Spreader	H26858	B142
Belt - Tailings - Lower Auger	N110085	C128
Belt - U-Joint Loading Auger	H23950	CX120
Belt - Unloader Auger Countershaft	H76150	C60
1973		
Belt - A.C.	H86275	▲9485HD
Belt - Alt. & W.P.	H80896	▲9560HD
Belt - Charge Pump; W/Hydro. Drive	T199T	7400
Belt - Clean Grain Elevator	H77766	C152
Belt - Clean Grain Elevator Countershaft	H27433	C90
Belt - Cyl.; W/280-845 R.P.M.	AH80505	③69100
Belt - Cyl.; W/407-1228 R.P.M.	AH80503	③B102
Belt - Eng. Fan; W/65 3/8" Belt O.C.	H86271	▲9650HD
Belt - Eng. Fan; W/67 3/8" Belt O.C.	H86272	▲9670HD
Belt - Eng. Fan & Rotary Screen Driveshaft	H86274	▲9465HD
Belt - Feeder Conveyor; W/Regular Feeder House	H77766	C152
Belt - Platform & Corn Head - Lower; Sidehill	AH89436	③C83
Belt - Propulsion - Upper	AH21301	②D100
Belt - Rotary Deflector	H86061	6876
Belt - Straw Chopper - Rear	H79789	C225
Belt - Straw Spreader	H26858	B142
Belt - Tailings - Lower Auger	N110085	C128
Belt - U-Joint Loading Auger	H23950	CX120
Belt - Unloader Auger Countershaft	H76150	C60
1972		
Belt - A.C.	H86275	▲9485HD
Belt - Alt. & W.P.	H80896	▲9560HD
Belt - Charge Pump; Ser. No. 9582 & Before; W/Hydro. Drive	T12042	7410
Belt - Charge Pump; Ser. No. 9583 & After; W/Hydro. Drive	T199T	7400
Belt - Clean Grain Elevator	H77766	C152
Belt - Clean Grain Elevator Countershaft	H27433	C90
Belt - Cyl.; W/280-845 R.P.M.	AH80505	③69100
Belt - Cyl.; W/407-1228 R.P.M.	AH80503	③B102
Belt - Eng. Fan; W/65 3/8" Belt O.C.	H86271	▲9650HD
Belt - Eng. Fan; W/67 3/8" Belt O.C.	H86272	▲9670HD
Belt - Eng. Fan & Rotary Screen Driveshaft	H86274	▲9465HD
Belt - Feeder Conveyor; W/Regular Feeder House	H77766	C152
Belt - Platform & Corn Head - Lower; Sidehill	AH89436	③C83
Belt - Propulsion - Upper	AH21301	②D100
Belt - Rotary Deflector	H86061	6876
Belt - Straw Chopper - Rear	H79789	C225
Belt - Straw Spreader	H26858	B142

▲ Standard Belt May Also Be Available.
② Two Required.

③ Three Required.

Belts and Coolant Hose for Combines Alphabetical

Application	Mfr. No.	Part No.	Application	Mfr. No.	Part No.
JOHN DEERE - Continued			JOHN DEERE - Continued		
6600 - Continued			6600 - Continued		
John Deere 6-Cyl. 329 Diesel - Continued			John Deere 6-Cyl. 404 Diesel - Continued		
1972 - Continued			1978 - Continued		
Belt - Tailings - Lower Auger	N110085	C128	Belt - Propulsion - Upper; Ser. No. 305672 & Before; Sidehill	AH21301	② D100
Belt - U-Joint Loading Auger	H23950	CX120	Belt - Rotary Deflector	H86039	6870
Belt - Unloader Auger Countershaft	H76150	C60	Belt - Straw Chopper - Rear	H79789	C225
1971			Belt - Straw Spreader	H26858	B142
Belt - A.C.	H86275	♣ 9485HD	Belt - Tailings - Lower Auger	N110085	C128
Belt - Alt. & W.P.	H80896	♣ 9560HD	Belt - U-Joint Loading Auger	H23950	CX120
Belt - Charge Pump; W/Hydro. Drive	T12042	7410	Belt - Unloader Auger Countershaft; Exc. Sidehill	H76150	C60
Belt - Clean Grain Elevator	H77766	C152	Belt - Unloader Auger Countershaft; Ser. No. 305672 & Before; Sidehill	H76150	C60
Belt - Clean Grain Elevator Countershaft	H27433	C90	Hose - Upper		● 26511
Belt - Cyl.; W/280-845 R.P.M.	AH80505	③ 69100	Hose - By Pass; (1 1/2" I.D.)		24224
Belt - Cyl.; W/407-1228 R.P.M.	AH80503	③ B102	1977-1974		
Belt - Eng. Fan; W/65 3/8" Belt O.C.	H86271	♣ 9650HD	Belt - A.C.	H87459	♣ 9395HD
Belt - Eng. Fan; W/67 3/8" Belt O.C.	H86272	♣ 9670HD	Belt - Alt. & W.P.	H85377	♣ 9610HD
Belt - Eng. Fan & Rotary Screen Driveshaft	H86274	♣ 9465HD	Belt - Charge Pump; W/Hydro. Drive	T199T	7400
Belt - Feeder Conveyor; W/Regular Feeder House	H77766	C152	Belt - Clean Grain Elevator	H77766	C152
Belt - Platform & Corn Head - Lower; Sidehill	AH89436	③ C83	Belt - Clean Grain Elevator Countershaft	H27433	C90
Belt - Propulsion - Upper	AH21301	② D100	Belt - Cyl.; W/280-845 R.P.M.	AH80505	③ 69100
Belt - Rotary Deflector	H86061	6876	Belt - Cyl.; W/407-1228 R.P.M.	AH80503	③ B102
Belt - Straw Chopper - Rear	H79789	C225	Belt - Eng. Fan	H86271	♣ 9650HD
Belt - Straw Spreader	H26858	B142	Belt - Eng. Fan & Rotary Screen Driveshaft	H137207	♣ 9500HD
Belt - Tailings - Lower Auger	N110085	C128	Belt - Eng. Fan Countershaft	H85377	♣ 9610HD
Belt - U-Joint Loading Auger	H23950	CX120	Belt - Feeder Conveyor; W/Regular Feeder House	H77766	C152
Belt - Unloader Auger Countershaft	H76150	C60	Belt - Platform & Corn Head - Lower; Sidehill	AH89436	③ C83
1970			Belt - Propulsion - Upper	AH21301	② D100
Belt - A.C.	H86275	♣ 9485HD	Belt - Rotary Deflector	H86039	6870
Belt - Alt. & W.P.	H80896	♣ 9560HD	Belt - Straw Chopper - Rear	H79789	C225
Belt - Charge Pump; W/Hydro. Drive	T12042	7410	Belt - Straw Spreader	H26858	B142
Belt - Clean Grain Elevator	H77766	C152	Belt - Tailings - Lower Auger	N110085	C128
Belt - Clean Grain Elevator Countershaft	H27433	C90	Belt - U-Joint Loading Auger	H23950	CX120
Belt - Cyl.; W/280-845 R.P.M.	AH80505	③ 69100	Belt - Unloader Auger Countershaft	H76150	C60
Belt - Cyl.; W/407-1228 R.P.M.	AH80503	③ B102	Hose - Upper		● 26511
Belt - Eng. Fan; W/65 3/8" Belt O.C.	H86271	♣ 9650HD	Hose - By Pass; (1 1/2" I.D.)		24224
Belt - Eng. Fan; W/67 3/8" Belt O.C.	H86272	♣ 9670HD	1973		
Belt - Eng. Fan & Rotary Screen Driveshaft	H86274	♣ 9465HD	Belt - A.C.	H87459	♣ 9395HD
Belt - Feeder Conveyor; W/Regular Feeder House	H77766	C152	Belt - Alt. & W.P.	H85377	♣ 9610HD
Belt - Platform & Corn Head - Lower; Sidehill	AH89436	③ C83	Belt - Charge Pump; W/Hydro. Drive	T199T	7400
Belt - Propulsion - Upper	AH21301	② D100	Belt - Clean Grain Elevator	H77766	C152
Belt - Rotary Deflector; Ser. No. 2252 Thru 105800	H86061	6876	Belt - Clean Grain Elevator Countershaft	H27433	C90
Belt - Straw Chopper - Rear	H79789	C225	Belt - Cyl.; W/280-845 R.P.M.	AH80505	③ 69100
Belt - Straw Spreader	H26858	B142	Belt - Cyl.; W/407-1228 R.P.M.	AH80503	③ B102
Belt - Tailings - Lower Auger	N110085	C128	Belt - Eng. Fan	H86271	♣ 9650HD
Belt - U-Joint Loading Auger	H23950	CX120	Belt - Eng. Fan & Rotary Screen Driveshaft	H137207	♣ 9500HD
Belt - Unloader Auger Countershaft	H76150	C60	Belt - Eng. Fan Countershaft	H79235	♣ 9590HD
John Deere 6-Cyl. 404 Diesel			Belt - Feeder Conveyor; W/Regular Feeder House	H77766	C152
1978			Belt - Platform & Corn Head - Lower; Sidehill	AH89436	③ C83
Belt - A.C.; Exc. Sidehill	H87459	♣ 9395HD	Belt - Propulsion - Upper	AH21301	② D100
Belt - A.C.; Ser. No. 305672 & Before; Sidehill	H87459	♣ 9395HD	Belt - Rotary Deflector	H86061	6876
Belt - A.C.; Ser. No. 305673 & After; Sidehill	R71603	♣ 9415HD	Belt - Straw Chopper - Rear	H79789	C225
Belt - Alt. & W.P.; Exc. Sidehill	H85377	♣ 9610HD	Belt - Straw Spreader	H26858	B142
Belt - Alt. & W.P.; Ser. No. 305672 & Before; Sidehill	H85377	♣ 9610HD	Belt - Tailings - Lower Auger	N110085	C128
Belt - Alt. & W.P.; Ser. No. 305673 & After; Sidehill	H79236	♣ 9635HD	Belt - U-Joint Loading Auger	H23950	CX120
Belt - Charge Pump; W/Hydro. Drive	T199T	7400	Belt - Unloader Auger Countershaft	H76150	C60
Belt - Clean Grain Elevator	H77766	C152	Hose - Upper		● 26511
Belt - Clean Grain Elevator Countershaft	H27433	C90	Hose - By Pass; (1 1/2" I.D.)		24224
Belt - Cyl.; W/280-845 R.P.M.	AH80505	③ 69100	1972		
Belt - Cyl.; W/407-1228 R.P.M.	AH80503	③ B102	Belt - A.C.	H87459	♣ 9395HD
Belt - Eng. Fan	H86271	♣ 9650HD	Belt - Alt. & W.P.	H85377	♣ 9610HD
Belt - Eng. Fan & Rotary Screen Driveshaft; Exc. Sidehill	H137207	♣ 9500HD	Belt - Charge Pump; Ser. No. 9582 & Before; W/Hydro. Drive	T12042	7410
Belt - Eng. Fan & Rotary Screen Driveshaft; Ser. No. 305672 & Before; Sidehill	H137207	♣ 9500HD	Belt - Charge Pump; Ser. No. 9583 & After; W/Hydro. Drive	T199T	7400
Belt - Eng. Fan & Rotary Screen Driveshaft; Ser. No. 305673 & After; Sidehill	H86273	♣ 9510HD	Belt - Clean Grain Elevator	H77766	C152
Belt - Eng. Fan Countershaft	H85377	♣ 9610HD	Belt - Clean Grain Elevator Countershaft	H27433	C90
Belt - Feeder Conveyor; W/Regular Feeder House	H77766	C152	Belt - Cyl.; W/280-845 R.P.M.	AH80505	③ 69100
Belt - Platform & Corn Head - Lower; Sidehill	AH89436	③ C83	Belt - Cyl.; W/407-1228 R.P.M.	AH80503	③ B102
Belt - Propulsion - Upper; Exc. Sidehill	AH21301	② D100	Belt - Eng. Fan	H86271	♣ 9650HD
			Belt - Eng. Fan & Rotary Screen Driveshaft	H137207	♣ 9500HD
			Belt - Eng. Fan Countershaft	H79235	♣ 9590HD

♣ Standard Belt May Also Be Available.

② Two Required.

③ Three Required.

● Vulco-Flex® Coolant Hose.

Belts and Coolant Hose for Combines Alphabetical

Application	Mfr. No.	Part No.	Application	Mfr. No.	Part No.
JOHN DEERE - Continued			JOHN DEERE - Continued		
6600 - Continued			6620		
John Deere 6-Cyl. 404 Diesel - Continued			John Deere 6-Cyl. 466 Diesel		
1972 - Continued			1989-1988		
Belt - Feeder Conveyor; W/Regular Feeder House	H77766	C152	Belt - A.C.	H113565	▲9640HD
Belt - Platform & Corn Head - Lower; Sidehill	AH89436	③C83	Belt - Alt. & W.P.	H79236	▲9635HD
Belt - Propulsion - Upper	AH21301	②D100	Belt - Beater Drive; W/100 Percent Beater Speed;		
Belt - Rotary Deflector	H86061	6876	Corn, Bean	H96414	C68
Belt - Straw Chopper - Rear	H79789	C225	Belt - Beater Drive; W/150 Percent Beater Speed;		
Belt - Straw Spreader	H26858	B142	Grain, Rice	H101469	C72
Belt - Tailings - Lower Auger	N110085	C128	Belt - Clean Grain Elevator & Loading Auger	H77766	C152
Belt - U-Joint Loading Auger	H23950	CX120	Belt - Clean Grain Elevator Countershaft	H27433	C85
Belt - Unloader Auger Countershaft	H76150	C60	Belt - Countershaft - Secondary	H110300	C150
Hose - Upper		●26511	Belt - Eng. Fan	H86272	▲9670HD
Hose - By Pass; (1 1/2" I.D.)		24224	Belt - Hyd. Reel Pump	H137207	▲9500HD
			Belt - Hydro. Charge Pump	T32517	7425
1971			Belt - Regular Fixed Feeder House Conveyor		
Belt - A.C.	H87459	▲9395HD	Drive	H77766	C152
Belt - Alt. & W.P.	H85377	▲9610HD	Belt - Rotary Screen Drive Shaft	H86273	▲9510HD
Belt - Charge Pump; W/Hydro. Drive	T12042	7410	Belt - Straw Spreader	H112421	B133
Belt - Clean Grain Elevator	H77766	C152	Belt - Tailings Auger	H118730	C128
Belt - Clean Grain Elevator Countershaft	H27433	C90	Belt - Unloader Auger	AH96300	②C63
Belt - Cyl.; W/280-845 R.P.M.	AH80505	③69100			
Belt - Cyl.; W/407-1228 R.P.M.	AH80503	③B102	1987-1986		
Belt - Eng. Fan	H86271	▲9650HD	Belt - A.C.	H113565	▲9640HD
Belt - Eng. Fan & Rotary Screen Driveshaft	H137207	▲9500HD	Belt - Alt. & W.P.	H79236	▲9635HD
Belt - Eng. Fan Countershaft	H79235	▲9590HD	Belt - Beater Drive; W/100 Percent Beater Speed;		
Belt - Feeder Conveyor; W/Regular Feeder House	H77766	C152	Corn, Bean	H96414	C68
Belt - Platform & Corn Head - Lower; Sidehill	AH89436	③C83	Belt - Beater Drive; W/150 Percent Beater Speed;		
Belt - Propulsion - Upper	AH21301	②D100	Grain, Rice	H101469	C72
Belt - Rotary Deflector	H86061	6876	Belt - Clean Grain Elevator & Loading Auger	H77766	C152
Belt - Straw Chopper - Rear	H79789	C225	Belt - Clean Grain Elevator Countershaft	H27433	C85
Belt - Straw Spreader	H26858	B142	Belt - Countershaft - Secondary	H110300	C150
Belt - Tailings - Lower Auger	N110085	C128	Belt - Eng. Fan	H86272	▲9670HD
Belt - U-Joint Loading Auger	H23950	CX120	Belt - Hyd. Reel Pump	H86275	▲9485HD
Belt - Unloader Auger Countershaft	H76150	C60	Belt - Hydro. Charge Pump	T32517	7425
Hose - Upper		●26511	Belt - Regular Fixed Feeder House Conveyor		
Hose - By Pass; (1 1/2" I.D.)		24224	Drive	H77766	C152
			Belt - Rotary Screen Drive Shaft	H86273	▲9510HD
1970			Belt - Straw Spreader	H112421	B133
Belt - A.C.	H87459	▲9395HD	Belt - Tailings Auger	H118730	C128
Belt - Alt. & W.P.	H85377	▲9610HD	Belt - Unloader Auger	AH96300	②C63
Belt - Charge Pump; W/Hydro. Drive	T12042	7410			
Belt - Clean Grain Elevator	H77766	C152	1985		
Belt - Clean Grain Elevator Countershaft	H27433	C90	Belt - A.C.	H113565	▲9640HD
Belt - Cyl.; W/280-845 R.P.M.	AH80505	③69100	Belt - Alt. & W.P.	H79236	▲9635HD
Belt - Cyl.; W/407-1228 R.P.M.	AH80503	③B102	Belt - Beater Drive; W/100 Percent Beater Speed;		
Belt - Eng. Fan	H86271	▲9650HD	Corn, Bean	H96414	C68
Belt - Eng. Fan & Rotary Screen Driveshaft	H137207	▲9500HD	Belt - Beater Drive; W/150 Percent Beater Speed;		
Belt - Eng. Fan Countershaft	H79235	▲9590HD	Grain, Rice	H101469	C72
Belt - Feeder Conveyor; W/Regular Feeder House	H77766	C152	Belt - Clean Grain Elevator & Loading Auger	H77766	C152
Belt - Platform & Corn Head - Lower; Sidehill	AH89436	③C83	Belt - Clean Grain Elevator Countershaft	H27433	C85
Belt - Propulsion - Upper	AH21301	②D100	Belt - Countershaft - Secondary	H110300	C150
Belt - Rotary Deflector; Ser. No. 2252 Thru			Belt - Eng. Fan	H86272	▲9670HD
105800	H86061	6876	Belt - Hyd. Reel Pump	H86275	▲9485HD
Belt - Straw Chopper - Rear	H79789	C225	Belt - Hydro. Charge Pump	T32517	7425
Belt - Straw Spreader	H26858	B142	Belt - Regular Feeder House - Lower	H111519	D158
Belt - Tailings - Lower Auger	N110085	C128	Belt - Regular Fixed Feeder House Conveyor		
Belt - U-Joint Loading Auger	H23950	CX120	Drive	H77766	C152
Belt - Unloader Auger Countershaft	H76150	C60	Belt - Rotary Screen Drive Shaft	H86273	▲9510HD
Hose - Upper		●26511	Belt - Straw Spreader	H112421	B133
Hose - By Pass; (1 1/2" I.D.)		24224	Belt - Tailings Auger	H118730	C128
			Belt - Unloader Auger	AH96300	②C63
6602					
John Deere 6-Cyl. 404 Diesel			1984		
1979-1971			Belt - A.C.	H113565	▲9640HD
Belt - A.C.	R46098	▲9415HD	Belt - Alt. & W.P.	H79236	▲9635HD
Belt - Fan; Ser. No. 1500 & Before	H79237	▲9650HD	Belt - Beater Drive; W/100 Percent Beater Speed;		
Belt - Fan; Ser. No. 1501 & After		▲9660HD	Corn, Bean	H96414	C68
Belt - Fan & Countershaft; Ser. No. 1500 & Before	H79235	▲9590HD	Belt - Beater Drive; W/150 Percent Beater Speed;		
Belt - Fan & Countershaft; Ser. No. 1501 & After	H85382	▲9600HD	Grain, Rice	H101469	C72
Belt - W.P. & Alt.; Ser. No. 1500 & Before	H82724	▲9570HD	Belt - Clean Grain Elevator & Loading Auger	H77766	C152
Belt - W.P. & Alt.; Ser. No. 1501 & After		▲9620HD	Belt - Clean Grain Elevator Countershaft	H27433	C85
			Belt - Countershaft - Secondary	H110300	C150
			Belt - Eng. Fan	H86272	▲9670HD
			Belt - Feeder House - Lower; Sidehill	AH89436	②C83
			Belt - Hyd. Reel Pump	H86275	▲9485HD

③ Three Required.

● Vulco-Flex® Coolant Hose.

② Two Required.

▲ Standard Belt May Also Be Available.

Belts and Coolant Hose for Combines Alphabetical

Application	Mfr. No.	Part No.	Application	Mfr. No.	Part No.
JOHN DEERE - Continued			JOHN DEERE - Continued		
6620 - Continued			7700 Combine		
John Deere 6-Cyl. 466 Diesel - Continued			John Deere 6-Cyl. 362		
1984 - Continued			1978-1974		
Belt - Hydro. Charge Pump	T199T	7400	Belt - Alt. & W.P.	H80896	▲9560HD
Belt - Regular Feeder House - Lower	H111519	D158	Belt - Charge Pump; W/Hydro. Drive	T199T	7400
Belt - Regular Fixed Feeder House Conveyor Drive	H77766	C152	Belt - Clean Grain Elevator Countershaft	H27433	C90
Belt - Rotary Screen Drive Shaft	H86273	▲9510HD	Belt - Eng. Fan	H86271	▲9650HD
Belt - Straw Spreader	H112421	B133	Belt - Feeder Conveyor; W/Regular Feeder House	H77766	C152
Belt - Tailings Auger	H118730	C128	Belt - Rotary Deflector	H86039	6870
Belt - Unloader Auger	AH96300	②C63	Belt - Straw Chopper - Rear	H79789	C225
1983			Belt - Straw Spreader	H26858	B142
Belt - A.C.	R71603	▲9415HD	Belt - Tailings - Lower Auger	N110085	C128
Belt - Alt. & W.P.	H79236	▲9635HD	Belt - U-Joint Loading Auger	H23950	CX120
Belt - Beater Drive; W/100 Percent Beater Speed; Corn, Bean	H96414	C68	Belt - Unloader Auger Countershaft	H76150	C60
Belt - Beater Drive; W/150 Percent Beater Speed; Grain, Rice	H101469	C72	1973		
Belt - Clean Grain Elevator & Loading Auger	H77766	C152	Belt - A.C.	H80897	▲9500HD
Belt - Clean Grain Elevator Countershaft	H27433	C85	Belt - Alt. & W.P.	H80896	▲9560HD
Belt - Countershaft - Secondary	H110300	C150	Belt - Charge Pump; W/Hydro. Drive	T199T	7400
Belt - Eng. Fan	H86272	▲9670HD	Belt - Clean Grain Elevator Countershaft	H27433	C90
Belt - Hyd. Reel Pump	H86275	▲9485HD	Belt - Eng. Fan	H86271	▲9650HD
Belt - Hydro. Charge Pump	T199T	7400	Belt - Eng. Fan Countershaft	H79235	▲9590HD
Belt - Regular Feeder House - Lower	H111519	D158	Belt - Feeder Conveyor; W/Regular Feeder House	H77766	C152
Belt - Regular Fixed Feeder House Conveyor Drive	H77766	C152	Belt - Rotary Deflector	H86061	6876
Belt - Rotary Screen Drive Shaft	H86273	▲9510HD	Belt - Straw Chopper - Rear	H79789	C225
Belt - Straw Spreader	H112421	B133	Belt - Straw Spreader	H26858	B142
Belt - Tailings Auger	H118730	C128	Belt - Tailings - Lower Auger	N110085	C128
Belt - Unloader Auger	AH96300	②C63	Belt - U-Joint Loading Auger	H23950	CX120
1982			Belt - Unloader Auger Countershaft	H76150	C60
Belt - A.C.	R71603	▲9415HD	1972		
Belt - Alt. & W.P.	H79236	▲9635HD	Belt - A.C.	H80897	▲9500HD
Belt - Beater Drive; W/100 Percent Beater Speed; Corn, Bean	H96414	C68	Belt - Alt. & W.P.	H80896	▲9560HD
Belt - Beater Drive; W/150 Percent Beater Speed; Grain, Rice	H101469	C72	Belt - Charge Pump; W/Hydro. Drive; Ser. No. 6207 & Before	T12042	7410
Belt - Clean Grain Elevator & Loading Auger	H77766	C152	Belt - Charge Pump; W/Hydro. Drive; Ser. No. 6208 & After	T199T	7400
Belt - Clean Grain Elevator Countershaft	H27433	C85	Belt - Charge Pump; W/Power RWD; Ser. No. 6207 & Before	T199T	7400
Belt - Eng. Fan	H86272	▲9670HD	Belt - Clean Grain Elevator Countershaft	H27433	C90
Belt - Hyd. Reel Pump	H86275	▲9485HD	Belt - Cyl.; W/280-845 R.P.M.	AH80505	③69100
Belt - Hydro. Charge Pump	T199T	7400	Belt - Cyl.; W/407-1228 R.P.M.	AH80503	③B102
Belt - Regular Feeder House - Lower	H111519	D158	Belt - Eng. Fan	H86271	▲9650HD
Belt - Regular Fixed Feeder House Conveyor Drive	H77766	C152	Belt - Eng. Fan Countershaft	H79235	▲9590HD
Belt - Rotary Screen Drive Shaft	H86273	▲9510HD	Belt - Feeder Conveyor; W/Regular Feeder House	H77766	C152
Belt - Straw Spreader	H112421	B133	Belt - Rotary Deflector	H86061	6876
Belt - Tailings Auger	H118730	C128	Belt - Straw Chopper - Rear	H79789	C225
Belt - Unloader Auger	AH96300	②C63	Belt - Straw Spreader	H26858	B142
1981-1979			Belt - Tailings - Lower Auger	N110085	C128
Belt - A.C.	R71603	▲9415HD	Belt - U-Joint Loading Auger	H23950	CX120
Belt - Alt. & W.P.	H79236	▲9635HD	Belt - Unloader Auger Countershaft	H76150	C60
Belt - Beater Drive; W/100 Percent Beater Speed; Corn, Bean	H96414	C68	1971		
Belt - Beater Drive; W/150 Percent Beater Speed; Grain, Rice	H101469	C72	Belt - A.C.	H80897	▲9500HD
Belt - Clean Grain Elevator & Loading Auger	H77766	C152	Belt - Alt. & W.P.	H80896	▲9560HD
Belt - Clean Grain Elevator Countershaft	H27433	C85	Belt - Charge Pump; W/Hydro. Drive	T12042	7410
Belt - Eng. Fan	H86272	▲9670HD	Belt - Charge Pump; W/Power RWD	T199T	7400
Belt - Hyd. Reel Pump	H86275	▲9485HD	Belt - Clean Grain Elevator Countershaft	H27433	C90
Belt - Hydro. Charge Pump	T199T	7400	Belt - Cyl.; W/280-845 R.P.M.	AH80505	③69100
Belt - Rotary Screen Drive Shaft	H86273	▲9510HD	Belt - Cyl.; W/407-1228 R.P.M.	AH80503	③B102
Belt - Straw Spreader	H112421	B133	Belt - Eng. Fan	H86271	▲9650HD
Belt - Tailings Auger	H118730	C128	Belt - Eng. Fan Countershaft	H79235	▲9590HD
Belt - Unloader Auger	AH96300	②C63	Belt - Feeder Conveyor; W/Regular Feeder House	H77766	C152
6622			Belt - Rotary Deflector	H86061	6876
John Deere 6-Cyl. 466 Diesel			Belt - Straw Chopper - Rear	H79789	C225
1985-1980			Belt - Straw Spreader	H26858	B142
Belt - A.C.	R71603	▲9415HD	Belt - Tailings - Lower Auger	N110085	C128
Belt - Fan & Hyd. Pump	H86272	▲9670HD	Belt - U-Joint Loading Auger	H23950	CX120
Belt - W.P. & Alt.	H86273	▲9510HD	Belt - Unloader Auger Countershaft	H76150	C60
			1970		
			Belt - A.C.	H80897	▲9500HD
			Belt - Alt. & W.P.	AR41628	②7555
			Belt - Charge Pump; W/Hydro. Drive	T12042	7410
			Belt - Charge Pump; W/Power RWD	T199T	7400
			Belt - Clean Grain Elevator Countershaft	H27433	C90

▲ Standard Belt May Also Be Available.

③ Three Required.

② Two Required.

Agricultural Equipment

Belts and Coolant Hose for Combines Alphabetical

Application	Mfr. No.	Part No.
JOHN DEERE - Continued		
7700 Combine - Continued		
John Deere 6-Cyl. 362 - Continued		
1970 - Continued		
Belt - Cyl.; W/280-845 R.P.M.	AH80505	③ 69100
Belt - Cyl.; W/407-1228 R.P.M.	AH80503	③ B102
Belt - Eng. Fan	H86271	▲ 9650HD
Belt - Eng. Fan Countershaft	H79235	▲ 9590HD
Belt - Feeder Conveyor; W/Regular Feeder House	H77766	C152
Belt - Rotary Deflector; Ser. No. 1278 Thru		
111900	H86061	6876
Belt - Straw Chopper - Rear	H79789	C225
Belt - Straw Spreader	H26858	B142
Belt - Tailings - Lower Auger	N110085	C128
Belt - U-Joint Loading Auger	H23950	CX120
Belt - Unloader Auger Countershaft	H76150	C60
John Deere 6-Cyl. 404 Diesel		
1978-1975		
Belt - A.C.; W/O Turbo	H87459	▲ 9395HD
Belt - A.C.; W/Turbo	R71603	▲ 9415HD
Belt - Alt. & W.P.; W/O Turbo	H85377	▲ 9610HD
Belt - Alt. & W.P.; W/Turbo; W/63 3/8" Belt O.C. ...	R70871	▲ 9630HD
Belt - Alt. & W.P.; W/Turbo; W/63 7/8" Belt O.C. ...	H79236	▲ 9635HD
Belt - Charge Pump; W/Hydro. Drive	T199T	7400
Belt - Clean Grain Elevator	H77766	C152
Belt - Clean Grain Elevator Countershaft	H27433	C90
Belt - Eng. Fan	H86271	▲ 9650HD
Belt - Eng. Fan & Rotary Screen Driveshaft; W/O		
Turbo	H137207	▲ 9500HD
Belt - Eng. Fan & Rotary Screen Driveshaft;		
W/Turbo	H86273	▲ 9510HD
Belt - Feeder Conveyor; W/Regular Feeder House	H77766	C152
Belt - Propulsion - Upper; W/O Turbo	AH21301	② D100
Belt - Rotary Deflector	H86039	6870
Belt - Straw Chopper - Rear	H79789	C225
Belt - Straw Spreader	H26858	B142
Belt - Tailings - Lower Auger	N110085	C128
Belt - U-Joint Loading Auger	H23950	CX120
Belt - Unloader Auger Countershaft; W/O Turbo ..	H76150	C60
Hose - Upper - Eng. To Pipe		✂ 20431
Hose - Upper - Pipe To Rad.		✂ 20685
Hose - Lower - Eng. To Pipe		✂ 20431
Hose - Lower - Pipe To Rad.		✂ 20206
1974		
Belt - A.C.; W/O Turbo	H81742	▲ 9530HD
Belt - A.C.; W/Turbo	H80896	▲ 9560HD
Belt - Alt. & W.P.; W/O Turbo	R52507	▲ 9610HD
Belt - Alt. & W.P.; W/Turbo; W/62 7/8" Belt O.C. ...	R52603	▲ 9625HD
Belt - Alt. & W.P.; W/Turbo; W/63 3/8" Belt O.C. ...	R70871	▲ 9630HD
Belt - Charge Pump; W/Hydro. Drive	T199T	7400
Belt - Clean Grain Elevator	H77766	C152
Belt - Clean Grain Elevator Countershaft	H27433	C90
Belt - Eng. Fan	H86271	▲ 9650HD
Belt - Eng. Fan & Rotary Screen Driveshaft; W/O		
Turbo	H137207	▲ 9500HD
Belt - Eng. Fan & Rotary Screen Driveshaft;		
W/Turbo	H86273	▲ 9510HD
Belt - Feeder Conveyor; W/Regular Feeder House	H77766	C152
Belt - Propulsion - Upper; W/O Turbo	AH21301	② D100
Belt - Rotary Deflector	H86039	6870
Belt - Straw Chopper - Rear	H79789	C225
Belt - Straw Spreader	H26858	B142
Belt - Tailings - Lower Auger	N110085	C128
Belt - U-Joint Loading Auger	H23950	CX120
Belt - Unloader Auger Countershaft; W/O Turbo ..	H76150	C60
Hose - Upper - Eng. To Pipe		✂ 20431
Hose - Upper - Pipe To Rad.		✂ 20685
Hose - Lower - Eng. To Pipe		✂ 20431
Hose - Lower - Pipe To Rad.		✂ 20206
1973		
Belt - A.C.; W/O Turbo	H81742	▲ 9530HD
Belt - A.C.; W/Turbo	H80896	▲ 9560HD
Belt - Alt. & W.P.; W/O Turbo	R52507	▲ 9610HD

Application	Mfr. No.	Part No.
JOHN DEERE - Continued		
7700 Combine - Continued		
John Deere 6-Cyl. 404 Diesel - Continued		
1973 - Continued		
Belt - Alt. & W.P.; W/Turbo; W/62 7/8" Belt O.C. ...	R52603	▲ 9625HD
Belt - Alt. & W.P.; W/Turbo; W/63 3/8" Belt O.C. ...	R70871	▲ 9630HD
Belt - Charge Pump; W/Hydro. Drive	T199T	7400
Belt - Clean Grain Elevator	H77766	C152
Belt - Clean Grain Elevator Countershaft	H27433	C90
Belt - Eng. Fan	H84740	▲ 9670HD
Belt - Eng. Fan & Rotary Screen Driveshaft; W/O		
Turbo	H137207	▲ 9500HD
Belt - Eng. Fan & Rotary Screen Driveshaft;		
W/Turbo	H86273	▲ 9510HD
Belt - Eng. Fan Countershaft; W/O Turbo	H85377	▲ 9610HD
Belt - Eng. Fan Countershaft; W/Turbo	H84745	▲ 9620HD
Belt - Feeder Conveyor; W/Regular Feeder House	H77766	C152
Belt - Propulsion - Upper; W/O Turbo	AH21301	② D100
Belt - Rotary Deflector	H86061	6876
Belt - Straw Chopper - Rear	H79789	C225
Belt - Straw Spreader	H26858	B142
Belt - Tailings - Lower Auger	N110085	C128
Belt - U-Joint Loading Auger	H23950	CX120
Belt - Unloader Auger Countershaft; W/O Turbo ..	H76150	C60
Hose - Upper - Eng. To Pipe		✂ 20431
Hose - Upper - Pipe To Rad.		✂ 20685
Hose - Lower - Eng. To Pipe		✂ 20431
Hose - Lower - Pipe To Rad.		✂ 20206
1972		
Belt - A.C.; W/O Turbo	H80897	▲ 9500HD
Belt - Alt. & W.P.; W/57 3/8" Belt O.C.	H82724	▲ 9570HD
Belt - Alt. & W.P.; W/Turbo; W/63 3/8" Belt O.C. ...	R70871	▲ 9630HD
Belt - Charge Pump; W/Hydro. Drive; Ser. No.		
6207 & Before	T12042	7410
Belt - Charge Pump; W/Hydro. Drive; Ser. No.		
6208 & After	T199T	7400
Belt - Charge Pump; W/Power RWD; Ser. No.		
6207 & Before	T199T	7400
Belt - Clean Grain Elevator	H77766	C152
Belt - Clean Grain Elevator Countershaft	H27433	C90
Belt - Cyl.; W/280-845 R.P.M.	AH80505	③ 69100
Belt - Cyl.; W/407-1228 R.P.M.	AH80503	③ B102
Belt - Eng. Fan; W/O Turbo	H79237	▲ 9650HD
Belt - Eng. Fan & Rotary Screen Driveshaft; W/O		
Turbo	H137207	▲ 9500HD
Belt - Eng. Fan & Rotary Screen Driveshaft;		
W/Turbo	H86273	▲ 9510HD
Belt - Eng. Fan Countershaft; W/O Turbo	H79235	② 9590HD
Belt - Feeder Conveyor; W/Regular Feeder House	H77766	C152
Belt - Propulsion - Upper; W/O Turbo	AH21301	② D100
Belt - Rotary Deflector	H86061	6876
Belt - Straw Chopper - Rear	H79789	C225
Belt - Straw Spreader	H26858	B142
Belt - Tailings - Lower Auger	N110085	C128
Belt - U-Joint Loading Auger	H23950	CX120
Hose - Upper - Eng. To Pipe		✂ 20431
Hose - Upper - Pipe To Rad.		✂ 20685
Hose - Lower - Eng. To Pipe		✂ 20431
Hose - Lower - Pipe To Rad.		✂ 20206
1971		
Belt - A.C.; W/O Turbo	H80897	▲ 9500HD
Belt - Alt. & W.P.; W/57 3/8" Belt O.C.	H82724	▲ 9570HD
Belt - Alt. & W.P.; W/Turbo; W/63 3/8" Belt O.C. ...	R70871	▲ 9630HD
Belt - Charge Pump; W/Hydro. Drive	T12042	7410
Belt - Charge Pump; W/Power RWD	T199T	7400
Belt - Clean Grain Elevator	H77766	C152
Belt - Clean Grain Elevator Countershaft	H27433	C90
Belt - Cyl.; W/280-845 R.P.M.	AH80505	③ 69100
Belt - Cyl.; W/407-1228 R.P.M.	AH80503	③ B102
Belt - Eng. Fan; W/O Turbo	H79237	▲ 9650HD
Belt - Eng. Fan & Rotary Screen Driveshaft; W/O		
Turbo	H137207	▲ 9500HD
Belt - Eng. Fan & Rotary Screen Driveshaft;		
W/Turbo	H86273	▲ 9510HD

③ Three Required.
② Two Required.

▲ Standard Belt May Also Be Available.
✂ Cut to Fit.

Belts and Coolant Hose for Combines Alphabetical

Application	Mfr. No.	Part No.	Application	Mfr. No.	Part No.
JOHN DEERE - Continued			JOHN DEERE - Continued		
7700 Combine - Continued			7720 - Continued		
John Deere 6-Cyl. 404 Diesel - Continued			John Deere 6-Cyl. 466 Diesel - Continued		
1971 - Continued			1987-1984 - Continued		
Belt - Eng. Fan Countershaft; W/O Turbo	H79235	②▲9590HD	Belt - Hydro. Charge Pump	T32517	7425
Belt - Feeder Conveyor; W/Regular Feeder House	H77766	C152	Belt - Regular Feeder House - Lower	H111519	D158
Belt - Propulsion - Upper; W/O Turbo	AH21301	②D100	Belt - Regular Fixed Feeder House Conveyor		
Belt - Rotary Deflector	H86061	6876	Drive	H77766	C152
Belt - Straw Chopper - Rear	H79789	C225	Belt - Rotary Screen Drive Shaft	H86273	▲9510HD
Belt - Straw Spreader	H26858	B142	Belt - Straw Spreader	H112421	B133
Belt - Tailings - Lower Auger	N110085	C128	Belt - Unloader Auger	AH96300	②C63
Belt - U-Joint Loading Auger	H23950	CX120	1983		
Hose - Upper - Eng. To Pipe		∇<20431	Belt - A.C.	R71603	▲9415HD
Hose - Upper - Pipe To Rad.		∇<20685	Belt - Alt. & W.P.	H79236	▲9635HD
Hose - Lower - Eng. To Pipe		∇<20431	Belt - Beater Drive; W/100 Percent Beater Speed;		
Hose - Lower - Pipe To Rad.		∇<20206	Corn, Bean	H96414	C68
1970			Belt - Beater Drive; W/150 Percent Beater Speed;		
Belt - A.C.; W/O Turbo	H80897	▲9500HD	Grain, Rice	H101469	C72
Belt - Alt. & W.P.; W/57 5/8" Belt O.C.	AR41629	②7570	Belt - Countershaft - Secondary	H110300	C150
Belt - Alt. & W.P.; W/Turbo; W/63 3/8" Belt O.C.	R70871	▲9630HD	Belt - Eng. Fan	H86271	▲9650HD
Belt - Charge Pump; W/Hydro. Drive	T12042	7410	Belt - Hyd. Reel Pump	H86275	▲9485HD
Belt - Charge Pump; W/Power RWD	T199T	7400	Belt - Hydro. Charge Pump	T32517	7425
Belt - Clean Grain Elevator	H77766	C152	Belt - Regular Feeder House - Lower	H111519	D158
Belt - Clean Grain Elevator Countershaft	H27433	C90	Belt - Regular Fixed Feeder House Conveyor		
Belt - Cyl.; W/280-845 R.P.M.	AH80505	③69100	Drive	H77766	C152
Belt - Cyl.; W/407-1228 R.P.M.	AH80503	③B102	Belt - Rotary Screen Drive Shaft	H86273	▲9510HD
Belt - Eng. Fan	H79237	▲9650HD	Belt - Straw Spreader	H112421	B133
Belt - Eng. Fan & Rotary Screen Driveshaft; W/O			Belt - Unloader Auger	AH96300	②C63
Turbo	H137207	▲9500HD	1982		
Belt - Eng. Fan & Rotary Screen Driveshaft;			Belt - A.C.	R71603	▲9415HD
W/Turbo	H86273	▲9510HD	Belt - Alt. & W.P.	H79236	▲9635HD
Belt - Eng. Fan Countershaft; W/O Turbo	H79235	②▲9590HD	Belt - Beater Drive; W/100 Percent Beater Speed;		
Belt - Feeder Conveyor; W/Regular Feeder House	H77766	C152	Corn, Bean	H96414	C68
Belt - Propulsion - Upper; W/O Turbo	AH21301	②D100	Belt - Beater Drive; W/150 Percent Beater Speed;		
Belt - Rotary Deflector; Ser. No. 1278 Thru			Grain, Rice	H101469	C72
111900	H86061	6876	Belt - Eng. Fan	H86271	▲9650HD
Belt - Straw Chopper - Rear	H79789	C225	Belt - Hyd. Reel Pump	H86275	▲9485HD
Belt - Straw Spreader	H26858	B142	Belt - Hydro. Charge Pump	T199T	7400
Belt - Tailings - Lower Auger	N110085	C128	Belt - Regular Feeder House - Lower	H111519	D158
Belt - U-Joint Loading Auger	H23950	CX120	Belt - Regular Fixed Feeder House Conveyor		
Hose - Upper - Eng. To Pipe		∇<20431	Drive	H77766	C152
Hose - Upper - Pipe To Rad.		∇<20685	Belt - Rotary Screen Drive Shaft	H86273	▲9510HD
Hose - Lower - Eng. To Pipe		∇<20431	Belt - Straw Spreader	H112421	B133
Hose - Lower - Pipe To Rad.		∇<20206	Belt - Unloader Auger	AH96300	②C63
7720			1981-1979		
John Deere 6-Cyl. 466 Diesel			Belt - A.C.	R71603	▲9415HD
1989-1988			Belt - Alt. & W.P.	H79236	▲9635HD
Belt - A.C.	H113565	▲9640HD	Belt - Beater Drive; W/100 Percent Beater Speed;		
Belt - Alt. & W.P.	H79236	▲9635HD	Corn, Bean	H96414	C68
Belt - Beater Drive; W/100 Percent Beater Speed;			Belt - Beater Drive; W/150 Percent Beater Speed;		
Corn, Bean	H96414	C68	Grain, Rice	H101469	C72
Belt - Beater Drive; W/150 Percent Beater Speed;			Belt - Countershaft - Secondary	H110300	C150
Grain, Rice	H101469	C72	Belt - Eng. Fan	H86271	▲9650HD
Belt - Countershaft - Secondary	H110300	C150	Belt - Hyd. Reel Pump	H137207	▲9500HD
Belt - Eng. Fan	H86271	▲9650HD	Belt - Hydro. Charge Pump	T32517	7425
Belt - Hyd. Reel Pump	H137207	▲9500HD	Belt - Regular Feeder House - Lower	H111519	D158
Belt - Hydro. Charge Pump	T32517	7425	Belt - Regular Fixed Feeder House Conveyor		
Belt - Regular Feeder House - Lower	H111519	D158	Drive	H77766	C152
Belt - Regular Fixed Feeder House Conveyor			Belt - Rotary Screen Drive Shaft	H86273	▲9510HD
Drive	H77766	C152	Belt - Straw Spreader	H112421	B133
Belt - Rotary Screen Drive Shaft	H86273	▲9510HD	Belt - Unloader Auger	AH96300	②C63
Belt - Straw Spreader	H112421	B133	8820		
Belt - Unloader Auger	AH96300	②C63	John Deere 6-Cyl. 466 Diesel		
1987-1984			1989		
Belt - A.C.	H113565	▲9640HD	Belt - A.C.	H122189	▲9420HD
Belt - Alt. & W.P.	H79236	▲9635HD	Belt - Beater Drive; W/100 Percent Beater Speed;		
Belt - Beater Drive; W/100 Percent Beater Speed;			Corn, Bean	H96414	C68
Corn, Bean	H96414	C68	Belt - Beater Drive; W/150 Percent Beater Speed;		
Belt - Beater Drive; W/150 Percent Beater Speed;			Grain, Rice	H101469	C72
Grain, Rice	H101469	C72	Belt - Clean Grain Elevator Countershaft	H27433	C85
Belt - Countershaft - Secondary	H110300	C150	Belt - Countershaft - Secondary	H110300	C150
Belt - Eng. Fan	H86271	▲9650HD	Belt - Fan & Hyd. Pump	AH96333	②69100
Belt - Hyd. Reel Pump	H137207	▲9500HD	Belt - Hyd. Reel Pump	H137207	▲9500HD
Belt - Hydro. Charge Pump	T32517	7425	Belt - Hydro. Charge Pump	T32517	7425
Belt - Regular Feeder House - Lower	H111519	D158	Belt - Rotary Screen Drive Shaft	H86273	▲9510HD
Belt - Regular Fixed Feeder House Conveyor			Belt - Straw Spreader	H112421	B133
Drive	H77766	C152	Belt - Unloader Auger	AH96300	②C63
Belt - Rotary Screen Drive Shaft	H86273	▲9510HD			
Belt - Straw Spreader	H112421	B133			
Belt - Unloader Auger	AH96300	②C63			

② Two Required.
∇< Cut to Fit.

▲ Standard Belt May Also Be Available.
③ Three Required.

Belts and Coolant Hose for Combines Alphabetical

Application	Mfr. No.	Part No.
JOHN DEERE - Continued		
8820 - Continued		
John Deere 6-Cyl. 466 Diesel - Continued		
1988		
Belt - A.C.	H122189	▲9420HD
Belt - Beater Drive; W/100 Percent Beater Speed; Corn, Bean	H96414	C68
Belt - Beater Drive; W/150 Percent Beater Speed; Grain, Rice	H101469	C72
Belt - Countershaft - Secondary	H110300	C150
Belt - Fan & Hyd. Pump	AH96333	②69100
Belt - Hyd. Reel Pump	H137207	▲9500HD
Belt - Hydro. Charge Pump	T32517	7425
Belt - Rotary Screen Drive Shaft	H86273	▲9510HD
Belt - Straw Spreader	H112421	B133
Belt - Unloader Auger	AH96300	②C63
1987		
Belt - A.C.	H122189	▲9420HD
Belt - Beater Drive; W/100 Percent Beater Speed; Corn, Bean	H96414	C68
Belt - Beater Drive; W/150 Percent Beater Speed; Grain, Rice	H101469	C72
Belt - Countershaft - Secondary	H110300	C150
Belt - Fan & Hyd. Pump	AH96333	②69100
Belt - Hyd. Reel Pump	H86275	▲9485HD
Belt - Hydro. Charge Pump	T32517	7425
Belt - Rotary Screen Drive Shaft	H86273	▲9510HD
Belt - Straw Spreader	H112421	B133
Belt - Unloader Auger	AH96300	②C63
1986		
Belt - A.C.	H122189	▲9420HD
Belt - Alt. & W.P.	H86271	▲9650HD
Belt - Beater Drive; W/100 Percent Beater Speed; Corn, Bean	H96414	C68
Belt - Beater Drive; W/150 Percent Beater Speed; Grain, Rice	H101469	C72
Belt - Countershaft - Secondary	H110300	C150
Belt - Fan & Hyd. Pump	AH96333	②69100
Belt - Hyd. Reel Pump	H86275	▲9485HD
Belt - Hydro. Charge Pump	T32517	7425
Belt - Rotary Screen Drive Shaft	H86273	▲9510HD
Belt - Straw Spreader	H112421	B133
Belt - Unloader Auger	AH96300	②C63
1985-1983		
Belt - A.C.	R71603	▲9415HD
Belt - Alt. & W.P.	H86271	▲9650HD
Belt - Beater Drive; W/100 Percent Beater Speed; Corn, Bean	H96414	C68
Belt - Beater Drive; W/150 Percent Beater Speed; Grain, Rice	H101469	C72
Belt - Countershaft - Secondary	H110300	C150
Belt - Fan & Hyd. Pump	AH96333	②69100
Belt - Hyd. Reel Pump	H86275	▲9485HD
Belt - Hydro. Charge Pump	T32517	7425
Belt - Rotary Screen Drive Shaft	H86273	▲9510HD
Belt - Straw Spreader	H112421	B133
Belt - Unloader Auger	AH96300	②C63
1982		
Belt - A.C.	R71603	▲9415HD
Belt - Alt. & W.P.	H86271	▲9650HD
Belt - Beater Drive; W/100 Percent Beater Speed; Corn, Bean	H96414	C68
Belt - Beater Drive; W/150 Percent Beater Speed; Grain, Rice	H101469	C72
Belt - Countershaft - Secondary; Ser. No. 556101 & After	H110300	C150
Belt - Fan & Hyd. Pump	AH96333	②69100
Belt - Hyd. Reel Pump	H86275	▲9485HD
Belt - Hydro. Charge Pump	T32517	7425
Belt - Rotary Screen Drive Shaft	H86273	▲9510HD
Belt - Straw Spreader	H112421	B133
Belt - Unloader Auger	AH96300	②C63
1981		
Belt - A.C.	R71603	▲9415HD

Application	Mfr. No.	Part No.
JOHN DEERE - Continued		
8820 - Continued		
John Deere 6-Cyl. 466 Diesel - Continued		
1981 - Continued		
Belt - Alt. & W.P.	H86271	▲9650HD
Belt - Beater Drive; W/100 Percent Beater Speed; Corn, Bean	H96414	C68
Belt - Beater Drive; W/150 Percent Beater Speed; Grain, Rice	H101469	C72
Belt - Fan & Hyd. Pump	AH96333	②69100
Belt - Hyd. Reel Pump	H86275	▲9485HD
Belt - Hydro. Charge Pump	T32517	7425
Belt - Rotary Screen Drive Shaft	H86273	▲9510HD
Belt - Straw Spreader	H112421	B133
Belt - Unloader Auger	AH96300	②C63
1980		
Belt - A.C.; Ser. No. 414851 Thru 415847	R69562	▲9415HD
Belt - Alt. & W.P.	H79236	▲9635HD
Belt - Beater Drive; W/100 Percent Beater Speed; Corn, Bean	H96414	C68
Belt - Beater Drive; W/150 Percent Beater Speed; Grain, Rice	H101469	C72
Belt - Fan & Hyd. Pump	AH96333	②69100
Belt - Hyd. Reel Pump	H86275	▲9485HD
Belt - Hydro. Charge Pump	T32517	7425
Belt - Rotary Screen Drive Shaft	H86273	▲9510HD
Belt - Straw Spreader	H112421	B133
Belt - Unloader Auger	AH96300	②C63
1979		
Belt - A.C.	R46098	▲9415HD
Belt - Alt. & W.P.	H79236	▲9635HD
Belt - Beater Drive; W/100 Percent Beater Speed; Corn, Bean	H96414	C68
Belt - Beater Drive; W/150 Percent Beater Speed; Grain, Rice	H101469	C72
Belt - Fan & Hyd. Pump	AH96333	②69100
Belt - Hyd. Reel Pump	H86275	▲9485HD
Belt - Hydro. Charge Pump	T32517	7425
Belt - Rotary Screen Drive Shaft	H86273	▲9510HD
Belt - Straw Spreader	H112421	B133
Belt - Unloader Auger	AH96300	②C63
9400 Combine		
John Deere 6068T Powertech Diesel		
1997-1993		
Belt - A.C.	H80896	▲9560HD
Belt - Alt.	H101813	▲9580HD
Belt - Beater Drive; W/100 Percent Beater Speed	AH139436	②C73
Belt - Chopper - Windrow or Forward Position	E46113	C83
Belt - Cooling Fan; W/High Power Fan	H132808	B53
Belt - Rotary Screen Drive Shaft	H146636	XPA1000
Belt - Straw Spreader	Z33774	B77
Belt - Tailings - Lower Auger & Elevator	N110085	C128
Belt - Unloading System	AH127866	②C90
1992		
Belt - A.C.	H101813	▲9580HD
Belt - Alt.	H101813	▲9580HD
Belt - Beater Drive; W/100 Percent Beater Speed	AH139436	②C73
Belt - Chopper - Windrow or Forward Position	E46113	C83
Belt - Cooling Fan; W/High Power Fan	H132808	B53
Belt - Rotary Screen Drive Shaft	H146636	XPA1000
Belt - Straw Spreader	Z33774	B77
Belt - Tailings - Lower Auger & Elevator	N110085	C128
Belt - Unloading System	AH127866	②C90
1991		
Belt - A.C.	H101813	▲9580HD
Belt - Alt.	H101813	▲9580HD
Belt - Beater Drive; W/100 Percent Beater Speed	AH139436	②C73
Belt - Chopper - Windrow or Forward Position	E46113	C83
Belt - Cooling Fan; W/High Power Fan	H132808	B53
Belt - Rotary Screen Drive Shaft; Ser. No. 640506 & After	H146636	XPA1000
Belt - Straw Spreader	Z33774	B77

▲ Standard Belt May Also Be Available.

② Two Required.

Belts and Coolant Hose for Combines Alphabetical

Application	Mfr. No.	Part No.	Application	Mfr. No.	Part No.
JOHN DEERE - Continued			JOHN DEERE - Continued		
9400 Combine - Continued			9500 - Continued		
John Deere 6068T Powertech Diesel - Continued			John Deere 6-Cyl. 7.6 L Diesel - Continued		
1991 - Continued			1995-1992 - Continued		
Belt - Tailings - Lower Auger & Elevator	N110085	C128	Belt - Alt.; W/High Power Alt.	H101813	▲9580HD
Belt - Unloading System	AH127866	②C90	Belt - Alt.; W/Low Power Alt.	H134344	▲9430HD
1990			Belt - Beater Drive; W/100 Percent Beater Speed	AH139436	②C73
Belt - A.C.	H134772	▲9570HD	Belt - Chopper - Windrow or Forward Position	H23950	CX120
Belt - Alt.	H101813	▲9580HD	Belt - Cooling Fan; W/Low Power Fan	H132808	B53
Belt - Beater Drive; W/100 Percent Beater Speed	AH139436	②C73	Belt - Rotary Screen Drive Shaft	H146636	XPA1000
Belt - Chopper - Windrow or Forward Position	E46113	C83	Belt - Tailings - Lower Auger & Elevator	N110085	C128
Belt - Clean Grain Elevator	H137830	C315	Belt - Unloading System	AH127866	②C90
Belt - Cooling Fan; W/High Power Fan	H132808	B53	Hose - By Pass; (2" I.D.)		24232
Belt - Straw Spreader	Z33774	B77	1991		
Belt - Tailings - Lower Auger & Elevator	N110085	C128	Belt - A.C.	H81742	▲9530HD
Belt - Unloading System	AH127866	②C90	Belt - Alt.; W/High Power Alt.	H101813	▲9580HD
1989			Belt - Alt.; W/Low Power Alt.	R73189	▲9430HD
Belt - A.C.	H134772	▲9570HD	Belt - Beater Drive; W/100 Percent Beater Speed	AH139436	②C73
Belt - Alt.	RE44538	②▲9580HD	Belt - Chopper - Windrow or Forward Position	H23950	CX120
Belt - Beater Drive; W/100 Percent Beater Speed	AH139436	②C73	Belt - Cooling Fan; W/Low Power Fan	H132808	B53
Belt - Chopper - Windrow or Forward Position	E46113	C83	Belt - Rotary Screen Drive Shaft; Ser. No. 642579		
Belt - Clean Grain Elevator	H137830	C315	& After	H146636	XPA1000
Belt - Cooling Fan; W/High Power Fan	H132808	B53	Belt - Tailings - Lower Auger & Elevator	N110085	C128
Belt - Straw Spreader	Z33774	B77	Belt - Unloading System	AH127866	②C90
Belt - Tailings - Lower Auger & Elevator	N110085	C128	Hose - By Pass; (2" I.D.)		24232
Belt - Unloading System	AH127866	②C90	1990		
9410			Belt - A.C.	H81742	▲9530HD
John Deere 6-Cyl. 6.8 L Diesel			Belt - Alt.; W/High Power Alt.	H101813	▲9580HD
1999			Belt - Alt.; W/Low Power Alt.	H134344	▲9430HD
Belt - Beater Drive; W/100 Percent Beater Speed	AH139436	②C73	Belt - Beater Drive; W/100 Percent Beater Speed	AH139436	②C73
Belt - Chopper - Windrow or Forward Position	E46113	C83	Belt - Chopper - Windrow or Forward Position	P47885	C109
Belt - Cooling Fan	H132808	B53	Belt - Clean Grain Elevator	H137830	C315
Belt - Rotary Screen Drive Shaft	H146636	XPA1000	Belt - Cooling Fan; W/Low Power Fan	H132808	B53
Belt - Straw Spreader	Z33774	B77	Belt - Tailings - Lower Auger & Elevator	N110085	C128
Belt - Tailings - Lower Auger	N110085	C128	Belt - Unloading System	AH127866	②C90
Belt - Unloading System	AH158880	C90	Hose - By Pass; (2" I.D.)		24232
1998			1989		
Belt - Beater Drive; W/100 Percent Beater Speed	AH139436	②C73	Belt - A.C.	H134437	▲9580HD
Belt - Chopper - Windrow or Forward Position	E46113	C83	Belt - Alt.	H134344	▲9430HD
Belt - Cooling Fan	H132808	B53	Belt - Beater Drive; W/100 Percent Beater Speed	AH139436	②C73
Belt - Rotary Screen Drive Shaft	H146636	XPA1000	Belt - Chopper - Windrow or Forward Position	P47885	C109
Belt - Straw Spreader	Z33774	B77	Belt - Clean Grain Elevator	H137830	C315
Belt - Tailings - Lower Auger	N110085	C128	Belt - Cooling Fan; W/Low Power Fan	H132808	B53
Belt - Unloading System	AH158880	②C90	Belt - Tailings - Lower Auger & Elevator	N110085	C128
9450			Belt - Unloading System	AH127866	②C90
John Deere 6-Cyl. 414 Diesel			Hose - By Pass; (2" I.D.)		24232
2003-1999			9510		
Belt - Air Flow Fan Drive	H171386	B108	John Deere 6-Cyl. 8.1 L Diesel		
Belt - Alt.; W/185A. Alt.	R502417	▲K080830HD	1999		
Belt - Beater Drive; W/100 Percent Beater Speed	AH139436	②C73	Serpentine Belt - Alt. & A.C.	H163515	▲K080872HD
Belt - Cooling Fan	H132808	B53	Belt - Beater Drive; W/100 Percent Beater Speed	AH139436	②C73
Belt - Rotary Screen Drive Shaft	H146636	XPA1000	Belt - Chopper - Forward Position; W/Fine Cut	H22529	B120
Belt - Straw Spreader	Z33774	B77	Belt - Chopper - Windrow or Forward Position	H23950	CX120
Belt - Tailings - Lower Auger	N110085	C128	Belt - Tailings - Lower Auger	N110085	C128
Belt - Unloader Drive	AH158880	C90	Belt - Unloading System	AH158880	C90
9500			1998		
John Deere 6-Cyl. 7.6 L Diesel			Serpentine Belt - Alt. & A.C.	H163515	▲K080872HD
1997-1996			Belt - Beater Drive; W/100 Percent Beater Speed	AH139436	②C73
Belt - A.C.	H80896	▲9560HD	Belt - Chopper - Forward Position; W/Fine Cut	H22529	B120
Belt - Alt.	H101813	▲9580HD	Belt - Chopper - Windrow or Forward Position	H23950	CX120
Belt - Beater Drive; W/100 Percent Beater Speed	AH139436	②C73	Belt - Tailings - Lower Auger	N110085	C128
Belt - Chopper - Windrow or Forward Position	H23950	CX120	Belt - Unloading System	AH158880	C90
Belt - Cooling Fan; W/Low Power Fan	H132808	B53	Tensioner Assy. - Alt.	RE68715	38507
Belt - Rotary Screen Drive Shaft	H146636	XPA1000	Tensioner Pulley - Alt.	RE68715	36091
Belt - Tailings - Lower Auger & Elevator	N110085	C128	9510 SH		
Belt - Unloading System	AH127866	②C90	John Deere 6-Cyl. 8.1 L Diesel		
Hose - By Pass; (2" I.D.)		24232	1999		
1995-1992			Serpentine Belt - Alt. & A.C.	H163515	▲K080872HD
Belt - A.C.	H80896	▲9560HD	Belt - Beater Drive; W/100 Percent Beater Speed	AH139436	②C73
9410			Belt - Chopper - Forward Position; W/Fine Cut	H22529	B120
John Deere 6-Cyl. 6.8 L Diesel			Belt - Chopper - Windrow or Forward Position	H23950	CX120
1999			Belt - Tailings - Lower Auger	N110085	C128
Belt - Beater Drive; W/100 Percent Beater Speed	AH139436	②C73	Belt - Unloading System	AH158880	C90
Belt - Chopper - Windrow or Forward Position	E46113	C83	9510 SH		
Belt - Cooling Fan	H132808	B53	John Deere 6-Cyl. 8.1 L Diesel		
Belt - Rotary Screen Drive Shaft	H146636	XPA1000	1999		
Belt - Tailings - Lower Auger & Elevator	N110085	C128	Serpentine Belt - Alt. & A.C.	H163515	▲K080872HD
Belt - Unloading System	AH127866	②C90	Belt - Beater Drive; W/100 Percent Beater Speed	AH139436	②C73
Hose - By Pass; (2" I.D.)		24232	Belt - Chopper - Forward Position; W/Fine Cut	H22529	B120
9410			Belt - Chopper - Windrow or Forward Position	H23950	CX120
John Deere 6-Cyl. 6.8 L Diesel			Belt - Tailings - Lower Auger	N110085	C128
1999			Belt - Unloading System	AH127866	②C90
Belt - Beater Drive; W/100 Percent Beater Speed	AH139436	②C73	9510		
Belt - Chopper - Windrow or Forward Position	E46113	C83	John Deere 6-Cyl. 8.1 L Diesel		
Belt - Cooling Fan	H132808	B53	1999		
Belt - Rotary Screen Drive Shaft	H146636	XPA1000	Serpentine Belt - Alt. & A.C.	H163515	▲K080872HD
Belt - Tailings - Lower Auger & Elevator	N110085	C128	Belt - Beater Drive; W/100 Percent Beater Speed	AH139436	②C73
Belt - Unloading System	AH158880	②C90	Belt - Chopper - Forward Position; W/Fine Cut	H22529	B120
Hose - By Pass; (2" I.D.)		24232	Belt - Chopper - Windrow or Forward Position	H23950	CX120
9450			Belt - Tailings - Lower Auger	N110085	C128
John Deere 6-Cyl. 414 Diesel			Belt - Unloading System	AH127866	②C90
2003-1999			Hose - By Pass; (2" I.D.)		24232
Belt - Air Flow Fan Drive	H171386	B108	9510		
Belt - Alt.; W/185A. Alt.	R502417	▲K080830HD	John Deere 6-Cyl. 8.1 L Diesel		
Belt - Beater Drive; W/100 Percent Beater Speed	AH139436	②C73	1999		
Belt - Cooling Fan	H132808	B53	Serpentine Belt - Alt. & A.C.	H163515	▲K080872HD
Belt - Rotary Screen Drive Shaft	H146636	XPA1000	Belt - Beater Drive; W/100 Percent Beater Speed	AH139436	②C73
Belt - Straw Spreader	Z33774	B77	Belt - Chopper - Forward Position; W/Fine Cut	H22529	B120
Belt - Tailings - Lower Auger	N110085	C128	Belt - Chopper - Windrow or Forward Position	H23950	CX120
Belt - Unloader Drive	AH158880	C90	Belt - Tailings - Lower Auger	N110085	C128
9500			Belt - Unloading System	AH158880	C90
John Deere 6-Cyl. 7.6 L Diesel			1998		
1997-1996			Serpentine Belt - Alt. & A.C.	H163515	▲K080872HD
Belt - A.C.	H80896	▲9560HD	Belt - Beater Drive; W/100 Percent Beater Speed	AH139436	②C73
Belt - Alt.	H101813	▲9580HD	Belt - Chopper - Forward Position; W/Fine Cut	H22529	B120
Belt - Beater Drive; W/100 Percent Beater Speed	AH139436	②C73	Belt - Chopper - Windrow or Forward Position	H23950	CX120
Belt - Chopper - Windrow or Forward Position	H23950	CX120	Belt - Tailings - Lower Auger	N110085	C128
Belt - Cooling Fan; W/Low Power Fan	H132808	B53	Belt - Unloading System	AH158880	C90
Belt - Rotary Screen Drive Shaft	H146636	XPA1000	Tensioner Assy. - Alt.	RE68715	38507
Belt - Tailings - Lower Auger & Elevator	N110085	C128	Tensioner Pulley - Alt.	RE68715	36091
Belt - Unloading System	AH127866	②C90	9510 SH		
Hose - By Pass; (2" I.D.)		24232	John Deere 6-Cyl. 8.1 L Diesel		
1995-1992			1999		
Belt - A.C.	H80896	▲9560HD	Serpentine Belt - Alt. & A.C.	H163515	▲K080872HD
9410			Belt - Beater Drive; W/100 Percent Beater Speed	AH139436	②C73
John Deere 6-Cyl. 6.8 L Diesel			Belt - Chopper - Forward Position; W/Fine Cut	H22529	B120
1999			Belt - Chopper - Windrow or Forward Position	H23950	CX120
Belt - Beater Drive; W/100 Percent Beater Speed	AH139436	②C73	Belt - Tailings - Lower Auger	N110085	C128
Belt - Chopper - Windrow or Forward Position	E46113	C83	Belt - Unloading System	AH127866	②C90
Belt - Cooling Fan	H132808	B53	Hose - By Pass; (2" I.D.)		24232
Belt - Rotary Screen Drive Shaft	H146636	XPA1000	9510		
Belt - Tailings - Lower Auger & Elevator	N110085	C128	John Deere 6-Cyl. 8.1 L Diesel		
Belt - Unloading System	AH158880	②C90	1999		
Hose - By Pass; (2" I.D.)		24232	Serpentine Belt - Alt. & A.C.	H163515	▲K080872HD
9450			Belt - Beater Drive; W/100 Percent Beater Speed	AH139436	②C73
John Deere 6-Cyl. 414 Diesel			Belt - Chopper - Forward Position; W/Fine Cut	H22529	B120
2003-1999			Belt - Chopper - Windrow or Forward Position	H23950	CX120
Belt - Air Flow Fan Drive	H171386	B108	Belt - Tailings - Lower Auger	N110085	C128
Belt - Alt.; W/185A. Alt.	R502417	▲K080830HD	Belt - Unloading System	AH158880	C90
Belt - Beater Drive; W/100 Percent Beater Speed	AH139436	②C73	Tensioner Assy. - Alt.	RE68715	38507
Belt - Cooling Fan	H132808	B53	Tensioner Pulley - Alt.	RE68715	36091
Belt - Rotary Screen Drive Shaft	H146636	XPA1000	9510 SH		
Belt - Straw Spreader	Z33774	B77	John Deere 6-Cyl. 8.1 L Diesel		
Belt - Tailings - Lower Auger	N110085	C128	1999		
Belt - Unloader Drive	AH158880	C90	Serpentine Belt - Alt. & A.C.	H163515	▲K080872HD

② Two Required.

▲ Standard Belt May Also Be Available.

Agricultural Equipment

Belts and Coolant Hose for Combines Alphabetical

Application	Mfr. No.	Part No.
JOHN DEERE - Continued		
9510 SH - Continued		
John Deere 6-Cyl. 8.1 L Diesel - Continued		
1999 - Continued		
Belt - Tailings - Lower Auger	N110085	C128
Belt - Unloading System	AH158880	C90
1998		
Serpentine Belt - Alt. & A.C.	H163515	▲K080872HD
Belt - Beater Drive; W/100 Percent Beater Speed	AH139436	②C73
Belt - Chopper - Forward Position; W/Fine Cut	H22529	B120
Belt - Chopper - Windrow or Forward Position	H23950	CX120
Belt - Tailings - Lower Auger	N110085	C128
Belt - Unloading System	AH158880	C90
Tensioner Assy. - Alt.	RE68715	38507
9550		
John Deere 6081 Powertech Diesel		
2003-1999		
Belt - Alt.; W/185A. Alt.	H166870	▲K080878HD
Belt - Alt.; W/95A. Alt.	H163515	▲K080872HD
Belt - Beater Drive; W/100 Percent Beater Speed	AH139436	②C73
Belt - Tailings - Lower Auger	N110085	C128
Belt - U-Joint Loading Auger	H23950	CX120
9550 SH		
John Deere 6081 Powertech Diesel		
2003-2000		
Belt - Alt.; W/185A. Alt.	H166870	▲K080878HD
Belt - Alt.; W/95A. Alt.	H163515	▲K080872HD
Belt - Beater Drive; W/100 Percent Beater Speed	AH139436	②C73
Belt - Tailings - Lower Auger	N110085	C128
Belt - U-Joint Loading Auger	H23950	CX120
Belt - Unloading System	AH158880	②C90
1999		
Belt - Air Flow Fan Drive	H171386	B108
Belt - Alt.; W/185A. Alt.	H166870	▲K080878HD
Belt - Alt.; W/95A. Alt.	H163515	▲K080872HD
Belt - Beater Drive; W/100 Percent Beater Speed	AH139436	②C73
Belt - Straw Chopper; W/Std. Cut	H160654	C170
Belt - Straw Chopper; W/Std. Cut Bailing	H23950	CX120
Belt - Tailings - Lower Auger	N110085	C128
Belt - Unloading System	AH158880	②C90
Tensioner Assy. - Fan	RE518097	38507
9560 SH		
John Deere 6-Cyl. 6.8 L Diesel		
2005-2003		
Serpentine Belt - Alt.; W/200A. Alt.	R135607	▲K080785HD
Serpentine Belt - Alt.; W/95A. Alt.	R135606	▲K080774HD
Belt - Discharge Beater	H168301	C130
Belt - Tailings Auger & Elevator; W/Edible Bean ..	AC72	C72
Tensioner Assy. - Fan	RE70536	38654
9560 STS		
John Deere 6-Cyl. 8.1 L Diesel		
2007-2003		
Serpentine Belt - Alt.; W/200A. Alt.	R135607	▲K080785HD
Serpentine Belt - Alt.; W/95A. Alt.	R135606	▲K080774HD
Belt - Discharge Beater	H168301	C130
Belt - Tailings Auger & Elevator; W/Edible Bean ..	AC72	C72
Tensioner Assy. - Fan	RE70536	38654
9570 STS		
John Deere 6-Cyl. 6.8 L Diesel		
2009		
Serpentine Belt - Alt.; W/200A. Alt.	R521053	K080889HD
Belt - J.S. - Front (Right Hand); W/Edible Bean ...	AC144	C144
Belt - Tailings Auger & Elevator; W/Edible Bean ..	AC72	C72
Tensioner Assy. - Serpentine	RE518097	38507
2008		
Serpentine Belt - Alt.; W/200A. Alt.	R521053	K080889HD
Belt - J.S. - Front (Right Hand); W/Edible Bean ...	AC144	C144

▲ Standard Belt May Also Be Available.

Application	Mfr. No.	Part No.
JOHN DEERE - Continued		
9570 STS - Continued		
John Deere 6-Cyl. 6.8 L Diesel - Continued		
2008 - Continued		
Belt - Tailings Auger & Elevator; W/Edible Bean ..	AC72	C72
Tensioner Assy. - Alt.; W/200A. Alt.	RE518097	38507
9600		
John Deere 6-Cyl. 7.6 L Diesel		
1997-1993		
Belt - A.C.	H80896	▲9560HD
Belt - Alt.	H101813	▲9580HD
Belt - Beater Drive; W/100 Percent Beater Speed	AH139436	②C73
Belt - Chopper - Windrow or Forward Position	H23950	CX120
Belt - Rotary Screen Drive Shaft	H146636	XPA1000
Belt - Tailings - Lower Auger & Elevator	N110085	C128
Belt - Unloading System	AH127866	②C90
1992		
Belt - A.C.	H81742	▲9530HD
Belt - Alt.	H101813	▲9580HD
Belt - Beater Drive; W/100 Percent Beater Speed	AH139436	②C73
Belt - Chopper - Windrow or Forward Position	H23950	CX120
Belt - Rotary Screen Drive Shaft	H146636	XPA1000
Belt - Tailings - Lower Auger & Elevator	N110085	C128
Belt - Unloading System	AH127866	②C90
1991		
Belt - A.C.	H81742	▲9530HD
Belt - Alt.	R73189	▲9430HD
Belt - Beater Drive; W/100 Percent Beater Speed	AH139436	②C73
Belt - Chopper - Windrow or Forward Position	H23950	CX120
Belt - Cooling Fan; Ser. No. 641716 & Before	H132808	B53
Belt - Tailings - Lower Auger & Elevator	N110085	C128
Belt - Unloading System	AH127866	②C90
1990		
Belt - A.C.	H81742	▲9530HD
Belt - Alt.	R73189	▲9430HD
Belt - Beater Drive; W/100 Percent Beater Speed	AH139436	②C73
Belt - Beater Drive; W/75 Percent Beater Speed ..	AH131960	②C72
Belt - Chopper - Windrow or Forward Position	P47885	C109
Belt - Cooling Fan	H132808	B53
Belt - Tailings - Lower Auger & Elevator	N110085	C128
Belt - Unloading System	AH127866	②C90
1989		
Belt - A.C.	H134437	▲9580HD
Belt - Alt.	RE44538	②▲9580HD
Belt - Beater Drive; W/100 Percent Beater Speed	AH139436	②C73
Belt - Chopper - Windrow or Forward Position	P47885	C109
Belt - Cooling Fan	H132808	B53
Belt - Tailings - Lower Auger & Elevator	N110085	C128
Belt - Unloading System	AH127866	②C90
9610		
John Deere 6-Cyl. 8.1 L Diesel		
1999		
Serpentine Belt - Alt. & A.C.	H163515	▲K080872HD
Belt - Beater Drive	AH139436	②C73
Belt - Rotary Screen Drive Shaft	H146636	XPA1000
Belt - U-Joint Loading Auger	H23950	CX120
1998		
Serpentine Belt - Alt. & A.C.	H163515	▲K080872HD
Belt - Beater Drive; W/100 Percent Beater Speed	AH139436	②C73
Belt - Chopper - Windrow or Forward Position;		
W/Fine Cut	H22529	B120
Belt - Chopper - Windrow or Forward Position;		
W/Std. Cut	H23950	CX120
Belt - Rotary Screen Drive Shaft	H146636	XPA1000
Belt - Tailings - Lower Auger	N110085	C128
Belt - Unloading System	AH158880	C90

② Two Required.

Belts and Coolant Hose for Combines Alphabetical

Application	Mfr. No.	Part No.	Application	Mfr. No.	Part No.
JOHN DEERE - Continued			JOHN DEERE - Continued		
9650			9650 CTS - Continued		
John Deere 6-Cyl. 8.1 L Diesel			John Deere 6-Cyl. 8.1 L Diesel - Continued		
2003-2002			1999 - Continued		
Belt - Air Flow Fan Drive	H171386	B108	Belt - Overshot Beater Drive	H139963	B54
Belt - Alt.; W/185A. Alt.	R164820	K080468HD	Belt - Rotary Screen Drive Shaft	H146636	XPA1000
Belt - Alt.; W/95A. Alt.	H163515	▲K080872HD	Belt - Straw Spreader - Lower	P49604	B92
Belt - Beater Drive; W/100 Percent Beater Speed	AH139436	②C73	Belt - Straw Spreader - Upper	H164870	B54
Belt - Cooling Fan	H177186	▲K080910HD	Belt - Stripper Beater Drive	H165708	2/B80
Belt - Rotary Screen Drive Shaft	H146636	XPA1000	Belt - Tailings - Lower Auger & Elevator	N110085	C128
Belt - Straw Chopper; W/Fine Cut Bailing; W/123" Belt O.C.	H22529	B120	Belt - Unloading System	AH158880	②C90
Belt - Straw Chopper; W/Std. Cut Bailing; W/124" Belt O.C.	H23950	CX120	9650 STS		
Belt - Straw Chopper; W/Std. Cut Bailing; W/174" Belt O.C.	H160654	C170	John Deere 6-Cyl. 8.1 L Diesel		
Belt - Tailings - Lower Auger & Elevator	N110085	C128	2003-2002		
Belt - Unloading System	AH158880	C90	Serpentine Belt - Alt.; W/185A. Alt.	R135609	▲K080790HD
2001-2000			Belt - Alt.; W/95A. Alt.	R135606	▲K080774HD
Belt - Air Flow Fan Drive	H171386	B108	Belt - Discharge Beater	H168301	C130
Belt - Alt.; W/185A. Alt.	H166870	▲K080878HD	Belt - Feeder House; W/Fixed Speed Drive; Ser. No. 700500 & Before	H111519	D158
Belt - Alt.; W/95A. Alt.	H163515	▲K080872HD	2001-1999		
Belt - Beater Drive; W/100 Percent Beater Speed	AH139436	②C73	Serpentine Belt - Alt.; W/185A. Alt.	R135609	▲K080790HD
Belt - Rotary Screen Drive Shaft	H146636	XPA1000	Belt - Alt.; W/95A. Alt.	R135606	▲K080774HD
Belt - Straw Chopper; W/Fine Cut Bailing; W/123" Belt O.C.	H22529	B120	Belt - Discharge Beater	H168301	C130
Belt - Straw Chopper; W/Std. Cut Bailing; W/124" Belt O.C.	H23950	CX120	Belt - Feeder House; W/Fixed Speed Drive; Ser. No. 700500 & Before	H111519	D158
Belt - Straw Chopper; W/Std. Cut Bailing; W/174" Belt O.C.	H160654	C170	Belt - Rotary Screen Drive - Eng. Side	H157104	A79
Belt - Tailings - Lower Auger & Elevator	N110085	C128	9660 CTS		
Belt - Unloading System	AH158880	C90	John Deere 6-Cyl. 8.1 L Diesel		
1999			2005-2003		
Belt - Air Flow Fan Drive	H171386	B108	Serpentine Belt - Alt.; W/95A. Alt.	H163515	▲K080872HD
Belt - Alt.; W/185A. Alt.	H166870	▲K080878HD	Serpentine Belt - Alt.; W/185A. Alt.	R164820	K080468HD
Belt - Alt.; W/95A. Alt.	H163515	▲K080872HD	Serpentine Belt - Fan	H177186	▲K080910HD
Belt - Beater Drive	AH139436	②C73	Belt - Air Flow Fan Drive	H171386	B108
Belt - Rotary Screen Drive Shaft	H146636	XPA1000	Belt - Overshot Beater Drive	H139963	B54
Belt - Straw Chopper; W/Fine Cut Bailing; W/123" Belt O.C.	H22529	B120	Belt - Rotary Screen Drive - Eng. Side	H146636	XPA1000
Belt - Straw Chopper; W/Std. Cut	H160654	C170	Belt - Straw Spreader - Lower	P49604	B92
Belt - Straw Chopper; W/Std. Cut Bailing; W/124" Belt O.C.	H23950	CX120	Belt - Straw Spreader - Upper	H164870	B54
Belt - Tailings - Lower Auger & Elevator	N110085	C128	Belt - Stripper Beater Drive	H165708	2/B80
Belt - Unloading System	AH158880	C90	Belt - Tailings - Lower Auger & Elevator	N110085	C128
9650 CTS			Belt - Unloader Drive	AH158880	C90
John Deere 6-Cyl. 8.1 L Diesel			9660 STS		
2003-2002			John Deere 6-Cyl. 8.1 L Diesel		
Belt - Alt.; W/185A. Alt.	R164820	K080468HD	2007-2003		
Belt - Alt.; W/95A. Alt.	H163515	▲K080872HD	Serpentine Belt - Alt.; W/185A. Alt.	R135609	▲K080790HD
Belt - Cooling Fan	H177186	▲K080910HD	Serpentine Belt - Alt.; W/200A. Alt.	AT262958	▲K080934HD
Belt - Overshot Beater Drive	H139963	B54	Serpentine Belt - Alt.; W/95A. Alt.	R135606	▲K080774HD
Belt - Rotary Screen Drive Shaft	H146636	XPA1000	Belt - Discharge Beater	H168301	C130
Belt - Straw Spreader - Lower	P49604	B92	Belt - J.S. - Front (Right Hand); W/Edible Bean ...	AC144	C144
Belt - Straw Spreader - Upper	H164870	B54	Belt - Tailings Auger & Elevator; W/Edible Bean ..	AC72	C72
Belt - Stripper Beater Drive	H165708	2/B80	9670 STS		
Belt - Tailings - Lower Auger & Elevator	N110085	C128	John Deere 6-Cyl. 9.0 L Diesel		
Belt - Unloading System	AH158880	②C90	2009		
2001-2000			Serpentine Belt	AT262958	▲K080934HD
Belt - Alt.; W/185A. Alt.	H166870	▲K080878HD	Belt - Alt.	AT262958	▲K080934HD
Belt - Alt.; W/95A. Alt.	H163515	▲K080872HD	Belt - J.S. - Front (Right Hand); W/Edible Bean ...	AC144	C144
Belt - Overshot Beater Drive	H139963	B54	Belt - Tailings Auger & Elevator; W/Edible Bean ..	AC72	C72
Belt - Rotary Screen Drive Shaft	H146636	XPA1000	Tensioner Assy. - Serpentine	RE518097	38507
Belt - Straw Spreader - Lower	P49604	B92	2008		
Belt - Straw Spreader - Upper	H164870	B54	Serpentine Belt - Alt.	AT262958	▲K080934HD
Belt - Stripper Beater Drive	H165708	2/B80	Belt - Discharge Beater	H168301	C130
Belt - Tailings - Lower Auger & Elevator	N110085	C128	Belt - J.S. - Front (Right Hand); W/Edible Bean ...	AC144	C144
Belt - Unloading System	AH158880	②C90	Belt - Tailings Auger & Elevator; W/Edible Bean ..	AC72	C72
1999			9750 STS		
Belt - Air Flow Fan Drive	H171386	B108	John Deere 6-Cyl. 8.1 L Diesel		
Belt - Alt.; W/185A. Alt.	H166870	▲K080878HD	2003		
Belt - Alt.; W/95A. Alt.	H163515	▲K080872HD	Serpentine Belt - Alt.; W/185A. Alt.	R135609	▲K080790HD
▲ Standard Belt May Also Be Available.			Belt - Alt.; W/95A. Alt.	R135606	▲K080774HD
			② Two Required.		

Belts and Coolant Hose for Combines Alphabetical

Application	Mfr. No.	Part No.
JOHN DEERE - Continued		
9750 STS - Continued		
John Deere 6-Cyl. 8.1 L Diesel - Continued		
2003 - Continued		
Belt - Discharge Beater	H168301	C130
Belt - Feeder House; W/Fixed Speed Drive; Ser. No. 700600 & Before	H111519	D158
2002-1999		
Serpentine Belt - Alt.; W/185A. Alt.	R135609	▲K080790HD
Belt - Alt.; W/95A. Alt.	R135606	▲K080774HD
Belt - Discharge Beater	H168301	C130
Belt - Feeder House; W/Fixed Speed Drive; Ser. No. 700600 & Before	H111519	D158
Belt - Rotary Screen Drive - Eng. Side	H157104	A79
9760 STS		
John Deere 6-Cyl. 8.1 L Diesel		
2007-2003		
Serpentine Belt - Alt.; W/185A. Alt.	R135609	▲K080790HD
Serpentine Belt - Alt.; W/200A. Alt.	AT262958	▲K080934HD
Serpentine Belt - Alt.; W/95A. Alt.	R135606	▲K080774HD
Belt - Discharge Beater	H168301	C130
Belt - J.S. - Front (Right Hand); W/Edible Bean ...	AC144	C144
Belt - Tailings Auger & Elevator; W/Edible Bean ..	AC72	C72
9770 STS		
John Deere 6-Cyl. 9.0 L Diesel		
2009		
Serpentine Belt	AT262958	▲K080934HD
Tensioner Assy.	RE518097	38507
2008		
Serpentine Belt - Alt.	AT262958	▲K080934HD
Belt - Discharge Beater	H168301	C130
Belt - J.S. - Front (Right Hand); W/Edible Bean ...	AC144	C144
Belt - Tailings Auger & Elevator; W/Edible Bean ..	AC72	C72
9860 STS		
John Deere 6-Cyl. 12.5 L Diesel		
2007		
Serpentine Belt	R503505	▲K080855HD
Belt - Discharge Beater	H168301	C130
Belt - J.S. - Front (Right Hand); W/Edible Bean ...	AC144	C144
Belt - Tailings Auger & Elevator; W/Edible Bean ..	AC72	C72
Tensioner Assy. - Fan	RE506352	38591
2006		
Serpentine Belt; W/95A. Alt.; Ser. No. 715633 & Before	R503505	▲K080855HD
Serpentine Belt; W/185A. Alt.; Ser. No. 715633 & Before	R503505	▲K080855HD
Serpentine Belt; W/200A. Alt.; Ser. No. 715634 & After	R503505	▲K080855HD
Belt - Discharge Beater	H168301	C130
Belt - J.S. - Front (Right Hand); W/Edible Bean ...	AC144	C144
Belt - Tailings Auger & Elevator; W/Edible Bean ..	AC72	C72
Tensioner Assy. - Fan	RE506352	38591
2005-2003		
Serpentine Belt; W/95A. Alt.	R503505	▲K080855HD
Serpentine Belt; W/185A. Alt.	R503505	▲K080855HD
Belt - Discharge Beater	H168301	C130
Belt - J.S. - Front (Right Hand); W/Edible Bean ...	AC144	C144
Belt - Tailings Auger & Elevator; W/Edible Bean ..	AC72	C72
Tensioner Assy. - Fan	RE506352	38591
9870 STS		
John Deere 6-Cyl. 13.5 L Diesel		
2009-2008		
Serpentine Belt - Alt.; W/200A. Alt.	R503505	▲K080855HD
Belt - Discharge Beater	H168301	C130
Belt - Fan - From C.S.	R503312	▲K120720HD
Belt - J.S. - Rear (Right Hand); W/Edible Bean	AC144	C144
Belt - Tailings Auger & Elevator; W/Edible Bean ...	AC72	C72
Tensioner Assy. - Alt.	RE506352	38591

Application	Mfr. No.	Part No.
JOHN DEERE - Continued		
9870 STS - Continued		
John Deere 6-Cyl. 13.5 L Diesel - Continued		
2009-2008 - Continued		
Tensioner Assy. - Fan	RE249801	38530
CTS		
John Deere 6-Cyl. 7.6 L Diesel		
1997-1992		
Belt - A.C.; W/53 3/8" Belt O.C.; Ser. No. 650400 & Before	H81742	▲9530HD
Belt - A.C.; W/56 3/8" Belt O.C.; Ser. No. 650401 & After	H80896	▲9560HD
Belt - A.C.; W/58 3/8" Belt O.C.	H134437	▲9580HD
Belt - Alt.	H101813	▲9580HD
Belt - Rotary Screen Drive Shaft; Ser. No. 645511 & After	H146636	XPA1000
Belt - Straw Chopper; W/Std. Cut Bailing	H168301	C130
Belt - Straw Spreader - Lower	P49604	B92
Belt - Straw Spreader - Upper	E61326	B50
Belt - Straw Spreader; W/53" Belt O.C.	E61326	B50
Belt - Straw Spreader; W/95" Belt O.C.	P49604	B92
Belt - Stripper Beater Drive	H139963	B54
Belt - Tailings - Lower Auger & Elevator	N110085	C128
Belt - Unloading System	AH158880	②C90
CTS II		
John Deere 6-Cyl. 8.1 L Diesel		
1999-1997		
Belt - A.C.	H134437	▲9580HD
Belt - Alt.	H101813	▲9580HD
Belt - Rotary Screen Drive Shaft	H146636	XPA1000
Belt - Straw Chopper; W/Std. Cut Bailing	H168301	C130
Belt - Straw Spreader - Lower	P49604	B92
Belt - Straw Spreader - Upper	E61326	B50
Belt - Stripper Beater Drive	H139963	B54
Belt - Tailings - Lower Auger & Elevator	N110085	C128
Belt - Unloading System	AH158880	②C90
T670		
John Deere 6-Cyl. 9.0 L Diesel		
2009		
Serpentine Belt	H174455	▲K080903HD
MASSEY FERGUSON		
35SP		
Continental		
1963-1958		
Belt - Fan & Gen.	223336M2	▲9447HD
Hose - Lower		●25478
60SP		
Chrysler 6-Cyl. 225		
1959-1953		
Belt - Fan; Ser. No. 250299 & Before	203052M1	B92
Belt - Fan; Ser. No. 250300 & After	213850M1	B90
Belt - Hyd. Pump; Ser. No. 251094 & Before	210716M1	B57
Belt - Hyd. Pump; Ser. No. 251095 & After	210810M1	B51
Belt - W.P. & Gen.	1506373M1	TR24489
72SP		
Chrysler 6-Cyl. 225		
1965-1959		
Belt - Fan	213850M1	B90
Belt - Gov.	211740M2	TR22350
Belt - Hyd. Pump	210810M1	B51
Belt - W.P. & Gen.	1506373M1	TR24489

▲ Standard Belt May Also Be Available.
● Vulco-Flex® Coolant Hose.

② Two Required.

Belts and Coolant Hose for Combines Alphabetical

Application	Mfr. No.	Part No.	Application	Mfr. No.	Part No.
MASSEY FERGUSON - Continued			MASSEY FERGUSON - Continued		
80SP			300SP - Continued		
Chrysler 6-Cyl. 225			Chrysler 6-Cyl. 225 - Continued		
1956-1952			1967-1966 - Continued		
Belt - Fan; Ser. No. 208479 & After	213850M1	B90	Belt - Cleaner Fan - Lower	832876M1	B48
Belt - Gov.	211740M2	TR22350	Belt - Cleaner Fan - Upper	832877M1	B56
Belt - Hyd. Pump; W/Bendix Pump	210716M1	B57	Belt - Countershaft - Reel	834139M1	C71
Belt - Hyd. Pump; W/Pesco Pump	210810M1	B51	Belt - Gen. & W.P.	1023962M1	7425
Belt - W.P. & Gen.	1506373M1	TR24489	Belt - Gov.	235199M1	7450
82SP			Belt - Grass Seed - Right Hand	GH5047	B55
Chrysler 6-Cyl. 225			Belt - Hyd. Pump	230381M1	C53
1963-1957			Belt - Rad. Fan	236670M1	▲9560HD
Belt - Fan	213850M1	B90	Belt - Reel Drive; W/Fixed Speed Drive	227984M1	C144
Belt - Gov.	211740M1	TR22350	Belt - Rotary Screen Countershaft	832895M2	A35
Belt - Hyd. Pump	210810M1	B51	Belt - Straw Walker	832867M1	B133
Belt - W.P. & Gen.	213850M1	B90	1965-1962		
92SP			Belt - Aux. Cyl.	832822M1	B105
Chrysler 6-Cyl. 225			Belt - Cleaner Fan - Lower	832876M1	B48
1959-1957			Belt - Cleaner Fan - Upper	832877M1	B56
Belt - Fan; Ser. No. 157118 & Before	213850M1	B90	Belt - Countershaft - Reel	834139M1	C71
Belt - Fan; Ser. No. 157119 & After	220773M1	B94	Belt - Gen. & W.P.	1023962M1	7425
Belt - Gov.	211740M2	TR22350	Belt - Gov.	235199M1	7450
Belt - Hyd. Pump	210716M1	B57	Belt - Grass Seed - Right Hand	GH5047	B55
Belt - W.P. & Gen.	1506373M1	TR24489	Belt - Hyd. Pump	230381M1	C53
205SP			Belt - Rad. Fan	236670M1	▲9560HD
Chrysler 6-Cyl. 225			Belt - Reel Drive; W/Fixed Speed Drive	832872M1	C128
1971-1966			Belt - Rotary Screen Countershaft	832895M2	A35
Belt - Alt.	833668M1	7425	Belt - Straw Walker	832867M1	B133
Chrysler 6-Cyl. 225 Diesel			Chrysler 6-Cyl. 225 Diesel		
1971-1966			1977-1969		
Belt - Alt.	833668M1	7425	Belt - Aux. Cyl.	832822M1	B105
300SP			Belt - Cleaner Fan - Lower	832876M1	B48
Chrysler 6-Cyl. 225			Belt - Cleaner Fan - Upper	832877M1	B56
1977-1969			Belt - Countershaft - Reel	834139M1	C71
Belt - Aux. Cyl.	832822M1	B105	Belt - Grass Seed - Right Hand	GH5047	B55
Belt - Cleaner Fan - Lower	832876M1	B48	Belt - Hyd. Pump	230381M1	C53
Belt - Cleaner Fan - Upper	832877M1	B56	Belt - Knife Wobble; W/88" Belt O.C.	834058M1	C84
Belt - Countershaft - Reel	834139M1	C71	Belt - Knife Wobble; W/89" Belt O.C.	834190M1	C85
Belt - Gov.	235199M1	7450	Belt - Rad. Fan	236958M1	▲9550HD
Belt - Grass Seed - Right Hand	GH5047	B55	Belt - Reel Drive; W/Fixed Speed Drive	834140M1	C144
Belt - Hyd. Pump	230381M1	C53	Belt - Rotary Screen Countershaft	832896M1	A60
Belt - Knife Wobble; W/88" Belt O.C.	834058M1	C84	Belt - Straw Walker	832867M1	B133
Belt - Knife Wobble; W/89" Belt O.C.	834190M1	C85	Belt - Table Drive	228147M91	②B50
Belt - Reel Drive; W/Fixed Speed Drive	834140M1	C144	Belt - W.P. & Alt.	834060M1	7480
Belt - Rotary Screen Countershaft	832895M2	A35	Hose - Upper		●26508
Belt - Rotary Screen Hyd. Pump	834148M1	A38	Hose - Lower; (1 1/2" I.D.)		24224
Belt - Straw Walker	832867M1	B133	1968		
Belt - Table Drive	228147M91	②B50	Belt - Aux. Cyl.	832822M1	B105
Belt - W.P. & Alt.	834063M1	7560	Belt - Cleaner Fan - Lower	832876M1	B48
1968			Belt - Cleaner Fan - Upper	832877M1	B56
Belt - Aux. Cyl.	832822M1	B105	Belt - Countershaft - Reel	834139M1	C71
Belt - Cleaner Fan - Lower	832876M1	B48	Belt - Gen. & W.P.	235199M1	7450
Belt - Cleaner Fan - Upper	832877M1	B56	Belt - Grass Seed - Right Hand	GH5047	B55
Belt - Countershaft - Reel	834139M1	C71	Belt - Hyd. Pump	230381M1	C53
Belt - Gov.	235199M1	7450	Belt - Knife Wobble; W/88" Belt O.C.	834058M1	C84
Belt - Grass Seed - Right Hand	GH5047	B55	Belt - Knife Wobble; W/89" Belt O.C.	834190M1	C85
Belt - Hyd. Pump	230381M1	C53	Belt - Rad. Fan	236958M1	▲9550HD
Belt - Knife Wobble; W/88" Belt O.C.	834058M1	C84	Belt - Reel Drive; W/Fixed Speed Drive	227984M1	C144
Belt - Knife Wobble; W/89" Belt O.C.	834190M1	C85	Belt - Rotary Screen Countershaft	832896M1	A60
Belt - Reel Drive; W/Fixed Speed Drive	227984M1	C144	Belt - Straw Walker	832867M1	B133
Belt - Rotary Screen Countershaft	832895M2	A35	Belt - Table Drive	228147M91	②B50
Belt - Rotary Screen Hyd. Pump	834148M1	A38	Belt - W.P. & Alt.	834060M1	7480
Belt - Straw Walker	832867M1	B133	Hose - Upper		●26508
Belt - Table Drive	228147M91	②B50	Hose - Lower; (1 1/2" I.D.)		24224
Belt - W.P. & Alt.	834063M1	7560	1967-1966		
1967-1966			Belt - Aux. Cyl.	832822M1	B105
Belt - Aux. Cyl.	832822M1	B105	Belt - Cleaner Fan - Lower	832876M1	B48
1967-1966			Belt - Cleaner Fan - Upper	832877M1	B56
Belt - Aux. Cyl.	832822M1	B105	Belt - Countershaft - Reel	834139M1	C71
1967-1966			Belt - Gen. & W.P.	236959M1	▲9490HD
Belt - Aux. Cyl.	832822M1	B105	Belt - Grass Seed - Right Hand	GH5047	B55
1967-1966			Belt - Hyd. Pump	230381M1	C53
Belt - Aux. Cyl.	832822M1	B105	Belt - Rad. Fan	236958M1	▲9550HD
1967-1966			Belt - Reel Drive; W/Fixed Speed Drive	227984M1	C144
Belt - Aux. Cyl.	832822M1	B105	1967-1966		
1967-1966			Belt - Aux. Cyl.	832822M1	B105
Belt - Aux. Cyl.	832822M1	B105	Belt - Cleaner Fan - Lower	832876M1	B48
1967-1966			Belt - Cleaner Fan - Upper	832877M1	B56
Belt - Aux. Cyl.	832822M1	B105	Belt - Countershaft - Reel	834139M1	C71
1967-1966			Belt - Gen. & W.P.	236959M1	▲9490HD
Belt - Aux. Cyl.	832822M1	B105	Belt - Grass Seed - Right Hand	GH5047	B55
1967-1966			Belt - Hyd. Pump	230381M1	C53
Belt - Aux. Cyl.	832822M1	B105	Belt - Rad. Fan	236958M1	▲9550HD
1967-1966			Belt - Reel Drive; W/Fixed Speed Drive	227984M1	C144
Belt - Aux. Cyl.	832822M1	B105	1967-1966		
1967-1966			Belt - Aux. Cyl.	832822M1	B105
Belt - Aux. Cyl.	832822M1	B105	Belt - Cleaner Fan - Lower	832876M1	B48
1967-1966			Belt - Cleaner Fan - Upper	832877M1	B56
Belt - Aux. Cyl.	832822M1	B105	Belt - Countershaft - Reel	834139M1	C71
1967-1966			Belt - Gen. & W.P.	236959M1	▲9490HD
Belt - Aux. Cyl.	832822M1	B105	Belt - Grass Seed - Right Hand	GH5047	B55
1967-1966			Belt - Hyd. Pump	230381M1	C53
Belt - Aux. Cyl.	832822M1	B105	Belt - Rad. Fan	236958M1	▲9550HD
1967-1966			Belt - Reel Drive; W/Fixed Speed Drive	227984M1	C144
Belt - Aux. Cyl.	832822M1	B105	1967-1966		
1967-1966			Belt - Aux. Cyl.	832822M1	B105
Belt - Aux. Cyl.	832822M1	B105	Belt - Cleaner Fan - Lower	832876M1	B48
1967-1966			Belt - Cleaner Fan - Upper	832877M1	B56
Belt - Aux. Cyl.	832822M1	B105	Belt - Countershaft - Reel	834139M1	C71
1967-1966			Belt - Gen. & W.P.	236959M1	▲9490HD
Belt - Aux. Cyl.	832822M1	B105	Belt - Grass Seed - Right Hand	GH5047	B55
1967-1966			Belt - Hyd. Pump	230381M1	C53
Belt - Aux. Cyl.	832822M1	B105	Belt - Rad. Fan	236958M1	▲9550HD
1967-1966			Belt - Reel Drive; W/Fixed Speed Drive	227984M1	C144
Belt - Aux. Cyl.	832822M1	B105	1967-1966		
1967-1966			Belt - Aux. Cyl.	832822M1	B105
Belt - Aux. Cyl.	832822M1	B105	Belt - Cleaner Fan - Lower	832876M1	B48
1967-1966			Belt - Cleaner Fan - Upper	832877M1	B56
Belt - Aux. Cyl.	832822M1	B105	Belt - Countershaft - Reel	834139M1	C71
1967-1966			Belt - Gen. & W.P.	236959M1	▲9490HD
Belt - Aux. Cyl.	832822M1	B105	Belt - Grass Seed - Right Hand	GH5047	B55
1967-1966			Belt - Hyd. Pump	230381M1	C53
Belt - Aux. Cyl.	832822M1	B105	Belt - Rad. Fan	236958M1	▲9550HD
1967-1966			Belt - Reel Drive; W/Fixed Speed Drive	227984M1	C144
Belt - Aux. Cyl.	832822M1	B105	1967-1966		
1967-1966			Belt - Aux. Cyl.	832822M1	B105
Belt - Aux. Cyl.	832822M1	B105	Belt - Cleaner Fan - Lower	832876M1	B48
1967-1966			Belt - Cleaner Fan - Upper	832877M1	B56
Belt - Aux. Cyl.	832822M1	B105	Belt - Countershaft - Reel	834139M1	C71
1967-1966			Belt - Gen. & W.P.	236959M1	▲9490HD
Belt - Aux. Cyl.	832822M1	B105	Belt - Grass Seed - Right Hand	GH5047	B55
1967-1966			Belt - Hyd. Pump	230381M1	C53
Belt - Aux. Cyl.	832822M1	B105	Belt - Rad. Fan	236958M1	▲9550HD
1967-1966			Belt - Reel Drive; W/Fixed Speed Drive	227984M1	C144
Belt - Aux. Cyl.	832822M1	B105	1967-1966		
1967-1966			Belt - Aux. Cyl.	832822M1	B105
Belt - Aux. Cyl.	832822M1	B105	Belt - Cleaner Fan - Lower	832876M1	B48
1967-1966			Belt - Cleaner Fan - Upper	832877M1	B56
Belt - Aux. Cyl.	832822M1	B105	Belt - Countershaft - Reel	834139M1	C71
1967-1966			Belt - Gen. & W.P.	236959M1	▲9490HD
Belt - Aux. Cyl.	832822M1	B105	Belt - Grass Seed - Right Hand	GH5047	B55
1967-1966			Belt - Hyd. Pump	230381M1	C53
Belt - Aux. Cyl.	832822M1	B105	Belt - Rad. Fan	236958M1	▲9550HD
1967-1966			Belt - Reel Drive; W/Fixed Speed Drive	227984M1	C144
Belt - Aux. Cyl.	832822M1	B105	1967-1966		
1967-1966			Belt - Aux. Cyl.	832822M1	B105
Belt - Aux. Cyl.	832822M1	B105	Belt - Cleaner Fan - Lower	832876M1	B48
1967-1966			Belt - Cleaner Fan - Upper	832877M1	B56
Belt - Aux. Cyl.	832822M1	B105	Belt - Countershaft - Reel	834139M1	C71
1967-1966			Belt - Gen. & W.P.	236959M1	▲9490HD
Belt - Aux. Cyl.	832822M1	B105	Belt - Grass Seed - Right Hand	GH5047	B55
1967-1966			Belt - Hyd. Pump	230381M1	C53
Belt - Aux. Cyl.	832822M1	B105	Belt - Rad. Fan	236958M1	▲9550HD
1967-1966			Belt - Reel Drive; W/Fixed Speed Drive	227984M1	C144
Belt - Aux. Cyl.	832822M1	B105	1967-1966		
1967-1966			Belt - Aux. Cyl.	832822M1	B105
Belt - Aux. Cyl.	832822M1	B105	Belt - Cleaner Fan - Lower	832876M1	B48
1967-1966			Belt - Cleaner Fan - Upper	832877M1	B56
Belt - Aux. Cyl.	832822M1	B105	Belt - Countershaft - Reel	834139M1	C71
1967-1966			Belt - Gen. & W.P.	236959M1	▲9490HD
Belt - Aux. Cyl.	832822M1	B105	Belt - Grass Seed - Right Hand	GH5047	B55
1967-1966			Belt - Hyd. Pump	230381M1	C53
Belt - Aux. Cyl.	832822M1	B105	Belt - Rad. Fan		

Belts and Coolant Hose for Combines Alphabetical

Application	Mfr. No.	Part No.
MASSEY FERGUSON - Continued		
300SP - Continued		
Chrysler 6-Cyl. 225 Diesel - Continued		
1967-1966 - Continued		
Belt - Rotary Screen Countershaft	832896M1	A60
Belt - Straw Walker	832867M1	B133
Hose - Upper		●26508
Hose - Lower; (1 1/2" I.D.)		24224
1965-1962		
Belt - Aux. Cyl.	832822M1	B105
Belt - Cleaner Fan - Lower	832876M1	B48
Belt - Cleaner Fan - Upper	832877M1	B56
Belt - Countershaft - Reel	834139M1	C71
Belt - Gen. & W.P.	236959M1	▲9490HD
Belt - Grass Seed - Right Hand	GH5047	B55
Belt - Hyd. Pump	230381M1	C53
Belt - Rad. Fan	236958M1	▲9550HD
Belt - Reel Drive; W/Fixed Speed Drive	832872M1	C128
Belt - Rotary Screen Countershaft	832896M1	A60
Belt - Straw Walker	832867M1	B133
Hose - Upper		●26508
Hose - Lower; (1 1/2" I.D.)		24224
410SP		
Chevrolet 6-Cyl. 292		
1972-1969		
Belt - Cleaner Fan - Std. Speed	227976M1	B54
Belt - Cleaner Fan & Countershaft	227457M1	C73
Belt - Countershaft - Reel; Grain	834139M1	C71
Belt - Gov.	238891M1	7555
Belt - Grain Auger	227984M1	C144
Belt - Hyd. Pump	230380M1	TR28583
Belt - Knife Wobble	834058M1	C84
Belt - Rad. Fan	240575M2	B48
Belt - Reel Drive; Grain	834140M1	C144
Belt - Rotary Screen	228722M1	B50
Belt - Slinger;	834332M1	B95
Belt - Straw Chopper	1033199M1	C345
Belt - Straw Spreader; W/Single Spreader	833563M1	B173
Belt - Tank Unloader	228813M3	C57
Belt - W.P. & Alt.	834060M1	7480
Belt - W.P. & Gen.	238859M1	▲9415HD
1968		
Belt - Cleaner Fan - Std. Speed	227976M1	B54
Belt - Cleaner Fan & Countershaft	227457M1	C73
Belt - Countershaft - Reel; Grain	834139M1	C71
Belt - Gov.	238891M1	7555
Belt - Grain Auger	227984M1	C144
Belt - Hyd. Pump	230380M1	TR28583
Belt - Knife Wobble	834058M1	C84
Belt - Rad. Fan	240575M2	B48
Belt - Reel Drive; Grain	834140M1	C144
Belt - Rotary Screen	228722M1	B50
Belt - Slinger; Exc. Field Installed Kit	833742M1	B98
Belt - Slinger;	834332M1	B95
Belt - Straw Chopper	1033199M1	C345
Belt - Straw Spreader; W/Dual Spreader	832446M1	B133
Belt - Straw Spreader; W/Single Spreader	833563M1	B173
Belt - Tank Unloader	228813M3	C57
Belt - W.P. & Alt.	834060M1	7480
Belt - W.P. & Gen.	238859M1	▲9415HD
1967		
Belt - Cleaner Fan - Std. Speed	227976M1	B54
Belt - Cleaner Fan & Countershaft	227457M1	C73
Belt - Countershaft - Reel; Grain	227457M1	C73
Belt - Gov.	238891M1	7555
Belt - Grain Auger	227984M1	C144
Belt - Hyd. Pump	230380M1	TR28583
Belt - Rad. Fan	240575M2	B48
Belt - Reel Drive; Grain	227455M1	C126
Belt - Rotary Screen	228722M1	B50
Belt - Slinger; Exc. Field Installed Kit	833742M1	B98
Belt - Slinger;	222347M1	B81

Application	Mfr. No.	Part No.
MASSEY FERGUSON - Continued		
410SP - Continued		
Chevrolet 6-Cyl. 292 - Continued		
1967 - Continued		
Belt - Straw Chopper	1033199M1	C345
Belt - Straw Spreader; W/Dual Spreader	832446M1	B133
Belt - Straw Spreader; W/Single Spreader	833563M1	B173
Belt - Tank Unloader	228813M3	C57
Belt - W.P. & Alt.	834060M1	7480
Belt - W.P. & Gen.	238859M1	▲9415HD
1966		
Belt - Cleaner Fan - Std. Speed	227976M1	B54
Belt - Cleaner Fan & Countershaft	227457M1	C73
Belt - Countershaft - Reel; Grain	227457M1	C73
Belt - Gov.	238891M1	7555
Belt - Grain Auger	227984M1	C144
Belt - Hyd. Pump	230380M1	TR28583
Belt - Rad. Fan	240575M2	B48
Belt - Reel Drive; Grain	227455M1	C126
Belt - Rotary Screen	228722M1	B50
Belt - Slinger; Exc. Field Installed Kit	228999M1	B72
Belt - Slinger;	222347M1	B81
Belt - Straw Chopper	1033137M1	C330
Belt - Straw Spreader; W/Dual Spreader	832446M1	B133
Belt - Straw Spreader; W/Single Spreader	833563M1	B173
Belt - Tank Unloader	228813M3	C57
Belt - W.P. & Alt.	834060M1	7480
Belt - W.P. & Gen.	238859M1	▲9415HD
1965		
Belt - Cleaner Fan - Std. Speed	227976M1	B54
Belt - Cleaner Fan & Countershaft	227457M1	C73
Belt - Countershaft - Reel; Grain	227457M1	C73
Belt - Gov.	238891M1	7555
Belt - Grain Auger	227984M1	C144
Belt - Hyd. Pump	230380M1	TR28583
Belt - Rad. Fan	240575M2	B48
Belt - Reel Drive; Grain	227455M1	C126
Belt - Rotary Screen	228722M1	B50
Belt - Slinger; Exc. Field Installed Kit	228999M1	B72
Belt - Slinger;	222347M1	B81
Belt - Straw Chopper	1033137M1	C330
Belt - Straw Spreader; W/Dual Spreader	832446M1	B133
Belt - Straw Spreader; W/Single Spreader	833563M1	B173
Belt - Tank Unloader	228813M3	C57
Belt - W.P. & Alt.; Ser. No. 6777 & After	834060M1	7480
Belt - W.P. & Gen.	238859M1	▲9415HD
1964		
Belt - Cleaner Fan - Std. Speed	227976M1	B54
Belt - Cleaner Fan & Countershaft	227457M1	C73
Belt - Countershaft - Reel; Grain	227457M1	C73
Belt - Gov.	238891M1	7555
Belt - Grain Auger	227984M1	C144
Belt - Hyd. Pump	230380M1	TR28583
Belt - Rad. Fan	240575M2	B48
Belt - Reel Drive; Grain	227455M1	C126
Belt - Rotary Screen	228722M1	B50
Belt - Slinger; Exc. Field Installed Kit	228999M1	B72
Belt - Slinger;	222347M1	B81
Belt - Straw Chopper	1033137M1	C330
Belt - Straw Spreader; W/Dual Spreader	832446M1	B133
Belt - Straw Spreader; W/Single Spreader	833563M1	B173
Belt - Tank Unloader	228813M3	C57
Belt - W.P. & Gen.	238859M1	▲9415HD
Perkins 4-Cyl. 318 Diesel		
1972-1969		
Belt - Cleaner Fan - Std. Speed	227976M1	B54
Belt - Cleaner Fan & Countershaft	227457M1	C73
Belt - Countershaft - Reel; Grain	834139M1	C71
Belt - Gov.	238891M1	7555
Belt - Grain Auger	227984M1	C144
Belt - Hyd. Pump	832490M1	5VX530
Belt - Knife Wobble	834058M1	C84
Belt - Rad. Fan	240575M2	B48

● Vulco-Flex® Coolant Hose.

▲ Standard Belt May Also Be Available.

Belts and Coolant Hose for Combines Alphabetical

Application	Mfr. No.	Part No.	Application	Mfr. No.	Part No.
MASSEY FERGUSON - Continued			MASSEY FERGUSON - Continued		
410SP - Continued			410SP - Continued		
Perkins 4-Cyl. 318 Diesel - Continued			Perkins 4-Cyl. 318 Diesel - Continued		
1972-1969 - Continued			1964 - Continued		
Belt - Reel Drive; Grain	834140M1	C144	Belt - Cleaner Fan & Countershaft	227457M1	C73
Belt - Rotary Screen	228722M1	B50	Belt - Countershaft - Reel; Grain	227457M1	C73
Belt - Straw Chopper	1033199M1	C345	Belt - Gov.	238891M1	7555
Belt - Tank Unloader	228813M3	C57	Belt - Grain Auger	227984M1	C144
Belt - W.P. & Alt	252164M1	7512	Belt - Hyd. Pump	832490M1	5VX530
Belt - W.P. & Gen.	230350M1	▲9505HD	Belt - Rad. Fan	240575M2	B48
1968			Belt - Reel Drive; Grain	227455M1	C126
Belt - Cleaner Fan - Std. Speed	227976M1	B54	Belt - Rotary Screen	228722M1	B50
Belt - Cleaner Fan & Countershaft	227457M1	C73	Belt - Straw Chopper	1033137M1	C330
Belt - Countershaft - Reel; Grain	834139M1	C71	Belt - Straw Spreader; W/Dual Spreader	832446M1	B133
Belt - Gov.	238891M1	7555	Belt - Tank Unloader	228813M3	C57
Belt - Grain Auger	227984M1	C144	Belt - W.P. & Alt	252164M1	7512
Belt - Hyd. Pump	832490M1	5VX530	Belt - W.P. & Gen.	230350M1	▲9505HD
Belt - Knife Wobble	834058M1	C84	510SP		
Belt - Rad. Fan	240575M2	B48	Chevrolet V-8 350		
Belt - Reel Drive; Grain	834140M1	C144	1978		
Belt - Rotary Screen	228722M1	B50	Belt - Cleaner Fan - Std. Speed	227976M1	B54
Belt - Straw Chopper	1033199M1	C345	Belt - Cleaner Fan & Countershaft	227457M1	C73
Belt - Straw Spreader; W/Dual Spreader	832446M1	B133	Belt - Countershaft - Reel; Grain	834139M1	C71
Belt - Tank Unloader	228813M3	C57	Belt - Gov.	234995M1	7520
Belt - W.P. & Alt	252164M1	7512	Belt - Grain Auger	227984M1	C144
Belt - W.P. & Gen.	230350M1	▲9505HD	Belt - Hyd. Pump	230380M1	TR28583
1967			Belt - Knife Wobble; Ser. No. 12019077 Thru		
Belt - Cleaner Fan - Std. Speed	227976M1	B54	185937751; W/13 Ft. Chain	834058M1	C84
Belt - Cleaner Fan & Countershaft	227457M1	C73	Belt - Knife Wobble; Ser. No. 185937752 & After	834190M1	C85
Belt - Countershaft - Reel; Grain	227457M1	C73	Belt - Pickup Drive; W/67" Drive	1047702M1	B122
Belt - Gov.	238891M1	7555	Belt - Rad. Fan	240575M2	B48
Belt - Grain Auger	227984M1	C144	Belt - Reel Drive; Grain	834140M1	C144
Belt - Hyd. Pump	832490M1	5VX530	Belt - Rotary Screen	228722M1	B50
Belt - Rad. Fan	240575M2	B48	Belt - Slinger	834332M1	B95
Belt - Reel Drive; Grain	227455M1	C126	Belt - Straw Spreader; W/Single Spreader	833131M1	A180
Belt - Rotary Screen	228722M1	B50	Belt - Tank Unloader	228813M3	C57
Belt - Straw Chopper	1033199M1	C345	Belt - W.P. & Alt.; Ser. No. 9077 & Before;		
Belt - Straw Spreader; W/Dual Spreader	832446M1	B133	W/Hydro. Drive	252164M1	7512
Belt - Tank Unloader	228813M3	C57	Belt - W.P. & Alt.; Ser. No. 9077 & Before; W/O		
Belt - W.P. & Alt	252164M1	7512	Hydro. Drive	240807M1	▲9540HD
Belt - W.P. & Gen.	230350M1	▲9505HD	Belt - W.P. & Gen.	240807M1	▲9540HD
1966			Hose - Upper		●26505
Belt - Cleaner Fan - Std. Speed	227976M1	B54	Hose - Lower; (1 1/2" I.D.)		24224
Belt - Cleaner Fan & Countershaft	227457M1	C73	1977-1975		
Belt - Countershaft - Reel; Grain	227457M1	C73	Belt - Cleaner Fan - Std. Speed	227976M1	B54
Belt - Gov.	238891M1	7555	Belt - Cleaner Fan & Countershaft	227457M1	C73
Belt - Grain Auger	227984M1	C144	Belt - Countershaft - Reel; Grain	834139M1	C71
Belt - Hyd. Pump	832490M1	5VX530	Belt - Gov.	234995M1	7520
Belt - Rad. Fan	240575M2	B48	Belt - Grain Auger	227984M1	C144
Belt - Reel Drive; Grain	227455M1	C126	Belt - Hyd. Pump	230380M1	TR28583
Belt - Rotary Screen	228722M1	B50	Belt - Knife Wobble; Ser. No. 12019077 Thru		
Belt - Straw Chopper	1033137M1	C330	185937751	834058M1	C84
Belt - Straw Spreader; W/Dual Spreader	832446M1	B133	Belt - Knife Wobble; Ser. No. 185937752 & After	834190M1	C85
Belt - Tank Unloader	228813M3	C57	Belt - Pickup Drive; W/67" Drive	1047702M1	B122
Belt - W.P. & Alt	252164M1	7512	Belt - Rad. Fan	240575M2	B48
Belt - W.P. & Gen.	230350M1	▲9505HD	Belt - Reel Drive; Grain	834140M1	C144
1965			Belt - Rotary Screen	228722M1	B50
Belt - Cleaner Fan - Std. Speed	227976M1	B54	Belt - Slinger	834332M1	B95
Belt - Cleaner Fan & Countershaft	227457M1	C73	Belt - Straw Spreader; W/Single Spreader	833131M1	A180
Belt - Countershaft - Reel; Grain	227457M1	C73	Belt - Tank Unloader	228813M3	C57
Belt - Gov.	238891M1	7555	Belt - W.P. & Alt.; Ser. No. 9077 & Before;		
Belt - Grain Auger	227984M1	C144	W/Hydro. Drive	252164M1	7512
Belt - Hyd. Pump	832490M1	5VX530	Belt - W.P. & Alt.; Ser. No. 9077 & Before; W/O		
Belt - Rad. Fan	240575M2	B48	Hydro. Drive	240807M1	▲9540HD
Belt - Reel Drive; Grain	227455M1	C126	Belt - W.P. & Gen.	240807M1	▲9540HD
Belt - Rotary Screen	228722M1	B50	Hose - Upper		●26505
Belt - Straw Chopper	1033137M1	C330	Hose - Lower; (1 1/2" I.D.)		24224
Belt - Straw Spreader; W/Dual Spreader	832446M1	B133	Perkins 6-Cyl. 354 Diesel		
Belt - Tank Unloader	228813M3	C57	1978-1975		
Belt - W.P. & Alt.; Ser. No. 6777 & After	252164M1	7512	Belt - Cleaner Fan - Std. Speed	227976M1	B54
Belt - W.P. & Gen.	230350M1	▲9505HD	Belt - Cleaner Fan & Countershaft	227457M1	C73
1964			Belt - Countershaft - Reel; Grain	834139M1	C71
Belt - Cleaner Fan - Std. Speed	227976M1	B54	Belt - Grain Auger	227984M1	C144

▲ Standard Belt May Also Be Available.

● Vulco-Flex® Coolant Hose.

Belts and Coolant Hose for Combines Alphabetical

Application	Mfr. No.	Part No.
MASSEY FERGUSON - Continued		
510SP - Continued		
Perkins 6-Cyl. 354 Diesel - Continued		
1978-1975 - Continued		
Belt - Hyd. Pump	230381M1	C53
Belt - Knife Wobble; Ser. No. 12019077 Thru 185937751	834058M1	C84
Belt - Knife Wobble; Ser. No. 185937752 & After	834190M1	C85
Belt - Pickup Drive; W/67" Drive	1047702M1	B122
Belt - Rad. Fan	240575M2	B48
Belt - Reel Drive; Grain	834140M1	C144
Belt - Rotary Screen	228722M1	B50
Belt - Slinger	834332M1	B95
Belt - Straw Spreader; W/Single Spreader	833131M1	A180
Belt - Tank Unloader	228813M3	C57
Belt - W.P. & Alt.	834061M1	7495
Belt - W.P. & Gen.; Ser. No. 9077 & Before	230350M1	▲9505HD
Hose - Upper		✂20685
Hose - Lower		✂20065
1974-1969		
Belt - Cleaner Fan - Std. Speed	227976M1	B54
Belt - Cleaner Fan & Countershaft	227457M1	C73
Belt - Countershaft - Reel; Grain	834139M1	C71
Belt - Grain Auger	227984M1	C144
Belt - Hyd. Pump	230381M1	C53
Belt - Knife Wobble; Ser. No. 12019077 Thru 185937751	834058M1	C84
Belt - Knife Wobble; Ser. No. 185937752 & After	834190M1	C85
Belt - Pickup Drive; W/67" Drive	1047702M1	B122
Belt - Rad. Fan	240575M2	B48
Belt - Reel Drive; Grain	834140M1	C144
Belt - Rotary Screen	228722M1	B50
Belt - Slinger	834332M1	B95
Belt - Straw Spreader; W/Single Spreader	833131M1	A180
Belt - Tank Unloader	228813M3	C57
Belt - W.P. & Alt.	834061M1	7495
Belt - W.P. & Gen.; Ser. No. 9077 & Before	230350M1	▲9505HD
1968		
Belt - Cleaner Fan - Std. Speed	227976M1	B54
Belt - Cleaner Fan & Countershaft	227457M1	C73
Belt - Countershaft - Reel; Grain	834139M1	C71
Belt - Grain Auger	227984M1	C144
Belt - Hyd. Pump	230381M1	C53
Belt - Knife Wobble; Ser. No. 12019077 Thru 185937751	834058M1	C84
Belt - Knife Wobble; Ser. No. 185937752 & After	834190M1	C85
Belt - Pickup Drive; W/67" Drive	1047702M1	B122
Belt - Rad. Fan	240575M2	B48
Belt - Reel Drive; Grain	834140M1	C144
Belt - Rotary Screen	228722M1	B50
Belt - Slinger	833742M1	B98
Belt - Straw Spreader; W/Dual Spreader	832446M1	B133
Belt - Straw Spreader; W/Single Spreader	833131M1	A180
Belt - Tank Unloader	228813M3	C57
Belt - W.P. & Alt.	834061M1	7495
Belt - W.P. & Gen.; Ser. No. 9077 & Before	230350M1	▲9505HD
1967		
Belt - Cleaner Fan - Std. Speed	227976M1	B54
Belt - Cleaner Fan & Countershaft	227457M1	C73
Belt - Countershaft - Reel; Grain	227457M1	C73
Belt - Grain Auger	227984M1	C144
Belt - Hyd. Pump	230381M1	C53
Belt - Knife Wobble; Ser. No. 12019077 Thru 185937751	834058M1	C84
Belt - Knife Wobble; Ser. No. 185937752 & After	834190M1	C85
Belt - Pickup Drive; W/67" Drive	1047702M1	B122
Belt - Rad. Fan	240575M2	B48
Belt - Reel Drive; Grain	227455M1	C126
Belt - Rotary Screen	228722M1	B50
Belt - Slinger	833742M1	B98
Belt - Straw Spreader; W/Dual Spreader	832446M1	B133
Belt - Straw Spreader; W/Single Spreader	833131M1	A180
Belt - Tank Unloader	228813M3	C57
Belt - W.P. & Alt.	834061M1	7495

Application	Mfr. No.	Part No.
MASSEY FERGUSON - Continued		
510SP - Continued		
Perkins 6-Cyl. 354 Diesel - Continued		
1967 - Continued		
Belt - W.P. & Gen.; Ser. No. 9077 & Before	230350M1	▲9505HD
1966-1964		
Belt - Cleaner Fan - Std. Speed	227976M1	B54
Belt - Cleaner Fan & Countershaft	227457M1	C73
Belt - Countershaft - Reel; Grain	227457M1	C73
Belt - Grain Auger	227984M1	C144
Belt - Hyd. Pump	230381M1	C53
Belt - Knife Wobble; Ser. No. 12019077 Thru 185937751	834058M1	C84
Belt - Knife Wobble; Ser. No. 185937752 & After	834190M1	C85
Belt - Pickup Drive; W/67" Drive	1047702M1	B122
Belt - Rad. Fan	240575M2	B48
Belt - Reel Drive; Grain	227455M1	C126
Belt - Rotary Screen	228722M1	B50
Belt - Slinger; Exc. Field Installed Kit	228999M1	B72
Belt - Slinger;	222347M1	B81
Belt - Straw Chopper	1033137M1	C330
Belt - Straw Spreader; W/Dual Spreader	832446M1	B133
Belt - Straw Spreader; W/Single Spreader	833131M1	A180
Belt - Tank Unloader	228813M3	C57
Belt - W.P. & Alt.	834061M1	7495
Belt - W.P. & Gen.; Ser. No. 9077 & Before	230350M1	▲9505HD
540SP		
Perkins 4-Cyl. 318 Diesel		
1985-1980		
Belt - A.C.	843045M1	▲9451HD
Belt - Air Intake	240575M2	B48
Belt - Cleaner Fan	832877M1	B56
Belt - Cleaner Fan & Countershaft	228997M1	B47
Belt - Countershaft - Reel	834139M1	C71
Belt - Hyd. Pump	230380M1	TR28583
Belt - Knife Wobble; W/Speed Up 15, 16, 18, 20 ft.	843029M1	C90
Belt - Knife Wobble - Float Cutter Bar	833962M1	C115
Belt - Knife Wobble - Rigid Cutter Bar	834190M1	C85
Belt - Pickup Drive	1047702M1	B122
Belt - Reel Drive; W/Fixed Speed Drive	834140M1	C144
Belt - Slinger	834332M1	B95
Belt - Straw Spreader	843742M1	B168
Belt - Straw Walker	832867M1	B133
Belt - W.P., Fan & Alt.	844171M1	7520
1979-1978		
Belt - A.C.	843045M1	▲9451HD
Belt - Air Intake	240575M2	B48
Belt - Cleaner Fan	832877M1	B56
Belt - Cleaner Fan & Countershaft	228997M1	B47
Belt - Countershaft - Reel	834139M1	C71
Belt - Hyd. Pump	230380M1	TR28583
Belt - Knife Wobble; W/Speed Up 15, 16, 18, 20 ft.	843029M1	C90
Belt - Knife Wobble - Float Cutter Bar	833962M1	C115
Belt - Knife Wobble - Rigid Cutter Bar	834190M1	C85
Belt - Pickup Drive	1047702M1	B122
Belt - Reel Drive; W/Fixed Speed Drive	834140M1	C144
Belt - Slinger	834332M1	B95
Belt - Straw Spreader	843742M1	B168
Belt - Straw Walker	832867M1	B133
Belt - W.P., Fan & Alt.	532779M92	②7516
550		
Perkins 6-Cyl. 354 Diesel		
1990		
Belt - Chopper; W/Low Speed Corn Kit	842935M1	C51
Belt - Cleaner Fan - Std. Speed	227976M1	B54
Belt - Cleaner Fan & Countershaft	227457M1	C73
Belt - Countershaft - Reel	834139M1	C71
Belt - Grain Auger	227984M1	C144
Belt - Hyd. Pump	843737M1	6955
Belt - Hydro. Drive - Lower	834176M1	B74
Belt - Knife Wobble - Centered Chain Drive	834058M1	C84

▲ Standard Belt May Also Be Available.
② Two Required.

✂ Cut to Fit.

Belts and Coolant Hose for Combines Alphabetical

Application	Mfr. No.	Part No.
MASSEY FERGUSON - Continued		
550 - Continued		
Perkins 6-Cyl. 354 Diesel - Continued		
1990 - Continued		
Belt - Knife Wobble - Float Cutter Bar	833962M1	C115
Belt - Knife Wobble - Rigid Cutter Bar; W/Std.		
Speed	834190M1	C85
Belt - Pickup Drive	1047702M1	B122
Belt - Reel Drive; W/Fixed Speed Drive	834140M1	C144
Belt - Slinger	834332M1	B95
Belt - Tank Unloader	228813M3	C57
Belt - W.P., Fan & Alt.	268847M91	②▲9520HD
Hose - Upper		②21379
		or ②●26509
Hose - Lower - Eng. To Pipe		●26515
Hose - Lower - Pipe To Rad.; (2" I.D.)		24232
Hose - By Pass		≈<20661
		or ●25251
1989-1982		
Belt - Chopper; W/Low Speed Corn Kit	842935M1	C51
Belt - Cleaner Fan - Std. Speed	227976M1	B54
Belt - Cleaner Fan & Countershaft	227457M1	C73
Belt - Countershaft - Reel	834139M1	C71
Belt - Grain Auger	227984M1	C144
Belt - Hyd. Pump	843737M1	6955
Belt - Hydro. Drive - Lower	834176M1	B74
Belt - Knife Wobble - Centered Chain Drive	834058M1	C84
Belt - Knife Wobble - Float Cutter Bar	833962M1	C115
Belt - Knife Wobble - Rigid Cutter Bar	834190M1	C85
Belt - Pickup Drive	1047702M1	B122
Belt - Reel Drive; W/Fixed Speed Drive	834140M1	C144
Belt - Slinger	834332M1	B95
Belt - Tank Unloader	228813M3	C57
Belt - W.P., Fan & Alt.	268847M91	②▲9520HD
Hose - Upper		②21379
		or ②●26509
Hose - Lower - Eng. To Pipe		●26515
Hose - Lower - Pipe To Rad.; (2" I.D.)		24232
Hose - By Pass		≈<20661
		or ●25251
1981-1978		
Belt - Chopper; W/Low Speed Corn Kit	842935M1	C51
Belt - Cleaner Fan - Std. Speed	227976M1	B54
Belt - Cleaner Fan & Countershaft	227457M1	C73
Belt - Countershaft - Reel	834139M1	C71
Belt - Grain Auger	227984M1	C144
Belt - Hyd. Pump	843737M1	6955
Belt - Hydro. Drive - Lower	834176M1	B74
Belt - Knife Wobble - Centered Chain Drive	834058M1	C84
Belt - Knife Wobble - Float Cutter Bar	833962M1	C115
Belt - Knife Wobble - Rigid Cutter Bar	834190M1	C85
Belt - Pickup Drive	1047702M1	B122
Belt - Reel Drive; W/Fixed Speed Drive	834140M1	C144
Belt - Slinger	834332M1	B95
Belt - Tank Unloader	228813M3	C57
Belt - W.P., Fan & Alt.	532779M92	②7516
Hose - Upper		②21379
		or ②●26509
Hose - Lower - Eng. To Pipe		●26515
Hose - Lower - Pipe To Rad.; (2" I.D.)		24232
Hose - By Pass		≈<20661
		or ●25251
550SP		
Perkins 6-Cyl. 354 Diesel		
1990		
Belt - Chopper; W/Low Speed Corn Kit	842935M1	C51
Belt - Cleaner Fan - Std. Speed	227976M1	B54
Belt - Cleaner Fan & Countershaft	227457M1	C73
Belt - Countershaft - Reel	834139M1	C71
Belt - Grain Auger	227984M1	C144
Belt - Hyd. Pump	843737M1	6955
Belt - Hydro. Drive - Lower	834176M1	B74

Application	Mfr. No.	Part No.
MASSEY FERGUSON - Continued		
550SP - Continued		
Perkins 6-Cyl. 354 Diesel - Continued		
1990 - Continued		
Belt - Knife Wobble - Centered Chain Drive	834058M1	C84
Belt - Knife Wobble - Float Cutter Bar	833962M1	C115
Belt - Knife Wobble - Rigid Cutter Bar; W/Std.		
Speed	834190M1	C85
Belt - Pickup Drive	1047702M1	B122
Belt - Reel Drive; W/Fixed Speed Drive	834140M1	C144
Belt - Slinger	834332M1	B95
Belt - Tank Unloader	228813M3	C57
Belt - W.P., Fan & Alt.	268847M91	②▲9520HD
1989-1982		
Belt - Chopper; W/Low Speed Corn Kit	842935M1	C51
Belt - Cleaner Fan - Std. Speed	227976M1	B54
Belt - Cleaner Fan & Countershaft	227457M1	C73
Belt - Countershaft - Reel	834139M1	C71
Belt - Grain Auger	227984M1	C144
Belt - Hyd. Pump	843737M1	6955
Belt - Hydro. Drive - Lower	834176M1	B74
Belt - Knife Wobble - Centered Chain Drive	834058M1	C84
Belt - Knife Wobble - Float Cutter Bar	833962M1	C115
Belt - Knife Wobble - Rigid Cutter Bar	834190M1	C85
Belt - Pickup Drive	1047702M1	B122
Belt - Reel Drive; W/Fixed Speed Drive	834140M1	C144
Belt - Slinger	834332M1	B95
Belt - Tank Unloader	228813M3	C57
Belt - W.P., Fan & Alt.	268847M91	②▲9520HD
1981-1978		
Belt - Chopper; W/Low Speed Corn Kit	842935M1	C51
Belt - Cleaner Fan - Std. Speed	227976M1	B54
Belt - Cleaner Fan & Countershaft	227457M1	C73
Belt - Countershaft - Reel	834139M1	C71
Belt - Grain Auger	227984M1	C144
Belt - Hyd. Pump	843737M1	6955
Belt - Hydro. Drive - Lower	834176M1	B74
Belt - Knife Wobble - Centered Chain Drive	834058M1	C84
Belt - Knife Wobble - Float Cutter Bar	833962M1	C115
Belt - Knife Wobble - Rigid Cutter Bar	834190M1	C85
Belt - Pickup Drive	1047702M1	B122
Belt - Reel Drive; W/Fixed Speed Drive	834140M1	C144
Belt - Slinger	834332M1	B95
Belt - Tank Unloader	228813M3	C57
Belt - W.P., Fan & Alt.	532779M92	②7516
750SP		
Chevrolet V-8 350		
1984-1979		
Belt - A.C.; W/Frigidaire A.C. Compr.	529964M1	▲9430HD
Belt - Alt.	258627M91	②7565
Belt - Countershaft - Reel	834139M1	C71
Belt - Gov.	521398M91	7585
Belt - Grain Tank Unloader	833873M1	2/B75
Belt - Hyd. Pump; Ser. No. 169605386 & Before .	222882M2	B60
Belt - Hyd. Pump; Ser. No. 169605387 & After	842413M2	B56
Belt - Hydro. Reel Pump	842845M1	B78
Belt - Rad. Fan	274339M91	②A66
Belt - Reel Drive; W/Fixed Speed Drive	834140M1	C144
Belt - Return Elevator Drive	833854M2	B116
Belt - Shaker Shoe	273757M91	②B154
Belt - Shaker Shoe Countershaft Fan	281560M91	②B90
Belt - Straw Chopper - Rear	832906M1	C158
Belt - Straw Chopper Corn Kit	842935M1	C51
Belt - Straw Spreader	842110M1	B192
Belt - Wobble Box; W/15-24 Ft. Rigid Bar	834190M1	C85
1978		
Belt - A.C.; W/Frigidaire A.C. Compr.	843045M1	▲9451HD
Belt - Alt.	258627M91	②7565
Belt - Countershaft - Reel	834139M1	C71
Belt - Gov.	521398M91	7585
Belt - Grain Tank Unloader	833873M1	2/B75
Belt - Hyd. Pump; Ser. No. 169605386 & Before .	222882M2	B60

② Two Required.
● Vulco-Flex® Coolant Hose.

▲ Standard Belt May Also Be Available.
≈ Cut to Fit.

Belts and Coolant Hose for Combines Alphabetical

Application	Mfr. No.	Part No.
MASSEY FERGUSON - Continued		
750SP - Continued		
Chevrolet V-8 350 - Continued		
1978 - Continued		
Belt - Hyd. Pump; Ser. No. 169605387 & After	842413M2	B56
Belt - Hydro. Reel Pump	842845M1	B78
Belt - Rad. Fan	274339M91	②A66
Belt - Reel Drive; W/Fixed Speed Drive	834140M1	C144
Belt - Return Elevator Drive	833854M2	B116
Belt - Shaker Shoe	273757M91	②B154
Belt - Shaker Shoe Countershaft Fan; Ser. No. 15715 & Before	274015M91	②B89
Belt - Shaker Shoe Countershaft Fan; Ser. No. 15716 & After	281560M91	②B90
Belt - Straw Chopper Corn Kit	842935M1	C51
Belt - Straw Spreader	842110M1	B192
Belt - Wobble Box; W/15-24 Ft. Rigid Bar	834190M1	C85
1977		
Belt - A.C.; W/Frigidaire A.C. Compr.	843045M1	▲9451HD
Belt - Air Intake	216897M1	A70
Belt - Alt.	258627M91	②7565
Belt - Countershaft - Reel	834139M1	C71
Belt - Gov.	521398M91	7585
Belt - Grain Tank Unloader	833873M1	2/B75
Belt - Hyd. Pump; Ser. No. 169605386 & Before ..	222882M2	B60
Belt - Hyd. Pump; Ser. No. 169605387 & After	842413M2	B56
Belt - Hydro. Reel Pump	842845M1	B78
Belt - Rad. Fan	274339M91	②A66
Belt - Reel Drive; W/Fixed Speed Drive	834140M1	C144
Belt - Return Elevator Drive	833854M2	B116
Belt - Shaker Shoe	273757M91	②B154
Belt - Shaker Shoe Countershaft Fan	274015M91	②B89
Belt - Straw Chopper Corn Kit	842935M1	C51
Belt - Straw Spreader	842110M1	B192
Belt - Wobble Box; W/15-24 Ft. Rigid Bar	834190M1	C85
1976-1973		
Belt - Air Intake	216897M1	A70
Belt - Alt.	258627M91	②7565
Belt - Countershaft - Reel	834139M1	C71
Belt - Gov.	521398M91	7585
Belt - Grain Tank Unloader	833873M1	2/B75
Belt - Hyd. Pump; Ser. No. 169605386 & Before ..	222882M2	B60
Belt - Hyd. Pump; Ser. No. 169605387 & After	842413M2	B56
Belt - Hydro. Reel Pump	842845M1	B78
Belt - Rad. Fan	274339M91	②A66
Belt - Reel Drive; W/Fixed Speed Drive	834140M1	C144
Belt - Return Elevator Drive	833854M2	B116
Belt - Shaker Shoe	273757M91	②B154
Belt - Shaker Shoe Countershaft Fan	274015M91	②B89
Belt - Straw Chopper Corn Kit	842935M1	C51
Belt - Straw Spreader	842110M1	B192
Belt - Wobble Box; W/15-24 Ft. Rigid Bar	834190M1	C85
Perkins 6-Cyl. 354 Diesel		
1984-1979		
Belt - A.C.; W/Frigidaire A.C. Compr.	529964M1	▲9430HD
Belt - Alt.; Ser. No. 1696015715 & Before	273837M91	②7570
Belt - Alt.; Ser. No. 1696015716 Thru 1696016538	532779M92	②7520
Belt - Alt.; Ser. No. 1696016539 & After	844079M1	▲9520HD
Belt - Countershaft - Reel	834139M1	C71
Belt - Gov.	521398M91	7585
Belt - Grain Tank Unloader	833873M1	2/B75
Belt - Hyd. Pump; Ser. No. 169605386 & Before ..	222882M2	B60
Belt - Hyd. Pump; Ser. No. 169605387 & After	842413M2	B56
Belt - Hydro. Reel Pump	842845M1	B78
Belt - Rad. Fan	265522M92	②A67
Belt - Reel Drive; W/Fixed Speed Drive	834140M1	C144
Belt - Return Elevator Drive	833854M2	B116
Belt - Shaker Shoe	273757M91	②B154
Belt - Shaker Shoe Countershaft Fan	281560M91	②B90
Belt - Straw Chopper - Rear	832906M1	C158
Belt - Straw Chopper Corn Kit	842935M1	C51
Belt - Straw Spreader	842110M1	B192
Belt - Wobble Box; W/15-24 Ft. Rigid Bar	834190M1	C85

Application	Mfr. No.	Part No.
MASSEY FERGUSON - Continued		
750SP - Continued		
Perkins 6-Cyl. 354 Diesel - Continued		
1984-1979 - Continued		
Hose - Upper - Eng. To Pipe		≧20882
Hose - Upper - Pipe To Rad.; (2" I.D.)		24232
Hose - Lower - Eng. To Pipe		≧20611
Hose - Lower - Pipe To Rad.		≧20882
1978		
Belt - A.C.; W/Frigidaire A.C. Compr.	843045M1	▲9451HD
Belt - Alt.; Ser. No. 1696015715 & Before	273837M91	②7570
Belt - Alt.; Ser. No. 1696015716 Thru 1696016538	532779M92	②7520
Belt - Alt.; Ser. No. 1696016539 & After	844079M1	▲9520HD
Belt - Countershaft - Reel	834139M1	C71
Belt - Gov.	521398M91	7585
Belt - Grain Tank Unloader	833873M1	2/B75
Belt - Hyd. Pump; Ser. No. 169605386 & Before ..	222882M2	B60
Belt - Hyd. Pump; Ser. No. 169605387 & After	842413M2	B56
Belt - Hydro. Reel Pump	842845M1	B78
Belt - Rad. Fan	265522M92	②A67
Belt - Reel Drive; W/Fixed Speed Drive	834140M1	C144
Belt - Return Elevator Drive	833854M2	B116
Belt - Shaker Shoe	273757M91	②B154
Belt - Shaker Shoe Countershaft Fan; Ser. No. 15715 & Before	274015M91	②B89
Belt - Shaker Shoe Countershaft Fan; Ser. No. 15716 & After	281560M91	②B90
Belt - Straw Chopper Corn Kit	842935M1	C51
Belt - Straw Spreader	842110M1	B192
Belt - Wobble Box; W/15-24 Ft. Rigid Bar	834190M1	C85
Hose - Upper - Eng. To Pipe		≧20882
Hose - Upper - Pipe To Rad.; (2" I.D.)		24232
Hose - Lower - Eng. To Pipe		≧20611
Hose - Lower - Pipe To Rad.		≧20882
1977		
Belt - A.C.; W/Frigidaire A.C. Compr.	843045M1	▲9451HD
Belt - Air Intake	216897M1	A70
Belt - Alt.; Ser. No. 1696015715 & Before	273837M91	②7570
Belt - Alt.; Ser. No. 1696015716 Thru 1696016538	532779M92	②7520
Belt - Alt.; Ser. No. 1696016539 & After	844079M1	▲9520HD
Belt - Countershaft - Reel	834139M1	C71
Belt - Gov.	521398M91	7585
Belt - Grain Tank Unloader	833873M1	2/B75
Belt - Hyd. Pump; Ser. No. 169605386 & Before ..	222882M2	B60
Belt - Hyd. Pump; Ser. No. 169605387 & After	842413M2	B56
Belt - Hydro. Reel Pump	842845M1	B78
Belt - Rad. Fan	259047M91	②A65
Belt - Reel Drive; W/Fixed Speed Drive	834140M1	C144
Belt - Return Elevator Drive	833854M2	B116
Belt - Shaker Shoe	273757M91	②B154
Belt - Shaker Shoe Countershaft Fan	274015M91	②B89
Belt - Straw Chopper Corn Kit	842935M1	C51
Belt - Straw Spreader	842110M1	B192
Belt - Wobble Box; W/15-24 Ft. Rigid Bar	834190M1	C85
Hose - Upper - Eng. To Pipe		≧20882
Hose - Upper - Pipe To Rad.; (2" I.D.)		24232
Hose - Lower - Eng. To Pipe		≧20611
Hose - Lower - Pipe To Rad.		≧20882
1976-1973		
Belt - Air Intake	216897M1	A70
Belt - Alt.; Ser. No. 1696015715 & Before	273837M91	②7570
Belt - Alt.; Ser. No. 1696015716 Thru 1696016538	532779M92	②7520
Belt - Alt.; Ser. No. 1696016539 & After	844079M1	▲9520HD
Belt - Countershaft - Reel	834139M1	C71
Belt - Gov.	521398M91	7585
Belt - Grain Tank Unloader	833873M1	2/B75
Belt - Hyd. Pump; Ser. No. 169605386 & Before ..	222882M2	B60
Belt - Hyd. Pump; Ser. No. 169605387 & After	842413M2	B56
Belt - Hydro. Reel Pump	842845M1	B78
Belt - Rad. Fan	259047M91	②A65
Belt - Reel Drive; W/Fixed Speed Drive	834140M1	C144
Belt - Return Elevator Drive	833854M2	B116
Belt - Shaker Shoe	273757M91	②B154

② Two Required.
≧ Cut to Fit.

▲ Standard Belt May Also Be Available.

Belts and Coolant Hose for Combines Alphabetical

Application	Mfr. No.	Part No.
MASSEY FERGUSON - Continued		
750SP - Continued		
Perkins 6-Cyl. 354 Diesel - Continued		
1976-1973 - Continued		
Belt - Shaker Shoe Countershaft Fan	274015M91	ⓂB89
Belt - Straw Chopper Corn Kit	842935M1	C51
Belt - Straw Spreader	842110M1	B192
Belt - Wobble Box; W/15-24 Ft. Rigid Bar	834190M1	C85
Hose - Upper - Eng. To Pipe		⊃<20882
Hose - Upper - Pipe To Rad.; (2" I.D.)		24232
Hose - Lower - Eng. To Pipe		⊃<20611
Hose - Lower - Pipe To Rad.		⊃<20882
760SP		
Perkins 6-Cyl. 354 Diesel		
1983-1980		
Belt - A.C.; W/Frigidaire A.C. Compr.	529964M1	♣9430HD
Belt - Alt.	844079M1	♣9520HD
Belt - Countershaft - Reel	834139M1	C71
Belt - Grain Tank Unloader	833862M3	B88
Belt - Hyd. Pump	842413M1	B56
Belt - Hydro. Reel Pump	842845M1	B78
Belt - Rad. Fan	259047M91	ⓂA65
Belt - Reel Drive; W/Fixed Speed Drive	834140M1	C144
Belt - Return Elevator Drive	833854M2	B116
Belt - Shaker Shoe	273757M91	ⓂB154
Belt - Shaker Shoe Countershaft Fan	281560M91	ⓂB90
Belt - Straw Chopper - Rear	832906M1	C158
Belt - Straw Spreader	842110M1	B192
Belt - Straw Walker	833860M1	C210
Belt - Wobble Box; W/15-20 Ft. Floating Bar	843029M1	C90
Belt - Wobble Box; W/15-24 Ft. Rigid Bar	834190M1	C85
Belt - Wobble Box; W/20 Ft. Floating Bar	833962M1	C115
Belt - Wobble Box; W/30 Ft. Table	210774M1	C97
Hose - Upper - Eng. To Pipe		⊃<20206
Hose - Upper - Pipe To Rad.; (2" I.D.)		24232
Hose - Lower - Eng. To Pipe		⊃<20611
Hose - Lower - Pipe To Rad.		⊃<20420
		or ●26508
1979		
Belt - A.C.; W/Frigidaire A.C. Compr.	529964M1	♣9430HD
Belt - Alt.	844079M1	♣9520HD
Belt - Countershaft - Reel	834139M1	C71
Belt - Grain Tank Unloader	833862M3	B88
Belt - Hyd. Pump	842413M1	B56
Belt - Hydro. Reel Pump	842845M1	B78
Belt - Rad. Fan	259047M91	ⓂA65
Belt - Reel Drive; W/Fixed Speed Drive	834140M1	C144
Belt - Return Elevator Drive	833854M2	B116
Belt - Shaker Shoe	273757M91	ⓂB154
Belt - Shaker Shoe Countershaft Fan	281560M91	ⓂB90
Belt - Straw Chopper - Rear	832906M1	C158
Belt - Straw Spreader	842110M1	B192
Belt - Straw Walker	833860M1	C210
Belt - Wobble Box; W/13 Ft. Rigid Bar	834058M1	C84
Belt - Wobble Box; W/15-20 Ft. Floating Bar	843029M1	C90
Belt - Wobble Box; W/15-24 Ft. Rigid Bar	834190M1	C85
Belt - Wobble Box; W/20 Ft. Floating Bar	833962M1	C115
Belt - Wobble Box; W/30 Ft. Table	210774M1	C97
Hose - Upper - Eng. To Pipe		⊃<20206
Hose - Upper - Pipe To Rad.; (2" I.D.)		24232
Hose - Lower - Eng. To Pipe		⊃<20611
Hose - Lower - Pipe To Rad.		⊃<20420
		or ●26508
1978		
Belt - A.C.; W/Frigidaire A.C. Compr.	529964M1	♣9430HD
Belt - Air Intake	833867M1	A56
Belt - Alt.	273837M91	Ⓜ7570
Belt - Countershaft - Reel	834139M1	C71
Belt - Grain Tank Unloader	833862M3	B88
Belt - Hyd. Pump	842413M1	B56
Belt - Hydro. Reel Pump	842845M1	B78
Belt - Rad. Fan	259047M91	ⓂA65

Ⓜ Two Required.
♣ Standard Belt May Also Be Available.

Application	Mfr. No.	Part No.
MASSEY FERGUSON - Continued		
760SP - Continued		
Perkins 6-Cyl. 354 Diesel - Continued		
1978 - Continued		
Belt - Reel Drive; W/Fixed Speed Drive	834140M1	C144
Belt - Return Elevator Drive	833854M2	B116
Belt - Shaker Shoe	273757M91	ⓂB154
Belt - Shaker Shoe Countershaft Fan	274015M91	ⓂB89
Belt - Straw Chopper Corn Kit	842935M1	C51
Belt - Straw Spreader	842110M1	B192
Belt - Straw Walker	833860M1	C210
Belt - Wobble Box; W/13 Ft. Rigid Bar	834058M1	C84
Belt - Wobble Box; W/15-24 Ft. Rigid Bar	834190M1	C85
Hose - Upper - Eng. To Pipe		⊃<20206
Hose - Upper - Pipe To Rad.; (2" I.D.)		24232
Hose - Lower - Eng. To Pipe		⊃<20611
Hose - Lower - Pipe To Rad.		⊃<20420
		or ●26508
1977		
Belt - A.C.; W/Frigidaire A.C. Compr.	843045M1	♣9451HD
Belt - Air Intake	833867M1	A56
Belt - Alt.	273837M91	Ⓜ7570
Belt - Countershaft - Reel	834139M1	C71
Belt - Grain Tank Unloader	833862M3	B88
Belt - Hyd. Pump	842413M1	B56
Belt - Hydro. Reel Pump	842845M1	B78
Belt - Rad. Fan	274339M91	ⓂA66
Belt - Reel Drive; W/Fixed Speed Drive	834140M1	C144
Belt - Return Elevator Drive	833854M2	B116
Belt - Shaker Shoe	273757M91	ⓂB154
Belt - Shaker Shoe Countershaft Fan	274015M91	ⓂB89
Belt - Straw Chopper Corn Kit	842935M1	C51
Belt - Straw Spreader	842110M1	B192
Belt - Straw Walker	833860M1	C210
Belt - Wobble Box; W/13 Ft. Rigid Bar	834058M1	C84
Belt - Wobble Box; W/15-24 Ft. Rigid Bar	834190M1	C85
Hose - Upper - Eng. To Pipe		⊃<20206
Hose - Upper - Pipe To Rad.; (2" I.D.)		24232
Hose - Lower - Eng. To Pipe		⊃<20611
Hose - Lower - Pipe To Rad.		⊃<20420
		or ●26508
1976-1975		
Belt - Air Intake	833867M1	A56
Belt - Alt.	273837M91	Ⓜ7570
Belt - Countershaft - Reel	834139M1	C71
Belt - Grain Tank Unloader	833862M3	B88
Belt - Hyd. Pump	842413M1	B56
Belt - Hydro. Reel Pump	842845M1	B78
Belt - Rad. Fan	274339M91	ⓂA66
Belt - Reel Drive; W/Fixed Speed Drive	834140M1	C144
Belt - Return Elevator Drive	833854M2	B116
Belt - Shaker Shoe	273757M91	ⓂB154
Belt - Shaker Shoe Countershaft Fan	274015M91	ⓂB89
Belt - Straw Chopper Corn Kit	842935M1	C51
Belt - Straw Spreader	842110M1	B192
Belt - Straw Walker	833860M1	C210
Hose - Upper - Eng. To Pipe		⊃<20206
Hose - Upper - Pipe To Rad.; (2" I.D.)		24232
Hose - Lower - Eng. To Pipe		⊃<20611
Hose - Lower - Pipe To Rad.		⊃<20420
		or ●26508
1974-1973		
Belt - Air Intake	833867M1	A56
Belt - Alt.	273837M91	Ⓜ7570
Belt - Countershaft - Reel	834139M1	C71
Belt - Grain Tank Unloader	833862M3	B88
Belt - Hyd. Pump	222882M2	B60
Belt - Hydro. Reel Pump	842845M1	B78
Belt - Reel Drive; W/Fixed Speed Drive	834140M1	C144
Belt - Return Elevator Drive	833854M2	B116
Belt - Shaker Shoe	273757M91	ⓂB154
Belt - Shaker Shoe Countershaft Fan	274015M91	ⓂB89
Belt - Straw Chopper Corn Kit	842935M1	C51

⊃< Cut to Fit.
● Vulco-Flex® Coolant Hose.

Belts and Coolant Hose for Combines Alphabetical

Application	Mfr. No.	Part No.
MASSEY FERGUSON - Continued		
760SP - Continued		
Perkins 6-Cyl. 354 Diesel - Continued		
1974-1973 - Continued		
Belt - Straw Spreader	842110M1	B192
Belt - Straw Walker	833860M1	C210
Hose - Upper - Eng. To Pipe		✂️ 20206
Hose - Upper - Pipe To Rad.; (2" I.D.)		24232
Hose - Lower - Eng. To Pipe		✂️ 20611
Hose - Lower - Pipe To Rad.		✂️ 20420
	or	● 26508
1972-1971		
Belt - A.C.	842463M1	B48
Belt - Air Intake	833867M1	A56
Belt - Alt.	521398M91	② 7580
Belt - Countershaft - Reel	834139M1	C71
Belt - Grain Tank Unloader	833862M3	B88
Belt - Hyd. Pump	842464M2	TR28657
Belt - Hydro. Reel Pump	842845M1	B78
Belt - Rad. Fan - Left Side	833869M1	▲ 9550HD
Belt - Rad. Fan - Right Side	833870M1	▲ 9540HD
Belt - Reel Drive; W/Fixed Speed Drive	834140M1	C144
Belt - Return Elevator Drive	833854M2	B116
Belt - Shaker Shoe	273757M91	② B154
Belt - Shaker Shoe Countershaft Fan	274015M91	② B89
Belt - Straw Chopper Corn Kit	842935M1	C51
Belt - Straw Spreader	842110M1	B192
Belt - Straw Walker	833860M1	C210
Hose - Upper - Eng. To Pipe		✂️ 20206
Hose - Upper - Pipe To Rad.; (2" I.D.)		24232
Hose - Lower - Eng. To Pipe		✂️ 20611
Hose - Lower - Pipe To Rad.		✂️ 20420
	or	● 26508
Perkins V-8 540 Diesel		
1983-1982		
Belt - A.C.; W/Frigidaire A.C. Compr.	529964M1	▲ 9430HD
Belt - Alt.	3040950M91	② A56
Belt - Countershaft - Reel	834139M1	C71
Belt - Grain Tank Unloader	833862M3	B88
Belt - Hyd. Pump	842413M1	B56
Belt - Hydro. Reel Pump	842845M1	B78
Belt - Rad. Fan	259047M91	② A65
Belt - Reel Drive; W/Fixed Speed Drive	834140M1	C144
Belt - Return Elevator Drive	833854M2	B116
Belt - Shaker Shoe	273757M91	② B154
Belt - Shaker Shoe Countershaft Fan	281560M91	② B90
Belt - Straw Chopper - Rear	832906M1	C158
Belt - Straw Spreader	842110M1	B192
Belt - Straw Walker	833860M1	C210
Belt - Wobble Box; W/15-20 Ft. Floating Bar	843029M1	C90
Belt - Wobble Box; W/15-24 Ft. Rigid Bar	834190M1	C85
Belt - Wobble Box; W/20 Ft. Floating Bar	833962M1	C115
Belt - Wobble Box; W/30 Ft. Table	210774M1	C97
1981		
Belt - A.C.; W/Frigidaire A.C. Compr.	529964M1	▲ 9430HD
Belt - Alt.; Ser. No. 13172 & Before	844163M1	▲ 9600HD
Belt - Alt.; Ser. No. 13173 & After	3040950M91	② A56
Belt - Countershaft - Reel	834139M1	C71
Belt - Grain Tank Unloader	833862M3	B88
Belt - Hyd. Pump	842413M1	B56
Belt - Hydro. Reel Pump	842845M1	B78
Belt - Rad. Fan	259047M91	② A65
Belt - Reel Drive; W/Fixed Speed Drive	834140M1	C144
Belt - Return Elevator Drive	833854M2	B116
Belt - Shaker Shoe	273757M91	② B154
Belt - Shaker Shoe Countershaft Fan	281560M91	② B90
Belt - Straw Chopper - Rear	832906M1	C158
Belt - Straw Spreader	842110M1	B192
Belt - Straw Walker	833860M1	C210
Belt - Wobble Box; W/15-20 Ft. Floating Bar	843029M1	C90
Belt - Wobble Box; W/15-24 Ft. Rigid Bar	834190M1	C85
Belt - Wobble Box; W/20 Ft. Floating Bar	833962M1	C115
Belt - Wobble Box; W/30 Ft. Table	210774M1	C97

Application	Mfr. No.	Part No.
MASSEY FERGUSON - Continued		
760SP - Continued		
Perkins V-8 540 Diesel - Continued		
1980		
Belt - A.C.; W/Frigidaire A.C. Compr.	529964M1	▲ 9430HD
Belt - Alt.	844163M1	▲ 9600HD
Belt - Countershaft - Reel	834139M1	C71
Belt - Grain Tank Unloader	833862M3	B88
Belt - Hyd. Pump	842413M1	B56
Belt - Hydro. Reel Pump	842845M1	B78
Belt - Rad. Fan	259047M91	② A65
Belt - Reel Drive; W/Fixed Speed Drive	834140M1	C144
Belt - Return Elevator Drive	833854M2	B116
Belt - Shaker Shoe	273757M91	② B154
Belt - Shaker Shoe Countershaft Fan	281560M91	② B90
Belt - Straw Chopper - Rear	832906M1	C158
Belt - Straw Spreader	842110M1	B192
Belt - Straw Walker	833860M1	C210
Belt - Wobble Box; W/15-20 Ft. Floating Bar	843029M1	C90
Belt - Wobble Box; W/15-24 Ft. Rigid Bar	834190M1	C85
Belt - Wobble Box; W/20 Ft. Floating Bar	833962M1	C115
Belt - Wobble Box; W/30 Ft. Table	210774M1	C97
1979		
Belt - A.C.; W/Frigidaire A.C. Compr.	529964M1	▲ 9430HD
Belt - Alt.	844163M1	▲ 9600HD
Belt - Countershaft - Reel	834139M1	C71
Belt - Grain Tank Unloader	833862M3	B88
Belt - Hyd. Pump	842413M1	B56
Belt - Hydro. Reel Pump	842845M1	B78
Belt - Rad. Fan	259047M91	② A65
Belt - Reel Drive; W/Fixed Speed Drive	834140M1	C144
Belt - Return Elevator Drive	833854M2	B116
Belt - Shaker Shoe	273757M91	② B154
Belt - Shaker Shoe Countershaft Fan	281560M91	② B90
Belt - Straw Chopper - Rear	832906M1	C158
Belt - Straw Spreader	842110M1	B192
Belt - Straw Walker	833860M1	C210
Belt - Wobble Box; W/13 Ft. Rigid Bar	834058M1	C84
Belt - Wobble Box; W/15-20 Ft. Floating Bar	843029M1	C90
Belt - Wobble Box; W/15-24 Ft. Rigid Bar	834190M1	C85
Belt - Wobble Box; W/20 Ft. Floating Bar	833962M1	C115
Belt - Wobble Box; W/30 Ft. Table	210774M1	C97
1978		
Belt - A.C.; W/Frigidaire A.C. Compr.	529964M1	▲ 9430HD
Belt - Air Intake	833867M1	A56
Belt - Alt.	844163M1	▲ 9600HD
Belt - Countershaft - Reel	834139M1	C71
Belt - Grain Tank Unloader	833862M3	B88
Belt - Hyd. Pump	842413M1	B56
Belt - Hydro. Reel Pump	842845M1	B78
Belt - Rad. Fan	259047M91	② A65
Belt - Reel Drive; W/Fixed Speed Drive	834140M1	C144
Belt - Return Elevator Drive	833854M2	B116
Belt - Shaker Shoe	273757M91	② B154
Belt - Shaker Shoe Countershaft Fan	274015M91	② B89
Belt - Straw Chopper Corn Kit	842935M1	C51
Belt - Straw Spreader	842110M1	B192
Belt - Straw Walker	833860M1	C210
Belt - Wobble Box; W/13 Ft. Rigid Bar	834058M1	C84
Belt - Wobble Box; W/15-24 Ft. Rigid Bar	834190M1	C85
1977		
Belt - A.C.; W/Frigidaire A.C. Compr.	843045M1	▲ 9451HD
Belt - Air Intake	833867M1	A56
Belt - Alt.	844163M1	▲ 9600HD
Belt - Countershaft - Reel	834139M1	C71
Belt - Grain Tank Unloader	833862M3	B88
Belt - Hyd. Pump	842413M1	B56
Belt - Hydro. Reel Pump	842845M1	B78
Belt - Rad. Fan	274339M91	② A66
Belt - Reel Drive; W/Fixed Speed Drive	834140M1	C144
Belt - Return Elevator Drive	833854M2	B116
Belt - Shaker Shoe	273757M91	② B154
Belt - Shaker Shoe Countershaft Fan	274015M91	② B89

✂️ Cut to Fit.
② Two Required.

● Vulco-Flex® Coolant Hose.
▲ Standard Belt May Also Be Available.

Belts and Coolant Hose for Combines Alphabetical

Application	Mfr. No.	Part No.	Application	Mfr. No.	Part No.
MASSEY FERGUSON - Continued			MASSEY FERGUSON - Continued		
760SP - Continued			850 - Continued		
Perkins V-8 540 Diesel - Continued			Perkins 6-Cyl. 354 Diesel - Continued		
1977 - Continued			1990-1986 - Continued		
Belt - Straw Chopper Corn Kit	842935M1	C51	Belt - Rad. Fan	265522M91	Ⓜ A67
Belt - Straw Spreader	842110M1	B192	Belt - Reel Drive; W/Fixed Speed Drive	834140M1	C144
Belt - Straw Walker	833860M1	C210	Belt - Return Elevator Drive	833854M2	B116
Belt - Wobble Box; W/13 Ft. Rigid Bar	834058M1	C84	Belt - Shaker Shoe	273757M91	Ⓜ B154
Belt - Wobble Box; W/15-24 Ft. Rigid Bar	834190M1	C85	Belt - Shaker Shoe Countershaft Fan	281560M91	Ⓜ B90
1976-1975			Belt - Straw Chopper Corn Kit	842935M1	C51
Belt - Air Intake	833867M1	A56	Belt - Straw Spreader	842110M1	B192
Belt - Alt.	844163M1	♣ 9600HD	Belt - Straw Walker	833860M1	C210
Belt - Countershaft - Reel	834139M1	C71	1985		
Belt - Grain Tank Unloader	833862M3	B88	Belt - A.C.	1614371M1	♣ 9455HD
Belt - Hyd. Pump	842413M1	B56	Belt - Air Intake	844307M1	A75
Belt - Hydro. Reel Pump	842845M1	B78	Belt - Alt.	844079M1	♣ 9520HD
Belt - Rad. Fan	274339M91	Ⓜ A66	Belt - Countershaft - Reel	834139M1	C71
Belt - Reel Drive; W/Fixed Speed Drive	834140M1	C144	Belt - Grain Tank Unloader	833873M1	2/B75
Belt - Return Elevator Drive	833854M2	B116	Belt - Hyd. Pump	842413M2	B56
Belt - Shaker Shoe	273757M91	Ⓜ B154	Belt - Hydro. Reel Pump	842845M1	B78
Belt - Shaker Shoe Countershaft Fan	274015M91	Ⓜ B89	Belt - Oil Cooler Fan	844461M1	♣ 9375HD
Belt - Straw Chopper Corn Kit	842935M1	C51	Belt - Rad. Fan	265522M91	Ⓜ A67
Belt - Straw Spreader	842110M1	B192	Belt - Reel Drive; W/Fixed Speed Drive	834140M1	C144
Belt - Straw Walker	833860M1	C210	Belt - Return Elevator Drive	833854M2	B116
1974-1973			Belt - Shaker Shoe	273757M91	Ⓜ B154
Belt - Air Intake	833867M1	A56	Belt - Shaker Shoe Countershaft Fan	274015M91	Ⓜ B89
Belt - Alt.	844163M1	♣ 9600HD	Belt - Straw Chopper Corn Kit	842935M1	C51
Belt - Countershaft - Reel	834139M1	C71	Belt - Straw Spreader	842110M1	B192
Belt - Grain Tank Unloader	833862M3	B88	Belt - Straw Walker	833860M1	C210
Belt - Hyd. Pump	222882M2	B60	1972-1971		
Belt - Hydro. Reel Pump	842845M1	B78	Belt - A.C.	842463M1	B48
Belt - Reel Drive; W/Fixed Speed Drive	834140M1	C144	Belt - Air Intake	833867M1	A56
Belt - Return Elevator Drive	833854M2	B116	Belt - Alt.	844163M1	♣ 9600HD
Belt - Shaker Shoe	273757M91	Ⓜ B154	Belt - Countershaft - Reel	834139M1	C71
Belt - Shaker Shoe Countershaft Fan	274015M91	Ⓜ B89	Belt - Grain Tank Unloader	833862M3	B88
Belt - Straw Chopper Corn Kit	842935M1	C51	Belt - Hyd. Pump	842464M2	TR28657
Belt - Straw Spreader	842110M1	B192	Belt - Hydro. Reel Pump	842845M1	B78
Belt - Straw Walker	833860M1	C210	Belt - Rad. Fan - Left Side	833869M1	♣ 9550HD
1972-1971			Belt - Rad. Fan - Right Side	833870M1	♣ 9540HD
Belt - A.C.	842463M1	B48	Belt - Reel Drive; W/Fixed Speed Drive	834140M1	C144
Belt - Air Intake	833867M1	A56	Belt - Return Elevator Drive	833854M2	B116
Belt - Alt.	844163M1	♣ 9600HD	Belt - Shaker Shoe	273757M91	Ⓜ B154
Belt - Countershaft - Reel	834139M1	C71	Belt - Shaker Shoe Countershaft Fan	274015M91	Ⓜ B89
Belt - Grain Tank Unloader	833862M3	B88	Belt - Straw Chopper Corn Kit	842935M1	C51
Belt - Hyd. Pump	842464M2	TR28657	Belt - Straw Spreader	842110M1	B192
Belt - Hydro. Reel Pump	842845M1	B78	Belt - Straw Walker	833860M1	C210
Belt - Rad. Fan - Left Side	833869M1	♣ 9550HD	780		
Belt - Rad. Fan - Right Side	833870M1	♣ 9540HD	Chrysler 6-Cyl. 225		
Belt - Reel Drive; W/Fixed Speed Drive	834140M1	C144	1962-1953		
Belt - Return Elevator Drive	833854M2	B116	Belt - Fan	K194681	7417
Belt - Shaker Shoe	273757M91	Ⓜ B154	Belt - Gov.	K179511	7490
Belt - Shaker Shoe Countershaft Fan	274015M91	Ⓜ B89	850		
Belt - Straw Chopper Corn Kit	842935M1	C51	Perkins 6-Cyl. 354 Diesel		
Belt - Straw Spreader	842110M1	B192	1990-1986		
Belt - Straw Walker	833860M1	C210	Belt - A.C.	1614371M1	♣ 9455HD
780			Belt - Air Intake	844307M1	A75
Chrysler 6-Cyl. 225			Belt - Alt.	844079M1	♣ 9520HD
1962-1953			Belt - Countershaft - Reel	834139M1	C71
Belt - Fan	K194681	7417	Belt - Grain Tank Unloader	833873M1	2/B75
Belt - Gov.	K179511	7490	Belt - Hyd. Pump	842413M2	B56
850			Belt - Hydro. Reel Pump - Straw Chopper	842845M1	B78
Perkins 6-Cyl. 354 Diesel			Belt - Oil Cooler Fan	844461M1	♣ 9375HD
1990-1986			Belt - Rad. Fan	265522M91	Ⓜ A67
Belt - A.C.	1614371M1	♣ 9455HD	Belt - Reel Drive; W/Fixed Speed Drive	834140M1	C144
Belt - Air Intake	844307M1	A75	Belt - Return Elevator Drive	833854M2	B116
Belt - Alt.	844079M1	♣ 9520HD	Belt - Shaker Shoe	273757M91	Ⓜ B154
Belt - Countershaft - Reel	834139M1	C71	Belt - Shaker Shoe Countershaft Fan	281560M91	Ⓜ B90
Belt - Grain Tank Unloader	833873M1	2/B75	Belt - Straw Chopper Corn Kit	842935M1	C51
Belt - Hyd. Pump	842413M2	B56	Belt - Straw Spreader	842110M1	B192
Belt - Hydro. Reel Pump - Straw Chopper	842845M1	B78	Belt - Wobble Box; W/15-20 Ft. Floating Bar	833962M1	C115
Belt - Oil Cooler Fan	844461M1	♣ 9375HD	Belt - Wobble Box; W/15-24 Ft. Rigid Bar	834190M1	C85
Belt - Rad. Fan	265522M91	Ⓜ A67	Belt - Wobble Box; W/22 Ft. Floating Cutter Bar ..	227455M1	C126
Belt - Reel Drive; W/Fixed Speed Drive	834140M1	C144	Belt - Wobble Box; W/22, 24 Ft. Rigid Cutter Bar ..	210774M1	C97
Belt - Return Elevator Drive	833854M2	B116	Hose - Lower - Pipe To Rad.; (2 1/4" I.D.)		24236
Belt - Shaker Shoe	273757M91	Ⓜ B154	1982-1981		
Belt - Shaker Shoe Countershaft Fan	281560M91	Ⓜ B90	Belt - A.C.	529964M1	♣ 9430HD
Belt - Straw Chopper Corn Kit	842935M1	C51	Belt - Air Intake	844307M1	A75
Belt - Straw Spreader	842110M1	B192	Belt - Alt.	844079M1	♣ 9520HD
Belt - Straw Walker	833860M1	C210	Belt - Countershaft - Reel	834139M1	C71
♣ Standard Belt May Also Be Available.			Belt - Grain Tank Unloader	833873M1	2/B75
			Belt - Hyd. Pump	842413M2	B56
			Belt - Hydro. Reel Pump - Straw Chopper	842845M1	B78
			Belt - Oil Cooler Fan	844461M1	♣ 9375HD
			Belt - Rad. Fan	265522M91	Ⓜ A67
			Belt - Reel Drive; W/Fixed Speed Drive	834140M1	C144
			Belt - Return Elevator Drive	833854M2	B116
			Belt - Shaker Shoe	273757M91	Ⓜ B154
			Belt - Shaker Shoe Countershaft Fan	281560M91	Ⓜ B90
			Belt - Straw Chopper Corn Kit	842935M1	C51
			Belt - Straw Spreader	842110M1	B192
			Belt - Straw Walker	833860M1	C210
			Ⓜ Two Required.		

Belts and Coolant Hose for Combines Alphabetical

Application	Mfr. No.	Part No.
MASSEY FERGUSON - Continued		
850 - Continued		
Perkins 6-Cyl. 354 Diesel - Continued		
1982-1981 - Continued		
Belt - Straw Spreader	842110M1	B192
Belt - Wobble Box; W/15-20 Ft. Floating Bar	833962M1	C115
Belt - Wobble Box; W/15-24 Ft. Rigid Bar	834190M1	C85
Belt - Wobble Box; W/22 Ft. Floating Cutter Bar ..	227455M1	C126
Belt - Wobble Box; W/22, 24 Ft. Rigid Cutter Bar ..	210774M1	C97
Hose - Lower - Pipe To Rad.; (2 1/4" I.D.)		24236
860		
Perkins 6-Cyl. 354 Diesel		
1990		
Belt - A.C.; W/Frigidaire A.C. Compr.	529964M1	▲9430HD
Belt - Alt.	844079M1	▲9520HD
Belt - Countershaft - Reel	834139M1	C71
Belt - Countershaft To Rotary Screen	844306M1	A53
Belt - Grain Tank Unloader	833862M3	B88
Belt - Hyd. Pump	842413M2	B56
Belt - Hydro. Reel Pump - Straw Chopper	842845M1	B78
Belt - Oil Cooler Fan	3040966M1	▲9395HD
Belt - Rad. Fan	284633M91	②A64
Belt - Reel Drive	834140M1	C144
Belt - Return Elevator Drive	833854M2	B116
Belt - Rotary Screen Countershaft To Beater	833867M1	A56
Belt - Shaker Shoe	273757M91	②B154
Belt - Shaker Shoe Countershaft Fan	281560M91	②B90
Belt - Straw Spreader	842110M1	B192
Belt - Wobble Box; W/15-20 Ft. Floating Bar	833962M1	C115
Belt - Wobble Box; W/15-24 Ft. Rigid Bar	834190M1	C85
Belt - Wobble Box; W/22, 24 Ft. Rigid Cutter Bar ..	210774M1	C97
1989-1983		
Belt - A.C.; W/Frigidaire A.C. Compr.	529964M1	▲9430HD
Belt - Alt.	844079M1	▲9520HD
Belt - Countershaft - Reel	834139M1	C71
Belt - Countershaft To Rotary Screen	844306M1	A53
Belt - Grain Tank Unloader	833862M3	B88
Belt - Hyd. Pump	842413M2	B56
Belt - Hydro. Reel Pump	842845M1	B78
Belt - Oil Cooler Fan	3040966M1	▲9395HD
Belt - Rad. Fan	284633M91	②A64
Belt - Reel Drive	834140M1	C144
Belt - Return Elevator Drive	833854M2	B116
Belt - Rotary Screen Countershaft To Beater	833867M1	A56
Belt - Shaker Shoe	273757M91	②B154
Belt - Shaker Shoe Countershaft Fan	281560M91	②B90
Belt - Straw Spreader	842110M1	B192
Belt - Wobble Box; W/15-20 Ft. Floating Bar	833962M1	C115
Belt - Wobble Box; W/15-24 Ft. Rigid Bar	834190M1	C85
Belt - Wobble Box; W/22, 24 Ft. Rigid Cutter Bar ..	210774M1	C97
1982-1981		
Belt - A.C.; W/Frigidaire A.C. Compr.	529964M1	▲9430HD
Belt - Alt.	844079M1	▲9520HD
Belt - Countershaft - Reel	834139M1	C71
Belt - Countershaft To Rotary Screen	844306M1	A53
Belt - Grain Tank Unloader	833862M3	B88
Belt - Hyd. Pump	842413M2	B56
Belt - Hydro. Reel Pump	842845M1	B78
Belt - Oil Cooler Fan	3040966M1	▲9395HD
Belt - Rad. Fan	259047M91	②A65
Belt - Reel Drive	834140M1	C144
Belt - Return Elevator Drive	833854M2	B116
Belt - Rotary Screen Countershaft To Beater	833867M1	A56
Belt - Shaker Shoe	273757M91	②B154
Belt - Shaker Shoe Countershaft Fan	281560M91	②B90
Belt - Straw Spreader	842110M1	B192
Belt - Wobble Box; W/15-20 Ft. Floating Bar	833962M1	C115
Belt - Wobble Box; W/15-24 Ft. Rigid Bar	834190M1	C85
Belt - Wobble Box; W/22, 24 Ft. Rigid Cutter Bar ..	210774M1	C97
Perkins V-8 540 Diesel		
1990		
Belt - A.C.; W/Frigidaire A.C. Compr.	529964M1	▲9430HD

Application	Mfr. No.	Part No.
MASSEY FERGUSON - Continued		
860 - Continued		
Perkins V-8 540 Diesel - Continued		
1990 - Continued		
Belt - Alt. & W.P.	844163M1	▲9600HD
Belt - Countershaft - Reel	834139M1	C71
Belt - Countershaft To Rotary Screen	844306M1	A53
Belt - Grain Tank Unloader	833862M3	B88
Belt - Hyd. Pump	842413M2	B56
Belt - Hydro. Reel Pump - Straw Chopper	842845M1	B78
Belt - Oil Cooler Fan	3040966M1	▲9395HD
Belt - Rad. Fan	284633M91	②A64
Belt - Reel Drive	834140M1	C144
Belt - Return Elevator Drive	833854M2	B116
Belt - Rotary Screen Countershaft To Beater	833867M1	A56
Belt - Shaker Shoe	273757M91	②B154
Belt - Shaker Shoe Countershaft Fan	281560M91	②B90
Belt - Straw Spreader	842110M1	B192
Belt - Wobble Box; W/15-20 Ft. Floating Bar	833962M1	C115
Belt - Wobble Box; W/15-24 Ft. Rigid Bar	834190M1	C85
Belt - Wobble Box; W/22, 24 Ft. Rigid Cutter Bar ..	210774M1	C97
1989-1983		
Belt - A.C.; W/Frigidaire A.C. Compr.	529964M1	▲9430HD
Belt - Alt. & W.P.	844163M1	▲9600HD
Belt - Countershaft - Reel	834139M1	C71
Belt - Countershaft To Rotary Screen	844306M1	A53
Belt - Grain Tank Unloader	833862M3	B88
Belt - Hyd. Pump	842413M2	B56
Belt - Hydro. Reel Pump	842845M1	B78
Belt - Oil Cooler Fan	3040966M1	▲9395HD
Belt - Rad. Fan	284633M91	②A64
Belt - Reel Drive	834140M1	C144
Belt - Return Elevator Drive	833854M2	B116
Belt - Rotary Screen Countershaft To Beater	833867M1	A56
Belt - Shaker Shoe	273757M91	②B154
Belt - Shaker Shoe Countershaft Fan	281560M91	②B90
Belt - Straw Spreader	842110M1	B192
Belt - Wobble Box; W/15-20 Ft. Floating Bar	833962M1	C115
Belt - Wobble Box; W/15-24 Ft. Rigid Bar	834190M1	C85
Belt - Wobble Box; W/22, 24 Ft. Rigid Cutter Bar ..	210774M1	C97
1982-1981		
Belt - A.C.; W/Frigidaire A.C. Compr.	529964M1	▲9430HD
Belt - Alt. & W.P.	844163M1	▲9600HD
Belt - Countershaft - Reel	834139M1	C71
Belt - Countershaft To Rotary Screen	844306M1	A53
Belt - Grain Tank Unloader	833862M3	B88
Belt - Hyd. Pump	842413M2	B56
Belt - Hydro. Reel Pump	842845M1	B78
Belt - Oil Cooler Fan	3040966M1	▲9395HD
Belt - Rad. Fan	259047M91	②A65
Belt - Reel Drive	834140M1	C144
Belt - Return Elevator Drive	833854M2	B116
Belt - Rotary Screen Countershaft To Beater	833867M1	A56
Belt - Shaker Shoe	273757M91	②B154
Belt - Shaker Shoe Countershaft Fan	281560M91	②B90
Belt - Straw Spreader	842110M1	B192
Belt - Wobble Box; W/15-20 Ft. Floating Bar	833962M1	C115
Belt - Wobble Box; W/15-24 Ft. Rigid Bar	834190M1	C85
Belt - Wobble Box; W/22, 24 Ft. Rigid Cutter Bar ..	210774M1	C97
8560		
Cummins 6-Cyl. 5.9 L Diesel		
1990-1986		
Belt - A.C.	525906M1	▲9480HD
Belt - Chopper J.S.	227455M1	C126
Belt - Grain Elevator	227455M1	C126
Belt - Spreader J.S.	227455M1	C126
8570		
Cummins 6-Cyl. 8.3 L Diesel		
1997-1990		
Belt - A.C.	531603M1	▲9510HD
Belt - Grain Elevator	227455M1	C126

▲ Standard Belt May Also Be Available.

② Two Required.

Belts and Coolant Hose for Combines Alphabetical

Application	Mfr. No.	Part No.	Application	Mfr. No.	Part No.
MASSEY FERGUSON - Continued			MASSEY FERGUSON - Continued		
8570 - Continued			9790 - Continued		
Cummins 6-Cyl. 8.3 L Diesel - Continued			Sisu 6-Cyl. 513 Diesel - Continued		
1997-1990 - Continued			2008-2007 - Continued		
Belt - Spreader J.S.	227455M1	C126	Belt - Rotary Screen	71396754	A68
8590			9895		
Perkins V-8 640 Diesel			Caterpillar C13 Diesel		
1990			2009-2007		
Belt - Alt.; <under research>	137591M1	7460	Belt - Rotary Screen	71396754	A68
Belt - Alt.; W/49 3/8" Belt O.C.	186976M1	♣9490HD	Super 92		
Belt - Rotary Screen	514891M1	AX80	Continental 4-Cyl. 242		
Belt - Thresher Declutch Drive	2404170W1	B100	1963-1960		
1989-1985			Belt - Fan		
Belt - Alt.; W/49 3/8" Belt O.C.	186976M1	♣9490HD	Belt - Hyd. Pump	220773M1	B94
Belt - Rotary Screen	514891M1	AX80	Belt - W.P. & Gen.	210716M1	B57
Belt - Thresher Declutch Drive	2404170W1	B100	Hose - Upper; Ser. No. 157118 & Before	1506373M1	TR24489
8780			Hose - Lower; Ser. No. 157118 & Before		
Cummins 6-Cyl. 8.3 L Diesel			♣20206		
1997			♣20065		
Belt - Chopper	71388712	C120	Perkins 4-Cyl. 302 Diesel		
Belt - Fan & A.C.	531603M1	♣9510HD	1963-1960		
Belt - Grain Elevator	227455M1	C126	Belt - Hyd. Pump		
Belt - Spreader J.S.	227455M1	C126	Belt - W.P. & Gen.		
9690			182976M1		
Cummins 6-Cyl. 8.3 L Diesel			1852966M1		
2008-2006			MASSEY HARRIS		
Belt - Beater Drive	71386352	B173	27; 27SP		
2005			Chrysler 6-Cyl. 225		
Belt - Beater Drive	71386352	B173	1952-1949		
Belt - Chopper - Rear	71388712	C210	Belt - Fan		
2004-2003			GK5105		
Belt - Grain Elevator	227455M1	C126	60SP		
Belt - Beater Drive	71386352	B173	Chrysler 6-Cyl. 225		
Belt - Chopper - Rear	71388712	C210	1955-1953		
Sisu 6-Cyl. 513 Diesel			Belt - Fan; Ser. No. 250299 & Before		
2008-2007			203052M1		
Belt - Beater Drive	71386352	B173	Belt - Fan; Ser. No. 250300 & After		
9720			213850M1		
Perkins V-8 640 Diesel			Belt - Hyd. Pump; Ser. No. 251094 & Before		
1993-1987			210716M1		
Belt - Alt.; W/43 1/8" Belt O.C.	2403270W1	7425	Belt - Hyd. Pump; Ser. No. 251095 & After		
Belt - Alt.; W/49 3/8" Belt O.C.	186976M1	♣9490HD	210810M1		
Belt - Rotary Screen	514891M1	AX80	Belt - W.P. & Gen.		
Belt - Thresher Declutch Drive	2404170W1	B100	1506373M1		
9790			80SP		
Cummins 6-Cyl. 8.9 L Diesel			Chrysler 6-Cyl. 225		
2008-2006			1955-1953		
Belt - Spreader J.S.	227455M1	C126	Belt - Fan; Ser. No. 208479 & After		
Belt - A.C.	71148120	♣9510HD	213850M1		
Belt - Rotary Screen	71396754	A68	Belt - Gov.		
2005			211740M2		
Belt - Chopper - Rear	71388712	C210	Belt - Hyd. Pump; W/Bendix Pump		
Belt - Spreader J.S.	227455M1	C126	210716M1		
Belt - A.C.	71148120	♣9510HD	Belt - Hyd. Pump; W/Pesco Pump		
Belt - Rotary Screen	71396754	A68	210810M1		
2004-2003			Belt - W.P. & Gen.		
Belt - Grain Elevator	227455M1	C126	1506373M1		
Belt - Chopper - Rear	71388712	C210	82SP		
Belt - Spreader J.S.	227455M1	C126	Chrysler 6-Cyl. 225		
Belt - A.C.	71148120	♣9510HD	1958		
Belt - Rotary Screen	71396754	A68	Belt - Fan		
Sisu 6-Cyl. 513 Diesel			213850M1		
2008-2007			Belt - Gov.		
Belt - Spreader J.S.	227455M1	C126	211740M1		
Belt - A.C.	71148120	♣9510HD	Belt - Hyd. Pump		
♣ Standard Belt May Also Be Available.			210810M1		
			Belt - W.P. & Gen.		
			213850M1		
			90SP		
			Chrysler 6-Cyl. 225		
			1955-1953		
			Belt - Fan; Ser. No. 133149 & After		
			213850M1		
			Belt - Gov.		
			211740M2		
			Belt - Hyd. Pump; W/Bendix Pump		
			210716M1		
			Belt - Hyd. Pump; W/Pesco Pump		
			210810M1		
			Belt - W.P. & Gen.		
			1506373M1		
			TR24489		

Agricultural Equipment

♣ Standard Belt May Also Be Available.

≡ Cut to Fit.

Belts and Coolant Hose for Combines Alphabetical

Application	Mfr. No.	Part No.	Application	Mfr. No.	Part No.
MINNEAPOLIS-MOLINE			MINNEAPOLIS-MOLINE - Continued		
570 Customatic SP			7800SP - Continued		
Continental 6-Cyl. 226			Chrysler V-8 400 Diesel - Continued		
1963-1959			1974-1972 - Continued		
Belt - Fan & Gen.	835S	TR20451	Belt - W.P. & Alt.	311558900	7465
2890SP			S		
Chrysler 6-Cyl. 251			Continental 6-Cyl. 226		
1971-1964			1954-1953		
Belt - Fan & Gen.		TR24489	Belt - Fan & Gen.	835S	TR20451
Belt - Gov.		TR22322	SP168		
Hose - Upper		●26521	Continental 6-Cyl. 226		
Hose - Lower		●26612	1960-1954		
7600SP			Belt - Fan & Gen.		
Chrysler V-8 318			835S		
1974-1972			TR20451		
Belt - Air Compr.	311607690	▲9630HD	SPR168		
Belt - Cleaner Fan	W9811480	B110	Continental 6-Cyl. 226		
Belt - Crop Chopper - Front	W7532730	C90	1959-1955		
Belt - Crop Chopper - Intermediate	W7532740	C112	Belt - Fan & Gen.		
Belt - Fan & Alt.	W9811873	7525	835S		
Belt - Hydro. Charge Pump	311567430	7665	TR20451		
Belt - Hydro. Drive	W9811840	2/B162	SR		
Belt - Leveling Auger	311563120	B144	Continental 6-Cyl. 226		
Belt - Propulsion	W9811830	3/B81	1953-1952		
Belt - Return Elevator Drive	W9811490	B64	Belt - Fan & Gen.		
Belt - Straw Spreader	311568370	B210	835S		
Belt - Straw Walker	W9811710	B150	TR20451		
Belt - Unloader Countershaft	W9811420	2/B64	NEW HOLLAND		
Chrysler V-8 318 Diesel			885		
1974-1972			Ford 6-Cyl. 300		
Belt - Air Compr.	311607690	▲9630HD	1969		
Belt - Cleaner Fan	W9811480	B110	Belt - Fan		
Belt - Crop Chopper - Front	W7532730	C90	Belt - W.P. & Alt.		
Belt - Crop Chopper - Intermediate	W7532740	C112	Belt - W.P. & Hyd. Pump		
Belt - Fan & Alt.	W9811873	7525	Hose - Upper		
Belt - Hydro. Charge Pump	311567430	7665	or		
Belt - Hydro. Drive	W9811840	2/B162	Hose - Lower - Eng. To Pipe		
Belt - Leveling Auger	311563120	B144	Hose - Lower - Pipe To Rad.; (1 3/4" I.D.)		
Belt - Propulsion	W9811830	3/B81	24228		
Belt - Return Elevator Drive	W9811490	B64	975		
Belt - Straw Spreader	311568370	B210	Ford 6-Cyl. 240		
Belt - Straw Walker	W9811710	B150	1974-1967		
Belt - Unloader Countershaft	W9811420	2/B64	Belt - Fan		
7800SP			Belt - W.P. & Alt.		
Chrysler V-8 400			Belt - W.P. & Hyd. Pump		
1974-1972			Hose - Upper		
Belt - Air Compr.	311607690	▲9630HD	or		
Belt - Cleaner Fan	W9811480	B110	Hose - Lower - Eng. To Pipe		
Belt - Crop Chopper - Front	W7532730	C90	Hose - Lower - Pipe To Rad.; (1 3/4" I.D.)		
Belt - Crop Chopper - Intermediate	W7532740	C112	24228		
Belt - Hydro. Charge Pump	311567430	7665	980		
Belt - Propulsion	W9811830	3/B81	Ford 6-Cyl. 240		
Belt - Rad. Fan	311558890	②7495	1967-1966		
Belt - Return Elevator Drive	W9811490	B64	Belt - Fan		
Belt - Straw Walker	W9811710	B150	Belt - Gov.		
Belt - Unloader Countershaft	311558170	2/B61	Belt - W.P. & Alt.		
Belt - W.P. & Alt.	311558900	7465	Hose - Upper		
Chrysler V-8 400 Diesel			Hose - Lower; (1 3/4" I.D.)		
1974-1972			24228		
Belt - Air Compr.	311607690	▲9630HD	985		
Belt - Cleaner Fan	W9811480	B110	Ford 6-Cyl. 380 Diesel		
Belt - Crop Chopper - Front	W7532730	C90	1973-1968		
Belt - Crop Chopper - Intermediate	W7532740	C112	Belt - Fan & Alt.		
Belt - Hydro. Charge Pump	311567430	7665	Belt - Hyd. Pump		
Belt - Propulsion	W9811830	3/B81	230043		
Belt - Rad. Fan	311558890	②7495	B55		
Belt - Return Elevator Drive	W9811490	B64	Ford V-8 391		
Belt - Straw Walker	W9811710	B150	1973-1968		
Belt - Unloader Countershaft	311558170	2/B61	Belt - Fan & Alt.		
7800SP			Belt - Hyd. Pump		
Chrysler V-8 400 Diesel			230043		
1974-1972			B55		
Belt - Air Compr.	311607690	▲9630HD	Ford V-8 391		
Belt - Cleaner Fan	W9811480	B110	1973-1968		
Belt - Crop Chopper - Front	W7532730	C90	Belt - Fan & Alt.		
Belt - Crop Chopper - Intermediate	W7532740	C112	Belt - Hyd. Pump		
Belt - Hydro. Charge Pump	311567430	7665	230043		
Belt - Propulsion	W9811830	3/B81	B55		
Belt - Rad. Fan	311558890	②7495	Ford V-8 391		
Belt - Return Elevator Drive	W9811490	B64	1973-1968		
Belt - Straw Walker	W9811710	B150	Belt - Fan & Alt.		
Belt - Unloader Countershaft	311558170	2/B61	Belt - Hyd. Pump		

● Vulco-Flex® Coolant Hose.
 ② Two Required.

▲ Standard Belt May Also Be Available.
 < Cut to Fit.

Belts and Coolant Hose for Combines Alphabetical

Application	Mfr. No.	Part No.
NEW HOLLAND - Continued		
1400		
Ford 6-Cyl. 300		
1980-1974		
Belt - Alt. & W.P.	500599	▲9412HD
Belt - Eng. Fan	500595	▲9412HD
Belt - Fan; W/Variable Speed Drive	247782	C106
Belt - Fan & Alt.	500597	▲9470HD
Belt - Gov.	500598	7450
Belt - Hyd. Pump	335258	②B55
Belt - Rotary Screen	354338	A33
Belt - Tailings Elevator	323413	C75
Hose - Upper		≈20046
		or ●26502
Hose - Lower - Eng. To Pipe		●26501
Hose - Lower - Pipe To Rad.; (1 3/4" I.D.)		24228
Ford 6-Cyl. 380 Diesel		
1980-1974		
Belt - Alt. & W.P.	500599	▲9412HD
Belt - Eng. Fan	500595	▲9412HD
Belt - Fan; W/Variable Speed Drive	247782	C106
Belt - Fan & Alt.	500597	▲9470HD
Belt - Hyd. Pump	335258	②B55
Belt - Rotary Screen	354338	A33
Belt - Tailings Elevator	323413	C75
Hose - Upper		20046
		or ●26501
Hose - Lower - Eng. To Cooler		20357
Hose - Lower - Pipe To Rad.		●26501
1500		
Caterpillar V-8 573 Diesel		
1980-1973		
Belt - Fan; W/Variable Speed Drive	247782	C106
Belt - Gov.	500602	7490
Belt - Hyd. Pump	335258	②B55
Belt - Rotary Screen	354338	A33
Belt - Tailings Elevator	323413	C75
Ford V-8 391		
1980-1973		
Belt - Fan; W/Variable Speed Drive	247782	C106
Belt - Fan & Alt.	500597	▲9470HD
Belt - Gov.	500602	7490
Belt - Hyd. Pump	335258	②B55
Belt - Rotary Screen	354338	A33
Belt - Tailings Elevator	323413	C75
CR920		
New Holland 6-Cyl. 7.5 L Diesel		
2004-2002		
Belt - Air Compressor Blow-Off System	84061465	▲9605HD
Belt - Rotary Screen Drive Shaft; W/High Speed .	87323050	②▲9690HD
CR940		
New Holland 6-Cyl. 7.5 L Diesel		
2006-2002		
Belt - Air Compressor Blow-Off System	84061465	▲9605HD
Belt - Rotary Screen Drive Shaft; W/High Speed .	87323050	②▲9690HD
CR960		
New Holland 6-Cyl. 7.8 L Diesel		
2006-2002		
Belt - Rotary Screen Drive Shaft; W/High Speed .	87323050	②▲9690HD
CR970		
New Holland 6-Cyl. 10.3 L Diesel		
2006-2002		
Belt - Rotary Screen Drive Shaft; W/High Speed .	87323050	②▲9690HD

▲ Standard Belt May Also Be Available.
≈ Cut to Fit.

Application	Mfr. No.	Part No.
NEW HOLLAND - Continued		
CR9040; CR9060		
New Holland 6-Cyl. 9.0 L Diesel		
2009-2007		
Belt - Rotary Screen Drive Shaft; W/High Speed .	87323050	②▲9690HD
CR9070		
New Holland 6-Cyl. 10.3 L Diesel		
2009-2007		
Belt - Rotary Screen Drive Shaft; W/High Speed .	87323050	②▲9690HD
CX840		
New Holland 6-Cyl. 7.5 L Diesel		
2001		
Belt - Air Compressor Blow-Off System	84061465	▲9605HD
TR70		
Caterpillar 3208 Diesel		
1980-1979		
Belt - A.C.		▲9530HD
Belt - Clean Grain Elevator	264557	C92
Belt - Fan & Alt.; W/Delco Alt.	703747	②▲9555HD
Belt - Fan & Alt.; W/Motorola Alt.	626654	▲9510HD
Belt - Header	254084	D162
Belt - Hyd. Pump	246980	②B65
Belt - Rotary Screen	248332	A33
Belt - Rotary Screen Drive Shaft	696719	A69
Belt - Straw Spreader	246771	B195
Belt - Unloader Auger	246727	C106
	247782	
1978-1975		
Belt - A.C.	264557	▲9530HD
Belt - Clean Grain Elevator	703747	C92
Belt - Fan & Alt.; W/Delco Alt.	626654	▲9555HD
Belt - Fan & Alt.; W/Motorola Alt.	254084	▲9510HD
Belt - Header	246980	D162
Belt - Hyd. Pump	248332	②B65
Belt - Rotary Screen	696719	A33
Belt - Rotary Screen Drive Shaft	246771	A69
Belt - Straw Spreader	246727	B195
Belt - Unloader Auger	247782	C106
Ford 6-Cyl. 363 Diesel		
1980-1975		
Belt - A.C.	577240	▲9545HD
Belt - Clean Grain Elevator	703747	C92
Belt - Fan & Alt.	576774	▲9470HD
Belt - Header	246980	D162
Belt - Hyd. Pump	576772	②B67
Belt - Rotary Screen	696719	A33
Belt - Rotary Screen Drive Shaft	246771	A69
Belt - Straw Spreader	246727	B195
Belt - Unloader Auger	247782	C106
Hose - Upper		●26511
Ford V-8 361		
1980-1975		
Belt - A.C.	264557	▲9530HD
Belt - Clean Grain Elevator	703747	C92
Belt - Fan & Alt.	86514610	②▲9465HD
Belt - Gov.	266209	▲9510HD
Belt - Header	246980	D162
Belt - Hyd. Pump	248332	②B65
Belt - Rotary Screen	696719	A33
Belt - Rotary Screen Drive Shaft	246771	A69
Belt - Straw Spreader	246727	B195
Belt - Unloader Auger	247782	C106
TR75		
Caterpillar 3208 Diesel		
1985-1984		
Belt - A.C.; W/48 3/8" Belt O.C.	259346	▲9480HD
Belt - Alt.	626654	②▲9555HD
Belt - Chopper Beater	246727	B195

② Two Required.
● Vulco-Flex® Coolant Hose.

Belts and Coolant Hose for Combines Alphabetical

Application	Mfr. No.	Part No.
NEW HOLLAND - Continued		
TR75 - Continued		
Caterpillar 3208 Diesel - Continued		
1985-1984 - Continued		
Belt - Clean Grain Elevator	703747	C92
Belt - Eng. Fan	647901	② 7508
Belt - Feeder House; W/Fixed Speed Drive	621367	C115
Belt - Hyd. Pump	248332	② B65
Belt - Rotary Screen - Lower; W/66" Belt O.C.	610767	AX64
Belt - Straw Chopper - Rear	614040	CX158
Belt - Straw Spreader	230143	B195
Belt - Unloader Auger	247782	C106
Hose - Upper		● 26512
1983		
Belt - A.C.; W/48 3/8" Belt O.C.	259346	♣ 9480HD
Belt - Alt.	626654	②♣ 9555HD
Belt - Chopper Beater	246727	B195
Belt - Clean Grain Elevator	703747	C92
Belt - Eng. Fan	647901	② 7508
Belt - Feeder House; W/Fixed Speed Drive	621367	C115
Belt - Header; W/168" Drive; Ser. No. 403276 & Before	246980	D162
Belt - Hyd. Pump	248332	② B65
Belt - Rotary Screen - Lower; W/66" Belt O.C.	610767	AX64
Belt - Straw Chopper - Rear	614040	CX158
Belt - Straw Spreader	230143	B195
Belt - Unloader Auger	247782	C106
Hose - Upper		● 26512
1982		
Belt - A.C.; W/48 3/8" Belt O.C.	259346	♣ 9480HD
Belt - A.C.; W/54 7/8" Belt O.C.	577240	♣ 9545HD
Belt - Alt.	626654	②♣ 9555HD
Belt - Chopper Beater	246727	B195
Belt - Clean Grain Elevator	703747	C92
Belt - Eng. Fan	647901	② 7508
Belt - Feeder House; W/Fixed Speed Drive	621367	C115
Belt - Header; W/168" Drive	246980	D162
Belt - Hyd. Pump	248332	② B65
Belt - Hydro. Charge Pump	259477	B66
Belt - Hydro. Drive - Lower; W/122" Drive	716414	CX120
Belt - Hydro. Drive - Upper	716416	C92
Belt - Rotary Screen - Lower; W/66" Belt O.C.	610767	AX64
Belt - Straw Chopper - Rear	614040	CX158
Belt - Straw Spreader	230143	B195
Belt - Unloader Auger	247782	C106
Hose - Upper		● 26512
1981-1980		
Belt - A.C.; W/54 7/8" Belt O.C.	577240	♣ 9545HD
Belt - Alt.	626654	②♣ 9555HD
Belt - Chopper Beater	246727	B195
Belt - Clean Grain Elevator	703747	C92
Belt - Eng. Fan	647901	② 7508
Belt - Feeder House; W/Fixed Speed Drive	621367	C115
Belt - Header; W/168" Drive	246980	D162
Belt - Hyd. Pump	248332	② B65
Belt - Hydro. Charge Pump	259477	B66
Belt - Hydro. Drive - Lower; W/122" Drive	716414	CX120
Belt - Hydro. Drive - Upper	716416	C92
Belt - Rotary Screen - Lower; W/66" Belt O.C.	610767	AX64
Belt - Straw Chopper - Rear	614040	CX158
Belt - Straw Spreader	230143	B195
Belt - Unloader Auger	247782	C106
Hose - Upper		● 26512
Ford 6-Cyl. 363 Diesel		
1985-1984		
Belt - A.C.; W/48 3/8" Belt O.C.	259346	♣ 9480HD
Belt - Chopper Beater	246727	B195
Belt - Clean Grain Elevator	703747	C92
Belt - Feeder House; W/Fixed Speed Drive	621367	C115
Belt - Rotary Screen - Lower; W/66" Belt O.C.	610767	AX64
Belt - Straw Chopper - Rear	614040	CX158
Belt - Straw Spreader	230143	B195
Belt - Unloader Auger	247782	C106

Application	Mfr. No.	Part No.
NEW HOLLAND - Continued		
TR75 - Continued		
Ford 6-Cyl. 363 Diesel - Continued		
1983		
Belt - A.C.; W/48 3/8" Belt O.C.	259346	♣ 9480HD
Belt - Chopper Beater	246727	B195
Belt - Clean Grain Elevator	703747	C92
Belt - Feeder House; W/Fixed Speed Drive	621367	C115
Belt - Header; W/168" Drive; Ser. No. 403276 & Before	246980	D162
Belt - Rotary Screen - Lower; W/66" Belt O.C.	610767	AX64
Belt - Straw Chopper - Rear	614040	CX158
Belt - Straw Spreader	230143	B195
Belt - Unloader Auger	247782	C106
1982		
Belt - A.C.; W/48 3/8" Belt O.C.	259346	♣ 9480HD
Belt - A.C.; W/54 7/8" Belt O.C.	577240	♣ 9545HD
Belt - Alt. & W.P.	772656	♣ 9590HD
Belt - Chopper Beater	246727	B195
Belt - Clean Grain Elevator	703747	C92
Belt - Feeder House; W/Fixed Speed Drive	621367	C115
Belt - Header; W/168" Drive	246980	D162
Belt - Hyd. Pump	246980	② B67
Belt - Hydro. Charge Pump	259477	B66
Belt - Hydro. Drive - Lower; W/122" Drive	716414	CX120
Belt - Hydro. Drive - Upper	716416	C92
Belt - Rotary Screen - Lower; W/66" Belt O.C.	610767	AX64
Belt - Straw Chopper - Rear	614040	CX158
Belt - Straw Spreader	230143	B195
Belt - Unloader Auger	247782	C106
1981-1980		
Belt - A.C.; W/54 7/8" Belt O.C.	577240	♣ 9545HD
Belt - Alt. & W.P.	772656	♣ 9590HD
Belt - Chopper Beater	246727	B195
Belt - Clean Grain Elevator	703747	C92
Belt - Feeder House; W/Fixed Speed Drive	621367	C115
Belt - Header; W/168" Drive	246980	D162
Belt - Hyd. Pump	576772	② B67
Belt - Hydro. Charge Pump	259477	B66
Belt - Hydro. Drive - Lower; W/122" Drive	716414	CX120
Belt - Hydro. Drive - Upper	716416	C92
Belt - Rotary Screen - Lower; W/66" Belt O.C.	610767	AX64
Belt - Straw Chopper - Rear	614040	CX158
Belt - Straw Spreader	230143	B195
Belt - Unloader Auger	247782	C106
TR85		
Caterpillar 3208 Diesel		
1985-1984		
Belt - A.C.; W/48 3/8" Belt O.C.	259346	♣ 9480HD
Belt - Alt.	626654	②♣ 9555HD
Belt - Chopper Beater	246727	B195
Belt - Clean Grain Elevator	703747	C92
Belt - Eng. Fan	647901	② 7508
Belt - Hyd. Pump	248332	② B65
Belt - Rotary Screen - Lower; W/66" Belt O.C.	610767	AX64
Belt - Straw Chopper - Rear	614040	CX158
Belt - Straw Spreader	230143	B195
Belt - Unloader Auger	247782	C106
Hose - Upper		♣ 21379
		or ● 26511
1983		
Belt - A.C.; W/48 3/8" Belt O.C.	259346	♣ 9480HD
Belt - Alt.	626654	②♣ 9555HD
Belt - Chopper Beater	246727	B195
Belt - Clean Grain Elevator	703747	C92
Belt - Eng. Fan	647901	② 7508
Belt - Feeder House; W/Fixed Speed Drive; Ser. No. 308000 Thru 404264	621367	C115
Belt - Header; W/168" Drive; Ser. No. 404264 & Before	246980	D162
Belt - Hyd. Pump	248332	② B65
Belt - Rotary Screen - Lower; W/66" Belt O.C.	610767	AX64

② Two Required.
♣ Standard Belt May Also Be Available.

● Vulco-Flex® Coolant Hose.
✂ Cut to Fit.

Belts and Coolant Hose for Combines Alphabetical

Application	Mfr. No.	Part No.
NEW HOLLAND - Continued		
TR85 - Continued		
Caterpillar 3208 Diesel - Continued		
1983 - Continued		
Belt - Straw Chopper - Rear	614040	CX158
Belt - Straw Spreader	230143	B195
Belt - Unloader Auger	247782	C106
Hose - Upper	≈21379	or ●26511
1982		
Belt - A.C.; W/48 3/8" Belt O.C.	259346	▲9480HD
Belt - A.C.; W/53 3/8" Belt O.C.	264557	▲9530HD
Belt - Alt.	626654	②▲9555HD
Belt - Chopper Beater	246727	B195
Belt - Clean Grain Elevator	703747	C92
Belt - Eng. Fan	647901	②7508
Belt - Feeder House; W/Fixed Speed Drive	621367	C115
Belt - Header; W/168" Drive	246980	D162
Belt - Hyd. Pump	248332	②B65
Belt - Hydro. Charge Pump	259477	B66
Belt - Hydro. Drive - Upper	716416	C92
Belt - Rotary Screen - Lower; W/66" Belt O.C.	610767	AX64
Belt - Straw Chopper - Rear	614040	CX158
Belt - Straw Spreader	230143	B195
Belt - Unloader Auger	247782	C106
Hose - Upper	≈21379	or ●26511
1981		
Belt - A.C.; W/53 3/8" Belt O.C.	264557	▲9530HD
Belt - Alt.	626654	②▲9555HD
Belt - Chopper Beater	246727	B195
Belt - Clean Grain Elevator	703747	C92
Belt - Eng. Fan	647901	②7508
Belt - Feeder House; W/Fixed Speed Drive	621367	C115
Belt - Header; W/168" Drive	246980	D162
Belt - Hyd. Pump	248332	②B65
Belt - Hydro. Charge Pump	259477	B66
Belt - Hydro. Drive - Lower; W/122" Drive	716414	CX120
Belt - Hydro. Drive - Upper	716416	C92
Belt - Rotary Screen - Lower; W/66" Belt O.C.	610767	AX64
Belt - Straw Chopper - Rear	614040	CX158
Belt - Straw Spreader	230143	B195
Belt - Unloader Auger	247782	C106
Hose - Upper	≈21379	or ●26511
1980		
Belt - A.C.; W/53 3/8" Belt O.C.	264557	▲9530HD
Belt - Alt.	626654	②▲9555HD
Belt - Chopper Beater	246727	B195
Belt - Clean Grain Elevator	703747	C92
Belt - Eng. Fan	647901	②7508
Belt - Header; W/168" Drive	246980	D162
Belt - Hyd. Pump	248332	②B65
Belt - Hydro. Charge Pump	259477	B66
Belt - Hydro. Drive - Lower; W/122" Drive	716414	CX120
Belt - Hydro. Drive - Upper	716416	C92
Belt - Rotary Screen - Lower; W/66" Belt O.C.	610767	AX64
Belt - Straw Chopper - Rear	614040	CX158
Belt - Straw Spreader	230143	B195
Belt - Unloader Auger	247782	C106
Hose - Upper	≈21379	or ●26511
TR86		
Caterpillar 3208 Diesel		
1993-1990		
Belt - Alt.	572981	▲9430HD
Belt - Clean Grain Elevator	703747	C92
Belt - Eng. Fan & Hyd. Pump	855676	②▲9650HD
Belt - Feeder House; W/Fixed Speed Drive; W/O Small Grain Special	621367	②C115
Belt - Hyd. Pump	855676	②▲9650HD
Belt - Straw Spreader	230143	B195

Application	Mfr. No.	Part No.
NEW HOLLAND - Continued		
TR86 - Continued		
Caterpillar 3208 Diesel - Continued		
1989-1988		
Belt - A.C.	577240	▲9545HD
Belt - Alt.	572981	▲9430HD
Belt - Clean Grain Elevator	703747	C92
Belt - Eng. Fan & Hyd. Pump	855676	②▲9650HD
Belt - Feeder House; W/Fixed Speed Drive; W/O Small Grain Special	621367	②C115
Belt - Hyd. Pump	855676	②▲9650HD
Belt - Straw Spreader	230143	B195
1987		
Belt - A.C.; Ser. No. 527630 & Before	259346	▲9480HD
Belt - A.C.; Ser. No. 527631 & After	577240	▲9545HD
Belt - Alt.; Ser. No. 527530 & Before	626654	②▲9555HD
Belt - Alt.; Ser. No. 527531 & After	572981	▲9430HD
Belt - Clean Grain Elevator	703747	C92
Belt - Eng. Fan; Ser. No. 527530 & Before	647901	②7508
Belt - Eng. Fan & Hyd. Pump; Ser. No. 527531 & After	855676	②▲9650HD
Belt - Feeder House; W/Fixed Speed Drive; W/O Small Grain Special	621367	②C115
Belt - Hyd. Pump; Ser. No. 527530 & Before	248332	②B65
Belt - Hyd. Pump; Ser. No. 527531 & After	855676	②▲9650HD
Belt - Rotary Screen - Primary; Ser. No. 527530 & Before	610767	AX64
Belt - Straw Spreader	230143	B195
1986-1985		
Belt - A.C.	259346	▲9480HD
Belt - Alt.	626654	②▲9555HD
Belt - Clean Grain Elevator	703747	C92
Belt - Eng. Fan	647901	②7508
Belt - Feeder House; W/Fixed Speed Drive; W/O Small Grain Special	621367	②C115
Belt - Hyd. Pump	248332	②B65
Belt - Straw Spreader	230143	B195
Ford 6-Cyl. 7.8 L Diesel		
1993-1990		
Belt - Alt.	572981	▲9430HD
Belt - Clean Grain Elevator	703747	C92
Belt - Eng. Fan & Hyd. Pump	855676	②▲9650HD
Belt - Feeder House; W/Fixed Speed Drive; W/O Small Grain Special	621367	②C115
Belt - Hyd. Pump	855676	②▲9650HD
Belt - Straw Spreader	230143	B195
1989-1988		
Belt - A.C.	577240	▲9545HD
Belt - Alt.	572981	▲9430HD
Belt - Clean Grain Elevator	703747	C92
Belt - Eng. Fan & Hyd. Pump	855676	②▲9650HD
Belt - Feeder House; W/Fixed Speed Drive; W/O Small Grain Special	621367	②C115
Belt - Hyd. Pump	855676	②▲9650HD
Belt - Straw Spreader	230143	B195
1987		
Belt - A.C.; Ser. No. 527630 & Before	259346	▲9480HD
Belt - A.C.; Ser. No. 527631 & After	577240	▲9545HD
Belt - Alt.; Ser. No. 527530 & Before	626654	②▲9555HD
Belt - Alt.; Ser. No. 527531 & After	572981	▲9430HD
Belt - Clean Grain Elevator	703747	C92
Belt - Eng. Fan; Ser. No. 527530 & Before	647901	②7508
Belt - Eng. Fan & Hyd. Pump; Ser. No. 527531 & After	855676	②▲9650HD
Belt - Feeder House; W/Fixed Speed Drive; W/O Small Grain Special	621367	②C115
Belt - Hyd. Pump; Ser. No. 527530 & Before	248332	②B65
Belt - Hyd. Pump; Ser. No. 527531 & After	855676	②▲9650HD
Belt - Rotary Screen; Ser. No. 527530 & Before ..	610767	AX64
Belt - Straw Spreader	230143	B195
1986-1985		
Belt - A.C.	259346	▲9480HD
Belt - Alt.	626654	②▲9555HD

≈ Cut to Fit.
 ▲ Standard Belt May Also Be Available.

● Vulco-Flex® Coolant Hose.
 ② Two Required.

Belts and Coolant Hose for Combines Alphabetical

Application	Mfr. No.	Part No.
NEW HOLLAND - Continued		
TR86 - Continued		
Ford 6-Cyl. 7.8 L Diesel - Continued		
1986-1985 - Continued		
Belt - Clean Grain Elevator	703747	C92
Belt - Eng. Fan	647901	② 7508
Belt - Feeder House; W/Fixed Speed Drive; W/O Small Grain Special	621367	② C115
Belt - Hyd. Pump	248332	② B65
Belt - Straw Spreader	230143	B195
TR87		
Ford 6-Cyl. 456 Diesel		
1996		
Belt - A.C.	577240	▲ 9545HD
Belt - Alt.	577240	②▲ 9545HD
Belt - Clean Grain Elevator	703747	C92
Belt - Feeder House; W/Fixed Speed Drive	621367	C115
Belt - Hyd. Pump	855676	②▲ 9650HD
Belt - Straw Spreader	230143	B195
1995-1993		
Belt - A.C.	577240	▲ 9545HD
Belt - Alt.	577240	▲ 9545HD
Belt - Clean Grain Elevator	703747	C92
Belt - Feeder House; W/Fixed Speed Drive	621367	C115
Belt - Hyd. Pump	855676	②▲ 9650HD
Belt - Straw Spreader	230143	B195
TR88		
Genesis 6-Cyl. 456 Diesel		
1998-1996		
Belt - Alt.	86513664	▲ K080893HD
Belt - Clean Grain Elevator	703747	C92
Belt - Rotary Screen - Primary	573957	A54
Belt - Straw Spreader	230143	B195
TR89		
Genesis 6-Cyl. 456 Diesel		
2000-1999		
Belt - Alt.	86570558	▲ K080820HD
Belt - Straw Spreader	618040	B225
TR95		
Caterpillar 3208 Diesel		
1985		
Belt - A.C.	259346	▲ 9480HD
Belt - Alt. To W.P.	626654	②▲ 9555HD
Belt - Chopper Beater	230143	B195
Belt - Eng. Fan	768340	② 7545
Belt - Feeder House; W/Fixed Speed Drive	621367	② C115
Belt - Header	246980	D162
Belt - Hyd. Pump	624650	② B75
Belt - Rotary Screen - Primary	615790	A71
Belt - Straw Spreader	618040	B225
Hose - Upper		≠ 21379 or ● 26511
1984-1979		
Belt - A.C.	264557	▲ 9530HD
Belt - Alt. To W.P.	626654	②▲ 9555HD
Belt - Chopper Beater	230143	B195
Belt - Eng. Fan	768340	② 7545
Belt - Feeder House; W/Fixed Speed Drive	621367	② C115
Belt - Header	246980	D162
Belt - Hyd. Pump	624650	② B75
Belt - Rotary Screen - Primary	615790	A71
Belt - Straw Spreader	618040	B225
Hose - Upper		≠ 21379 or ● 26511

Application	Mfr. No.	Part No.
NEW HOLLAND - Continued		
TR96		
Caterpillar 3208 Diesel		
1993-1990		
Belt - Chopper Drum	230143	B195
Belt - Eng. Fan & Hyd. Pump	855676	②▲ 9650HD
Belt - Straw Spreader	618040	B225
1989		
Belt - Alt.; Ser. No. 528156 Thru 530064	572981	▲ 9430HD
Belt - Chopper Drum	230143	B195
Belt - Eng. Fan & Hyd. Pump	855676	②▲ 9650HD
Belt - Straw Spreader	618040	B225
1988		
Belt - A.C.	259346	▲ 9480HD
Belt - Alt.	572981	▲ 9430HD
Belt - Chopper Drum	230143	B195
Belt - Eng. Fan & Hyd. Pump	855676	②▲ 9650HD
Belt - Feeder House; W/Fixed Speed Drive	621367	② C115
Belt - Straw Spreader	618040	B225
1987		
Belt - A.C.	259346	▲ 9480HD
Belt - Alt.; Ser. No. 528155 & Before	626654	②▲ 9555HD
Belt - Alt.; Ser. No. 528156 Thru 530064	572981	▲ 9430HD
Belt - Chopper Drum	230143	B195
Belt - Eng. Fan; Ser. No. 528155 & Before	768340	② 7545
Belt - Eng. Fan & Hyd. Pump; Ser. No. 528156 & After	855676	②▲ 9650HD
Belt - Feeder House; W/Fixed Speed Drive	621367	② C115
Belt - Hyd. Pump; Ser. No. 528155 & Before	624650	② B75
Belt - Rotary Screen - Primary; Ser. No. 528155 & Before	615790	A71
Belt - Straw Spreader	618040	B225
1986-1985		
Belt - A.C.	259346	▲ 9480HD
Belt - Alt.	626654	②▲ 9555HD
Belt - Chopper Drum	230143	B195
Belt - Eng. Fan	768340	② 7545
Belt - Feeder House; W/Fixed Speed Drive	621367	② C115
Belt - Hyd. Pump	624650	② B75
Belt - Rotary Screen - Primary	615790	A71
Belt - Straw Spreader	618040	B225
Ford 6-Cyl. 7.8 L Diesel		
1993-1990		
Belt - Chopper Drum	230143	B195
Belt - Eng. Fan & Hyd. Pump	855676	②▲ 9650HD
Belt - Straw Spreader	618040	B225
1989		
Belt - Alt.; Ser. No. 528156 Thru 530064	572981	▲ 9430HD
Belt - Chopper Drum	230143	B195
Belt - Eng. Fan & Hyd. Pump	855676	②▲ 9650HD
Belt - Straw Spreader	618040	B225
1988		
Belt - A.C.	259346	▲ 9480HD
Belt - Alt.	572981	▲ 9430HD
Belt - Chopper Drum	230143	B195
Belt - Eng. Fan & Hyd. Pump	855676	②▲ 9650HD
Belt - Feeder House; W/Fixed Speed Drive	621367	② C115
Belt - Straw Spreader	618040	B225
1987		
Belt - A.C.	259346	▲ 9480HD
Belt - Chopper Drum	230143	B195
Belt - Eng. Fan; Ser. No. 528155 & Before	768340	② 7545
Belt - Eng. Fan & Hyd. Pump; Ser. No. 528156 & After	855676	②▲ 9650HD
Belt - Feeder House; W/Fixed Speed Drive	621367	② C115
Belt - Hyd. Pump; Ser. No. 528155 & Before	624650	② B75
Belt - Rotary Screen - Primary; Ser. No. 528155 & Before	615790	A71
Belt - Straw Spreader	618040	B225
1986-1985		
Belt - A.C.	259346	▲ 9480HD
Belt - Alt.	626654	②▲ 9555HD

② Two Required.
≠ Cut to Fit.

▲ Standard Belt May Also Be Available.
● Vulco-Flex® Coolant Hose.

Belts and Coolant Hose for Combines Alphabetical

Application	Mfr. No.	Part No.	Application	Mfr. No.	Part No.
NEW HOLLAND - Continued			NEW IDEA - Continued		
TR96 - Continued			800C		
Ford 6-Cyl. 7.8 L Diesel - Continued			Cummins 6-Cyl. 505 Diesel		
1986-1985 - Continued			1991-1984		
Belt - Chopper Drum	230143	B195	Belt - A.C.		▲9530HD
Belt - Eng. Fan	768340	②7545	Belt - Fan		②▲9720HD
Belt - Feeder House; W/Fixed Speed Drive	621367	②C115	803A		
Belt - Hyd. Pump	624650	②B75	Allis-Chalmers 6-Cyl. 426 Diesel		
Belt - Rotary Screen - Primary	615790	A71	1984-1983		
Belt - Straw Spreader	618040	B225	Belt - Fan		▲9430HD
TR98			Belt - W.P. & Alt.		TR22625
Genesis 6-Cyl. 456 Diesel			Hose - Upper; (2 1/4" I.D.)		②24236
1999-1996			Hose - Lower; (2 1/4" I.D.)		②24236
Belt - A.C.	9842660S	▲9570HD	OLIVER		
Belt - Fan & Alt.	86513664	▲K080893HD	33		
Belt - Hyd. Pump	772656	②▲9590HD	Continental 6-Cyl. 226		
TR99			1954-1950		
Genesis 6-Cyl. 456 Diesel			Belt - Fan; Ser. No. 300001 Thru 300301	CO9567	TR24461
2000-1999			Belt - Fan; Ser. No. 300302 & After	CO9839	TR24476
Belt - Alt.	86570558	▲K080820HD	Hose - Upper; Ser. No. 300001 Thru 300301		●25478
Belt - Straw Spreader	618040	B225	Hose - Lower; Ser. No. 300302 Thru 302301		✂20065
TX66			35		
Ford 6-Cyl. 456 Diesel			Continental 6-Cyl. 266		
2001-1998			1959-1954		
Tensioner Assy.	86013886	38514	Belt - Fan	CO9839	TR24476
Tensioner Pulley	86013886	36091	Belt - P.S.	CO11397	▲9390HD
1997-1993			Hose - Upper		●25478
Belt - Accessory Drive	9835683	▲K080897HD	Hose - Lower		✂20065
NEW IDEA			40		
702			Continental 6-Cyl. 226		
GM V-6 401			1960-1959		
1971-1966			Belt - Fan & W.P.; Ser. No. 400001 Thru 403702 ..	CO9839	TR24476
Hose - Upper		●26511	Belt - Fan & W.P.; Ser. No. 403703 & After	404274D	TR24476
Hose - Lower		●26536	Hose - Upper; Ser. No. 401002 Thru 401802		●25476
702D			Hose - Upper; Ser. No. 400001 Thru 401001		●25478
GMC V-6 478 Diesel			Hose - Lower; Ser. No. 400001 Thru 401802		✂20065
1971-1967			1958-1957		
Belt - Fan & Alt.	703345	▲9605HD	Belt - Fan & W.P.; Ser. No. 400001 Thru 403702 ..	CO9839	TR24476
Belt - Fan & Hyd. Pump	703346	②▲9690HD	Belt - Fan & W.P.; Ser. No. 403703 & After	404274D	TR24476
707			Hose - Upper; Ser. No. 400001 Thru 401001		●25478
Perkins 6-Cyl. 354 Diesel			Hose - Upper; Ser. No. 401002 Thru 401802		●25476
1978-1975			Hose - Lower; Ser. No. 400001 Thru 401802		✂20065
Belt - Fan & Alt.		②▲9525HD	Continental 6-Cyl. 226 Diesel		
Hose - Upper		●26505	1960-1957		
710			Belt - Fan	K372	TR22380
Chrysler 6-Cyl. 225			Hose - Upper		✂20065
1974-1965			525		
Hose - Upper		●25476	Chrysler 6-Cyl.		
717			1970-1964		
Perkins 6-Cyl. 354 Diesel			Belt - Fan & Gen.	MXS1668	TR24489
1981-1974			Belt - Gov.	MXS1495	TR22329
Belt - W.P. To Alt.	706239	②▲9540HD	Hose - Upper		●26521
800			Hose - Lower		●25484
Perkins 6-Cyl. 354 Diesel			535		
1983-1980			Chrysler 6-Cyl. 265		
Belt - W.P. To Alt.	706239	②▲9540HD	1970-1965		
			Belt - Fan & Gen.	MXS1668	TR24489
			Belt - Gov.	MXS1495	TR22329
			Hose - Upper		●26521
			Hose - Lower		●25484

② Two Required.
● Vulco-Flex® Coolant Hose.

▲ Standard Belt May Also Be Available.
✂ Cut to Fit.

Belts and Coolant Hose for Combines Alphabetical

Application	Mfr. No.	Part No.
OLIVER - Continued		
545		
Chrysler 6-Cyl. 265		
1970-1966		
Belt - Fan & Alt.	9811683	②▲9545HD
Belt - Fan & Gen.	MXS1668	TR24489
Belt - Gov.	MXS1495	TR22329
Hose - Upper		●25484
Hose - Lower		●25484
Hose - By Pass; (3/4" I.D.)		28442
5542		
Chrysler V-8 318		
1976-1969		
Belt - Fan & Alt.		②7541
Hose - Upper		●25487
Hose - By Pass		✂20563
5555		
Chrysler V-8 318		
1970-1968		
Belt - Cleaner Fan	W9811480	B110
Belt - Fan & Alt.	W9811873	7525
Belt - Hydro. Drive	W9811840	2/B162
Belt - Propulsion	W9811830	3/B81
Belt - Rad. Fan	311558890	7495
Belt - Return Elevator Drive	W9811490	B64
Belt - Straw Walker	W9811710	B150
Belt - Unloader Countershaft	W9811420	2/B64
Belt - W.P. & Alt.	311558900	7465
7300		
Chrysler V-8 318		
1976-1972		
Belt - Fan & Alt.; W/Hydro. Drive	311610590	▲9500HD
Belt - Fan & Alt.; W/O Hydro. Drive	W9811683	②▲9545HD
Belt - Grain Elevator & Loader; S & D	W9811190	C109
Belt - Straw Chopper - Front	W7530250	C144
Belt - Straw Spreader	W9810640	B168
Perkins 6-Cyl. 354 Diesel		
1976-1972		
Belt - Fan & Alt.; W/Hydro. Drive	311610590	▲9500HD
Belt - Fan & Alt.; W/O Hydro. Drive	W9811683	②▲9545HD
Belt - Grain Elevator & Loader; S & D	W9811190	C109
Belt - Hyd. Pump	311809650	▲9355HD
Belt - Straw Chopper - Front	W7530250	C144
Belt - Straw Spreader	W9810640	B168
WHITE		
5542SP		
Chrysler V-8 318		
1982-1969		
Belt - Fan & Alt.	9811670	②▲9540HD
Chrysler V-8 318 Diesel		
1982-1969		
Belt - Fan & Alt.	9811670	②▲9540HD
7300SP		
Chrysler V-8 318		
1981-1972		
Belt - Fan & Alt.; W/Hydro. Drive	311610590	▲9500HD
Belt - Fan & Alt.; W/O Hydro. Drive	W9811683	②▲9545HD
Belt - Grain Elevator & Loader; S & D	W9811190	C109
Belt - Straw Chopper - Front	W7530250	C144
Belt - Straw Spreader	W9810640	B168
Perkins 6-Cyl. 354 Diesel		
1981-1972		
Belt - Fan & Alt.; W/Hydro. Drive	311610590	▲9500HD
Belt - Fan & Alt.; W/O Hydro. Drive	W9811683	②▲9545HD
Belt - Grain Elevator & Loader; S & D	W9811190	C109

Application	Mfr. No.	Part No.
WHITE - Continued		
7300SP - Continued		
Perkins 6-Cyl. 354 Diesel - Continued		
1981-1972 - Continued		
Belt - Hyd. Pump	311809650	▲9355HD
Belt - Straw Chopper - Front	W7530250	C144
Belt - Straw Spreader	W9810640	B168
7600SP		
Chrysler V-8 318		
1981-1972		
Belt - Air Compr.	311607690	▲9630HD
Belt - Cleaner Fan	W9811480	B110
Belt - Crop Chopper - Front	W7532730	C90
Belt - Crop Chopper - Intermediate	W7532740	C112
Belt - Fan & Alt.	W9811873	7525
Belt - Hydro. Charge Pump	311567430	7665
Belt - Hydro. Drive	W9811840	2/B162
Belt - Leveling Auger	311563120	B144
Belt - Propulsion	W9811830	3/B81
Belt - Return Elevator Drive	W9811490	B64
Belt - Straw Spreader	311568370	B210
Belt - Straw Walker	W9811710	B150
Belt - Unloader Countershaft	W9811420	2/B64
Chrysler V-8 318 Diesel		
1981-1972		
Belt - Air Compr.	311607690	▲9630HD
Belt - Cleaner Fan	W9811480	B110
Belt - Crop Chopper - Front	W7532730	C90
Belt - Crop Chopper - Intermediate	W7532740	C112
Belt - Fan & Alt.	W9811873	7525
Belt - Hydro. Charge Pump	311567430	7665
Belt - Hydro. Drive	W9811840	2/B162
Belt - Leveling Auger	311563120	B144
Belt - Propulsion	W9811830	3/B81
Belt - Return Elevator Drive	W9811490	B64
Belt - Straw Spreader	311568370	B210
Belt - Straw Walker	W9811710	B150
Belt - Unloader Countershaft	W9811420	2/B64
7800SP		
Chrysler V-8 400		
1975-1972		
Belt - Air Compr.	311607690	▲9630HD
Belt - Cleaner Fan	W9811480	B110
Belt - Crop Chopper - Front	W7532730	C90
Belt - Crop Chopper - Intermediate	W7532740	C112
Belt - Hydro. Charge Pump	311567430	7665
Belt - Propulsion	W9811830	3/B81
Belt - Rad. Fan	311558890	②7495
Belt - Return Elevator Drive	W9811490	B64
Belt - Straw Walker	W9811710	B150
Belt - Unloader Countershaft	311558170	2/B61
Belt - W.P. & Alt.	311558900	7465
Chrysler V-8 400 Diesel		
1975-1972		
Belt - Air Compr.	311607690	▲9630HD
Belt - Cleaner Fan	W9811480	B110
Belt - Crop Chopper - Front	W7532730	C90
Belt - Crop Chopper - Intermediate	W7532740	C112
Belt - Hydro. Charge Pump	311567430	7665
Belt - Propulsion	W9811830	3/B81
Belt - Rad. Fan	311558890	②7495
Belt - Return Elevator Drive	W9811490	B64
Belt - Straw Walker	W9811710	B150
Belt - Unloader Countershaft	311558170	2/B61
Belt - W.P. & Alt.	311558900	7465
8600		
Chrysler V-8 318		
1978-1974		
Belt - A.C.	311679590	▲9480HD

② Two Required.
● Vulco-Flex® Coolant Hose.

▲ Standard Belt May Also Be Available.
✂ Cut to Fit.

Belts and Coolant Hose for Combines Alphabetical

Application	Mfr. No.	Part No.	Application	Mfr. No.	Part No.
WHITE - Continued			WHITE - Continued		
8600 - Continued			8800 - Continued		
Chrysler V-8 318 - Continued			Chrysler V-8 400 - Continued		
1978-1974 - Continued			1977-1974 - Continued		
Belt - Cleaner Fan; W/Regular Speed Fan	9811480	B110	Belt - Rotary Screen	311764410	A76
Belt - Countershaft, Hyd. Pump & A.C. Compr.	311677220	▲9530HD	Belt - Straw Walker	W9811710	B150
Belt - Crop Chopper - Front	W7532730	C90	Belt - Unloader Declutch Drive	311669560	2/B75
Belt - Crop Chopper - Intermediate	W7532740	C112	Belt - W.P. & Alt.	311558900	7465
Belt - Hyd. Pump	311681440	▲9570HD	Perkins 6-Cyl. 354 Diesel		
Belt - Hydro. Pump	311567430	7665	1977-1974		
Belt - Leveling Auger	311680230	B230	Belt - A.C.	311679590	▲9480HD
Belt - Rad. Fan	311677150	②7410	Belt - Cleaner Fan; W/Regular Speed Fan	9811480	B110
Belt - Return Elevator Drive	W9811490	B64	Belt - Countershaft, Hyd. Pump & A.C. Compr.	311677220	▲9530HD
Belt - Rotary Screen	311764410	A76	Belt - Crop Chopper - Front	W7532730	C90
Belt - Straw Spreader	311568370	B210	Belt - Crop Chopper - Intermediate	W7532740	C112
Belt - Straw Walker	W9811710	B150	Belt - Hyd. Pump	311681440	▲9570HD
Belt - Unloader Declutch Drive	311669560	2/B75	Belt - Hydro. Pump	311567430	7665
Belt - W.P. & Alt.	311683780	▲9476HD	Belt - Rad. Fan	311677150	②7410
Perkins 6-Cyl. 354 Diesel			Belt - Return Elevator Drive	W9811490	B64
1978-1974			Belt - Rotary Screen	311764410	A76
Belt - A.C.	311679590	▲9480HD	Belt - Straw Walker	W9811710	B150
Belt - Cleaner Fan; W/Regular Speed Fan	9811480	B110	Belt - Unloader Declutch Drive	311669560	2/B75
Belt - Countershaft, Hyd. Pump & A.C. Compr.	311677220	▲9530HD	Belt - W.P. & Alt.	311774180	▲9530HD
Belt - Crop Chopper - Front	W7532730	C90	8900		
Belt - Crop Chopper - Intermediate	W7532740	C112	Perkins 6-Cyl. 354 Diesel		
Belt - Hyd. Pump	311681440	▲9570HD	1984-1979		
Belt - Hydro. Pump	311567430	7665	Belt - A.C.	311679590	▲9480HD
Belt - Leveling Auger	311680230	B230	Belt - Chopper - Primary	317535040	C150
Belt - Rad. Fan	311677150	②7410	Belt - Cleaner Fan; W/Regular Speed Fan	9811480	B110
Belt - Return Elevator Drive	W9811490	B64	Belt - Cleaner Fan; W/Slow Speed Fan	311567900	B104
Belt - Rotary Screen	311764410	A76	Belt - Hyd. Pump	311710550	▲9570HD
Belt - Straw Spreader	311568370	B210	Belt - Hyd. Pump & A.C. Compr.	311803500	▲9540HD
Belt - Straw Walker	W9811710	B150	Belt - Hydro. Pump	311567430	7665
Belt - Unloader Declutch Drive	311669560	2/B75	Belt - Propulsion - Hydro. Drive	311669610	③B190
Belt - W.P. & Alt.	311774180	▲9530HD	Belt - Rad. Fan	311677150	7410
8700			Belt - Return Elevator Drive	W9811490	B64
Perkins 6-Cyl. 354 Diesel			Belt - Rotary Screen	311764410	A76
1982-1979			Belt - Straw Walker	9811710	B150
Belt - A.C.	311679590	▲9480HD	Belt - Unloader Declutch Drive	311732180	2/B90
Belt - Cleaner Fan; W/Regular Speed Fan	9811480	B110	Belt - W.P. & Alt.	311774180	▲9530HD
Belt - Cleaner Fan; W/Slow Speed Fan	311567900	B104	Hose - Upper		≈20206
Belt - Countershaft - Slow Speed	311825840	B158	1978		
Belt - Countershaft, Hyd. Pump & A.C. Compr.	311803500	▲9540HD	Belt - A.C.	311679590	▲9480HD
Belt - Crop Chopper - Intermediate	W7532740	C112	Belt - Chopper - Primary	317535040	C150
Belt - Hyd. Pump	311710550	▲9570HD	Belt - Cleaner Fan; W/Regular Speed Fan	9811480	B110
Belt - Hydro. Pump	311567430	7665	Belt - Cleaner Fan; W/Slow Speed Fan	311567900	B104
Belt - Rad. Fan	311677150	②7410	Belt - Hyd. Pump	311710550	▲9570HD
Belt - Return Elevator Drive	W9811490	B64	Belt - Hyd. Pump & A.C. Compr.; Ser. No. 21100 & Before	311677220	▲9530HD
Belt - Rotary Screen	311764410	A76	Belt - Hyd. Pump & A.C. Compr.; Ser. No. 21101 & After	311803500	▲9540HD
Belt - Straw Spreader	311568370	B210	Belt - Hydro. Pump	311567430	7665
Belt - Straw Walker	W9811710	B150	Belt - Propulsion - Hydro. Drive	311669610	③B190
Belt - Unloader Declutch Drive	311732180	2/B90	Belt - Rad. Fan	311677150	7410
Belt - W.P. & Alt.	311774180	▲9530HD	Belt - Return Elevator Drive	W9811490	B64
8700HB			Belt - Rotary Screen	311764410	A76
Perkins 6-Cyl. 354 Diesel			Belt - Straw Walker	9811710	B150
1984-1982			Belt - Unloader Declutch Drive	311732180	2/B90
Belt - Hydro. Pump	311567430	7665	Belt - W.P. & Alt.	311774180	▲9530HD
8800			Hose - Upper		≈20206
Chrysler V-8 400			8920		
1977-1974			Perkins 6-Cyl. 354 Diesel		
Belt - A.C.	311679590	▲9480HD	1987-1985		
Belt - Cleaner Fan; W/Regular Speed Fan	9811480	B110	Belt - A.C.	311679590	▲9480HD
Belt - Countershaft, Hyd. Pump & A.C. Compr.	311677220	▲9530HD	Belt - Cleaner Fan; W/Regular Speed Fan	9811480	B110
Belt - Crop Chopper - Front	W7532730	C90	Belt - Cleaner Fan; W/Slow Speed Fan	311567900	B104
Belt - Crop Chopper - Intermediate	W7532740	C112	Belt - Hyd. Pump	311710550	▲9570HD
Belt - Hyd. Pump	311681440	▲9570HD	Belt - Hydro. Pump	311567430	7665
Belt - Hydro. Pump	311567430	7665	Belt - Propulsion - Hydro. Drive	311669610	③B190
Belt - Rad. Fan	311677150	②7410	Belt - Propulsion - Mechanical; W/Variable Speed Drive	317535040	C150
Belt - Return Elevator Drive	W9811490	B64			

▲ Standard Belt May Also Be Available.
③ Three Required.

② Two Required.
≈ Cut to Fit.

Belts and Coolant Hose for Combines Alphabetical

Application	Mfr. No.	Part No.
WHITE - Continued		
8920 - Continued		
Perkins 6-Cyl. 354 Diesel - Continued		
1987-1985 - Continued		
Belt - Rad. Fan	311677150	7410
Belt - Reel Drive - Final; W/Variable Speed Drive	311831290	B158
Belt - Return Elevator Drive	W9811490	B64
Belt - Rotary Screen	311764410	A76
Belt - Straw Walker	9811710	B150
Belt - Unloader Declutch Drive	311732180	2/B90
Belt - W.P. & Alt.	311774180	▲9530HD
1984		
Belt - A.C.	311679590	▲9480HD
Belt - Chopper - Primary	317535040	C150
Belt - Cleaner Fan; W/Regular Speed Fan	9811480	B110
Belt - Cleaner Fan; W/Slow Speed Fan	311567900	B104
Belt - Hyd. Pump	311710550	▲9570HD
Belt - Hydro. Pump	311567430	7665
Belt - Propulsion - Hydro. Drive	311669610	③B190
Belt - Propulsion - Mechanical; W/Variable Speed Drive	317535040	C150
Belt - Rad. Fan	311677150	7410
Belt - Reel Drive - Final; W/Variable Speed Drive	311831290	B158
Belt - Return Elevator Drive	W9811490	B64
Belt - Rotary Screen	311764410	A76
Belt - Straw Spreader	311831290	B158
Belt - Straw Walker	9811710	B150
Belt - Unloader Declutch Drive	311732180	2/B90
Belt - W.P. & Alt.	311774180	▲9530HD
9700		
Perkins V-8 640 Diesel		
1984-1979		
Belt - A.C.	312498110	▲9463HD
Belt - Alt.	312403270	7425
Belt - Chopper	312456600	C72
Belt - Hyd. Pump	312549250	B53
Belt - Return Elevator Drive	312492070	B66
Belt - Rotary Screen	312448930	A80
Belt - Thresher Declutch Drive	312404170	BP100
Belt - W.P.	312414670	▲9490HD
Hose - Upper		●26532
9720		
Perkins V-8 640 Diesel		
1987-1984		
Belt - A.C.	312498110	▲9463HD
Belt - Alt.	312403270	7425
Belt - Hyd. Pump	312604010	6973
Belt - Return Elevator Drive	312492070	B66
Belt - Rotary Screen	312448930	A80
Belt - Straw Spreader - Upper	312543960	B69
Belt - Thresher Declutch Drive	312404170	BP100
Belt - W.P.	312414670	▲9490HD

Agricultural Equipment

▲ Standard Belt May Also Be Available.
● Vulco-Flex® Coolant Hose.

③ Three Required.

Order Belts and Hose by Our Number. Manufacturers' Part Number is shown for reference only.

Application	Mfr. No.	Part No.	Application	Mfr. No.	Part No.
ALLIS-CHALMERS			ALLIS-CHALMERS - Continued		
500			801; 802 - Continued		
Allis-Chalmers 4-Cyl. 226			Allis-Chalmers 6-Cyl. 262 - Continued		
1960-1958			1969-1966 - Continued		
Belt - Fan	229211	▲9463HD	Hose - Lower		☞20957
Hose - Upper; Early		☞20088	Allis-Chalmers 6-Cyl. 262 Diesel		
		or ●25474	1969-1966		
Hose - Lower; Early		☞21794	Belt - Fan	227470	▲9480HD
		or ●25476	Belt - P.S.	826215	▲9425HD
Allis-Chalmers 6-Cyl. 262 Diesel			860		
1960-1958			Allis-Chalmers 6-Cyl. 301 Diesel		
Belt - Fan	229559	▲9455HD	1978-1973		
616 Cotton Picker			Belt - Alt./Gen.		
Allis-Chalmers 6-Cyl. 262			Belt - Gov.; Ser. No. 4000 & Before		
1965-1961			Belt - Hyd. Pump		
Belt - Fan; Ser. No. 68068 & Before	229211	▲9463HD	Hose - Upper		
Belt - Fan; Ser. No. 68069 & After	237048	▲9455HD	Hose - By Pass		
Belt - P.S.	826215	▲9425HD			
Hose - Upper; Early		☞20088			
		or ●25474			
Hose - Lower; Early		☞21794			
		or ●25476			
Allis-Chalmers 6-Cyl. 262 Diesel			860XTB		
1965-1961			Chevrolet 6-Cyl. 250		
Belt - Fan; Ser. No. 250 & Before	229559	②▲9455HD	1978-1973		
Belt - Fan; Ser. No. 251 & After	227470	▲9480HD	Belt - Alt./Gen.		
Belt - P.S.	826215	▲9425HD	Belt - Gov.; Ser. No. 4000 & Before		
Hose - Upper; Early		●25473	Belt - Hyd. Pump		
Hose - Lower; Early(1 1/2" I.D.)		24224			
622			880		
Allis-Chalmers 6-Cyl. 262			Allis-Chalmers 4-Cyl. 200 Diesel		
1965-1960			1984-1980		
Belt - Fan; Ser. No. 68068 & Before	229211	▲9463HD	Belt - Alt.; W/53 1/4" Belt O.C.		
Belt - Fan; Ser. No. 68069 & After	237048	▲9455HD	Belt - Alt.; W/54 1/4" Belt O.C.		
Belt - P.S.	826215	▲9425HD	Belt - A.C.		
Hose - Upper; Early		☞20088	Belt - Hyd. Pump		
		or ●25474			
Hose - Lower; Early		☞21794			
		or ●25476			
Allis-Chalmers 6-Cyl. 262 Diesel			Two Row		
1965-1960			Allis-Chalmers 4-Cyl. 226		
Belt - Fan; Ser. No. 351 & Before	229559	②▲9455HD	1958-1949		
Belt - Fan; Ser. No. 352 & After	227470	▲9480HD	Belt - Fan		
Belt - P.S.	826215	▲9425HD	Hose - Upper; (1 1/2" I.D.)		
Hose - Upper; Early		●25473	Hose - Lower; (1 1/2" I.D.)		
Hose - Lower; Early(1 1/2" I.D.)		24224			
707; 707XTB			Allis-Chalmers 4-Cyl. 226 Diesel		
West Allis 4-Cyl. 226			1958-1949		
1969-1966			Belt - Fan		
Belt - Hyd. Pump	548872	▲9455HD	229559 ▲9455HD		
760XTB			CASE IH		
Chevrolet 6-Cyl. 250			1822		
1970			Case 6TA590 Diesel		
Belt - Alt./Gen.	1146660	7400	1991-1986		
Belt - Gov.	1146702	7480	Belt - Fan & Alt.		
Belt - Hyd. Pump	562203	▲9440HD	Belt - A.C.		
801; 802			Hose - Lower - Pipe To Rad.; (2 1/4" I.D.)		
Allis-Chalmers 6-Cyl. 262					
1969-1966					
Belt - Fan; Ser. No. 68068 & Before	229211	▲9463HD			
Belt - Fan; Ser. No. 68069 & After	237048	▲9455HD			
Belt - P.S.	826215	▲9425HD			
Hose - Upper; (1 3/4" I.D.)		24228			

▲ Standard Belt May Also Be Available.
● Vulco-Flex® Coolant Hose.

☞ Cut to Fit.
② Two Required.

Agricultural Equipment

Belts and Coolant Hose for Cotton Equipment Alphabetical

Application	Mfr. No.	Part No.
HESSTON		
SP55		
Ford 6-Cyl. 240		
1970		
Belt - Fan		▲9405HD
Belt - W.P. & Alt.		7410
Belt - Gov.		7250
Hose - Upper		●26502
Hose - Lower		●26502
INTERNATIONAL HARVESTER		
95		
IH D310 Diesel		
1974		
Belt - Fan & Alt.	396543R1	②▲9640HD
Hose - Upper		●26510
Hose - Lower - Eng. To Pipe; (1 3/4" I.D.)		24228
Hose - Lower - Pipe To Rad.; (1 3/4" I.D.)		24228
214 McCormick		
IH BD240		
1961-1958		
Belt - Fan & Gen.	274705R1	TR28445
Hose - Upper		⌘20611
		or ●26507
1957-1956		
Belt - Fan & Gen.	274705R1	TR24438
Hose - Upper		⌘20611
		or ●26507
IH D282 Diesel		
1961-1956		
Belt - Fan & Gen.	312515R1	▲9525HD
Hose - Upper		⌘20611
214A McCormick		
IH BD240		
1961-1960		
Belt - Fan & Gen.	274705R1	TR28445
Hose - Upper		⌘20611
		or ●26507
1959		
Belt - Fan & Gen.	274705R1	TR24438
Hose - Upper		⌘20611
		or ●26507
1958		
Belt - Fan & Gen.	274705R1	TR28445
Hose - Upper		⌘20611
		or ●26507
1957-1956		
Belt - Fan & Gen.	274705R1	TR24438
Hose - Upper		⌘20611
		or ●26507
IH D282 Diesel		
1961-1956		
Belt - Fan & Gen.	312515R1	▲9525HD
Hose - Upper		⌘20611
220 McCormick		
IH BD240		
1961		
Belt - Fan & Gen.	274705R1	TR28445
Hose - Upper		⌘20611
		or ●26507
1960		
Belt - Fan & Gen.	274705R1	TR24438
Hose - Upper		⌘20611
		or ●26507
1959-1958		
Belt - Fan & Gen.	274705R1	TR28445

Application	Mfr. No.	Part No.
INTERNATIONAL HARVESTER - Continued		
220 McCormick - Continued		
IH BD240 - Continued		
1959-1958 - Continued		
Hose - Upper		⌘20611
		or ●26507
1957-1956		
Belt - Fan & Gen.	274705R1	TR24438
Hose - Upper		⌘20611
		or ●26507
IH D282 Diesel		
1961-1956		
Belt - Fan & Gen.	312515R1	▲9525HD
Hose - Upper		⌘20611
220A McCormick		
IH BD240		
1961-1959		
Belt - Fan & Gen.	274705R1	TR28445
Hose - Upper		⌘20611
		or ●26507
1958-1956		
Belt - Fan & Gen.	274705R1	TR24438
Hose - Upper		⌘20611
		or ●26507
IH D282 Diesel		
1961-1956		
Belt - Fan & Gen.	312515R1	▲9525HD
Hose - Upper		⌘20611
414		
IH BD264 Diesel		
1962		
Belt - Fan & Gen.	274705R1	TR28445
Hose - Upper		⌘20611
IH C263		
1962		
Belt - Fan & Gen.; Ser. No. CH812E & Before	312515R1	▲9525HD
Belt - Fan & Gen.; Ser. No. CH813E & After	170780R1	▲9470HD
Hose - Upper		⌘20611
IH D282 Diesel		
1962		
Belt - Fan & Gen.; Ser. No. CH812E & Before	312515R1	▲9525HD
Belt - Fan & Gen.; Ser. No. CH813E & After	379966R1	▲9540HD
Hose - Upper		⌘20611
416		
IH C263		
1965		
Belt - Fan & Gen.	403617R1	▲9470HD
IH D282 Diesel		
1965		
Belt - Fan & Gen.	379966R1	▲9540HD
420		
IH BD264 Diesel		
1962		
Belt - Fan & Gen.	274705R1	TR28445
Hose - Upper		⌘20611
IH C263		
1962		
Belt - Fan & Gen.; Ser. No. CH1371F & Before	312515R1	▲9525HD
Belt - Fan & Gen.; Ser. No. CH1372F & After	170780R1	▲9470HD
Hose - Upper		⌘20611
IH D282 Diesel		
1962		
Belt - Fan & Gen.; Ser. No. CH1371E & Before	312515R1	▲9525HD
Belt - Fan & Gen.; Ser. No. CH1372F & After	379966R1	▲9540HD
Hose - Upper		⌘20611

▲ Standard Belt May Also Be Available.
 ② Two Required.

● Vulco-Flex® Coolant Hose.
 ⌘ Cut to Fit.

Belts and Coolant Hose for Cotton Equipment Alphabetical

Application	Mfr. No.	Part No.	Application	Mfr. No.	Part No.
INTERNATIONAL HARVESTER - Continued			JOHN DEERE - Continued		
422			484 - Continued		
IH C263			John Deere 6-Cyl. 359 Diesel		
1965			1973-1971		
Belt - Fan & Gen.	403617R1	▲9470HD	Belt - Boll Box Drive	M40757	6877
IH D282 Diesel			Belt - Fan & Alt.; Ser. No. 276 & Before	AT23317	7575
1965			Belt - Fan & Alt.; Ser. No. 277 & After	AN190205	7585
Belt - Fan & Gen.	379966R1	▲9540HD	Belt - Hyd. Pump	N117398	B46
616; 622			Belt - Row Unit Drive; W/30" Offset Cross Auger; W/64" Belt O.C.	N15201	C60
IH C291			Belt - Row Unit Drive; W/30" Offset Cross Auger; W/119" Belt O.C.	N12551	C115
1968-1967			Belt - Row Unit Drive; W/O 30" Offset Cross Auger; W/111" Belt O.C.	E58483	C107
Belt - W.P. & Alt.	397175R1	▲9476HD	Belt - Row Unit Drive; W/O 30" Offset Cross Auger; W/126" Belt O.C.	H136963	C122
Hose - By Pass		20338	Belt - Row Unit Drive For Extension; W/83" Belt O.C. L4490N		C79
IH D310 Diesel			Belt - Row Unit Drive For Extension; W/102" Belt O.C.	N121114	C98
1968-1967			Belt - Row Unit Drive For Extension; W/111" Belt O.C.	E58483	C107
Belt - W.P. & Alt.	395539R1	▲9630HD	Belt - Row Unit Drive For Extension; W/119" Belt O.C.	N12551	C115
782			Belt - Rubber Cushion Eng. Mountings; W/48" Belt O.C.	N115368	B45
IH D358 Diesel			Belt - Rubber Cushion Eng. Mountings; W/49" Belt O.C.	N117398	B46
1978			1970		
Belt - Fan & Alt.	130725C1	②▲9700HD	Belt - Boll Box Drive	M40757	A75
JOHN DEERE			Belt - Fan & Alt.; Ser. No. 276 & Before	AT23317	7575
99			Belt - Fan & Alt.; Ser. No. 277 & After	AN190205	7585
John Deere 248			Belt - Hyd. Pump	N117398	B46
1973-1968			Belt - Row Unit Drive; W/30" Offset Cross Auger; W/64" Belt O.C.	N15201	C60
Belt - Fan & Gen.	T626T	7480	Belt - Row Unit Drive; W/30" Offset Cross Auger; W/119" Belt O.C.	N12551	C115
Belt - P.S.		7375	Belt - Row Unit Drive; W/O 30" Offset Cross Auger; W/111" Belt O.C.	E58483	C107
John Deere NA217G			Belt - Row Unit Drive; W/O 30" Offset Cross Auger; W/126" Belt O.C.	H136963	C122
1973-1968			Belt - Row Unit Drive For Extension; W/83" Belt O.C. L4490N		C79
Belt - Fan & Gen.	T626T	7480	Belt - Row Unit Drive For Extension; W/102" Belt O.C.	N121114	C98
Belt - P.S.		7375	Belt - Row Unit Drive For Extension; W/111" Belt O.C.	E58483	C107
John Deere NA248D Diesel			Belt - Row Unit Drive For Extension; W/119" Belt O.C.	N12551	C115
1973-1968			Belt - Rubber Cushion Eng. Mountings; W/48" Belt O.C.	N115368	B45
Belt - Fan & Gen.	T19396	7460	Belt - Rubber Cushion Eng. Mountings; W/49" Belt O.C.	N117398	B46
Belt - P.S.		7375	1969-1968		
John Deere NB217G			Belt - Boll Box Drive	M40757	6877
1973-1968			Belt - Fan & Alt.; Ser. No. 276 & Before	AT23317	7575
Belt - Fan & Gen.	T626T	7480	Belt - Fan & Alt.; Ser. No. 277 & After	AN190205	7585
Belt - P.S.		7375	Belt - Hyd. Pump	N117398	B46
299			Belt - Row Unit Drive; W/30" Offset Cross Auger; W/64" Belt O.C.	N15201	C60
John Deere NA248D Diesel			Belt - Row Unit Drive; W/30" Offset Cross Auger; W/119" Belt O.C.	N12551	C115
1961			Belt - Row Unit Drive; W/O 30" Offset Cross Auger; W/111" Belt O.C.	E58483	C107
Belt - Fan & Gen.	T19396	7460	Belt - Row Unit Drive; W/O 30" Offset Cross Auger; W/126" Belt O.C.	H136963	C122
Belt - P.S.		7375	Belt - Row Unit Drive For Extension; W/83" Belt O.C. L4490N		C79
John Deere NB217G			Belt - Row Unit Drive For Extension; W/102" Belt O.C.	N121114	C98
1961			Belt - Row Unit Drive For Extension; W/111" Belt O.C.	E58483	C107
Belt - Fan & Gen.	T626T	7480	Belt - Row Unit Drive For Extension; W/119" Belt O.C.	N12551	C115
Belt - P.S.		7375	Belt - Rubber Cushion Eng. Mountings; W/48" Belt O.C.	N115368	B45
482			Belt - Rubber Cushion Eng. Mountings; W/49" Belt O.C.	N117398	B46
John Deere 219			1973-1968		
1973-1968			Belt - Boll Box Drive	M40757	6877
Belt - Fan & Alt.	AT23317	7575	Belt - Fan & Alt.; Ser. No. 276 & Before	AT23317	7575
John Deere 329			Belt - Fan & Alt.; Ser. No. 277 & After	AN190205	7585
1973-1968			Belt - Hyd. Pump	N117398	B46
Belt - Fan & Alt.	AT23317	7575	Belt - Row Unit Drive; W/30" Offset Cross Auger; W/64" Belt O.C.	N15201	C60
484			Belt - Row Unit Drive; W/30" Offset Cross Auger; W/119" Belt O.C.	N12551	C115
John Deere 6-Cyl. 329 Diesel			Belt - Row Unit Drive; W/O 30" Offset Cross Auger; W/111" Belt O.C.	E58483	C107
1973-1968			Belt - Row Unit Drive; W/O 30" Offset Cross Auger; W/126" Belt O.C.	H136963	C122
Belt - Fan & Alt.; Ser. No. 276 & Before	AT23317	7575	Belt - Row Unit Drive For Extension; W/83" Belt O.C. L4490N		C79
Belt - Fan & Alt.; Ser. No. 277 & After	AN190205	7585	Belt - Row Unit Drive For Extension; W/102" Belt O.C.	N121114	C98
			Belt - Row Unit Drive For Extension; W/111" Belt O.C.	E58483	C107
			Belt - Row Unit Drive For Extension; W/119" Belt O.C.	N12551	C115
			Belt - Rubber Cushion Eng. Mountings; W/48" Belt O.C.	N115368	B45
			Belt - Rubber Cushion Eng. Mountings; W/49" Belt O.C.	N117398	B46

▲ Standard Belt May Also Be Available.

② Two Required.

Agricultural Equipment

Belts and Coolant Hose for Cotton Equipment Alphabetical

Application	Mfr. No.	Part No.	Application	Mfr. No.	Part No.
JOHN DEERE - Continued			JOHN DEERE - Continued		
499			9950		
John Deere 217			John Deere 6-Cyl. 7.6 L Diesel		
1973-1968			1990-1986		
Belt - Fan & Alt.; W/48 1/8" Belt O.C.	T626T	7480	Belt - Fan & Alt.	AR74662	②♣9660HD
Belt - Fan & Alt.; W/57 5/8" Belt O.C.	AT23317	7575	Belt - A.C.	R73189	♣9430HD
Belt - A.C.	N113642	♣9440HD			
John Deere 219			9960		
1973-1968			John Deere 6-Cyl. 7.6 L Diesel		
Belt - Fan & Alt.; W/48 1/8" Belt O.C.	T626T	7480	1992-1989		
Belt - Fan & Alt.; W/57 5/8" Belt O.C.	AT23317	7575	Belt - Fan & Alt.	RE41942	②♣9660HD
Belt - A.C.	N113642	♣9440HD	Belt - A.C.	R73189	♣9430HD
John Deere 329			9965		
1973-1968			John Deere 6-Cyl. 7.6 L Diesel		
Belt - Fan & Alt.; W/48 1/8" Belt O.C.	T626T	7480	1996-1993		
Belt - Fan & Alt.; W/57 5/8" Belt O.C.	AT23317	7575	Belt - Fan & Alt.	RE41942	②♣9660HD
Belt - A.C.	N113642	♣9440HD			
699					
John Deere 303					
1973-1968					
Belt - Fan & Alt.; W/48 1/8" Belt O.C.	T626T	7480			
Belt - Fan & Alt.; W/57 5/8" Belt O.C.	AT23317	7575			
Belt - A.C.	N113642	♣9440HD			
John Deere 329					
1973-1968					
Belt - Fan & Alt.; W/48 1/8" Belt O.C.	T626T	7480			
Belt - Fan & Alt.; W/57 5/8" Belt O.C.	AT23317	7575			
Belt - A.C.	N113642	♣9440HD			
7440					
John Deere 6-Cyl. 359 Diesel					
1985-1983					
Belt - Auger; W/91" Belt O.C.	N31437	C87			
Belt - Auger; W/97" Belt O.C.	L4339N	C93			
Belt - Auger; W/107" Belt O.C.	N121113	C103			
Belt - Auger; W/110" Belt O.C.	N125041	C106			
Belt - Auger; W/111" Belt O.C.	E58483	C107			
Belt - Condenser	N117674	♣9463HD			
Belt - Fan	N129368	B74			
Belt - Fan To Alt.	AN273251	②7590			
Belt - Hyd. Pump	N220403	B50			
9900					
John Deere 6-Cyl. 359 Diesel					
1977-1974					
Belt - W.P. & Alt.	AT23317	②7575			
Belt - A.C.; W/Delco A.C. Compr.	N117674	♣9463HD			
Belt - A.C.; W/York A.C. Compr.	N113642	♣9440HD			
9910					
John Deere 6-Cyl. 359 Diesel					
1982-1978					
Belt - W.P. & Alt.	AN190205	7585			
Belt - A.C.	N117674	♣9463HD			
9920					
John Deere 6-Cyl. 359 Diesel					
1987-1983					
Belt - W.P. & Alt.	AN190205	7585			
Belt - A.C.	N117674	♣9463HD			
9940					
John Deere 6-Cyl. 7.6 L Diesel					
1985-1980					
Belt - Fan	AR86496	②♣9670HD			
Belt - A.C.	R71602	♣9425HD			

♣ Standard Belt May Also Be Available.

② Two Required.

Belts and Coolant Hose for Harvesters Alphabetical

Order Belts and Hose by Our Number. Manufacturers' Part Number is shown for reference only.

Application	Mfr. No.	Part No.	Application	Mfr. No.	Part No.
ALLIS-CHALMERS			FOX RIVER - Continued		
60 All-Crop			Max I		
Allis-Chalmers B125			Detroit Diesel 6V-53 Diesel		
1953-1935			1973-1972		
Belt - Fan	207003	TR22322	Belt - Fan	③▲9510HD	
Belt - Fan & Gen.	209656	TR22363	Belt - Gen.	▲9365HD	
FARMHAND			Belt - Hyd. Pump		
F600			Hose - Upper - Right Side		
Detroit Diesel 6-71 Diesel			Hose - Lower		
1991			Max II		
Belt - Fan; W/Turbo	5137906	③▲9630HD	Detroit Diesel 6V-71 Diesel		
Belt - Alt.; W/Turbo	1A60664	②▲9520HD	1976-1973		
Belt - A.C.; W/Turbo	1A60664	②▲9520HD	Belt - Fan		
FIELD QUEEN			Belt - Alt./Gen.		
1412			Belt - Hyd. Pump		
Caterpillar 3208 Diesel			Hose - Upper - Left Side		
1975-1973			Hose - Upper - Right Side		
Belt - Fan		②▲9525HD	Hose - Lower		
Belt - Alt.		②▲9510HD	Super D		
Belt - A.C.		▲9570HD	Detroit Diesel 4-53 Diesel		
Hose - Upper - Eng. To Pipe		●26512	1973-1972		
Hose - Upper - Pipe To Rad.; (3" I.D.)		24448	Belt - Fan		
Hose - Lower - Eng. To Pipe; (2 3/4" I.D.)		24444	Belt - Gen.		
Hose - Lower - Pipe To Rad.		●26537	Belt - Hyd. Pump		
FQ			Hose - Upper		
Caterpillar 3208 Diesel			Hose - Lower		
1975-1973			GEHL		
Belt - Fan	9L894	②▲9520HD	Chop King		
Belt - W.P. & Alt.		②▲9510HD	Waukesha 135GZ		
Belt - A.C.		▲9580HD	1966-1965		
Hose - Upper - Eng. To Pipe		●26512	Belt - Fan		
Hose - Upper - Pipe To Rad.; (2 1/2" I.D.)		24440	Belt - Alt.		
Hose - Lower - Eng. To Pipe; (2 1/4" I.D.)		24436	Hose - Upper		
FQS			Hose - Lower; (2 1/2" I.D.)		
Caterpillar 3208 Diesel			INTERNATIONAL HARVESTER		
1975-1973			20C		
Belt - Fan	9L894	②▲9520HD	IH BD240		
Belt - W.P. & Alt.		②▲9510HD	1937-1930		
Belt - A.C.		▲9580HD	Hose - Upper; (2" I.D.)		
Hose - Upper		●26512	Hose - Lower; (2" I.D.)		
FQSD			IH C263		
Detroit Diesel 6-71 Diesel			1937-1930		
1975-1973			Hose - By Pass		
Belt - Fan		③▲9620HD			
Belt - Alt.		②▲9400HD			
Hose - Upper - Eng. To Pipe (Left)		●26530			
Hose - Upper - Eng. To Pipe (Right)		≈<20206			
		or ●26530			
Hose - Upper - Pipe To Rad.; (2 3/4" I.D.)		24444			
Hose - Lower - Eng. To Pipe; (2 5/8" I.D.)		24442			
FOX RIVER			36		
FA			IH BD240		
Detroit Diesel 4-53 Diesel			1957		
1968-1959			Belt - Fan & Gen.		
Belt - Fan		②TR22443	274705R1		
Belt - Gen.	3224367	TR28390	Hose - Upper; (2" I.D.)		
Hose - Upper		20046	Hose - Lower; (2" I.D.)		
		or ●26602			
Hose - Lower - Eng. To Pipe; (2" I.D.)		24232			
Hose - Lower - Pipe To Rad.; (2" I.D.)		24232			

③ Three Required.
② Two Required.
≈< Cut to Fit.

▲ Standard Belt May Also Be Available.
● Vulco-Flex® Coolant Hose.

Agricultural Equipment

Belts and Coolant Hose for Harvesters Alphabetical

Application	Mfr. No.	Part No.
INTERNATIONAL HARVESTER - Continued		
36 - Continued		
IH SD240		
1957		
Belt - Fan & Gen.; W/46 5/8" Belt O.C.		TR24461
Belt - Fan & Gen.; W/47 3/4" Belt O.C.		TR28483
Hose - Upper; (2" I.D.)		24232
Hose - Lower; (2" I.D.)		24232
50		
IH C263		
1950		
Belt - Fan	170481R1	▲9463HD
JOHN DEERE		
5460		
John Deere 6-Cyl. 619 Diesel		
1981-1977		
Belt - Fan & Alt.	AR86496	②▲9670HD
Belt - A.C.	R46098	▲9415HD
5820		
John Deere 6-Cyl. 619 Diesel		
1986-1982		
Belt - Fan & Alt.		②▲9710HD
Belt - A.C.		9300
5830		
John Deere 6-Cyl. 619 Diesel		
1994-1986		
Belt - Fan & Alt.	AR87671	②▲9700HD
Belt - Air Compr.	T55320	▲9405HD
Belt - Hyd. Pump	E72830	▲9660HD
6750		
John Deere 6-Cyl. 12.5 L Diesel		
2005-2004		
Belt - Fan	R502461	▲K120702HD
Belt - Alt.	R503505	▲K080855HD
Hose - Lower - Eng. To Pipe		21400
6850		
John Deere 6-Cyl. 12.5 L Diesel		
2002-1998		
Belt - Fan	R502461	▲K120702HD
Belt - Alt.	R503505	▲K080855HD
6910		
Cummins 6-Cyl. 14.0 L Diesel		
1994-1993		
Belt - Fan & Idler		TR28501
Belt - W.P.	217638	▲K060435HD
Belt - Alt.; W/45 3/4" Belt O.C.		▲9455HD
Belt - Alt.; W/47 3/4" Belt O.C.		▲9470HD
Hose - Upper - Eng. To Pipe		≈22177
Hose - Upper - Pipe To Rad.; (2 1/2" I.D.)		24240
Hose - Lower - Eng. To Pipe; (2 1/2" I.D.)		24440
Hose - Lower - Pipe To Rad.		20564
Hose - By Pass; (1 1/2" I.D.)		24224
6950		
Cummins N14 Diesel		
2005-2004		
Belt - W.P.		▲K060425HD
7200 Harvester		
John Deere 6-Cyl. 8.1 L Diesel		
2007-2004		
Belt - Fan & Alt.; W/150A. Alt.	L114293	K080994HD

Application	Mfr. No.	Part No.
JOHN DEERE - Continued		
7250		
John Deere 6-Cyl. 9.0 L Diesel		
2008		
Serpentine Belt	L114293	K080994HD
7300		
John Deere 6-Cyl. 12.5 L Diesel		
2007-2004		
Belt - Fan	R503312	▲K120720HD
Belt - Alt.; W/150A. Alt.	L115660	▲K080839HD
Hose - Lower - Eng. To Pipe		21400
7350		
John Deere 6-Cyl. 13.5 L Diesel		
2008		
Belt - Alt.	L115660	▲K080839HD
Belt - Fan - From C.S.	R503312	▲K120720HD
7400 Harvester		
John Deere 6-Cyl. 12.5 L Diesel		
2007-2004		
Belt - Fan	R502461	▲K120702HD
Hose - Lower - Eng. To Pipe		21400
7450 Harvester		
John Deere 6-Cyl. 13.5 L Diesel		
2008		
Belt - Fan - From C.S.	R502461	▲K120702HD
7500 Harvester		
John Deere 6-Cyl. 12.5 L Diesel		
2007-2004		
Belt - Fan	R502461	▲K120702HD
Hose - Lower - Eng. To Pipe		21400
7550		
John Deere 6-Cyl. 13.5 L Diesel		
2008		
Belt - Fan - From C.S.	R502461	▲K120702HD
7700 Harvester		
John Deere 6-Cyl. 12.5 L Diesel		
2007-2004		
Belt - Fan	R502461	▲K120702HD
Tensioner Assy.	RE506352	38591
Hose - Lower - Eng. To Pipe		21400
7800 Harvester		
Cummins 6-Cyl. 915 Diesel		
2007-2004		
Belt - Fan	Z101214	▲K120911HD
Belt - Alt.	L110599	▲K060660HD
NEW HOLLAND		
818		
Chevrolet V-8 348		
1960		
Belt - Fan & Gen.	3767013	7585
Belt - Fan & Hyd. Pump		7541
Belt - Gov.		▲9505HD
Hose - Upper		●25476
Hose - Lower		●26511
1818		
Caterpillar 3150 Diesel		
1979		
Hose - Upper		●26512
Hose - Lower		●26512

▲ Standard Belt May Also Be Available.
≈ Cut to Fit.

② Two Required.
● Vulco-Flex® Coolant Hose.

Belts and Coolant Hose for Harvesters Alphabetical

Application	Mfr. No.	Part No.	Application	Mfr. No.	Part No.
NEW HOLLAND - Continued			OLIVER		
1818 - Continued			840		
Caterpillar 3160 Diesel			Hercules 6-Cyl. 478 Diesel		
1979			1976-1970		
Hose - Upper		●26512	Belt - Fan & Alt.	524743E	⊙▲9590HD
Hose - Lower		●26517	Belt - P.S.		▲9570HD
Ford V-8 391			Hose - Upper		
1979					
Hose - Upper		⊘<21379			
		or ●26511			
Hose - Lower		●25482			
1880					
Caterpillar 3150 Diesel					
1975-1968					
Belt - Fan & Alt.		⊙▲9510HD			
Belt - Hyd. Pump	191444	▲9550HD			
Caterpillar 3160 Diesel					
1975-1968					
Belt - Fan & Alt.		⊙▲9510HD			
Belt - Hyd. Pump	191444	▲9550HD			
Caterpillar 3208 Diesel					
1975-1968					
Belt - Fan & Alt.	254804	⊙▲9510HD			
Belt - Hyd. Pump	280332	7560			
Hose - Upper		●26512			
Hose - Lower		●26512			
Ford V-8 391					
1975-1968					
Belt - Fan & Alt.	C5TE8620H	▲9470HD			
Belt - Gov.		7490			
Belt - Hyd. Pump		7470			
1890					
Caterpillar 3208 Diesel					
1978-1976					
Belt - Fan & Alt.	254804	⊙▲9510HD			
Hose - Upper		●26512			
Hose - Lower		●26524			
1900					
Caterpillar 3406 Diesel					
1989-1982					
Belt - Alt.	616163	▲9480HD			
1915					
Caterpillar 3306 Diesel					
1994-1987					
Belt - Fan & A.C.		9775			
Belt - Alt.		▲9500HD			
2100					
Caterpillar 3406 Diesel					
1989-1980					
Hose - Upper - Eng. To Pipe		●26530			
Hose - Upper - Pipe To Rad.; (2 1/2" I.D.)		24240			
Hose - Lower - Eng. To Pipe; (3" I.D.)		24248			
Hose - Lower - Pipe To Rad.; (3" I.D.)		24248			
2115					
Caterpillar 3406 Diesel					
1994-1987					
Hose - Lower - Eng. To Pipe; (3" I.D.)		⊘<24948			
Hose - Lower - Pipe To Rad.; (3" I.D.)		⊘<24948			

● Vulco-Flex® Coolant Hose.

⊙ Two Required.

⊘ Use Wire Inserted Green Stripes® Coolant Hose.

⊘< Cut to Fit.

▲ Standard Belt May Also Be Available.

Belts and Coolant Hose for Hay Equipment Alphabetical

Order Belts and Hose by Our Number. Manufacturers' Part Number is shown for reference only.

Application	Mfr. No.	Part No.	Application	Mfr. No.	Part No.
FREEMAN			INTERNATIONAL HARVESTER		
330T			50T McCormick-Deering; 50W McCormick-Deering		
Cummins 4-Cyl. 3.9 L Diesel			IH C60		
1998-1968			1952-1944		
Belt - Fan & Alt.	3911560	♣K080550HD	Belt - Fan	368082R1	TR24315
Hose - Upper		✂21379	Belt - Gen.	351321R1	6821
Hose - Lower - Eng. To Pipe		✂20847	Hose - Upper; (2" I.D.)		24232
Hose - Lower - Pipe To Rad.		✂21307	Hose - Lower - Eng. To Pipe; (2" I.D.)		24232
370			55T McCormick-Deering; 55W McCormick-Deering		
Deutz F4L912 Diesel			IH C60		
2005-1986			1959-1953		
Belt - Blower		7512	Belt - Fan	368082R1	TR24315
Belt - Alt.		7435	Belt - Gen.	351321R1	6821
370SP			Hose - Upper; (2" I.D.)		
Cummins 4-Cyl. 3.9 L Diesel			Hose - Lower - Eng. To Pipe; (2" I.D.)		
2004-1986			Hose - Lower - Pipe To Rad.; (1 5/8" I.D.)		
Belt - Fan & Alt.	3911560	♣K080550HD	IH C113		
Belt - V.P.		♣9463HD	1959-1953		
Hose - Upper - Eng. To Pipe		✂21379	Belt - Fan		
		or ●26509	Belt - Fan & W.P.		
Hose - Upper - Pipe To Rad.; (2" I.D.)		24432	Belt - Gen.		
Hose - Lower - Eng. To Pipe		✂20206	Hose - Upper; (2" I.D.)		
Hose - Lower - Pipe To Rad.; (2" I.D.)		24432	Hose - Lower; (2" I.D.)		
4400			IH C123		
Cummins 6-Cyl. 5.9 L Diesel			1959-1953		
Belt - Fan & Alt.; W/55 5/8" Belt O.C.	3911560	♣K080550HD	Belt - Fan; W/31 3/4" Belt O.C.		
Belt - Fan & Alt.; W/56 5/8" Belt O.C.	3911588	♣K080560HD	Belt - Fan; W/35 1/2" Belt O.C.		
Belt - V.P.		♣9463HD	Belt - Fan & W.P.		
Belt - A.C.		♣9600HD	Belt - Gen.		
Hose - Upper		●26505	Hose - Upper; (2" I.D.)		
Hose - Lower - Eng. To Pipe		21307	Hose - Lower; (2" I.D.)		
Hose - Lower - Pipe To Rad.		✂20206	56T; 56W		
5000			IH C123		
Cummins 6-Cyl. 5.9 L Diesel			1959-1953		
1991-1990			Belt - Fan		
Belt - Fan & Alt.; W/55 5/8" Belt O.C.	3911560	♣K080550HD	Belt - Fan & W.P.		
Belt - Fan & Alt.; W/56 5/8" Belt O.C.	3911588	♣K080560HD	Belt - Gen.		
Belt - V.P.		♣9463HD	Hose - Upper; (2" I.D.)		
Belt - A.C.		♣9600HD	Hose - Lower; (2" I.D.)		
Hose - Upper		●26505	57T; 57W		
Hose - Lower - Eng. To Pipe		21307	IH C123		
Hose - Lower - Pipe To Rad.		✂20206	1973-1972		
6000			Belt - Fan		
Cummins 6-Cyl. 5.9 L Diesel			Belt - Fan & W.P.		
1991-1990			Belt - Gen.		
Belt - Fan & Alt.; W/55 5/8" Belt O.C.	3911560	♣K080550HD	Hose - Upper; (2" I.D.)		
Belt - Fan & Alt.; W/56 5/8" Belt O.C.	3911588	♣K080560HD	Hose - Lower; (2" I.D.)		
Belt - V.P.		♣9463HD	NEW HOLLAND		
Belt - A.C.		♣9600HD	505T; 505W		
Hose - Upper		●26505	Deutz F3L912 Diesel		
Hose - Lower		●26515	1991-1984		
GEHL			Belt - Alt.		
2650			259347		
Perkins 4-Cyl. 236 Diesel			7417		
1988-1987			1047		
Belt - Fan & Alt.	02032158	♣9520HD	Ford 6-Cyl. 240		
Belt - A.C.	02032194	♣9465HD	1972-1965		
Hose - Upper		●25478	Belt - Fan		
			Belt - W.P. & Alt.		
			Belt - Gov.		
			Hose - Upper - Eng. To Pipe		
			Hose - Upper - Pipe To Rad.; (1 1/2" I.D.)		
			Hose - Lower - Eng. To Pipe		
			Hose - Lower - Pipe To Rad.; (1 3/4" I.D.)		

♣ Standard Belt May Also Be Available.
● Vulco-Flex® Coolant Hose.

✂ Cut to Fit.

Belts and Coolant Hose for Hay Equipment Alphabetical

Application Mfr. No. Part No.

NEW HOLLAND - Continued

1048

Ford V-8 361

1976		
Belt - W.P. & Alt		▲9463HD
Belt - J.S.	519145	7420
Hose - Upper - Eng. To Pipe		●26504
Hose - Upper - Pipe To Rad.		⊘20957
Hose - Lower - Eng. To Pipe		●26504
Hose - Lower - Pipe To Rad.		●26501

1049

Ford V-8 361

1976-1970		
Belt - Fan		7335
Belt - Fan & Alt.	C5TE8620A	②▲9463HD
Belt - Idler		7425
Hose - Upper - Eng. To Pipe		●26504
Hose - Upper - Pipe To Rad.		⊘20957
	or	●26603
Hose - Lower - Eng. To Pipe		●26504
Hose - Lower - Pipe To Rad.		●26501
Hose - By Pass; (5/8" I.D.)		28441

1049 Super

Ford V-8 361

1976		
Belt - Fan	525351	7355
Belt - W.P. & Alt		②7440
Belt - J.S.	519145	7420

1283T; 1283W

Ford 6-Cyl. 240

1980-1974		
Belt - Fan	C7JZ8620H	▲9405HD
Belt - W.P. & Alt	384205	▲9425HD
Belt - W.P. & Gov.		▲9455HD
Belt - Hyd. Pump	133929	▲9430HD
Hose - Upper		●26502
Hose - Lower		●26504

▲ Standard Belt May Also Be Available.
⊘ Cut to Fit.

● Vulco-Flex® Coolant Hose.
② Two Required.

Belts and Coolant Hose for Sprayers Alphabetical

Order Belts and Hose by Our Number. Manufacturers' Part Number is shown for reference only.

Application	Mfr. No.	Part No.	Application	Mfr. No.	Part No.
AG-CHEM EQUIPMENT			HAHN - Continued		
804 Ag-Gator			H670; H770		
Ford V-8 330			Ford 4-Cyl. 172		
1980			Belt - J.S.		▲9555HD
Belt - Fan	N154412	②▲9570HD	Belt - Fan - From J.S.		▲9380HD
Belt - Gov.		7560	Belt - W.P. & Alt.		▲9420HD
1253 Terra-Gator			Hose - Upper - Eng. To Pipe	②●25255	
Cummins V555 Diesel			Hose - Lower - Eng. To Pipe	②●25480	
1979-1973			Hi-Boy		
Belt - Fan	204481	③▲9625HD	Ford 4-Cyl. 172		
Belt - Alt.	178398	②7340	Belt - W.P. & Alt.		▲9420HD
Belt - Hyd. Pump		②▲9580HD	Belt - Fan - From J.S.	28278	▲9360HD
Hose - Upper		●26513	Hose - Upper - Eng. To Pipe		●25480
Hose - Lower		●26519	Hose - Upper - Pipe To Rad.		●25480
2004 Ag-Gator			Hose - Lower - Eng. To Pipe		●25255
Cummins V378 Diesel			Hose - Lower - Pipe To Rad.		●25255
1983-1980			Ford 4-Cyl. 172 Diesel		
Belt - Fan & W.P.	178686	②TR22344	Belt - Fan		▲9360HD
Belt - Pump		②▲9580HD	Belt - W.P. & Alt.		▲9420HD
Hose - Lower		●26519	Belt - Hyd. Pump		7410
Cummins V504 Diesel			Belt - J.S.		▲9550HD
1983-1980			Super Go-Boy		
Belt - Fan & W.P.		②TR22525	Ford 6-Cyl.		
Belt - Fan To Alt.		②7370	Belt - Fan		▲9395HD
Belt - A.C.		7410	Belt - Gov.		7260
Belt - Hyd. Pump		②▲9580HD	Hose - Upper		●25532
Hose - Upper		●26512	Hose - Lower		20608
Hose - Lower		●26522	INTERNATIONAL HARVESTER		
BOBCAT-MELROE			660 Sprayer; 770; 780		
3430; 3630			IH 4-Cyl. 135		
Peugeot 4-Cyl. Diesel			Belt - Fan & Gen.; Std. Models	403580R1	7430
1997-1994			Belt - Fan & Gen.; W/High Clearance Style	387920R1	7425
Belt - Fan & Alt.	6660942	▲9525HD	IH 4-Cyl. 146		
Belt - W.P.	6660943	▲9385HD	Belt - Fan & Gen.; Std. Models	403580R1	7430
Belt - A.C. & A.P.		K050545	Belt - Fan & Gen.; W/High Clearance Style	387920R1	7425
CASE IH			IH 4-Cyl. 153		
3230			Belt - Fan & Gen.; Std. Models	403580R1	7430
Case 4-Cyl. 206 Diesel			Belt - Fan & Gen.; W/High Clearance Style	387920R1	7425
1997-1994			JOHN DEERE		
Belt - A.C.	84657C1	▲9670HD	600 Sprayer		
SPX4410			John Deere 3-Cyl. 152 Diesel		
Case 6-Cyl. 505 Diesel			Belt - W.P.; Ser. No. 3699 & Before	T12042	7410
2006-2004			Belt - W.P.; Ser. No. 3700 & After	T20161	TR22495
Belt - A.C.	A184652	▲9400HD	Belt - Hyd. Pump; Ser. No. 1600 & Before		7312
Belt - Fan & Alt.	3929003	▲K080774HD	Belt - Hyd. Pump; Ser. No. 1601 Thru 3699	N150023	7330
FMC			Belt - Hyd. Pump; Ser. No. 3700 & After	N150864	TR22545
393CPD			600A		
John Deere 4039D Diesel			John Deere 3-Cyl. 152 Diesel		
Belt - Fan & Alt.	T23526	TR24500	Belt - Fan & Alt.	T20161	TR22495
Belt - P.T.O.		3VX530	Belt - Hyd. Pump	N153364	TR22570
Belt - Pulley To Drive		3VX530	700		
Hose - Upper; (1 1/2" I.D.)		24224	John Deere 3-Cyl. 152 Diesel		
Hose - Lower; (2" I.D.)		24432	Belt - W.P.; Ser. No. 1099 & Before	T12042	7410
HAHN			Belt - W.P.; Ser. No. 1100 & After	T20161	TR22495
880			Belt - Hyd. Pump; Ser. No. 1099 & Before	N150023	7330
Perkins 4-Cyl. Diesel			Belt - Hyd. Pump; Ser. No. 1100 & After	N150864	TR22545
Belt - Fan & Alt.	27923	▲9510HD	734		
Belt - C.S. To Pump		A46	John Deere 3-Cyl. 152 Diesel		
Hose - Upper		23520	Belt - W.P.	T20161	TR22495
			Belt - Hyd. Pump	N150864	TR22545

② Two Required.
③ Three Required.

▲ Standard Belt May Also Be Available.
● Vulco-Flex® Coolant Hose.

Belts and Coolant Hose for Sprayers Alphabetical

Application	Mfr. No.	Part No.	
JOHN DEERE - Continued			
6000			
John Deere 4-Cyl. 239 Diesel			
1990-1979			
Belt - Fan & Alt	T20334	TR22474	
Belt - P.S.	N154412	TR22434	
Belt - A.C.; W/61 3/8" Belt O.C.		♣9610HD	
Belt - A.C.; W/63 7/8" Belt O.C.		♣9635HD	
Hose - Upper		●25476	
WILMAR			
Air Ride			
John Deere 4-Cyl. Diesel			
1996-1991			
Belt - A.C.; W/Turbo		♣9420HD	
Hose - Upper; W/Turbo		●26510	
Hose - Lower; W/Turbo		●26523	

JOHN DEERE - Continued

6000

John Deere 4-Cyl. 239 Diesel

1990-1979

Belt - Fan & Alt	T20334	TR22474
Belt - P.S.	N154412	TR22434
Belt - A.C.; W/61 3/8" Belt O.C.		♣9610HD
Belt - A.C.; W/63 7/8" Belt O.C.		♣9635HD
Hose - Upper		●25476

WILMAR

Air Ride

John Deere 4-Cyl. Diesel

1996-1991

Belt - A.C.; W/Turbo		♣9420HD
Hose - Upper; W/Turbo		●26510
Hose - Lower; W/Turbo		●26523

♣ Standard Belt May Also Be Available.

● Vulco-Flex® Coolant Hose.

Belts and Coolant Hose for Tractors Alphabetical

Order Belts and Hose by Our Number. Manufacturers' Part Number is shown for reference only.

Application	Mfr. No.	Part No.	Application	Mfr. No.	Part No.
AGCO			ALLIS-CHALMERS - Continued		
DT180A; DT200A			170 - Continued		
AGCO 6-Cyl. 7.4 L Diesel			Perkins 4-Cyl. 236 Diesel - Continued		
2009-2008			1973-1967 - Continued		
Serpentine Belt - Fan & Alt.	4284981M1	K080718HD	Hose - Lower		≈<20993
Serpentine Belt - A.C.	4281345M1	K080433HD		or	●25480
RT95			West Allis 4-Cyl. 226		
Cummins 6-Cyl. 5.9 L Diesel			1973-1967		
2004-2002			Belt - Fan & Alt. 248316		
Serpentine Belt	3911575	▲K080630HD	Hose - Upper; Early		
RT140A			Hose - Upper; Late		
AGCO 6-Cyl. 402 Diesel			Hose - Lower		
2009			or		
Belt - Fan & Alt.; W/120A. Alt.	4273187M1	▲K080680HD	Hose - By Pass; (3/4" I.D.)		
Belt - Fan & Alt.; W/150A. Alt.	4273188M1	▲K080685HD	24212		
ST34A			175		
Iseki 3-Cyl. 91 Diesel			Perkins 4-Cyl. 236 Diesel		
2009			1980-1970		
Belt - Fan	3607417M1	▲9385HD	Belt - Fan & Alt. 227470		
ST47A			Hose - Upper; (1 3/4" I.D.)		
Iseki 4-Cyl. 134 Diesel			Hose - Lower		
2009			or		
Belt - Fan	6243082M1	▲9412HD	Perkins 4-Cyl. 248 Diesel		
ST52A			1980-1970		
Iseki 4-Cyl. 180 Diesel			Hose - Upper; (1 3/4" I.D.)		
2009			Hose - Lower		
Belt - Fan	6243082M1	▲9412HD	or		
ST60A			West Allis 4-Cyl. 226		
Iseki 4-Cyl. 180 Diesel			1976-1973		
2009			Belt - Fan & Alt. 248316		
Belt - Fan	4264647M1	▲9435HD	Hose - Upper; Early		
ALLIS-CHALMERS			Hose - Upper; Late		
4W 220			Hose - Lower		
Allis-Chalmers 6-Cyl. 426 Diesel			or		
1984-1981			Hose - By Pass; (3/4" I.D.)		
Belt - Fan & Alt.	273193	②TR22664	24212		
Belt - A.C.	273705	▲9505HD	185		
4W 305			West Allis 6-Cyl. 301 Diesel		
Allis-Chalmers 6-Cyl. 731 Diesel			1981-1970		
1985-1981			Belt - Fan & Alt. 243021		
Belt - Fan	273419	②TR28628	Hose - Upper		
Belt - W.P.	4396941	7475	or		
Belt - Alt.	259401	TR22517	Hose - Lower		
Belt - A.C.	226935	▲9476HD	●26504		
Hose - Upper		●26531	●26504		
Hose - Lower		●26532			
160			200		
Perkins 3-Cyl. 153 Diesel			Allis-Chalmers 6-Cyl. 301 Diesel		
1974-1972			1975-1972		
Belt - Fan & Gen.; W/48 1/4" Belt O.C.		▲9480HD	Belt - Fan & Alt.; W/52 3/4" Belt O.C.		
Belt - Fan & Gen.; W/50 1/4" Belt O.C.	2074320	▲9500HD	Belt - Fan & Alt.; W/53 1/4" Belt O.C.		
Belt - P.S.	2073746	▲9290HD	Belt - A.C.		
170			Hose - Upper		
Perkins 4-Cyl. 236 Diesel			or		
1973-1967			440		
Belt - Fan & Alt.	227470	▲9480HD	Cummins 555C Diesel		
Hose - Upper; (1 3/4" I.D.)		24228	1976-1972		
			Belt - Fan & W.P.		
			Belt - Alt.		
			Belt - A.C.; W/40 3/4" Belt O.C.		
			Belt - A.C.; W/41 1/4" Belt O.C.		
			Hose - Upper; (2" I.D.)		
			24432		
			650; 652; 653; 655		
			Allis-Chalmers 2000 Diesel		
			1975-1970		
			Belt - W.P.		
			Belt - Alt.		
			Hose - Upper		

▲ Standard Belt May Also Be Available.
 ● Vulco-Flex® Coolant Hose.
 ③ Three Required.

② Two Required.
 ≈< Cut to Fit.

Belts and Coolant Hose for Tractors Alphabetical

Application	Mfr. No.	Part No.	Application	Mfr. No.	Part No.
ALLIS-CHALMERS - Continued			ALLIS-CHALMERS - Continued		
5015			6070		
Toyosha 3-Cyl. 61 Diesel			Allis-Chalmers 4-Cyl. 200 Diesel		
1985-1981			1985-1984		
Belt - Fan & Alt.	2100737	7380	Belt - Fan & Alt.	263408	▲9540HD
Hose - Upper		20782	Belt - A.C.	562203	▲9440HD
5020			6080		
Toyosha 2-Cyl. 77 Diesel			Allis-Chalmers 4-Cyl. 200 Diesel		
1985-1977			1985-1980		
Belt - Fan & Alt.	2097654	▲9400HD	Belt - Fan & Alt.	263408	▲9540HD
Hose - Upper - Eng. To Pipe		20065	Belt - A.C.; Ser. No. 3769 & Before	272411	▲9447HD
		or ●25472	Belt - A.C.; Ser. No. 4374 & After	562203	▲9440HD
Hose - Lower - Eng. To Pipe		●25252	6140		
5030			Toyosha 3-Cyl. 142 Diesel		
Toyosha 2-Cyl. 90 Diesel			1985-1982		
1985-1978			Belt - Fan & Alt.		▲9440HD
Belt - Fan & Alt.	2097654	▲9400HD	Hose - Upper		✂21794
Hose - Upper		●25473			or ●25474
Hose - Lower		●25252	7000		
5040			Allis-Chalmers 6-Cyl. 301 Diesel		
Uzina 3-Cyl. 143 Diesel			1979-1975		
1980-1976			Belt - Fan & Alt.	260328	②▲9550HD
Belt - Fan & Alt.	2091561	7450	Belt - A.C.; Ser. No. 8000 & Before	260149	9765
Hose - Upper			Belt - A.C.; Ser. No. 8001 & After	268485	▲9530HD
Hose - Lower			Hose - Upper		20401
5045					or ●26525
Fiat 3-Cyl. 159 Diesel			Hose - By Pass		✂21942
1983-1981			7010		
Belt - Fan & Alt.; Ser. No. 700,000 & After	2091561	7450	Allis-Chalmers 6-Cyl. 301 Diesel		
Hose - Upper		✂21794	1981-1979		
		or ●25477	Belt - Fan & Alt.		②▲9570HD
Hose - Lower - Eng. To Pipe; (1 1/2" I.D.)		24224	Belt - A.C.	260149	9765
Hose - Lower - Pipe To Rad.; (1 1/2" I.D.)		24224	Hose - Upper		✂20401
5050					or ●26524
Fiat 3-Cyl. 168 Diesel			Hose - Lower		●26531
1983-1977			7020		
Belt - Fan & Alt.; Ser. No. 700,000 & Before .	2091544	7445	Allis-Chalmers 6-Cyl. 301 Diesel		
Belt - Fan & Alt.; Ser. No. 700,000 & After	2091561	7450	1981-1977		
Hose - Lower - Eng. To Pipe; (1 1/2" I.D.)		24224	Belt - Fan & Alt.		②▲9570HD
Hose - Lower - Pipe To Rad.; (1 1/2" I.D.)		24224	Belt - A.C.	260149	9765
6040			7030		
Perkins 3-Cyl. 152 Diesel			Allis-Chalmers 6-Cyl. 426 Diesel		
1974			1974-1973		
Belt - Fan, Alt. & W.P.	229211	▲9463HD	Belt - Fan & Alt.	267631	②TR20619
Hose - Upper		✂21174	Belt - A.C.	268485	▲9530HD
		or ●25473	Hose - Upper		✂20731
Hose - Lower		✂20808			or ●26523
Hose - By Pass		✂20573	Hose - Lower; (2 1/4" I.D.)		24236
Perkins 3-Cyl. 153 Diesel			Hose - By Pass		✂20573
1975			7040		
Belt - Fan, Alt. & W.P.	229211	▲9463HD	Allis-Chalmers 6-Cyl. 426 Diesel		
Hose - Upper		✂21174	1977-1974		
		or ●25473	Belt - Fan & Alt.	267631	②TR20619
Hose - Lower		✂20808	Belt - A.C.	268485	▲9530HD
Hose - By Pass		✂20573	Hose - Upper		✂20731
6060					or ●26523
Allis-Chalmers 4-Cyl. 200 Diesel			Hose - Lower; (2 1/4" I.D.)		24236
1984-1980			Hose - By Pass		✂20573
Belt - Fan & Alt.	263408	▲9540HD	7045		
Belt - A.C.; Ser. No. 4373 & Before	272411	▲9447HD	Allis-Chalmers 6-Cyl. 426 Diesel		
Belt - A.C.; Ser. No. 3770 & After	562203	▲9440HD	1981-1977		
Hose - Upper		✂21379	Belt - Fan & Alt.	267631	②TR20619
		or ●26524	Belt - A.C.	268485	▲9530HD

▲ Standard Belt May Also Be Available.
✂ Cut to Fit.

● Vulco-Flex® Coolant Hose.
② Two Required.

Belts and Coolant Hose for Tractors Alphabetical

Application	Mfr. No.	Part No.
ALLIS-CHALMERS - Continued		
7045 - Continued		
Allis-Chalmers 6-Cyl. 426 Diesel - Continued		
1981-1977 - Continued		
Hose - Upper		✂20731
	or	●26523
Hose - Lower; (2 1/4" I.D.)		24236
Hose - By Pass		✂20573
7050		
Allis-Chalmers 6-Cyl. 426 Diesel		
1974-1973		
Belt - Fan & Alt.	267631	②TR20619
Belt - A.C.	268485	▲9530HD
Hose - Upper		✂20731
	or	●26523
Hose - Lower; (2 1/4" I.D.)		24236
Hose - By Pass		✂20573
7060		
Allis-Chalmers 6-Cyl. 426 Diesel		
1981-1974		
Belt - Fan & Alt.	267631	②TR20619
Belt - A.C.	268485	▲9530HD
Hose - Upper		✂20731
	or	●26523
Hose - Lower; (2 1/4" I.D.)		24236
Hose - By Pass		✂20573
7080		
Allis-Chalmers 6-Cyl. 426 Diesel		
1981-1974		
Belt - Fan & Alt.	269183	②TR22607
Belt - A.C.; Ser. No. 3828 & Before	268485	▲9530HD
Belt - A.C.; Ser. No. 3829 & After	261802	▲9545HD
Hose - Upper		●26523
Hose - Lower		✂20756
Hose - By Pass		✂20065
7580		
Allis-Chalmers 6-Cyl. 426 Diesel		
1981-1976		
Belt - Fan & Alt.	269183	②TR22607
Belt - A.C.; Ser. No. 2611 & Before	268485	▲9530HD
Belt - A.C.; Ser. No. 2612 & After	261802	▲9545HD
Hose - Upper		✂21133
8010		
Allis-Chalmers 6-Cyl. 301 Diesel		
1985-1981		
Belt - Fan & Alt.	254350	②▲9560HD
Belt - A.C.	260149	9765
Hose - Upper		●26528
Hose - By Pass		✂20661
	or	●25251
8030		
Allis-Chalmers 6-Cyl. 426 Diesel		
1985-1981		
Belt - Fan & Alt.	273193	②TR22664
Belt - A.C.; Ser. No. 1906 & Before	268485	▲9530HD
Belt - A.C.; Ser. No. 1907 & After	273705	▲9505HD
Hose - Upper		●26527
Hose - Lower; (2 1/2" I.D.)		24440
Hose - By Pass		✂20065
8050		
Allis-Chalmers 6-Cyl. 426 Diesel		
1985-1981		
Belt - Fan & Alt.	273193	②TR22664
Belt - A.C.; Ser. No. 1836 & Before	268485	▲9530HD

Application	Mfr. No.	Part No.
ALLIS-CHALMERS - Continued		
8050 - Continued		
Allis-Chalmers 6-Cyl. 426 Diesel - Continued		
1985-1981 - Continued		
Belt - A.C.; Ser. No. 1837 & After	273705	▲9505HD
8070		
Allis-Chalmers 6-Cyl. 426 Diesel		
1985-1981		
Belt - Fan & Alt.	273193	②TR22664
Belt - A.C.; Ser. No. 1350 & Before	268485	▲9530HD
Belt - A.C.; Ser. No. 1351 & After	273705	▲9505HD
Hose - Upper		✂21115
	or	●26527
8550		
Allis-Chalmers 6-Cyl. 731 Diesel		
1981-1977		
Belt - Fan	259566	②TR28616
Belt - W.P.	4395701	7465
Belt - Alt.	259401	TR22517
Belt - A.C.; Ser. No. 1635 & Before	259363	▲9451HD
Belt - A.C.; Ser. No. 1636 & After	256935	▲9480HD
Hose - Upper		●26531
Hose - Lower		●26532
Hose - By Pass		20351
A		
Allis-Chalmers 4-Cyl. 461		
1942-1936		
Belt - Fan	112019	TR26341
Belt - Fan & Gen.	AT210	TR28400
Allis-Chalmers 4-Cyl. 510 Distillate		
1942-1936		
Belt - Fan	112019	TR26341
Belt - Fan & Gen.	AT210	TR28400
B		
Allis-Chalmers 4-Cyl. 116		
1957-1937		
Belt - Fan	207003	TR22322
Belt - Fan & Gen.; W/34 1/8" Belt O.C.	215885	TR22336
Belt - Fan & Gen.; W/36 7/8" Belt O.C.	209656	TR22363
Hose - Upper; (1 1/4" I.D.)		24220
Hose - Lower; (1 1/4" I.D.)		24220
Allis-Chalmers 4-Cyl. 125		
1957-1937		
Belt - Fan	207003	TR22322
Belt - Fan & Gen.; W/34 1/8" Belt O.C.	215885	TR22336
Belt - Fan & Gen.; W/36 7/8" Belt O.C.	209656	TR22363
Hose - Upper; (1 1/4" I.D.)		24220
Hose - Lower; (1 1/4" I.D.)		24220
Waukesha 4-Cyl. 113		
1957-1937		
Belt - Fan	207003	TR22322
Belt - Fan & Gen.; W/34 1/8" Belt O.C.	215885	TR22336
Belt - Fan & Gen.; W/36 7/8" Belt O.C.	209656	TR22363
Hose - Upper; (1 1/4" I.D.)		24220
Hose - Lower; (1 1/4" I.D.)		24220
C		
Allis-Chalmers 4-Cyl. 125		
1950-1940		
Belt - Fan	207003	TR22322
Belt - Fan & Gen.; W/34 1/8" Belt O.C.	215885	TR22336
Belt - Fan & Gen.; W/36 7/8" Belt O.C.	209656	TR22363
Hose - Upper; (1 1/4" I.D.)		24220
Hose - Lower; (1 1/4" I.D.)		24220

✂ Cut to Fit.
② Two Required.

● Vulco-Flex® Coolant Hose.
▲ Standard Belt May Also Be Available.

Belts and Coolant Hose for Tractors Alphabetical

Application	Mfr. No.	Part No.
ALLIS-CHALMERS - Continued		
C - Continued		
Allis-Chalmers 4-Cyl. 125 Distillate		
1950-1940		
Belt - Fan	207003	TR22322
Belt - Fan & Gen.; W/34 1/8" Belt O.C.	215885	TR22336
Belt - Fan & Gen.; W/36 7/8" Belt O.C.	209656	TR22363
Hose - Upper; (1 1/4" I.D.)		24220
Hose - Lower; (1 1/4" I.D.)		24220
CA		
Allis-Chalmers 4-Cyl. 125		
1958-1950		
Belt - Fan & Gen.	209656	TR22363
Hose - Upper; (1 1/4" I.D.)		24220
Hose - Lower; (1 1/4" I.D.)		②24220
D10		
Allis-Chalmers 4-Cyl. 138		
1967-1959		
Belt - Fan & Gen.; Ser. No. D10-3501 & Before	209656	TR22363
Belt - Fan & Gen.; Ser. No. D10-3502 & After	233432	7380
Hose - Upper		③<20563
Hose - Lower; (1 1/4" I.D.)		②24220
Hose - By Pass; (5/8" I.D.)		28441
Allis-Chalmers 4-Cyl. 149		
1967-1959		
Belt - Fan & Gen.; Ser. No. D10-3501 & Before	209656	TR22363
Belt - Fan & Gen.; Ser. No. D10-3502 & After	233432	7380
Hose - Upper		③<20563
Hose - Lower; (1 1/4" I.D.)		②24220
Hose - By Pass; (5/8" I.D.)		28441
D12		
Allis-Chalmers 4-Cyl. 138		
1969-1959		
Belt - Fan & Gen.; Ser. No. D12-3001 & Before	209656	TR22363
Belt - Fan & Gen.; Ser. No. D12-3002 & After	233432	7380
Hose - Upper		③<20563
Hose - Lower; (1 1/4" I.D.)		②24220
Hose - By Pass; (5/8" I.D.)		28441
Allis-Chalmers 4-Cyl. 149		
1963-1959		
Belt - Fan & Gen.; Ser. No. D12-3001 & Before	209656	TR22363
Belt - Fan & Gen.; Ser. No. D12-3002 & After	233432	7380
Hose - Upper		③<20563
Hose - Lower; (1 1/4" I.D.)		②24220
Hose - By Pass; (5/8" I.D.)		28441
D14		
Power-Crater 4-Cyl. 149		
1960-1957		
Belt - Fan & Gen.; W/Electric Start	209656	TR22363
Belt - Fan & Gen.; W/O Electric Start	207003	TR22322
Hose - Upper		③<21942
		or ●25249
Hose - Lower; (1 1/4" I.D.)		②24220
Hose - By Pass; (5/8" I.D.)		28441
Power-Crater 4-Cyl. 149 LPG		
1960-1957		
Belt - Fan & Gen.; W/Electric Start	209656	TR22363
Belt - Fan & Gen.; W/O Electric Start	207003	TR22322
Hose - Upper		③<21942
		or ●25249
Hose - Lower; (1 1/4" I.D.)		②24220
Hose - By Pass; (5/8" I.D.)		28441

② Two Required.
● Vulco-Flex® Coolant Hose.

Application	Mfr. No.	Part No.
ALLIS-CHALMERS - Continued		
D15		
Allis-Chalmers 4-Cyl. 175 Diesel		
1962-1960		
Belt - Fan & Gen.	233489	②♣9420HD
Hose - Upper; (1 1/2" I.D.)		24224
Hose - Lower		③<20267
Power-Crater 4-Cyl. 149		
1962-1960		
Belt - Fan & Gen.	233432	7380
Hose - Upper		③<20661
		or ●25251
Power-Crater 4-Cyl. 149 LPG		
1962-1960		
Belt - Fan & Gen.	233432	7380
D15 Series II		
Allis-Chalmers 4-Cyl. 149		
1967-1963		
Belt - Fan & Gen.	233432	7380
Hose - Upper		③<20661
		or ●25251
Allis-Chalmers 4-Cyl. 175 Diesel		
1967-1963		
Belt - Fan & Gen.	233489	②♣9420HD
Hose - Upper; (1 1/2" I.D.)		24224
Hose - Lower		③<20267
Power-Crater 4-Cyl. 160		
1967-1963		
Hose - Upper		③<20661
		or ●25251
Hose - Lower		●25252
Hose - By Pass; (5/8" I.D.)		28441
D17		
Allis-Chalmers 4-Cyl. 226		
1962-1957		
Belt - Fan & Gen.	229211	♣9463HD
Belt - P.S.; Ser. No. 42001 & After	237386	♣9425HD
Hose - Upper		③<20088
		or ●25474
Hose - Lower		③<21794
		or ●25476
Hose - By Pass; (3/4" I.D.)		28442
Allis-Chalmers 6-Cyl. 262 Diesel		
1962-1957		
Belt - Fan & Gen.; Ser. No. 119938 & Before ..	229559	②♣9455HD
Belt - Fan & Gen.; Ser. No. 119939 & After ...	237048	♣9455HD
Belt - P.S.	235394	♣9375HD
Hose - Upper; Ser. No. 38964 & Before(1 3/4" I.D.)		②24228
Hose - Upper; Ser. No. 38965 & After		●26502
Hose - Lower; Ser. No. 38964 & Before(1 1/2" I.D.)		24224
Hose - Lower; Ser. No. 38965 & After		③<20559
		or ●25528
Hose - By Pass; (1" I.D.)		24216
D17 Series II		
Allis-Chalmers 4-Cyl. 226		
1964-1962		
Belt - Fan & Gen.	229211	♣9463HD
Belt - P.S.; Ser. No. 42001 & After	237386	♣9425HD
Hose - Upper		③<20088
		or ●25474
Hose - Lower		③<21794
		or ●25476
Hose - By Pass; (3/4" I.D.)		28442
Allis-Chalmers 6-Cyl. 262 Diesel		
1964-1962		
Belt - Fan & Gen.; Ser. No. 119938 & Before .	229559	②♣9455HD
Belt - Fan & Gen.; Ser. No. 119939 & After ...	237048	♣9455HD

③ Cut to Fit.
♣ Standard Belt May Also Be Available.

Belts and Coolant Hose for Tractors Alphabetical

Application	Mfr. No.	Part No.
ALLIS-CHALMERS - Continued		
D17 Series II - Continued		
Allis-Chalmers 6-Cyl. 262 Diesel - Continued		
1964-1962 - Continued		
Belt - P.S.	235394	▲9375HD
Hose - Upper; Ser. No. 38964 & Before(1 3/4" I.D.)		②24228
Hose - Upper; Ser. No. 38965 & After		●26502
Hose - Lower; Ser. No. 38964 & Before(1 1/2" I.D.)		24224
Hose - Lower; Ser. No. 38965 & After		✂20559
	or	●25528
Hose - By Pass; (1" I.D.)		24216
D17 Series IV		
Allis-Chalmers 4-Cyl. 226		
1967-1964		
Belt - Fan & Gen.	229211	▲9463HD
Belt - P.S.; Ser. No. 42001 & After	237386	▲9425HD
Hose - Upper		✂20088
	or	●25474
Hose - Lower		✂21794
	or	●25476
Hose - By Pass; (3/4" I.D.)		28442
Allis-Chalmers 6-Cyl. 262 Diesel		
1967-1964		
Belt - Fan & Gen.; Ser. No. 119938 & Before .	229559	②▲9455HD
Belt - Fan & Gen.; Ser. No. 119939 & After ...	237048	▲9455HD
Belt - P.S.	235394	▲9375HD
Hose - Upper		●26502
Hose - Lower		✂20559
	or	●25528
D19		
Allis-Chalmers 6-Cyl. 262		
1964-1961		
Belt - Fan & Gen.; W/46 1/4" Belt O.C.	235353	▲9463HD
Belt - Fan & Gen.; W/48 1/4" Belt O.C.	227470	▲9480HD
Belt - P.S.	235394	▲9375HD
Hose - Upper		●26502
Hose - Lower		✂20559
	or	●25528
Allis-Chalmers 6-Cyl. 262 Diesel		
1964-1961		
Belt - Fan & Gen.; W/46 1/4" Belt O.C.	235353	▲9463HD
Belt - Fan & Gen.; W/48 1/4" Belt O.C.	227470	▲9480HD
Belt - P.S.	235394	▲9375HD
Hose - Upper		●26502
D21		
Allis-Chalmers 6-Cyl. 426 Diesel		
1965-1963		
Belt - Fan & Alt.; Ser. No. 4445 & Before	240595	②▲9580HD
Belt - Fan & Alt.; Ser. No. 4446 & After	254350	▲9560HD
Hose - Upper		●26511
Hose - Lower		●26508
Hose - By Pass		●25257
D21 Series II		
Allis-Chalmers 6-Cyl. 426 Diesel		
1969-1965		
Belt - Fan & Alt.; Ser. No. 4445 & Before	240595	②▲9580HD
Belt - Fan & Alt.; Ser. No. 4446 & After	254350	▲9560HD
Hose - Upper		●26511
Hose - Lower		●26508
Hose - By Pass		●25257
G		
Continental 4-Cyl. 62		
1955-1948		
Belt - Fan & Gen.	800116	TR22416
Hose - Upper; (1 1/2" I.D.)		24224
Hose - Lower; (1 1/2" I.D.)		24224

Application	Mfr. No.	Part No.
ALLIS-CHALMERS - Continued		
H3		
Allis-Chalmers 4-Cyl. 149		
1968-1963		
Belt - Fan & Gen.	233432	7380
Hose - Upper		✂20661
H4		
Allis-Chalmers 4-Cyl. 200		
1969-1965		
Belt - Fan & Alt.; W/45 3/4" Belt O.C.	237048	▲9455HD
Belt - Fan & Alt.; W/67 1/4" Belt O.C.	245120	▲9670HD
HD3		
Allis-Chalmers 4-Cyl. 149		
1968-1960		
Belt - Fan & Gen.	233432	7380
Allis-Chalmers 4-Cyl. 175 Diesel		
1968-1960		
Belt - Fan & Gen.	233490	②▲9420HD
Hose - Upper; (1 1/2" I.D.)		②24224
Hose - Lower; (1 1/2" I.D.)		②24224
HD4		
Allis-Chalmers 4-Cyl. 200		
1969-1965		
Belt - Fan & Alt.; W/45 3/4" Belt O.C.	237048	▲9455HD
Belt - Fan & Alt.; W/67 1/4" Belt O.C.	245120	▲9670HD
HD5; HD5A; HD5B		
GM 2-Cyl. 142 Diesel		
1955-1946		
Belt - Fan & Gen.	033138	②TR22625
Hose - Upper; (1 1/2" I.D.)		24224
Hose - Lower; (1 3/4" I.D.)		②24228
HD6; HD6A; HD6B		
Allis-Chalmers 4-Cyl. 344 Diesel		
1974-1955		
Belt - Fan; Ser. No. 6-10368 & Before	4348910	②TR28596
Belt - Fan; Ser. No. 6-10369 & After	4349777	②TR28483
Belt - Fan; Ser. No. 13321 & Before	4348910	②TR28596
Belt - Fan; Ser. No. 13322 & After	4349777	②TR28483
Belt - W.P. & Gen.; Ser. No. 6-10368 & Before	4348851	TR28514
Belt - W.P. & Gen.; Ser. No. 6-10369 & After .	4349729	TR22485
Belt - W.P. & Gen.; Ser. No. 13322 & After ...	4349728	TR22514
Hose - Upper		23547
Hose - Lower		23550
Hose - By Pass; (1 7/8" I.D.)		24230
HD6E		
Allis-Chalmers 4-Cyl. 344 Diesel		
1974-1961		
Belt - Fan; Ser. No. 6-10368 & Before	4348910	②TR28596
Belt - Fan; Ser. No. 6-10369 & After	4349777	②TR28483
Belt - Fan; Ser. No. 13321 & Before	4348910	②TR28596
Belt - Fan; Ser. No. 13322 & After	4349777	②TR28483
Belt - W.P. & Gen.; Ser. No. 6-10368 & Before	4348851	TR28514
Belt - W.P. & Gen.; Ser. No. 6-10369 & After .	4349729	TR22485
Belt - W.P. & Gen.; Ser. No. 13322 & After ...	4349728	TR22514
Hose - Upper		23547
Hose - Lower		23550
Hose - By Pass; (1 7/8" I.D.)		24230
HD6EP		
Allis-Chalmers 4-Cyl. 344 Diesel		
1974-1961		
Belt - Fan	4337756	②TR28514
Belt - W.P. & Gen.	4337725	TR22525
Hose - Upper		23547
Hose - Lower; (2 1/2" I.D.)		②24940

▲ Standard Belt May Also Be Available.
 ● Vulco-Flex® Coolant Hose.
 ✂ Use Wire Inserted Green Stripe® Coolant Hose.

② Two Required.
 ✂ Cut to Fit.

Belts and Coolant Hose for Tractors Alphabetical

Agricultural Equipment

Application	Mfr. No.	Part No.
ALLIS-CHALMERS - Continued		
HD7; HD7W		
GM 3-Cyl. 213 Diesel		
1950-1940		
Belt - Fan	602944	②TR22578
Belt - Gen.	040549	TR20451
HD9		
GM 4-Cyl. 284 Diesel		
1955-1950		
Belt - Fan	033138	②TR22625
Belt - Gen.; Ser. No. 3270 & Before	079582	TR22405
Belt - Gen.; Ser. No. 3271 & After	040549	TR20451
Hose - Upper; (2" I.D.)		24232
Hose - Lower; (2" I.D.)		24232
Hose - By Pass; (1" I.D.)		24216
HD10; HD10W		
GM 4-Cyl. 284 Diesel		
1950-1940		
Belt - Fan	602944	②TR22578
Belt - Gen.	040549	TR20451
Hose - Upper; (2" I.D.)		24232
Hose - Lower; (2 1/4" I.D.)		24236
HD11		
Allis-Chalmers 6-Cyl. 516 Diesel		
1970-1955		
Belt - Fan; Ser. No. 11-4854 & Before	4335452	②TR28649
Belt - Fan; Ser. No. 11-4855 & After	4349778	②TR28522
Belt - Fan; Ser. No. 13322 & After	4337757	②TR28545
Belt - W.P. & Gen.; Ser. No. 11-4855 & After .	4349728	TR22514
Belt - W.P. & Gen.; Ser. No. 13322 & After ...	4338212	TR22534
Hose - Upper; Ser. No. 6426 & Before(2 1/8" I.D.)		②24934
Hose - Upper; Ser. No. 6427 & After		23547
Hose - Lower; (2 1/2" I.D.)		24240
HD11B		
Allis-Chalmers 6-Cyl. 516 Diesel		
1974-1971		
Belt - Fan; Ser. No. 11-4854 & Before	4335452	②TR28649
Belt - Fan; Ser. No. 11-4855 & After	4349778	②TR28522
Belt - Fan; Ser. No. 13322 & After	4337757	②TR28545
Belt - W.P. & Gen.; Ser. No. 11-4855 & After .	4349728	TR22514
Belt - W.P. & Gen.; Ser. No. 13322 & After ...	4338212	TR22534
Hose - Upper; Ser. No. 6426 & Before(2 1/8" I.D.)		②24934
Hose - Upper; Ser. No. 6427 & After		23547
Hose - Lower; (2 1/2" I.D.)		24240
HD11E		
Allis-Chalmers 6-Cyl. 516 Diesel		
1971-1963		
Belt - Fan; Ser. No. 11-4854 & Before	4335452	②TR28649
Belt - Fan; Ser. No. 11-4855 & After	4349778	②TR28522
Belt - Fan; Ser. No. 13322 & After	4337757	②TR28545
Belt - W.P. & Gen.; Ser. No. 11-4855 & After .	4349728	TR22514
Belt - W.P. & Gen.; Ser. No. 13322 & After ...	4338212	TR22534
Hose - Upper; Ser. No. 6426 & Before(2 1/8" I.D.)		②24934
Hose - Upper; Ser. No. 6427 & After		23547
Hose - Lower; (2 1/2" I.D.)		24240
HD11EP		
Allis-Chalmers 6-Cyl. 516 Diesel		
1971-1961		
Belt - Fan; Ser. No. 11-4854 & Before	4335452	②TR28649
Belt - Fan; Ser. No. 11-4855 & After	4349778	②TR28522
Belt - Fan; Ser. No. 13322 & After	4337757	②TR28545
Belt - W.P. & Gen.; Ser. No. 11-4855 & After .	4349728	TR22514
Belt - W.P. & Gen.; Ser. No. 13322 & After ...	4338212	TR22534
Hose - Upper; Ser. No. 6426 & Before(2 1/8" I.D.)		②24934
Hose - Upper; Ser. No. 6427 & After		23547
Hose - Lower; (2 1/2" I.D.)		24240

② Two Required.

Application	Mfr. No.	Part No.
ALLIS-CHALMERS - Continued		
HD11ES		
Allis-Chalmers 6-Cyl. 516 Diesel		
1973-1967		
Belt - Fan; Ser. No. 11-4854 & Before	4335452	②TR28649
Belt - Fan; Ser. No. 11-4855 & After	4349778	②TR28522
Belt - Fan; Ser. No. 13322 & After	4337757	②TR28545
Belt - W.P. & Gen.; Ser. No. 11-4855 & After .	4349728	TR22514
Belt - W.P. & Gen.; Ser. No. 13322 & After ...	4338212	TR22534
Hose - Upper; Ser. No. 6426 & Before(2 1/8" I.D.)		②24934
Hose - Upper; Ser. No. 6427 & After		23547
Hose - Lower; (2 1/2" I.D.)		24240
HD11F		
Allis-Chalmers 6-Cyl. 516 Diesel		
1973-1971		
Belt - Fan; Ser. No. 11-4854 & Before	4335452	②TR28649
Belt - Fan; Ser. No. 11-4855 & After	4349778	②TR28522
Belt - Fan; Ser. No. 13322 & After	4337757	②TR28545
Belt - W.P. & Gen.; Ser. No. 11-4855 & After .	4349728	TR22514
Belt - W.P. & Gen.; Ser. No. 13322 & After ...	4338212	TR22534
Hose - Upper; Ser. No. 6426 & Before(2 1/8" I.D.)		②24934
Hose - Upper; Ser. No. 6427 & After		23547
Hose - Lower; (2 1/2" I.D.)		24240
HD11S		
Allis-Chalmers 6-Cyl. 516 Diesel		
1973-1967		
Belt - Fan; Ser. No. 11-4854 & Before	4335452	②TR28649
Belt - Fan; Ser. No. 11-4855 & After	4349778	②TR28522
Belt - Fan; Ser. No. 13322 & After	4337757	②TR28545
Belt - W.P. & Gen.; Ser. No. 11-4855 & After .	4349728	TR22514
Belt - W.P. & Gen.; Ser. No. 13322 & After ...	4338212	TR22534
Hose - Upper; Ser. No. 6426 & Before(2 1/8" I.D.)		②24934
Hose - Upper; Ser. No. 6427 & After		23547
Hose - Lower; (2 1/2" I.D.)		24240
HD14		
GM 6-Cyl. 426 Diesel		
1947-1939		
Belt - Fan	602944	②TR22578
Belt - Gen.	040549	TR20451
HD14C		
GM 6-Cyl. 426 Diesel		
1947-1939		
Belt - Gen.	602944	TR22578
HD15; HD15AC		
GM 6-Cyl. 426 Diesel		
1955-1950		
Belt - Fan; W/O Torque Converter	069704	②B81
Belt - Gen.; W/Torque Converter	076750	TR22588
Belt - Gen.; W/O Torque Converter	602944	TR22578
Hose - Upper; (2 1/4" I.D.)		②24236
Hose - Lower; (2 1/4" I.D.)		24236
HD16; HD16A; HD16AC		
Allis-Chalmers 6-Cyl. 844 Diesel		
1970-1955		
Belt - Fan & Gen.	086979	②CX81
Belt - W.P.	4386813	TR22495
Hose - Upper; Ser. No. 5901 & After(2 3/4" I.D.)		②24244
Hose - Lower; Ser. No. 5901 & After(2 1/2" I.D.)		②24240
Hose - By Pass; (1 5/8" I.D.)		24226
HD16B		
Allis-Chalmers 6-Cyl. 844 Diesel		
1973-1961		
Belt - Fan & Gen.	086979	②CX81
Belt - W.P.	4386813	TR22495

② Use Wire Inserted Green Stripe® Coolant Hose.

Belts and Coolant Hose for Tractors Alphabetical

Application	Mfr. No.	Part No.
ALLIS-CHALMERS - Continued		
HD16B - Continued		
Allis-Chalmers 6-Cyl. 844 Diesel - Continued		
1973-1961 - Continued		
Hose - Upper; Ser. No. 5901 & After(2 3/4" I.D.)		②24244
Hose - Lower; Ser. No. 5901 & After(2 1/2" I.D.)		②24240
Hose - By Pass; (1 5/8" I.D.)		24226
HD16D; HD16DC; HD16DP		
Allis-Chalmers 6-Cyl. 844 Diesel		
1970-1955		
Belt - Fan & Gen. 086979		②CX81
Belt - W.P. 4386813		TR22495
Hose - Upper; Ser. No. 5901 & After(2 3/4" I.D.)		②24244
Hose - Lower; Ser. No. 5901 & After(2 1/2" I.D.)		②24240
Hose - By Pass; (1 5/8" I.D.)		24226
HD19		
GM 6-Cyl. 426 Diesel		
1950-1947		
Belt - Fan; Ser. No. 1802 & After	067529	②CX81
Belt - Gen. 602944		TR22578
Hose - Upper; Ser. No. 1801 & Before(2 1/4" I.D.)		②24236
Hose - Upper; Ser. No. 1802 & After(2 1/4" I.D.)		24236
Hose - Lower; (2 1/4" I.D.)		24236
HD20		
GM 6-Cyl. 660 Diesel		
1954-1951		
Belt - Fan & Gen. 067529		②CX81
Hose - Upper; (2 3/4" I.D.)		24244
Hose - Lower; Std. Models(2 3/4" I.D.)		②24244
Hose - Lower; W/Torque Converter(2 3/4" I.D.)		24244
Hose - By Pass; (1 1/4" I.D.)		24220
HD21; HD21A; HD21AC		
Allis-Chalmers 6-Cyl. 844 Diesel		
1969-1954		
Belt - Fan; Ser. No. 9001 & Before	067529	②CX81
Belt - W.P. 4386813		TR22495
Belt - Gen. 082879		▲9530HD
Hose - Upper; (2 3/4" I.D.)		24244
Hose - Lower; (2 1/2" I.D.)		②24240
HD21B		
Allis-Chalmers 6-Cyl. 844 Diesel		
1975-1969		
Hose - Upper; (2 3/4" I.D.)		24244
Hose - Lower; (2 1/2" I.D.)		②24240
HD41		
Cummins VT121710 Diesel		
1974-1970		
Belt - Fan	673606	③CX81
Belt - W.P. 178665		②TR28390
Belt - Alt.; W/36 3/8" Belt O.C. 663945		TR22358
Belt - Alt.; W/39 1/8" Belt O.C.		TR22386
Hose - Upper - Eng. To Pipe; (3" I.D.)		②24448
Hose - Upper - Pipe To Rad.; (3" I.D.)		②24448
Hose - Lower - Eng. To Pipe; (3 1/2" I.D.)		②24456
Hose - Lower - Pipe To Rad.; (3 1/2" I.D.)		②24456
I-40		
Allis-Chalmers 4-Cyl. 149		
1966-1964		
Belt - Fan & Gen. 233432		7380
Hose - Upper		☞20563
Hose - Lower; (1 1/2" I.D.)		②24224

Application	Mfr. No.	Part No.
ALLIS-CHALMERS - Continued		
I-60		
Allis-Chalmers 4-Cyl. 160		
1966-1965		
Belt - Fan & Gen. 233432		7380
Hose - Upper		☞20661
	or	●25251
Allis-Chalmers 4-Cyl. 175 Diesel		
1966-1965		
Belt - Fan & Gen. 233489		②▲9420HD
Hose - Upper; (1 1/2" I.D.)		24224
Hose - Lower; Molded Hose		☞20267
Hose - Lower; Strt. Hose(1 1/2" I.D.)		24224
I-400		
Allis-Chalmers 4-Cyl. 149		
1968-1966		
Belt - Fan & Gen. 233432		7380
Hose - Upper		☞20563
Hose - Lower; (1 1/2" I.D.)		②24224
I-600		
Allis-Chalmers 4-Cyl. 160		
1968-1966		
Belt - Fan & Gen. 233432		7380
Hose - Upper		☞20661
	or	●25251
Allis-Chalmers 4-Cyl. 175 Diesel		
1968-1966		
Belt - Fan & Gen. 233489		②▲9420HD
Hose - Upper; (1 1/2" I.D.)		24224
Hose - Lower; Molded Hose		☞20267
Hose - Lower; Strt. Hose(1 1/2" I.D.)		24224
IB		
Allis-Chalmers 4-Cyl. 116		
1958-1939		
Belt - Fan	207003	TR22322
Belt - Fan & Gen. 209656		TR22363
Hose - Upper; (1 1/4" I.D.)		24220
Hose - Lower; (1 1/4" I.D.)		②24220
Allis-Chalmers 4-Cyl. 125		
1958-1939		
Belt - Fan	207003	TR22322
Belt - Fan & Gen. 209656		TR22363
Hose - Upper; (1 1/4" I.D.)		24220
Hose - Lower; (1 1/4" I.D.)		②24220
One-Eighty		
West Allis 6-Cyl. 265		
1973-1967		
Belt - Fan & Alt. 243021		▲9530HD
Hose - Upper		21256
	or	●26504
Hose - Lower		●26504
West Allis 6-Cyl. 301 Diesel		
1973-1967		
Belt - Fan & Alt. 243021		▲9530HD
Hose - Upper		21256
	or	●26504
Hose - Lower		●26504
One-Ninety		
Allis-Chalmers 6-Cyl. 265		
1973-1964		
Belt - Fan & Alt.; Ser. No. 2G05728 & Before .. 243021		▲9530HD
Belt - Fan & Alt.; Ser. No. 2G05729 & After .. 252145		▲9525HD
Belt - A.C. 246618		▲9360HD
Hose - Upper; Ser. No. 14450 & Before		●26503
Hose - Upper; Ser. No. 14451 & After		21256

② Two Required.
 ③ Three Required.
 ● Vulco-Flex® Coolant Hose.

▲ Standard Belt May Also Be Available.
 ☞ Cut to Fit.

Belts and Coolant Hose for Tractors Alphabetical

Application	Mfr. No.	Part No.	Application	Mfr. No.	Part No.
ALLIS-CHALMERS - Continued			ALLIS-CHALMERS - Continued		
One-Ninety - Continued			Two-Ten - Continued		
Allis-Chalmers 6-Cyl. 265 - Continued			Allis-Chalmers 6-Cyl. 426 Diesel - Continued		
1973-1964 - Continued			1973-1970 - Continued		
Hose - Upper; Ser. No. 14451 & After		●26504	Hose - By Pass		●25257
Hose - Lower; Ser. No. 14450 & Before		●26503	Two-Twenty		
Hose - Lower; Ser. No. 14451 & After		●26504	Allis-Chalmers 6-Cyl. 426 Diesel		
Allis-Chalmers 6-Cyl. 301 Diesel			1973-1969		
1973-1964			Belt - Fan & Alt. 254351		
Belt - Fan & Alt.; Ser. No. 2D25950 & Before .. 252145		▲9525HD	Belt - A.C.; W/81 1/4" Belt O.C.		
Belt - Fan & Alt.; Ser. No. 2D25951 & After ... 255200		▲9510HD	Hose - Upper; Early		
Belt - A.C. 246618		▲9360HD	Hose - Upper; Late		
Hose - Upper; Ser. No. 14450 & Before		●26503	Hose - Lower; Early		
Hose - Upper; Ser. No. 14451 & After		21256	Hose - Lower; Late		
		or ●26504	Hose - By Pass		
Hose - Lower; Ser. No. 14450 & Before		●26503			
Hose - Lower; Ser. No. 14451 & After		●26504			
One-Ninety XT			U		
Allis-Chalmers 6-Cyl. 301			Continental 4-Cyl. 284 Distillate		
1972-1965			1952-1929		
Belt - Fan & Alt. 252145		▲9525HD	Belt - Fan	U2754	TR28514
Belt - A.C. 246618		▲9360HD	Belt - Gen.; W/2 1/2" Dia. Pulley	212336	2240
Hose - Upper; Ser. No. 14450 & Before		●26503	Belt - Gen.; W/3 5/8" Dia. Pulley		9260
Hose - Upper; Ser. No. 14451 & After		21256	Hose - Upper; (2" I.D.)		24232
		or ●26504	Hose - Lower; (2" I.D.)		24232
Hose - Lower; Ser. No. 14450 & Before		●26503	Unimog 4-Cyl. 301 Distillate		
Hose - Lower; Ser. No. 14451 & After		●26504	1952-1929		
Allis-Chalmers 6-Cyl. 301 Diesel			Belt - Fan		
1972-1965			Belt - Gen.; W/2 1/2" Dia. Pulley		
Belt - Fan & Alt.; Ser. No. 2D25950 & Before .. 252145		▲9525HD	Belt - Gen.; W/3 5/8" Dia. Pulley		
Belt - Fan & Alt.; Ser. No. 2D25951 & After ... 255200		▲9510HD	Hose - Upper; (2" I.D.)		
Belt - A.C. 246618		▲9360HD	Hose - Lower; (2" I.D.)		
Hose - Upper; Ser. No. 14450 & Before		●26503			
Hose - Upper; Ser. No. 14451 & After		21256			
		or ●26504			
Hose - Lower; Ser. No. 14450 & Before		●26503			
Hose - Lower; Ser. No. 14451 & After		●26504			
One-Seventy			UC		
Perkins 4-Cyl. 236 Diesel			Continental 4-Cyl. 284		
1973-1967			1941-1930		
Belt - Fan & Alt. 227470		▲9480HD	Belt - Fan	U2754	TR28514
Hose - Upper; (1 3/4" I.D.)		24228	Belt - Gen.; W/2 1/2" Dia. Pulley	212336	2240
Hose - Lower		☉20993	Belt - Gen.; W/3 5/8" Dia. Pulley		9260
		or ●25480	Hose - Upper; (2" I.D.)		24232
West Allis 4-Cyl. 226			Hose - Lower; (2" I.D.)		24232
1973-1967			Unimog 4-Cyl. 301		
Belt - Fan & Alt. 248316		▲9470HD	1941-1930		
Hose - Upper; Early		●25477	Belt - Fan		
Hose - Upper; Late		●25482	Belt - Gen.; W/2 1/2" Dia. Pulley		
Hose - Lower		20065	Belt - Gen.; W/3 5/8" Dia. Pulley		
		or ●25473	Hose - Upper; (2" I.D.)		
Hose - By Pass; (3/4" I.D.)		24212	Hose - Lower; (2" I.D.)		
One-Sixty			WC		
Perkins 3-Cyl. 153 Diesel			Allis-Chalmers 4-Cyl. 201		
1971-1969			1948-1933		
Belt - Fan & Gen.; W/48 1/4" Belt O.C.		▲9480HD	Belt - Fan	203073	TR22416
Belt - Fan & Gen.; W/50 1/4" Belt O.C. 2074320		▲9500HD	Belt - Fan & Gen.	209824	TR22461
Belt - P.S. 2073746		▲9290HD	Hose - Upper; (1 1/2" I.D.)		24224
Two-Ten			Hose - Lower; (1 1/2" I.D.)		24224
Allis-Chalmers 6-Cyl. 426 Diesel			Allis-Chalmers 4-Cyl. 201 Distillate		
1973-1970			1948-1933		
Belt - Fan & Alt. 254351		②▲9560HD	Belt - Fan	203073	TR22416
Belt - A.C.; W/81 1/4" Belt O.C.		9810	Belt - Fan & Gen.	209824	TR22461
Hose - Upper; Early		●26505	Hose - Upper; (1 1/2" I.D.)		24224
Hose - Upper; Late		●26511	Hose - Lower; (1 1/2" I.D.)		24224
Hose - Lower; Early		●26504	WD		
Hose - Lower; Late		●26508	Allis-Chalmers 4-Cyl. 201		
			1953-1948		
			Belt - Fan		
			Belt - Fan & Gen.		
			Hose - Upper; (1 1/2" I.D.)		
			Hose - Lower; (1 1/2" I.D.)		

● Vulco-Flex® Coolant Hose.
☉ Cut to Fit.

▲ Standard Belt May Also Be Available.
② Two Required.

Belts and Coolant Hose for Tractors Alphabetical

Application	Mfr. No.	Part No.	Application	Mfr. No.	Part No.
ALLIS-CHALMERS - Continued			ANTONIO CARRARO - Continued		
WD - Continued			Bitrac HS - Continued		
Allis-Chalmers 4-Cyl. 201 Distillate			Carraro 2-Cyl. Diesel - Continued		
1953-1948			2001 - Continued		
Belt - Fan	203073	TR22416	Hose - Upper - Eng. To Thermostat	⊗	20065
Belt - Fan & Gen.	209824	TR22461	Hose - Lower	●	25252
Hose - Upper; (1 1/2" I.D.)		24224			
Hose - Lower; (1 1/2" I.D.)		24224			
WD45			BELARUS		
Allis-Chalmers 4-Cyl. 226			250A		
1957-1953			Vladimir 2-Cyl. 127 Diesel		
Belt - Fan & Gen.	209824	TR22461	1987-1979		
Belt - P.S.	227398	▲9590HD	Belt - Gen. & Blower		7520
Hose - Upper; (1 1/2" I.D.)		24224			
Hose - Lower; (1 1/2" I.D.)		24224	250AS		
Allis-Chalmers 6-Cyl. 230 Diesel			Vladimir 2-Cyl. 127 Diesel		
1957-1953			1996-1985		
Belt - Fan & Gen.; Ser. No. 77855 & Before ..	226935	▲9476HD	Belt - Gen. & Blower		7500
Belt - Fan & Gen.; Ser. No. 77856 & After	227470	▲9480HD			
Belt - P.S.	227398	▲9590HD			
Hose - Upper; (1 3/4" I.D.)		②24228			
Hose - Lower; (1 1/2" I.D.)		24224			
WF			310		
Allis-Chalmers 4-Cyl. 201			Belarus 2-Cyl. 127 Diesel		
1951-1937			1996-1989		
Belt - Fan	203073	TR22416	Belt - Gen. & Blower		7500
Belt - Fan & Gen.	209824	TR22461			
Hose - Upper; (1 1/2" I.D.)		24224			
Hose - Lower; (1 1/2" I.D.)		24224	400A; 400AN		
WK			Belarus 4-Cyl. 253 Diesel		
Allis-Chalmers 4-Cyl. 510			1997-1977		
1939			Belt - Alt. & Blower	D37E1308021	②7512
Belt - Fan	203073	TR22416			
Belt - Fan & Gen.	209824	TR22461	420		
Hose - Upper; (1 1/2" I.D.)		24224	Belarus 4-Cyl. 253 Diesel		
Hose - Lower; (1 1/2" I.D.)		24224	1983-1978		
			Belt - Alt. & Blower	D37E1308021	②7512
ANTONIO CARRARO			420A; 420AN		
5500; 7500			Belarus 4-Cyl. 253 Diesel		
Carraro 49 H.P.			1997-1976		
2001			Belt - Alt. & Blower		②7525
Belt - Fan & Alt.		7385			
Carraro 64 H.P.			500		
2001			Belarus 4-Cyl. 290 Diesel		
Belt - Fan & Alt.		7385	1992-1977		
			Belt - Fan & Alt.		TR24489
7700			Hose - Upper	⊗	20065
Carraro 49 H.P.			Hose - Lower	⊗	20945
2001			Hose - By Pass; (3/4" I.D.)		24212
Belt - Fan & Alt.		7385			
Carraro 64 H.P.			520		
2001			Belarus 4-Cyl. 290 Diesel		
Belt - Fan & Alt.		7385	1988-1979		
			Belt - Fan & Alt.		TR24489
Carraro 4-Cyl. Diesel			Hose - Upper	⊗	20065
2001			Hose - Lower	⊗	20945
Belt - Fan & Alt.		7380	Hose - By Pass; (3/4" I.D.)		24212
8008			560; 562		
Carraro 4-Cyl. Diesel			Belarus 4-Cyl. 290 Diesel		
2001			1991-1981		
Belt - Fan & Alt.		7380	Belt - Fan & Alt.		TR24515
			Belt - Fan & A.C.		TR22508
			Belt - Alt.; W/A.C.		9279
			Hose - Upper	⊗	21794
				or	●25474
			Hose - Lower		⊗21145
			Hose - By Pass; (1" I.D.)		24216
Bitrac HS			611		
Carraro 2-Cyl. Diesel			Belarus 4-Cyl. 302 Diesel		
2001			1992-1980		
Belt - Fan & Alt.		7375	Belt - Fan & Alt.		TR24578

▲ Standard Belt May Also Be Available.
⊗ Cut to Fit.

② Two Required.
● Vulco-Flex® Coolant Hose.

Belts and Coolant Hose for Tractors Alphabetical

Application	Mfr. No.	Part No.
BELARUS - Continued		
611 - Continued		
Belarus 4-Cyl. 302 Diesel - Continued		
1992-1980 - Continued		
Hose - Upper; (1 3/4" I.D.)		24228
Hose - Lower - Eng. To Pipe; (1 7/8" I.D.)		24230
Hose - Lower - Pipe To Rad.; (1 1/2" I.D.)		24224
800		
Belarus 4-Cyl. 290 Diesel		
1997-1977		
Belt - Fan & Alt.		7516
Belt - Fan & A.C.		▲9510HD
Belt - Alt.; W/A.C.		9270
Hose - Upper		⊘<21794
	or	●25474
Hose - Lower		⊘<21145
Hose - By Pass; (1" I.D.)		24216
802		
Belarus 4-Cyl. 290 Diesel		
1996-1977		
Belt - Fan & Alt.		7516
Belt - Fan & A.C.		▲9510HD
Belt - Alt.; W/A.C.		9270
Hose - Upper		⊘<21794
	or	●25474
Hose - Lower		⊘<21145
Hose - By Pass; (1" I.D.)		24216
820		
Belarus 4-Cyl. 290 Diesel		
1995-1979		
Hose - Upper		●25474
822		
Belarus 4-Cyl. 290 Diesel		
1993-1981		
Belt - Fan & Alt.		7516
Belt - Fan & A.C.		▲9510HD
Belt - Alt.; W/A.C.		9270
Hose - Upper		⊘<21794
	or	●25474
Hose - Lower		⊘<21145
Hose - By Pass; (1" I.D.)		24216
925		
Belarus 4-Cyl. 290 Diesel		
1997-1991		
Belt - Fan & Alt.		▲9510HD
Belt - A.C., Alt. & Idler		9279
Hose - Upper		20065
	or	●25473
1500		
Belarus V-6 558 Diesel		
1986-1978		
Belt - Fan		ⓉTR24597
Belt - Fan To Alt.		▲9463HD
Hose - Upper - Eng. To Pipe; (1 1/2" I.D.)		24224
Hose - Upper - Pipe To Rad.; (1 1/2" I.D.)		24224
Hose - Lower - Eng. To Pipe; (2 3/8" I.D.)		24238
Hose - Lower - Pipe To Rad.; (2 3/8" I.D.)		24238
1770		
Belarus V-6 558 Diesel		
1995-1986		
Belt - Fan To Alt.		▲9451HD
Belt - Fan, Alt. & A.C.	22490	TR22485
Belt - Air Brake Compr.		TR24449
Belt - Fan		ⓉTR24597

▲ Standard Belt May Also Be Available.
● Vulco-Flex® Coolant Hose.

Application	Mfr. No.	Part No.
BELARUS - Continued		
1770 - Continued		
Belarus V-6 558 Diesel - Continued		
1995-1986 - Continued		
Hose - Upper; (1 5/8" I.D.)		24226
Hose - Lower; (2 3/8" I.D.)		24238
BF AVERY		
R		
Hercules 4-Cyl. 165		
1951-1939		
Belt - Fan & W.P.	RE684	TR24476
Belt - Gen.	KE1112	▲9335HD
Hose - Upper; (1 1/2" I.D.)		24224
Hose - Lower; (1 1/2" I.D.)		24224
V		
Hercules 4-Cyl. 65		
1952-1946		
Belt - Fan & Gen.	VT407	TR26353
BIG BUD		
450/50		
Cummins 6-Cyl. 1150 Diesel		
1980-1979		
Belt - Alt.	206996	K050370
Belt - A.C.		▲9600HD
Hose - Lower - Eng. To Pipe; (3 1/2" I.D.)		24456
525/50		
Cummins 6-Cyl. 1150 Diesel		
1982-1979		
Belt - Alt.	206996	K050370
Belt - A.C.		▲9600HD
Hose - Lower - Eng. To Pipe; (3 1/2" I.D.)		24456
CASE		
200 Series		
Case 4-Cyl. 127		
1960-1958		
Belt - Fan & Gen.	VT4886	TR24449
Hose - Upper; (1 3/4" I.D.)		24228
Hose - Lower; (1 3/4" I.D.)		Ⓣ24228
300 Series		
Case 4-Cyl. 148		
1959-1956		
Belt - P.S.	G46083	7270
Belt - Fan & Gen.	VT4886	TR24449
Hose - Upper; (1 3/4" I.D.)		24228
Hose - Lower; (1 3/4" I.D.)		Ⓣ24228
Continental 4-Cyl. 157 Diesel		
1959-1956		
Belt - P.S.	G46124	1230
Belt - Fan & Gen.	G11233	▲9447HD
Hose - Upper; (1 3/4" I.D.)		24228
Hose - Lower; (1 5/8" I.D.)		Ⓣ24226
310		
Case 4-Cyl. 148		
1963-1957		
Belt - Fan & Gen.; Ser. No. 3008187 & Before VT4886		TR24449
Belt - Fan & Gen.; Ser. No. 3008188 Thru 3012300	G46222	TR24461
Belt - Fan & Gen.; Ser. No. 3012301 & After .	G46238	▲9476HD
Belt - P.S.	G46083	7270
Hose - Upper		●26602
Hose - Lower		20357

⊘< Cut to Fit.
Ⓣ Two Required.

Belts and Coolant Hose for Tractors Alphabetical

Application	Mfr. No.	Part No.
CASE - Continued		
310 - Continued		
Case 4-Cyl. 148 - Continued		
1963-1957 - Continued		
Hose - Lower		●26602
Case 4-Cyl. 188 Diesel		
1963-1958		
Belt - Fan & Gen.; Ser. No. 3008187 & Before VT4886		TR24449
Belt - Fan & Gen.; Ser. No. 3008188 Thru 3012300	G46222	TR24461
Belt - Fan & Gen.; Ser. No. 3012301 & After	G46238	▲9476HD
Belt - P.S.	G46083	7270
Hose - Upper		●26507
Hose - Lower; (1 3/4" I.D.)		24228
320		
Continental 4-Cyl. 148		
1958-1957		
Belt - Fan & Gen.	VT4886	TR24449
Belt - Fan, Gen. & S.P.	G46083	7270
Hose - Upper; (1 3/4" I.D.)		24228
Hose - Lower; (1 3/4" I.D.)		②24228
350		
Case 4-Cyl. 188 Diesel		
1979-1970		
Belt - Fan & Alt.	G46238	▲9476HD
Hose - Upper		✕20206
		or ●26507
Hose - Lower; (1 3/4" I.D.)		②24228
350 Utility		
Case 4-Cyl. 164		
1958-1957		
Belt - Fan & Gen.	VT4886	TR24449
Belt - P.S.	G46083	7270
Hose - Upper; (1 3/4" I.D.)		24228
Hose - Lower; (1 3/4" I.D.)		②24228
351		
Case 4-Cyl. 164		
1958-1956		
Belt - Fan & Gen.	VT4886	TR24449
Belt - P.S.	G46083	7270
380CK Industrial		
David Brown 3-Cyl. 164 Diesel		
1980-1974		
Belt - Fan To Alt.		7315
Belt - Fan & P.S.		②7430
Hose - Upper - Pipe To Rad.; (1 5/8" I.D.)		24226
400 Series		
Case 4-Cyl. 148		
1959-1958		
Belt - Fan & Gen.	011139AB	▲9490HD
Hose - Upper; (2 1/2" I.D.)		24240
Hose - Lower; (1 3/4" I.D.)		24228
Case 4-Cyl. 251		
1958-1955		
Belt - Fan & Gen.	011139AB	▲9490HD
Hose - Upper; (2 1/2" I.D.)		24240
Hose - Lower; (1 3/4" I.D.)		24228
Case 4-Cyl. 251 Diesel		
1958-1955		
Belt - Fan & Gen.	011139AB	▲9490HD
Hose - Upper; (2 1/2" I.D.)		24240
Hose - Lower; (1 3/4" I.D.)		24228

Application	Mfr. No.	Part No.
CASE - Continued		
400 Series - Continued		
Case 4-Cyl. 251 LPG		
1958-1955		
Hose - Upper; (2 1/2" I.D.)		24240
Hose - Lower; (1 3/4" I.D.)		24228
410B Industrial; 411B Industrial		
Case 4-Cyl. 148		
1959-1958		
Belt - P.S.	G46083	7270
420		
Case 4-Cyl. 148		
1963-1959		
Belt - Fan & Gen.	G46222	TR24461
Hose - Upper		20357
		or ●26602
Hose - Lower		20357
		or ●26602
420B Industrial		
Case 4-Cyl. 148		
1960		
Belt - Fan & Gen.	G46222	TR24461
Hose - Upper		20357
		or ●26602
Hose - Lower		20357
		or ●26602
1959-1955		
Belt - Fan & Gen. - Left Side	VT4886	TR24449
Belt - Fan & Gen. - Right Side	G46238	▲9476HD
Belt - Fan, Gen. & S.P.	G46083	7270
Hose - Upper; (1 3/4" I.D.)		24228
Hose - Lower; (1 3/4" I.D.)		②24228
420C Industrial		
Case 4-Cyl. 148		
1962-1960		
Belt - Fan & Gen.	G46238	▲9476HD
Hose - Upper		●26602
Hose - Lower		20357
		or ●26602
Case 4-Cyl. 188 Diesel		
1962-1960		
Belt - Fan & Gen.	G46238	▲9476HD
Hose - Upper		●26507
430		
Case 4-Cyl. 148		
1969-1960		
Belt - Fan & Gen.	G46238	▲9476HD
Hose - Upper; (1 3/4" I.D.)		24228
Hose - Lower; Ser. No. 6169602 & Before(1 3/4" I.D.)		②24228
Hose - Lower; Ser. No. 6169603 & After		✕20957
		or ●26602
Case 4-Cyl. 188 Diesel		
1969-1960		
Belt - Fan & Gen.	G46238	▲9476HD
Hose - Upper; (2" I.D.)		24232
Hose - Lower; (1 3/4" I.D.)		24228
441		
Case 4-Cyl. 148		
1960		
Belt - Fan & Gen.	G46238	▲9476HD
Hose - Upper; (1 3/4" I.D.)		24228
Hose - Lower; Ser. No. 6169602 & Before(1 3/4" I.D.)		②24228
Hose - Lower; Ser. No. 6169603 & After		✕20957
		or ●26602

● Vulco-Flex® Coolant Hose.
 ② Two Required.

▲ Standard Belt May Also Be Available.
 ✕ Cut to Fit.

Belts and Coolant Hose for Tractors Alphabetical

Application	Mfr. No.	Part No.
CASE - Continued		
450		
Case 4-Cyl. 188 Diesel		
1979-1965		
Belt - Fan & Gen.	G46238	▲9476HD
Hose - Upper		◊20611
		or ●26508
Hose - Lower; (1 3/4" I.D.)		24228
450B		
Case 4-Cyl. 188		
1984-1978		
Hose - Upper		◊20611
		or ●26508
Hose - Lower		◊20957
		or ●26603
475		
Case 301BD Diesel		
1986-1972		
Belt - Fan & Alt.	L49006	Ⓢ9570HD
Hose - Upper		●26530
Hose - Lower		●26529
Hose - By Pass; (1 1/4" I.D.)		24220
480B Industrial		
Case 4-Cyl. 188 Diesel		
1975-1966		
Belt - Fan & Alt.	A38824	▲9490HD
484		
Case 3-Cyl. 179 Diesel		
1984-1978		
Belt - Fan & Alt.; W/61" Belt O.C.	3129140R1	▲9610HD
Belt - Fan & Alt.; W/62" Belt O.C.	3113329R1	▲9620HD
500		
Case 6-Cyl. 377 Diesel		
1956-1953		
Belt - Fan & Gen.	09802AB	TR28492
Belt - P.S.	010288AB	7270
Hose - Upper; (1 1/2" I.D.)		24224
Hose - Lower; (2 1/4" I.D.)		24236
500B		
Continental ED208 Diesel		
1959-1958		
Belt - Fan & Gen.	VT4886	TR24449
Belt - P.S.	G46083	7270
Continental F209		
1959-1957		
Belt - Fan & Gen.	VT4886	TR24449
Belt - P.S.	G46083	7270
Hose - Upper; (1 3/4" I.D.)		24228
Hose - Lower; (1 3/4" I.D.)		Ⓢ24228
520		
Continental 4-Cyl. 157 Diesel		
1963-1959		
Belt - Fan & Gen.	30353	TR24449
Continental 4-Cyl. 162		
1960-1959		
Belt - Fan & Gen.	11585	TR24465
Hose - Lower		◊20230
		or ●25478
530; 540		
Case 4-Cyl. 159		
1969-1960		
Belt - Fan & Gen.	G46238	▲9476HD

Application	Mfr. No.	Part No.
CASE - Continued		
530; 540 - Continued		
Case 4-Cyl. 159 - Continued		
1969-1960 - Continued		
Hose - Upper; (2" I.D.)		24232
Hose - Lower; Ser. No. 6169603 & Before(1 3/4" I.D.)		24228
Hose - Lower; Ser. No. 6169604 & After		◊20957
Case 4-Cyl. 188 Diesel		
1969-1960		
Belt - Fan & Gen.	G46238	▲9476HD
Hose - Upper; (2" I.D.)		24232
Hose - Lower; (1 3/4" I.D.)		24228
550G		
Case 4-Cyl. 390 Diesel		
2000-1997		
Belt - Fan & Alt.	J911563	▲K080605HD
600		
Case 6-Cyl. 377 Diesel		
1957		
Belt - Fan & Gen.	09802AB	TR28492
Belt - P.S.	010288AB	7270
Hose - Upper; (1 1/2" I.D.)		24224
Hose - Lower; (2 1/4" I.D.)		24236
600 Crawler		
Continental ED208 Diesel		
1962-1957		
Belt - Fan & Gen.; Ser. No. 7060734 & Before 10148		▲9430HD
Belt - Fan & Gen.; Ser. No. 7060735 & After . R12232		▲9440HD
Continental F209		
1962-1957		
Belt - Fan & Gen.; W/47" Belt O.C.	11585	TR24465
Belt - Fan & Gen.; W/48 3/4" Belt O.C.	31170	TR28483
Hose - Lower		◊20230
		or ●25478
600B		
Continental ED208 Diesel		
1962-1957		
Belt - Fan & Gen.	VT4886	TR24449
Belt - P.S.	G46083	7270
Continental F209		
1962-1957		
Belt - Fan & Gen.	VT4886	TR24449
Belt - P.S.	G46083	7270
Hose - Upper; (1 3/4" I.D.)		24228
Hose - Lower; (1 3/4" I.D.)		Ⓢ24228
610 Crawler		
Continental ED208 Diesel		
1962-1957		
Belt - Fan & Gen.; Ser. No. 7060734 & Before 10148		▲9430HD
Belt - Fan & Gen.; Ser. No. 7060735 & After . R12232		▲9440HD
630		
Case 4-Cyl. 188		
1963-1960		
Belt - Fan & Gen.	G46238	▲9476HD
Hose - Upper; (2" I.D.)		24232
Hose - Lower; Ser. No. 6169603 & Before(1 3/4" I.D.)		24228
Hose - Lower; Ser. No. 6169604 & After		◊20957
Case 4-Cyl. 188 Diesel		
1963-1960		
Belt - Fan & Gen.	G46238	▲9476HD
Hose - Upper; (2" I.D.)		24232
Hose - Lower; (1 3/4" I.D.)		24228

▲ Standard Belt May Also Be Available.
● Vulco-Flex® Coolant Hose.

◊ Cut to Fit.
Ⓢ Two Required.

Belts and Coolant Hose for Tractors Alphabetical

Application	Mfr. No.	Part No.
CASE - Continued		
640		
Case 4-Cyl. 188		
1963-1960		
Belt - Fan & Gen.	G46238	▲9476HD
Hose - Upper; (2" I.D.)		24232
Hose - Lower; Ser. No. 6169603 & Before(1 3/4" I.D.)		24228
Hose - Lower; Ser. No. 6169604 & After		✂20957
640C		
Case 4-Cyl. 188		
1960		
Belt - Fan & Gen.	G46238	▲9476HD
Hose - Upper; (2" I.D.)		24232
Hose - Lower; Ser. No. 6169603 & Before(1 3/4" I.D.)		24228
Hose - Lower; Ser. No. 6169604 & After		✂20957
650G		
Case 4-Cyl. 390 Diesel		
2000-1995		
Belt - Fan & Alt.	J911559	▲K080620HD
Belt - A.C.	S82985	②▲9365HD
700 Series		
Case 4-Cyl. 267 Diesel		
1960-1958		
Belt - Fan & Gen.	A11444	▲9505HD
Belt - P.S.	A11441	7290
Hose - Upper; (2 1/2" I.D.)		24240
Hose - Lower		●26508
Hose - By Pass; (1 1/2" I.D.)		24224
730		
Case 4-Cyl. 251		
1969-1960		
Belt - Fan & Gen.	A21457	②▲9505HD
Belt - P.S.; Ser. No. 8173400 & Before	A11441	7290
Belt - P.S.; Ser. No. 8173401 & After	A22765	7320
Hose - Upper; (2 1/2" I.D.)		24240
Hose - Lower		●26509
Case 4-Cyl. 267 Diesel		
1969-1960		
Belt - Fan & Gen.	A21457	②▲9505HD
Belt - P.S.; Ser. No. 8173400 & Before	A11441	7290
Belt - P.S.; Ser. No. 8173401 & After	A22765	7320
Hose - Upper; (2 1/2" I.D.)		24240
Hose - Lower		●26509
741; 741C		
Case 4-Cyl. 251		
1960		
Belt - Fan & Gen.	A21457	②▲9505HD
Belt - P.S.; Ser. No. 8173400 & Before	A11441	7290
Belt - P.S.; Ser. No. 8173401 & After	A22765	7320
Hose - Upper; (2 1/2" I.D.)		24240
Hose - Lower		●26509
750		
Case A267D Diesel		
1967-1961		
Belt - Fan & Gen.	A19920	②TR22545
Hose - Lower		●26511
770		
Case 4-Cyl. 251		
1972-1969		
Belt - Fan & Alt.	A59762	TR22607
Belt - A.C.		▲9720HD
Hose - Upper		✂20760
Hose - Lower		●26530
Hose - By Pass; (1 1/4" I.D.)		24220

Application	Mfr. No.	Part No.
CASE - Continued		
770 - Continued		
Case 4-Cyl. 267 Diesel		
1972-1969		
Belt - Fan & Alt.	A59762	TR22607
Belt - A.C.		▲9720HD
Hose - Upper; (2 1/2" I.D.)		24240
Hose - Lower		✂20731
		or ●26521
Hose - By Pass; (1 1/4" I.D.)		24220
780 Industrial		
Case A336BD Diesel		
1981-1971		
Belt - Fan & Alt.	L19082	▲9550HD
Belt - Air Brake Compr.	L47236	7440
Hose - Upper; (2 1/2" I.D.)		24240
Hose - Lower		●26531
Hose - By Pass; (1 1/4" I.D.)		24220
800		
Continental HD277 Diesel		
1959-1957		
Belt - Fan & Gen.	R17746	TR24530
Hose - Upper; W/H.D. Rad.		✂20046
Hose - Upper; W/Std. Rad.		●26501
Hose - Upper; W/Tropical Rad.		●26502
Hose - Lower; (1 1/2" I.D.)		②24224
800 Series		
Case 4-Cyl. 267 Diesel		
1959-1958		
Belt - Fan & Gen.	A11444	▲9505HD
Belt - P.S.	A11441	7290
Hose - Upper; (2 1/2" I.D.)		24240
Hose - Lower		●26508
Hose - By Pass; (1 1/2" I.D.)		24224
810		
Continental HD277 Diesel		
1959-1957		
Belt - Fan & Gen.	R17746	TR24530
Hose - Upper; W/H.D. Rad.		✂20046
Hose - Upper; W/Std. Rad.		●26501
Hose - Upper; W/Tropical Rad.		●26502
Hose - Lower; (1 1/2" I.D.)		②24224
830		
Case 4-Cyl. 284		
1969-1960		
Belt - Fan & Gen.	A21457	②▲9505HD
Belt - P.S.; Ser. No. 8173400 & Before	A11441	7290
Belt - P.S.; Ser. No. 8173401 & After	A22765	7320
Hose - Upper; (2 1/4" I.D.)		24236
Hose - Lower		✂20611
		or ●26509
Case 4-Cyl. 301 Diesel		
1969-1960		
Belt - Fan & Gen.	A21457	②▲9505HD
Belt - P.S.; Ser. No. 8173400 & Before	A11441	7290
Belt - P.S.; Ser. No. 8173401 & After	A22765	7320
Hose - Upper; (2 1/4" I.D.)		24236
Hose - Lower		✂20611
		or ●26509
841; 841C; 841CK		
Case 4-Cyl. 284		
1963-1960		
Belt - Fan & Gen.	A21457	②▲9505HD
Belt - P.S.; Ser. No. 8173400 & Before	A11441	7290
Belt - P.S.; Ser. No. 8173401 & After	A22765	7320

▲ Standard Belt May Also Be Available.
 ② Two Required.

✂ Cut to Fit.
 ● Vulco-Flex® Coolant Hose.

Belts and Coolant Hose for Tractors Alphabetical

Application	Mfr. No.	Part No.
CASE - Continued		
841; 841C; 841CK - Continued		
Case 4-Cyl. 284 - Continued		
1963-1960 - Continued		
Hose - Upper; (2 1/2" I.D.)		24240
Hose - Lower		●26509
850		
Case A301BD Diesel		
1981-1967		
Belt - Fan & Alt.	D43913	②TR22545
Hose - Upper		⊘20760
Hose - Lower		●26511
Hose - By Pass; (1 1/4" I.D.)		24220
850B		
Case A336BD Diesel		
1981-1977		
Hose - Lower - Eng. To Pipe; (2 3/4" I.D.)		24444
850G		
Case 6-Cyl. 590 Diesel		
2000-1995		
Belt - Fan & Alt.	J911559	♣K080620HD
Belt - A.C.	S82985	②♣9365HD
870		
Case 4-Cyl. 301		
1974-1969		
Hose - Upper		⊘20760
Hose - Lower		●26530
Hose - By Pass; (1 1/4" I.D.)		24220
Case 4-Cyl. 336 Diesel		
1974-1969		
Belt - Fan & Alt.	A59762	TR22607
Belt - A.C.	A65717	♣9720HD
Hose - Upper; (2 1/2" I.D.)		24240
Hose - Lower		⊘21115
		or ●26530
Hose - By Pass; (1 1/4" I.D.)		24220
900 Series		
Case 6-Cyl. 377 Diesel		
1959-1957		
Belt - Fan & Gen.	011139AB	♣9490HD
Belt - P.S.	010288AB	7270
Hose - Upper; (2 1/2" I.D.)		24240
Hose - Lower; (2 1/4" I.D.)		24236
Hose - By Pass; (1 1/2" I.D.)		24224
Case 6-Cyl. 377 LPG		
1959-1957		
Belt - Fan & Gen.	011139AB	♣9490HD
Belt - P.S.	010288AB	7270
Hose - Upper; (2 1/2" I.D.)		24240
Hose - Lower; (2 1/4" I.D.)		24236
Hose - By Pass; (1 1/2" I.D.)		24224
910		
Case 6-Cyl. 377 LPG		
1959-1957		
Belt - Fan & Gen.	011139AB	♣9490HD
Belt - P.S.	010288AB	7270
Hose - Upper; (2 1/2" I.D.)		24240
Hose - Lower; (2 1/4" I.D.)		24236
Hose - By Pass; (1 1/2" I.D.)		24224
930		
Case 6-Cyl. 377		
1969-1960		
Belt - Fan & Gen.	A21461	②♣9490HD

Application	Mfr. No.	Part No.
CASE - Continued		
930 - Continued		
Case 6-Cyl. 377 - Continued		
1969-1960 - Continued		
Belt - P.S.	A22766	7300
Hose - Upper; (2 1/2" I.D.)		24240
Hose - Lower		●26521
Case 6-Cyl. 377 LPG		
1969-1960		
Belt - Fan & Gen.	A21461	②♣9490HD
Belt - P.S.	A22766	7300
Hose - Upper; (2 1/2" I.D.)		24240
Hose - Lower		●26521
Case 6-Cyl. 401 Diesel		
1969-1960		
Belt - Fan & Gen.	A21461	②♣9490HD
Belt - P.S.	A22766	7300
Hose - Upper; (2 1/2" I.D.)		24240
Hose - Lower		●26521
940		
Case 6-Cyl. 377 LPG		
1969-1960		
Belt - Fan & Gen.	A21461	②♣9490HD
Belt - P.S.	A22766	7300
970		
Case 6-Cyl. 377		
1978-1969		
Hose - Lower; Ser. No. 8675001 & Before		●26530
Case 6-Cyl. 401 Diesel		
1978-1969		
Belt - Fan & Alt.	A65143	TR22588
Belt - A.C.; Ser. No. 8693001 Thru 8705614 .	A65717	♣9720HD
Hose - Upper; Ser. No. 8675002 & After		⊘20970
		or ●26530
Hose - Lower; Ser. No. 8675001 & Before		●26530
Hose - By Pass; (1 1/4" I.D.)		24220
1000; 1010		
Continental JD382 Diesel		
1965-1957		
Belt - Fan & Gen.; W/53 5/8" Belt O.C.; Ser. No. 7101201 & Before	R17746	TR24530
Belt - Fan & Gen.; W/58 3/4" Belt O.C.; Ser. No. 7101201 & Before	73430	TR28583
Belt - Fan & Gen.; Ser. No. 7101202 & After .	R17745	TR28596
Hose - Upper		⊘20046
		or ●26501
Hose - Lower; Ser. No. 7101201 & Before(1 1/2" I.D.)		②24224
Hose - Lower; Ser. No. 7101202 & After		●25478
1030		
Case 6-Cyl. 451 Diesel		
1969-1966		
Belt - Fan & Gen.; Ser. No. 8310335 & Before		②♣9530HD
Belt - Fan & Gen.; Ser. No. 8310336 & After .	A57123	②TR22534
Belt - P.S.; Ser. No. 8310335 & Before	A34359	7550
Belt - P.S.; Ser. No. 8310335 & After		TR22607
Hose - Upper; W/60170, 60171 Rad.		⊘20760
Hose - Upper; W/O 60170, 60171 Rad.		●26529
Hose - Lower		●26516
1070		
Case 6-Cyl. 451 Diesel		
1978-1969		
Belt - Fan & Alt.; W/59 1/8" Belt O.C.	A65143	TR22588
Belt - Fan & Alt.; W/73 1/4" Belt O.C.	A62962	♣9730HD
Hose - Upper		⊘20970
		or ●26530
Hose - Lower		●26530

● Vulco-Flex® Coolant Hose.
⊘ Cut to Fit.

② Two Required.
♣ Standard Belt May Also Be Available.

Belts and Coolant Hose for Tractors Alphabetical

Application	Mfr. No.	Part No.	Application	Mfr. No.	Part No.
CASE - Continued			CASE - Continued		
1070 - Continued			1200 Traction King - Continued		
Case 6-Cyl. 451 Diesel - Continued			Case 6-Cyl. 451 Diesel - Continued		
1978-1969 - Continued			1969-1964 - Continued		
Hose - By Pass; (1 1/4" I.D.)		24220	Belt - V.P.	L10746	7440
1090			Hose - Upper; (2 1/2" I.D.)		24240
Case 6-Cyl. 451 Diesel			Hose - By Pass; (1 1/2" I.D.)		24224
1971-1970			1270		
Belt - Fan & Alt.; W/59 1/8" Belt O.C.	A65143	TR22588	Case 6-Cyl. 451 Diesel		
Belt - Fan & Alt.; W/73 1/4" Belt O.C.	A62962	▲9730HD	1978-1971		
Belt - A.C.; Ser. No. 8693000 & Before	A65717	▲9720HD	Belt - Fan & Alt.	A65143	TR22588
1150			Belt - A.C.	A65716	▲9720HD
Case A401BD Diesel			Hose - Lower		●26536
1972-1965			1290		
Belt - Fan & Gen.	D43913	②TR22545	Case 4-Cyl. 195 Diesel		
Hose - Lower		●26511	1984-1980		
1150B			Belt - Fan & Alt.	K68073	7465
Case 451BD Diesel			Hose - Upper; (1 1/2" I.D.)		24224
1978-1973			1294		
Hose - Upper		●26530	Case 4-Cyl. 219 Diesel		
Hose - Lower		●26532	1985-1983		
Hose - By Pass; (1 1/4" I.D.)		24220	Belt - Fan & Alt.		7470
1150G			Hose - Upper; Molded Hose		●25474
Case 6T590 Diesel			Hose - Upper; Strt. Hose(1 1/2" I.D.)		24224
2000-1997			1370		
Belt - Fan & Alt.	J911559	▲K080620HD	Case 6-Cyl. 504 Diesel		
Belt - A.C.	S82985	②▲9365HD	1978-1971		
1170			Belt - Fan & Alt.	A65143	TR22588
Case 6-Cyl. 451 Diesel			Belt - A.C.	A65716	▲9720HD
1971-1970			Hose - Upper		②20970
Belt - Fan & Alt.		TR22588			or ●26530
Belt - A.C.	A62962	▲9720HD	1390		
Hose - Upper		②20970	Case 4-Cyl. 219 Diesel		
		or ●26530	1983-1980		
Hose - Lower		●26529	Belt - Fan & Alt.	K68073	7465
Hose - By Pass; (1 1/4" I.D.)		24220	Hose - Upper; (1 1/2" I.D.)		24224
1175			1394		
Case 6-Cyl. 451 Diesel			Case 4-Cyl. 219 Diesel		
1978-1971			1990-1983		
Belt - Fan & Alt.	A65143	TR22588	Belt - Fan & Alt.		7460
Hose - Upper		②20970	Hose - Upper; Molded Hose		●25474
		or ●26530	Hose - Upper; Strt. Hose(1 1/2" I.D.)		24224
Hose - Lower		●26529	1410		
Hose - By Pass; (1 1/4" I.D.)		24220	David Brown 4-Cyl. 219 Diesel		
1190			1980-1976		
Case 3-Cyl. 164 Diesel			Belt - Fan & Alt.	K68073	7465
1983-1980			Hose - Upper		●25480
Belt - Fan	K949311	7512	1412		
Belt - Fan & Hyd. Pump		②7425	David Brown 4-Cyl. 219 Diesel		
Belt - Alt.		7320	1977-1975		
Belt - W.P. & Alt.	K949311	7512	Belt - Fan & Alt.	K68073	7465
Hose - Upper; (1 1/2" I.D.)		24224	1470 Traction King		
1194			Case 6-Cyl. 504 Diesel		
Case 3-Cyl. 164 Diesel			1972-1968		
1985-1983			Belt - Fan & Alt.	T38546	②TR22657
Belt - Fan To Alt.		7320	Belt - A.C.; Early	T39995	②▲9400HD
Belt - Fan & P.S.		②7430	Belt - A.C.; W/Idler	A65716	▲9730HD
Hose - Upper; (1 1/2" I.D.)		24224	Hose - Upper		●26531
1200 Traction King			Hose - Lower		●26530
Case 6-Cyl. 451 Diesel			Hose - By Pass; (1 1/4" I.D.)		24220
1969-1964			1972-1968		
Belt - Fan & Gen.		②▲9530HD	Belt - Fan & Alt.	T38546	②TR22657

▲ Standard Belt May Also Be Available.
● Vulco-Flex® Coolant Hose.

② Two Required.
② Cut to Fit.

Belts and Coolant Hose for Tractors Alphabetical

Application	Mfr. No.	Part No.
CASE - Continued		
1490		
Case 4-Cyl. 219 Diesel		
1983-1980		
Belt - Fan & Alt.	K68073	7465
1494		
Case 4-Cyl. 219 Diesel		
1990-1983		
Belt - Fan & Alt.; W/A.C.	K308448	▲9490HD
Belt - Fan & Alt.; W/O A.C.	K68073	7465
Belt - A.C.	K307429	▲9400HD
1570		
Case 6-Cyl. 504 Diesel		
1978-1976		
Belt - Fan & Alt.	A65143	TR22588
Belt - A.C.	A65716	▲9720HD
Hose - Upper		●26530
Hose - By Pass; (1 1/4" I.D.)		24220
1594		
Case 6-Cyl. 329 Diesel		
1990-1983		
Belt - Fan		7508
Belt - W.P. & Alt.		7500
Belt - A.C.		▲9520HD
Hose - Upper		●25484
1690		
Case 6-Cyl. 329 Diesel		
1984-1980		
Belt - Fan	K949311	7512
Belt - W.P. & Alt.	K949311	7512
Belt - A.C.	A162484	②▲9670HD
2090		
Case 6-Cyl. 504 Diesel		
1983-1978		
Belt - Fan & Alt.	A145325	②TR22607
Belt - A.C.	A9628	▲9447HD
Hose - Upper		≧<21115
Hose - Lower		●26536
Hose - By Pass; (1 1/4" I.D.)		24220
2094		
Case 6-Cyl. 504 Diesel		
1984-1983		
Belt - Fan & Alt.; W/A.C.	A145325	②TR22607
Belt - Fan & Alt.; W/O A.C.	A57130	TR22607
Belt - Fan To A.C.	A9628	▲9447HD
Hose - Upper		≧<21115
Hose - Lower		●26536
Hose - By Pass; (1 1/4" I.D.)		24220
2290		
Case 6-Cyl. 504 Diesel		
1983-1978		
Belt - Fan & Alt.	A145325	②TR22607
Belt - A.C.	A9628	▲9447HD
Hose - Upper		≧<21115
Hose - Lower		●26536
Hose - By Pass; (1 1/4" I.D.)		24220
2294		
Case 6-Cyl. 504 Diesel		
1987-1983		
Belt - Fan & Alt.; W/A.C.	A145325	②TR22607
Belt - Fan & Alt.; W/O A.C.	A57130	TR22607
Belt - Fan To A.C.	A9628	▲9447HD
Hose - Upper		≧<21115

Application	Mfr. No.	Part No.
CASE - Continued		
2294 - Continued		
Case 6-Cyl. 504 Diesel - Continued		
1987-1983 - Continued		
Hose - Lower		●26536
Hose - By Pass; (1 1/4" I.D.)		24220
2390		
Case 6-Cyl. 504 Diesel		
1983-1978		
Belt - Fan & Alt.	A145325	②TR22607
Belt - A.C.	A9628	▲9447HD
Hose - Upper		≧<21115
Hose - Lower		●26536
Hose - By Pass; (1 1/4" I.D.)		24220
2394		
Case 6-Cyl. 504 Diesel		
1987-1983		
Belt - Fan & Alt.; W/A.C.	A145325	②TR22607
Belt - Fan & Alt.; W/O A.C.	A57130	TR22607
Belt - Fan To A.C.	A9628	▲9447HD
Hose - Upper		≧<21115
Hose - Lower		●26536
Hose - By Pass; (1 1/4" I.D.)		24220
2470		
Case 6-Cyl. 504 Diesel		
1979-1971		
Belt - Fan & Alt.	A61048	TR22578
Belt - A.C.; W/44 1/4" Belt O.C.	A75577	▲9440HD
Belt - A.C.; W/45 3/4" Belt O.C.	A76758	▲9455HD
Belt - A.C.; W/48 1/4" Belt O.C.	A135265	▲9480HD
Hose - Upper		●26530
Hose - By Pass; (1 1/4" I.D.)		24220
2590		
Case 6-Cyl. 504 Diesel		
1983-1978		
Belt - Fan & Alt.	A145325	②TR22607
Belt - A.C.	A9628	▲9447HD
Hose - Upper		≧<21115
Hose - Lower		●26536
Hose - By Pass; (1 1/4" I.D.)		24220
2594		
Case 6-Cyl. 504 Diesel		
1987-1983		
Belt - Fan & Alt.	A145325	②TR22607
Belt - A.C.	A9628	▲9447HD
Hose - Upper		≧<21115
Hose - Lower		●26536
Hose - By Pass; (1 1/4" I.D.)		24220
2670		
Case 6-Cyl. 504 Diesel		
1979-1974		
Belt - Fan & Alt.	A77082	②TR22625
Belt - A.C.	A135265	▲9480HD
Hose - Upper		●26529
2870		
Scania 6-Cyl. 673 Diesel		
1979-1976		
Belt - Fan & Alt.	A138001	②▲9620HD
Belt - A.C.	A138760	▲9500HD
Hose - Upper		●26522
Hose - Lower - Pipe To Rad.; (1 3/4" I.D.)		24228

▲ Standard Belt May Also Be Available.
② Two Required.

● Vulco-Flex® Coolant Hose.
≧< Cut to Fit.

Belts and Coolant Hose for Tractors Alphabetical

Application	Mfr. No.	Part No.
CASE - Continued		
3294		
Case 6-Cyl. 504 Diesel		
1986-1983		
Belt - Fan & Alt.; W/A.C.	A145325	②TR22607
Belt - Fan & Alt.; W/O A.C.	A57130	TR22607
Belt - Fan To A.C.	A9628	▲9447HD
Hose - Upper		≡21115
	or	●26523
Hose - Lower		●26536
4490		
Case 6-Cyl. 504 Diesel		
1983-1979		
Belt - Fan & Alt.	A61048	②TR22578
Belt - A.C.	A135265	▲9480HD
Hose - Upper		●26530
4494		
Case 6-Cyl. 504 Diesel		
1987-1984		
Belt - Fan & Alt.	A61048	②TR22578
Belt - A.C.	A135265	▲9480HD
Hose - Upper; W/S-Shaped Hose		●26530
Hose - Upper; 90 Deg. Bend Hose		≡21115
4690		
Case 6-Cyl. 504 Diesel		
1983-1979		
Belt - Fan & Alt.	A76745	②TR22607
Belt - A.C.	A139265	▲9490HD
4694		
Case 6-Cyl. 504 Diesel		
1987-1984		
Belt - Fan & Alt.	A76745	②TR22607
4890		
Scania 6-Cyl. 673 Diesel		
1983-1979		
Belt - Fan & Alt.	A138001	②▲9620HD
Belt - A.C.	A138760	▲9500HD
Hose - Upper		●26510
Hose - Lower - Eng. To Pipe		≡20957
Hose - Lower - Pipe To Rad.; (1 3/4" I.D.)		24228
4894		
Scania 6-Cyl. 673 Diesel		
1987-1984		
Belt - Fan & Alt.	A138001	②▲9620HD
Belt - A.C.	A34820	②▲9490HD
Hose - Upper; (1 1/2" I.D.)		24224
Hose - Upper		●25487
Hose - Lower; (2" I.D.)		24232
4994		
Scania V-8 866 Diesel		
1988-1984		
Belt - Fan To Alt.	L50593	▲9490HD
Belt - A.C.		▲9440HD
Hose - Upper		≡20731
	or	●26525
Hose - Lower - Eng. To Pipe; (2 1/2" I.D.)		24240
Hose - Lower - Pipe To Rad.		●26531
AE		
Case C		
1929-1927		
Belt - Fan	02696AB1	TR30467

Application	Mfr. No.	Part No.
CASE - Continued		
D; DC		
Case 4-Cyl. 260		
1953-1939		
Belt - Fan	02696AB1	TR30467
Belt - Gen.	08280AB	6926
Hose - Upper; (2 1/4" I.D.)		24236
Hose - Upper		●26519
Hose - Lower; (1 5/8" I.D.)		24226
DC3; DC4		
Case 4-Cyl. 260		
1953-1939		
Belt - Fan	02696AB1	TR30467
Belt - Gen.	08280AB	6926
Hose - Upper; (2 1/4" I.D.)		24236
Hose - Upper		●26519
Hose - Lower; (1 5/8" I.D.)		24226
Case 4-Cyl. 260 Distillate		
1953-1939		
Belt - Fan	02696AB1	TR30467
Belt - Gen.	08280AB	6926
Hose - Upper; (2 1/4" I.D.)		24236
Hose - Upper		●26519
Hose - Lower; (1 5/8" I.D.)		24226
DCS		
Case 4-Cyl. 260		
1953-1939		
Belt - Fan	02696AB1	TR30467
Belt - Gen.	08280AB	6926
Case 4-Cyl. 260 Distillate		
1953-1939		
Belt - Fan	02696AB1	TR30467
Belt - Gen.	08280AB	6926
DE; DH; DI; DIM; DO; DS; DV		
Case 4-Cyl. 260		
1953-1939		
Belt - Fan	02696AB1	TR30467
Belt - Gen.	08280AB	6926
Hose - Upper; (2 1/4" I.D.)		24236
Hose - Upper		●26519
Hose - Lower; (1 5/8" I.D.)		24226
Case 4-Cyl. 260 Distillate		
1953-1939		
Belt - Fan	02696AB1	TR30467
Belt - Gen.	08280AB	6926
Hose - Upper; (2 1/4" I.D.)		24236
Hose - Upper		●26519
Hose - Lower; (1 5/8" I.D.)		24226
FC16		
Case 4-Cyl. 382		
1929-1927		
Belt - Fan; W/O Gen.	03782AB	TR28406
Belt - Fan & Gen.; W/VT3467 Gen.	VT2102	TR24438
Belt - Fan & Gen.; W/VT4885 Gen.	VT4886	TR24449
K		
Case 4-Cyl. 382 Kerosene		
1929-1927		
Belt - Fan; W/O Gen.	03782AB	TR28406
Belt - Fan & Gen.; W/VT3467 Gen.	VT2102	TR24438
Belt - Fan & Gen.; W/VT4885 Gen.	VT4886	TR24449
K2		
Case 4-Cyl. 382		
1929-1927		
Belt - Fan; W/O Gen.	03782AB	TR28406

② Two Required.
≡ Cut to Fit.

▲ Standard Belt May Also Be Available.
● Vulco-Flex® Coolant Hose.

Belts and Coolant Hose for Tractors Alphabetical

Application	Mfr. No.	Part No.	Application	Mfr. No.	Part No.
CASE - Continued			CASE - Continued		
K2 - Continued			LM		
Case 4-Cyl. 382 - Continued			Case 4-Cyl. 403		
1929-1927 - Continued			1953-1941		
Belt - Fan & Gen.; W/VT3467 Gen.	VT2102	TR24438	Belt - Fan	02696AB1	TR30467
Belt - Fan & Gen.; W/VT4885 Gen.	VT4886	TR24449	M; M2		
L			Case W106		
Case 4-Cyl. 403			1952		
Belt - Fan	02696AB1	TR30467	Belt - Fan	03782AB1	TR24400
Hose - Upper; (2 1/4" I.D.)		24236	Belt - Fan & Gen.	VT2102	TR24438
Hose - Lower; (2 1/4" I.D.)		24236	M3B		
Case 4-Cyl. 403 Distillate			Case FA162		
1940-1929			1960-1958		
Belt - Fan	02696AB1	TR30467	Belt - Fan & Gen.	11585	TR24465
Hose - Upper; (2 1/4" I.D.)		24236	O		
Hose - Lower; (2 1/4" I.D.)		24236	Case W106		
Case 4-Cyl. 403 Kerosene			1952		
1940-1929			Belt - Fan	03782AB1	TR24400
Belt - Fan	02696AB1	TR30467	Belt - Fan & Gen.	VT2102	TR24438
Hose - Upper; (2 1/4" I.D.)		24236	R; RA; RC		
Hose - Lower; (2 1/4" I.D.)		24236	Waukesha 4-Cyl. 133		
LA			1940-1935		
Case 4-Cyl. 403			Hose - Upper; (2" I.D.)		
1953-1941			Hose - Lower; (1 3/4" I.D.)		
Belt - Fan	06077AB	TR34467			24232
Belt - Gen.	06185AB	TR22299			24228
Case 4-Cyl. 403 Distillate			S; SC		
1953-1941			Case 4-Cyl. 153		
Belt - Fan	06077AB	TR34467	1954-1941		
Belt - Gen.	06185AB	TR22299	Belt - Fan	06343AB	TR24489
Case 4-Cyl. 403 LPG			Belt - Fan & Gen.	06344AB	TR24438
1953-1941			Hose - Upper; (1 3/4" I.D.)		24228
Belt - Fan	06077AB	TR34467	Case 4-Cyl. 165		
Belt - Gen.	06185AB	TR22299	1954-1941		
LAE; LAH; LAI; LAIH; LAIMH			Belt - Fan	06343AB	TR24489
Case 4-Cyl. 403			Belt - Fan & Gen.	06344AB	TR24438
1953-1941			Hose - Upper; (1 3/4" I.D.)		24228
Belt - Fan	06077AB	TR34467	SC3; SC4		
Belt - Gen.	06185AB	TR22299	Case 4-Cyl. 153		
Hose - Upper; (2 1/4" I.D.)		24236	1954-1941		
Hose - Lower; (2 1/4" I.D.)		24236	Belt - Fan	06343AB	TR24489
Case 4-Cyl. 403 Distillate			Belt - Fan & Gen.	06344AB	TR24438
1953-1941			Case 4-Cyl. 153 Distillate		
Belt - Fan	06077AB	TR34467	1954-1941		
Belt - Gen.	06185AB	TR22299	Belt - Fan	06343AB	TR24489
Hose - Upper; (2 1/4" I.D.)		24236	Belt - Fan & Gen.	06344AB	TR24438
Hose - Lower; (2 1/4" I.D.)		24236	Case 4-Cyl. 165		
Case 4-Cyl. 403 LPG			1954-1941		
1953-1941			Belt - Fan	06343AB	TR24489
Belt - Fan	06077AB	TR34467	Belt - Fan & Gen.	06344AB	TR24438
Belt - Gen.	06185AB	TR22299	Case 4-Cyl. 165 Distillate		
Hose - Upper; (2 1/4" I.D.)		24236	1954-1941		
Hose - Lower; (2 1/4" I.D.)		24236	Belt - Fan	06343AB	TR24489
LE; LEM; LI			Belt - Fan & Gen.	06344AB	TR24438
Case 4-Cyl. 403			SE		
1940-1929			Case S		
Belt - Fan	02696AB1	TR30467	1954-1941		
Case 4-Cyl. 403 Distillate			Belt - Fan	06343AB	TR24489
1940-1929			Belt - Fan & Gen.	06344AB	TR24438
Belt - Fan	02696AB1	TR30467	Hose - Upper; (1 3/4" I.D.)		24228
Case 4-Cyl. 403 Kerosene			Case S		
1940-1929			1954-1941		
Belt - Fan	02696AB1	TR30467	Belt - Fan	06343AB	TR24489

Belts and Coolant Hose for Tractors Alphabetical

Application	Mfr. No.	Part No.
CASE - Continued		
SI; SO		
Case 4-Cyl. 153		
1954-1941		
Belt - Fan	06343AB	TR24489
Belt - Fan & Gen.	06344AB	TR24438
Hose - Upper; (1 3/4" I.D.)		24228
Case 4-Cyl. 153 Distillate		
1954-1941		
Belt - Fan	06343AB	TR24489
Belt - Fan & Gen.	06344AB	TR24438
Hose - Upper; (1 3/4" I.D.)		24228
Case 4-Cyl. 165		
1954-1941		
Belt - Fan	06343AB	TR24489
Belt - Fan & Gen.	06344AB	TR24438
Hose - Upper; (1 3/4" I.D.)		24228
Case 4-Cyl. 165 Distillate		
1954-1941		
Belt - Fan	06343AB	TR24489
Belt - Fan & Gen.	06344AB	TR24438
Hose - Upper; (1 3/4" I.D.)		24228
V		
Continental 4-Cyl. 124		
1942-1940		
Belt - Fan; W/O Gen.	03782AB	TR28406
Belt - Fan & Gen.; W/VT3467 Gen.	VT2102	TR24438
Belt - Fan & Gen.; W/VT4885 Gen.	VT4886	TR24449
Hose - Upper; (1 3/4" I.D.)		24228
Hose - Lower; (1 1/2" I.D.)		②24224
VA		
Case 4-Cyl. 124		
1955-1942		
Belt - Fan; W/O Gen.	03782AB	TR28406
Belt - Fan & Gen.; W/VT3467 Gen.	VT2102	TR24438
Belt - Fan & Gen.; W/VT4885 Gen.	VT4886	TR24449
Hose - Upper; (1 3/4" I.D.)		24228
Hose - Lower; (1 1/2" I.D.)		②24224
VAC		
Case 4-Cyl. 124 Distillate		
1955-1942		
Belt - Fan; W/O Gen.	03782AB	TR28406
Belt - Fan & Gen.; W/VT3467 Gen.	VT2102	TR24438
Belt - Fan & Gen.; W/VT4885 Gen.	VT4886	TR24449
Hose - Upper; (1 3/4" I.D.)		24228
Hose - Lower; (1 1/2" I.D.)		②24224
Continental 4-Cyl. 124		
1955-1942		
Belt - Fan; W/O Gen.	03782AB	TR28406
Belt - Fan & Gen.; W/VT3467 Gen.	VT2102	TR24438
Belt - Fan & Gen.; W/VT4885 Gen.	VT4886	TR24449
Hose - Upper; (1 3/4" I.D.)		24228
Hose - Lower; (1 1/2" I.D.)		②24224
VAE		
Case 4-Cyl. 124 Distillate		
1955-1942		
Belt - Fan; W/O Gen.	03782AB	TR28406
Belt - Fan & Gen.; W/VT3467 Gen.	VT2102	TR24438
Belt - Fan & Gen.; W/VT4885 Gen.	VT4886	TR24449
Continental 4-Cyl. 124		
1955-1942		
Belt - Fan; W/O Gen.	03782AB	TR28406
Belt - Fan & Gen.; W/VT3467 Gen.	VT2102	TR24438
Belt - Fan & Gen.; W/VT4885 Gen.	VT4886	TR24449

Application	Mfr. No.	Part No.
CASE - Continued		
VAH; VAI; VAO		
Case 4-Cyl. 124 Distillate		
1955-1942		
Belt - Fan; W/O Gen.	03782AB	TR28406
Belt - Fan & Gen.; W/VT3467 Gen.	VT2102	TR24438
Belt - Fan & Gen.; W/VT4885 Gen.	VT4886	TR24449
Hose - Upper; (1 3/4" I.D.)		24228
Hose - Lower; (1 1/2" I.D.)		②24224
Continental 4-Cyl. 124		
1955-1942		
Belt - Fan; W/O Gen.	03782AB	TR28406
Belt - Fan & Gen.; W/VT3467 Gen.	VT2102	TR24438
Belt - Fan & Gen.; W/VT4885 Gen.	VT4886	TR24449
Hose - Upper; (1 3/4" I.D.)		24228
Hose - Lower; (1 1/2" I.D.)		②24224
VAS		
Case 4-Cyl. 124		
1954-1951		
Belt - Fan; W/O Gen.	03782AB	TR28406
Belt - Fan & Gen.; W/VT3467 Gen.	VT2102	TR24438
Belt - Fan & Gen.; W/VT4885 Gen.	VT4886	TR24449
Hose - Upper; (1 3/4" I.D.)		24228
Hose - Lower; (1 1/2" I.D.)		②24224
VC; VI; VO		
Continental 4-Cyl. 124		
1942-1940		
Belt - Fan; W/O Gen.	03782AB	TR28406
Belt - Fan & Gen.; W/VT3467 Gen.	VT2102	TR24438
Belt - Fan & Gen.; W/VT4885 Gen.	VT4886	TR24449
Hose - Upper; (1 3/4" I.D.)		24228
Hose - Lower; (1 1/2" I.D.)		②24224
CASE IH		
234		
Mitsubishi 3-Cyl. 52 Diesel		
1986-1985		
Belt - Fan & Alt.	MD007528	7370
235		
Mitsubishi 3-Cyl. 52 Diesel		
1990-1986		
Belt - Fan & Alt.	MD007528	7370
244		
Mitsubishi 3-Cyl. 60 Diesel		
1986-1985		
Belt - Fan & Alt.	MD007528	7370
245		
Mitsubishi 3-Cyl. 60 Diesel		
1990-1986		
Belt - Fan & Alt.	MD007528	7370
Hose - Upper		②20661
254		
Mitsubishi 3-Cyl. 65 Diesel		
1986-1985		
Belt - Fan & Alt.	MD007528	7370
Hose - Upper		●25251
255		
Mitsubishi 3-Cyl. 65 Diesel		
1990-1986		
Belt - Fan & Alt.	MD007528	7370
Hose - Upper; W/1 1/8" I.D. Hose		●25150
Hose - Upper; W/1 1/4" I.D. Hose		②20661

② Two Required.
● Vulco-Flex® Coolant Hose.

② Cut to Fit.

Belts and Coolant Hose for Tractors Alphabetical

Application	Mfr. No.	Part No.
CASE IH - Continued		
255 - Continued		
Mitsubishi 3-Cyl. 65 Diesel - Continued		
1990-1986 - Continued		
Hose - Upper; W/1 1/4" I.D. Hose		●25250
265		
Mitsubishi 3-Cyl. 79 Diesel		
1991-1987		
Belt - Fan & Alt. MB041704		7390
Hose - Upper; W/1 1/8" I.D. Hose		●25150
Hose - Upper; W/1 1/4" I.D. Hose		♠20661
	or	●25250
274		
Nissan 3-Cyl. 99 Diesel		
1988-1979		
Belt - Fan & Alt. 197810984		♠9390HD
Hose - Upper		●25474
275		
Mitsubishi 3-Cyl. 91 Diesel		
1991-1986		
Belt - Fan & Alt. 1962770C1		7385
385		
Case IH 3-Cyl. 155 Diesel		
1990-1985		
Belt - Fan & Alt. 131303C91		♠9600HD
395		
Case IH 3-Cyl. 155 Diesel		
1994-1991		
Belt - Fan & Alt. 131303C91		♠9600HD
485		
Case 3-Cyl. 179 Diesel		
1990-1985		
Belt - Fan & Alt. 131303C91		♠9600HD
495		
Case 3-Cyl. 179 Diesel		
1994-1991		
Belt - Fan & Alt. 3129140R1		♠9610HD
585		
Case 4-Cyl. 206 Diesel		
1990-1985		
Belt - Fan & Alt. 131303C91		♠9600HD
595		
Case IH 4-Cyl. 206 Diesel		
1994-1991		
Belt - Fan & Alt.; W/A.C. 1607227C1		♠9625HD
Belt - Fan & Alt.; W/O A.C. 3129140R1		♠9610HD
685		
Case 4-Cyl. 239 Diesel		
1990-1986		
Belt - Fan & Alt. 131303C91		♠9600HD
695		
Case 4-Cyl. 239 Diesel		
1994-1991		
Belt - Fan & Alt.; W/A.C. 1607227C1		♠9625HD
Belt - Fan & Alt.; W/O A.C. 3129140R1		♠9610HD

Application	Mfr. No.	Part No.
CASE IH - Continued		
885		
Case 4-Cyl. 268 Diesel		
1990-1986		
Belt - Fan & Alt. 3129140R1		♠9610HD
Hose - Upper		♠20957
	or	●26502
895		
Case IH 4-Cyl. 268 Diesel		
1994-1991		
Belt - Fan & Alt.		♠9625HD
995		
Case 4-Cyl. 268 Diesel		
1991		
Belt - Fan; W/62" Belt O.C. 3129139R1		♠9620HD
1120		
Mitsubishi 3-Cyl. 65 Diesel		
1991		
Belt - Fan & Alt.		7355
1130		
Mitsubishi 3-Cyl. 75 Diesel		
1991		
Belt - Fan & Alt.		7355
1140		
Mitsubishi 3-Cyl. 91 Diesel		
1991		
Belt - Fan & Alt. MD027458		7375
1394		
Case 4-Cyl. 219 Diesel		
1990-1983		
Belt - Fan & Alt.		7460
Hose - Upper; Molded Hose		●25474
Hose - Upper; Strt. Hose(1 1/2" I.D.)		24224
1494		
Case 4-Cyl. 219 Diesel		
1990-1983		
Belt - Fan & Alt.; W/A.C. K308448		♠9490HD
Belt - Fan & Alt.; W/O A.C. K68073		7465
Belt - A.C. K307429		♠9400HD
1594		
Case 6-Cyl. 329 Diesel		
1990-1983		
Belt - Fan		7508
Belt - W.P. & Alt.		7500
Belt - A.C.		♠9520HD
Hose - Upper		●25484
1896; 2096		
Case 6-Cyl. 359 Diesel		
1992-1985		
Belt - Fan & Alt.; W/62 1/2" Belt O.C. J903099		♠K080620HD
Belt - Fan & Alt.; W/62 7/8" Belt O.C. 3902309		♠K080623HD
Belt - Fan To A.C. A169970		♠9390HD
Hose - Upper		●26612
Hose - Lower; Molded Hose		●26521
Hose - Lower; Strt. Hose(2 1/4" I.D.)		24236
3220		
Case 3-Cyl. 179 Diesel		
1997-1994		
Belt - A.C. 84657C1		♠9670HD

● Vulco-Flex® Coolant Hose.
 ♠ Standard Belt May Also Be Available.

♠ Cut to Fit.

Agricultural Equipment

Belts and Coolant Hose for Tractors Alphabetical

Application	Mfr. No.	Part No.
CASE IH - Continued		
3394		
Case 6-Cyl. 504 Diesel		
1987-1985		
Belt - Fan & Alt.	A145325	②TR22607
Belt - Fan To A.C.	A9628	▲9447HD
Hose - Upper		✂21115
3594		
Case 6-Cyl. 504 Diesel		
1987-1985		
Belt - Fan & Alt.; W/A.C.	A145325	②TR22607
Belt - Fan & Alt.; W/O A.C.	A57130	TR22607
Belt - Fan To A.C.	A9628	▲9447HD
Hose - Upper		✂21115
Hose - Lower; Single I.D. Hose		●26536
Hose - By Pass; (1 1/4" I.D.)		24220
4210		
Case 4-Cyl. 239 Diesel		
1997-1994		
Belt - Fan & Alt.	3128140R1	▲9610HD
Belt - Fan & A.C.	84657C1	▲9670HD
Hose - Upper		20046
		or ●26501
4230		
Case 4-Cyl. 268 Diesel		
1997-1994		
Belt - Fan & Alt.	3128140R1	▲9610HD
Belt - Fan & A.C.	84657C1	▲9670HD
Hose - Upper		20046
		or ●26501
4240		
Case 4-Cyl. 268 Diesel		
1997-1994		
Belt - Fan & Alt.		▲9630HD
Hose - Upper		●26504
4494		
Case 6-Cyl. 504 Diesel		
1988-1984		
Belt - Fan & Alt.	A61048	②TR22578
Belt - A.C.	A135265	▲9480HD
4894		
Scania 6-Cyl. 674 Diesel		
1988-1984		
Hose - Upper; (1 1/2" I.D.)		24224
Hose - Upper		●25487
Hose - Lower; (2" I.D.)		24432
4994		
Saab-Scania V-8 866 Diesel		
1988-1984		
Hose - Upper		✂20731
		or ●26525
Hose - Lower - Eng. To Pipe; (2 1/2" I.D.)		24440
Hose - Lower - Pipe To Rad.		●26531
5120		
Case 4-Cyl. 239 Diesel		
1992-1990		
Belt - Fan & Alt.; W/58 1/8" Belt O.C.	J911562	▲K080575HD
Belt - Fan & Alt.; W/59 5/8" Belt O.C.	J911558	▲K080590HD
Belt - A.C.; W/39 5/8" Belt O.C.	84766C1	▲9390HD
Belt - A.C.; W/40 3/8" Belt O.C.	A184652	▲9400HD
Hose - Upper		●26502
Hose - Lower		●26520

Application	Mfr. No.	Part No.
CASE IH - Continued		
5130; 5140		
Case 6-Cyl. 359 Diesel		
1992-1990		
Belt - Fan & Alt.; W/58 1/8" Belt O.C.	J911562	▲K080575HD
Belt - Fan & Alt.; W/59 5/8" Belt O.C.	J911558	▲K080590HD
Belt - A.C.; W/39 5/8" Belt O.C.	84766C1	▲9390HD
Belt - A.C.; W/40 3/8" Belt O.C.	A184652	▲9400HD
Hose - Upper		●26502
Hose - Lower		●26520
5220 Maxxum		
Case 4-Cyl. 239 Diesel		
1997-1992		
Belt - Fan & Alt.; W/58 1/8" Belt O.C.	J911562	▲K080575HD
Belt - Fan & Alt.; W/59 5/8" Belt O.C.	J911558	▲K080590HD
Belt - A.C.; W/39 5/8" Belt O.C.	84766C1	▲9390HD
Belt - A.C.; W/40 3/8" Belt O.C.	A184652	▲9400HD
5230 Maxxum; 5240 Maxxum		
Case 6-Cyl. 359 Diesel		
1997-1992		
Belt - Fan & Alt.; W/58 1/8" Belt O.C.	J911562	▲K080575HD
Belt - Fan & Alt.; W/59 5/8" Belt O.C.	J911558	▲K080590HD
Belt - A.C.; W/39 5/8" Belt O.C.	84766C1	▲9390HD
Belt - A.C.; W/40 3/8" Belt O.C.	A184652	▲9400HD
Hose - Upper		●26611
Hose - Lower		●26520
5250 Maxxum		
Case 6-Cyl. 359 Diesel		
1997-1992		
Belt - Alt.	J911562	▲K080575HD
Belt - A.C.	84766C1	▲9390HD
Tensioner Assy.	J918944	38504
Hose - Upper		●26611
Hose - Lower		●26520
7110 Magnum		
Case 6T830 Diesel		
1993-1987		
Belt - Fan, W.P. & Alt.	J911567	▲K080670HD
Belt - A.C.	131403C1	▲9385HD
Tensioner Assy. - Fan, W.P. & Alt.	J918944	38504
Hose - Upper		●26523
Hose - Lower - Eng. To Pipe		21901
Hose - Lower - Pipe To Rad.		✂20756
7120 Magnum		
Case 6T830 Diesel		
1995-1987		
Belt - Fan, W.P. & Alt.	J911567	▲K080670HD
Belt - A.C.	131403C1	▲9385HD
Tensioner Assy. - Fan, W.P. & Alt.	J918944	38504
Hose - Upper		●26523
Hose - Lower - Eng. To Pipe		21901
Hose - Lower - Pipe To Rad.		✂20756
7130 Magnum		
Case 6-Cyl. 505 Diesel		
1995-1987		
Belt - Fan & Alt.	J911567	▲K080670HD
Belt - A.C.	131403C1	▲9385HD
Hose - Upper		●26523
Hose - Lower - Eng. To Pipe		21901
Hose - Lower - Pipe To Rad.		✂20756
7140 Magnum		
Case 6-Cyl. 505 Diesel		
1993-1987		
Belt - Fan & Alt.	J911567	▲K080670HD

② Two Required.
✂ Cut to Fit.

▲ Standard Belt May Also Be Available.
● Vulco-Flex® Coolant Hose.

Belts and Coolant Hose for Tractors Alphabetical

Application	Mfr. No.	Part No.
CASE IH - Continued		
7140 Magnum - Continued		
Case 6-Cyl. 505 Diesel - Continued		
1993-1987 - Continued		
Belt - A.C.	131403C1	▲9385HD
Hose - Upper		●26523
Hose - Lower - Eng. To Pipe		21901
Hose - Lower - Pipe To Rad.		∞<20756
7150 Magnum		
Case 6-Cyl. 505 Diesel		
1993-1990		
Belt - Fan & Alt.	J911567	▲K080670HD
Belt - A.C.	131403C1	▲9385HD
Hose - Upper		●26523
Hose - Lower - Eng. To Pipe		21901
Hose - Lower - Pipe To Rad.		∞<20756
7210 Magnum; 7220 Magnum		
Case 6-Cyl. 505 Diesel		
1996-1993		
Belt - Fan, W.P. & Alt.	J911567	▲K080670HD
Belt - A.C.	131403C1	▲9385HD
Tensioner Assy. - Fan, W.P. & Alt.	J918944	38504
Hose - Lower - Eng. To Pipe		21901
Hose - Lower - Pipe To Rad.		∞<20756
7230 Magnum; 7240 Magnum; 7250 Magnum		
Case 6-Cyl. 505 Diesel		
1996-1993		
Belt - Fan & Alt.	J911567	▲K080670HD
Belt - A.C.	131403C1	▲9385HD
Hose - Lower - Eng. To Pipe		21901
Hose - Lower - Pipe To Rad.		∞<20756
8910 Magnum; 8920 Magnum		
Case 6-Cyl. 505 Diesel		
1999		
Belt - Fan & Alt.	J911567	▲K080670HD
Belt - Fan To A.C.	131403C1	▲9385HD
Tensioner Assy. - Fan & Alt.	J934817	38504
1998-1997		
Belt - Fan & Alt.	J911567	▲K080670HD
Belt - Fan To A.C.	131403C1	▲9385HD
8930 Magnum		
Case 6-Cyl. 505 Diesel		
1999-1997		
Belt - Fan, W.P. & Alt.	J911567	▲K080670HD
Belt - Fan To A.C.	131403C1	▲9385HD
Tensioner Assy. - Fan, W.P. & Alt.	J918944	38504
8940 Magnum		
Case 6-Cyl. 505 Diesel		
1999		
Belt - Fan & Alt.	J911567	▲K080670HD
Belt - Fan To A.C.	131403C1	▲9385HD
Tensioner Assy. - Fan & Alt.	J918944	38504
1998-1997		
Belt - Fan, W.P. & Alt.	J911567	▲K080670HD
Belt - Fan To A.C.	131403C1	▲9385HD
Tensioner Assy. - Fan, W.P. & Alt.	J918944	38504
8950 Magnum		
Case 6-Cyl. 505 Diesel		
1999		
Belt - Fan, W.P. & Alt.	J911567	▲K080670HD
Belt - Fan To A.C.	131403C1	▲9385HD
Tensioner Assy. - Fan & Alt.	J918944	38504
1998-1997		
Belt - Fan, W.P. & Alt.	J911567	▲K080670HD

Application	Mfr. No.	Part No.
CASE IH - Continued		
8950 Magnum - Continued		
Case 6-Cyl. 505 Diesel - Continued		
1998-1997 - Continued		
Belt - Fan To A.C.	131403C1	▲9385HD
Tensioner Assy. - Fan, W.P. & Alt.	J918944	38504
9110; 9130		
Case 6-Cyl. 505 Diesel		
1990-1986		
Belt - Fan & Alt.	3905866	▲K080600HD
Belt - A.C.	061451A	▲9520HD
Hose - Upper		∞<20731
Hose - Lower - Eng. To Pipe		∞<20206
9150		
Cummins 6-Cyl. 611 Diesel		
1990-1986		
Belt - Fan	3034942	▲K080465HD
Belt - Alt.	3037425	▲K050340HD
Belt - A.C.	016864	▲9390HD
9170; 9180		
Cummins 6-Cyl. 855 Diesel		
1990-1986		
Belt - Fan; W/V-Belt Drive		ⓉTR28445
Belt - Fan; W/V-Ribbed Belt Drive		▲K080400HD
Belt - Alt.	3030103	▲9463HD
Belt - W.P.		▲K060435HD
Belt - A.C.		▲9390HD
Hose - Upper; W/2" I.D. Hose(2" I.D.)		24232
Hose - Upper; W/2" I.D. Hose		●26512
Hose - Upper; W/2 1/4" I.D. Hose		●26525
9210		
Case 6-Cyl. 505 Diesel		
1995-1990		
Belt - Alt.	J911557	▲K080560HD
9230		
Case 6-Cyl. 505 Diesel		
1995-1990		
Belt - Fan & Alt.	3905866	▲K080600HD
9240		
Case 6-Cyl. 505 Diesel		
1995-1990		
Belt - Fan & Alt.	J911572	▲K080610HD
Belt - A.C.	061451A	▲9520HD
Hose - Upper - Eng. To Pipe		∞<20731
Hose - Lower		21901
9250		
Cummins 6-Cyl. 611 Diesel		
1995-1990		
Belt - Fan	3034943	▲K080505HD
Belt - W.P. To Alt.	3037425	▲K050340HD
Belt - A.C.; W/40 7/8" Belt O.C.	907190T1	▲9405HD
Belt - A.C.; W/41 7/8" Belt O.C.	1250587C1	▲9415HD
Hose - Lower - Eng. To Pipe		●26533
Hose - Lower - Pipe To Rad.; (1 5/8" I.D.)		24226
Hose - By Pass; (1 3/8" I.D.)		24222
9260		
Cummins 6-Cyl. 611 Diesel		
1995-1990		
Belt - Fan	3034943	▲K080505HD
Belt - W.P. To Alt.	3037425	▲K050340HD
Belt - A.C.; W/40 7/8" Belt O.C.	907190T1	▲9405HD
Belt - A.C.; W/41 7/8" Belt O.C.	1250587C1	▲9415HD

▲ Standard Belt May Also Be Available.
∞< Cut to Fit.

● Vulco-Flex® Coolant Hose.
Ⓣ Two Required.

Belts and Coolant Hose for Tractors Alphabetical

Application	Mfr. No.	Part No.
CASE IH - Continued		
9270		
Cummins 6-Cyl. 855 Diesel		
1995-1990		
Belt - Fan		②TR28454
Belt - Alt.		②▲9463HD
Belt - W.P.		▲K060435HD
Belt - A.C.; V-Belt; W/39 3/8" Belt O.C.		▲9390HD
Belt - A.C.; V-Belt; W/40 3/8" Belt O.C.	3040291	▲9400HD
Belt - A.C.; V-Belt; W/56 3/8" Belt O.C.	83695	▲9560HD
Belt - A.C.; W/V-Ribbed Belt Drive	217638	▲K060435HD
Hose - By Pass - W.P. To Thermostat; (1 5/8" I.D.)		24226
Hose - By Pass - Thermostat To Cyl. Head; (1" I.D.)		②24216
9280		
Cummins 6-Cyl. 855 Diesel		
1995-1990		
Belt - Fan		②TR28454
Belt - Alt.		②▲9463HD
Belt - W.P.		▲K060435HD
Belt - A.C.; V-Belt; W/39 3/8" Belt O.C.		▲9390HD
Belt - A.C.; V-Belt; W/40 3/8" Belt O.C.	3040291	▲9400HD
Belt - A.C.; V-Belt; W/56 3/8" Belt O.C.	83695	▲9560HD
Belt - A.C.; W/V-Ribbed Belt Drive	217638	▲K060435HD
9310 Steiger		
Case 6-Cyl. 505 Diesel		
1999-1996		
Belt - Fan & Alt.	J911572	▲K080610HD
Belt - A.C.	907729T1	▲9530HD
Tensioner Assy. - Fan & Alt.	J918944	38504
9330 Steiger		
Case 6-Cyl. 505 Diesel		
2000-1996		
Belt - A.C.	1250587C1	▲9415HD
9350 Steiger		
Cummins M11 Diesel		
2000-1996		
Belt - Fan & Alt.	3034943	▲K080505HD
Belt - W.P. To Alt.	903650T1	▲K050340HD
Belt - A.C.	1250587C1	▲9415HD
Hose - Lower		●26533
Hose - By Pass; (1 5/8" I.D.)		24226
9370 Steiger		
Cummins N14 Diesel		
2000-1996		
Belt - Fan	178707	②TR28437
Belt - Alt.	901375T1	②▲9463HD
Belt - A.C.	907190T1	▲9405HD
Belt - W.P.	902383T1	▲K060435HD
9380 Steiger		
Cummins N14 Diesel		
2000-1997		
Belt - Fan	178707	②TR28437
Belt - Alt.	901375T1	②▲9463HD
Belt - A.C.	907190T1	▲9405HD
Belt - W.P.	902383T1	▲K060435HD
1996		
Belt - Fan	178707	②TR28437
Belt - Alt.	901375T1	②▲9463HD
Belt - A.C.	907190T1	▲9405HD
Belt - W.P.	902383T1	▲K060435HD
Hose - Upper		●26524

Application	Mfr. No.	Part No.
CASE IH - Continued		
9390		
Cummins N14 Diesel		
2000-1996		
Belt - Alt.	908383T1	K050410
Belt - A.C.	907190T1	▲9405HD
Belt - W.P.	902383T1	▲K060435HD
Hose - Upper		●26524
C50; C60		
Case 3-Cyl. 165 Diesel		
2002-1998		
Belt - W.P.	218509A1	②▲9550HD
C70		
Case 4-Cyl. 258 Diesel		
2002-1998		
Belt - A.C.	228332A2	▲9355HD
C80		
Case 4-Cyl. 244 Diesel		
2002-1998		
Belt - A.C.	228332A2	▲9355HD
C90		
Case 4-Cyl. 244 Diesel		
2002-1998		
Belt - Fan & Alt.		②7570
Belt - Fan To A.C.		▲9380HD
C100		
Case 4-Cyl. 244 Diesel		
2002-1997		
Belt - Fan & Alt.		②7570
Belt - Fan To A.C.		▲9380HD
CX50; CX60		
Case 3-Cyl. 165 Diesel		
2002-1998		
Belt - W.P.	218509A1	②▲9550HD
Belt - A.C.	238215A3	▲9550HD
CX70		
Case 4-Cyl. 258 Diesel		
2002-1998		
Belt - W.P.	241895A2	②7570
Belt - A.C.; W/35 1/2" Belt O.C.	228332A1	▲9355HD
CX80		
Case 4-Cyl. 244 Diesel		
2002-1998		
Belt - Alt.; W/57" Belt O.C.	241895A2	②7570
Belt - W.P.	241895A2	②7570
Belt - A.C.; W/35 1/2" Belt O.C.	228332A1	▲9355HD
CX90		
Case 4-Cyl. 244 Diesel		
2002-1998		
Belt - Fan & Alt.	241895A2	②7570
Belt - Alt.; W/57" Belt O.C.	241895A2	②7570
Belt - W.P.	241895A2	②7570
Belt - Fan To A.C.; W/35 1/2" Belt O.C.	228332A1	▲9355HD
Belt - Fan To A.C.; W/38" Belt O.C.		▲9380HD
CX100		
Case 4-Cyl. 244 Diesel		
2002-1998		
Belt - Fan & Alt.	241895A2	②7570
Belt - Fan To A.C.; W/38" Belt O.C.		▲9380HD
Belt - Fan To A.C.; W/33 1/2" Belt O.C.	228332A1	▲9355HD

② Two Required.
● Vulco-Flex® Coolant Hose.

▲ Standard Belt May Also Be Available.

Belts and Coolant Hose for Tractors Alphabetical

Application	Mfr. No.	Part No.	Application	Mfr. No.	Part No.
CASE IH - Continued			CASE IH - Continued		
D25; D29			Farmall 35		
Shibaura 3-Cyl. 81 Diesel 2003-2001 Belt - Fan & Alt.	86517954	AX36	Case IH 3-Cyl. 101 Diesel 2010-2009 Belt - Fan & Alt.	86517954	♣9370HD
D33			Farmall 55; Farmall 60		
Shibaura 3-Cyl. 91 Diesel 2003-2001 Belt - Fan & Alt.	86517954	AX36	Case IH 4-Cyl. 135 Diesel 2009 Belt - Alt. & W.P.	86517954	♣9370HD
D35			Farmall 70		
Shibaura 3-Cyl. 101 Diesel 2006-2001 Belt - Fan & Alt.	301525A1	♣9370HD	Case IH 4-Cyl. 238 Diesel 2009 Serpentine Belt	47131754	♣K080545HD
D40			Farmall 85C; Farmall 90; Farmall 95; Farmall 95C; Farmall 95N		
Shibaura 4-Cyl. 121 Diesel 2006-2001 Belt - Fan & Alt.	301525A1	♣9370HD	Case IH 4-Cyl. 274 Diesel 2009 Serpentine Belt	47131754	♣K080545HD
D45			Farmall 105U		
Shibaura 4-Cyl. 135 Diesel 2004-2001 Belt - Fan & Alt.	301525A1	♣9370HD	Case IH 4-Cyl. 274 Diesel 2010 Belt - Fan	47131754	♣K080545HD
DX25			FLX4010		
Shibaura 3-Cyl. 81 Diesel 2003-2002 Belt - Fan & Alt.	86517954	AX36	Case 6-Cyl. 505 Diesel 2006-2003 Belt - A.C.	131403C1	♣9385HD
DX29			Case 6-Cyl. 505 Diesel 2006-2003 Belt - Fan & Alt.	3944840	♣K080774HD
Shibaura 3-Cyl. 81 Diesel 2006-2002 Belt - Fan & Alt.	86517954	AX36	JX55		
DX33			Case 3-Cyl. 165 Diesel 2005-2002 Belt - Fan	5094418	7410
Shibaura 3-Cyl. 91 Diesel 2006-2002 Belt - Fan	86517954	AX36	Belt - Alt.	4796327	7450
DX35			Belt - A.C.	5140009	7405
Shibaura 3-Cyl. 101 Diesel 2008-2002 Belt - Fan & Alt.	301525A1	♣9370HD	JX65		
DX40			Case 3-Cyl. 179 Diesel 2006-2002 Belt - Fan	5094418	7410
Shibaura 4-Cyl. 121 Diesel 2008-2002 Belt - Fan	301525A1	♣9370HD	Belt - Alt.	4796327	7450
DX45			Belt - A.C.	5140009	7405
Shibaura 4-Cyl. 135 Diesel 2008-2002 Belt - Fan	301525A1	♣9370HD	JX70		
DX48; DX55			Case 3-Cyl. 179 Diesel 2008-2006 Belt - Fan	98473706	7453
Shibaura 4-Cyl. 135 Diesel 2007-2004 Belt - Fan	86517954	AX36	Belt - A.C.	5140009	7405
Farmall 31			JX75		
Case IH 3-Cyl. 91 Diesel 2010-2009 Belt - Fan & Alt.	86517954	♣9370HD	Case 4-Cyl. 220 Diesel 2006 Belt - Fan	5094418	7410
			Belt - Alt.	4796327	7450
			Belt - A.C.	10AV1025	7405
			Case 4-Cyl. 220 Diesel 2005-2002 Belt - Fan	5094418	7410
			Belt - Alt.	4796327	7450
			Belt - A.C.	5140009	7405
			JX80U		
			Case 4-Cyl. 238 Diesel 2004-2002 Belt - Alt.	4796327	7450
			Belt - Fan	5140010	7425
			Belt - A.C.	5140009	7405

♣ Standard Belt May Also Be Available.

Belts and Coolant Hose for Tractors Alphabetical

Application	Mfr. No.	Part No.	Application	Mfr. No.	Part No.
CASE IH - Continued			CASE IH - Continued		
JX80U - Continued			JX1090U		
Case 4-Cyl. 238 Diesel - Continued			Case 4-Cyl. 273 Diesel		
2004-2002 - Continued			2008-2004		
Hose - Lower - Eng. To Pipe; (1 1/2" I.D.)		24224	Belt - Fan & Alt.	47131754	♣K080545HD
Hose - Lower - Rad. To Pipe; (1 1/2" I.D.)		24224	Belt - A.C.	47129821	♣9412HD
JX85			JX1095C		
Case 4-Cyl. 238 Diesel			Case 4-Cyl. 274 Diesel		
2006-2002			2008-2006		
Belt - Alt.	4796327	7450	Belt - Fan & Alt.	47131754	♣K080545HD
Belt - Fan	5094418	7410	Belt - A.C.	47129821	♣9412HD
Belt - A.C.	5140009	7405	JX1095N		
JX90U			Case 4-Cyl. 238 Diesel		
Case 4-Cyl. 238 Diesel			2008-2005		
2004-2002			Hose - Lower; (1 1/2" I.D.)		
Belt - Alt.	4796327	7450			
Belt - Fan	5140010	7425			
Hose - Lower - Eng. To Pipe; (1 1/2" I.D.)		24224			
Hose - Lower - Rad. To Pipe; (1 1/2" I.D.)		24224			
JX95			JX1100U		
Case 4-Cyl. 238 Diesel			Case 4-Cyl. 273 Diesel		
2008-2002			2007-2004		
Belt - Alt.	4796327	7450	Belt - Fan & Alt.; W/O Viscous Fan	47131754	♣K080545HD
Belt - Fan	5094418	7410	Belt - Fan & Alt.; W/Viscous Fan	47135840	♣K080537HD
Belt - A.C.	5140009	7405	Belt - A.C.	47129821	♣9412HD
JX100U			Maxxum 120 Pro		
Case 4-Cyl. 238 Diesel			Case 4-Cyl. 273 Diesel		
2004-2002			2008-2007		
Belt - Alt.	4796327	7450	Belt - Fan & Alt.	4899178	♣K080610HD
Belt - Fan	5140010	7425	Belt - A.C.	87802911	K040390
Hose - Lower; (1 1/2" I.D.)		24224	Maxxum 130 Pro		
JX1060C; JX1070C			Case 4-Cyl. 273 Diesel		
Case 3-Cyl. 179 Diesel			2011		
2008-2004			2008-2007		
Belt - A.C.	5154152	♣9345HD	Belt - A.C.	87710661	♣K040388HD
Hose - Lower; (1 1/2" I.D.)		Ⓔ24224	Belt - Fan; Ser. No. D6358 & After	2858019	♣K080605HD
JX1075C			MX80C; MX90C		
Case 3-Cyl. 179 Diesel			Case 4-Cyl. 244 Diesel		
2008-2005			2002-1998		
Hose - Lower; (1 1/2" I.D.)		Ⓔ24224	Belt - Fan & Alt.	241895A2	Ⓔ7570
2004			Belt - Fan To A.C.		Ⓔ♣9385HD
Belt - A.C.	5154152	♣9345HD	MX100		
Hose - Lower; (1 1/2" I.D.)		Ⓔ24224	Case 6-Cyl. 359 Diesel		
JX1075N			2002-1996		
Case 3-Cyl. 179 Diesel			Belt - Fan, W.P. & Alt.		
2008-2004			J911558		
Hose - Lower; (1 1/2" I.D.)		Ⓔ24224	Belt - Fan To A.C.		
JX1080U			A184652		
Case 4-Cyl. 273 Diesel			Tensioner Assy. - Fan, W.P. & Alt.		
2008-2004			J918944		
Belt - Fan & Alt.	47131754	♣K080545HD	MX100C		
Belt - A.C.	47129821	♣9412HD	Case 4-Cyl. 244 Diesel		
JX1085C			2001-1998		
Case 4-Cyl. 274 Diesel			Belt - Fan & Alt.		
2008-2006			241895A2		
Belt - Fan & Alt.	47131754	♣K080545HD	Belt - Fan To A.C.		
Belt - A.C.	47129821	♣9412HD	Ⓔ♣9385HD		

♣ Standard Belt May Also Be Available.

Ⓔ Two Required.

Belts and Coolant Hose for Tractors Alphabetical

Application	Mfr. No.	Part No.	Application	Mfr. No.	Part No.
CASE IH - Continued			CASE IH - Continued		
MX135 - Continued			MX255 - Continued		
Case 6-Cyl. 359 Diesel - Continued			Case 6-Cyl. 505 Diesel - Continued		
2002-1996 - Continued			2006-2001 - Continued		
Tensioner Assy. - Fan, W.P. & Alt.	J918944	38504	Tensioner Assy.	87409564	38516
MX150			MX270		
Case 6-Cyl. 359 Diesel			Case 6-Cyl. 505 Diesel		
2001-1998			2002-1998		
Belt - Fan, W.P. & Alt.; W/59" Belt O.C.	J911558	♣K080590HD	Belt - Fan & Alt.	243373A1	♣K080675HD
Belt - Fan, W.P. & Alt.; W/57 1/2" Belt O.C. ...	J911562	♣K080575HD	Belt - Fan To A.C.	A189040	♣9463HD
Belt - Fan To A.C.	84766C1	♣9390HD	Tensioner Assy.	J945849	38516
Tensioner Assy. - Fan, W.P. & Alt.	J936203	38504	MX285		
1997			Case 6-Cyl. 505 Diesel		
Belt - Fan, W.P. & Alt.; W/59" Belt O.C.	J911558	♣K080590HD	2006-2001		
Belt - Fan, W.P. & Alt.; W/57 1/2" Belt O.C. ...	J911562	♣K080575HD	Belt - Fan, W.P. & Alt.	87402831	♣K080816HD
Belt - Fan To A.C.	84766C1	♣9390HD	Tensioner Assy.	87409564	38516
MX170			MXM120; MXM130; MXM140; MXM155; MXM175; MXM190		
Case 6-Cyl. 359 Diesel			Case 6-Cyl. 456 Diesel		
2001-1997			2007-2002		
Belt - Fan, W.P. & Alt.; W/59" Belt O.C.	J911558	♣K080590HD	Belt - Fan	87802822	♣K080806HD
Belt - Fan, W.P. & Alt.; W/57 1/2" Belt O.C. ...	J911562	♣K080575HD	MXU100		
Belt - Fan To A.C.	84766C1	♣9390HD	Case 4-Cyl. 273 Diesel		
Tensioner Assy. - Fan, W.P. & Alt.	J936203	38504	2006-2005		
MX180; MX200			Belt - Fan		
Case 6-Cyl. 505 Diesel			Belt - Fan & Alt.		
2002-1999			Belt - W.P.		
Belt - Air Brake Compr.	A189040	♣9463HD	Belt - A.C.		
Belt - A.C.	A189040	♣9463HD	Belt - A.C.		
Tensioner Assy.	J936203	38504	2004		
1998			Belt - Fan		
Belt - Compr.	A189040	♣9463HD	Belt - Fan & Alt.		
Belt - A.C.	A189040	♣9463HD	Belt - A.C.		
Tensioner Assy.	J936203	38504	MXU110		
MX210			Case 4-Cyl. 273 Diesel		
Case 6-Cyl. 505 Diesel			2006-2004		
2006-2001			Belt - W.P.		
Belt - Fan, W.P. & Alt.	87402830	♣K080820HD	Belt - A.C.		
Tensioner Assy.	87409564	38516	MXU125		
MX220			Case 6-Cyl. 410 Diesel		
Case 6-Cyl. 505 Diesel			2006-2004		
2002-2000			Belt - Fan To Alt.		
Belt - Air Brake Compr.	A189040	♣9463HD	Belt - A.C.		
Belt - A.C.	A189040	♣9463HD	MXU135		
Tensioner Assy.	J936203	38504	Case 6-Cyl. 410 Diesel		
1999-1998			2006-2004		
Belt - Compr.	A189040	♣9463HD	Belt - W.P.		
Belt - A.C.	A189040	♣9463HD	Belt - A.C.		
Tensioner Assy.	J936203	38504	STX275		
MX230			Case 6-Cyl. 505 Diesel		
Case 6-Cyl. 505 Diesel			2006-2000		
2006-2001			Belt - Hub & A.C.		
Belt - Fan, W.P. & Alt.	87402830	♣K080820HD	Belt - W.P. & Alt.; Ser. No. JEE0099500 &		
Tensioner Assy.	87409564	38516	Before		
MX240			Tensioner Assy. - Alt. & W.P.; Ser. No.		
Case 6-Cyl. 505 Diesel			JEE0099500 & Before		
2002-1998			Tensioner Assy. - Alt. & W.P.; Ser. No.		
Belt - Fan & Alt.	243373A1	♣K080675HD	JEE0099501 & After		
Belt - Fan To A.C.	A189040	♣9463HD	STX280		
Tensioner Assy.	J945849	38516	Case 6-Cyl. 505 Diesel		
MX255			2007-2006		
Case 6-Cyl. 505 Diesel			Belt - A.C.		
2006-2001			Belt - A.C.		
Belt - Fan, W.P. & Alt.	87402831	♣K080816HD	A189040		

♣ Standard Belt May Also Be Available.

Belts and Coolant Hose for Tractors Alphabetical

Application	Mfr. No.	Part No.
CASE IH - Continued		
STX280 - Continued		
Case 6-Cyl. 505 Diesel - Continued		
2007-2006 - Continued		
Belt - Alt. & A.C.	87437226	▲K060625HD
Tensioner Assy. - Alt. & A.C.	J936213	38516
Tensioner Pulley - Alt. & A.C.	J936213	36093
STX325		
Case 6-Cyl. 543 Diesel		
2006-2000		
Belt - W.P. & Alt.	3911567	▲K080670HD
Belt - A.C.	A189040	▲9463HD
STX330		
Case 6-Cyl. 543 Diesel		
2007-2006		
Belt - Alt.	87437226	▲K060625HD
Belt - A.C.	A189040	▲9463HD
Tensioner Assy. - Alt.	J936213	38516
Tensioner Pulley	J936213	36093
STX375		
Cummins 6-Cyl. 912 Diesel		
2006-2003		
Belt - Alt. & A.C.	87437226	▲K060625HD
Belt - W.P.	325289A1	▲K120400HD
2002		
Belt - Alt. & A.C.	87437226	▲K060625HD
2001-2000		
Belt - Alt. & A.C.	87437226	▲K060625HD
Belt - W.P.	325289A1	▲K120400HD
STX380		
Case 6-Cyl. 787 Diesel		
2007-2006		
Belt - Fan & Alt.	504078066	▲K080991HD
Belt - Fan, Alt. & A.C.	87437226	▲K060625HD
STX425		
Cummins 6-Cyl. 912 Diesel		
2006-2001		
Belt - Alt. & A.C.	87437226	▲K060625HD
Belt - W.P.	325289A1	▲K120400HD
STX430		
Case 6-Cyl. 787 Diesel		
2007-2006		
Belt - Alt. & A.C.	87437226	▲K060625HD
Belt - W.P.	504078066	▲K080991HD
STX440		
Cummins 6-Cyl. 912 Diesel		
2002		
Belt - W.P.	325289A1	▲K120400HD
Belt - Alt.	325290A1	▲K060625HD
2001		
Belt - Alt.	325290A1	▲K060625HD
Belt - W.P.	325289A1	▲K120400HD
2000		
Belt - W.P.	325289A1	▲K120400HD
Belt - Alt.	325290A1	▲K060625HD
STX450		
Cummins 6-Cyl. 912 Diesel		
2006-2001		
Belt - Alt. & A.C.	87437226	▲K060625HD
Belt - W.P.	325289A1	▲K120400HD

Application	Mfr. No.	Part No.
CASE IH - Continued		
STX480		
Cummins 6-Cyl. 915 Diesel		
2007-2006		
Belt - Alt. & A.C.	87437226	▲K060625HD
Belt - W.P.	325289A1	▲K120400HD
STX500		
Cummins 6-Cyl. 912 Diesel		
2006-2004		
Belt - Alt. & A.C.	87437226	▲K060625HD
Belt - W.P.	325289A1	▲K120400HD
STX530		
Cummins 6-Cyl. 915 Diesel		
2007-2006		
Belt - Alt. & A.C.	87437226	▲K060625HD
Belt - W.P.	325289A1	▲K120400HD
CATERPILLAR		
561B (62A)		
Caterpillar D333 Diesel		
1967-1959		
Belt - W.P.	4M9386	②TR24709
Belt - Gen.; W/69 1/4" Belt O.C.	7M5972	②TR24688
Belt - Gen.; W/71 1/8" Belt O.C.	5M6096	②TR24709
Belt - Starter; Ser. No. 62A1 Thru 62A191	5M6096	②TR24709
561C (85H)		
Caterpillar D333 Diesel		
1967-1966		
Belt - Gen.	5M6096	②TR24709
571E PS (64A)		
Caterpillar D333 Diesel		
1972-1961		
Belt - Fan; Ser. No. 64A1 Thru 64A151; W/81 1/8" Belt O.C.	3L6052	②TR30808
Belt - Fan; Ser. No. 64A1 Thru 64A151; W/85 5/8" Belt O.C.	5H7371	②CX81
Belt - Alt.	2S9778	▲9590HD
Belt - Gen.; Ser. No. 64A152 Thru 64A221 ...	3S6272	▲9530HD
Belt - Gen.; Ser. No. 64A222 & After	2S5218	▲9580HD
571F (95N)		
Caterpillar D333 Diesel		
1974-1972		
Belt - Fan	3L6052	②TR30808
571G (16W)		
Caterpillar D3306 Diesel		
1985-1976		
Belt - Fan & Alt.		②CX81
Hose - Upper; (2 7/8" I.D.)		24446
Hose - Lower; (2 1/2" I.D.)		24440
572C (21A)		
Caterpillar D399 Diesel		
1961-1957		
Belt - Fan; Ser. No. 21A270 Thru 21A331	2M8183	TR30672
572D (21A)		
Caterpillar D339 Diesel		
1961-1959		
Belt - Fan; Ser. No. 21A270 Thru 21A331	2M8183	TR30672

▲ Standard Belt May Also Be Available.

② Two Required.

Belts and Coolant Hose for Tractors Alphabetical

Application	Mfr. No.	Part No.	Application	Mfr. No.	Part No.
CATERPILLAR - Continued			CATERPILLAR - Continued		
572E (65A)			Challenger 65E		
Caterpillar D399T Diesel			Caterpillar 3176 Diesel		
1972-1961			2001-1997		
Belt - Fan; W/81 1/8" Belt O.C.	3L6052	②TR30808	Belt - Fan & Alt.	8M0959	②TR28786
Belt - Fan; W/85 5/8" Belt O.C.	5H7371	②CX81	Belt - Fan To A.C.		▲9550HD
Belt - Alt.	2S9778	▲9590HD	Challenger 70C		
Belt - Gen.; Ser. No. 65A151 Thru 65A313 ...	3S6272	▲9530HD	Caterpillar 3306 Diesel		
Belt - Gen.; Ser. No. 65A314 & After	2S5218	▲9580HD	1996-1994		
572F PS (96N)			Belt - Fan & Alt.		
Caterpillar D333T Diesel			Hose - Upper; (2 1/2" I.D.)		
1974-1970			Hose - Lower; (2 1/2" I.D.)		
Belt - Fan	3L6052	②TR30808	Hose - By Pass; (2 3/4" I.D.)		
Belt - Alt.	5M8135	②▲9520HD	Challenger 75C		
572G			Caterpillar 3176 Diesel		
Caterpillar 3306T Diesel			1996-1992		
1995-1985			Belt - Fan & Alt.	8M0959	②TR28786
Hose - Upper; (2 3/4" I.D.)		24444	Belt - Fan To A.C.; W/53 1/2" Belt O.C.		▲9530HD
Hose - Lower - Eng. To Pipe; (2 1/2" I.D.)		24440	Belt - Fan To A.C.; W/55 3/4" Belt O.C.		▲9555HD
Hose - Lower - Pipe To Rad.; (2 1/2" I.D.)		24440	Hose - Upper		●26512
583H (61A)			Hose - Lower - Eng. To Pipe		
Caterpillar D343T Diesel			or		
1974-1960			Hose - Lower - Pipe To Rad.; (2 1/4" I.D.)		
Belt - Fan; W/75 7/8" Belt O.C.	2M8255	③TR30754	Challenger 85C		
Belt - Fan; W/81 1/8" Belt O.C.	3L6052	③TR30808	Caterpillar 3176 Diesel		
Belt - Alt.; W/62 1/2" Belt O.C.	3P25	TR24619	1996-1993		
Belt - Alt.; W/3/4" Belt T.W.; W/64" Belt O.C. .	1P2421	TR24638	Belt - Fan & Alt.	8M0959	②TR28786
Belt - Alt.; W/1/2" Belt T.W.; W/64 1/4" Belt O.C.	8M8335	②▲9640HD	Belt - Fan To A.C.; W/53 1/2" Belt O.C.		▲9530HD
Belt - Gen.; Ser. No. 61A1 Thru 61A96	3S3961	▲9570HD	Belt - Fan To A.C.; W/55 3/4" Belt O.C.		▲9555HD
Belt - Gen.; Ser. No. 61A97 Thru 61A120	2S2743	②▲9550HD	Hose - Upper		●26512
Belt - Gen.; Ser. No. 61A121 Thru 61A192 ...	2S5218	▲9580HD	Hose - Lower - Eng. To Pipe		③<21194
Belt - Gen.; Ser. No. 61A193 Thru 61A679 ...	8M8335	▲9640HD	or		
594 (62H)			Hose - Lower - Pipe To Rad.; (2 1/4" I.D.)		
Caterpillar D353TA Diesel			Challenger 85E		
1975-1965			Caterpillar 3196 Diesel		
Belt - Fan; W/85 5/8" Belt O.C.	2P8624	②CX81	2001-1997		
Belt - Alt.; W/47" Belt O.C.	1S5138	TR24465	Belt - Fan & Alt.	8M0959	②TR28786
Belt - Alt.; W/48 1/8" Belt O.C.	5M5345	TR24476	Belt - Fan To A.C.		▲9550HD
Belt - Alt.; W/66 1/4" Belt O.C.	5S5249	▲9660HD	CBT		
Challenger 45			8060		
Caterpillar 3116 Diesel			Mercedes-Benz 6-Cyl. 346 Diesel		
2001-1994			1993-1987		
Belt - Fan & Alt.		②▲9700HD	Belt - Alt.		②▲9580HD
Belt - A.C.	2P4191	▲9525HD	Belt - Hyd. Pump		▲9350HD
Belt - W.P.		▲9345HD	8240		
Challenger 65			Perkins 4-Cyl. 248 Diesel		
Caterpillar 3306 Diesel			1991-1987		
1990-1986			Belt - Alt.		▲9560HD
Belt - Fan & Alt.	8M0959	②TR28786	Belt - Hyd. Pump		▲9350HD
Belt - A.C.	9N1329	▲9425HD	8260		
Hose - Upper; (2 1/2" I.D.)		②24440	Perkins 6-Cyl. 354 Diesel		
Hose - Lower; (2 1/2" I.D.)		②24440	1991-1987		
Hose - By Pass; (2 3/4" I.D.)		24244	Belt - Alt.		②▲9590HD
Challenger 65C			CHALLENGER		
Caterpillar 3306 Diesel			MT765C		
1996-1992			Caterpillar C9 Diesel		
Belt - Fan & Alt.		②TR30808	2009		
Hose - Upper; (2 1/2" I.D.)		②24440	Serpentine Belt - A.C.		
Hose - Lower; (2 1/2" I.D.)		②24440	2020951		
Hose - By Pass; (2 3/4" I.D.)		24244	▲K080575HD		

Agricultural Equipment

② Two Required.
 ③ Three Required.
 < Cut to Fit.

▲ Standard Belt May Also Be Available.
 ● Vulco-Flex® Coolant Hose.

Belts and Coolant Hose for Tractors Alphabetical

Application	Mfr. No.	Part No.
CHALLENGER - Continued		
MT865B		
Caterpillar C18 Diesel		
2006-2005		
Belt - Fan	1976291	▲K140580HD
Belt - A.C.	500685D1	▲K080956HD
MT975C		
Caterpillar C18 Diesel		
2009		
Serpentine Belt - Fan	1976291	▲K140580HD
COCKSHUTT		
20		
Continental 4-Cyl. 140		
1958-1952		
Belt - Fan & Gen.	Z125	TR24414
30		
Buda 4-Cyl. 153		
1956-1946		
Belt - Fan & Gen.	T5031	TR28463
Buda 4-Cyl. 153 Diesel		
1956-1949		
Belt - Fan & Gen.	T5031	TR28463
Hose - Upper; (1 1/2" I.D.)		24224
Hose - Lower; (1 1/2" I.D.)		24224
Buda 4-Cyl. 153 LPG		
1956-1946		
Belt - Fan & Gen.	T5031	TR28463
35 Deluxe		
Hercules 4-Cyl. 198		
1958-1956		
Belt - Fan & Gen.	Z555	▲9470HD
Belt - P.S.	Z577	7512
40		
Buda 6-Cyl. 230		
1958-1949		
Belt - Fan & Gen.	T5031	TR28463
Belt - P.S.	Z527	TR28483
Hose - Upper; (1 1/2" I.D.)		24224
Hose - Lower		≧20065
Buda 6-Cyl. 230 Diesel		
1958-1950		
Belt - Fan & Gen.	T5031	TR28463
Belt - P.S.	Z527	TR28483
Hose - Upper; (1 1/2" I.D.)		24224
Hose - Lower		≧20065
50		
Buda 6-Cyl. 273		
1958-1953		
Belt - Fan & Gen.	T5031	TR28463
Belt - P.S.	Z527	TR28483
Hose - Upper; (1 1/2" I.D.)		24224
Hose - Lower		≧20065
Buda 6-Cyl. 273 Diesel		
1958-1953		
Belt - Fan & Gen.	T5031	TR28463
Belt - P.S.	Z527	TR28483
Hose - Upper; (1 1/2" I.D.)		24224
Hose - Lower		≧20065

Application	Mfr. No.	Part No.
COCKSHUTT - Continued		
540		
Continental 4-Cyl. 162		
1962-1958		
Belt - Fan & Gen.	Z555	▲9470HD
Belt - P.S.	Z928	▲9540HD
550		
Hercules 4-Cyl. 198		
1962-1958		
Belt - Fan & Gen.; W/47 1/4" Belt O.C.	Z555	▲9470HD
Belt - Fan & Gen.; W/P.S.; W/45 5/8" Belt O.C.		7450
Belt - Fan & Gen.; W/O P.S.; W/44 1/8" Belt O.C.		7440
Belt - P.S.	Z880	▲9530HD
Hose - Upper		≧20065
	or	●25526
Hose - Lower; Ser. No. 127364 & Before		●25476
Hercules 4-Cyl. 198 Diesel		
1962-1958		
Belt - Fan & Gen.	Z555	▲9470HD
Belt - P.S.	Z880	▲9530HD
Hose - Upper		≧20065
	or	●25526
Hose - Lower; Ser. No. 127364 & Before		●25476
560		
Perkins 4-Cyl. 269 Diesel		
1962-1958		
Belt - Fan & Gen.	Z883	▲9500HD
Belt - P.S.; W/51 1/4" Belt O.C.	Z881	▲9510HD
Belt - P.S.; W/54 1/4" Belt O.C.	Z928	▲9540HD
570		
Hercules 6-Cyl. 298		
1960-1958		
Belt - Fan & Gen.	Z555	▲9470HD
Belt - P.S.	Z882	▲9550HD
Hercules 6-Cyl. 298 Diesel		
1960-1958		
Belt - Fan & Gen.	Z555	▲9470HD
Belt - P.S.	Z882	▲9550HD
Golden Arrow		
Hercules 4-Cyl. 198		
1957		
Belt - Fan & Gen.	Z555	▲9470HD
Belt - P.S.	Z671	7530
CUB CADET		
5234D		
Daihatsu 3-Cyl. 51 Diesel		
2008-2004		
Belt - Fan & Alt.	BS821075	7370
7000; 7200; 7205		
Mitsubishi 3-Cyl. 69 Diesel		
2003-1998		
Belt - Fan & Alt.	MAMD041704	7380
7260		
Mitsubishi 3-Cyl. 80 Diesel		
2003-1998		
Belt - Fan & Alt.	MAMD041704	7380
7264		
Daihatsu 3-Cyl. 58 Diesel		
2004-2003		
Belt - Fan & Alt.	BS821075	7370

▲ Standard Belt May Also Be Available.
● Vulco-Flex® Coolant Hose.

≧ Cut to Fit.

Belts and Coolant Hose for Tractors Alphabetical

Application	Mfr. No.	Part No.	Application	Mfr. No.	Part No.
CUB CADET - Continued			DAVID BROWN - Continued		
7265			880 - Continued		
Mitsubishi 3-Cyl. 80 Diesel			David Brown 3-Cyl. 154 Diesel - Continued		
2003-1998			1971-1961 - Continued		
Belt - Fan & Alt.	MAMD041704	7380	Belt - P.S.	913631	7360
7272			Hose - Upper		●25472
Mitsubishi 3-Cyl. 91 Diesel			885		
1997-1995			David Brown 3-Cyl. 146		
Belt - Fan & Alt.	MAMD027458	7375	1980-1971		
7273			Belt - Fan & Alt.	912196	7430
Mitsubishi 3-Cyl. 91 Diesel			Belt - Fan & Gen.	901111	7450
1997-1996			David Brown 3-Cyl. 164 Diesel		
Belt - Fan & Alt.	MAMD027458	7375	1980-1971		
7274; 7275			Belt - Fan & Alt.	942053R	7417
Mitsubishi 3-Cyl. 91 Diesel			Belt - Fan & Gen.	912196	7430
1997-1995			Belt - P.S.	913637R	7365
Belt - Fan & Alt.	MAMD027458	7375	900		
7300; 7305			David Brown 4-Cyl. 164		
Mitsubishi 3-Cyl. 91 Diesel			1958-1956		
2003-1998			Belt - Fan & Gen.	A903050	7460
Belt - Fan & Alt.; Ser. No. 21495 & Before	MAMD027458	7375	David Brown 4-Cyl. 164 Diesel		
Belt - Fan & Alt.; Ser. No. 21496 & After	MAMD041704	7380	1958-1956		
7360SS			Belt - Fan & Gen.	A903050	7460
Mitsubishi 4-Cyl. 127 Diesel			990		
2003-2000			David Brown 4-Cyl. 185 Diesel		
Belt - Fan & Alt.	MAMD088955	7385	1980-1961		
7530; 7532			Belt - Fan & Alt.	903050	7460
Mitsubishi 3-Cyl. 91 Diesel			Belt - Fan & Gen.; Ser. No. 482001 Thru		
2007-2004			800000	901111	7450
Belt - Fan & Alt.	MAMD041704	7380	Belt - Fan & Gen.; Ser. No. 800001 & After ...	68073	7460
8354			Hose - Upper; Early(1 1/2" I.D.)		24224
Dae Dong 3-Cyl. 101 Diesel			Hose - Upper - Left Side		or ●21660
2007-2004					or ●25474
Belt - Fan & Alt.	DDE580072531	▲9425HD	Hose - Upper - Right Side		or ●20397
8454					or ●26519
Dae Dong 4-Cyl. 134 Diesel			David Brown 4-Cyl. 195 Diesel		
2007-2004			1980-1961		
Belt - Fan & Alt.	DDE580072531	▲9425HD	Belt - Fan & Alt.	903050	7460
DAVID BROWN			Belt - Fan & Gen.; Ser. No. 482001 Thru		
770			800000	901111	7450
David Brown 3-Cyl. 146 Diesel			Belt - Fan & Gen.; Ser. No. 800001 & After ...	68073	7460
1970-1965			Hose - Upper; Early(1 1/2" I.D.)		24224
Belt - Fan & Gen.	912196	7430	Hose - Upper - Left Side		or ●21660
Hose - Upper		●25472			or ●25474
780			Hose - Upper - Right Side		or ●20397
David Brown 3-Cyl. 146 Diesel					or ●26519
1971-1967			995		
Belt - Fan & Gen.	912196	7430	David Brown 4-Cyl. 219 Diesel		
Hose - Upper		●25472	1980-1971		
850			Belt - Fan & Alt.	903050	7460
David Brown 4-Cyl. 154 Diesel			Belt - Fan & Gen.; Ser. No. 482001 Thru		
1965-1960			800000	901111	7450
Belt - Fan & Gen.	A903050	7460	Belt - Fan & Gen.; Ser. No. 800001 & After ...	68073	7460
880			Hose - Upper; Early(1 1/2" I.D.)		24224
David Brown 3-Cyl. 154 Diesel			Hose - Upper - Left Side		or ●21660
1971-1961					or ●25474
Belt - Fan & Gen.	912196	7430	Hose - Upper - Right Side		or ●20397
DAVID BROWN - Continued					or ●26519
880 - Continued			996		
David Brown 3-Cyl. 154 Diesel - Continued			David Brown 4-Cyl. 219 Diesel		
1971-1961 - Continued			1976-1972		
Belt - P.S.	913631	7360	Belt - Fan & Alt.	903050	7460
Hose - Upper		●25472	Belt - Fan & Gen.; Ser. No. 482001 Thru		
885			800000	901111	7450
David Brown 3-Cyl. 146			Belt - Fan & Gen.; Ser. No. 800001 & After ...	68073	7460
1980-1971			Hose - Upper; Early(1 1/2" I.D.)		24224
Belt - Fan & Alt.	912196	7430	Hose - Upper - Left Side		or ●21660
Belt - Fan & Gen.	901111	7450			or ●25474
David Brown 3-Cyl. 164 Diesel			Hose - Upper - Right Side		or ●20397
1980-1971					or ●26519
Belt - Fan & Alt.	942053R	7417	999		
Belt - Fan & Gen.	912196	7430	David Brown 4-Cyl. 219 Diesel		
Belt - P.S.	913637R	7365	1976-1972		
900			Belt - Fan & Alt.	903050	7460
David Brown 4-Cyl. 164			Belt - Fan & Gen.; Ser. No. 482001 Thru		
1958-1956			800000	901111	7450
Belt - Fan & Gen.	A903050	7460	Belt - Fan & Gen.; Ser. No. 800001 & After ...	68073	7460
David Brown 4-Cyl. 164 Diesel			Hose - Upper; Early(1 1/2" I.D.)		24224
1958-1956			Hose - Upper - Left Side		or ●21660
Belt - Fan & Gen.	A903050	7460			or ●25474
990			Hose - Upper - Right Side		or ●20397
David Brown 4-Cyl. 185 Diesel					or ●26519
1980-1961			995		
Belt - Fan & Alt.	903050	7460	David Brown 4-Cyl. 219 Diesel		
Belt - Fan & Gen.; Ser. No. 482001 Thru			1980-1971		
800000	901111	7450	1980-1971		
Belt - Fan & Gen.; Ser. No. 800001 & After ...	68073	7460	Belt - Fan & Alt.	903050	7460
Hose - Upper; Early(1 1/2" I.D.)		24224	Belt - Fan & Gen.; Ser. No. 482001 Thru		
Hose - Upper - Left Side		or ●21660	800000	901111	7450
		or ●25474	Belt - Fan & Gen.; Ser. No. 800001 & After ...	68073	7460
Hose - Upper - Right Side		or ●20397	Hose - Upper; Early(1 1/2" I.D.)		24224
		or ●26519	Hose - Upper - Left Side		or ●21660
David Brown 4-Cyl. 195 Diesel					or ●25474
1980-1961			Hose - Upper - Right Side		or ●20397
Belt - Fan & Alt.	903050	7460			or ●26519
Belt - Fan & Gen.; Ser. No. 482001 Thru			996		
800000	901111	7450	David Brown 4-Cyl. 219 Diesel		
Belt - Fan & Gen.; Ser. No. 800001 & After ...	68073	7460	1976-1972		
Hose - Upper; Early(1 1/2" I.D.)		24224	Belt - Fan & Alt.	903050	7460
Hose - Upper - Left Side		or ●21660	Belt - Fan & Gen.; Ser. No. 482001 Thru		
		or ●25474	800000	901111	7450
Hose - Upper - Right Side		or ●20397	Belt - Fan & Gen.; Ser. No. 800001 & After ...	68073	7460
		or ●26519	Hose - Upper; Early(1 1/2" I.D.)		24224
David Brown 4-Cyl. 195 Diesel			Hose - Upper - Left Side		or ●21660
1980-1961					or ●25474
Belt - Fan & Alt.	903050	7460	999		
Belt - Fan & Gen.; Ser. No. 482001 Thru			David Brown 4-Cyl. 219 Diesel		
800000	901111	7450	1976-1972		
Belt - Fan & Gen.; Ser. No. 800001 & After ...	68073	7460	Belt - Fan & Alt.	903050	7460
Hose - Upper; Early(1 1/2" I.D.)		24224	Belt - Fan & Gen.; Ser. No. 482001 Thru		
Hose - Upper - Left Side		or ●21660	800000	901111	7450
		or ●25474	Belt - Fan & Gen.; Ser. No. 800001 & After ...	68073	7460
Hose - Upper - Right Side		or ●20397	Hose - Upper; Early(1 1/2" I.D.)		24224
		or ●26519	Hose - Upper - Left Side		or ●21660
David Brown 4-Cyl. 195 Diesel					or ●25474
1980-1961			999		
Belt - Fan & Alt.	903050	7460	David Brown 4-Cyl. 219 Diesel		
Belt - Fan & Gen.; Ser. No. 482001 Thru			1976-1972		
800000	901111	7450	Belt - Fan & Alt.	903050	7460
Belt - Fan & Gen.; Ser. No. 800001 & After ...	68073	7460	Belt - Fan & Gen.; Ser. No. 482001 Thru		
Hose - Upper; Early(1 1/2" I.D.)		24224	800000	901111	7450
Hose - Upper - Left Side		or ●21660	Belt - Fan & Gen.; Ser. No. 800001 & After ...	68073	7460
		or ●25474	Hose - Upper; Early(1 1/2" I.D.)		24224
Hose - Upper - Right Side		or ●20397	Hose - Upper - Left Side		or ●21660
		or ●26519			or ●25474

▲ Standard Belt May Also Be Available.
 ≧ Cut to Fit.

● Vulco-Flex® Coolant Hose.

Belts and Coolant Hose for Tractors Alphabetical

Application	Mfr. No.	Part No.	Application	Mfr. No.	Part No.
DAVID BROWN - Continued			DEUTZ-ALLIS - Continued		
996 - Continued			6240		
David Brown 4-Cyl. 219 Diesel - Continued			Deutz 3-Cyl. 173 Diesel		
1976-1972 - Continued			1992-1985		
Hose - Upper - Right Side		✂20397 or ●26519	Belt - Blower & Alt.	01175765	7612
1210			6250		
David Brown 4-Cyl. 219 Diesel			Deutz 3-Cyl. 173 Diesel		
1980-1971			1991-1985		
Belt - Fan & Alt.	68073	7460	Belt - Blower & Alt.	01175765	7612
Belt - Fan & Gen.	68073	7460	6260		
Hose - Upper - Left Side		✂21660 or ●25474	Deutz 3-Cyl. 187 Diesel		
Hose - Upper - Right Side		✂20397 or ●26519	1991-1985		
1212			Belt - Blower & Alt.		
David Brown 4-Cyl. 219 Diesel			01175765		
1975-1971			7612		
Belt - Fan & Alt.	68073	7460	6260F		
Belt - Fan & Gen.	68073	7460	Deutz 3-Cyl. 187 Diesel		
Hose - Upper - Left Side		✂21660 or ●25474	1991-1987		
Hose - Upper - Right Side		✂20397 or ●26519	Belt - Blower & Alt.		
1412			2235256		
David Brown 4-Cyl. 219 Diesel			7580		
1977-1975			6265		
Hose - Upper		●25480	Deutz 4-Cyl. 230 Diesel		
3800			1991-1985		
David Brown 3-Cyl. 146			Belt - Blower & Alt.		
1972-1968			01175765		
Belt - Fan & Gen.	901111	7450	7612		
Hose - Upper		●25472	6275F; 6275L		
4600			Deutz 4-Cyl. 249 Diesel		
David Brown 3-Cyl. 164			1991-1988		
1972-1969			Belt - Blower & Alt.		
Belt - Fan & Gen.	912196	7430	2235256		
Hose - Upper		●25472	7580		
DEUTZ-ALLIS			7085		
5215			Deutz 4-Cyl. 249 Diesel		
Hinomoto 3-Cyl. 61 Diesel			1991-1985		
1989-1986			Belt - A.C.		
Belt - Fan & Alt.	A38	▲9390HD	4342249		
5220			▲9570HD		
Toyosha 3-Cyl. 87 Diesel			②7590		
1990-1986			②7630		
Belt - Fan & Alt.		▲9425HD	7110		
5230			Deutz 6-Cyl. 374 Diesel		
Toyosha 3-Cyl. 92 Diesel			1991-1985		
1991-1986			Belt - A.C.		
Belt - Fan & Alt.		▲9425HD	4325382		
Hose - Upper		●25251	TR24664		
Hose - Lower		●25252	7120		
6070			Deutz 6-Cyl. 374 Diesel		
Allis-Chalmers 4-Cyl. 200 Diesel			1991-1986		
1986-1985			Belt - Blower		
Belt - Fan & Alt.	263408	▲9540HD	7541		
Belt - A.C.	562203	▲9440HD	7145		
			Deutz 6-Cyl. 374 Diesel		
			1991-1986		
			Belt - Blower		
			2234343		
			②7541		
			Belt - Alt.		
			2235180		
			7455		
			8010		
			Allis-Chalmers 6-Cyl. 301 Diesel		
			1989-1986		
			Belt - Fan & Alt.		
			254351		
			▲9560HD		
			Belt - A.C.		
			260149		
			9765		
			Hose - Upper		
			✂20731		
			or ●26524		

✂ Cut to Fit.
▲ Standard Belt May Also Be Available.

● Vulco-Flex® Coolant Hose.
② Two Required.

Belts and Coolant Hose for Tractors Alphabetical

Application	Mfr. No.	Part No.	Application	Mfr. No.	Part No.
DEUTZ-ALLIS - Continued			DEUTZ-FAHR - Continued		
8070			DX110		
Allis-Chalmers 6-Cyl. 426 Diesel			Deutz 6-Cyl. 345 Diesel		
1989-1986			1980-1979		
Belt - Fan & Alt.	273193	ⓉTR22664	Belt - Blower & Alt.		Ⓣ7612
			Belt - A.C.		♣9350HD
9130			DX120; DX130		
Deutz 6-Cyl. 374 Diesel			Deutz 6-Cyl. 374 Diesel		
1992-1989			1984-1980		
Belt - Alt.		♣9480HD	Belt - Blower & Alt.		♣9610HD
Belt - A.C.		♣9390HD	Belt - A.C.		♣9350HD
9150			DX140		
Deutz 6-Cyl. 374 Diesel			Deutz 6-Cyl. 374 Diesel		
1992-1989			1980-1979		
Belt - A.C.	303535835	♣9380HD	Belt - Alt.		7455
Belt - Alt.	303526658	♣9480HD			
Belt - Blower & Idler	02235177	Ⓣ7550	DX160		
9170; 9190			Deutz 6-Cyl. 374 Diesel		
Deutz 6-Cyl. 584 Diesel			1984-1979		
1992-1989			Belt - Blower & Alt.		♣9610HD
Belt - Alt.; W/33 5/8" Belt O.C.	303526682	Ⓣ7330	Belt - A.C.		♣9350HD
Belt - Alt.; W/34 1/8" Belt O.C.		Ⓣ7335	DRESSER-DRESSTA		
Belt - A.C.; W/35 5/8" Belt O.C.	72160695	7350	TD7E		
Belt - A.C.; W/36 5/8" Belt O.C.	303527484	♣9360HD	TD7E		
Belt - A.C.; W/36 7/8" Belt O.C.		♣9365HD	IH D239 Diesel		
DEUTZ-FAHR			1988-1974		
D30-06			Belt - Fan		
Deutz 2-Cyl. 115 Diesel			621770C1		
1979-1969					♣9555HD
Belt - Blower & Gen.		7455	TD7G		
D40-06			Dresser D240N Diesel		
Deutz 3-Cyl. 173 Diesel			1994-1987		
1978-1969			Belt - Fan & Alt.	1240873H1	♣K080560HD
Belt - Blower & Alt.		7590	TD8E		
D45-06			IH DT239 Diesel		
Deutz 3-Cyl. 173 Diesel			1987-1974		
1980-1972			Belt - Fan	621770C1	♣9555HD
Belt - Blower & Alt.		7590	TD8G		
D62-06			Dresser D240T Diesel		
Deutz 4-Cyl. 230 Diesel			1994-1987		
1981-1974			Belt - Fan & Alt.; W/56 5/8" Belt O.C.	1240873H1	♣K080560HD
Belt - Blower & Alt.		7590	Belt - Fan & Alt.; W/62 5/8" Belt O.C.	1257759H1	♣K080620HD
D68-06			TD12		
Deutz 4-Cyl. 230 Diesel			IH D466B Diesel		
1980-1974			1994-1981		
Belt - Blower & Alt.		7590	Belt - Fan & Alt.	1213134H91	ⓉTR22664
D80-06			TD15C		
Deutz 6-Cyl. 345 Diesel			Dresser D505T Diesel		
1979-1972			1995-1972		
Belt - Blower & Alt.		7612	Belt - Fan & Alt.	1257770H1	♣K080610HD
DX90			IH DT466 Diesel		
Deutz 5-Cyl. 287 Diesel			1995-1972		
1984-1979			Belt - Alt.; Ser. No. 17399 & Before	673481C1	TR22648
Belt - Blower	2232958	7530	Belt - Alt.; Ser. No. 17400 & After	1213134H91	ⓉTR22664
Belt - Blower & Alt.		Ⓣ7612	TD15C Articulated		
Belt - Alt.	0033566	7480	Dresser D505T Diesel		
Belt - A.C.		♣9350HD	2001-1972		
Belt - Hyd. Pump	0033567	♣9540HD	Belt - Fan & Alt.	1257762H1	♣K080605HD

Ⓣ Two Required.

♣ Standard Belt May Also Be Available.

Belts and Coolant Hose for Tractors Alphabetical

Application	Mfr. No.	Part No.	Application	Mfr. No.	Part No.
DRESSER-DRESSTA - Continued			FERGUSON		
TD15E			40		
Dresser D505T Diesel			Continental 4-Cyl. 134		
1995-1986			1956		
Belt - Fan & Alt.	1253462H1	♣K080670HD	Belt - Fan & Gen.	181523M1	♣9430HD
Belt - A.C.	1251357H1	♣9425HD	Hose - Upper; (1 1/2" I.D.)		24224
Hose - Upper - Eng. To Pipe; (2 1/4" I.D.)		24436	F40		
Hose - Upper - Pipe To Rad.; (2 1/4" I.D.)		24436	Continental 4-Cyl. 134		
Hose - Lower - Eng. To Pipe		⊗21473	1957-1956		
IH DT466C Diesel			Belt - Fan & Gen.	509572M1	♣9425HD
1995-1986			Hose - Upper		●25476
Belt - Fan & Alt.	1213134H91	ⓉTR22664	TE20		
TD20E			Continental 4-Cyl. 120		
IH DVT800 Diesel			1951-1948		
1986-1974			Belt - Fan & Gen.	TO8620	TR28406
Belt - Fan	673946C91	④TR22752	Hose - Upper; (1 1/2" I.D.)		24224
Belt - Alt.; Ser. No. 30277 & Before	683723C1	♣9476HD	Hose - Lower		⊗20386
Belt - Alt.; Ser. No. 30278 & After	673029C1	♣9470HD		or	●25476
Belt - A.C.		♣9680HD	TEA20		
TD20G			Standard Motors 23C		
Cummins LTA10C Diesel			1956-1948		
1996-1986			Belt - Fan & Gen.; Ser. No. 132206 & Before .	825660M1	TR24407
Belt - Fan	1246274H1	♣K080605HD	Standard Motors 23C Diesel		
Belt - Alt.	1246253H1	K050317	1956-1948		
Belt - A.C.		TR24562	Belt - Fan & Gen.; Ser. No. 132206 & Before .	825660M1	TR24407
TD25E			TO20		
IH DT817C Diesel			Continental 4-Cyl. 120		
1985-1979			1951-1947		
Belt - Fan & Alt.; Ser. No. 12007 & Before		TR22517	Belt - Fan & Gen.	TO8620	TR28406
Belt - Fan & Alt.; Ser. No. 12008 & After	326998R1	ⓉTR22570	Hose - Upper; (1 1/2" I.D.)		24224
TD25G			Hose - Lower		⊗20386
Cummins KT19C Diesel				or	●25476
2001-1987			TO30		
Belt - Alt.	1238776H1	K050370	Continental 4-Cyl. 129		
Belt - A.C.		TR22664	1954-1951		
Hose - Upper - Eng. To Pipe; (2 1/2" I.D.)		Ⓣ24440	Belt - Fan & Gen.	181636M1	TR28406
Hose - Upper - Pipe To Rad.; (2 1/2" I.D.)		Ⓣ24440	Hose - Upper; (1 1/2" I.D.)		24224
TD40			Hose - Lower		⊗20386
Cummins KTA1150C Diesel				or	●25476
1991-1933			TO35		
Belt - Alt.	1238776H1	K050370	Continental 4-Cyl. 134		
Belt - A.C.		TR22664	1957-1954		
TD40B			Belt - Fan & Gen.	509572M1	♣9425HD
Cummins KTA19C Diesel			Hose - Upper; (1 1/2" I.D.)		24224
1995-1988			Hose - Lower		●25473
Belt - Alt.	1238776H1	K050370	Standard Motors 23C Diesel		
Belt - A.C.		TR22664	1957-1954		
EUCLID			Belt - Fan & Gen.	184930M1	TR28423
82-40			Hose - Upper; (1 1/2" I.D.)		24224
Detroit Diesel 8V-71N Diesel			Hose - Lower		⊗20226
1968-1966				or	●25477
Belt - Fan & Gen.	9177465	ⓉBX77	Hose - By Pass; (1 1/8" I.D.)		24218
C6-1; C6-2; C6-3; C6-4; C6-5			FERRARI		
Detroit Diesel 6-71 Diesel			86		
1963-1959			Lamborghini 3-Cyl. 151 Diesel		
Belt - Gen.; W/34 1/8" Belt O.C.	2068846	TR22336	1989-1978		
Belt - Gen.; W/44 3/4" Belt O.C.	9174657	TR22443	Belt - Blower		Ⓣ7395
♣ Standard Belt May Also Be Available.			94L		
Ⓣ Two Required.			Lamborghini 2-Cyl. 81 Diesel		
● Vulco-Flex® Coolant Hose.			1982-1981		
			Belt - Blower		3V315
			⊗ Cut to Fit.		
			④ Four Required.		

Belts and Coolant Hose for Tractors Alphabetical

Application	Mfr. No.	Part No.	Application	Mfr. No.	Part No.
FERRARI - Continued			FORD - Continued		
95			540 Industrial		
Lamborghini 2-Cyl. 81 Diesel			Ford 3-Cyl. 201 Diesel		
1989-1981			1985-1980		
Belt - Blower		3V315	Belt - W.P. & Alt.; W/72A. Alt.	D7NN10C318A	♣9313HD
1300			Belt - Fan & Alt.; W/O 72A. Alt.	D6NN8620A	♣9463HD
Lamborghini 2-Cyl. 81 Diesel			Hose - Upper		∞<20065
1989-1987			555 Industrial		
Belt - Blower		3V315	Ford 3-Cyl. 201		
FIAT			1985-1980		
F110; F130			Belt - W.P. & Alt.; W/72A. Alt.		
Fiat 6-Cyl. 358 Diesel			Belt - Fan & Alt.; W/O 72A. Alt.		
1995-1990			Hose - Upper		
Belt - Fan To Alt. & Idler	7475		♣9313HD		
Belt - Fan & Idler	7435		♣9463HD		
FORD			∞<20065		
2N			Ford 3-Cyl. 201 Diesel		
Ford 4-Cyl. 120			1985-1980		
1947-1942			Belt - W.P. & Alt.; W/72A. Alt.		
Belt - Fan & Gen.; Ser. No. 263842 & Before ...	9N8620B	TR20451	Belt - Fan & Alt.; W/O 72A. Alt.		
Belt - Fan & Gen.; Ser. No. 263843 & After ...	8N8620	TR20412	Hose - Upper		
9N			∞<20065		
Ford 4-Cyl. 120			611		
1942-1939			Ford 4-Cyl. 134		
Belt - Fan & Gen.; Ser. No. 263842 & Before ...	9N8620B	TR20451	1962-1957		
Belt - Fan & Gen.; Ser. No. 263843 & After ...	8N8620	TR20412	Belt - Fan & Gen.		
335 Industrial			Belt - P.S.; Ser. No. 89929 & Before		
Ford 3-Cyl. 175			Belt - P.S.; Ser. No. 89930 & After		
1980-1975			Hose - Upper; (1 1/4" I.D.)		
Belt - Fan & Alt.	C9NN10C318A	♣9555HD	Hose - Lower		
Hose - Upper		●25804	∞<21660		
420 Industrial			Ford 4-Cyl. 134 LPG		
Ford 4-Cyl. 183 Diesel			1962-1957		
1988-1975			Belt - Fan & Gen.		
Belt - Fan & Alt.	C9NN10C318A	♣9555HD	Belt - P.S.; Ser. No. 89929 & Before		
Hose - Upper		∞<21794	Belt - P.S.; Ser. No. 89930 & After		
	or	●25474	Hose - Upper; (1 1/4" I.D.)		
445 Industrial			Hose - Lower		
Ford 4-Cyl. 183 Diesel			∞<21660		
1985-1980			620		
Belt - Fan & Alt.		♣9560HD	Ford 4-Cyl. 134		
Hose - Upper		∞<20065	1957-1954		
501			Belt - Fan & Gen.		
Ford 4-Cyl. 134			Belt - P.S.; Ser. No. 89929 & Before		
1962-1958			Belt - P.S.; Ser. No. 89930 & After		
Belt - Fan & Gen.	EAF8577A	♣9415HD	Hose - Upper; (1 1/4" I.D.)		
Belt - P.S.; Ser. No. 89929 & Before	310050	♣9470HD	Hose - Lower		
Belt - P.S.; Ser. No. 89930 & After	EAF8577A	♣9415HD	∞<21660		
Hose - Upper; (1 1/4" I.D.)		24220	621		
Hose - Lower		∞<21660	Ford 4-Cyl. 134		
Ford 4-Cyl. 144 Diesel			1962-1959		
1962-1958			Belt - Fan & Gen.		
Belt - Fan & Gen.	EAF8577A	♣9415HD	Belt - P.S.; Ser. No. 89929 & Before		
Belt - P.S.; Ser. No. 89929 & Before	310050	♣9470HD	Belt - P.S.; Ser. No. 89930 & After		
Belt - P.S.; Ser. No. 89930 & After	EAF8577A	♣9415HD	Hose - Upper; (1 1/4" I.D.)		
Hose - Upper; (1 1/4" I.D.)		24220	Hose - Lower		
Hose - Lower		∞<21660	∞<21660		
Ford 4-Cyl. 144 Diesel			Ford 4-Cyl. 134 LPG		
1962-1959			1957-1954		
Belt - Fan & Gen.	EAF8577A	♣9415HD	Belt - Fan & Gen.		
Belt - P.S.; Ser. No. 89929 & Before	310050	♣9470HD	Belt - P.S.; Ser. No. 89929 & Before		
Belt - P.S.; Ser. No. 89930 & After	EAF8577A	♣9415HD	Belt - P.S.; Ser. No. 89930 & After		
Hose - Upper; (1 1/4" I.D.)		24220	Hose - Upper; (1 1/4" I.D.)		
Hose - Lower		∞<21660	Hose - Lower		
Ford 4-Cyl. 144 Diesel			∞<21660		
1962-1959			621		
Belt - Fan & Gen.	EAF8577A	♣9415HD	Ford 4-Cyl. 134		

♣ Standard Belt May Also Be Available.
∞< Cut to Fit.

● Vulco-Flex® Coolant Hose.

Belts and Coolant Hose for Tractors Alphabetical

Application	Mfr. No.	Part No.	Application	Mfr. No.	Part No.
FORD - Continued			FORD - Continued		
660 - Continued			741; 771 - Continued		
Ford 4-Cyl. 134 - Continued			Ford 4-Cyl. 144 Diesel		
1957-1954 - Continued			1962-1957		
Belt - P.S.; Ser. No. 89930 & After	EAF8577A	♣9415HD	Belt - Fan & Gen.	EAF8577A	♣9415HD
Hose - Upper; (1 1/4" I.D.)		24220	Belt - P.S.; Ser. No. 89929 & Before	310050	♣9470HD
Hose - Lower		♣21660	Belt - P.S.; Ser. No. 89930 & After	EAF8577A	♣9415HD
Ford 4-Cyl. 134 LPG			Hose - Upper; (1 1/4" I.D.)		
1957-1954			Hose - Lower		
Belt - Fan & Gen.	EAF8577A	♣9415HD	811		
Belt - P.S.; Ser. No. 89929 & Before	310050	♣9470HD	Ford 4-Cyl. 172		
Belt - P.S.; Ser. No. 89930 & After	EAF8577A	♣9415HD	1962-1957		
Hose - Upper; (1 1/4" I.D.)		24220	Belt - Fan & Gen.		
Hose - Lower		♣21660	Belt - P.S.; Ser. No. 89929 & Before		
661; 671; 681			Belt - P.S.; Ser. No. 89930 & After		
Ford 4-Cyl. 134			Hose - Upper; (1 1/4" I.D.)		
1962-1957			Hose - Lower		
Belt - Fan & Gen.	EAF8577A	♣9415HD	Ford 4-Cyl. 172 Diesel		
Belt - P.S.; Ser. No. 89929 & Before	310050	♣9470HD	1962-1957		
Belt - P.S.; Ser. No. 89930 & After	EAF8577A	♣9415HD	Belt - Fan & Gen.		
Hose - Upper; (1 1/4" I.D.)		24220	Belt - P.S.; Ser. No. 89929 & Before		
Hose - Lower		♣21660	Belt - P.S.; Ser. No. 89930 & After		
Ford 4-Cyl. 134 LPG			Hose - Upper; (1 1/4" I.D.)		
1962-1957			Hose - Lower		
Belt - Fan & Gen.	EAF8577A	♣9415HD	Ford 4-Cyl. 172 LPG		
Belt - P.S.; Ser. No. 89929 & Before	310050	♣9470HD	1962-1957		
Belt - P.S.; Ser. No. 89930 & After	EAF8577A	♣9415HD	Belt - Fan & Gen.		
Hose - Upper; (1 1/4" I.D.)		24220	Belt - P.S.; Ser. No. 89929 & Before		
Hose - Lower		♣21660	Belt - P.S.; Ser. No. 89930 & After		
Ford 4-Cyl. 144 Diesel			Hose - Upper; (1 1/4" I.D.)		
1962-1957			Hose - Lower		
Belt - Fan & Gen.	EAF8577A	♣9415HD	820		
Belt - P.S.; Ser. No. 89929 & Before	310050	♣9470HD	Ford 4-Cyl. 172		
Belt - P.S.; Ser. No. 89930 & After	EAF8577A	♣9415HD	1957-1954		
Hose - Upper; (1 1/4" I.D.)		24220	Belt - Fan & Gen.		
Hose - Lower		♣21660	Belt - P.S.; Ser. No. 89929 & Before		
740			Belt - P.S.; Ser. No. 89930 & After		
Ford 4-Cyl. 134			Hose - Upper; (1 1/4" I.D.)		
1957-1954			Hose - Lower		
Belt - Fan & Gen.	EAF8577A	♣9415HD	Ford 4-Cyl. 172 LPG		
Belt - P.S.; Ser. No. 89929 & Before	310050	♣9470HD	1957-1954		
Belt - P.S.; Ser. No. 89930 & After	EAF8577A	♣9415HD	Belt - Fan & Gen.		
Hose - Upper; (1 1/4" I.D.)		24220	Belt - P.S.; Ser. No. 89929 & Before		
Hose - Lower		♣21660	Belt - P.S.; Ser. No. 89930 & After		
Ford 4-Cyl. 134 LPG			Hose - Upper; (1 1/4" I.D.)		
1957-1954			Hose - Lower		
Belt - Fan & Gen.	EAF8577A	♣9415HD	821		
Belt - P.S.; Ser. No. 89929 & Before	310050	♣9470HD	Ford 4-Cyl. 172		
Belt - P.S.; Ser. No. 89930 & After	EAF8577A	♣9415HD	1962-1957		
Hose - Upper; (1 1/4" I.D.)		24220	Belt - Fan & Gen.		
Hose - Lower		♣21660	Belt - P.S.; Ser. No. 89929 & Before		
741; 771			Belt - P.S.; Ser. No. 89930 & After		
Ford 4-Cyl. 134			Hose - Upper; (1 1/4" I.D.)		
1962-1957			Hose - Lower		
Belt - Fan & Gen.	EAF8577A	♣9415HD	Ford 4-Cyl. 172 Diesel		
Belt - P.S.; Ser. No. 89929 & Before	310050	♣9470HD	1962-1957		
Belt - P.S.; Ser. No. 89930 & After	EAF8577A	♣9415HD	Belt - Fan & Gen.		
Hose - Upper; (1 1/4" I.D.)		24220	Belt - P.S.; Ser. No. 89929 & Before		
Hose - Lower		♣21660	Belt - P.S.; Ser. No. 89930 & After		
Ford 4-Cyl. 134 LPG			Hose - Upper; (1 1/4" I.D.)		
1962-1957			Hose - Lower		
Belt - Fan & Gen.	EAF8577A	♣9415HD	Ford 4-Cyl. 172 LPG		
Belt - P.S.; Ser. No. 89929 & Before	310050	♣9470HD	1962-1957		
Belt - P.S.; Ser. No. 89930 & After	EAF8577A	♣9415HD	Belt - Fan & Gen.		
Hose - Upper; (1 1/4" I.D.)		24220	Belt - P.S.; Ser. No. 89929 & Before		
Hose - Lower		♣21660	Belt - P.S.; Ser. No. 89930 & After		

♣ Standard Belt May Also Be Available.

♣ Cut to Fit.

Belts and Coolant Hose for Tractors Alphabetical

Application	Mfr. No.	Part No.
FORD - Continued		
821 - Continued		
Ford 4-Cyl. 172 LPG - Continued		
1962-1957 - Continued		
Hose - Lower		<21660
840		
Ford 4-Cyl. 172		
1957-1954		
Belt - Fan & Gen.	EAF8577A	▲9415HD
Belt - P.S.; Ser. No. 89929 & Before	310050	▲9470HD
Belt - P.S.; Ser. No. 89930 & After	EAF8577A	▲9415HD
Hose - Upper; (1 1/4" I.D.)		24220
Hose - Lower		<21660
Ford 4-Cyl. 172 LPG		
1957-1954		
Belt - Fan & Gen.	EAF8577A	▲9415HD
Belt - P.S.; Ser. No. 89929 & Before	310050	▲9470HD
Belt - P.S.; Ser. No. 89930 & After	EAF8577A	▲9415HD
Hose - Upper; (1 1/4" I.D.)		24220
Hose - Lower		<21660
841		
Ford 4-Cyl. 172		
1962-1957		
Belt - Fan & Gen.	EAF8577A	▲9415HD
Belt - P.S.; Ser. No. 89929 & Before	310050	▲9470HD
Belt - P.S.; Ser. No. 89930 & After	EAF8577A	▲9415HD
Hose - Upper; (1 1/4" I.D.)		24220
Hose - Lower		<21660
Ford 4-Cyl. 172 Diesel		
1962-1957		
Belt - Fan & Gen.	EAF8577A	▲9415HD
Belt - P.S.; Ser. No. 89929 & Before	310050	▲9470HD
Belt - P.S.; Ser. No. 89930 & After	EAF8577A	▲9415HD
Hose - Upper; (1 1/4" I.D.)		24220
Hose - Lower		<21660
Ford 4-Cyl. 172 LPG		
1962-1957		
Belt - Fan & Gen.	EAF8577A	▲9415HD
Belt - P.S.; Ser. No. 89929 & Before	310050	▲9470HD
Belt - P.S.; Ser. No. 89930 & After	EAF8577A	▲9415HD
Hose - Upper; (1 1/4" I.D.)		24220
Hose - Lower		<21660
846		
Cummins 6-Cyl. 611 Diesel		
1993-1988		
Belt - Fan	3034944	▲K080545HD
Belt - Alt.	3037425	▲K050340HD
Belt - A.C.; W/38 7/8" Belt O.C.	00092756	②▲9385HD
Belt - A.C.; W/40" Belt O.C.	13C1025	②A38
850		
Ford 4-Cyl. 172		
1957-1954		
Belt - Fan & Gen.	EAF8577A	▲9415HD
Belt - P.S.; Ser. No. 89929 & Before	310050	▲9470HD
Belt - P.S.; Ser. No. 89930 & After	EAF8577A	▲9415HD
Hose - Upper; (1 1/4" I.D.)		24220
Hose - Lower		<21660
Ford 4-Cyl. 172 LPG		
1957-1954		
Belt - Fan & Gen.	EAF8577A	▲9415HD
Belt - P.S.; Ser. No. 89929 & Before	310050	▲9470HD
Belt - P.S.; Ser. No. 89930 & After	EAF8577A	▲9415HD
Hose - Upper; (1 1/4" I.D.)		24220
Hose - Lower		<21660

Application	Mfr. No.	Part No.
FORD - Continued		
851		
Ford 4-Cyl. 172		
1962-1957		
Belt - Fan & Gen.	EAF8577A	▲9415HD
Belt - P.S.; Ser. No. 89929 & Before	310050	▲9470HD
Belt - P.S.; Ser. No. 89930 & After	EAF8577A	▲9415HD
Hose - Upper; (1 1/4" I.D.)		24220
Hose - Lower		<21660
Ford 4-Cyl. 172 Diesel		
1962-1957		
Belt - Fan & Gen.	EAF8577A	▲9415HD
Belt - P.S.; Ser. No. 89929 & Before	310050	▲9470HD
Belt - P.S.; Ser. No. 89930 & After	EAF8577A	▲9415HD
Hose - Upper; (1 1/4" I.D.)		24220
Hose - Lower		<21660
Ford 4-Cyl. 172 LPG		
1962-1957		
Belt - Fan & Gen.	EAF8577A	▲9415HD
Belt - P.S.; Ser. No. 89929 & Before	310050	▲9470HD
Belt - P.S.; Ser. No. 89930 & After	EAF8577A	▲9415HD
Hose - Upper; (1 1/4" I.D.)		24220
Hose - Lower		<21660
856		
Cummins 6-Cyl. 611 Diesel		
1991-1988		
Belt - Fan		▲K080545HD
Belt - Alt.	3037425	▲K050340HD
Belt - A.C.; W/38 7/8" Belt O.C.	00092756	②▲9385HD
Belt - A.C.; W/40" Belt O.C.	13C1025	②A38
860		
Ford 4-Cyl. 172		
1957-1954		
Belt - Fan & Gen.	EAF8577A	▲9415HD
Belt - P.S.; Ser. No. 89929 & Before	310050	▲9470HD
Belt - P.S.; Ser. No. 89930 & After	EAF8577A	▲9415HD
Hose - Upper; (1 1/4" I.D.)		24220
Hose - Lower		<21660
Ford 4-Cyl. 172 LPG		
1957-1954		
Belt - Fan & Gen.	EAF8577A	▲9415HD
Belt - P.S.; Ser. No. 89929 & Before	310050	▲9470HD
Belt - P.S.; Ser. No. 89930 & After	EAF8577A	▲9415HD
Hose - Upper; (1 1/4" I.D.)		24220
Hose - Lower		<21660
861; 871		
Ford 4-Cyl. 172		
1962-1957		
Belt - Fan & Gen.	EAF8577A	▲9415HD
Belt - P.S.; Ser. No. 89929 & Before	310050	▲9470HD
Belt - P.S.; Ser. No. 89930 & After	EAF8577A	▲9415HD
Hose - Upper; (1 1/4" I.D.)		24220
Hose - Lower		<21660
Ford 4-Cyl. 172 Diesel		
1962-1957		
Belt - Fan & Gen.	EAF8577A	▲9415HD
Belt - P.S.; Ser. No. 89929 & Before	310050	▲9470HD
Belt - P.S.; Ser. No. 89930 & After	EAF8577A	▲9415HD
Hose - Upper; (1 1/4" I.D.)		24220
Hose - Lower		<21660
Ford 4-Cyl. 172 LPG		
1962-1957		
Belt - Fan & Gen.	EAF8577A	▲9415HD
Belt - P.S.; Ser. No. 89929 & Before	310050	▲9470HD
Belt - P.S.; Ser. No. 89930 & After	EAF8577A	▲9415HD
Hose - Upper; (1 1/4" I.D.)		24220
Hose - Lower		<21660

< Cut to Fit.
 ② Two Required.

▲ Standard Belt May Also Be Available.

Belts and Coolant Hose for Tractors Alphabetical

Application	Mfr. No.	Part No.	Application	Mfr. No.	Part No.
FORD - Continued			FORD - Continued		
876			951 - Continued		
Cummins 6-Cyl. 611 Diesel			Ford 4-Cyl. 172 - Continued		
1991-1988			1962-1957 - Continued		
Belt - Fan	3034944	▲K080545HD	Hose - Lower		∞<21660
Belt - Alt.	3037425	▲K050340HD	Ford 4-Cyl. 172 Diesel		
Belt - A.C.; W/38 7/8" Belt O.C.	00092756	②▲9385HD	1962-1957		
Belt - A.C.; W/40" Belt O.C.	13C1025	②A38	Belt - Fan & Gen.	EAF8577A	▲9415HD
Hose - Upper - Eng. To Pipe; (2 1/4" I.D.)	24436		Belt - P.S.; Ser. No. 89929 & Before	310050	▲9470HD
Hose - Upper - Pipe To Rad.; (2 1/4" I.D.)	24436		Belt - P.S.; Ser. No. 89930 & After	EAF8577A	▲9415HD
Hose - Lower - Eng. To Pipe; (2 1/2" I.D.)	24440		Hose - Upper; (1 1/4" I.D.)		24220
Hose - Lower - Pipe To Rad.; (2 1/2" I.D.)	24440		Hose - Lower		∞<21660
Hose - By Pass; (1 5/8" I.D.)	24226		Ford 4-Cyl. 172 LPG		
881; 941			1962-1957		
Ford 4-Cyl. 172			Belt - Fan & Gen.	EAF8577A	▲9415HD
1962-1957			Belt - P.S.; Ser. No. 89929 & Before	310050	▲9470HD
Belt - Fan & Gen.	EAF8577A	▲9415HD	Belt - P.S.; Ser. No. 89930 & After	EAF8577A	▲9415HD
Belt - P.S.; Ser. No. 89929 & Before	310050	▲9470HD	Hose - Upper; (1 1/4" I.D.)		24220
Belt - P.S.; Ser. No. 89930 & After	EAF8577A	▲9415HD	Hose - Lower		∞<21660
Hose - Upper; (1 1/4" I.D.)		24220	960		
Hose - Lower		∞<21660	Ford 4-Cyl. 172		
Ford 4-Cyl. 172 Diesel			1957-1954		
1962-1957			Belt - Fan & Gen.	EAF8577A	▲9415HD
Belt - Fan & Gen.	EAF8577A	▲9415HD	Belt - P.S.; Ser. No. 89929 & Before	310050	▲9470HD
Belt - P.S.; Ser. No. 89929 & Before	310050	▲9470HD	Belt - P.S.; Ser. No. 89930 & After	EAF8577A	▲9415HD
Belt - P.S.; Ser. No. 89930 & After	EAF8577A	▲9415HD	Hose - Upper; (1 1/4" I.D.)		24220
Hose - Upper; (1 1/4" I.D.)		24220	Hose - Lower		∞<21660
Hose - Lower		∞<21660	Ford 4-Cyl. 172 LPG		
Ford 4-Cyl. 172 LPG			1957-1954		
1962-1957			Belt - Fan & Gen.	EAF8577A	▲9415HD
Belt - Fan & Gen.	EAF8577A	▲9415HD	Belt - P.S.; Ser. No. 89929 & Before	310050	▲9470HD
Belt - P.S.; Ser. No. 89929 & Before	310050	▲9470HD	Belt - P.S.; Ser. No. 89930 & After	EAF8577A	▲9415HD
Belt - P.S.; Ser. No. 89930 & After	EAF8577A	▲9415HD	Hose - Upper; (1 1/4" I.D.)		24220
Hose - Upper; (1 1/4" I.D.)		24220	Hose - Lower		∞<21660
Hose - Lower		∞<21660	961; 971; 981		
946			Ford 4-Cyl. 172		
Cummins 6-Cyl. 855 Diesel			1962-1957		
1993-1987			Belt - Fan & Gen.	EAF8577A	▲9415HD
Belt - Fan	178707	②TR28437	Belt - P.S.; Ser. No. 89929 & Before	310050	▲9470HD
Belt - W.P.	217638	▲K060435HD	Belt - P.S.; Ser. No. 89930 & After	EAF8577A	▲9415HD
Belt - Alt.		▲9463HD	Hose - Upper; (1 1/4" I.D.)		24220
Belt - A.C.		②▲9430HD	Hose - Lower		∞<21660
Hose - Upper		●26524	Ford 4-Cyl. 172 Diesel		
Hose - Lower - Eng. To Pipe; (2 1/2" I.D.)		24440	1962-1957		
Hose - Lower - Pipe To Rad.; (2 1/2" I.D.)		24440	Belt - Fan & Gen.	EAF8577A	▲9415HD
950			Belt - P.S.; Ser. No. 89929 & Before	310050	▲9470HD
Ford 4-Cyl. 172			Belt - P.S.; Ser. No. 89930 & After	EAF8577A	▲9415HD
1957-1954			Hose - Upper; (1 1/4" I.D.)		24220
Belt - Fan & Gen.	EAF8577A	▲9415HD	Hose - Lower		∞<21660
Belt - P.S.; Ser. No. 89929 & Before	310050	▲9470HD	Ford 4-Cyl. 172 LPG		
Belt - P.S.; Ser. No. 89930 & After	EAF8577A	▲9415HD	1957-1954		
Hose - Upper; (1 1/4" I.D.)		24220	Belt - Fan & Gen.	EAF8577A	▲9415HD
Hose - Lower		∞<21660	Belt - P.S.; Ser. No. 89929 & Before	310050	▲9470HD
Ford 4-Cyl. 172 LPG			Belt - P.S.; Ser. No. 89930 & After	EAF8577A	▲9415HD
1957-1954			Hose - Upper; (1 1/4" I.D.)		24220
Belt - Fan & Gen.	EAF8577A	▲9415HD	Hose - Lower		∞<21660
Belt - P.S.; Ser. No. 89929 & Before	310050	▲9470HD	1000		
Belt - P.S.; Ser. No. 89930 & After	EAF8577A	▲9415HD	Shibaura 2-Cyl. 78 Diesel		
Hose - Upper; (1 1/4" I.D.)		24220	1978-1973		
Hose - Lower		∞<21660	Belt - Fan & Alt.		▲9440HD
951			Hose - Upper		●25252
Ford 4-Cyl. 172			1100		
1962-1957			Shibaura 2-Cyl. 43 Diesel		
Belt - Fan & Gen.	EAF8577A	▲9415HD	1983		
Belt - P.S.; Ser. No. 89929 & Before	310050	▲9470HD	Belt - Fan & Alt.	9845513	7320
Belt - P.S.; Ser. No. 89930 & After	EAF8577A	▲9415HD	Hose - Lower		∞<20065
Hose - Upper; (1 1/4" I.D.)		24220			

▲ Standard Belt May Also Be Available.
∞< Cut to Fit.

② Two Required.
● Vulco-Flex® Coolant Hose.

Belts and Coolant Hose for Tractors Alphabetical

Application	Mfr. No.	Part No.
FORD - Continued		
1100 - Continued		
Shibaura 2-Cyl. 43 Diesel - Continued		
1982-1979		
Belt - Fan & Alt.		7325
Hose - Lower		☞20065
1110		
Shibaura 2-Cyl. 43 Diesel		
1989-1984		
Belt - Fan & Alt.	9845513	7320
1200		
Shibaura 2-Cyl. 49 Diesel		
1983-1980		
Belt - Fan & Alt.		7325
1210		
Shibaura 3-Cyl. 54 Diesel		
1989-1983		
Belt - Fan & Alt.		7315
1300		
Shibaura 2-Cyl. 49 Diesel		
1982-1979		
Belt - Fan & Alt.		7325
Hose - Lower		☞20065
1500		
Shibaura 2-Cyl. 61 Diesel		
1983-1979		
Belt - Fan & Alt.; W/35 1/8" Belt O.C.		7350
Belt - Fan & Alt.; W/44 1/4" Belt O.C.		♣9440HD
Hose - Upper		☞21794
		or ●25474
Shibaura 2-Cyl. 69 Diesel		
1983-1979		
Belt - Fan & Alt.; W/35 1/8" Belt O.C.		7350
Belt - Fan & Alt.; W/44 1/4" Belt O.C.		♣9440HD
Hose - Upper		☞21794
		or ●25474
1600		
Shibaura 2-Cyl. 78 Diesel		
1979-1976		
Belt - Fan & Alt.; W/35 1/8" Belt O.C.		7350
Belt - Fan & Alt.; W/44 1/4" Belt O.C.		♣9440HD
1700		
Shibaura 2-Cyl. 78 Diesel		
1983-1979		
Belt - Fan & Alt.; W/35 1/8" Belt O.C.		7350
Belt - Fan & Alt.; W/44 1/4" Belt O.C.		♣9440HD
Hose - Upper		☞21794
		or ●25476
Hose - Lower		☞20168
		or ●25476
1710		
Shibaura 3-Cyl. 85 Diesel		
1986-1983		
Belt - Fan & Alt.		7350
Hose - Upper		20661
		or ●25251
Hose - Lower		●25252
1900		
Shibaura 3-Cyl. 87 Diesel		
1983-1979		
Belt - Fan & Alt.	SBA080220043	A43

Application	Mfr. No.	Part No.
FORD - Continued		
2000		
Ford 3-Cyl. 158		
1975-1962		
Belt - Fan & Alt./Gen.		♣9550HD
Belt - P.S.	EAF8577A	♣9415HD
Hose - Upper		●25480
Hose - Lower		●26502
Ford 3-Cyl. 158 Diesel		
1975-1962		
Belt - Fan & Alt./Gen.		♣9550HD
Belt - P.S.	EAF8577A	♣9415HD
Hose - Upper		☞21794
		or ●25480
Hose - Lower		●26502
2100		
Ford 3-Cyl. 158		
1975-1967		
Belt - Fan & Alt./Gen.		♣9550HD
Belt - P.S.	EAF8577A	♣9415HD
Hose - Upper		●25480
Hose - Lower		●26502
Ford 3-Cyl. 158 Diesel		
1975-1967		
Belt - Fan & Alt./Gen.		♣9550HD
Belt - P.S.	EAF8577A	♣9415HD
Hose - Upper		☞21794
		or ●25480
Hose - Lower		●26502
2310		
Ford 3-Cyl. 158 Diesel		
1985-1982		
Belt - Fan	D3NN10C318D	♣9550HD
2600		
Ford 3-Cyl. 158		
1981-1977		
Belt - Alt.	9604339	♣9550HD
Belt - A.C.	86514609	♣9350HD
Belt - Fan; W/A.C.	86518903	9270
Ford 3-Cyl. 158 Diesel		
1981-1977		
Belt - Alt.	9604339	♣9550HD
Belt - A.C.	86514609	♣9350HD
Belt - Fan; W/A.C.	86518903	9270
1976		
Belt - Alt.	9604339	♣9550HD
2610		
Ford 3-Cyl. 158		
1983-1982		
Belt - Fan	D3NN10C318D	♣9550HD
Ford 3-Cyl. 175 Diesel		
1983-1982		
Belt - Fan	D3NN10C318D	♣9550HD
3000		
Ford 3-Cyl. 158		
1976-1965		
Belt - Fan & Alt./Gen.		♣9550HD
Belt - P.S.	EAF8577A	♣9415HD
Hose - Upper		●25480
Hose - Lower		●26502
Ford 3-Cyl. 175 Diesel		
1976-1965		
Belt - Fan & Alt./Gen.		♣9550HD
Belt - P.S.	EAF8577A	♣9415HD

☞ Cut to Fit.
● Vulco-Flex® Coolant Hose.

♣ Standard Belt May Also Be Available.

Belts and Coolant Hose for Tractors Alphabetical

Application	Mfr. No.	Part No.	Application	Mfr. No.	Part No.
FORD - Continued			FORD - Continued		
3000 - Continued			3600 - Continued		
Ford 3-Cyl. 175 Diesel - Continued			Ford 3-Cyl. 175 Diesel - Continued		
1976-1965 - Continued			1981-1975 - Continued		
Hose - Upper		☞21794	Belt - W.P. & Alt.	D5NN10C318A	♣9325HD
		or			
Hose - Lower		●25480			
		●26502			
3100			3610		
Ford 3-Cyl. 158			Ford 3-Cyl. 175		
1975-1966			1983-1982		
Belt - Fan & Alt./Gen.		♣9550HD	Belt - Fan & Alt.; W/55 1/4" Belt O.C.		♣9550HD
Belt - P.S.	EAF8577A	♣9415HD	Belt - Fan & Alt.; W/56 1/4" Belt O.C.		♣9560HD
Hose - Upper		●25480	Belt - W.P. & Alt.	D5NN10C318A	♣9325HD
Hose - Lower		●26502			
Ford 3-Cyl. 175 Diesel			Ford 3-Cyl. 192 Diesel		
1975-1966			1983-1982		
Belt - Fan & Alt./Gen.		♣9550HD	Belt - Fan & Alt.; W/55 1/4" Belt O.C.		♣9550HD
Belt - P.S.	EAF8577A	♣9415HD	Belt - Fan & Alt.; W/56 1/4" Belt O.C.		♣9560HD
Hose - Upper		☞21794	Belt - W.P. & Alt.	D5NN10C318A	♣9325HD
		or	Hose - Upper		☞21794
Hose - Lower		●25480			●25476
		●26502			
3300; 3310			4000		
Ford 3-Cyl. 175 Diesel			Ford 3-Cyl. 201		
1975-1968			1975-1965		
Belt - Fan & Alt./Gen.		♣9550HD	Belt - Fan & Alt./Gen.		♣9550HD
Belt - P.S.	EAF8577A	♣9415HD	Belt - P.S.	EAF8577A	♣9415HD
			Hose - Upper		●25478
			Hose - Lower		20229
					or
					●26502
3330			Ford 3-Cyl. 201 Diesel		
Ford 3-Cyl. 158			1975-1965		
1975-1968			1975-1965		
Belt - Fan & Alt./Gen.		♣9550HD	Belt - Fan & Alt./Gen.		♣9550HD
Belt - P.S.	EAF8577A	♣9415HD	Belt - P.S.	EAF8577A	♣9415HD
Hose - Upper		●25480	Hose - Upper		☞20065
Hose - Lower		●26502			or
					●25473
Ford 3-Cyl. 175 Diesel			4100		
1975-1968			Ford 3-Cyl. 183		
Belt - Fan & Alt./Gen.		♣9550HD	1981-1976		
Belt - P.S.	EAF8577A	♣9415HD	1981-1976		
Hose - Upper		☞21794	Belt - Fan & Alt.; W/55 1/4" Belt O.C.		♣9550HD
		or	Belt - Fan & Alt.; W/56 1/4" Belt O.C.		♣9560HD
Hose - Lower		●25480	Belt - W.P. & Alt.	D5NN10C318A	♣9325HD
		●26502	Hose - Upper		☞21794
					or
					●25474
3400			Ford 3-Cyl. 183 Diesel		
Ford 3-Cyl. 175			1981-1976		
1975-1965			1981-1976		
Belt - Fan & Alt.; W/55 1/4" Belt O.C.		♣9550HD	Belt - Fan & Alt.; W/55 1/4" Belt O.C.		♣9550HD
Belt - Fan & Alt.; W/56 1/4" Belt O.C.		♣9560HD	Belt - Fan & Alt.; W/56 1/4" Belt O.C.		♣9560HD
Belt - W.P. & Alt.	D5NN10C318A	♣9325HD	Belt - W.P. & Alt.	D5NN10C318A	♣9325HD
Hose - Upper		☞21794	Hose - Upper		☞21794
		or			or
Hose - Lower		●25480			●25474
		●26502			
3550 Industrial			4330; 4340		
Ford 3-Cyl. 183 Diesel			Ford 3-Cyl. 201 Diesel		
1978-1973			1975-1968		
Hose - Upper		☞20065	Belt - Fan & Alt./Gen.		♣9550HD
		or	Belt - P.S.	EAF8577A	♣9415HD
		●25526	Hose - Upper		☞20065
					or
					●25473
3600			4400		
Ford 3-Cyl. 175			Ford 3-Cyl. 192		
1981-1975			1974-1968		
Belt - Fan & Alt.; W/55 1/4" Belt O.C.		♣9550HD	Belt - Fan & Alt.; W/55 1/4" Belt O.C.		♣9550HD
Belt - Fan & Alt.; W/56 1/4" Belt O.C.		♣9560HD	Belt - Fan & Alt.; W/56 1/4" Belt O.C.		♣9560HD
Belt - W.P. & Alt.	D5NN10C318A	♣9325HD	Belt - W.P. & Alt.	D5NN10C318A	♣9325HD
Hose - Upper		☞21794			
		or			
Hose - Lower		●25480			
		●26502			
Ford 3-Cyl. 175 Diesel			4400 Industrial		
1981-1975			Ford 3-Cyl. 192		
1981-1975			1974-1968		
Belt - Fan & Alt.; W/55 1/4" Belt O.C.		♣9550HD	Hose - Upper		●25804
Belt - Fan & Alt.; W/56 1/4" Belt O.C.		♣9560HD			
Belt - W.P. & Alt.	D5NN10C318A	♣9325HD			

☞ Cut to Fit.
♣ Standard Belt May Also Be Available.

● Vulco-Flex® Coolant Hose.

Belts and Coolant Hose for Tractors Alphabetical

Application	Mfr. No.	Part No.
FORD - Continued		
4400 Industrial - Continued		
Ford 3-Cyl. 201 Diesel		
1974-1968		
Hose - Upper	⊗	20065
	or	● 25526
4500 Industrial		
Ford 3-Cyl. 201 Diesel		
1973-1967		
Belt - Fan & Alt.; W/55 1/4" Belt O.C.	♣	9550HD
Belt - Fan & Alt.; W/56 1/4" Belt O.C.	♣	9560HD
Belt - W.P. & Alt. D5NN10C318A	♣	9325HD
Hose - Upper	⊗	20065
	or	● 25473
Hose - Lower		● 26502
4600		
Ford 3-Cyl. 192		
1981-1975		
Belt - Fan & Alt.; W/55 1/4" Belt O.C.	♣	9550HD
Belt - Fan & Alt.; W/56 1/4" Belt O.C.	♣	9560HD
Belt - W.P. & Alt. D5NN10C318A	♣	9325HD
Ford 3-Cyl. 201 Diesel		
1981-1975		
Belt - Fan & Alt.; W/55 1/4" Belt O.C.	♣	9550HD
Belt - Fan & Alt.; W/56 1/4" Belt O.C.	♣	9560HD
Belt - W.P. & Alt. D5NN10C318A	♣	9325HD
4600SU		
Ford 3-Cyl. 201		
1981-1976		
Belt - Fan & Alt.; W/55 1/4" Belt O.C.	♣	9550HD
Belt - Fan & Alt.; W/56 1/4" Belt O.C.	♣	9560HD
Belt - W.P. & Alt. D5NN10C318A	♣	9325HD
Ford 3-Cyl. 201 Diesel		
1981-1976		
Belt - Fan & Alt.; W/55 1/4" Belt O.C.	♣	9550HD
Belt - Fan & Alt.; W/56 1/4" Belt O.C.	♣	9560HD
Belt - W.P. & Alt. D5NN10C318A	♣	9325HD
4830		
Ford 3-Cyl. 256 Diesel		
1993-1989		
Belt - Fan & Alt. F7NN20C318BA	♣	9560HD
Hose - Upper	⊗	21794
5000		
Ford 4-Cyl. 233		
1967-1962		
Belt - Fan & Alt./Gen.	♣	9550HD
Belt - P.S. EAF8577A	♣	9415HD
Hose - Upper	●	25480
Ford 4-Cyl. 233 Diesel		
1967-1962		
Belt - Fan & Alt./Gen.	♣	9550HD
Belt - P.S. EAF8577A	♣	9415HD
Hose - Upper	⊗	21794
	or	● 25480
Ford 4-Cyl. 256		
1975-1968		
Belt - Fan & Alt./Gen.	♣	9550HD
Belt - P.S. EAF8577A	♣	9415HD
Hose - Upper	●	25480
Ford 4-Cyl. 256 Diesel		
1975-1968		
Belt - Fan & Alt./Gen.	♣	9550HD
Belt - P.S. EAF8577A	♣	9415HD
Hose - Upper	⊗	21794
	or	● 25480

Application	Mfr. No.	Part No.
FORD - Continued		
5100		
Ford 4-Cyl. 256		
1976-1965		
Belt - Fan & Alt./Gen.		♣ 9550HD
Belt - P.S. EAF8577A		♣ 9415HD
Hose - Upper		⊗ 20065
	or	● 25526
Hose - Lower		● 26502
5600		
Ford 4-Cyl. 233 Diesel		
1981-1975		
Belt - Fan & Alt.; W/55 1/4" Belt O.C.		♣ 9550HD
Belt - Fan & Alt.; W/56 1/4" Belt O.C.		♣ 9560HD
Belt - W.P. & Alt. D5NN10C318A		♣ 9325HD
Hose - Upper		⊗ 21794
	or	● 25474
6000		
Ford 6-Cyl. 223		
1967-1961		
Belt - Fan	C0NN8A602B	7340
Belt - W.P. & Gen.	CONN8620B	② 7380
Hose - Upper		● 25480
Hose - Lower; (1 3/4" I.D.)		24228
Ford 6-Cyl. 242 Diesel		
1967-1961		
Belt - Fan	C0NN8A602B	7340
Belt - W.P. & Gen.	CONN8620B	② 7380
Hose - Upper		● 25480
Hose - Lower; (1 3/4" I.D.)		24228
6100		
Ford 6-Cyl. 223		
1967-1963		
Belt - Fan	C0NN8A602B	7340
Belt - W.P. & Gen.	CONN8620B	② 7380
Hose - Upper		● 25480
Hose - Lower; (1 3/4" I.D.)		24228
Ford 6-Cyl. 242 Diesel		
1967-1963		
Belt - Fan	C0NN8A602B	7340
Belt - W.P. & Gen.	CONN8620B	② 7380
Hose - Upper		● 25480
Hose - Lower; (1 3/4" I.D.)		24228
6600		
Ford 4-Cyl. 256		
1981-1975		
Belt - Fan & Alt.; W/55 1/4" Belt O.C.		♣ 9550HD
Belt - Fan & Alt.; W/56 1/4" Belt O.C.		♣ 9560HD
Belt - W.P. & Alt. D5NN10C318A		♣ 9325HD
Hose - Upper		⊗ 21794
	or	● 25474
Ford 4-Cyl. 256 Diesel		
1981-1975		
Belt - Fan & Alt.		♣ 9550HD
Hose - Upper		● 25480
6700		
Ford 4-Cyl. 255 Diesel		
1981-1977		
Belt - A.C.	C9NN10C318B	♣ 9545HD
Belt - Alt.	9604339	♣ 9550HD
Belt - Fan; W/A.C.	86518903	9270

⊗ Cut to Fit.
♣ Standard Belt May Also Be Available.

● Vulco-Flex® Coolant Hose.
② Two Required.

Belts and Coolant Hose for Tractors Alphabetical

Application	Mfr. No.	Part No.
FORD - Continued		
6700 EC2		
Ford 4-Cyl. 255 Diesel		
1982-1977		
Belt - Fan & Alt.	C9NN8620A	▲9555HD
Belt - Fan	D5NN8620A	▲9463HD
6710 EC3		
Ford 4-Cyl. 268 Diesel		
1981-1977		
Belt - Fan	D6NN8620A	▲9463HD
Belt - Fan To Alt.	D5NN10C318C	▲9305HD
Belt - Alt.	D5NN10C318A	▲9325HD
Belt - A.C.	C9NN10C318B	▲9555HD
Hose - Upper		☞<21794
	or	●25480
7000		
Ford 4-Cyl. 256 Diesel		
1975-1971		
Belt - Fan & Alt./Gen.	C9NN10C318A	▲9555HD
Hose - Upper		☞<21794
	or	●25480
7100		
Ford 4-Cyl. 256 Diesel		
1975-1973		
Belt - Fan & Alt./Gen.	C9NN10C318A	▲9555HD
Hose - Upper		☞<20065
	or	●25526
7200		
Ford 4-Cyl. 256 Diesel		
1975-1973		
Belt - Fan & Alt./Gen.	C9NN10C318A	▲9555HD
Hose - Upper		☞<21794
	or	●25480
7400 FC1		
Ford 4-Cyl. 256 Diesel		
1976-1975		
Belt - Fan & Alt./Gen.	C9NN10C318A	▲9555HD
Hose - Upper		☞<21794
	or	●25480
7600		
Ford 4-Cyl. 255 Diesel		
1981-1975		
Belt - Fan & Alt.; W/55 1/4" Belt O.C.		▲9550HD
Belt - Fan & Alt.; W/56 1/4" Belt O.C.		▲9560HD
Belt - W.P. & Alt.	D5NN10C318A	▲9325HD
Hose - Upper		●25480
Ford 4-Cyl. 268 Diesel		
1981-1975		
Belt - Fan & Alt.; W/55 1/4" Belt O.C.		▲9550HD
Belt - Fan & Alt.; W/56 1/4" Belt O.C.		▲9560HD
Belt - W.P. & Alt.	D5NN10C318A	▲9325HD
Hose - Upper		●25480
7700		
Ford 4-Cyl. 255 Diesel		
1983-1976		
Belt - Fan & P.S.	D6NN8620A	▲9463HD
Belt - Fan	D6NN8620A	▲9463HD
Belt - Alt.	D5NN10C318A	▲9325HD
Belt - A.C.; W/46 3/4" Belt O.C.	C9NN10C318B	▲9465HD
Belt - A.C.; W/55 3/4" Belt O.C.	C9NN8620A	▲9555HD
Ford 4-Cyl. 268 Diesel		
1983-1976		
Belt - Fan & P.S.	D6NN8620A	▲9463HD

Application	Mfr. No.	Part No.
FORD - Continued		
7700 - Continued		
Ford 4-Cyl. 268 Diesel - Continued		
1983-1976 - Continued		
Belt - Fan	D6NN8620A	▲9463HD
Belt - Alt.	D5NN10C318A	▲9325HD
Belt - A.C.; W/46 3/4" Belt O.C.	C9NN10C318B	▲9465HD
Belt - A.C.; W/55 3/4" Belt O.C.	C9NN8620A	▲9555HD
8000		
Ford 6-Cyl. 401 Diesel		
1973		
Belt - Fan; Jan. 31, 1973 & Older	C7NN8620A	7570
Belt - Fan; Feb. 1, 1973 & Newer	D2NN8620A	▲9570HD
Belt - W.P. & Alt.; W/46 3/4" Belt O.C.	C9NN10C318B	▲9463HD
Belt - W.P. & Alt.; W/56 1/4" Belt O.C.	C9NN10C318C	▲9560HD
Belt - W.P. & Alt.; W/57 5/8" Belt O.C.	C7NN8620B	7570
Belt - W.P. & Gen.		▲9550HD
Hose - Upper; Feb. 28, 1973 & Older		●26612
Hose - Upper; Mar. 1, 1973 & Newer		●25482
Hose - Lower - Eng. To Cooler		20206
	or	●26501
Hose - Lower - Cooler To Rad.		●26514
1972-1968		
Belt - Fan	C7NN8620A	7570
Belt - W.P. & Alt.; W/46 3/4" Belt O.C.	C9NN10C318B	▲9463HD
Belt - W.P. & Alt.; W/56 1/4" Belt O.C.	C9NN10C318C	▲9560HD
Belt - W.P. & Alt.; W/57 5/8" Belt O.C.	C7NN8620B	7570
Belt - W.P. & Gen.		▲9550HD
Hose - Upper		●26612
Hose - Lower - Eng. To Cooler		20206
	or	●26501
Hose - Lower - Cooler To Rad.		●26514
8600		
Ford 6-Cyl. 401 Diesel		
1977-1973		
Belt - Fan	D2NN8620A	▲9570HD
Belt - W.P. & Alt.		▲9560HD
Belt - A.C.	D3NN19D621B	▲9370HD
Hose - Upper - Eng. To Pipe		☞<20957
Hose - Upper - Pipe To Pipe		☞<20957
Hose - Upper - Pipe To Rad.		20431
Hose - Upper; W/O Pipe		●25484
8700		
Ford 6-Cyl. 401 Diesel		
1979-1976		
Belt - W.P. & Alt.	D6NN8620B	▲9585HD
9000		
Ford 6-Cyl. 401 Diesel		
1973		
Belt - Fan; Feb. 1973 & Newer	D2NN8620A	▲9570HD
Belt - W.P. & Alt.; W/46 3/4" Belt O.C.	C9NN10C318B	▲9463HD
Belt - W.P. & Alt.; W/56 1/4" Belt O.C.	C9NN10C318C	▲9560HD
Belt - W.P. & Alt.; W/57 5/8" Belt O.C.	C7NN8620B	7570
Belt - W.P. & Gen.		▲9550HD
Hose - Upper		●25482
Hose - Lower - Eng. To Pipe		☞<20046
	or	●26602
Hose - Lower - Pipe To Cooler		☞<20357
	or	●26601
Hose - Lower - Cooler To Rad.		☞<20206
	or	●26507
1972		
Belt - W.P. & Alt.; W/46 3/4" Belt O.C.	C9NN10C318B	▲9463HD
Belt - W.P. & Alt.; W/56 1/4" Belt O.C.	C9NN10C318C	▲9560HD
Belt - W.P. & Alt.; W/57 5/8" Belt O.C.	C7NN8620B	7570
Belt - W.P. & Gen.		▲9550HD
Hose - Upper; Sept. 1972 & Older		●26612
Hose - Upper; Oct. 1972 & Newer		●25482

▲ Standard Belt May Also Be Available.
● Vulco-Flex® Coolant Hose.

☞< Cut to Fit.

Belts and Coolant Hose for Tractors Alphabetical

Application	Mfr. No.	Part No.
FORD - Continued		
9000 - Continued		
Ford 6-Cyl. 401 Diesel - Continued		
1972 - Continued		
Hose - Lower - Eng. To Pipe		✂20046 ●26602 or
Hose - Lower - Pipe To Cooler		✂20357 ●26601 or
Hose - Lower - Cooler To Rad.		✂20206 ●26507
1971-1969		
Belt - W.P. & Alt.; W/46 3/4" Belt O.C.	C9NN10C318B	▲9463HD
Belt - W.P. & Alt.; W/56 1/4" Belt O.C.	C9NN10C318C	▲9560HD
Belt - W.P. & Alt.; W/57 5/8" Belt O.C.	C7NN8620B	7570
Belt - W.P. & Gen.		▲9550HD
Hose - Upper		●26612
Hose - Lower - Eng. To Pipe		✂20046 or ●26602
Hose - Lower - Pipe To Cooler		✂20357 or ●26601
Hose - Lower - Cooler To Rad.		✂20206 or ●26507
9600		
Ford 6-Cyl. 401 Diesel		
1976-1972		
Belt - Fan; W/57" Belt O.C.; W/25/64" Belt T.W.	C7NN8620B	7570
Belt - Fan; W/57" Belt O.C.; W/31/64" Belt T.W.	D2NN8620A	▲9570HD
Belt - W.P. & Alt.		▲9560HD
Belt - A.C.	D3NN19D621B	▲9370HD
Hose - Upper - Eng. To Pipe		✂20957
Hose - Upper - Pipe To Pipe		✂20957
Hose - Upper - Pipe To Rad.		✂20611
Hose - Upper; W/O Pipe		●25484
9700		
Ford 6-Cyl. 401 Diesel		
1979-1976		
Belt - W.P. & Alt.	D6NN8620B	▲9585HD
Golden Jubilee NAA		
Ford 4-Cyl. 134		
1954-1953		
Belt - Fan & Gen.	8N8620	TR20412
Hose - Upper; (1 1/4" I.D.)		24220
Hose - Lower		✂21660
TW5		
Ford 6-Cyl. 401 Diesel		
1986-1983		
Belt - Fan	D6NN8620B	▲9585HD
Belt - W.P. & Alt.	D8NN10C318AA	▲9580HD
Belt - A.C.	E3NN19D621AA	▲9560HD
Hose - Upper		●25480
Hose - Lower - Eng. To Pipe; (1 3/4" I.D.)		24428
Hose - Lower - Pipe To Rad.; (1 3/4" I.D.)		24428
TW10		
Ford 6-Cyl. 401 Diesel		
1983-1979		
Belt - Fan	D6NN8620B	▲9585HD
Belt - W.P. & Alt.	D8NN10C318AA	▲9580HD
Belt - A.C.	C9NN10C318A	▲9555HD
TW15		
Ford 6-Cyl. 401 Diesel		
1986-1983		
Belt - Fan	D6NN8620B	▲9585HD
Belt - W.P. & Alt.	D8NN10C318AA	▲9580HD
Belt - A.C.; W/31 1/4" Belt O.C.	D8NN10C318BA	▲9309HD

Application	Mfr. No.	Part No.
FORD - Continued		
TW15 - Continued		
Ford 6-Cyl. 401 Diesel - Continued		
1986-1983 - Continued		
Belt - A.C.; W/46 3/4" Belt O.C.	C9NN10C318B	▲9465HD
Belt - A.C.; W/56 1/4" Belt O.C.		▲9560HD
Hose - Upper		●26611
Hose - Lower - Eng. To Pipe; (2" I.D.)		24432
Hose - Lower - Pipe To Rad.; (2" I.D.)		24432
TW20		
Ford 6-Cyl. 401 Diesel		
1983-1979		
Belt - Fan	D6NN8620B	▲9585HD
Belt - W.P. & Alt.	D8NN10C318AA	▲9580HD
Belt - A.C.	C9NN10C318A	▲9555HD
Hose - Upper		✂21379 or ●26510
Hose - Lower - Eng. To Pipe; (2" I.D.)		24432
Hose - Lower - Pipe To Rad.; (2" I.D.)		24432
TW25		
Ford 6-Cyl. 401 Diesel		
1986-1983		
Belt - Fan	D6NN8620B	▲9585HD
Belt - W.P. & Alt.	D8NN10C318AA	▲9580HD
Belt - A.C.; W/31 1/4" Belt O.C.	D8NN10C318BA	▲9309HD
Belt - A.C.; W/46 3/4" Belt O.C.	C9NN10C318B	▲9465HD
Belt - A.C.; W/56 1/4" Belt O.C.		▲9560HD
Hose - Upper		●26611
Hose - Lower - Eng. To Pipe; (2" I.D.)		24432
Hose - Lower - Pipe To Rad.; (2" I.D.)		24432
TW30		
Ford 6-Cyl. 401 Diesel		
1983-1979		
Belt - Fan	D6NN8620B	▲9585HD
Belt - W.P. & Alt.	D8NN10C318AA	▲9580HD
Belt - A.C.	C9NN10C318A	▲9555HD
TW35		
Ford 6-Cyl. 401 Diesel		
1986-1983		
Belt - Fan	D6NN8620B	▲9585HD
Belt - W.P. & Alt.	D8NN10C318AA	▲9580HD
Belt - A.C.; W/31 1/4" Belt O.C.	D8NN10C318BA	▲9309HD
Belt - A.C.; W/46 3/4" Belt O.C.	C9NN10C318B	▲9465HD
Belt - A.C.; W/56 1/4" Belt O.C.		▲9560HD
Hose - Upper		●26611
Hose - Lower - Eng. To Pipe; (2" I.D.)		24432
Hose - Lower - Pipe To Rad.; (2" I.D.)		24432
FORD-NEW HOLLAND		
1120		
Shibaura 3-Cyl. 54 Diesel		
1993-1987		
Belt - Fan & Alt.		▲9370HD
Hose - Upper		●25476
Hose - Lower		●25474
1215		
Shibaura 3-Cyl. 54 Diesel		
1998-1993		
Belt - Fan & Alt.		6730
Hose - Upper		●25152
1220		
Shibaura 3-Cyl. 58 Diesel		
1999-1987		
Belt - Fan & Alt.		▲9370HD
Hose - Upper		●25476

✂ Cut to Fit.

▲ Standard Belt May Also Be Available.

● Vulco-Flex® Coolant Hose.

Belts and Coolant Hose for Tractors Alphabetical

Application	Mfr. No.	Part No.	Application	Mfr. No.	Part No.
FORD-NEW HOLLAND - Continued			FORD-NEW HOLLAND - Continued		
1220 - Continued			1920		
Shibaura 3-Cyl. 58 Diesel - Continued			Shibaura 4-Cyl. 122 Diesel		
1999-1987 - Continued			2000-1987		
Hose - Lower		●25474	Belt - Fan & Alt.		▲9380HD
1310			Hose - Upper		●25252
Shibaura 3-Cyl. 58 Diesel			Hose - Lower		⊘<21752
1986-1983			Hose - By Pass		⊘<28460
Belt - Fan & Alt.		7315	1925		
Hose - Upper		⊘<20780	Iveco 3-Cyl. 91 Diesel		
		or	1998-1996		
		●25252	Belt - Fan	86517954	AX36
Hose - Lower		●25252	2110		
1320			Shibaura 4-Cyl. 139 Diesel		
Shibaura 3-Cyl. 77 Diesel			1987-1983		
1998-1987			Belt - Fan & Alt.	REMF6430	▲9440HD
Belt - Fan & Alt.		▲9370HD	Hose - Upper		●25478
Hose - Upper		●25476	2120		
Hose - Lower		●25474	Shibaura 4-Cyl. 139 Diesel		
1510			2002-1987		
Shibaura 3-Cyl. 68 Diesel			Belt - Fan & Alt.		▲9430HD
1987-1983			2810		
Belt - Fan & Alt.		7350	Ford 3-Cyl. 158 Diesel		
Hose - Upper		20661	1990-1983		
		or	Belt - Fan & Alt.		▲9550HD
		●25251	Hose - Upper		⊘<20065
Hose - Lower		●25252			or
1520					●25473
Shibaura 3-Cyl. 81 Diesel			2910		
1998-1987			Ford 3-Cyl. 175 Diesel		
Belt - Fan & Alt.		▲9370HD	1990-1983		
Hose - Upper		●25476	Belt - Fan & Alt.	D3NN10C318C	▲9555HD
Hose - Lower		●25474	Hose - Upper		⊘<20065
1620			3010S		
Shibaura 3-Cyl. 81 Diesel			Iveco 3-Cyl. 165 Diesel		
1997-1992			2003-1996		
Belt - Fan & Alt.		▲9375HD	Belt - Fan	4796327	7450
1630			3230		
Shibaura 3-Cyl. 81 Diesel			Ford 3-Cyl. 192 Diesel		
1999-1997			1994-1990		
Belt - Fan	86517954	AX36	Belt - Fan & Alt.	D3NN10C318C	▲9555HD
1715			Hose - Upper		⊘<20065
Shibaura 3-Cyl. 81 Diesel					or
1997-1992			3415		
Belt - Fan & Alt.		▲9375HD	Ford 4-Cyl. 135 Diesel		
Hose - Upper		●25477	2002-1993		
Hose - By Pass		⊘<28460	Belt - Fan & Alt.		▲9370HD
1720			Hose - By Pass		⊘<28460
Shibaura 3-Cyl. 91 Diesel			3430		
2000-1987			Ford 3-Cyl. 192 Diesel		
Belt - Fan & Alt.		▲9375HD	1998-1990		
Hose - Upper		●25252	Belt - Fan & Alt.	D3NN10C318C	▲9555HD
Hose - Lower		●25474	Hose - Upper		⊘<20065
1725					or
Shibaura 3-Cyl. 81 Diesel					●25251
1999-1997			3830		
Belt - Fan	86517954	AX36	Ford 3-Cyl. 165 Diesel		
1910			1999-1992		
Shibaura 3-Cyl. 104 Diesel			Belt - Fan & Alt.		7450
1986-1983			Hose - Lower - Eng. To Pipe; (1 1/2" I.D.)		24224
Belt - Fan & Alt.		▲9435HD			
Hose - Upper		●25252			

● Vulco-Flex® Coolant Hose.
 ▲ Standard Belt May Also Be Available.

⊘< Cut to Fit.

Agricultural Equipment

Belts and Coolant Hose for Tractors Alphabetical

Application	Mfr. No.	Part No.
FORD-NEW HOLLAND - Continued		
3910		
Ford 3-Cyl. 192 Diesel		
1989-1983		
Belt - Fan & Alt.		▲9550HD
Hose - Upper		✂20065
	or	●25473
3930		
Ford 3-Cyl. 192 Diesel		
2001-1996		
Belt - Fan & Alt.	D3NN10C318C	▲9555HD
Hose - Upper		✂20065
	or	●25251
Ford 3-Cyl. 201 Diesel		
1995-1990		
Belt - Fan & Alt.	D3NN10C318C	▲9555HD
Hose - Upper		✂20065
	or	●25251
4030N		
Ford 3-Cyl. 179 Diesel		
1997-1992		
Belt - A.C.	9966451	▲9600HD
Belt - Fan	4809680	7445
Hose - Upper; (1 1/4" I.D.)		24220
Hose - Lower		✂21660
4230N		
Ford 4-Cyl. 220 Diesel		
1997-1992		
Belt - A.C.	9966451	▲9600HD
Belt - Fan	4796327	7450
Hose - Lower - Eng. To Pipe; (1 1/2" I.D.)		24224
Hose - Lower - Pipe To Rad.; (1 1/2" I.D.)		24224
4430N		
Ford 4-Cyl. 238 Diesel		
1998-1992		
Belt - A.C.	9966451	▲9600HD
Belt - Fan	4796327	7450
4430V		
Ford 4-Cyl. 220 Diesel		
1998-1997		
Belt - A.C.	9966451	▲9600HD
Belt - Fan	4796327	7450
4610		
Ford 3-Cyl. 201 Diesel		
1990-1982		
Belt - Fan & Alt.		▲9555HD
Hose - Upper		✂20065
4630		
Ford 3-Cyl. 192 Diesel		
2002-1996		
Belt - Fan & Alt.	D3NN10C318C	▲9555HD
Hose - Upper		✂20065
	or	●25251
Ford 3-Cyl. 201 Diesel		
1995-1989		
Belt - Fan & Alt.	D3NN10C318C	▲9555HD
Hose - Upper		✂20065
	or	●25251
4835		
Fiat 4-Cyl. 220 Diesel		
1999-1996		
Belt - A.C.	5140009	7405

Application	Mfr. No.	Part No.
FORD-NEW HOLLAND - Continued		
4835 - Continued		
Fiat 4-Cyl. 220 Diesel - Continued		
1999-1996 - Continued		
Belt - Alt.	4796327	7450
Belt - Fan	5140010	7425
5030		
Ford 4-Cyl. 256 Diesel		
1999-1992		
Belt - Fan & Alt.		▲9560HD
Hose - Upper		21660
	or	●25473
Hose - Lower		✂20145
	or	●26502
5530		
Ford 4-Cyl. 220 Diesel		
1996-1992		
Belt - Fan & Alt.		▲9463HD
Hose - Lower - Eng. To Pipe; (1 1/2" I.D.)		24224
Hose - Lower - Pipe To Rad.; (1 1/2" I.D.)		24224
5610		
Ford 4-Cyl. 256 Diesel		
1993-1982		
Belt - Fan	D6NN8620A	▲9463HD
Belt - Fan & Alt.		▲9550HD
Belt - Fan To Alt.		▲9313HD
Belt - Alt.	D5NN10C318A	▲9325HD
Belt - A.C.; W/46 3/4" Belt O.C.	C9NN10C318B	▲9465HD
Belt - A.C.; W/56 1/4" Belt O.C.		▲9560HD
Hose - Upper		20065
	or	●25473
5610S		
Genesis 4-Cyl. 268 Diesel		
1996-1993		
Belt - Fan	87800129	▲9560HD
Genesis 4-Cyl. 304 Diesel		
2003-1996		
Belt - Fan	87800129	▲9560HD
5635		
Fiat 4-Cyl. 238 Diesel		
1999-1996		
Belt - A.C.	5140009	7405
Belt - Alt.	4796327	7450
Belt - Fan	5140010	7425
5640		
Ford 4-Cyl. 268 Diesel		
1997-1991		
Belt - Fan & Alt.	F0NN8620FA	▲K060875HD
Tensioner Assy.	87801689	38672
Hose - Upper		20137
5900		
Ford 4-Cyl. 256 Diesel		
1991-1985		
Belt - Fan & Alt.		▲9550HD
Hose - Upper		✂21794
	or	●25473
6530		
Fiat 4-Cyl. 238 Diesel		
1997-1992		
Belt - Fan & Alt.; W/45 5/8" Belt O.C.		7450
Hose - Lower - Eng. To Pipe; (1 3/8" I.D.)		24222
Hose - Lower - Pipe To Rad.; (1 3/8" I.D.)		24222

▲ Standard Belt May Also Be Available.
● Vulco-Flex® Coolant Hose.

✂ Cut to Fit.

Belts and Coolant Hose for Tractors Alphabetical

Application	Mfr. No.	Part No.
FORD-NEW HOLLAND - Continued		
6610		
Ford 4-Cyl. 268 Diesel		
1993-1981		
Belt - Fan		▲9451HD
Belt - Fan & Alt.		▲9540HD
Belt - Fan To Alt.	D5NN10C318C	▲9305HD
Belt - A.C.	E3NN19D621AA	▲9560HD
Hose - Upper		②<20065
	or	●25473
6610S		
Genesis 4-Cyl. 304 Diesel		
2003-1994		
Belt - Fan	87800129	▲9560HD
6635		
Fiat 4-Cyl. 238 Diesel		
1999-1996		
Belt - A.C.	5140009	7405
Belt - Alt.	4796327	7450
Belt - Fan	5140010	7425
6640		
Ford 4-Cyl. 304 Diesel		
1997-1991		
Serpentine Belt; W/A.C.	F3NN8620AA	▲K061005HD
Serpentine Belt; W/O A.C.		▲K060875HD
Tensioner Assy.	87801689	38672
Hose - Upper		②<20137
7010		
Genesis 4-Cyl. 304 Diesel		
2003-1995		
Belt - Fan & Alt.	A53	A53
7530		
Fiat 6-Cyl. 331 Diesel		
1996-1991		
Belt - Fan & Alt.		③7435
Hose - Lower - Eng. To Pipe; (1 3/8" I.D.)		24222
Hose - Lower - Pipe To Rad.; (1 3/8" I.D.)		24222
7610		
Ford 4-Cyl. 268 Diesel		
1991-1981		
Belt - Fan		▲9463HD
Belt - Fan To Alt.; W/30 7/8" Belt O.C.	D5NN10C318C	▲9305HD
Belt - Fan To Alt.; W/31 3/4" Belt O.C.		▲9313HD
Belt - Fan To Alt.; W/32 3/4" Belt O.C.		▲9325HD
Belt - Fan To Alt.; W/46 1/4" Belt O.C.	D5NN10C318C	▲9463HD
Belt - A.C.		▲9560HD
Hose - Upper		②<20065
	or	●25473
7610S		
Genesis 4-Cyl. 304 Diesel		
2003-1994		
Belt - Fan	87800129	▲9560HD
7635		
Fiat 4-Cyl. 238 Diesel		
1999-1996		
Belt - A.C.	5140009	7405
Belt - Alt.	4796327	7450
Belt - Fan	5140010	7425

Application	Mfr. No.	Part No.
FORD-NEW HOLLAND - Continued		
7710		
Ford 4-Cyl. 268 Diesel		
1991-1981		
Belt - Fan		▲9463HD
Belt - Fan To Alt.; W/30 7/8" Belt O.C.	D5NN10C318C	▲9305HD
Belt - Fan To Alt.; W/31 3/4" Belt O.C.		▲9313HD
Belt - Fan To Alt.; W/32 3/4" Belt O.C.		▲9325HD
Belt - Fan To Alt.; W/46 1/4" Belt O.C.	D5NN10C318C	▲9463HD
Belt - A.C.		▲9560HD
Hose - Upper		②<21794
	or	●25477
7740		
Ford 4-Cyl. 304 Diesel		
1997-1991		
Serpentine Belt; W/A.C.	F3NN8620AA	▲K061005HD
Serpentine Belt; W/O A.C.		▲K060875HD
Tensioner Assy.	87801689	38672
Hose - Upper		②<20137
7810		
Ford 6-Cyl. 401 Diesel		
1991-1978		
Belt - Fan		▲9451HD
Belt - Fan To Alt.	E4NN10C318AA	▲9313HD
Hose - Upper		20357
	or	●26602
Hose - Lower - Eng. To Pipe		②<21194
Hose - Lower - Pipe To Rad.		②<21194
7840		
Ford 6-Cyl. 401 Diesel		
1998-1997		
Tensioner Assy.	87801689	38672
1996		
Hose - Upper		●25477
1995-1991		
Belt - Fan; W/A.C.	87309963	▲K061005HD
Belt - Fan; W/O A.C.	87316556	▲K060870HD
Tensioner Assy.	87801689	38672
Hose - Upper		●25477
8010		
Genesis 6-Cyl. 456 Diesel		
2003-1996		
Belt - Fan & Alt.	A53	A53
8160		
Genesis 6-Cyl. 456 Diesel		
1999-1996		
Belt - Fan, Alt. & A.C.	87800858	▲K080774HD
8210		
Ford 6-Cyl. 401 Diesel		
1991-1982		
Belt - W.P. & Alt.		▲9580HD
Hose - Lower; (3" I.D.)		②24248
8240		
Ford 6-Cyl. 456 Diesel		
1996-1991		
Belt - Fan; W/A.C.	87309963	▲K061005HD
Belt - Fan; W/O A.C.	87316556	▲K060870HD
Tensioner Assy.	87801689	38672
Hose - Upper		●25478

▲ Standard Belt May Also Be Available.
 ● Vulco-Flex® Coolant Hose.
 ② Two Required.

② Cut to Fit.
 ③ Three Required.

Belts and Coolant Hose for Tractors Alphabetical

Application	Mfr. No.	Part No.
FORD-NEW HOLLAND - Continued		
8260		
Genesis 6-Cyl. 456 Diesel		
1999-1996		
Belt - Fan, Alt. & A.C.	87800858	▲K080774HD
8340		
Ford 6-Cyl. 456 Diesel		
1996-1991		
Belt - Fan; W/A.C.	87309963	▲K061005HD
Belt - Fan; W/O A.C.	87316556	▲K060870HD
Tensioner Assy.	87801689	38672
Hose - Upper		●25477
8360		
Genesis 6-Cyl. 456 Diesel		
1999-1996		
Belt - Fan, Alt. & A.C.	87800858	▲K080774HD
8530		
Ford 6-Cyl. 401 Diesel		
1995-1989		
Belt - Fan	D6NN8620B	▲9585HD
Belt - W.P. & Alt.		▲9585HD
Belt - A.C.		▲9555HD
Hose - Upper		⊗<20046
		or ●26611
Hose - Lower - Eng. To Pipe; (2" I.D.)		24432
Hose - Lower - Pipe To Rad.; (2" I.D.)		24432
8560		
Genesis 6-Cyl. 456 Diesel		
1999-1996		
Belt - Fan, Alt. & A.C.	87800858	▲K080774HD
8630		
Ford 6-Cyl. 401 Diesel		
1995-1989		
Belt - Fan	D6NN8620B	▲9585HD
Belt - W.P. & Alt.		▲9585HD
Belt - A.C.		▲9555HD
Hose - Upper		⊗<20046
		or ●26611
Hose - Lower - Eng. To Pipe; (2" I.D.)		24432
Hose - Lower - Pipe To Rad.; (2" I.D.)		24432
8670		
Genesis 6-Cyl. 456 Diesel		
2002-1993		
Belt - Fan, Alt. & A.C.	86013678	▲K081000HD
Hose - By Pass; (1 1/2" I.D.)		24224
8730		
Ford 6-Cyl. 401 Diesel		
1995-1989		
Belt - Fan	D6NN8620B	▲9585HD
Belt - W.P. & Alt.		▲9585HD
Belt - A.C.		▲9555HD
Hose - Upper		⊗<20046
		or ●26611
Hose - Lower - Eng. To Pipe; (2" I.D.)		24432
Hose - Lower - Pipe To Rad.; (2" I.D.)		24432
8770		
Genesis 6-Cyl. 456 Diesel		
2002-1993		
Belt - Fan, Alt. & A.C.	86013678	▲K081000HD

Application	Mfr. No.	Part No.
FORD-NEW HOLLAND - Continued		
8830		
Ford 6-Cyl. 401 Diesel		
1995-1989		
Belt - Fan	D6NN8620B	▲9585HD
Belt - W.P. & Alt.		▲9585HD
Belt - A.C.		▲9555HD
Hose - Upper		⊗<20046
Hose - Lower; (3" I.D.)		②24248
8870; 8970		
Genesis 6-Cyl. 456 Diesel		
2002-1993		
Belt - Fan, Alt. & A.C.	86013678	▲K081000HD
Hose - By Pass; (1 1/2" I.D.)		24224
9682		
Cummins N14 Diesel		
1999		
Belt - A.C.	86514599	▲9390HD
Belt - W.P.	86514607	▲K060435HD
1998		
Belt - A.C.	86514599	▲9390HD
Belt - Alt.; Sept. 7, 1998 & Older	9707244	②▲9451HD
Belt - Fan; Sept. 7, 1998 & Older	86514991	②TR28437
Belt - W.P.	86514607	▲K060435HD
1997-1995		
Belt - A.C.	86514599	▲9390HD
Belt - Alt.	9707244	②▲9451HD
Belt - Fan	86514991	②TR28437
Belt - W.P.	86514607	▲K060435HD
TW5		
Ford 6-Cyl. 401 Diesel		
1990-1987		
Belt - Fan	D6NN8620B	▲9585HD
Belt - W.P. & Alt.	D8NN10C318AA	▲9580HD
Belt - A.C.	E3NN19D621AA	▲9560HD
Hose - Upper		●25480
Hose - Lower - Eng. To Pipe; (1 3/4" I.D.)		24428
Hose - Lower - Pipe To Rad.; (1 3/4" I.D.)		24428
TW15; TW25; TW35		
Ford 6-Cyl. 401 Diesel		
1990-1987		
Belt - Fan	D6NN8620B	▲9585HD
Belt - W.P. & Alt.	D8NN10C318AA	▲9580HD
Belt - A.C.; W/31 1/4" Belt O.C.	D8NN10C318BA	▲9309HD
Belt - A.C.; W/46 3/4" Belt O.C.	C9NN10C318B	▲9465HD
Belt - A.C.; W/56 1/4" Belt O.C.		▲9560HD
Hose - Upper		●26611
Hose - Lower - Eng. To Pipe; (2" I.D.)		24432
Hose - Lower - Pipe To Rad.; (2" I.D.)		24432
FORDSON		
Dexta		
Perkins 3-Cyl. 144 Diesel		
1961-1958		
Belt - Fan		▲9451HD
Major		
Ford 4-Cyl. 220 Diesel		
1958-1953		
Belt - Fan & Gen.; W/45 1/4" Belt O.C.		▲9451HD
Belt - Fan & Gen.; W/49 3/4" Belt O.C.		TR28492
Belt - P.S.		▲9451HD

▲ Standard Belt May Also Be Available.
⊗< Cut to Fit.

● Vulco-Flex® Coolant Hose.
② Two Required.

Belts and Coolant Hose for Tractors Alphabetical

Application	Mfr. No.	Part No.	Application	Mfr. No.	Part No.
FORDSON - Continued			HESSTON - Continued		
Power Major			70-66		
Ford 4-Cyl. 220 Diesel			Fiat 4-Cyl. 220 Diesel		
1961-1958			1992-1984		
Belt - Fan & Gen.; W/45 1/4" Belt O.C.		▲9451HD	Belt - Fan & Alt.; W/44 5/8" Belt O.C.		7445
Belt - Fan & Gen.; W/49 3/4" Belt O.C.		TR28492	Belt - Fan & Alt.; W/45 5/8" Belt O.C.		7455
Belt - P.S.		▲9451HD	Hose - Upper		●26501
Super Dexta			Hose - Lower - Eng. To Pipe; (1 1/2" I.D.)		
Perkins 3-Cyl. 153 Diesel			Hose - Lower - Pipe To Rad.; (1 1/2" I.D.)		
1964-1961			70-90		
Belt - Fan & Gen. E1ADKN8620C		▲9451HD	Fiat 4-Cyl. 220 Diesel		
Super Major			1991-1984		
Ford 4-Cyl. 199			Belt - Fan		
1964-1961			Belt - Fan & Alt.		
Hose - Upper		≧20957	Belt - A.C.		
		or ●26501	Hose - Lower - Eng. To Pipe; (1 1/2" I.D.)		
Ford 4-Cyl. 220 Diesel			Hose - Lower - Pipe To Rad.; (1 1/2" I.D.)		
1964-1961			80-66		
Belt - Fan & Gen.; W/45 1/4" Belt O.C.		▲9451HD	Fiat 4-Cyl. 238 Diesel		
Belt - Fan & Gen.; W/49 3/4" Belt O.C.		TR28492	1991-1984		
Belt - P.S.		▲9451HD	Belt - Fan & Alt.		
Hose - Upper		≧20957	Hose - Upper		
		or ●26501	Hose - Lower - Eng. To Pipe; (1 1/2" I.D.)		
HESSTON			Hose - Lower - Pipe To Rad.; (1 1/2" I.D.)		
45-66			80-76DT		
Fiat 3-Cyl. 165 Diesel			Fiat 4-Cyl. 238 Diesel		
1991-1986			1992-1989		
Belt - Fan & Alt.		7440	Belt - Fan & Alt.		
Hose - Upper		●26501	Hose - Lower; (1 1/2" I.D.)		
Hose - Lower - Eng. To Pipe; (1 1/2" I.D.)		24224			
Hose - Lower - Pipe To Rad.; (1 1/2" I.D.)		24224	80-90		
55-46			Fiat 4-Cyl. 238 Diesel		
Fiat 3-Cyl. 165 Diesel			1992-1984		
1989-1987			Belt - Fan		
Belt - Fan & Alt. 2604796324		7455	Belt - Fan & Alt.		
55-56			Belt - Fan To A.C.		
Fiat 3-Cyl. 165 Diesel			Hose - Upper		
1991-1984			Hose - Lower - Eng. To Pipe; (1 1/2" I.D.)		
Belt - Fan & Alt. 2604796324		7455	Hose - Lower - Pipe To Rad.; (1 1/2" I.D.)		
Hose - Lower; (1 1/2" I.D.)		②24224	90-90		
55-76			Fiat 5-Cyl. 298 Diesel		
Fiat 3-Cyl. 165 Diesel			1992-1984		
1990-1981			Belt - Fan & Alt.		
Belt - Fan & Alt.		7435	Hose - Upper		
Hose - Lower; (1 1/2" I.D.)		②24224	Hose - Lower - Eng. To Pipe; (1 1/2" I.D.)		
60-66			Hose - Lower - Pipe To Rad.; (1 1/2" I.D.)		
Fiat 3-Cyl. 179 Diesel			100-90		
1991-1984			Fiat 6-Cyl. 331 Diesel		
Belt - Fan & Alt.; W/44 5/8" Belt O.C.		7445	1992-1984		
Belt - Fan & Alt.; W/45 5/8" Belt O.C.		7455	Belt - Fan & Alt. 2604796324		
65-46			Hose - Upper		
Fiat 4-Cyl. 220 Diesel			Hose - Lower; (1 1/2" I.D.)		
1992-1987			Belt - Fan & Alt. 2604796324		
Belt - Fan & Alt.		7455			
65-56			130-90		
Fiat 4-Cyl. 220 Diesel			Fiat 6-Cyl. 358 Diesel		
1992-1987			1991-1984		
Belt - Fan & Alt. 2604796324		7455	Belt - Fan & Alt.		
65-56			Belt - Fan & A.C.		
Fiat 4-Cyl. 220 Diesel			Hose - Upper		
1992-1987			Hose - Lower; (1 1/2" I.D.)		
Belt - Fan & Alt. 2604796324		7455	160-90		
Hose - Lower; (1 1/2" I.D.)		②24224	Fiat 6-Cyl. 494 Diesel		
			1992-1984		
			Belt - Fan		
			Belt - Fan & Alt.		

▲ Standard Belt May Also Be Available.
● Vulco-Flex® Coolant Hose.

≧ Cut to Fit.
② Two Required.

Belts and Coolant Hose for Tractors Alphabetical

Application	Mfr. No.	Part No.
HESSTON - Continued		
160-90 - Continued		
Fiat 6-Cyl. 494 Diesel - Continued		
1992-1984 - Continued		
Belt - Alt		▲9451HD
Belt - Fan To A.C.; W/Single Belt		▲9350HD
Belt - Fan To A.C.; W/Dual Belts		②7673
Hose - Upper		●26506
Hose - Lower - Eng. To Cooler; (1 1/2" I.D.)		24224
Hose - Lower - Cooler To Rad.; (1 1/2" I.D.)		24224
Hose - By Pass; (1 3/4" I.D.)		24228
180-90		
Fiat 6-Cyl. 494 Diesel		
1992-1984		
Belt - Fan	②	▲9495HD
Belt - Fan & Alt.		②7530
Belt - Alt		▲9451HD
Belt - Fan To A.C.; W/Single Belt		▲9350HD
Belt - Fan To A.C.; W/Dual Belts		②7673
Hose - Upper		●26505
Hose - Lower; (1 3/4" I.D.)		24228
Hose - By Pass; (1 3/4" I.D.)		24228
580		
Fiat 3-Cyl. 168 Diesel		
1984-1981		
Belt - Fan & Alt.		7460
Hose - Lower - Eng. To Pipe; (1 1/2" I.D.)		24224
Hose - Lower - Pipe To Rad.; (1 1/2" I.D.)		24224
666		
Fiat 4-Cyl. 211 Diesel		
1990-1983		
Belt - Fan & Alt.		7445
Hose - Lower - Eng. To Pipe; (1 1/2" I.D.)		24224
Hose - Lower - Pipe To Rad.; (1 1/2" I.D.)		24224
680		
Fiat 4-Cyl. 211 Diesel		
1984-1980		
Belt - Fan & Alt.		7460
Hose - Lower - Eng. To Pipe; (1 1/2" I.D.)		24224
Hose - Lower - Pipe To Rad.; (1 1/2" I.D.)		24224
766		
Fiat 4-Cyl. 224 Diesel		
1990-1983		
Belt - Fan & Alt.		7445
Hose - Lower - Eng. To Pipe; (1 1/2" I.D.)		24224
Hose - Lower - Pipe To Rad.; (1 1/2" I.D.)		24224
980		
Fiat 6-Cyl. 316 Diesel		
1984-1981		
Belt - Fan & Alt.		7460
Belt - Fan & A.C.	②	7570
Hose - Lower - Eng. To Pipe; (1 1/2" I.D.)		24224
Hose - Lower - Pipe To Rad.; (1 1/2" I.D.)		24224
1380DT		
Fiat 6-Cyl. 335 Diesel		
1984-1981		
Belt - Fan & Alt.		7465
Belt - Fan & A.C.	5112185	②7565
Hose - Upper		●26611
Hose - Lower - Eng. To Pipe; (1 1/2" I.D.)		24224
Hose - Lower - Pipe To Rad.; (1 1/2" I.D.)		24224

Application	Mfr. No.	Part No.
HESSTON - Continued		
1580		
Fiat 6-Cyl. 494 Diesel		
1984-1981		
Belt - Fan & Alt.		②7530
Belt - A.C.		7619
Hose - Lower - Eng. To Pipe; (1 7/8" I.D.)		24230
Hose - Lower - Pipe To Rad.		≈20520
1880		
Fiat 6-Cyl. 494 Diesel		
1984-1981		
Belt - Fan & Alt.		②7530
Belt - A.C.		②7630
Hose - Upper		●26505
HESSTON-FIAT		
60-75CV		
Hesston-Fiat 8035.05 Diesel		
1993-1990		
Belt - Fan & Alt.		7440
Hose - Lower; (1 1/2" I.D.)		②24224
70-65CM		
Hesston-Fiat 8045.06 Diesel		
1991-1984		
Belt - Fan & Alt.; W/44 5/8" Belt O.C.		7445
Belt - Fan & Alt.; W/45 5/8" Belt O.C.		7455
Hose - Lower - Eng. To Pipe; (1 1/2" I.D.)		24224
Hose - Lower - Pipe To Rad.; (1 1/2" I.D.)		24224
70-75C		
Hesston-Fiat 8055.05 Diesel		
1993-1990		
Belt - Fan & Alt.	2604796324	7455
Hose - Lower; (1 1/2" I.D.)		②24224
70-75CM		
Hesston-Fiat 8045.06 Diesel		
1993-1990		
Belt - Fan & Alt.	2604796324	7455
Hose - Lower; (1 1/2" I.D.)		②24224
95-55C		
Hesston-Fiat 8055.04 Diesel		
1993-1983		
Belt - Fan & Alt.		7455
Hose - Upper		●26502
Hose - Lower; (1 1/2" I.D.)		②24224
IMT		
536		
IMR 3-Cyl. 152 Diesel		
1990-1989		
Belt - Fan & Alt.		7430
Hose - Upper - Eng. To Pipe		≈21145
	or	●25472
Hose - Upper - Eng. To W.P.; (1 1/4" I.D.)		24220
Hose - Lower; (1 1/4" I.D.)		②24220
539		
IMR 3-Cyl. 152 Diesel		
1993-1989		
Belt - Fan & Alt.		7430
Hose - Upper - Eng. To Pipe		≈21145
	or	●25472
Hose - Upper - Eng. To W.P.; (1 1/4" I.D.)		24220
Hose - Lower; (1 1/4" I.D.)		②24220

▲ Standard Belt May Also Be Available.
● Vulco-Flex® Coolant Hose.

② Two Required.
≈ Cut to Fit.

Belts and Coolant Hose for Tractors Alphabetical

Application	Mfr. No.	Part No.
IMT - Continued		
542		
IMR 3-Cyl. 152 Diesel		
1993-1986		
Belt - Fan & Alt.		7430
Hose - Upper - Eng. To Pipe	≈	21145
	or	●25472
Hose - Upper - Eng. To W.P.; (1 1/4" I.D.)		24220
Hose - Lower; (1 1/4" I.D.)	Ⓢ	24220
549DV		
IMR 3-Cyl. 152 Diesel		
1992-1991		
Belt - Fan & Alt.		7430
560		
IMR 4-Cyl. 203 Diesel		
1993-1986		
Belt - Fan & Alt.		▲9463HD
Hose - Upper	≈	21942
Hose - Lower; (1 3/8" I.D.)	Ⓢ	24222
565		
IMR 4-Cyl. 203 Diesel		
1993-1985		
Belt - Fan & Alt.		▲9463HD
577DV		
IMR 4-Cyl. 248 Diesel		
1993-1987		
Belt - Fan & Alt.		▲9510HD
Hose - Upper	●	25257
Hose - Lower	●	25476
5136		
IMR 6-Cyl. 354 Diesel		
1991-1989		
Belt - Fan & A.C.		▲9600HD
Belt - Alt.		▲9451HD
Hose - Lower - Eng. To Pipe	≈	20206
Hose - Lower - Pipe To Rad.; (2" I.D.)		24432
INTERNATIONAL HARVESTER		
70 Hydro		
IH 6-Cyl. 291		
1976-1973		
Belt - Fan; Ser. No. 11050 & Before	403617R1	▲9470HD
Belt - Fan; Ser. No. 11051 & After		▲9570HD
Belt - W.P. & Alt.	530186R1	▲9640HD
Hose - Lower		●26510
IH 6-Cyl. 312 Diesel		
1976-1973		
Belt - Fan	403617R1	▲9470HD
Belt - W.P. & Alt.	65999C1	TR24638
Hose - By Pass; (1 1/4" I.D.)		24220
84 Hydro		
IH 4-Cyl. 246 Diesel		
1985-1978		
Belt - Fan & Alt.	527470R1	▲9605HD
86 Hydro		
IH 6-Cyl. 291		
1981-1976		
Belt - Fan; Ser. No. 11050 & Before	403617R1	▲9470HD
Belt - Fan; Ser. No. 11051 & After		▲9570HD
Belt - W.P. & Alt.	530186R1	▲9640HD
Hose - Lower		●26510

Application	Mfr. No.	Part No.
INTERNATIONAL HARVESTER - Continued		
86 Hydro - Continued		
IH 6-Cyl. 312 Diesel		
1981-1976		
Belt - Fan	403617R1	▲9470HD
Belt - W.P. & Alt.	65999C1	TR24638
Hose - By Pass; (1 1/4" I.D.)		24220
100		
IH 4-Cyl. 123		
1956-1955		
Belt - Fan; Ser. No. 501 Thru 65000	60712D	TR26353
Belt - Fan & Gen.; Ser. No. 65001 & After	367697R1	7417
Belt - Gen.; Ser. No. 501 Thru 65000	52318DA	9279
Hose - Upper; (2 3/8" I.D.)		24238
Hose - Lower; (2" I.D.)		24232
100 Farmall		
IH 4-Cyl. 123		
1956-1954		
Belt - Fan; Ser. No. 501 Thru 65000	60712D	TR26353
Belt - Fan & Gen.; Ser. No. 65001 & After	367697R1	7417
Belt - Gen.; Ser. No. 501 Thru 65000	52318DA	9279
100 Hydro		
IH 6-Cyl. 436 Diesel		
1976-1973		
Belt - Fan & Alt.	537072R91	ⓈTR22648
Belt - W.P. & Alt.	532746R1	TR22648
Belt - A.C.	65337C2	▲9375HD
Hose - Upper		●26516
Hose - Lower; (2 1/4" I.D.)		Ⓢ24936
Hose - By Pass		≈20945
130; 130 Farmall		
IH 4-Cyl. 123		
1958-1956		
Belt - Fan; Ser. No. 501 Thru 65000	60712D	TR26353
Belt - Fan & Gen.; Ser. No. 65001 & After	367697R1	7417
Belt - Gen.; Ser. No. 501 Thru 65000	52318DA	9279
Hose - Upper; (2 3/8" I.D.)		24238
Hose - Lower; (2" I.D.)		24232
140		
IH 4-Cyl. 123		
1981-1958		
Belt - Fan; Ser. No. 501 Thru 65000	60712D	TR26353
Belt - Fan & Gen.; Ser. No. 65001 & After	367697R1	7417
Belt - Gen.; Ser. No. 501 Thru 65000	52318DA	9279
Hose - Upper; (1 3/8" I.D.)		24222
Hose - By Pass; (1/2" I.D.)		28439
140 Farmall		
IH 4-Cyl. 123		
1970-1958		
Belt - Fan; Ser. No. 501 Thru 65000	60712D	TR26353
Belt - Fan & Gen.; Ser. No. 65001 & After	367697R1	7417
Belt - Gen.; Ser. No. 501 Thru 65000	52318DA	9279
Hose - Upper; (1 3/8" I.D.)		24222
Hose - By Pass; (1/2" I.D.)		28439
186 Hydro		
IH 6-Cyl. 436 Diesel		
1981-1976		
Belt - Fan & Alt.; W/A.C.	532746R1	TR22648
Belt - Fan & Alt.; W/O A.C.	532746R1	ⓈTR22648
Belt - A.C.	874097C1	▲9395HD
Hose - Upper		●26516
Hose - Lower		●26534

≈ Cut to Fit.
 Ⓢ Two Required.
 Ⓢ Use Wire Inserted Green Stripe® Coolant Hose.

● Vulco-Flex® Coolant Hose.
 ▲ Standard Belt May Also Be Available.

Belts and Coolant Hose for Tractors Alphabetical

Application	Mfr. No.	Part No.
INTERNATIONAL HARVESTER - Continued		
200 Farmall		
IH 4-Cyl. 123		
1956-1954		
Belt - Fan; Ser. No. 501 Thru 65000	60712D	TR26353
Belt - Fan & Gen.; Ser. No. 65001 & After	367697R1	7417
Belt - Gen.; Ser. No. 501 Thru 65000	52318DA	9279
Hose - Upper; (2 3/8" I.D.)		24238
Hose - Lower; (2" I.D.)		24232
230 Farmall		
IH 4-Cyl. 123		
1958-1956		
Belt - Fan; Ser. No. 501 Thru 65000	60712D	TR26353
Belt - Fan & Gen.; Ser. No. 65001 & After	367697R1	7417
Belt - Gen.; Ser. No. 501 Thru 65000	52318DA	9279
Hose - Upper; (2 3/8" I.D.)		24238
Hose - Lower; (2" I.D.)		24232
234		
Mitsubishi 3-Cyl. 52 Diesel		
1988-1982		
Belt - Fan	676622R1	7370
240; 240 Farmall		
IH 4-Cyl. 123		
1962-1958		
Belt - Fan; Ser. No. 501 Thru 65000	60712D	TR26353
Belt - Fan & Gen.; Ser. No. 65001 & After	367697R1	7417
Belt - Gen.; Ser. No. 501 Thru 65000	52318DA	9279
Hose - Lower - Eng. To Pipe; (2" I.D.)		24232
Hose - Lower - Pipe To Rad.; (1 3/8" I.D.)		24222
244		
Mitsubishi 3-Cyl. 60 Diesel		
1985-1982		
Belt - Fan & Alt.	MD007528	7370
Hose - Upper		●25251
Hose - By Pass; (3/8" I.D.)		*26239
254		
Mitsubishi 3-Cyl. 65 Diesel		
1985-1982		
Belt - Fan & Alt.	MD007528	7370
Hose - Upper		●25251
274		
Nissan 3-Cyl. 99 Diesel		
1984-1979		
Hose - Upper		●25474
284		
Mazda 4-Cyl. 71		
1984-1976		
Belt - Fan & Alt.		▲9390HD
Hose - Upper		✂21794
Hose - Lower		✂21794
		or ●25477
300 Farmall		
IH 4-Cyl. 169		
1956-1954		
Belt - Fan	48032DA	TR24379
Belt - Gen.	362828R1	▲9330HD
Hose - Upper; (1 3/4" I.D.)		24228
Hose - Lower		●25476
IH 4-Cyl. 169 LPG		
1956-1954		
Belt - Fan	48032DA	TR24379
Belt - Gen.	362828R1	▲9330HD

Application	Mfr. No.	Part No.
INTERNATIONAL HARVESTER - Continued		
300 Farmall - Continued		
IH 4-Cyl. 169 LPG - Continued		
1956-1954 - Continued		
Hose - Upper; (1 3/4" I.D.)		24228
Hose - Lower		●25476
300 Utility		
IH 4-Cyl. 169		
1956-1955		
Belt - Fan	48032DA	TR24379
Belt - Gen.	362828R1	▲9330HD
Hose - Upper; (1 3/4" I.D.)		24228
Hose - Lower - Eng. To Pipe; (1 1/2" I.D.)		24224
Hose - Lower - Pipe To Rad.; (1 1/2" I.D.)		24224
IH 4-Cyl. 169 LPG		
1956-1955		
Belt - Fan	48032DA	TR24379
Belt - Gen.	362828R1	▲9330HD
Hose - Upper; (1 3/4" I.D.)		24228
Hose - Lower - Eng. To Pipe; (1 1/2" I.D.)		24224
Hose - Lower - Pipe To Rad.; (1 1/2" I.D.)		24224
330		
IH 4-Cyl. 135		
1958-1957		
Belt - Fan & Gen.	367697R1	7417
Hose - Lower; (1 1/2" I.D.)		24224
Hose - By Pass; (1 1/2" I.D.)		24224
340		
IH 4-Cyl. 135		
1963-1958		
Belt - Fan & Gen.	367697R1	7417
Hose - Upper; (1 3/8" I.D.)		24222
Hose - Lower; (1 1/4" I.D.)		24220
Hose - By Pass; (1 1/2" I.D.)		24224
IH 4-Cyl. 166 Diesel		
1963-1958		
Belt - Fan & Gen.	315969R1	▲9490HD
Hose - Lower; W/1 1/2" I.D. Hose(1 1/2" I.D.)		24224
Hose - Lower; W/2" I.D. Hose(2" I.D.)		24232
Hose - By Pass		20338
340 Farmall		
IH 4-Cyl. 135		
1963-1958		
Belt - Fan & Gen.	367697R1	7417
350 Farmall		
IH 4-Cyl. 175		
1958-1956		
Belt - Fan	48032DA	TR24379
Belt - Gen.	362828R1	▲9330HD
Hose - Upper; (1 3/4" I.D.)		24228
Hose - Lower		●25476
IH 4-Cyl. 175 LPG		
1958-1956		
Belt - Fan	48032DA	TR24379
Belt - Gen.	362828R1	▲9330HD
Hose - Upper; (1 3/4" I.D.)		24228
Hose - Lower		●25476
350 Utility		
Continental 4-Cyl. 193 Diesel		
1958-1956		
Belt - Fan	48032DA	TR24379
Belt - Gen.	362828R1	▲9330HD
Hose - Upper; (1 3/4" I.D.)		24228
Hose - Lower - Eng. To Pipe; (1 1/2" I.D.)		24224

● Vulco-Flex® Coolant Hose.
 ▲ Standard Belt May Also Be Available.

* Durion® Silicone Hose Recommended.
 ✂ Cut to Fit.

Belts and Coolant Hose for Tractors Alphabetical

Application	Mfr. No.	Part No.	Application	Mfr. No.	Part No.
INTERNATIONAL HARVESTER - Continued			INTERNATIONAL HARVESTER - Continued		
350 Utility - Continued			404 Farmall - Continued		
Continental 4-Cyl. 193 Diesel - Continued			IH 4-Cyl. 135 - Continued		
1958-1956 - Continued			1967-1961 - Continued		
Hose - Lower - Pipe To Rad.; (1 1/2" I.D.)		24224	Belt - Fan & Gen.; W/43 5/8" Belt O.C.	403580R1	7430
IH 4-Cyl. 175			Hose - Lower; W/1 3/8" I.D. Hose (1 3/8" I.D.)		24222
1958-1956			Hose - Lower; W/2" I.D. Hose (2" I.D.)		24232
Belt - Fan	48032DA	TR24379	Hose - By Pass; (1/2" I.D.)		28439
Belt - Gen.	362828R1	▲9330HD	424		
Hose - Upper; (1 3/4" I.D.)		24228	IH 4-Cyl. 146		
Hose - Lower - Eng. To Pipe; (1 1/2" I.D.)		24224	1967-1964		
Hose - Lower - Pipe To Rad.; (1 1/2" I.D.)		24224	Belt - Fan & Gen.; W/43 1/8" Belt O.C.	387920R1	7425
IH 4-Cyl. 175 LPG			Belt - Fan & Gen.; W/43 5/8" Belt O.C.	403580R1	7430
1958-1956			IH 4-Cyl. 154 Diesel		
Belt - Fan	48032DA	TR24379	1967-1964		
Belt - Gen.	362828R1	▲9330HD	Belt - Fan; W/35 1/2" Belt O.C.	709502R1	TR22350
Hose - Upper; (1 3/4" I.D.)		24228	Belt - Fan; W/37 3/4" Belt O.C.	237153R1	TR22373
Hose - Lower - Eng. To Pipe; (1 1/2" I.D.)		24224	Belt - Gen.	48878D	▲9313HD
Hose - Lower - Pipe To Rad.; (1 1/2" I.D.)		24224	444		
350D Farmall			IH 4-Cyl. 152		
Continental 4-Cyl. 193 Diesel			1971-1967		
1958-1956			Belt - Fan & Alt.; W/43 1/8" Belt O.C.	387920R1	7425
Belt - Fan & Gen.	143441R2	▲9420HD	Belt - Fan & Alt./Gen.; W/43 5/8" Belt O.C. ...	403580R1	7430
Hose - Upper; (1 3/4" I.D.)		24228	Hose - Lower - Eng. To Pipe; (1 3/8" I.D.)		24222
Hose - Lower		●25476	Hose - Lower - Pipe To Rad.; (2" I.D.)		24232
354			Hose - By Pass; (1/2" I.D.)		28439
IH 4-Cyl. 143			IH 4-Cyl. 154 Diesel		
1975-1972			1971-1967		
Belt - Fan; W/34 3/4" Belt O.C.	376371R1	TR22344	Belt - Fan	237153R1	TR22373
Belt - Fan; W/35 1/2" Belt O.C.	709502R1	TR22350	Belt - Alt.	401691R1	▲9341HD
Belt - Gen.	399480R1	▲9309HD	Hose - Upper		☉20065
384			Hose - Lower		☉20661
IH 4-Cyl. 154 Diesel			or ●25251		
1982-1978			450		
Belt - Fan	709502R1	TR22350	IH 4-Cyl. 281		
Belt - Fan & Alt.	3119750R1	7318	1958-1956		
400 Farmall			Belt - Fan	16131DA	TR28454
IH 4-Cyl. 264			Belt - Gen.	49341D	▲9335HD
1956-1954			Belt - P.S.	363197R2	TR24500
Belt - Fan	16131DA	TR28454	IH 4-Cyl. 281 Diesel		
Belt - Gen.	49341D	▲9335HD	1958-1956		
Belt - P.S.	363197R2	TR30506	Belt - Fan	69490DA	TR30467
Hose - Upper; (2 1/8" I.D.)		24234	Belt - Gen.	52318DA	9279
Hose - Lower - Eng. To Pipe; (2" I.D.)		24232	450 Farmall		
Hose - Lower - Pipe To Rad.; (2" I.D.)		24232	IH 4-Cyl. 281		
Hose - By Pass; (1 1/2" I.D.)		24224	1958-1956		
IH 4-Cyl. 264 Diesel			Belt - Fan	16131DA	TR28454
1956-1954			Belt - Gen.	49341D	▲9335HD
Belt - Fan	277448R1	TR30467	Belt - P.S.	363197R2	TR30506
Belt - Gen.	52318DA	9279	Hose - Upper; (2 1/8" I.D.)		24234
IH 4-Cyl. 264 LPG			Hose - Lower - Eng. To Pipe; (2" I.D.)		24232
1956-1954			Hose - Lower - Pipe To Rad.; (2" I.D.)		24232
Belt - Fan	16131DA	TR28454	Hose - By Pass; (1 1/2" I.D.)		24224
Belt - Gen.	49341D	▲9335HD	IH 4-Cyl. 281 Diesel		
Belt - P.S.	363197R2	TR30506	1958-1956		
404			Belt - Fan	16131DA	TR28454
IH 4-Cyl. 135			Belt - Gen.	49341D	▲9335HD
1968-1960			Belt - P.S.	363197R2	TR30506
Belt - Fan & Gen.; W/43 1/8" Belt O.C.	387920R1	7425	Hose - Upper; (2 1/8" I.D.)		24234
Belt - Fan & Gen.; W/43 5/8" Belt O.C.	403580R1	7430	Hose - By Pass; (1 1/2" I.D.)		24224
404 Farmall			IH 4-Cyl. 281 LPG		
IH 4-Cyl. 135			1958-1956		
1967-1961			Belt - Fan	16131DA	TR28454
Belt - Fan & Gen.; W/43 1/8" Belt O.C.	387920R1	7425	Belt - Gen.	49341D	▲9335HD
404 Farmall			Belt - P.S.	363197R2	TR30506
IH 4-Cyl. 135			Hose - Upper; (2 1/8" I.D.)		24234
1967-1961			Hose - By Pass; (1 1/2" I.D.)		24224
Belt - Fan & Gen.; W/43 1/8" Belt O.C.	387920R1	7425	IH 4-Cyl. 281 LPG		
404 Farmall			1958-1956		
IH 4-Cyl. 135			Belt - Fan	16131DA	TR28454
1967-1961			Belt - Gen.	49341D	▲9335HD
Belt - Fan & Gen.; W/43 1/8" Belt O.C.	387920R1	7425	Belt - P.S.	363197R2	TR30506

▲ Standard Belt May Also Be Available.
☉ Cut to Fit.

● Vulco-Flex® Coolant Hose.

Belts and Coolant Hose for Tractors Alphabetical

Application	Mfr. No.	Part No.
INTERNATIONAL HARVESTER - Continued		
454		
IH 3-Cyl. 179 Diesel		
1973-1971		
Belt - Fan & Alt.	534310R1	▲9630HD
Hose - Upper		●26503
IH 4-Cyl. 157		
1973-1971		
Belt - Fan & Alt.	523030R2	7530
Hose - Upper		✂21660
	or	●25474
460		
IH 6-Cyl. 221		
1963-1958		
Belt - Fan & Alt.	403617R1	▲9470HD
Belt - Fan & Gen.	149635R1	▲9463HD
Hose - Upper		✂20611
Hose - Lower		●26509
Hose - By Pass; (5/8" I.D.)		28441
IH 6-Cyl. 236 Diesel		
1963-1958		
Belt - Fan	369290R1	▲9463HD
Belt - Fan & Gen.	385738R1	▲9490HD
Belt - W.P. & Gen.		▲9463HD
Belt - Gen.	316250R1	▲9490HD
Hose - Upper		✂20611
Hose - Lower; (2" I.D.)		24232
Hose - By Pass; (5/8" I.D.)		28441
460 Farmall		
IH 6-Cyl. 221		
1963-1958		
Belt - Fan & Alt.	403617R1	▲9470HD
Belt - Fan & Gen.	149635R1	▲9463HD
Hose - Upper		●26510
Hose - Lower		●26509
Hose - By Pass; (5/8" I.D.)		28441
IH 6-Cyl. 236 Diesel		
1963-1958		
Belt - Fan	369290R1	▲9463HD
Belt - Fan & Gen.	385738R1	▲9490HD
Belt - W.P. & Gen.		▲9463HD
Belt - Gen.	316250R1	▲9490HD
Hose - Upper		●26510
Hose - Lower; (2" I.D.)		24232
Hose - By Pass; (5/8" I.D.)		28441
464		
IH 4-Cyl. 175		
1978-1973		
Belt - Fan & Alt.	1532030R2	▲9525HD
Hose - Lower		✂21660
	or	●25474
484		
IH 3-Cyl. 179 Diesel		
1984-1978		
Belt - Fan & Alt.		▲9625HD
Hose - Upper		●26503
Hose - Lower		●25530
500		
IH 4-Cyl. 146		
1969-1965		
Belt - Fan & Gen.	676645R1	7425

Application	Mfr. No.	Part No.
INTERNATIONAL HARVESTER - Continued		
500C		
IH D155 Diesel		
1974-1969		
Belt - Fan; W/21/32" Belt T.W.; W/36 3/4" Belt O.C.	676620R1	TR22363
Belt - Fan; W/3/8" Belt T.W.; W/37 1/8" Belt O.C.	676622R1	7370
Belt - Gen.	676626R1	7312
504; 504 Farmall		
IH 4-Cyl. 152		
1968-1960		
Hose - Upper		✂20206
	or	●26509
Hose - Lower - Eng. To Pipe; (1 3/8" I.D.)		24222
Hose - Lower - Pipe To Rad.; (2 1/2" I.D.)		24240
Hose - By Pass; (1/2" I.D.)		28439
IH 4-Cyl. 188 Diesel		
1968-1960		
Hose - Upper		✂20206
	or	●26509
Hose - Lower - Eng. To Pipe; (2" I.D.)		24232
Hose - Lower - Pipe To Rad.; (2 1/2" I.D.)		24240
Hose - By Pass		20338
544; 544 Farmall		
IH 4-Cyl. 200		
1973-1968		
Belt - Fan & Alt.	403303R1	7545
Belt - Fan & Gen.	314606C2	7541
Hose - Lower		●25527
IH 4-Cyl. 239 Diesel		
1973-1968		
Belt - Fan	534311R1	▲9610HD
Belt - Fan & Alt.	401128R1	▲9580HD
Belt - W.P. & Alt.	315969R1	▲9490HD
560		
IH 6-Cyl. 263		
1963-1958		
Belt - Fan	369290R1	▲9463HD
Belt - W.P. & Gen.	369290R1	▲9463HD
Hose - Upper		●26510
Hose - Lower		●26509
Hose - By Pass		✂20338
IH 6-Cyl. 282 Diesel		
1963-1958		
Belt - Fan	369290R1	▲9463HD
Belt - W.P. & Gen.	190502R1	▲9490HD
Hose - Upper		●26522
Hose - Lower; (2" I.D.)		24232
Hose - By Pass; (5/8" I.D.)		28441
560 Farmall		
IH 6-Cyl. 263		
1963-1958		
Hose - Upper		●26510
Hose - Lower		●26509
Hose - By Pass		✂20338
IH 6-Cyl. 282 Diesel		
1963-1958		
Belt - Fan	403348R1	▲9463HD
Belt - W.P. & Gen.	316250R1	▲9490HD
Hose - Upper		●26522
Hose - Lower; (2" I.D.)		24232
Hose - By Pass; (5/8" I.D.)		28441

▲ Standard Belt May Also Be Available.
✂ Cut to Fit.

● Vulco-Flex® Coolant Hose.

Belts and Coolant Hose for Tractors Alphabetical

Application	Mfr. No.	Part No.
INTERNATIONAL HARVESTER - Continued		
574		
IH 4-Cyl. 200		
1978-1970		
Belt - Fan & Alt./Gen.	532031R2	7525
Hose - Lower		☞21794
	or	●25476
IH 4-Cyl. 239 Diesel		
1978-1970		
Belt - Fan & Alt./Gen.	534311R1	▲9610HD
Belt - W.P. & Alt.	403303R1	7545
Hose - Upper		☞20957
584		
IH 4-Cyl. 206 Diesel		
1984-1978		
Belt - Fan & Alt.		▲9605HD
Hose - Upper		☞21794
	or	●25476
Hose - Lower		●25528
Hose - By Pass; (2" I.D.)		24232
600		
IH 4-Cyl. 350		
1957-1956		
Belt - Fan; W/P.S.; W/O Hydra-Touch		
Hydraulics	363599R1	TR28557
Belt - Fan; W/O P.S.; W/O Hydra-Touch		
Hydraulics	48042DB	TR30484
Belt - Gen.	365686R1	▲9380HD
Hose - Upper; (2 1/8" I.D.)		24234
Hose - Lower; (2 1/8" I.D.)		24234
Hose - By Pass; (1 1/2" I.D.)		24224
IH 4-Cyl. 350 Diesel		
1957-1956		
Belt - Fan; W/P.S.; W/O Hydra-Touch		
Hydraulics	363599R1	TR28557
Belt - Fan; W/O P.S.; W/O Hydra-Touch		
Hydraulics	48042DB	TR30484
Belt - Gen.	48878D	▲9313HD
Hose - Upper; (2 1/8" I.D.)		24234
Hose - Lower; (2 1/8" I.D.)		24234
Hose - By Pass; (1 1/2" I.D.)		24224
606		
IH 6-Cyl. 221		
1967-1962		
Belt - Fan & Alt.	403617R1	▲9470HD
Belt - Fan & Gen.	149635R1	▲9463HD
Hose - Upper		☞20611
Hose - Lower		●26509
Hose - By Pass		20338
IH 6-Cyl. 236 Diesel		
1967-1962		
Belt - Fan & Gen.; Ser. No. 13949 & Before ..	316250R1	▲9490HD
Belt - Fan & Gen.; Ser. No. 13950 & After	382228R1	▲9520HD
Hose - Upper		☞20611
Hose - Lower; (2" I.D.)		24232
Hose - By Pass; (5/8" I.D.)		28441
650		
IH 4-Cyl. 350		
1958-1956		
Belt - Fan; W/P.S.; W/O Hydra-Touch		
Hydraulics	363599R1	TR28557
Belt - Fan; W/O P.S.; W/O Hydra-Touch		
Hydraulics	48042DB	TR30484
Belt - Gen.	365686R1	▲9380HD
Hose - Upper; (2 1/8" I.D.)		24234
Hose - Lower; (2 1/8" I.D.)		24234
Hose - By Pass; (1 1/2" I.D.)		24224

☞ Cut to Fit.
 ▲ Standard Belt May Also Be Available.

Application	Mfr. No.	Part No.
INTERNATIONAL HARVESTER - Continued		
650 - Continued		
IH 4-Cyl. 350 Diesel		
1958-1956		
Belt - Fan; W/P.S.; W/O Hydra-Touch		
Hydraulics	363599R1	TR28557
Belt - Fan; W/O P.S.; W/O Hydra-Touch		
Hydraulics	48042DB	TR30484
Belt - Gen.	48878D	▲9313HD
Hose - Upper; (2 1/8" I.D.)		24234
Hose - Lower; (2 1/8" I.D.)		24234
Hose - By Pass; (1 1/2" I.D.)		24224
656		
IH 6-Cyl. 263		
1973-1966		
Belt - Fan	396829R1	▲9440HD
Belt - W.P. & Alt.	403617R1	▲9470HD
Hose - Upper		●26510
Hose - Lower		●26509
Hose - By Pass		20338
IH 6-Cyl. 281 Diesel		
1973-1966		
Belt - Fan; W/44" Belt O.C.	396829R1	▲9440HD
Belt - Fan; W/48 1/4" Belt O.C.	378113R2	▲9480HD
Belt - Fan; W/49 1/4" Belt O.C.	385738R1	▲9490HD
Belt - Fan; W/51 1/4" Belt O.C.	396830R1	▲9510HD
Belt - W.P. & Alt./Gen.		▲9490HD
Belt - A.C.	395463R1	▲9620HD
Hose - Upper		●26510
Hose - Lower		●26507
Hose - By Pass; (5/8" I.D.)		28441
656 Farmall		
IH 6-Cyl. 263		
1972-1965		
Belt - Fan	393415R1	▲9470HD
Belt - W.P. & Alt./Gen.; Ser. No. 23107 & Before		
332562R1		▲9463HD
Belt - A.C.	395463R1	▲9620HD
Hose - Upper		●26510
Hose - Lower		●26509
Hose - By Pass		20338
IH 6-Cyl. 281 Diesel		
1972-1965		
Belt - Fan	403617R1	▲9470HD
Belt - W.P. & Alt./Gen.		▲9490HD
Belt - A.C.	395463R1	▲9620HD
Hose - Upper		●26510
Hose - Lower		●26507
Hose - By Pass; (5/8" I.D.)		28441
656 Hydro Farmall		
IH 6-Cyl. 263		
1973-1968		
Belt - Fan	393415R1	▲9470HD
Belt - W.P. & Alt./Gen.; Ser. No. 23107 & Before		
332562R1		▲9463HD
Belt - A.C.	395463R1	▲9620HD
Hose - Upper		●26510
Hose - Lower		●26509
Hose - By Pass		20338
IH 6-Cyl. 281 Diesel		
1973-1968		
Belt - Fan	403617R1	▲9470HD
Belt - W.P. & Alt./Gen.		▲9490HD
Belt - A.C.	395463R1	▲9620HD
Hose - Upper		●26510
Hose - Lower		●26507
Hose - By Pass; (5/8" I.D.)		28441

● Vulco-Flex® Coolant Hose.

Belts and Coolant Hose for Tractors Alphabetical

Application	Mfr. No.	Part No.
INTERNATIONAL HARVESTER - Continued		
656H		
IH 6-Cyl. 263		
1973-1967		
Belt - Fan	403348R1	▲9463HD
Belt - W.P. & Alt.	403617R1	▲9470HD
Hose - Upper		●26510
Hose - Lower		●26509
Hose - By Pass		20338
IH 6-Cyl. 281 Diesel		
1973-1967		
Belt - Fan; W/44" Belt O.C.	396829R1	▲9440HD
Belt - Fan; W/48 1/4" Belt O.C.	378113R2	▲9480HD
Belt - Fan; W/49 1/4" Belt O.C.	385738R1	▲9490HD
Belt - Fan; W/51 1/4" Belt O.C.	396830R1	▲9510HD
Belt - W.P. & Alt./Gen.		▲9490HD
Belt - A.C.	395463R1	▲9620HD
Hose - Upper		●26510
Hose - Lower		●26507
Hose - By Pass; (5/8" I.D.)		28441
660 Tractor		
IH 6-Cyl. 263		
1963-1959		
Belt - Fan	372596R1	▲9480HD
Belt - W.P. & Gen.	369290R1	▲9463HD
Hose - Lower		●26509
Hose - By Pass		20338
IH 6-Cyl. 281 Diesel		
1963-1959		
Belt - Fan	372596R1	▲9480HD
Belt - W.P. & Gen.	190502R1	▲9490HD
Hose - Lower		●26507
664		
IH 4-Cyl. 239 Diesel		
1974-1972		
Belt - Fan & Alt./Gen.	401128R2	▲9580HD
Hose - Lower		●26511
666; 666 Farmall		
IH 6-Cyl. 291		
1976-1972		
Belt - Fan; Ser. No. 11050 & Before	403617R1	▲9470HD
Belt - Fan; Ser. No. 11051 & After	406097R1	▲9570HD
Belt - W.P. & Alt.; W/47 1/4" Belt O.C.	393415R1	▲9470HD
Belt - W.P. & Alt.; W/64 1/4" Belt O.C.	530186R1	▲9640HD
Hose - Lower		●26510
Hose - By Pass		20338
IH 6-Cyl. 312 Diesel		
1976-1972		
Belt - Fan	393415R1	▲9470HD
Belt - W.P. & Alt.	65999C1	TR24638
Hose - Upper		●26516
Hose - By Pass; (1 1/4" I.D.)		24220
674		
IH 4-Cyl. 238 Diesel		
1978-1973		
Belt - Fan & Alt.; W/Syncro Mesh Trans.	403303R1	7545
684		
IH 4-Cyl. 239 Diesel		
1984-1978		
Belt - Fan & Alt.	527470R1	▲9605HD
686		
IH 6-Cyl. 291		
1981-1976		
Belt - Fan	403617R1	▲9470HD

Application	Mfr. No.	Part No.
INTERNATIONAL HARVESTER - Continued		
686 - Continued		
IH 6-Cyl. 291 - Continued		
1981-1976 - Continued		
Belt - W.P. & Alt.	530186R1	▲9640HD
Hose - Lower		●26510
Hose - By Pass		20338
IH 6-Cyl. 312 Diesel		
1981-1976		
Belt - Fan	403617R1	▲9470HD
Belt - W.P. & Alt.	65999R1	TR24638
Hose - Upper		●26516
Hose - By Pass; (1 1/4" I.D.)		24220
706		
IH 6-Cyl. 263		
1965-1963		
Belt - Fan; W/47 1/4" Belt O.C.	393415R1	▲9470HD
Belt - Fan; W/48 1/4" Belt O.C.	378113R1	▲9480HD
Belt - W.P. & Alt./Gen.; W/46 1/2" Belt O.C.		▲9463HD
Belt - W.P. & Alt.; W/47 1/4" Belt O.C.	393415R1	▲9470HD
Belt - W.P. & Gen.	316250R1	▲9490HD
Hose - Upper; Ser. No. 37236 & Before		●26510
Hose - Lower; Ser. No. 5273 & Before		●26509
Hose - Lower; Ser. No. 5274 & After		●26510
Hose - By Pass		20338
IH 6-Cyl. 282 Diesel		
1965-1963		
Belt - Fan; Ser. No. 49663 & Before	378113R1	▲9480HD
Belt - Fan; Ser. No. 49664 & After	385674R1	▲9490HD
Belt - W.P. & Alt./Gen.; W/49 1/4" Belt O.C.		▲9490HD
Belt - W.P. & Alt.; W/64 1/4" Belt O.C.	396543R1	▲9640HD
Belt - A.C.; W/62 1/4" Belt O.C.	395463R1	▲9620HD
Belt - A.C.; W/72 1/4" Belt O.C.	397397R1	▲9720HD
Hose - Upper; Ser. No. 5273 & Before		●26510
Hose - Upper; Ser. No. 5274 & After		or ●20611
Hose - Lower; Ser. No. 5273 & Before(2" I.D.)		or ●26508
Hose - Lower; Ser. No. 5273 & Before		●24232
Hose - Lower; Ser. No. 5274 & After		●26507
Hose - Lower; Ser. No. 5274 & After		●26524
Hose - By Pass; (5/8" I.D.)		28441
IH 6-Cyl. 291		
1967-1966		
Belt - Fan; W/47 1/4" Belt O.C.	393415R1	▲9470HD
Belt - Fan; W/48 1/4" Belt O.C.	378113R1	▲9480HD
Belt - W.P. & Alt./Gen.; W/46 1/2" Belt O.C.		▲9463HD
Belt - W.P. & Alt.; W/47 1/4" Belt O.C.	393415R1	▲9470HD
Belt - W.P. & Gen.	316250R1	▲9490HD
Hose - Upper; Ser. No. 37236 & Before		●26510
Hose - Lower; Ser. No. 5273 & Before		●26509
Hose - Lower; Ser. No. 5274 & After		●26510
Hose - By Pass		20338
IH 6-Cyl. 310 Diesel		
1967-1966		
Belt - Fan; Ser. No. 49663 & Before	378113R1	▲9480HD
Belt - Fan; Ser. No. 49664 & After	385674R1	▲9490HD
Belt - W.P. & Alt./Gen.; W/49 1/4" Belt O.C.		▲9490HD
Belt - W.P. & Alt.; W/64 1/4" Belt O.C.	396543R1	▲9640HD
Belt - A.C.; W/62 1/4" Belt O.C.	395463R1	▲9620HD
Belt - A.C.; W/72 1/4" Belt O.C.	397397R1	▲9720HD
Hose - Upper; Ser. No. 5273 & Before		●26510
Hose - Upper; Ser. No. 5274 & After		or ●20611
Hose - Lower; Ser. No. 5273 & Before(2" I.D.)		or ●26508
Hose - Lower; Ser. No. 5273 & Before		●24232
Hose - Lower; Ser. No. 5274 & After		●26507
Hose - Lower; Ser. No. 5274 & After		●26524
Hose - By Pass; (5/8" I.D.)		28441

▲ Standard Belt May Also Be Available.
%< Cut to Fit.

● Vulco-Flex® Coolant Hose.

Belts and Coolant Hose for Tractors Alphabetical

Application	Mfr. No.	Part No.
INTERNATIONAL HARVESTER - Continued		
706 Farmall		
IH 6-Cyl. 263		
1967-1963		
Belt - Fan; W/47 1/4" Belt O.C.	393415R1	▲9470HD
Belt - Fan; W/48 1/4" Belt O.C.	378113R1	▲9480HD
Belt - W.P. & Alt./Gen.; W/46 1/2" Belt O.C.		▲9463HD
Belt - W.P. & Alt.; W/47 1/4" Belt O.C.	393415R1	▲9470HD
Belt - W.P. & Gen.	316250R1	▲9490HD
Hose - Upper; Ser. No. 37236 & Before		●26510
Hose - Lower; Ser. No. 37236 & Before		●26509
Hose - Lower; Ser. No. 37237 & After		●26510
Hose - By Pass		20338
IH 6-Cyl. 263 LPG		
1967-1963		
Hose - Upper; Ser. No. 37236 & Before		●26510
Hose - Lower; Ser. No. 37236 & Before		●26509
Hose - Lower; Ser. No. 37237 & After		●26510
Hose - By Pass		20338
IH 6-Cyl. 282 Diesel		
1967-1963		
Belt - Fan; Ser. No. 49663 & Before	378113R1	▲9480HD
Belt - Fan; Ser. No. 49664 & After	385674R1	▲9490HD
Belt - W.P. & Alt./Gen.; W/49 1/4" Belt O.C.		▲9490HD
Belt - W.P. & Alt.; W/64 1/4" Belt O.C.	396543R1	▲9640HD
Belt - A.C.; W/62 1/4" Belt O.C.	395463R1	▲9620HD
Belt - A.C.; W/72 1/4" Belt O.C.	397397R1	▲9720HD
Hose - Upper; Ser. No. 37236 & Before		●26510
Hose - Upper; Ser. No. 37237 & After		or ●20611
Hose - Lower; Ser. No. 37237 & After		●26508
Hose - By Pass; (5/8" I.D.)		●26524
		28441
IH 6-Cyl. 291		
1967-1963		
Hose - Upper; Ser. No. 37236 & Before		●26510
Hose - Lower; Ser. No. 37236 & Before		●26509
Hose - Lower; Ser. No. 37237 & After		●26510
Hose - By Pass		20338
IH 6-Cyl. 291 LPG		
1967-1963		
Hose - Upper; Ser. No. 37236 & Before		●26510
Hose - Lower; Ser. No. 37236 & Before		●26509
Hose - Lower; Ser. No. 37237 & After		●26510
Hose - By Pass		20338
IH 6-Cyl. 310 Diesel		
1967-1963		
Hose - Upper; Ser. No. 37236 & Before		●26510
Hose - Upper; Ser. No. 37237 & After		or ●20611
		●26508
Hose - Lower; Ser. No. 37237 & After		●26524
Hose - By Pass; (1 1/2" I.D.)		24224
756; 756 Farmall		
IH 6-Cyl. 291		
1971-1967		
Belt - Fan; W/47 1/4" Belt O.C.	393415R1	▲9470HD
Belt - Fan; W/48 1/4" Belt O.C.	378113R1	▲9480HD
Belt - W.P. & Alt./Gen.; W/46 1/2" Belt O.C.		▲9463HD
Belt - W.P. & Alt.; W/47 1/4" Belt O.C.	393415R1	▲9470HD
Belt - W.P. & Gen.	316250R1	▲9490HD
Hose - Lower		●26510
IH 6-Cyl. 310 Diesel		
1971-1967		
Belt - Fan	396543R1	▲9640HD
Belt - W.P. & Alt./Gen.; W/49 1/4" Belt O.C.		▲9490HD
Belt - W.P. & Alt.; W/64 1/4" Belt O.C.	396543R1	▲9640HD
Belt - A.C.	395463R1	▲9620HD
Hose - Upper		or ●20611
Hose - Lower		●26508
		●26524

▲ Standard Belt May Also Be Available.
 or Cut to Fit.

Application	Mfr. No.	Part No.
INTERNATIONAL HARVESTER - Continued		
756; 756 Farmall - Continued		
IH 6-Cyl. 310 Diesel - Continued		
1971-1967 - Continued		
Hose - By Pass; (1 1/2" I.D.)		24224
766; 766 Farmall		
IH 6-Cyl. 291		
1976-1971		
Belt - Fan	403617R1	▲9470HD
Belt - W.P. & Alt.	403617R1	▲9470HD
Belt - A.C.	242270R2	▲9380HD
IH 6-Cyl. 360 Diesel		
1976-1971		
Belt - W.P. & Alt.	532746R1	●TR22648
Belt - A.C.	242270R2	▲9380HD
Hose - Upper		●26516
Hose - Lower; (2 1/2" I.D.)		24240
784		
IH 4-Cyl. 246 Diesel		
1984-1978		
Belt - Fan & Alt.		▲9610HD
806		
IH 6-Cyl. 301		
1967-1963		
Belt - Fan; W/47 1/4" Belt O.C.	393415R1	▲9470HD
Belt - Fan; W/48 1/4" Belt O.C.	378113R1	▲9480HD
Belt - W.P. & Alt./Gen.; W/46 1/2" Belt O.C.		▲9463HD
Belt - W.P. & Alt.; W/47 1/4" Belt O.C.	393415R1	▲9470HD
Belt - A.C.	395463R1	▲9620HD
Hose - Lower		●26510
Hose - By Pass		20338
IH 6-Cyl. 361 Diesel		
1967-1963		
Belt - Fan & Alt.	385120R1	TR22664
Belt - Fan & Gen.	380060R1	TR22657
Belt - A.C.		9765
Hose - Upper		●26511
Hose - Lower; (1 1/2" I.D.)		24224
Hose - Lower		●26515
Hose - By Pass; (1 1/2" I.D.)		24224
806 Farmall		
IH 6-Cyl. 301		
1967-1963		
Belt - Fan; W/47 1/4" Belt O.C.	393415R1	▲9470HD
Belt - Fan; W/48 1/4" Belt O.C.	378113R1	▲9480HD
Belt - W.P. & Alt./Gen.; W/46 1/2" Belt O.C.		▲9463HD
Belt - W.P. & Alt.; W/47 1/4" Belt O.C.	393415R1	▲9470HD
Belt - A.C.	395463R1	▲9620HD
Hose - Lower		●26510
Hose - By Pass		20338
IH 6-Cyl. 301 LPG		
1967-1963		
Belt - Fan; W/47 1/4" Belt O.C.	393415R1	▲9470HD
Belt - Fan; W/48 1/4" Belt O.C.	378113R1	▲9480HD
Belt - W.P. & Alt./Gen.; W/46 1/2" Belt O.C.		▲9463HD
Belt - W.P. & Alt.; W/47 1/4" Belt O.C.	393415R1	▲9470HD
Belt - A.C.	395463R1	▲9620HD
IH 6-Cyl. 361 Diesel		
1967-1963		
Belt - Fan & Alt.	385120R1	TR22664
Belt - Fan & Gen.	380060R1	TR22657
Belt - A.C.		9765
Hose - Upper		●26511
Hose - Lower; (1 1/2" I.D.)		24224
Hose - Lower		●26515
Hose - By Pass; (1 1/2" I.D.)		24224

● Vulco-Flex® Coolant Hose.
 ● Two Required.

Belts and Coolant Hose for Tractors Alphabetical

Application	Mfr. No.	Part No.
INTERNATIONAL HARVESTER - Continued		
826		
IH 6-Cyl. 301		
1971-1969		
Belt - Fan & Alt.	403617R1	▲9470HD
Belt - W.P. & Alt.	403617R1	▲9470HD
Hose - Upper		●26509
Hose - Lower		●26524
IH 6-Cyl. 358 Diesel		
1971-1969		
Belt - Fan & Alt.	530076R1	▲9640HD
Hose - Upper		●26509
Hose - Lower		●26524
826 Farmall		
IH 6-Cyl. 358 Diesel		
1971-1969		
Belt - Fan & Alt.	530076R1	▲9640HD
Hose - Upper		●26509
Hose - Lower		●26524
826H; 826H Farmall		
IH 6-Cyl. 301		
1971-1969		
Belt - Fan & Alt.	403617R1	▲9470HD
Belt - W.P. & Alt.	403617R1	▲9470HD
Hose - Upper		●26509
Hose - Lower		●26524
IH 6-Cyl. 358 Diesel		
1971-1969		
Belt - Fan & Alt.	530076R1	▲9640HD
Hose - Upper		●26509
Hose - Lower		●26524
856; 856 Farmall		
IH 6-Cyl. 301		
1971-1967		
Belt - Fan	403617R1	▲9470HD
Belt - W.P. & Alt.	403617R1	▲9470HD
Belt - A.C.	395463R1	▲9620HD
Hose - Lower		●26510
Hose - By Pass		20338
IH 6-Cyl. 407 Diesel		
1971-1967		
Belt - Fan & Alt.	385120R2	TR22664
Belt - A.C.	395462R1	9765
Hose - Upper		●26511
Hose - Lower		●26516
Hose - By Pass		≧20573
884		
IH 4-Cyl. 268 Diesel		
1984-1978		
Belt - Fan & Alt.		▲9610HD
886		
IH 6-Cyl. 360 Diesel		
1981-1976		
Hose - Upper		●26516
Hose - Lower; (2 1/4" I.D.)		24236
966; 966 Farmall		
IH 6-Cyl. 414 Diesel		
1976-1971		
Belt - Fan & W.P.	532746R1	②TR22648
Belt - Fan & Alt.; W/Single Belt	532746R1	TR22648
Belt - Fan & Alt.; W/Dual Belts	537072R1	②TR22648
Belt - A.C.	242270R2	▲9380HD
Hose - Upper		●26516
Hose - Lower; (2 1/4" I.D.)		24236

Application	Mfr. No.	Part No.
INTERNATIONAL HARVESTER - Continued		
986		
IH 6-Cyl. 436 Diesel		
1981-1976		
Belt - Fan & Alt.; W/A.C.	532746R1	②TR22648
Belt - Fan & Alt.; W/O A.C.	532746R1	TR22648
Belt - Fan To A.C.	874097C1	▲9395HD
Hose - Upper		●26516
Hose - Lower; (2 1/4" I.D.)		24236
Hose - By Pass; (1 1/4" I.D.)		24220
1026 Hydro; 1026 Hydro Farmall		
IH 6-Cyl. 407 Diesel		
1971-1969		
Belt - Fan & Alt.	385120R2	TR22664
Belt - A.C.		▲9610HD
1066; 1066 Farmall		
IH 6-Cyl. 414 Diesel		
1976-1971		
Belt - Fan & Alt.; W/1/2" Belt T.W.; W/62 3/4" Belt O.C.	480240C91	②▲9625HD
Belt - Fan & Alt.; W/Single Belt; W/21/32" Belt T.W.; W/65" Belt O.C.	532746R1	TR22648
Belt - Fan & Alt.; W/Dual Belts; W/21/32" Belt T.W.; W/65" Belt O.C.	532746R1	②TR22648
Belt - W.P. & Alt.	532746R1	TR22648
Belt - A.C.; W/38 1/4" Belt O.C.	242270R2	▲9380HD
Belt - A.C.; W/39 3/4" Belt O.C.	874097C1	▲9395HD
Hose - Lower; (2 1/4" I.D.)		24236
1086		
IH 6-Cyl. 414 Diesel		
1981-1976		
Belt - Fan & Alt.; W/A.C.	532746R1	②TR22648
Belt - Fan & Alt.; W/O A.C.	532746R1	TR22648
Belt - A.C.	874097C1	▲9395HD
1206; 1206 Farmall		
IH 6-Cyl. 361 Diesel		
1967-1965		
Belt - Fan & Alt.		TR22664
Belt - A.C.		9765
Hose - Lower		●26515
Hose - By Pass		≧20267
1256; 1256 Farmall		
IH 6-Cyl. 407 Diesel		
1969-1967		
Belt - Fan & Alt.	385120R2	TR22664
Belt - A.C.		▲9610HD
Hose - Upper		●26511
Hose - Lower		●26516
Hose - By Pass		≧20573
1456; 1456 Farmall		
IH 6-Cyl. 407 Diesel		
1971-1969		
Belt - Fan & Alt.	385120R2	TR22664
Belt - A.C.		▲9610HD
Hose - Upper		●26511
Hose - Lower		●26516
Hose - By Pass		≧20573
1466; 1466 Farmall		
IH 6-Cyl. 436 Diesel		
1976-1971		
Belt - Fan & Alt.; W/1/2" Belt T.W.; W/62 3/4" Belt O.C.	480240C91	②▲9625HD
Belt - Fan & Alt.; W/Single Belt; W/21/32" Belt T.W.; W/65" Belt O.C.	532746R1	TR22648

▲ Standard Belt May Also Be Available.
≧ Cut to Fit.

● Vulco-Flex® Coolant Hose.
② Two Required.

Belts and Coolant Hose for Tractors Alphabetical

Application	Mfr. No.	Part No.	Application	Mfr. No.	Part No.
INTERNATIONAL HARVESTER - Continued			INTERNATIONAL HARVESTER - Continued		
1466; 1466 Farmall - Continued			2404 Industrial		
IH 6-Cyl. 436 Diesel - Continued			IH 4-Cyl. 135		
1976-1971 - Continued			1967-1960		
Belt - Fan & Alt.; W/Dual Belts; W/21/32" Belt T.W.; W/65" Belt O.C.	532746R1	②TR22648	Belt - Fan & Gen.	403580R1	7430
Belt - W.P. & Alt.	532746R1	TR22648	Hose - Lower; W/1 3/8" I.D. Hose(1 3/8" I.D.)		24222
Belt - A.C.; W/38 1/4" Belt O.C.	242270R2	▲9380HD	Hose - Lower; W/2" I.D. Hose(2" I.D.)		24232
Belt - A.C.; W/39 3/4" Belt O.C.	874097C1	▲9395HD	Hose - By Pass; (1/2" I.D.)		28439
Hose - Upper		●26523	2424 Industrial; 2424 Lo-Boy Industrial		
1468; 1468 Farmall			IH 4-Cyl. 146		
IH V-8 550 Diesel			1968-1964		
1974-1971			Belt - Fan & Gen. 403580R1 7430		
Belt - Fan; W/50 3/8" Belt O.C.	427205C91	②▲9500HD	IH 4-Cyl. 154 Diesel		
Belt - Fan; W/51 3/8" Belt O.C.		▲9510HD	1968-1964		
Belt - W.P. & Alt.	236161R2	7470	Belt - Fan		
Belt - A.C.	527621R1	7480	709502R1 TR22350		
Hose - Lower - Eng. To Pipe		☞20530	2444 Industrial; 2444 Lo-Boy Industrial		
1486			IH 4-Cyl. 152		
IH 6-Cyl. 436 Diesel			1971-1967		
1981-1976			Belt - Fan & Alt.; W/43 1/8" Belt O.C. 387920R1 7425		
Belt - Fan & Alt.; W/A.C.	532746R1	②TR22648	Belt - Fan & Alt./Gen.; W/43 5/8" Belt O.C. ... 403580R1 7430		
Belt - Fan & Alt.; W/O A.C.	532746R1	TR22648	Hose - Lower - Eng. To Pipe; (1 3/8" I.D.)		
Belt - Fan To A.C.	874097C1	▲9395HD	24222		
Hose - Upper		●26516	Hose - Lower - Pipe To Rad.; (2" I.D.)		
1566			24232		
IH 6-Cyl. 436 Diesel			Hose - By Pass; (1/2" I.D.)		
1976-1973			28439		
Belt - Fan & Alt.	532746R1	②TR22648	IH 4-Cyl. 154 Diesel		
Belt - A.C.	65337C2	▲9375HD	1971-1967		
Hose - Upper		●26523	Belt - Fan		
1568			237153R1 TR22373		
IH V-8 550 Diesel			Belt - Alt. 401691R1 ▲9341HD		
1976-1973			Hose - Upper		
Belt - Fan	242268R1	②▲9500HD	☞20065		
Belt - Alt.	236161R2	7470	Hose - Lower		
Hose - Lower - Eng. To Pipe		☞20530	or ●20661		
1586			●25251		
IH 6-Cyl. 436 Diesel			2500A		
1981-1976			IH 4-Cyl. 200		
Belt - Fan & Alt.; W/A.C.	532746R1	②TR22648	1974-1970		
Belt - Fan & Alt.; W/O A.C.	532746R1	TR22648	Belt - Fan & Alt./Gen. 532031R2 7525		
Belt - Fan To A.C.	874097C1	▲9395HD	Hose - Lower		
Hose - Upper		●26516	or ●25480		
2400A; 2400A Lo-Boy			IH 4-Cyl. 239 Diesel		
IH 4-Cyl. 157			1974-1970		
1974-1970			Belt - Fan & Alt./Gen. 534311R1 ▲9610HD		
Belt - Fan & Alt.	523030R2	7530	Belt - W.P. & Alt. 403303R1 7545		
Hose - Upper		☞21660	Hose - Upper		
or ●25474			☞20957		
IH 4-Cyl. 179 Diesel			2500A Lo-Boy		
1974-1970			IH 4-Cyl. 200		
Belt - Fan & Alt.	534310R1	▲9630HD	1974-1970		
Hose - Upper		●26503	Belt - Fan & Alt./Gen. 532031R2 7525		
2400B; 2400B Lo-Boy			IH 4-Cyl. 239 Diesel		
IH 4-Cyl. 157			1974-1970		
1977-1974			Belt - Fan & Alt./Gen. 534311R1 ▲9610HD		
Hose - Lower		☞21660	Belt - W.P. & Alt. 403303R1 7545		
or ●25474			Hose - Upper		
IH 4-Cyl. 179 Diesel			or ●26501		
1977-1974			2500B		
Hose - Lower		☞21660	IH 4-Cyl. 200		
or ●25474			1977-1974		
			Belt - Fan & Alt. 532030R2 7520		
			Hose - Lower		
			or ●25474		

② Two Required.
● Vulco-Flex® Coolant Hose.

▲ Standard Belt May Also Be Available.
☞ Cut to Fit.

Belts and Coolant Hose for Tractors Alphabetical

Application	Mfr. No.	Part No.
INTERNATIONAL HARVESTER - Continued		
2500B Lo-Boy		
IH 4-Cyl. 200		
1977-1974		
Belt - Fan & Alt.	532030R2	7520
IH 4-Cyl. 239 Diesel		
1977-1974		
Belt - Fan & Alt./Gen.	534311R1	▲9610HD
Belt - W.P. & Alt.	403303R1	7545
2504 Industrial		
IH 4-Cyl. 152		
1968-1960		
Hose - Upper		✂20206
	or	●26509
Hose - Lower - Eng. To Pipe; (1 3/8" I.D.)		24222
Hose - Lower - Pipe To Rad.; (2 1/2" I.D.)		24240
Hose - By Pass; (1/2" I.D.)		28439
IH 4-Cyl. 188 Diesel		
1968-1960		
Hose - Upper		✂20206
	or	●26509
Hose - Lower - Eng. To Pipe; (2" I.D.)		24232
Hose - Lower - Pipe To Rad.; (2 1/2" I.D.)		24240
Hose - By Pass		20338
2544 Industrial		
IH 4-Cyl. 200		
1973-1968		
Belt - Fan & Alt.	403303R1	7545
Belt - Fan & Gen.	314606C2	7541
Hose - Lower		●25527
IH 4-Cyl. 239 Diesel		
1973-1968		
Belt - Fan	534311R1	▲9610HD
Belt - Fan & Alt.	401128R1	▲9580HD
Belt - W.P. & Alt.	315969R1	▲9490HD
2606 Industrial		
IH 6-Cyl. 236 Diesel		
1967-1962		
Belt - Fan & Gen.; Ser. No. 13949 & Before ..	316250R1	▲9490HD
Belt - Fan & Gen.; Ser. No. 13950 & After	382228R1	▲9520HD
Hose - Upper		✂20611
Hose - Lower; (2" I.D.)		24232
Hose - By Pass; (5/8" I.D.)		28441
2656 Industrial		
IH 6-Cyl. 263		
1973-1966		
Belt - Fan	396829R1	▲9440HD
Belt - W.P. & Alt.	403617R1	▲9470HD
Hose - Upper		●26510
Hose - Lower		●26509
Hose - By Pass		20338
IH 6-Cyl. 281 Diesel		
1973-1966		
Belt - Fan; W/44" Belt O.C.	396829R1	▲9440HD
Belt - Fan; W/48 1/4" Belt O.C.	378113R2	▲9480HD
Belt - Fan; W/49 1/4" Belt O.C.	385738R1	▲9490HD
Belt - Fan; W/51 1/4" Belt O.C.	396830R1	▲9510HD
Belt - W.P. & Alt./Gen.		▲9490HD
Belt - A.C.	395463R1	▲9620HD
Hose - Upper		●26510
Hose - Lower		●26507
Hose - By Pass; (5/8" I.D.)		28441

Application	Mfr. No.	Part No.
INTERNATIONAL HARVESTER - Continued		
2706 Industrial		
IH 6-Cyl. 263		
1967-1963		
Belt - Fan; W/47 1/4" Belt O.C.	393415R1	▲9470HD
Belt - Fan; W/48 1/4" Belt O.C.	378113R1	▲9480HD
Belt - W.P. & Alt./Gen.; W/46 1/2" Belt O.C.		▲9463HD
Belt - W.P. & Alt.; W/47 1/4" Belt O.C.	393415R1	▲9470HD
Belt - W.P. & Gen.	316250R1	▲9490HD
Hose - Upper; Ser. No. 37236 & Before		●26510
Hose - Lower; Ser. No. 5273 & Before		●26509
Hose - Lower; Ser. No. 5274 & After		●26510
Hose - By Pass		20338
IH 6-Cyl. 282 Diesel		
1967-1963		
Belt - Fan; Ser. No. 49663 & Before	378113R1	▲9480HD
Belt - Fan; Ser. No. 49664 & After	385674R1	▲9490HD
Belt - W.P. & Alt./Gen.; W/49 1/4" Belt O.C.		▲9490HD
Belt - W.P. & Alt.; W/64 1/4" Belt O.C.	396543R1	▲9640HD
Belt - A.C.; W/62 1/4" Belt O.C.	395463R1	▲9620HD
Belt - A.C.; W/72 1/4" Belt O.C.	397397R1	▲9720HD
Hose - Upper; Ser. No. 5273 & Before		●26510
Hose - Upper; Ser. No. 5274 & After		✂20611
	or	●26508
Hose - Lower; Ser. No. 5273 & Before(2" I.D.)		24232
Hose - Lower; Ser. No. 5273 & Before		●26507
Hose - Lower; Ser. No. 5274 & After		●26524
Hose - By Pass; (5/8" I.D.)		28441
2756 Industrial		
IH 6-Cyl. 291		
1971-1969		
Belt - Fan; W/47 1/4" Belt O.C.	393415R1	▲9470HD
Belt - Fan; W/48 1/4" Belt O.C.	378113R1	▲9480HD
Belt - W.P. & Alt./Gen.; W/46 1/2" Belt O.C.		▲9463HD
Belt - W.P. & Alt.; W/47 1/4" Belt O.C.	393415R1	▲9470HD
Belt - W.P. & Gen.	316250R1	▲9490HD
Hose - Lower		●26510
IH 6-Cyl. 310 Diesel		
1971-1969		
Belt - Fan	396543R1	▲9640HD
Belt - W.P. & Alt./Gen.; W/49 1/4" Belt O.C.		▲9490HD
Belt - W.P. & Alt.; W/64 1/4" Belt O.C.	396543R1	▲9640HD
Belt - A.C.	395463R1	▲9620HD
Hose - Upper		✂20611
	or	●26508
Hose - Lower		●26524
Hose - By Pass; (1 1/2" I.D.)		24224
2806 Industrial		
IH 6-Cyl. 301		
1967-1963		
Belt - Fan; W/47 1/4" Belt O.C.	393415R1	▲9470HD
Belt - Fan; W/48 1/4" Belt O.C.	378113R1	▲9480HD
Belt - W.P. & Alt./Gen.; W/46 1/2" Belt O.C.		▲9463HD
Belt - W.P. & Alt.; W/47 1/4" Belt O.C.	393415R1	▲9470HD
Belt - A.C.	395463R1	▲9620HD
Hose - Lower		●26510
Hose - By Pass		20338
IH 6-Cyl. 361 Diesel		
1967-1963		
Belt - Fan & Alt.	385120R1	TR22664
Belt - Fan & Gen.	380060R1	TR22657
Belt - A.C.		9765
Hose - Upper		●26511
Hose - Lower; (1 1/2" I.D.)		24224
Hose - Lower		●26515
Hose - By Pass; (1 1/2" I.D.)		24224

▲ Standard Belt May Also Be Available.
● Vulco-Flex® Coolant Hose.

✂ Cut to Fit.

Belts and Coolant Hose for Tractors Alphabetical

Application	Mfr. No.	Part No.
INTERNATIONAL HARVESTER - Continued		
2826 Industrial		
IH 6-Cyl. 358 Diesel		
1971-1969		
Belt - Fan & Alt.	530076R1	▲9640HD
Hose - Upper		●26509
Hose - Lower		●26524
2856 Industrial		
IH 6-Cyl. 301		
1971-1967		
Belt - Fan	403617R1	▲9470HD
Belt - W.P. & Alt.	403617R1	▲9470HD
Belt - A.C.	395463R1	▲9620HD
Hose - Lower		●26510
Hose - By Pass		20338
IH 6-Cyl. 407 Diesel		
1971-1967		
Belt - Fan & Alt.	385120R2	TR22664
Belt - A.C.	395462R1	9765
Hose - Upper		●26511
Hose - Lower		●26516
Hose - By Pass		⊗<20573
3088; 3288		
IH 6-Cyl. 358 Diesel		
1985-1981		
Belt - Fan & Alt.	80130C1	▲9640HD
Belt - A.C.; W/52 3/4" Belt O.C.	680614R1	▲9525HD
Belt - A.C.; W/54 1/4" Belt O.C.	280210C2	▲9540HD
3388		
IH 6-Cyl. 436 Diesel		
1981-1978		
Belt - Fan & Alt.	532746R1	⊗TR22648
Belt - A.C.	874097C1	▲9395HD
Hose - Upper		●26516
Hose - Lower - Eng. To Pipe; (2 3/4" I.D.)		24244
3400A Loader		
IH C175		
1976-1972		
Belt - Fan & Alt.	532030R2	7516
Hose - Lower		⊗<21660
	or	●25474
IH D179 Diesel		
1976-1972		
Belt - Fan & Alt.	534310R1	▲9630HD
Hose - Upper		●26503
3414 Loader		
IH BC144		
1967-1961		
Belt - Fan; W/31 3/4" Belt O.C.	48878D	▲9313HD
Belt - Fan; W/34 3/4" Belt O.C.	376371R1	TR22344
Belt - Alt.	401691R1	▲9341HD
Hose - Upper		⊗<20065
	or	●25472
Hose - Lower		●25251
IH 4-Cyl. 153 Diesel		
1967-1961		
Belt - Fan; W/31 3/4" Belt O.C.	48878D	▲9313HD
Belt - Fan; W/34 3/4" Belt O.C.	376371R1	TR22344
Belt - Alt.	401691R1	▲9341HD
Hose - Upper		⊗<20065
	or	●25472
Hose - Lower		●25251

▲ Standard Belt May Also Be Available.
⊗< Cut to Fit.

Application	Mfr. No.	Part No.
INTERNATIONAL HARVESTER - Continued		
3444 Loader		
IH BC144		
1971-1967		
Belt - Fan; W/31 3/4" Belt O.C.	48878D	▲9313HD
Belt - Fan; W/34 3/4" Belt O.C.	376371R1	TR22344
Belt - Alt.	401691R1	▲9341HD
IH 4-Cyl. 153 Diesel		
1971-1967		
Belt - Fan; W/31 3/4" Belt O.C.	48878D	▲9313HD
Belt - Fan; W/34 3/4" Belt O.C.	376371R1	TR22344
Belt - Alt.	401691R1	▲9341HD
3488		
IH 6-Cyl. 466 Diesel		
1985-1981		
Belt - W.P. & Alt.	532746R1	TR22648
Belt - A.C.; W/40 1/2" Belt O.C.	242269R2	▲9400HD
Belt - A.C.; W/42" Belt O.C.	1250587C1	▲9415HD
3500A Loader		
IH D239 Diesel		
1978-1972		
Belt - Fan & Alt.	403303R1	7545
3514 Loader		
IH 4-Cyl. 153		
1972-1965		
Belt - Fan		▲9490HD
Belt - W.P. & Gen.	151529R1	7440
Hose - Upper		●26510
Hose - Lower; (1 3/8" I.D.)		24222
Hose - By Pass; (1/2" I.D.)		28439
IH 4-Cyl. 175		
1972-1965		
Belt - Fan & Alt.	403303R1	7545
IH 4-Cyl. 188 Diesel		
1972-1965		
Belt - Fan	385674R1	▲9490HD
Belt - W.P. & Gen.	315969R1	▲9480HD
Hose - Upper		●26510
Hose - Lower; (2" I.D.)		24232
Hose - By Pass		20338
IH 4-Cyl. 239 Diesel		
1972-1965		
Belt - Fan & Alt.; W/Syncro Mesh Trans.	403303R1	7545
Belt - Fan & Alt.; W/O Syncro Mesh Trans. ...	401128R1	▲9580HD
3588		
IH 6-Cyl. 466 Diesel		
1981-1978		
Belt - Fan & Alt.	532746R1	⊗TR22648
Belt - A.C.	874097C1	▲9395HD
Hose - Upper		●26516
Hose - Lower; (2 3/4" I.D.)		24244
3688		
IH 6-Cyl. 436 Diesel		
1985-1982		
Belt - Fan	131201C91	TR24638
Belt - Fan & Alt.	532746R1	TR22648
Belt - Alt.	131201C91	TR24638
Belt - A.C.; W/40 1/4" Belt O.C.	242269R2	▲9400HD
Belt - A.C.; W/41 1/4" Belt O.C.	288202C2	▲9412HD
Belt - A.C.; W/41 7/8" Belt O.C.	1250587C1	▲9415HD
3788		
IH 6-Cyl. 466 Diesel		
1981-1980		
Belt - Fan & Alt.	532746R1	⊗TR22648

● Vulco-Flex® Coolant Hose.
⊗ Two Required.

Belts and Coolant Hose for Tractors Alphabetical

Application	Mfr. No.	Part No.
INTERNATIONAL HARVESTER - Continued		
3788 - Continued		
IH 6-Cyl. 466 Diesel - Continued		
1981-1980 - Continued		
Belt - A.C.	874097C1	▲9395HD
Hose - Upper		●26516
Hose - Lower; (2 3/4" I.D.)		24244
4100		
IH 6-Cyl. 429 Diesel		
1968-1965		
Belt - Fan	390460R1	TR28680
Belt - W.P. & Alt.	390461R1	TR22588
Belt - A.C.	396472R1	▲9650HD
Hose - By Pass; (1 1/2" I.D.)		24224
4156		
IH 6-Cyl. 429 Diesel		
1970-1969		
Belt - Fan	390460R1	TR28680
Belt - W.P. & Alt.	390461R1	TR22588
Belt - A.C.	396472R1	▲9650HD
Hose - Upper		●26532
Hose - Lower; (3" I.D.)		⊗24948
Hose - By Pass; (1 1/2" I.D.)		24224
4166		
IH 6-Cyl. 436 Diesel		
1976-1972		
Belt - W.P. & Alt.	532746R1	⊗TR22648
Belt - A.C.	65337C2	▲9375HD
Hose - Upper		●26524
Hose - Lower; (3" I.D.)		⊗24948
4300		
IH 6-Cyl. 817 Diesel		
1970-1967		
Belt - Gen.	173447H1	▲9470HD
Hose - Upper; (2 7/8" I.D.)		⊗24946
4366		
IH 6-Cyl. 466 Diesel		
1976-1973		
Belt - Fan	532746R1	⊗TR22648
Belt - A.C.; W/37 3/4" Belt O.C.	65337C2	▲9375HD
Belt - A.C.; W/38 3/4" Belt O.C.	131403C1	▲9385HD
Hose - Upper		●26513
4386		
IH 6-Cyl. 466 Diesel		
1981-1976		
Belt - Fan; Ser. No. 1499 & Before	532746R1	⊗TR22648
Belt - Fan; Ser. No. 1500 & After	131201C91	⊗TR24638
Belt - A.C.; Ser. No. 1499 & Before	65337C2	▲9375HD
Belt - A.C.; Ser. No. 1500 & After	131403C1	▲9385HD
Hose - Upper; (2 1/4" I.D.)		24236
Hose - Lower; (2 1/2" I.D.)		24240
4568		
IH V-8 798 Diesel		
1976-1975		
Belt - Fan & W.P.	680600C1	③TR22648
Belt - Alt. & A.C.; W/60 1/4" Belt O.C.	131304C1	②▲9600HD
Belt - Alt. & A.C.; W/62 1/4" Belt O.C.		②▲9620HD
Belt - Alt. & A.C.; W/63 1/4" Belt O.C.		②▲9630HD
Hose - Upper; (1 3/4" I.D.)		24228
Hose - Lower; (3" I.D.)		24248

Application	Mfr. No.	Part No.
INTERNATIONAL HARVESTER - Continued		
4586		
IH V-8 798 Diesel		
1981-1976		
Belt - Fan & W.P.; Ser. No. 1500 & Before	680600C1	④TR22648
Belt - Fan & W.P.; Ser. No. 1501 & After		④TR24638
Belt - Alt. & A.C.; W/60 1/4" Belt O.C.	131304C1	②▲9600HD
Belt - Alt. & A.C.; W/63 1/4" Belt O.C.		②▲9630HD
Hose - Upper; (1 3/4" I.D.)		24228
Hose - Lower; (3" I.D.)		24248
4786		
IH V-8 798 Diesel		
1981-1978		
Belt - Fan & W.P.	680600C1	③TR22648
Belt - Alt. & A.C.		②▲9600HD
Hose - Upper; (1 3/4" I.D.)		24228
Hose - Lower - Eng. To Pipe; (2 1/2" I.D.)		24240
Hose - Lower - Pipe To Rad.; (2 3/4" I.D.)		24244
5088		
IH 6-Cyl. 436 Diesel		
1985-1981		
Belt - Fan & Alt.; W/A.C.	65999C1	⊗TR24638
Belt - Fan & Alt.; W/O A.C.	532746R1	TR22648
Belt - A.C.	1250587C1	▲9415HD
5288; 5488		
IH 6-Cyl. 466 Diesel		
1985-1981		
Belt - Fan & Alt.; W/A.C.	65999C1	⊗TR24638
Belt - Fan & Alt.; W/O A.C.	532746R1	TR22648
Belt - A.C.	1250587C1	▲9415HD
6388		
IH 6-Cyl. 436 Diesel		
1985-1981		
Belt - Fan & Alt.	532746R1	⊗TR22648
Belt - A.C.		▲9415HD
Hose - Lower - Pipe To Rad.; (2 3/4" I.D.)		24444
Hose - By Pass		21461
6588; 6788		
IH 6-Cyl. 466 Diesel		
1985-1981		
Belt - Fan & Alt.	532746R1	⊗TR22648
Belt - A.C.		▲9415HD
Hose - Lower - Pipe To Rad.; (2 3/4" I.D.)		24444
Hose - By Pass		21461
7288		
IH 6-Cyl. 466 Diesel		
1985		
Belt - Fan & Alt.	537072R91	⊗TR22648
Belt - A.C.	164550R2	▲9425HD
7488		
IH 6-Cyl. 466 Diesel		
1985		
Belt - Fan & Alt.	65999C1	⊗TR24638
Belt - A.C.	1250587C1	▲9415HD
21206 Industrial		
IH 6-Cyl. 361 Diesel		
1967-1965		
Belt - Fan & Alt.		TR22664
Belt - A.C.		9765
Hose - Lower		●26515
Hose - By Pass		⊗<20267

▲ Standard Belt May Also Be Available.
 ⊗ Use Wire Inserted Green Stripe® Coolant Hose.
 ③ Three Required.
 ⊗< Cut to Fit.

● Vulco-Flex® Coolant Hose.
 ② Two Required.
 ④ Four Required.

Belts and Coolant Hose for Tractors Alphabetical

Application	Mfr. No.	Part No.
INTERNATIONAL HARVESTER - Continued		
21256 Industrial		
IH 6-Cyl. 407 Diesel		
1969-1967		
Belt - Fan & Alt.	385120R2	TR22664
Belt - A.C.		♣9610HD
A Farmall		
IH 4-Cyl. 113		
1947-1939		
Belt - Fan	46869D	TR26341
Belt - W.P.	48032DA	TR24379
Belt - Gen.; W/Bosch Compr.	52318DA	9279
Belt - Gen.; W/Delco Compr.	49291D	9260
AV Farmall		
IH 4-Cyl. 113		
1947-1941		
Belt - Fan	46869D	TR26341
Belt - W.P.	48032DA	TR24379
Belt - Gen.; W/Bosch Compr.	52318DA	9279
Belt - Gen.; W/Delco Compr.	49291D	9260
B Farmall		
IH 4-Cyl. 113		
1947-1939		
Belt - Fan	46869D	TR26341
Belt - W.P.	48032DA	TR24379
Belt - Gen.; W/Bosch Compr.	52318DA	9279
Belt - Gen.; W/Delco Compr.	49291D	9260
C Farmall		
IH 4-Cyl. 113		
1951-1948		
Belt - Fan	46869D	TR26341
Belt - W.P.	48032DA	TR24379
Belt - Gen.; W/Bosch Compr.	52318DA	9279
Belt - Gen.; W/Delco Compr.	49291D	9260
Cub		
IH 4-Cyl. 60		
1979-1964		
Belt - Fan	251428R1	TR24315
Belt - Gen.; Ser. No. 501 Thru 165152	351321R1	6821
Belt - Gen.; Ser. No. 165153 & After	358213R1	2220
Hose - Upper; (1 3/4" I.D.)		24228
Hose - Lower; (1 5/8" I.D.)		24226
Cub Farmall		
IH 4-Cyl. 60		
1964-1947		
Belt - Fan	251428R1	TR24315
Belt - Gen.; Ser. No. 501 Thru 165152	351321R1	6821
Belt - Gen.; Ser. No. 165153 & After	358213R1	2220
Hose - Upper; (1 3/4" I.D.)		24228
Hose - Lower; (1 5/8" I.D.)		24226
Cub Lo-Boy		
IH 4-Cyl. 60		
1968-1955		
Belt - Fan	251428R1	TR24315
Cub Lo-Boy 154		
IH 4-Cyl. 60		
1974-1968		
Belt - Fan & Gen.	527621R1	7480

Application	Mfr. No.	Part No.
INTERNATIONAL HARVESTER - Continued		
Cub Lo-Boy 184		
IH 4-Cyl. 60		
1980-1977		
Belt - Fan & Gen.	527621R1	7480
Cub Lo-Boy 185		
IH 4-Cyl. 60		
1976-1974		
Belt - Fan & Gen.	527621R1	7480
Cub Lo-Boy Farmall		
IH 4-Cyl. 60		
1968-1955		
Belt - Fan	251428R1	TR24315
Farmall Regular		
IH 4-Cyl. 221		
1932-1924		
Belt - Fan	369290R1	♣9463HD
Belt - W.P.	304019R1	♣9490HD
H Farmall		
IH 4-Cyl. 152		
1953-1939		
Belt - Fan	368085R1	TR24379
Belt - Gen.	48878D	♣9313HD
Hose - Upper; (1 3/4" I.D.)		24228
Hose - Lower; (1 1/2" I.D.)		24224
HV Farmall		
IH 4-Cyl. 152		
1953-1942		
Belt - Fan	368085R1	TR24379
Belt - Gen.	48878D	♣9313HD
Hose - Upper; (1 3/4" I.D.)		24228
Hose - Lower; (1 1/2" I.D.)		24224
I-6 McCormick-Deering		
IH 4-Cyl. 248		
1953-1940		
Belt - Fan	16131D	TR30467
Belt - Gen.; W/Bosch Compr.	54857DB	9300
Belt - Gen.; W/Delco Compr.	52318DA	♣9335HD
I-9 McCormick-Deering		
IH 4-Cyl. 335		
1953-1940		
Belt - Fan	48042D	TR30484
Belt - Gen.	54867D	♣9355HD
ID-6 McCormick-Deering		
IH 4-Cyl. 248 Diesel		
1953-1940		
Belt - Fan; W/47 1/4" Belt O.C.	16131D	TR30467
Belt - Fan; W/48 7/8" Belt O.C.	48042D	TR30484
Belt - Gen.; W/Bosch Compr.	54857DB	9300
Belt - Gen.; W/Delco Compr.	52318DA	9279
ID-9 McCormick-Deering		
IH 4-Cyl. 335 Diesel		
1953-1940		
Belt - Fan; W/47 1/4" Belt O.C.	16131D	TR30467
Belt - Fan; W/48 7/8" Belt O.C.	48042D	TR30484
Belt - Gen.; W/Bosch Compr.	54857DB	9300
Belt - Gen.; W/Delco Compr.	52318DA	9279

♣ Standard Belt May Also Be Available.

Belts and Coolant Hose for Tractors Alphabetical

Application	Mfr. No.	Part No.
INTERNATIONAL HARVESTER - Continued		
M Farmall		
IH 4-Cyl. 248		
1952-1939		
Belt - Fan	277448R1	TR30467
Belt - Gen.; W/Bosch Compr.	54867D	▲9355HD
Belt - Gen.; W/Delco Compr.	49341D	▲9335HD
Hose - Upper; (2 1/8" I.D.)		24234
Hose - Lower - Eng. To Pipe; (2" I.D.)		24232
Hose - Lower - Pipe To Rad.; (2" I.D.)		24232
MD Farmall; MDV Farmall		
IH 4-Cyl. 248 Diesel		
1952-1941		
Belt - Fan	16131D	TR30467
Belt - Gen.; W/Bosch Compr.	54857DB	9300
Belt - Gen.; W/Delco Compr.	52318DA	9279
Hose - Upper; (2 1/8" I.D.)		24234
Hose - Lower - Eng. To Pipe; (2" I.D.)		24232
Hose - Lower - Pipe To Rad.; (2" I.D.)		24232
MV Farmall		
IH 4-Cyl. 248		
1952-1939		
Belt - Fan	277448R1	TR30467
Belt - Gen.; W/Bosch Compr.	54867D	▲9355HD
Belt - Gen.; W/Delco Compr.	49341D	▲9335HD
Hose - Upper; (2 1/8" I.D.)		24234
Hose - Lower - Eng. To Pipe; (2" I.D.)		24232
Hose - Lower - Pipe To Rad.; (2" I.D.)		24232
O-4 McCormick		
IH 4-Cyl. 152		
1953-1940		
Belt - Fan	48032D	TR24379
Belt - Gen.		▲9309HD
Hose - Upper; (1 3/4" I.D.)		24228
Hose - Lower - Eng. To Pipe; (1 1/2" I.D.)		24224
Hose - Lower - Pipe To Rad.; (1 1/2" I.D.)		24224
O-6 McCormick		
IH 4-Cyl. 248		
1953-1940		
Belt - Fan	16131D	TR30467
Belt - Gen.; W/Bosch Compr.	54867D	▲9355HD
Belt - Gen.; W/Delco Compr.	49341D	▲9335HD
Hose - Upper; (2 1/8" I.D.)		24234
Hose - Lower - Eng. To Pipe; (2" I.D.)		24232
Hose - Lower - Pipe To Rad.; (2" I.D.)		24232
OS-4 McCormick		
IH 4-Cyl. 152		
1953-1944		
Belt - Fan	48032D	TR24379
Belt - Gen.		▲9309HD
Hose - Upper; (1 3/4" I.D.)		24228
Hose - Lower - Eng. To Pipe; (1 1/2" I.D.)		24224
Hose - Lower - Pipe To Rad.; (1 1/2" I.D.)		24224
OS-6 McCormick		
IH 4-Cyl. 248		
1953-1944		
Belt - Fan	16131D	TR30467
Belt - Gen.; W/Bosch Compr.	54867D	▲9355HD
Belt - Gen.; W/Delco Compr.	49341D	▲9335HD
Hose - Upper; (2 1/8" I.D.)		24234
Hose - Lower - Eng. To Pipe; (2" I.D.)		24232
Hose - Lower - Pipe To Rad.; (2" I.D.)		24232

Application	Mfr. No.	Part No.
INTERNATIONAL HARVESTER - Continued		
Super A1 Farmall; Super A Farmall		
IH 4-Cyl. 113		
1954-1947		
Belt - Fan	46869D	TR26341
Belt - W.P.	48032DA	TR24379
Belt - Gen.; W/Bosch Compr.	52318DA	9279
Belt - Gen.; W/Delco Compr.	49291D	9260
Super C Farmall		
IH 4-Cyl. 123		
1954-1951		
Belt - Fan	368084R1	TR26353
Belt - W.P.	48032DA	TR24379
Belt - Gen.; W/Bosch Compr.	52318DA	9279
Belt - Gen.; W/Delco Compr.	49291D	9260
Super H Farmall; Super HV Farmall		
IH 4-Cyl. 164		
1954-1952		
Belt - Fan	368085R1	TR24379
Belt - Gen.	48878D	▲9313HD
Super M Farmall		
IH 4-Cyl. 264		
1954-1952		
Belt - Fan	277448R1	TR30467
Belt - Gen.; W/Bosch Compr.	54867D	▲9355HD
Belt - Gen.; W/Delco Compr.	49341D	▲9335HD
Hose - Upper; (2 1/8" I.D.)		24234
Hose - Lower - Eng. To Pipe; (2" I.D.)		24232
Hose - Lower - Pipe To Rad.; (2" I.D.)		24232
IH 4-Cyl. 264 LPG		
1954-1952		
Belt - Fan	277448R1	TR30467
Belt - Gen.; W/Bosch Compr.	54867D	▲9355HD
Belt - Gen.; W/Delco Compr.	49341D	▲9335HD
Hose - Upper; (2 1/8" I.D.)		24234
Hose - Lower - Eng. To Pipe; (2" I.D.)		24232
Hose - Lower - Pipe To Rad.; (2" I.D.)		24232
Super M-TA Farmall		
IH 4-Cyl. 264		
1954		
Belt - Fan	69490DA	TR30467
Belt - Gen.	49341D	▲9335HD
Hose - Upper; (2 1/8" I.D.)		24234
Hose - Lower; (2" I.D.)		24232
IH 4-Cyl. 264 LPG		
1954		
Belt - Fan	69490DA	TR30467
Belt - Gen.	49341D	▲9335HD
Hose - Upper; (2 1/8" I.D.)		24234
Hose - Lower; (2" I.D.)		24232
Super MD Farmall		
IH 4-Cyl. 264 Diesel		
1954-1952		
Belt - Fan	16131D	TR30467
Belt - Gen.; W/Bosch Compr.	54857DB	9300
Belt - Gen.; W/Delco Compr.	52318DA	9279
Super MV Farmall		
IH 4-Cyl. 264		
1954-1952		
Hose - Upper; (2 1/8" I.D.)		24234
Hose - Lower - Eng. To Pipe; (2" I.D.)		24232
Hose - Lower - Pipe To Rad.; (2" I.D.)		24232

▲ Standard Belt May Also Be Available.

Belts and Coolant Hose for Tractors Alphabetical

Application	Mfr. No.	Part No.
INTERNATIONAL HARVESTER - Continued		
Super MV Farmall - Continued		
IH 4-Cyl. 264 LPG		
1954-1952		
Hose - Upper; (2 1/8" I.D.)		24234
Hose - Lower - Eng. To Pipe; (2" I.D.)		24232
Hose - Lower - Pipe To Rad.; (2" I.D.)		24232
Super MV-TA Farmall		
IH 4-Cyl. 264		
1955-1954		
Belt - Fan	69490DA	TR30467
Belt - Gen.	49341D	▲9335HD
IH 4-Cyl. 264 LPG		
1955-1954		
Belt - Fan	69490DA	TR30467
Belt - Gen.	49341D	▲9335HD
Super W-4 McCormick		
IH 4-Cyl. 164		
1954-1953		
Belt - Fan	48032D	TR24379
Belt - Gen.	48878D	▲9313HD
Super W-6 McCormick		
IH 4-Cyl. 264		
1954-1952		
Belt - Fan	69490DA	TR30467
Belt - Gen.; W/Bosch Compr.	54867D	▲9335HD
Belt - Gen.; W/Delco Compr.	49341D	▲9335HD
Hose - Upper; W/1 1/2" I.D. Hose(1 1/2" I.D.)		24224
Hose - Upper; W/2 1/8" I.D. Hose(2 1/8" I.D.)		24234
Hose - Lower - Eng. To Pipe; (2" I.D.)		24232
Hose - Lower - Pipe To Rad.; (2" I.D.)		24232
Super W-6TA McCormick		
IH 4-Cyl. 264		
1954		
Belt - Fan	69490DA	TR30467
Belt - Gen.	49341D	▲9335HD
Hose - Upper; (2 1/8" I.D.)		24234
Hose - Lower - Eng. To Pipe; (2" I.D.)		24232
Hose - Lower - Pipe To Rad.; (2" I.D.)		24232
Super WD-6 McCormick		
IH 4-Cyl. 264 Diesel		
1954-1952		
Belt - Fan	69490DA	TR30467
Belt - Gen.; W/Bosch Compr.	52318DA	9279
Belt - Gen.; W/Delco Compr.	54857DB	9300
Hose - Upper; (2 1/8" I.D.)		24234
Hose - Lower - Eng. To Pipe; (2" I.D.)		24232
Hose - Lower - Pipe To Rad.; (2" I.D.)		24232
Super WD-9 McCormick		
IH 4-Cyl. 350 Diesel		
1956-1953		
Belt - Fan	48042D	TR30484
Belt - W.P. & Hyd. Pump	363599R1	TR28557
Belt - Gen.; W/Bosch Compr.	52318DA	9279
Belt - Gen.; W/Delco Compr.	54857DB	9300
Hose - Upper; (2 1/8" I.D.)		24234
Hose - Lower - Eng. To Pipe; (2 1/8" I.D.)		24234
Hose - Lower - Pipe To Rad.; (2 1/8" I.D.)		24234
T4		
IH 4-Cyl. 123		
1960-1959		
Belt - Fan & Gen.	367697R1	7417
Hose - Lower; (1 3/8" I.D.)		24222

▲ Standard Belt May Also Be Available.
● Vulco-Flex® Coolant Hose.

Application	Mfr. No.	Part No.
INTERNATIONAL HARVESTER - Continued		
T5		
IH 4-Cyl. 135		
1960-1959		
Belt - Fan & Gen.	367697R1	7417
Hose - Lower; (1 3/8" I.D.)		24222
T6		
IH 4-Cyl. 248		
1956-1940		
Belt - Fan	277448R1	TR30467
Belt - Gen.	49341D	▲9335HD
Hose - Upper; (2 1/8" I.D.)		24234
Hose - Lower; (2" I.D.)		24232
Hose - By Pass; (1 1/2" I.D.)		24224
T6 61 Series		
IH 4-Cyl. 264		
1959-1956		
Belt - Fan	277448R1	TR30467
Belt - Gen.	54867D	▲9335HD
Hose - Upper		●20206
Hose - Lower; (2" I.D.)		24232
Hose - By Pass; (1 1/2" I.D.)		24224
T6 62 Series		
IH 4-Cyl. 263		
1969-1959		
Belt - Fan	306632R1	TR28522
Belt - W.P. & Gen.	306910R1	TR22508
Hose - Upper		●20611
		or ●26509
Hose - Lower; (2" I.D.)		24232
Hose - Lower		●26507
Hose - By Pass		20338
T9		
IH 4-Cyl. 334		
1956-1940		
Belt - Fan	48042D	TR30484
Belt - Gen.; W/Bosch Compr.	54857DB	9300
Belt - Gen.; W/Delco Compr.	54867D	▲9335HD
Hose - Upper; (2 1/8" I.D.)		24234
Hose - Lower; (2 1/8" I.D.)		24234
T14		
IH 4-Cyl. 460		
1950-1940		
Belt - Fan	30982D	TR32571
Belt - Gen.	54857DB	9300
T18		
IH 4-Cyl. 221		
1949-1938		
Belt - Fan	32542D	②TR28616
T340		
IH 4-Cyl. 135		
1964-1958		
Belt - Fan & Gen.; W/41 5/8" Belt O.C.	367697R1	7417
Belt - Fan & Gen.; W/42 5/8" Belt O.C.	610380C1	7420
Belt - Fan & Gen.; W/43 1/8" Belt O.C.	225532R1	7430
Hose - Lower; (1 3/8" I.D.)		24222
Hose - By Pass; (1 1/2" I.D.)		24224
TD5		
IH 4-Cyl. 144 Diesel		
1960-1959		
Belt - Fan	709502R1	TR22350
Belt - Gen.	704449R1	▲9309HD
Hose - Lower		●25251

● Cut to Fit.
② Two Required.

Belts and Coolant Hose for Tractors Alphabetical

Application	Mfr. No.	Part No.
INTERNATIONAL HARVESTER - Continued		
TD6		
IH 4-Cyl. 248 Diesel		
1956-1940		
Belt - Fan	277448R1	TR30467
Belt - Gen.; Ser. No. 32570 & Before	54857DB	9300
Belt - Gen.; Ser. No. 32571 & After	52318DA	9279
TD6 61 Series		
IH 4-Cyl. 264 Diesel		
1959-1956		
Belt - Fan	277448R1	TR30467
Belt - Gen.; Ser. No. 40271 & Before	49341D	▲9335HD
Belt - Gen.; Ser. No. 40272 & After		▲9319HD
Hose - Upper		≧20172
Hose - Lower; (2" I.D.)		24232
Hose - By Pass; (1 1/2" I.D.)		24224
TD6 62 Series		
IH 6-Cyl. 282 Diesel		
1969-1959		
Belt - Fan; W/Outboard Type	306633R1	TR28550
Belt - Fan; W/O Outboard Type	306632R1	TR28522
Belt - Gen.	306658R1	TR22514
Hose - Upper		≧20172
		or ●26509
Hose - Lower; (2" I.D.)		24232
Hose - Lower		●26507
Hose - By Pass; (5/8" I.D.)		28441
TD7E		
IH 4-Cyl. 239 Diesel		
1988-1974		
Belt - Fan & Alt.	621770C1	▲9555HD
Hose - Upper		●26501
Hose - By Pass		≧20065
		or ●25526
TD8E		
IH 4-Cyl. 239 Diesel		
1987-1974		
Belt - Fan & Alt.	621770C1	▲9555HD
TD9		
IH 4-Cyl. 350 Diesel		
1962-1956		
Belt - Fan	48042D	TR30484
Belt - Alt.	670572C1	TR22495
Belt - Gen.; W/Bosch Compr.; W/28" Belt O.C. 52318DA		9279
Belt - Gen.; W/Bosch, Delco-Remy Compr.; W/30 1/4" Belt O.C.	54857DB	9300
Hose - Upper; (2 1/8" I.D.)		24234
Hose - Lower; (2 1/8" I.D.)		24234
Hose - By Pass; (1 1/2" I.D.)		24224
TD9 91 Series		
IH 6-Cyl. 282 Diesel		
1959-1956		
Hose - Upper		≧20172
Hose - Lower; (2 1/8" I.D.)		24234
Hose - By Pass; (1 1/2" I.D.)		24224
TD9 92 Series		
IH 6-Cyl. 282 Diesel		
1962-1959		
Hose - Upper; (2" I.D.)		24232
Hose - Lower; (2" I.D.)		24232
Hose - Lower		●26507
Hose - By Pass; (5/8" I.D.)		28441

Application	Mfr. No.	Part No.
INTERNATIONAL HARVESTER - Continued		
TD9B		
IH 6-Cyl. 282 Diesel		
1974-1962		
Belt - Fan; W/Man. Trans.	328540R1	TR28575
Belt - Fan; W/Power Shift Trans.	328539R1	TR28616
Belt - Alt.	670572C1	TR22495
Belt - Gen.	306658R1	TR22514
Hose - Upper		●26511
Hose - Lower; (2" I.D.)		24232
Hose - Lower		●26507
Hose - By Pass; (5/8" I.D.)		28441
TD12		
IH 6-Cyl. 466 Diesel		
1994-1981		
Belt - Fan & Alt.		②TR22664
Hose - Upper - Eng. To Pipe; (2 1/4" I.D.)		24236
Hose - Upper - Pipe To Rad.; (2 1/4" I.D.)		24236
Hose - Lower		≧21042
TD14		
IH 4-Cyl. 460 Diesel		
1958-1939		
Belt - Fan	30982D	TR32571
Belt - Gen.	54857DB	9300
TD14 141 Series		
IH 4-Cyl. 460 Diesel		
1958-1939		
Hose - Upper; (2 1/8" I.D.)		24234
Hose - Lower; (2 1/8" I.D.)		24234
TD14A		
IH 4-Cyl. 460 Diesel		
1958-1939		
Belt - Fan	30982D	TR32571
Belt - Gen.	61284D	▲9319HD
TD14A 141 Series		
IH 4-Cyl. 460 Diesel		
1958-1939		
Hose - Upper; (2 1/8" I.D.)		24234
Hose - Lower; (2 1/8" I.D.)		24234
TD14A 142 Series		
IH 4-Cyl. 460 Diesel		
1958-1939		
Hose - Upper; (2 3/8" I.D.)		24238
Hose - Lower; (2 1/8" I.D.)		24234
TD15		
IH 6-Cyl. 534 Diesel		
1966-1958		
Belt - Fan & Alt.		②TR22664
Belt - Fan & Gen.	304071R11	②TR24709
Hose - Upper - Eng. To Pipe; (2 1/4" I.D.)		24236
Hose - Upper - Pipe To Rad.; (2 1/4" I.D.)		24236
Hose - Lower		≧21042
TD15-150		
IH DT407 Diesel		
1961-1958		
Belt - Fan & Gen.	304071R11	②TR24709
Hose - Upper; (2 3/8" I.D.)		24238
Hose - Lower - Eng. To Pipe; (2 3/4" I.D.)		24244
Hose - Lower - Pipe To Rad.; (2 3/4" I.D.)		24244
Hose - Lower; W/Std. Cool.(2 3/4" I.D.)		24244
Hose - By Pass; W/1 3/4" I.D. Hose(1 3/4" I.D.)		24228
Hose - By Pass; W/2" I.D. Hose(2" I.D.)		24232

▲ Standard Belt May Also Be Available.
● Vulco-Flex® Coolant Hose.

≧ Cut to Fit.
② Two Required.

Belts and Coolant Hose for Tractors Alphabetical

Application	Mfr. No.	Part No.
INTERNATIONAL HARVESTER - Continued		
TD15-151		
IH DT407 Diesel		
1962-1961		
Belt - Fan & Gen.	304071R11	②TR24709
Hose - Upper		●26523
Hose - Lower - Eng. To Pipe; (2 3/4" I.D.)		24244
Hose - Lower - Pipe To Rad.; (2 3/4" I.D.)		24244
Hose - By Pass; W/1 3/4" I.D. Hose(1 3/4" I.D.)		24228
Hose - By Pass; W/2" I.D. Hose(2" I.D.)		24232
TD15-152		
IH DT407 Diesel		
1962-1961		
Hose - Upper		●26523
Hose - Lower - Eng. To Pipe; (2 3/4" I.D.)		24244
Hose - Lower - Pipe To Rad.; (2 3/4" I.D.)		24244
Hose - By Pass; W/1 3/4" I.D. Hose(1 3/4" I.D.)		24228
Hose - By Pass; W/2" I.D. Hose(2" I.D.)		24232
TD15B		
IH DT407 Diesel		
1972-1963		
Belt - Fan & Alt.	612134C11	②TR24688
Belt - Fan & Gen.	326758R11	②TR22720
Hose - Upper		●26520
Hose - Lower; (2 1/4" I.D.)		24236
Hose - By Pass; (1 1/2" I.D.)		24224
TD15C		
IH DT466B Diesel		
1990-1972		
Belt - Fan & Alt.	673481C1	②TR22648
Hose - Upper		●26524
Hose - Lower		≧20744
	or	●26534
TD18		
IH 6-Cyl. 691 Diesel		
1949-1938		
Belt - Fan & Gen.	274478R11	②CX68
TD18 182 Series		
IH 6-Cyl. 691 Diesel		
1958-1956		
Belt - Fan & Gen.	274478R11	②CX68
Hose - Upper		23557
Hose - Lower; (2 3/4" I.D.)		24244
Hose - By Pass; (1 3/4" I.D.)		②24228
TD18A		
IH 6-Cyl. 691 Diesel		
1955-1949		
Belt - Fan & Gen.; Ser. No. 15000 & After; W/9 1/2" C.S. Pulley	258275R21	②TR28649
Hose - Upper - Eng. To Pipe; Ser. No. 15001 & After(2 3/8" I.D.)		24238
Hose - Upper - Pipe To Rad.; Ser. No. 15001 & After(2 3/8" I.D.)		24238
Hose - Lower - Eng. To Pipe; Ser. No. 15001 & After(2 3/8" I.D.)		24238
Hose - Lower - Pipe To Rad.; Ser. No. 15001 & After(2 3/8" I.D.)		24238
Hose - By Pass; (1 3/4" I.D.)		②24228
TD20		
IH D691 Diesel		
1962-1958		
Belt - Fan & Gen.; Ser. No. 3001 Thru 3145 .	274478R11	②CX68
Belt - Fan & Gen.; Ser. No. 3146 & After ID201	316317R11	②TR28706

Application	Mfr. No.	Part No.
INTERNATIONAL HARVESTER - Continued		
TD20 - Continued		
IH DT429 Diesel		
1962-1958		
Belt - Fan & Gen.; Ser. No. 3001 Thru 3145 .	274478R11	②CX68
Belt - Fan & Gen.; Ser. No. 3146 & After ID201	316317R11	②TR28706
IH DVT573B Diesel		
1962-1958		
Belt - Fan & Gen.; Ser. No. 3001 Thru 3145 .	274478R11	②CX68
Belt - Fan & Gen.; Ser. No. 3146 & After ID201	316317R11	②TR28706
TD20-200		
IH D691 Diesel		
1961-1958		
Belt - Fan & Gen.; Ser. No. 3001 Thru 3145 .	274478R11	②CX68
Belt - Fan & Gen.; Ser. No. 3146 & After ID201	316317R11	②TR28706
Hose - Upper		23557
IH DT429 Diesel		
1961-1958		
Belt - Fan & Gen.; Ser. No. 3001 Thru 3145 .	274478R11	②CX68
Belt - Fan & Gen.; Ser. No. 3146 & After ID201	316317R11	②TR28706
Hose - Upper - Eng. To Pipe; (2 1/2" I.D.)		24240
Hose - Upper - Pipe To Rad.; (2 1/2" I.D.)		24240
Hose - Lower - Eng. To Pipe; (3" I.D.)		24248
Hose - Lower - Pipe To Rad.; (3" I.D.)		24248
Hose - By Pass; (1 1/2" I.D.)		24224
IH DVT573B Diesel		
1961-1958		
Belt - Fan & Gen.; Ser. No. 3001 Thru 3145 .	274478R11	②CX68
Belt - Fan & Gen.; Ser. No. 3146 & After ID201	316317R11	②TR28706
Hose - Upper - Eng. To Pipe; (2 1/2" I.D.)		24240
Hose - Upper - Pipe To Rad.; (2 1/2" I.D.)		24240
Hose - Lower - Eng. To Pipe; (3" I.D.)		24248
Hose - Lower - Pipe To Rad.; (3" I.D.)		24248
Hose - By Pass; (1 1/2" I.D.)		24224
TD20-201		
IH D691 Diesel		
1963-1961		
Belt - Fan & Gen.; Ser. No. 3001 Thru 3145 .	274478R11	②CX68
Belt - Fan & Gen.; Ser. No. 3146 & After ID201	316317R11	②TR28706
Hose - Upper		23557
IH DT429 Diesel		
1963-1961		
Belt - Fan & Gen.; Ser. No. 3001 Thru 3145 .	274478R11	②CX68
Belt - Fan & Gen.; Ser. No. 3146 & After ID201	316317R11	②TR28706
Hose - Upper - Eng. To Pipe; (2 1/2" I.D.)		24240
Hose - Upper - Pipe To Rad.; (2 1/2" I.D.)		24240
Hose - Lower - Eng. To Pipe; (3" I.D.)		24248
Hose - Lower - Pipe To Rad.; (3" I.D.)		24248
Hose - By Pass; (1 1/2" I.D.)		24224
IH DVT573B Diesel		
1963-1961		
Belt - Fan & Gen.; Ser. No. 3001 Thru 3145 .	274478R11	②CX68
Belt - Fan & Gen.; Ser. No. 3146 & After ID201	316317R11	②TR28706
Hose - Upper - Eng. To Pipe; (2 1/2" I.D.)		24240
Hose - Upper - Pipe To Rad.; (2 1/2" I.D.)		24240
Hose - Lower - Eng. To Pipe; (3" I.D.)		24248
Hose - Lower - Pipe To Rad.; (3" I.D.)		24248
Hose - By Pass; (1 1/2" I.D.)		24224

Agricultural Equipment

② Two Required.
≧ Cut to Fit.

● Vulco-Flex® Coolant Hose.

Belts and Coolant Hose for Tractors Alphabetical

Application	Mfr. No.	Part No.
INTERNATIONAL HARVESTER - Continued		
TD20B		
IH DT429 Diesel		
1970-1963		
Belt - Fan & Alt.	670741C1	②TR22570
Belt - Fan & Gen.	326998R1	③TR22570
Belt - W.P.	328502R1	TR22485
Hose - Upper - Eng. To Pipe; (2 1/2" I.D.)		24240
Hose - Upper - Pipe To Rad.; (2 1/2" I.D.)		24240
Hose - Lower - Eng. To Pipe; (3" I.D.)		24248
Hose - Lower - Pipe To Rad.; (3" I.D.)		24248
Hose - By Pass; (1 1/2" I.D.)		24224
TD20C		
IH DV573B Diesel		
1975-1970		
Belt - Alt.; Ser. No. 7499 & Before		TR22448
Belt - Alt.; Ser. No. 7500 & After	673947C1	▲9447HD
Hose - Upper - Eng. To Pipe; (1 3/4" I.D.)		24228
Hose - Upper - Pipe To Rad.; (1 3/4" I.D.)		24228
Hose - Lower - Eng. To Pipe; (3" I.D.)		24248
Hose - Lower - Pipe To Rad.; (3" I.D.)		24248
TD24		
IH 6-Cyl. 1091 Diesel		
1959-1947		
Hose - Upper - Eng. To Pipe; (2 7/8" I.D.)		24246
Hose - Upper - Pipe To Rad.; (2 7/8" I.D.)		24246
Hose - Lower - Eng. To Pipe; (2 7/8" I.D.)		24246
Hose - Lower - Pipe To Rad.; (2 7/8" I.D.)		24246
Hose - By Pass; (2 1/4" I.D.)		24236
TD25		
IH DT817 Diesel		
1962-1959		
Belt - Fan & Gen.	310081R2	▲9480HD
Belt - Gen.	323987R1	▲9465HD
Hose - Upper		23572
Hose - Lower; (3 1/2" I.D.)		24256
Hose - By Pass; (2 1/4" I.D.)		24236
TD25B		
IH DT817 Diesel		
1972-1962		
Belt - Alt.	670464C1	TR22578
Belt - Gen.	403348R1	▲9463HD
Hose - Upper		23572
Hose - Lower; (3 1/2" I.D.)		24256
Hose - By Pass; (2 1/4" I.D.)		24236
TD25C		
IH DT817 Diesel		
1978-1968		
Belt - Fan	688192C91	②TR22792
Belt - Alt.	670582C1	TR22517
Hose - Upper - Eng. To Pipe; (2 7/8" I.D.)		24446
Hose - Upper - Pipe To Rad.; (2 7/8" I.D.)		24446
Hose - Lower - Eng. To Pipe; (2 5/8" I.D.)		24442
Hose - Lower - Eng. To Tee; (3 1/2" I.D.)		24456
Hose - Lower - Pipe To Tee; (2 1/4" I.D.)		24436
Hose - Lower - Tee To Rad.; (3 1/2" I.D.)		24456
TD30		
IH DT817 Diesel		
1967-1962		
Belt - Fan & Gen.	323987R1	▲9465HD
Hose - Lower; (3 1/2" I.D.)		24256
Hose - By Pass; (2 1/4" I.D.)		24236

Application	Mfr. No.	Part No.
INTERNATIONAL HARVESTER - Continued		
TD340		
IH 4-Cyl. 166 Diesel		
1964-1958		
Belt - Fan & Gen.	315969R1	▲9490HD
Hose - Upper		☉20206
		or ●26507
Hose - By Pass		20338
W-4 McCormick		
IH 4-Cyl. 152		
1953-1940		
Belt - Fan	48032D	TR24379
Belt - Gen.	61284D	▲9319HD
Hose - Upper; (1 3/4" I.D.)		24228
Hose - Lower - Eng. To Pipe; (1 1/2" I.D.)		24224
Hose - Lower - Pipe To Rad.; (1 1/2" I.D.)		24224
W-6 McCormick		
IH 4-Cyl. 248		
1953-1940		
Belt - Fan	69490DA	TR30467
Belt - Gen.; W/Bosch Compr.	54867D	▲9355HD
Belt - Gen.; W/Delco Compr.	49341D	▲9335HD
Hose - Upper; W/1 1/2" I.D. Hose(1 1/2" I.D.)		24224
Hose - Upper; W/2 1/8" I.D. Hose(2 1/8" I.D.)		24234
Hose - Lower - Eng. To Pipe; (2" I.D.)		24232
Hose - Lower - Pipe To Rad.; (2" I.D.)		24232
W-9 McCormick-Deering		
IH 4-Cyl. 335		
1953-1940		
Belt - Fan	48042D	TR30484
Belt - Gen.	54867D	▲9355HD
Hose - Upper; W/1 1/2" I.D. Hose(1 1/2" I.D.)		24224
Hose - Upper; W/2" I.D. Hose(2" I.D.)		24232
Hose - Lower; (2" I.D.)		24232
W-14 McCormick-Deering		
IH 4-Cyl. 113		
1939-1938		
Belt - Fan	48032D	TR24379
Belt - Gen.	61284D	▲9319HD
W-400		
IH 4-Cyl. 264		
1956-1955		
Belt - Fan	16131DA	TR28454
Belt - Gen.	49341D	▲9335HD
Belt - P.S.	363197R2	TR24500
Hose - Upper; (2 1/8" I.D.)		24234
Hose - Lower - Eng. To Pipe; (2" I.D.)		24232
Hose - Lower - Pipe To Rad.; (2" I.D.)		24232
IH 4-Cyl. 264 Diesel		
1956-1955		
Belt - Fan	69490DA	TR30467
Belt - Gen.	52318DA	9279
Hose - Upper; (2 1/8" I.D.)		24234
Hose - Lower - Eng. To Pipe; (2" I.D.)		24232
Hose - Lower - Pipe To Rad.; (2" I.D.)		24232
IH 4-Cyl. 264 LPG		
1956-1955		
Belt - Fan	16131DA	TR28454
Belt - Gen.	49341D	▲9335HD
Belt - P.S.	363197R2	TR24500
Hose - Upper; (2 1/8" I.D.)		24234
Hose - Lower - Eng. To Pipe; (2" I.D.)		24232
Hose - Lower - Pipe To Rad.; (2" I.D.)		24232

② Two Required.
 ▲ Standard Belt May Also Be Available.
 ● Vulco-Flex® Coolant Hose.

③ Three Required.
 ☉ Cut to Fit.

Belts and Coolant Hose for Tractors Alphabetical

Application	Mfr. No.	Part No.	Application	Mfr. No.	Part No.
INTERNATIONAL HARVESTER - Continued			JOHN DEERE		
W-450			40		
IH 4-Cyl. 281			John Deere 2-Cyl. 101		
1958-1956			1955-1953		
Belt - Fan	16131DA	TR28454	Belt - Fan	M1900T	7360
Belt - Gen.	49341D	▲9335HD	Belt - Gen.	M1862T	7250
Belt - P.S.	363197R2	TR24500			
Hose - Upper; (2 1/8" I.D.)		24234	50		
Hose - Lower - Eng. To Pipe; (2" I.D.)		24232	John Deere 2-Cyl. 190		
Hose - Lower - Pipe To Rad.; (2" I.D.)		24232	1956-1952		
			Belt - W.P. & Gen.; Ser. No. 5016057 & Before		
				B2893R	▲9405HD
			Belt - W.P. & Gen.; Ser. No. 5016058 & After		
				B3288R	7395
IH 4-Cyl. 281 Diesel			John Deere 2-Cyl. 190 LPG		
1958-1956			1956-1952		
Belt - Fan	69490DA	TR30467	Belt - W.P. & Gen.; Ser. No. 5016057 & Before		
Belt - Gen.	52318DA	9279		B2893R	▲9405HD
Hose - Upper; (2 1/8" I.D.)		24234	Belt - W.P. & Gen.; Ser. No. 5016058 & After		
Hose - Lower - Eng. To Pipe; (2" I.D.)		24232		B3288R	7395
Hose - Lower - Pipe To Rad.; (2" I.D.)		24232	60		
IH 4-Cyl. 281 LPG			John Deere 2-Cyl. 321		
1958-1956			1956-1952		
Belt - Fan	16131DA	TR28454	Belt - W.P. & Gen.; Ser. No. 602999 & Before		
Belt - Gen.	49341D	▲9335HD		A4287R	▲9463HD
Belt - P.S.	363197R2	TR24500	Belt - W.P. & Gen.; Ser. No. 603000 & After		
Hose - Upper; (2 1/8" I.D.)		24234		A4897R	7450
Hose - Lower - Eng. To Pipe; (2" I.D.)		24232	John Deere 2-Cyl. 321 LPG		
Hose - Lower - Pipe To Rad.; (2" I.D.)		24232	1956-1952		
			Belt - W.P. & Gen.; Ser. No. 602999 & Before		
				A4287R	▲9463HD
			Belt - W.P. & Gen.; Ser. No. 603000 & After		
				A4897R	7450
WD-6 McCormick			70		
IH 4-Cyl. 248 Diesel			John Deere 2-Cyl. 376 Diesel		
1953-1940			1956-1953		
Belt - Fan	69490DA	TR30467	Belt - W.P. & Gen.; Ser. No. 7008099 & Before		
Belt - Gen.; W/Bosch Compr.	52318DA	9279		A4287R	▲9463HD
Belt - Gen.; W/Delco Compr.	54857DB	9300	Belt - W.P. & Gen.; Ser. No. 7008100 & After		
Hose - Upper; (2 1/8" I.D.)		24234		A4897R	7450
Hose - Lower - Eng. To Pipe; (2" I.D.)		24232	John Deere 2-Cyl. 380		
Hose - Lower - Pipe To Rad.; (2" I.D.)		24232	1956-1953		
			Belt - W.P. & Gen.; Ser. No. 7008099 & Before		
				A4287R	▲9463HD
			Belt - W.P. & Gen.; Ser. No. 7008100 & After		
				A4897R	7450
WD-9 McCormick-Deering			John Deere 2-Cyl. 380 LPG		
IH 4-Cyl. 335 Diesel			1956-1953		
1953-1940			Belt - W.P. & Gen.; Ser. No. 7008099 & Before		
Belt - Fan	48042D	TR30484		A4287R	▲9463HD
Belt - Gen.; W/Bosch Compr.; Ser. No. 501 & Before	54857DB	9300	Belt - W.P. & Gen.; Ser. No. 7008100 & After		
Belt - Gen.; W/Bosch Compr.; Ser. No. 502 & After	52318DA	9279		A4897R	7450
Belt - Gen.; W/Delco Compr.	54857DB	9300	John Deere 2-Cyl. 380 LPG		
Hose - Upper; (2 1/2" I.D.)		24240	1956-1953		
Hose - Lower; (2" I.D.)		24232	Belt - W.P. & Gen.; Ser. No. 7008099 & Before		
				A4287R	▲9463HD
			Belt - W.P. & Gen.; Ser. No. 7008100 & After		
				A4897R	7450
WDR-9 McCormick-Deering			80		
IH 4-Cyl. 335 Diesel			John Deere 2-Cyl. 472 Diesel		
1953-1945			1956-1955		
Belt - Fan	48042D	TR30484	Belt - Fan & Gen.		
Belt - Gen.	52318DA	9279		R1561R	7530
			Belt - W.P.		
				R1528R	6720
WR-9 McCormick-Deering			300 Tractor		
IH 4-Cyl. 335			John Deere 3-Cyl. 135		
1953-1940			1979-1975		
Belt - Fan	48042D	TR30484	Belt - Fan & Alt.		
Belt - Gen.	54867D	▲9355HD		T20334T	TR22474
			Hose - Upper		
					●25477
			Hose - Lower		
					●26502
IH 4-Cyl. 335 Distillate			John Deere 3-Cyl. 152 Diesel		
1953-1940			1977-1968		
Belt - Fan	48042D	TR30484	Belt - Fan & Alt.		
Belt - Gen.	54867D	▲9355HD		T20334T	TR22474
			Hose - Lower		
					●26502
			Hose - By Pass; (1/2" I.D.)		
					28439
JCB			300B Industrial		
Fastrac 8250			John Deere 3-Cyl. 152 Diesel		
Cummins 6-Cyl. 505 Diesel			1981-1968		
2008-2007			Belt - Fan & Alt.		
Serpentine Belt	3289746	▲K080785HD		T20334T	TR22474
Belt - A.C.		▲9390HD	Hose - Upper		
					●20065

Agricultural Equipment

▲ Standard Belt May Also Be Available.
 ⚡ Cut to Fit.

● Vulco-Flex® Coolant Hose.

Belts and Coolant Hose for Tractors Alphabetical

Application	Mfr. No.	Part No.	Application	Mfr. No.	Part No.
JOHN DEERE - Continued			JOHN DEERE - Continued		
300B Industrial - Continued			350 - Continued		
John Deere 3-Cyl. 152 Diesel - Continued			John Deere 3-Cyl. 152 Diesel - Continued		
1981-1968 - Continued			1970-1964 - Continued		
Hose - Upper		●25473	Belt - Fan & Alt.; W/51 7/8" Belt O.C.	T24473	TR22514
301			350C		
John Deere 3-Cyl. 135			John Deere 3-Cyl. 152 Diesel		
1974-1971			1986-1975		
Belt - Fan & Alt.	T20334T	TR22474	Hose - Upper		●25476
Hose - Upper		●25477	Hose - By Pass; (1/2" I.D.)		28439
Hose - Lower		●26502	John Deere 3-Cyl. 164 Diesel		
John Deere 3-Cyl. 152 Diesel			1986-1975		
1975-1974			Belt - Fan & Alt.; W/50" Belt O.C.	T20161	TR22495
Belt - Fan & Alt.	T20334T	TR22474	Belt - Fan & Alt.; W/51 1/4" Belt O.C.	T24757	TR22508
Hose - Lower		●26502	Belt - Fan & Alt.; W/51 7/8" Belt O.C.	T24473	TR22514
Hose - By Pass; (1/2" I.D.)		28439	Hose - Upper		●25476
301A			Hose - By Pass; (1/2" I.D.)		28439
John Deere 3-Cyl. 135			400 Industrial		
1979-1974			John Deere 4-Cyl. 180		
Belt - Fan & Alt.	T20334T	TR22474	1979-1975		
Hose - Upper		20450	Belt - Fan & Alt.	T20334T	TR22474
		or ●25474	Hose - Upper		●25474
Hose - Lower		●26502	Hose - Lower		●26603
John Deere 3-Cyl. 152 Diesel			John Deere 4-Cyl. 219 Diesel		
1981-1974			1985-1975		
Belt - Fan & Alt.	T20334T	TR22474	Belt - Fan & Alt.	T20334T	TR22474
Hose - Upper		●25477	Hose - Upper		●25477
Hose - By Pass; (1/2" I.D.)		28439	Hose - Lower		●26502
302 Industrial			400G		
John Deere 3-Cyl. 147			John Deere 4-Cyl. 239 Diesel		
1981-1974			1997-1988		
Belt - Fan & Alt.	T20334T	TR22474	Hose - Upper		≈<21794
Hose - Upper		20450	401 Industrial		
		or ●25474	John Deere 4-Cyl. 180		
Hose - Lower		●26502	1974-1968		
John Deere 3-Cyl. 164 Diesel			1974-1968		
1981-1974			Belt - Fan & Alt.	T20334T	TR22474
Belt - Fan & Alt.	T20334T	TR22474	Hose - Upper		●25476
Hose - Upper		●25477	John Deere 4-Cyl. 219 Diesel		
Hose - By Pass; (1/2" I.D.)		28439	1974-1968		
320			1974-1968		
John Deere 2-Cyl. 101			1974-1968		
1958-1956			Belt - Fan & Alt.	T20334T	TR22474
Belt - Fan	M1900T	7360	Hose - Upper		●25477
Belt - Gen.	M1862T	7250	Hose - By Pass; (1/2" I.D.)		28439
Hose - Upper; (2 1/4" I.D.)		24236	401B Industrial		
Hose - Lower; (2" I.D.)		②24232	John Deere 4-Cyl. 180		
330 Tractor			1981-1979		
John Deere 2-Cyl. 101			1981-1979		
1960-1958			Belt - Fan & Alt.; W/50" Belt O.C.	T20161	TR22495
Belt - Fan	M1900T	7360	Belt - Fan & Alt.; W/51 1/4" Belt O.C.	T24757	TR22508
Belt - Gen.	M1862T	7250	Belt - Fan & Alt.; W/51 7/8" Belt O.C.	T24473	TR22514
Hose - Upper; (2 1/4" I.D.)		24236	John Deere 4-Cyl. 219 Diesel		
Hose - Lower; (2" I.D.)		②24232	1981-1979		
350			1981-1979		
John Deere 3-Cyl. 152			1981-1979		
1970-1964			Belt - Fan & Alt.; W/50" Belt O.C.	T20161	TR22495
Belt - Fan & Alt.; W/50" Belt O.C.	T20161	TR22495	Belt - Fan & Alt.; W/51 1/4" Belt O.C.	T24757	TR22508
Belt - Fan & Alt.; W/51 1/4" Belt O.C.	T24757	TR22508	Belt - Fan & Alt.; W/51 7/8" Belt O.C.	T24473	TR22514
Belt - Fan & Alt.; W/51 7/8" Belt O.C.	T24473	TR22514	Hose - Upper		●25476
John Deere 3-Cyl. 152 Diesel			401C Industrial		
1970-1964			John Deere 4-Cyl. 239 Diesel		
1970-1964			1983-1974		
Belt - Fan & Alt.; W/50" Belt O.C.	T20161	TR22495	Belt - Fan & Alt.	T20334T	TR22474
Belt - Fan & Alt.; W/51 1/4" Belt O.C.	T24757	TR22508	420		
John Deere 2-Cyl. 113			John Deere 2-Cyl. 113		
1958-1956			1958-1956		
Belt - Fan			Belt - Fan	M3055T	TR22358
Belt - Gen.			Belt - Gen.	M1862T	7250

● Vulco-Flex® Coolant Hose.
 ≈< Cut to Fit.

② Two Required.

Belts and Coolant Hose for Tractors Alphabetical

Application	Mfr. No.	Part No.	Application	Mfr. No.	Part No.
JOHN DEERE - Continued			JOHN DEERE - Continued		
420 - Continued			440 - Continued		
John Deere 2-Cyl. 113 - Continued			John Deere 2-Cyl. 113 - Continued		
1958-1956 - Continued			1960-1958 - Continued		
Belt - P.S.; Ser. No. 131818 Thru 158074	T10552T	7312	Hose - Upper		☞20945
Belt - P.S.; Ser. No. 158075 & After	T12267T	7335		or	●25472
Hose - Upper		☞20945	Hose - Lower; (1 1/2" I.D.)		24224
		or	Hose - By Pass; (1/2" I.D.)		28439
Hose - Lower; (1 1/2" I.D.)		24224			
Hose - By Pass; (1/2" I.D.)		28439			
John Deere 2-Cyl. 113 LPG			440C		
1958-1956			John Deere 2-Cyl. 113		
Belt - Fan	M3055T	TR22358	1961-1958		
Belt - Gen.	M1862T	7250	Hose - Upper		
Belt - P.S.; Ser. No. 131818 Thru 158074	T10552T	7312		or	☞20945
Belt - P.S.; Ser. No. 158075 & After	T12267T	7335			●25472
			Hose - Lower; (1 1/2" I.D.)		24224
			Hose - By Pass; (1/2" I.D.)		28439
420C			John Deere 2-Cyl. 113 Diesel		
John Deere 2-Cyl. 113			1961-1958		
1958-1956			Belt - Fan		
Hose - Upper		☞20945		5123192	7475
		or	Belt - W.P. & Gen.; Ser. No. 206717 & Before	5121847	7340
Hose - Lower; (1 1/2" I.D.)		24224	Belt - W.P. & Gen.; Ser. No. 206718 & After	5124432	7312
Hose - By Pass; (1/2" I.D.)		28439	Hose - Lower		●26601
430			450		
John Deere 2-Cyl. 113			John Deere 4-Cyl. 180		
1960-1958			1970-1964		
Belt - Fan	M3055T	TR22358	Belt - Fan & Alt.; W/50" Belt O.C.	T20161	TR22495
Belt - Gen.	M1862T	7250	Belt - Fan & Alt.; W/51 1/4" Belt O.C.	T24757	TR22508
Belt - P.S.; Ser. No. 131818 Thru 158074	T10552T	7312	Belt - Fan & Alt.; W/51 7/8" Belt O.C.	T24473	TR22514
Belt - P.S.; Ser. No. 158075 & After	T12267T	7335			
Hose - Upper		☞20945	John Deere 4-Cyl. 202		
		or	1970-1964		
Hose - Lower; (1 1/2" I.D.)		24224	Belt - Fan; Ser. No. 13560 & Before		
Hose - By Pass; (1/2" I.D.)		28439	Belt - Fan; Ser. No. 13561 Thru 15484		
			Belt - Fan; Ser. No. 15485 & After		
			Belt - Fan; Ser. No. 13560 & Before		
			Belt - Fan; Ser. No. 13561 Thru 15484		
			Belt - Fan; Ser. No. 15485 & After		
			Belt - Fan & Alt.; W/50" Belt O.C.		
			Belt - Fan & Alt.; W/51 1/4" Belt O.C.		
			Belt - Fan & Alt.; W/51 7/8" Belt O.C.		
John Deere 2-Cyl. 113 LPG			John Deere 4-Cyl. 202 Diesel		
1960-1958			1970-1964		
Belt - Fan	M3055T	TR22358	Belt - Fan; Ser. No. 13560 & Before		
Belt - Gen.	M1862T	7250	Belt - Fan; Ser. No. 13561 Thru 15484		
Belt - P.S.; Ser. No. 131818 Thru 158074	T10552T	7312	Belt - Fan; Ser. No. 15485 & After		
Belt - P.S.; Ser. No. 158075 & After	T12267T	7335	Belt - Fan & Alt.; W/50" Belt O.C.		
			Belt - Fan & Alt.; W/51 1/4" Belt O.C.		
			Belt - Fan & Alt.; W/51 7/8" Belt O.C.		
430C			450C		
John Deere 2-Cyl. 113			John Deere 4-Cyl. 219 Diesel		
1960-1958			1985-1974		
Hose - Upper		☞20945	Belt - Fan; Ser. No. 13560 & Before		
		or	Belt - Fan; Ser. No. 13561 Thru 15484		
Hose - Lower; (1 1/2" I.D.)		24224	Belt - Fan; Ser. No. 15485 & After		
Hose - By Pass; (1/2" I.D.)		28439	Hose - Upper		
			Hose - Lower		
435			500 Industrial		
GM 2-Cyl. 106 Diesel			John Deere 4-Cyl. 241		
1960-1959			1967-1963		
Belt - Fan	5124814	7365	Belt - Fan & Gen.		
Belt - W.P. & Gen.	5124512	7435	Hose - Upper		
			Hose - Lower		
440			John Deere 4-Cyl. 270 Diesel		
GM 2-Cyl. 106 Diesel			1967-1963		
1960-1958			Belt - Fan & Gen.		
Belt - Fan	5124814	7365	AR32661R		
Belt - W.P. & Gen.; Ser. No. 450782 & Before	5121847	7340			
Belt - W.P. & Gen.; Ser. No. 450783 & After	5124512	7435			
Belt - P.S.		7290			
Hose - Lower		●26601			
John Deere 2-Cyl. 113			520		
1960-1958			John Deere 2-Cyl. 190		
Belt - Fan	M3055T	TR22358	1958-1956		
Belt - Gen.	M1862T	7250	Belt - W.P. & Gen.		
Belt - P.S.; Ser. No. 455701 & Before	T10552T	7312	B3288R		
Belt - P.S.; Ser. No. 455702 & After	T12267T	7335	Hose - Lower; (1 7/8" I.D.)		
			24230		

Agricultural Equipment

☞ Cut to Fit.
 ② Two Required.

● Vulco-Flex® Coolant Hose.

Belts and Coolant Hose for Tractors Alphabetical

Application	Mfr. No.	Part No.
JOHN DEERE - Continued		
520 - Continued		
John Deere 2-Cyl. 190 LPG		
1958-1956		
Belt - W.P. & Gen.	B3288R	7395
Hose - Lower; (1 7/8" I.D.)		②24230
530		
John Deere 2-Cyl. 190		
1960-1958		
Belt - W.P. & Gen.	B3288R	7395
Hose - Lower; (1 7/8" I.D.)		②24230
John Deere 2-Cyl. 190 LPG		
1960-1958		
Belt - W.P. & Gen.	B3288R	7395
Hose - Lower; (1 7/8" I.D.)		②24230
600 Tractor		
John Deere 4-Cyl. 341		
1970-1964		
Belt - Fan & Alt./Gen.	AR32659R	②7555
Hose - Upper		●26509
Hose - Lower		20590
John Deere 6-Cyl. 404 Diesel		
1970-1964		
Belt - Fan & Alt./Gen.; W/56 5/8" Belt O.C. ...	AR41576	②7560
Belt - Fan & Alt./Gen.; W/57 5/8" Belt O.C. ...	AR41629	②7570
620		
John Deere 2-Cyl. 303		
1958-1956		
Belt - W.P. & Gen.	A4897R	7450
Hose - Lower; (2 1/8" I.D.)		24234
John Deere 2-Cyl. 303 LPG		
1958-1956		
Belt - W.P. & Gen.	A4897R	7450
Hose - Lower; (2 1/8" I.D.)		24234
630		
John Deere 2-Cyl. 303		
1960-1958		
Belt - W.P. & Gen.	A4897R	7450
Hose - Lower; (2 1/8" I.D.)		24234
John Deere 2-Cyl. 303 LPG		
1960-1958		
Belt - W.P. & Gen.	A4897R	7450
Hose - Lower; (2 1/8" I.D.)		24234
650		
Yanmar 2-Cyl. 52 Diesel		
1989-1981		
Belt - Fan & Alt.	CH15509	▲9360HD
Hose - Lower; (1 1/4" I.D.)		24220
Hose - Lower - W.P. To Rad.		≧20940
655		
Yanmar 3-Cyl. 40 Diesel		
1990-1986		
Belt - Fan & Alt.	M800313	7345
670		
Yanmar 3-Cyl. 54 Diesel		
1997-1989		
Belt - Fan & Alt.	M811284	7360
700 Industrial		
John Deere 6-Cyl. 531 Diesel		
1965		
Belt - Fan & Alt.; W/47 7/8" Belt O.C.	T20334	TR22474

Application	Mfr. No.	Part No.
JOHN DEERE - Continued		
700 Industrial - Continued		
John Deere 6-Cyl. 531 Diesel - Continued		
1965 - Continued		
Belt - Fan & Alt.; W/61 1/8" Belt O.C.		②7612
Hose - Upper; (2" I.D.)		24232
Hose - Lower		●26526
720		
John Deere 2-Cyl. 361		
1958-1956		
Belt - W.P. & Gen.	A4897R	7450
John Deere 2-Cyl. 361 LPG		
1958-1956		
Belt - W.P. & Gen.	A4897R	7450
John Deere 2-Cyl. 376 Diesel		
1958-1956		
Belt - W.P. & Gen.	A4897R	7450
730		
John Deere 2-Cyl. 361		
1961-1958		
Belt - W.P. & Gen.	A4897R	7450
John Deere 2-Cyl. 361 LPG		
1961-1958		
Belt - W.P. & Gen.	A4897R	7450
John Deere 2-Cyl. 376 Diesel		
1961-1958		
Belt - W.P. & Gen.	A4897R	7450
750		
Yanmar 3-Cyl. 78 Diesel		
1989-1981		
Belt - Fan & Alt.	CH15509	▲9360HD
Hose - Lower; (1 1/4" I.D.)		24220
Hose - Lower - W.P. To Rad.		≧20940
755		
Yanmar 3-Cyl. 54 Diesel		
1999-1986		
Belt - Fan & Alt.	M800313	7345
760 Industrial		
John Deere 6-Cyl. 531 Diesel		
1968-1965		
Belt - Fan & Alt.; W/47 7/8" Belt O.C.	T20334	TR22474
Belt - Fan & Alt.; W/61 1/8" Belt O.C.		②7612
Hose - Upper; (2" I.D.)		24232
Hose - Lower		●26526
770		
Yanmar 3-Cyl. 83 Diesel		
1998		
Belt - Fan & Alt.	M808685	▲9412HD
Hose - Upper		●25251
Hose - Lower		●25154
1997-1989		
Belt - Fan & Alt.		▲9412HD
Hose - Upper		●25251
Hose - Lower		●25154
790		
Yanmar 3-Cyl. 81 Diesel		
1998		
Belt - Fan & Alt.		▲9412HD
Yanmar 3-Cyl. 91 Diesel		
2008-2006		
Belt - Fan & Alt.	M801821	▲9390HD

② Two Required.
 ▲ Standard Belt May Also Be Available.

● Vulco-Flex® Coolant Hose.
 ≧ Cut to Fit.

Belts and Coolant Hose for Tractors Alphabetical

Application	Mfr. No.	Part No.	Application	Mfr. No.	Part No.
JOHN DEERE - Continued			JOHN DEERE - Continued		
790 - Continued			900HC		
Yanmar 3-Cyl. 91 Diesel - Continued			Yanmar 3-Cyl. 78 Diesel		
2005-1999			1990-1986		
Belt - Fan & Alt.		▲9412HD	Belt - Fan & Alt.		▲9405HD
820			Hose - Upper		●25150
John Deere 2-Cyl. 472 Diesel			Hose - Lower		●25150
1958-1956			950		
Belt - Fan & Alt./Gen.; Ser. No. 75344 & Before	T23505	TR22461	Yanmar 3-Cyl. 105 Diesel		
Belt - Fan & Alt./Gen.; Ser. No. 75345 & After T20334		TR22474	1989-1978		
Hose - Lower; (2 1/8" I.D.)		24234	Belt - Fan & Alt.; Ser. No. 010859 & Before ..	CH10367	▲9380HD
John Deere 3-Cyl. 152 Diesel			Belt - Fan & Alt.; Ser. No. 010860 & After	CH12865	▲9412HD
1975-1968			Hose - Upper		●25150
Belt - Fan & Alt./Gen.; Ser. No. 75344 & Before	T23505	TR22461	Hose - Lower		●25150
Belt - Fan & Alt./Gen.; Ser. No. 75345 & After T20334		TR22474	955		
Hose - Lower; (2 1/8" I.D.)		24234	Yanmar 3-Cyl. 87 Diesel		
830			1999-1990		
John Deere 2-Cyl. 472 Diesel			Belt - Fan & Alt.	M805011	▲9375HD
1960-1958			970		
Hose - Lower; (2 1/8" I.D.)		24234	Yanmar 4-Cyl. 111 Diesel		
John Deere 3-Cyl. 152 Diesel			1998-1989		
1975-1974			Belt - Fan & Alt.	M808685	▲9412HD
Belt - Fan & Alt.	T20334	TR22474	Hose - Upper		●25474
Belt - Fan & Gen.	R1561R	7530	990		
Belt - W.P.	R1528R	6720	Yanmar 4-Cyl. 121 Diesel		
Hose - Lower; (2 1/8" I.D.)		24234	2008-2000		
840			Belt - Fan	M808685	▲9412HD
John Deere 2-Cyl. 472 Diesel			1010		
1960-1958			John Deere 4-Cyl. 115		
Belt - Fan & Gen.; Ser. No. 8400199 & Before R1561R		7530	1965-1960		
Belt - Fan & Gen.; Ser. No. 8400200 & After .	R21525R	7541	Belt - Fan & Gen.	T11961T	7435
Belt - W.P.	R1528R	6720	Hose - Upper		⊗20065
Hose - Lower; (2 1/8" I.D.)		24234	Hose - Lower; (1 1/2" I.D.)		●25472
850				or	24224
Yanmar 3-Cyl. 78 Diesel			John Deere 4-Cyl. 145 Diesel		
1989-1978			1965-1960		
Belt - Fan & Alt.; W/36 1/4" Belt O.C.		▲9360HD	Belt - Fan & Gen.	T12530T	7440
Belt - Fan & Alt.; Ser. No. 007760 & Before		▲9375HD	Hose - Upper; (1 1/2" I.D.)		24224
Belt - Fan & Alt.; Ser. No. 007761 & After	CH14022	▲9400HD	Hose - Lower; (1 1/2" I.D.)		24224
Hose - Lower; (1 1/4" I.D.)		24220	1020		
850B			John Deere 3-Cyl. 135		
John Deere 6-Cyl. 466 Diesel			1973-1965		
1994-1985			Belt - Fan & Alt.	T20334T	TR22474
Belt - Fan	AT31010	⊗▲9620HD	Hose - Upper; W/Hi-Low Power Shift Trans.		●25474
Belt - Fan To Alt.		▲9350HD	Hose - Upper; W/O Hi-Low Power Shift Trans.		●25477
Hose - Upper		●26532	Hose - Lower		21182
855				or	●26603
Yanmar 3-Cyl. 61 Diesel			John Deere 3-Cyl. 152 Diesel		
1999-1986			1973-1965		
Belt - Fan & Alt.	M805441	▲9385HD	Belt - Fan & Alt.	T20334T	TR22474
Hose - Upper		●25150	Hose - Lower		21182
870				or	●26502
Yanmar 3-Cyl. 87 Diesel			1050		
1999-1998			Yanmar 3-Cyl. 105 Diesel		
Belt - Fan & Alt.	M808685	▲9412HD	1989-1988		
1997-1989			Belt - Fan & Alt.; W/41 1/2" Belt O.C.	M808685	▲9412HD
Belt - Fan & Alt.		▲9412HD	Belt - Fan & Alt.; W/49 1/4" Belt O.C.		▲9490HD
			Hose - Upper		●25150
			Hose - Lower		●25150
			1987-1980		
			Belt - Fan & Alt.; W/41 1/4" Belt O.C.	CH12865	▲9412HD
			Belt - Fan & Alt.; W/49 1/4" Belt O.C.		▲9490HD
			Hose - Upper		●25150

▲ Standard Belt May Also Be Available.
● Vulco-Flex® Coolant Hose.

⊗ Three Required.
⊗ Cut to Fit.

Belts and Coolant Hose for Tractors Alphabetical

Application	Mfr. No.	Part No.
JOHN DEERE - Continued		
1050 - Continued		
Yanmar 3-Cyl. 105 Diesel - Continued		
1987-1980 - Continued		
Hose - Lower		●25150
1070		
Yanmar 4-Cyl. 116 Diesel		
1998-1997		
Belt - Fan & Alt.; W/41 1/2" Belt O.C.	M808685	▲9412HD
1996-1989		
Belt - Fan & Alt.	M808685	▲9412HD
Hose - Upper		●25474
1120		
John Deere 3-Cyl. 135 Diesel		
1973		
Belt - Fan & Alt.		7320
1250		
Yanmar 3-Cyl. 143 Diesel		
1989-1982		
Belt - Fan & Alt.	CH16856	▲9465HD
Hose - Upper		●25478
1450		
Yanmar 4-Cyl. 190 Diesel		
1988-1984		
Belt - Fan & Alt.	CH16856	▲9465HD
Hose - Upper		☉21660
		or ●25474
Hose - Lower		●25476
1520		
John Deere 3-Cyl. 165		
1973-1968		
Belt - Fan & Alt.	T20334T	TR22474
Hose - Upper; W/12" Hose		●25474
Hose - Upper; W/17" Hose		●25478
Hose - Lower		21182
		or ●26504
John Deere 3-Cyl. 165 Diesel		
1973-1968		
Belt - Fan & Alt.		7375
Hose - Upper		●25477
Hose - Lower		21182
		or ●26504
Hose - By Pass; (1/2" I.D.)		28439
1530		
John Deere 3-Cyl. 164 Diesel		
1975-1974		
Belt - Fan & Alt.; W/Bosch Alt.	T23505	TR22461
Belt - Fan & Alt.; W/Motorola Alt.	T20334	TR22474
Hose - Lower		21182
Hose - By Pass; (1/2" I.D.)		28439
1650		
Yanmar 4-Cyl. 190 Diesel		
1988-1984		
Belt - Fan & Alt.		▲9530HD
Hose - Upper		☉21660
		or ●25474
Hose - Lower		●25476
2010		
John Deere 4-Cyl. 145		
1965-1960		
Belt - Fan & Gen.	T626T	7480
Hose - Upper		☉21660

Application	Mfr. No.	Part No.
JOHN DEERE - Continued		
2010 - Continued		
John Deere 4-Cyl. 145 - Continued		
1965-1960 - Continued		
Hose - Upper		●25476
Hose - Lower - Eng. To Pipe; (1 1/2" I.D.)		24224
Hose - Lower - Pipe To Rad.; (1 1/2" I.D.)		24224
John Deere 4-Cyl. 165 Diesel		
1965-1960		
Belt - Fan & Gen.	T626T	7480
Hose - Upper		☉21660
		or ●25476
Hose - Lower - Eng. To Pipe; (1 1/2" I.D.)		24224
Hose - Lower - Pipe To Rad.; (1 1/2" I.D.)		24224
2020		
John Deere 4-Cyl. 180		
1971-1965		
Belt - Fan & Alt.	T20334T	TR22474
Hose - Upper		●25477
Hose - Lower		21182
		or ●26603
John Deere 4-Cyl. 203 Diesel		
1971-1965		
Belt - Fan & Alt.	T20334T	TR22474
Hose - Upper		●25476
Hose - Lower		21182
		or ●26502
2030		
John Deere 4-Cyl. 219		
1975-1972		
Belt - Fan & Alt.	T24473	TR22514
Hose - Upper		●25474
Hose - Lower		21182
		or ●26502
Hose - By Pass; (1/2" I.D.)		28439
John Deere 4-Cyl. 219 Diesel		
1975-1972		
Belt - Fan & Alt.	T20334	TR22474
Hose - Upper		●25477
Hose - By Pass; (1/2" I.D.)		28439
2040		
John Deere 3-Cyl. 164 Diesel		
1979-1976		
Belt - Fan & Alt.; Ser. No. 349999 & Before ..	T20334	TR22474
Belt - Fan & Alt.; Ser. No. 350000 & After	T31710	B51
Hose - Lower		21182
Hose - By Pass; (1/2" I.D.)		28439
John Deere 3-Cyl. 179 Diesel		
1982-1980		
Belt - Fan & Alt.; Ser. No. 349999 & Before ..	T20334	TR22474
Belt - Fan & Alt.; Ser. No. 350000 & After	T31710	B51
Hose - Lower		21182
Hose - By Pass; (1/2" I.D.)		28439
2150		
John Deere 3-Cyl. 179 Diesel		
1986-1983		
Belt - Fan & Alt.	R73784	TR22525
Hose - Lower		●26502
2155		
John Deere 3-Cyl. 179 Diesel		
1992-1987		
Belt - Fan & Alt.; W/52 3/4" Belt O.C.	R73784	TR22525
Belt - Fan & Alt.; W/52 3/8" Belt O.C.	R97940	TR22525
Belt - Fan & Alt.; W/52" Belt O.C.	R97939	TR22517

● Vulco-Flex® Coolant Hose.
☉ Cut to Fit.

▲ Standard Belt May Also Be Available.

Belts and Coolant Hose for Tractors Alphabetical

Application	Mfr. No.	Part No.	Application	Mfr. No.	Part No.
JOHN DEERE - Continued			JOHN DEERE - Continued		
2210			2510 - Continued		
Yanmar 3-Cyl. 61 Diesel			John Deere 4-Cyl. 203 Diesel - Continued		
2007-2003			1968-1966 - Continued		
Belt - Fan	M811285	7370	Hose - By Pass; (1/2" I.D.)		28439
2240			2520		
John Deere 3-Cyl. 179 Diesel			John Deere 4-Cyl. 203		
1982-1976			1973-1969		
Belt - Fan & Alt.; Ser. No. 349999 & Before ..	T20334	TR22474	Belt - Fan & Alt.	T24473	TR22514
Belt - Fan & Alt.; Ser. No. 350000 & After	T31710	B51	John Deere 4-Cyl. 219 Diesel		
Hose - Lower		21182	1973-1969		
Hose - By Pass; (1/2" I.D.)		28439	Belt - Fan & Alt.	T24473	TR22514
2255			Hose - Upper		☞20065
John Deere 3-Cyl. 179 Diesel					or ●25473
1987-1983			Hose - Lower		●26502
Belt - Fan & Alt.	R73784	TR22525	Hose - By Pass; (1/2" I.D.)		28439
2305			Yanmar 3-Cyl. 81 Diesel		
Yanmar 3-Cyl. 68 Diesel			2011-2006		
2009-2008			Belt - Fan	M801821	♣9390HD
Belt - Fan	MIU800108	A36	2550		
2320			John Deere 4-Cyl. 239 Diesel		
Yanmar 3-Cyl. 68 Diesel			1986-1983		
2011-2008			Belt - Fan & Alt.	R73784	TR22525
Belt - Fan	M805441	♣9385HD	Belt - A.C.	L41331	♣9690HD
2350			2555		
John Deere 4-Cyl. 239 Diesel			John Deere 4-Cyl. 239 Diesel		
1986-1983			1992-1987		
Belt - Fan & Alt.	R73784	TR22525	Belt - Fan & Alt.; W/Viscous Fan	R87153	TR22545
Belt - A.C.		♣9690HD	Belt - Fan & Alt.; W/O Viscous Fan	R87154	TR22553
Hose - Upper		●26501	Belt - A.C.	L59206	♣9700HD
Hose - Lower		●26508	2630		
2355			John Deere 4-Cyl. 276 Diesel		
John Deere 4-Cyl. 239 Diesel			1975-1974		
1992-1987			Belt - Fan & Alt.	T24473	TR22514
Belt - Fan & Alt.; W/O Viscous Fan	R87154	TR22553	Hose - Upper		20473
Belt - Fan & Alt.; W/Viscous Fan	R87153	TR22545			or ●25476
Belt - A.C.	L59206	♣9700HD	2640		
2355N			John Deere 4-Cyl. 276 Diesel		
John Deere 3-Cyl. 179 Diesel			1983-1976		
1992-1987			Belt - Fan & Alt.	T24473	TR22514
Belt - Fan & Alt.; W/52 3/4" Belt O.C.	R73784	TR22525	Hose - Lower		21182
Belt - Fan & Alt.; W/52 3/8" Belt O.C.	R97940	TR22525	Hose - By Pass		20338
Belt - Fan & Alt.; W/52" Belt O.C.	R97939	TR22517	2750		
2440			John Deere 4-Cyl. 239 Diesel		
John Deere 4-Cyl. 219 Diesel			1986-1983		
1982-1976			Belt - Fan & Alt.	R73784	TR22525
Belt - Fan & Alt.	T20334	TR22474	Belt - A.C.; W/67 1/4" Belt O.C.	L41330	♣9670HD
Hose - Upper; W/Horiz. Outlet		☞20450	Belt - A.C.; W/69 1/4" Belt O.C.		♣9690HD
Hose - Upper; W/Vert. Outlet		☞21794	Hose - Lower		●26501
Hose - Lower		21182	2755		
Hose - By Pass; (1/2" I.D.)		28439	John Deere 4-Cyl. 239 Diesel		
2510			1992-1987		
John Deere 4-Cyl. 180			Belt - Fan & Alt.; W/Viscous Fan	R87153	TR22545
1968-1966			Belt - Fan & Alt.; W/O Viscous Fan	R87154	TR22553
Belt - Fan & Alt.	T24473	TR22514	Belt - A.C.	L59206	♣9700HD
John Deere 4-Cyl. 203 Diesel			Hose - Upper - Eng. To Pipe		20065
1968-1966			Hose - Upper - Pipe To Rad.		20065
Belt - Fan & Alt.	T24473	TR22514	2840		
Hose - Upper		☞20065	John Deere 6-Cyl. 329 Diesel		
		or ●25473	1979-1977		
Hose - Lower		●26502	Belt - Fan & Alt.	N150864	TR22545
			Hose - Upper		☞20431

♣ Standard Belt May Also Be Available.
☞ Cut to Fit.

● Vulco-Flex® Coolant Hose.

Belts and Coolant Hose for Tractors Alphabetical

Application	Mfr. No.	Part No.
JOHN DEERE - Continued		
2855N		
John Deere 4-Cyl. 239 Diesel		
1992-1987		
Belt - Fan & Alt.; W/Viscous Fan	R87153	TR22545
Belt - Fan & Alt.; W/O Viscous Fan	R87154	TR22553
Hose - Upper - Eng. To Pipe		20065
Hose - Upper - Pipe To Rad.		20065
2940		
John Deere 6-Cyl. 359 Diesel		
1982-1980		
Belt - Fan & Alt.	R70446	TR22588
2950		
John Deere 6-Cyl. 359 Diesel		
1987-1983		
Belt - Fan & Alt.		TR22588
Belt - A.C.	L41330	▲9670HD
2955		
John Deere 6-Cyl. 359 Diesel		
1992-1987		
Belt - Fan & Alt.	R87152	TR22607
Belt - A.C.	L41330	▲9670HD
3005		
Yanmar 3-Cyl. 81 Diesel		
2010-2009		
Belt - Fan	M801821	▲9390HD
3010		
John Deere 4-Cyl. 201		
1963-1961		
Belt - Fan & Alt.	R41627	▲9560HD
Belt - Fan & Gen.	R26606R	▲9550HD
Hose - Upper; (2" I.D.)		24232
Hose - Upper		●26509
Hose - Lower		20590
		or ●26505
John Deere 4-Cyl. 201 LPG		
1963-1961		
Belt - Fan & Alt.	R41627	▲9560HD
Belt - Fan & Gen.	R26606R	▲9550HD
Hose - Upper; (2" I.D.)		24232
Hose - Upper		●26509
Hose - Lower		20590
		or ●26505
John Deere 4-Cyl. 254 Diesel		
1963-1961		
Belt - Fan & Alt.	R41628	▲9570HD
Belt - Fan & Gen.	R26607R	▲9555HD
Hose - Upper; (2" I.D.)		24232
Hose - Upper		●26509
Hose - Lower		20590
		or ●26505
3020		
John Deere 4-Cyl. 227		
1969-1964		
Belt - Fan & Alt.	R41627	▲9560HD
Belt - Fan & Gen.	R26606R	▲9550HD
Hose - Upper; (2" I.D.)		24232
Hose - Upper		●26509
Hose - Lower		20590
		or ●26505
John Deere 4-Cyl. 227 LPG		
1969-1964		
Belt - Fan & Alt.	R41627	▲9560HD
Belt - Fan & Gen.	R26606R	▲9550HD

Application	Mfr. No.	Part No.
JOHN DEERE - Continued		
3020 - Continued		
John Deere 4-Cyl. 227 LPG - Continued		
1969-1964 - Continued		
Hose - Upper; (2" I.D.)		24232
Hose - Upper		●26509
Hose - Lower		20590
		or ●26505
John Deere 4-Cyl. 241		
1972-1970		
Belt - Fan & Alt.	R41627	▲9560HD
Belt - Fan & Gen.	R26606R	▲9550HD
Hose - Upper; (2" I.D.)		24232
Hose - Upper		●26509
Hose - Lower		20590
		or ●26505
John Deere 4-Cyl. 241 LPG		
1972-1970		
Belt - Fan & Alt.	R41627	▲9560HD
Belt - Fan & Gen.	R26606R	▲9550HD
Hose - Upper; (2" I.D.)		24232
Hose - Upper		●26509
Hose - Lower		20590
		or ●26505
John Deere 4-Cyl. 270 Diesel		
1972-1964		
Belt - Fan & Alt.	R41628	▲9570HD
Belt - Fan & Gen.	R26607R	▲9555HD
Hose - Upper; (2" I.D.)		24232
Hose - Upper		●26509
Hose - Lower		20590
		or ●26505
3032E; 3038E		
Yanmar 3-Cyl. 98 Diesel		
2009		
Belt - Fan	M801821	▲9390HD
3055		
John Deere 6-Cyl. 359 Diesel		
1993-1991		
Belt - Fan & Alt.	R87152	TR22607
Belt - A.C.	L59206	▲9700HD
Hose - Upper		●26521
3120		
Yanmar 3-Cyl. 91 Diesel		
2008		
Belt - Fan	LVU11661	▲9415HD
3150		
John Deere 6-Cyl. 359 Diesel		
1987-1985		
Belt - Fan & Alt.	R82174	TR22570
Belt - A.C.	L41330	▲9670HD
Hose - Upper		§<20744
		or ●26534
3155		
John Deere 6-Cyl. 359 Diesel		
1991-1987		
Belt - Fan & Alt.; W/Viscous Fan	R91407	TR22588
Belt - A.C.; Ser. No. 663473 & Before	L41330	▲9670HD
Belt - A.C.; Ser. No. 663474 & After	L59206	▲9700HD
Hose - Upper		●26515
3203		
Yanmar 3-Cyl. 92 Diesel		
2008-2006		
Belt - Fan	LVU11661	▲9415HD

▲ Standard Belt May Also Be Available.
 §< Cut to Fit.

● Vulco-Flex® Coolant Hose.

Belts and Coolant Hose for Tractors Alphabetical

Application	Mfr. No.	Part No.
JOHN DEERE - Continued		
3255		
John Deere 6-Cyl. 359 Diesel		
1993-1992		
Belt - Fan & Alt.	R91407	TR22588
Belt - A.C.	L59206	▲9700HD
Hose - Upper		●26508
3320		
Yanmar 3-Cyl. 100 Diesel		
2009-2007		
Belt - Fan	LVU11661	▲9415HD
3520		
Yanmar 3-Cyl. 91 Diesel		
2011		
Belt - Accessory Drive	MIU10141	▲9505HD
2009-2008		
Belt - A.C.	MIU10141	▲9505HD
Belt - Fan	LVU11661	▲9415HD
3720		
Yanmar 3-Cyl. 91 Diesel		
2009-2008		
Belt - A.C.	MIU10141	▲9505HD
Belt - Fan	LVU11661	▲9415HD
4000		
John Deere 6-Cyl. 362		
1972-1969		
Hose - Upper; (2" I.D.)		24232
Hose - Upper		●26509
Hose - Lower		20590
	or	●26505
John Deere 6-Cyl. 404 Diesel		
1972-1969		
Belt - Fan & Alt.; W/A.C.	R46570	▲9600HD
Belt - Fan & Alt.; W/O A.C.		▲9570HD
Belt - Fan & Gen.	R26607R	▲9555HD
Belt - A.C.	46098	▲9415HD
Hose - Upper; (2" I.D.)		24232
Hose - Upper		●26509
Hose - Lower		20590
	or	●26505
4010		
John Deere 6-Cyl. 302		
1963-1961		
Hose - Upper; (2" I.D.)		24232
Hose - Upper		●26509
Hose - Lower		20590
	or	●26505
John Deere 6-Cyl. 302 LPG		
1963-1961		
Hose - Upper; (2" I.D.)		24232
Hose - Upper		●26509
Hose - Lower		20590
	or	●26505
John Deere 6-Cyl. 380 Diesel		
1963-1961		
Hose - Upper; (2" I.D.)		24232
Hose - Upper		●26509
Hose - Lower		20590
	or	●26505
Yanmar 3-Cyl. 47 Diesel		
2006-2005		
Belt - Fan; W/36" Belt O.C.	M802674	7360
Belt - Fan; W/36 1/2" Belt O.C.	M800347	7360
Belt - Fan; W/37" Belt O.C.	M811285	7370

▲ Standard Belt May Also Be Available.
 ② Two Required.

Application	Mfr. No.	Part No.
JOHN DEERE - Continued		
4010 - Continued		
Yanmar 3-Cyl. 47 Diesel - Continued		
2004-2002		
Belt - Fan	R41681	▲9560HD
Hose - Upper		●26509
4020		
John Deere 6-Cyl. 340		
1972-1964		
Hose - Upper; (2" I.D.)		24232
Hose - Upper		●26509
Hose - Lower		20590
	or	●26505
John Deere 6-Cyl. 340 LPG		
1972-1964		
Hose - Upper; (2" I.D.)		24232
Hose - Upper		●26509
Hose - Lower		20590
	or	●26505
John Deere 6-Cyl. 362		
1972-1964		
Hose - Upper; (2" I.D.)		24232
Hose - Upper		●26509
Hose - Lower		20590
	or	●26505
John Deere 6-Cyl. 362 LPG		
1972-1964		
Hose - Upper; (2" I.D.)		24232
Hose - Upper		●26509
Hose - Lower		20590
	or	●26505
John Deere 6-Cyl. 404 Diesel		
1972-1964		
Belt - Fan & Alt.; W/A.C.	R46570	▲9600HD
Belt - Fan & Alt.; W/O A.C.		▲9570HD
Belt - Fan & Gen.	R26607R	▲9555HD
Belt - A.C.	46098	▲9415HD
Hose - Upper; (2" I.D.)		24232
Hose - Upper		●26509
Hose - Lower		20590
	or	●26505
4030		
John Deere 6-Cyl. 303		
1977-1973		
Belt - Fan & Alt.	R41628	▲9570HD
Belt - A.C.	R53258	▲9700HD
Hose - Lower		●26518
Hose - By Pass; (3/4" I.D.)		28442
John Deere 6-Cyl. 329 Diesel		
1977-1973		
Belt - Fan & Alt.; W/57 1/4" Belt O.C.	R41628	▲9570HD
Belt - Fan & Alt.; W/59 1/4" Belt O.C.	R46113	▲9590HD
Belt - A.C.; Ser. No. 007171 & Before	R53258	▲9700HD
Hose - Upper		●26508
Hose - Lower		●26518
Hose - By Pass; (3/4" I.D.)		28442
4040		
John Deere 6-Cyl. 404 Diesel		
1982-1978		
Belt - Fan & Alt.	R52603	▲9625HD
Belt - A.C.	R71603	▲9415HD
Hose - Upper; (2" I.D.)		24232
4050		
John Deere 6-Cyl. 359 Diesel		
1988-1987		
Belt - Fan & Alt.; W/57 1/4" Belt O.C.	T26755	②▲9570HD

● Vulco-Flex® Coolant Hose.

Belts and Coolant Hose for Tractors Alphabetical

Application	Mfr. No.	Part No.	Application	Mfr. No.	Part No.
JOHN DEERE - Continued			JOHN DEERE - Continued		
4050 - Continued			4240		
John Deere 6-Cyl. 359 Diesel - Continued			John Deere 6-Cyl. 466 Diesel		
1988-1987 - Continued			1982-1978		
Belt - Fan & Alt.; W/59 1/4" Belt O.C.	H79235	②▲9590HD	Belt - Fan & Alt.	AR74662	②▲9660HD
Belt - A.C.	B2893R	▲9405HD	Belt - A.C.; W/41 3/4" Belt O.C.		▲9415HD
Hose - Upper		21544	Belt - A.C.; W/42 3/4" Belt O.C.	R63900	▲9425HD
Hose - Lower		✂21135	Hose - Lower; W/A.C.		21547
John Deere 6-Cyl. 466 Diesel			4250		
1986-1983			John Deere 6-Cyl. 466 Diesel		
Belt - Fan & Alt.; W/57 1/4" Belt O.C.	T26755	②▲9570HD	1988-1983		
Belt - Fan & Alt.; W/59 1/4" Belt O.C.	H79235	②▲9590HD	Belt - Fan & Alt.	RE29018	②▲9660HD
Belt - A.C.	B2893R	▲9405HD	Belt - A.C.	R73189	▲9430HD
Hose - Upper		21544	Hose - Upper		21544
Hose - Lower		✂21135	Hose - Lower		✂21135
4055			4255		
John Deere 6-Cyl. 466 Diesel			John Deere 6-Cyl. 466 Diesel		
1992-1989			1992-1989		
Belt - Fan & Alt.; W/66 3/8" Belt O.C.	RE29018	②▲9660HD	Belt - Fan & Alt.; W/66 3/8" Belt O.C.	RE29018	②▲9660HD
Belt - A.C.	R73189	▲9430HD	Belt - A.C.	R73189	▲9430HD
Hose - Upper		●26522	Hose - Upper		●26522
Hose - Lower		✂21135	Hose - Lower		✂21135
4100			4300		
Yanmar 3-Cyl. 61 Diesel			Yanmar 3-Cyl. 91 Diesel		
2003-1997			2003-1998		
Belt - Fan	M802674	7360	Belt - Fan		▲9412HD
Belt - Fan & Alt.	M802674	7360			
4105			4310		
Yanmar 3-Cyl. 91 Diesel			Yanmar 3-Cyl. 91 Diesel		
2009			2005-2002		
Belt - Fan	LVU11835	▲9405HD	Belt - Fan & Alt.; W/40A. Alt.	LVU11661	▲9415HD
4110			4320		
Yanmar 3-Cyl. 61 Diesel			John Deere 4-Cyl. 149 Diesel		
2006-2002			2009-2005		
Belt - Fan; W/36" Belt O.C.	M802674	7360	Belt - Fan & Alt.	R515222	▲K060935HD
Belt - Fan; W/36 1/2" Belt O.C.	M800347	7360			
Belt - Fan; W/37" Belt O.C.	M811285	7370	John Deere 6-Cyl. 404 Diesel		
4115			1972-1971		
Yanmar 3-Cyl. 73 Diesel			Belt - Fan & Alt.; W/A.C.		
2006-2002			Belt - Fan & Alt.; W/O A.C.		
Belt - Fan & Alt.	RG60467	▲K060923HD	Hose - Lower		
4120			4400		
John Deere 4-Cyl. 149 Diesel			Yanmar 3-Cyl. 101 Diesel		
2009-2004			2003-1998		
Belt - Fan & Alt.	R515222	▲K060935HD	Belt - Fan		▲9420HD
4200			4410		
Yanmar 3-Cyl. 73 Diesel			Yanmar 3-Cyl. 101 Diesel		
2003-1998			2006-2002		
Belt - Fan		▲9390HD	Belt - Fan & Alt.; W/40A. Alt.	LVU11661	▲9415HD
4230			4430		
John Deere 6-Cyl. 362			John Deere 6-Cyl. 404 Diesel		
1977-1973			1977-1973		
Belt - Fan & Alt.	R41681	▲9560HD	Belt - Fan & Alt.; W/A.C.	AR57266	②▲9630HD
Belt - A.C.	R46098	▲9415HD	Belt - Fan & Alt.; W/O A.C.	AR54592	②▲9625HD
John Deere 6-Cyl. 404 Diesel			Belt - A.C.		
1977-1973			R46098		
Belt - Fan & Alt.; W/62 3/4" Belt O.C.	R52603	▲9625HD	4440		
Belt - Fan & Alt.; W/64 1/4" Belt O.C.	R52604	▲9640HD	John Deere 6-Cyl. 466 Diesel		
Belt - A.C.	R46098	▲9415HD	1982-1978		
Hose - Upper; (2" I.D.)		24232	Belt - Fan & Alt.	AR74662	②▲9660HD
Hose - Upper		●26510	Belt - A.C.; W/41 3/4" Belt O.C.		▲9415HD
Hose - Lower		●26509	Belt - A.C.; W/42 3/4" Belt O.C.	R63900	▲9425HD
			Hose - Upper		21544
			Hose - Lower; W/A.C.		21547

② Two Required.
✂ Cut to Fit.

▲ Standard Belt May Also Be Available.
● Vulco-Flex® Coolant Hose.

Belts and Coolant Hose for Tractors Alphabetical

Application	Mfr. No.	Part No.
JOHN DEERE - Continued		
4450		
John Deere 6-Cyl. 466 Diesel		
1988-1983		
Belt - Fan & Alt.	RE29018	②▲9660HD
Belt - A.C.	R73189	▲9430HD
Hose - Upper		21544
Hose - Lower		≡<21135
4455		
John Deere 6-Cyl. 466 Diesel		
1992-1989		
Belt - Fan & Alt.; W/66 3/8" Belt O.C.	RE29018	②▲9660HD
Belt - A.C.	R73189	▲9430HD
Hose - Upper		●26522
Hose - Lower		≡<21135
4500		
Yanmar 4-Cyl. 121 Diesel		
2003-2001		
Belt - Fan; W/40A. Alt.	M802627	▲9412HD
Belt - Fan; W/55A. Alt.	LVU11661	▲9415HD
2000-1999		
Belt - Fan; W/40A. Alt.	M802627	▲9412HD
Belt - Fan; W/55A. Alt.	LVU11661	▲9415HD
Belt - Fan; W/40" Belt O.C.	M802627	▲9412HD
Belt - Fan; W/41 1/2" Belt O.C.	M809527	▲9425HD
1998		
Belt - Fan; W/40A. Alt.	M802627	▲9412HD
Belt - Fan; W/55A. Alt.	LVU11661	▲9415HD
4510		
Yanmar 4-Cyl. 121 Diesel		
2004-2003		
Belt - Fan & Alt.; W/40A. Alt.	LVU11661	▲9415HD
2002		
Belt - Fan & Alt.; W/O Cab	R135438	K080635
Belt - Fan & Alt.; W/Cab	R131435	▲K080855HD
Belt - Fan & Alt.; W/40A. Alt.	LVU11661	▲9415HD
Tensioner Assy. - Fan & Alt.	RE52490	38507
4520		
John Deere 4-Cyl. 149 Diesel		
2009-2005		
Belt - Fan & Alt.	AR43219	②▲9600HD
Belt - A.C.	R71603	▲9415HD
John Deere 6-Cyl. 404 Diesel		
1970-1969		
Belt - Fan & Alt.; W/O A.C.	AR43219	②▲9600HD
Hose - Upper		●26514
Hose - Lower		●26517
4555		
John Deere 6-Cyl. 466 Diesel		
1992-1989		
Belt - Fan & Alt.; W/66 3/8" Belt O.C.	RE29018	②▲9660HD
Belt - A.C.	R73189	▲9430HD
Hose - Upper		●26522
Hose - Lower		≡<21135
4560		
John Deere 6-Cyl. 466 Diesel		
1994-1992		
Belt - Fan & Alt.; W/66 3/8" Belt O.C.	RE29018	②▲9660HD
Belt - A.C.	R73189	▲9430HD
Hose - Lower		21135

Application	Mfr. No.	Part No.
JOHN DEERE - Continued		
4600		
Yanmar 4-Cyl. 121 Diesel		
2003-1998		
Belt - Fan; W/40A. Alt.	M802627	▲9412HD
Belt - Fan; W/55A. Alt.	LVU11661	▲9415HD
4610		
Yanmar 4-Cyl. 121 Diesel		
2004-2002		
Belt - Fan & Alt.; W/40A. Alt.	LVU11661	▲9415HD
4620		
John Deere 6-Cyl. 404 Diesel		
1972-1971		
Belt - Fan & Alt.	AR51059	②▲9610HD
Hose - Lower		●26524
4630		
John Deere 6-Cyl. 404 Diesel		
1977-1973		
Belt - Fan & Alt.; W/A.C.	AR57266	②▲9630HD
Belt - Fan & Alt.; W/O A.C.	AR54592	②▲9625HD
Belt - A.C.	R46098	▲9415HD
4640		
John Deere 6-Cyl. 466 Diesel		
1982-1978		
Belt - Fan & Alt.	AR74662	▲9660HD
Belt - A.C.	R71602	▲9425HD
4650		
John Deere 6-Cyl. 466 Diesel		
1988-1983		
Belt - Fan & Alt.	AR74662	▲9660HD
Belt - A.C.	R71602	▲9425HD
Hose - Upper		21544
Hose - Lower; W/2 1/2" I.D. Hose		≡<21135
Hose - Lower; W/3" I.D. Hose		≡<21420
4700		
Yanmar 4-Cyl. 134 Diesel		
2003-2000		
Belt - Fan; W/40A. Alt.	M802627	▲9412HD
Belt - Fan; W/55A. Alt.	LVU11661	▲9415HD
4710		
Yanmar 4-Cyl. 121 Diesel		
2004-2002		
Belt - Fan & Alt.; W/40A. Alt.	LVU11661	▲9415HD
4720		
John Deere 4-Cyl. 149 Diesel		
2009-2005		
Belt - Fan, Alt. & A.C.	R515222	▲K060935HD
4755		
John Deere 6-Cyl. 466 Diesel		
1991-1989		
Belt - Fan & Alt.; W/66 3/8" Belt O.C.	RE29018	②▲9660HD
Belt - A.C.	R73189	▲9430HD
4760		
John Deere 6-Cyl. 466 Diesel		
1994-1992		
Belt - Fan & Alt.; W/Single Belt	RE41942	▲9660HD
Belt - Fan & Alt.; W/Dual Belts	RE29018	②▲9660HD
Belt - A.C.	R73189	▲9430HD
Hose - Lower; (2 1/2" I.D.)		⊕24940

② Two Required.

≡< Cut to Fit.

⊕ Use Wire Inserted Green Stripe® Coolant Hose.

▲ Standard Belt May Also Be Available.

● Vulco-Flex® Coolant Hose.

Belts and Coolant Hose for Tractors Alphabetical

Application	Mfr. No.	Part No.	Application	Mfr. No.	Part No.
JOHN DEERE - Continued			JOHN DEERE - Continued		
4840			5083EN		
John Deere 6-Cyl. 466 Diesel			John Deere 4-Cyl. 276 Diesel		
1982-1978			2010		
Belt - Fan & Alt.	AR74662	▲9660HD	Serpentine Belt; Ser. No. 370000 & Before;		
Belt - A.C.	R71602	▲9425HD	W/Cab	R216071	▲K060594HD
4850			5085M		
John Deere 6-Cyl. 466 Diesel			John Deere 4-Cyl. 276 Diesel		
1988-1983			2010		
Belt - Fan & Alt.	AR74662	▲9660HD	Belt - Fan; W/O Cab	R270491	K060956
Belt - A.C.	R71602	▲9425HD	Tensioner Assy.	RE518097	38507
Hose - Upper		21544	2009		
Hose - Lower; W/2 1/2" I.D. Hose		✂21135	Belt - Fan; W/O Cab	R269264	K060623
Hose - Lower; W/3" I.D. Hose		✂21420	Belt - Fan; W/Cab	R269265	▲K080855HD
4955			5093E		
John Deere 6-Cyl. 466 Diesel			John Deere 4-Cyl. 276 Diesel		
1991-1989			2010		
Belt - Fan & Alt.; W/66 3/8" Belt O.C.	RE29018	②▲9660HD	Tensioner Assy.	RE518097	38507
Belt - A.C.	R73189	▲9430HD	2009		
4960			5093EN		
John Deere 6-Cyl. 466 Diesel			John Deere 4-Cyl. 276 Diesel		
1994-1992			2010		
Belt - Fan & Alt.	RE41942	②▲9660HD	Tensioner Assy.	RE518097	38507
Belt - A.C.		▲9405HD	2009		
Hose - Lower		21135	Belt - Fan	R133703	▲K080760HD
5010			5095M		
John Deere 6-Cyl. 531 Diesel			John Deere 4-Cyl. 276 Diesel		
1965-1963			2010		
Belt - Fan & Alt./Gen.	AR41574	②7612	Serpentine Belt; Ser. No. 370000 & Before;		
Hose - Upper; (2" I.D.)		24232	W/Cab	R216071	▲K060594HD
Hose - Lower		●26526	Serpentine Belt; Ser. No. 370000 & Before;		
Hose - By Pass - Front; (1 3/8" I.D.)		24222	W/O Cab	R133703	▲K080760HD
Hose - By Pass - Rear		✂21942	Tensioner Assy.	RE518097	38507
5020			5095MH		
John Deere 6-Cyl. 531 Diesel			John Deere 4-Cyl. 276 Diesel		
1972-1966			2010		
Belt - Fan & Alt./Gen.; W/61 5/8" Belt O.C. ...	AR41574	②7612	Belt - Fan; W/O Cab	R270491	K060956
Belt - Fan & Alt.; W/A.C.; W/67 1/8" Belt O.C. ...	AR46970	②7665	Tensioner Assy.	RE518097	38507
Hose - Upper; (2" I.D.)		24232	2009		
Hose - Lower		●26526	Belt - Fan; W/O Cab	R269264	K060623
Hose - By Pass - Front; (1 3/8" I.D.)		24222	Tensioner Assy.	RE518097	38507
Hose - By Pass - Rear		✂21942	5101E		
5065M; 5075M			John Deere 4-Cyl. 276 Diesel		
John Deere 5-Cyl. 184 Diesel			2010		
2009			Serpentine Belt; Ser. No. 340000 & Before ...	R133703	▲K080760HD
Belt - Fan; W/O Cab	R270491	K060956	Tensioner Assy.	RE518097	38507
Tensioner Assy.	RE518097	38507	2009		
John Deere 5-Cyl. 186 Diesel			John Deere 4-Cyl. 276 Diesel		
2010			2010		
Belt - Fan; W/O Cab	R270491	K060956	Belt - Fan	R133703	▲K080760HD
Tensioner Assy.	RE518097	38507	Tensioner Assy. - Fan	RE518097	38507
5083E			5101EN		
John Deere 4-Cyl. 276 Diesel			John Deere 4-Cyl. 276 Diesel		
2010			2010		
Serpentine Belt; Ser. No. 340000 & Before;			Serpentine Belt; Ser. No. 370000 & Before;		
W/O Cab	R133703	▲K080760HD	W/Cab	R216071	▲K060594HD
Tensioner Assy.	RE518097	38507	John Deere 4-Cyl. 276 Diesel		
2009			2010		
Belt - Fan; W/O Cab	R216071	▲K060594HD	Serpentine Belt; Ser. No. 370000 & Before;		
Belt - Fan; W/Cab	R133703	▲K080760HD	W/Cab	R216071	▲K060594HD
Tensioner Assy. - Fan; W/Cab	RE518097	38507	John Deere 4-Cyl. 276 Diesel		
Tensioner Assy. - Fan; W/O Cab	RE518097	38507	2010		

▲ Standard Belt May Also Be Available.
 ② Two Required.

✂ Cut to Fit.
 ● Vulco-Flex® Coolant Hose.

Belts and Coolant Hose for Tractors Alphabetical

Application	Mfr. No.	Part No.	Application	Mfr. No.	Part No.
JOHN DEERE - Continued			JOHN DEERE - Continued		
5101EN - Continued			5225		
John Deere 4-Cyl. 276 Diesel - Continued			John Deere 5-Cyl. 186 Diesel		
2010 - Continued			2008-2005		
Serpentine Belt; Ser. No. 370000 & Before;			Belt - Fan & Alt. R505810		
W/O Cab R133703			Belt - Fan, Alt. & A.C. R515218		
Tensioner Assy. RE518097					
			♣K060923HD K060950		
			5300		
5103			John Deere 3-Cyl. 179 Diesel		
John Deere 3-Cyl. 179 Diesel			1997-1992		
2008-2003			Belt - Fan & Alt. R73784		
Belt - Fan & Alt. R73784			Belt - A.C. R128502		
			Hose - Upper 20065		
			5303		
			John Deere 3-Cyl. 179 Diesel		
			2008-2003		
			Belt - Alt. R73784		
			5310		
			John Deere 3-Cyl. 179 Diesel		
			2001-1998		
			Belt - Fan R73784		
			Belt - A.C. R128502		
			Hose - Upper 20065		
			5320		
			John Deere 3-Cyl. 179 Diesel		
			2004-2001		
			Belt - Fan & Alt. R73784		
			Belt - A.C. R128502		
			Hose - Upper 20065		
			5325		
			John Deere 5-Cyl. 186 Diesel		
			2008-2005		
			Belt - Fan & Alt. R505810		
			Belt - Fan, Alt. & A.C. R515218		
			♣K060923HD K060950		
			5400		
			John Deere 3-Cyl. 179 Diesel		
			1997-1992		
			Belt - Fan & Alt. R73784		
			Belt - A.C. R128502		
			Hose - Upper 20065		
			or ●25473		
			5410		
			John Deere 4-Cyl. 276 Diesel		
			2001-1998		
			Belt - Fan, Alt. & A.C. R135823		
			♣K080760HD		
			5420		
			John Deere 4-Cyl. 276 Diesel		
			2004-2002		
			Belt - Fan, Alt. & A.C. R135823		
			Tensioner Assy. RE70536		
			♣K080760HD 38654		
			5425		
			John Deere 4-Cyl. 276 Diesel		
			2008-2005		
			Belt - Fan & Alt. R216071		
			Belt - Fan, Alt. & A.C. R133703		
			Tensioner Assy. RE518097		
			♣K060594HD ♣K080760HD 38507		
			5500		
			John Deere 4-Cyl. 239 Diesel		
			1997-1996		
			Belt - Fan & Alt.; W/Cab E75596		
			Belt - Fan & Alt.; W/O Cab N150864		
			TR22553 TR22545		

♣ Standard Belt May Also Be Available.

● Vulco-Flex® Coolant Hose.

Belts and Coolant Hose for Tractors Alphabetical

Application	Mfr. No.	Part No.	Application	Mfr. No.	Part No.
JOHN DEERE - Continued			JOHN DEERE - Continued		
5500 - Continued			6120 - Continued		
John Deere 4-Cyl. 239 Diesel - Continued			John Deere 4-Cyl. 276 Diesel - Continued		
1997-1996 - Continued			2008-2002 - Continued		
Belt - A.C.	R128502	▲9630HD	Tensioner Assy.	AL156090	38661
5510			6130D		
John Deere 4-Cyl. 276 Diesel			John Deere 4-Cyl. 276 Diesel		
2001-1998			2010		
Belt - Fan, Alt. & A.C.	R135823	▲K080760HD	Serpentine Belt; W/Cab	R270857	K080860HD
5520			Tensioner Assy.	RE518097	38507
John Deere 4-Cyl. 276 Diesel			2009		
2005-2000			Belt - Fan	R270857	K080860HD
Belt - Fan, Alt. & A.C.	R135823	▲K080760HD	Tensioner Assy. - Fan	RE518097	38507
Tensioner Assy.	RE70536	38654	6140D		
5525			John Deere 4-Cyl. 276 Diesel		
John Deere 4-Cyl. 276 Diesel			2009		
2008-2005			Tensioner Assy. - Fan	RE518097	38507
Belt - Fan & Alt.	R216071	▲K060594HD	6200		
Belt - Fan, Alt. & A.C.	R133703	▲K080760HD	John Deere 4-Cyl. 239 Diesel		
Tensioner Assy.	RE518097	38507	1997-1992		
5625			Belt - Fan & Alt.; W/Hyd. Tensioner; Ser. No.		
John Deere 4045T Powertech Diesel			125189 & Before		
2008-2007			125190 & After		
Belt - Fan & Alt.; W/O A.C.	R216071	▲K060594HD	L111169		
Belt - Fan & Alt.; W/A.C.	R133703	▲K080760HD	▲K060675HD		
Tensioner Assy.	RE518097	38507	▲K080685HD		
6030			▲K060675HD		
John Deere 6-Cyl. 531 Diesel			▲K080876HD		
1977-1972			▲K080876HD		
Belt - Fan; W/61 5/8" Belt O.C.	AR56638	②7612	K080868HD		
Belt - Fan; W/67 1/8" Belt O.C.	AR46970	②7665	▲K080876HD		
Belt - Fan & Alt.	AR53099	②▲9650HD	▲K080876HD		
Belt - A.C.	R49422	▲9430HD	K080868HD		
Hose - Upper		●26510	38660		
Hose - Lower		●26526			
Hose - Lower - Eng. To Pipe; Ser. No. 288433 & After		✂21400			
Hose - By Pass		✂20267			
6100D			6210		
John Deere 4-Cyl. 276 Diesel			John Deere 4045T Powertech Diesel		
2010			2001-1998		
Serpentine Belt; W/Cab	R270857	K080860HD	Belt - Fan & Alt.		▲K080760HD
Tensioner Assy.	RE518097	38507	Belt - Fan, Alt. & A.C.	L111601	▲K080968HD
2009			6215		
Belt - Fan; W/Cab	R270857	K080860HD	John Deere 4045T Powertech Diesel		
6110			2008-2003		
John Deere 4045T Powertech Diesel			Belt - Fan & Alt.		
2001-1998			114489		
Belt - Fan & Alt.		▲K080760HD	▲K080760HD		
Belt - Fan, Alt. & A.C.	L111601	▲K080968HD	▲K080968HD		
6115D			38661		
John Deere 4-Cyl. 276 Diesel			6220		
2010			John Deere 4045T Powertech Diesel		
Serpentine Belt; W/Cab	R270857	K080860HD	2008-2002		
Tensioner Assy.	RE518097	38507	Belt - Fan & Alt.		
2009			L114489		
Belt - Fan; W/Cab	R270857	K080860HD	▲K080760HD		
Tensioner Assy. - Fan	RE518097	38507	▲K080968HD		
6120			38661		
John Deere 4-Cyl. 276 Diesel			6230		
2008-2002			John Deere 4-Cyl. 276 Diesel		
Belt - Fan & Alt.	L114489	▲K080760HD	2010		
Belt - Fan, Alt. & A.C.	L111601	▲K080968HD	Serpentine Belt; W/A.C.		
			L114488		
			▲K080751HD		
			38661		
			6200		
			John Deere 4-Cyl. 239 Diesel		
			1997-1992		
			Belt - Fan & Alt.; W/Hyd. Tensioner; Ser. No.		
			125189 & Before		
			L111169		
			▲K060675HD		
			Belt - Fan & Alt.; W/Hyd. Tensioner; Ser. No.		
			125190 & After		
			L111685		
			▲K080685HD		
			Belt - Fan & Alt.; W/Mech. Tensioner		
			L111169		
			▲K060675HD		

▲ Standard Belt May Also Be Available.
● Vulco-Flex® Coolant Hose.

② Two Required.
✂ Cut to Fit.

Belts and Coolant Hose for Tractors Alphabetical

Application	Mfr. No.	Part No.	Application	Mfr. No.	Part No.
JOHN DEERE - Continued			JOHN DEERE - Continued		
6300 - Continued			6410 - Continued		
John Deere 4-Cyl. 239 Diesel - Continued			John Deere 4045T Powertech Diesel - Continued		
1997-1992 - Continued			2000-1998		
Belt - Fan, Alt. & A.C.; W/Hyd. Tensioner; Ser. No. 106163 & Before	L111170	▲K080876HD	Belt - Fan & Alt.	L111600	▲K080760HD
Belt - Fan, Alt. & A.C.; W/Hyd. Tensioner; Ser. No. 106164 & After	L110606	▲K080878HD	Belt - Fan, Alt. & A.C.	L111600	▲K080968HD
Belt - Fan, Alt. & A.C.; W/Mech. Tensioner	L110605	▲K080868HD	6415		
Tensioner Assy.; W/Mech. Tensioner	AL110621	38660	John Deere 4-Cyl. 276 Diesel		
Hose - Upper		●21115	2008-2005		
	or	●26531	Belt - Fan & Alt.	L114489	▲K080760HD
			Belt - Fan, Alt. & A.C.	L111601	▲K080968HD
			Tensioner Assy.	AL156090	38661
			2004-2003		
			Belt - Fan & Alt.	114489	▲K080760HD
			Belt - Fan, Alt. & A.C.	L111601	▲K080968HD
			Tensioner Assy.	AL156090	38661
			6420		
6310			John Deere 4-Cyl. 276 Diesel		
John Deere 4045T Powertech Diesel			2008-2002		
2001-1998			Belt - Fan & Alt.	L114489	▲K080760HD
Belt - Fan & Alt.		▲K080760HD	Belt - Fan, Alt. & A.C.	L111601	▲K080968HD
Belt - Fan, Alt. & A.C.	L111600	▲K080968HD	Tensioner Assy.	AL156090	38661
6320			6430		
John Deere 4045T Powertech Diesel			John Deere 4-Cyl. 276 Diesel		
2008-2002			2010		
Belt - Fan & Alt.	L114489	▲K080760HD	Serpentine Belt; W/8-Valve Eng.; W/O A.C.	L153280	▲K080751HD
Belt - Fan, Alt. & A.C.	L111601	▲K080968HD	Serpentine Belt; W/16-Valve Eng.; Ser. No. 634684 & After; W/O A.C.	L153280	▲K080751HD
Tensioner Assy.	AL156090	38661	Serpentine Belt; W/8-Valve Eng.; W/A.C.	L155538	▲K080968HD
6330			Serpentine Belt; W/16-Valve Eng.; Ser. No. 634683 & Before; W/A.C.	L114292	▲K080986HD
John Deere 4-Cyl. 276 Diesel			Serpentine Belt; W/16-Valve Eng.; Ser. No. 634684 & After; W/A.C.	L155538	▲K080968HD
2010			Tensioner Assy.	AL156090	38661
Serpentine Belt; W/A.C.	L155538	▲K080968HD	2009		
Serpentine Belt; W/O A.C.	L153280	▲K080751HD	Belt - Fan, Alt. & A.C.	L155538	▲K080968HD
Tensioner Assy.	AL156090	38661	Belt - Fan & Alt.	L153280	▲K080751HD
2009			Tensioner Assy. - Fan	AL156090	38661
Belt - Fan & Alt.	L153280	▲K080751HD	2008-2007		
Belt - Fan, Alt. & A.C.	L155538	▲K080968HD	Belt - Fan, Alt. & A.C.	L155538	▲K080968HD
Tensioner Assy. - Fan	AL156090	38661	Belt - Fan & Alt.	L153280	▲K080751HD
6400			Tensioner Assy.	AL156090	38661
John Deere 4-Cyl. 276 Diesel			6500L		
1997-1992			John Deere 4-Cyl. 239 Diesel		
Belt - Fan & Alt.; W/Hyd. Tensioner; Ser. No. 125189 & Before	L111169	▲K060675HD	1995		
Belt - Fan & Alt.; W/Hyd. Tensioner; Ser. No. 125190 & After	L111685	▲K080685HD	Belt - Fan & Alt.; Ser. No. 159438 & Before; W/Hyd. Tensioner	L110600	▲K080670HD
Belt - Fan & Alt.; W/Mech. Tensioner	L111169	▲K060675HD	Belt - Fan & Alt.; Ser. No. 159439 & After; W/Mech. Tensioner	L110599	▲K060660HD
Belt - Fan, Alt. & A.C.; W/Hyd. Tensioner	L111170	▲K080876HD	Tensioner Assy.; W/Mech. Tensioner	AL110621	38660
Belt - Fan, Alt. & A.C.; W/Mech. Tensioner	L110605	▲K080868HD	John Deere 4-Cyl. 276 Diesel		
Tensioner Assy.; W/Mech. Tensioner	AL110621	38660	1997		
6403			Belt - Fan & Alt.; Ser. No. 159438 & Before; W/Hyd. Tensioner	L110600	▲K080670HD
John Deere 4-Cyl. 276 Diesel			Belt - Fan & Alt.; Ser. No. 159439 & After; W/Mech. Tensioner	L110599	▲K080660HD
2008-2002			Tensioner Assy.; W/Mech. Tensioner	AL110621	38660
Belt - Fan & Alt.	R502599	K080644	1996		
Belt - Fan, Alt. & A.C.	R500381	▲K080903HD	Belt - Fan & Alt.; Ser. No. 159438 & Before; W/Hyd. Tensioner	L110600	▲K080670HD
6405 Advantage			Belt - Fan & Alt.; Ser. No. 159439 & After; W/Mech. Tensioner	L110599	▲K060660HD
John Deere 4045T Powertech Diesel			Tensioner Assy.; W/Mech. Tensioner	AL110621	38660
2002			1994		
Belt - Fan, Alt. & A.C.	L111600	▲K080968HD	Belt - Fan & Alt.; Ser. No. 159438 & Before; W/Hyd. Tensioner	L110600	▲K080670HD
Belt - Fan & Alt.	L114489	▲K080760HD	Belt - Fan & Alt.; Ser. No. 159439 & After; W/Mech. Tensioner	L110599	▲K060660HD
2001-1997			Tensioner Assy.; W/Mech. Tensioner	AL110621	38660
Belt - Fan, Alt. & A.C.	L111600	▲K080968HD	1994		
Belt - Fan & Alt.	L114489	▲K080760HD	Belt - Fan & Alt.; Ser. No. 159438 & Before; W/Hyd. Tensioner	L110600	▲K080670HD
Belt - Fan	8K1930	▲K080760HD	Belt - Fan & Alt.; Ser. No. 159439 & After; W/Mech. Tensioner	L110599	▲K060660HD
6410			Tensioner Assy.; W/Mech. Tensioner	AL110621	38660
John Deere 4045T Powertech Diesel			1994		
2001			Belt - Fan & Alt.; Ser. No. 159438 & Before; W/Hyd. Tensioner	L110600	▲K080670HD
Belt - Fan & Alt.	L114489	▲K080760HD	Belt - Fan & Alt.; Ser. No. 159439 & After; W/Mech. Tensioner	L110599	▲K060660HD
Belt - Fan, Alt. & A.C.	L111601	▲K080968HD	1994		

▲ Standard Belt May Also Be Available.
● Vulco-Flex® Coolant Hose.

≡ Cut to Fit.

Belts and Coolant Hose for Tractors Alphabetical

Application	Mfr. No.	Part No.
JOHN DEERE - Continued		
6500L - Continued		
John Deere 4-Cyl. 276 Diesel - Continued		
1994 - Continued		
Tensioner Assy.; W/Mech. Tensioner	AL110621	38660
6510		
John Deere 4045T Powertech Diesel		
2001-1998		
Belt - Fan & Alt.	L114489	▲K080760HD
Belt - Fan, Alt. & A.C.	L111600	▲K080968HD
6520L		
John Deere 4045T Powertech Diesel		
2008-2002		
Belt - Fan & Alt.	L111601	▲K080968HD
Belt - Fan, Alt. & A.C.	L114489	▲K080760HD
Tensioner Assy.	AL156090	38661
6603		
John Deere 6-Cyl. 414 Diesel		
2008-2002		
Belt - Fan & A.C.	R505186	K080655
Belt - Fan, Alt. & A.C.	R135194	▲K080926HD
6605 Advantage		
John Deere 6068T Powertech Diesel		
2002		
Belt - Fan, Alt. & A.C.	L111600	▲K080968HD
Belt - Fan & Alt.	L114488	▲K080751HD
2001-1997		
Belt - Fan, Alt. & A.C.	L111600	▲K080968HD
Belt - Fan & Alt.	L114488	▲K080751HD
Belt - Fan	L114488	▲K080751HD
6615; 6715		
John Deere 6-Cyl. 414 Diesel		
2008-2002		
Belt - Fan & A.C.	L155538	▲K080968HD
Belt - Fan & Alt.	L114488	▲K080751HD
Belt - Fan, Alt. & A.C.	L111601	▲K080968HD
Tensioner Assy.	AL156090	38661
7020		
John Deere 6-Cyl. 404 Diesel		
1975-1971		
Belt - Fan & Alt.; W/A.C.; Ser. No. 335845 & Before	AR56638	②7612
Belt - Fan & Alt.; W/O A.C.; Ser. No. 335845 & Before	AR51059	②▲9610HD
Belt - Fan & Alt.; Ser. No. 335846 & After; W/59 1/4" Belt O.C. ..		②▲9590HD
Belt - Fan & Alt.; Ser. No. 335846 & After; W/63 1/4" Belt O.C.	AR57266	②▲9630HD
Belt - A.C.	R46098	▲9415HD
Hose - Upper - Pipe To Rad.; Ser. No. 002699 & Before(2" I.D.)		24432
Hose - Lower		≠20748
7130		
John Deere 4-Cyl. 276 Diesel		
2010		
Serpentine Belt	L111601	▲K080968HD
Tensioner Assy.	AL156090	38661
John Deere 6-Cyl. 414 Diesel		
2010		
Serpentine Belt	L111601	▲K080968HD
Tensioner Assy.	AL156090	38661
2009-2008		
Belt - Fan & Alt.	L114488	▲K080751HD
Belt - Fan, Alt. & A.C.	L111601	▲K080968HD
Tensioner Assy. - Serpentine	AL156090	38661

Application	Mfr. No.	Part No.
JOHN DEERE - Continued		
7130 Premium		
John Deere 4-Cyl. 276 Diesel		
2010		
Serpentine Belt	L111601	▲K080968HD
Tensioner Assy.	AL156090	38661
John Deere 6-Cyl. 414 Diesel		
2010		
Serpentine Belt	L111601	▲K080968HD
Tensioner Assy.	AL156090	38661
2009-2008		
Belt - Fan, Alt. & A.C.	L111601	▲K080968HD
Tensioner Assy. - Serpentine	AL156090	38661
7200		
John Deere 6-Cyl. 359 Diesel		
1996-1993		
Belt - Fan & Alt.; W/Cab	R118317	▲K080710HD
Belt - Fan & Alt.; W/O Cab	R95917	K080644
Belt - Fan, Alt. & A.C.	R115614	▲K080903HD
Hose - Upper		●26511
7210		
John Deere 6-Cyl. 414 Diesel		
2002-1996		
Belt - Fan & Alt.; W/O Cab	R135438	K080635
Belt - Fan & Alt.; W/Cab	R131435	▲K080855HD
Tensioner Assy. - Fan & Alt.	RE52490	38507
7220		
John Deere 6-Cyl. 414 Diesel		
2008-2003		
Belt - Fan & Alt.	L114488	▲K080751HD
Belt - Fan, Alt. & A.C.	L111601	▲K080968HD
Tensioner Assy.	AL156090	38661
7230		
John Deere 6-Cyl. 414 Diesel		
2010-2008		
Serpentine Belt; W/A.C.	L111600	▲K080968HD
Belt - Fan & Alt.	L114488	▲K080751HD
Tensioner Assy. - Serpentine	AL156090	38661
7230 Premium		
John Deere 6-Cyl. 414 Diesel		
2010-2008		
Serpentine Belt	L111600	▲K080968HD
Tensioner Assy. - Serpentine	AL156090	38661
7320		
John Deere 6-Cyl. 414 Diesel		
2008-2003		
Belt - Fan & Alt.	L114488	▲K080751HD
Belt - Fan, Alt. & A.C.	L111600	▲K080968HD
Tensioner Assy.	AL156090	38661
7330		
John Deere 6-Cyl. 414 Diesel		
2010-2008		
Serpentine Belt; W/O A.C.	L153280	▲K080751HD
Serpentine Belt; W/A.C.	L155538	▲K080968HD
Tensioner Assy. - Serpentine	AL156090	38661
7330 Premium		
John Deere 6-Cyl. 414 Diesel		
2010-2008		
Serpentine Belt; W/O A.C.	L155538	▲K080968HD
Serpentine Belt; W/A.C.	L169273	▲K080897HD
Tensioner Assy. - Serpentine	AL156090	38661

▲ Standard Belt May Also Be Available.
≠ Cut to Fit.

② Two Required.
● Vulco-Flex® Coolant Hose.

Belts and Coolant Hose for Tractors Alphabetical

Application	Mfr. No.	Part No.
JOHN DEERE - Continued		
7400 Tractor		
John Deere 6-Cyl. 414 Diesel		
1996-1994		
Belt - Fan & Alt.	R118317	♣K080710HD
Belt - Fan, Alt. & A.C.	R115614	♣K080903HD
Tensioner Assy.	RE52490	38507
Hose - Upper		●26511
7405 Advantage		
John Deere 6-Cyl. 414 Diesel		
2002-1998		
Belt - Fan & Alt.	R123453	♣K080638HD
7410		
John Deere 6-Cyl. 414 Diesel		
2002-1997		
Belt - Fan & Alt.; W/O Cab	R135438	K080635
Belt - Fan & Alt.; W/Cab	R131435	♣K080855HD
Tensioner Assy. - Fan & Alt.	RE52490	38507
7420		
John Deere 6-Cyl. 414 Diesel		
2008-2003		
Belt - Fan, Alt. & A.C.	L153285	♣K080968HD
Belt - Fan & Alt.	L153280	♣K080751HD
Tensioner Assy.	AL156090	38661
7430 Premium		
John Deere 6-Cyl. 414 Diesel		
2010-2008		
Serpentine Belt	L169273	♣K080897HD
Tensioner Assy. - Serpentine	AL156090	38661
7510		
John Deere 6-Cyl. 414 Diesel		
2002-1999		
Belt - Fan & Alt.; W/O Cab	R135438	K080635
Belt - Fan & Alt.; W/Cab	R131435	♣K080855HD
Tensioner Assy. - Fan & Alt.	RE52490	38507
7520		
John Deere 6-Cyl. 414 Diesel		
2008-2003		
Belt - Fan, Alt. & A.C.	L153285	♣K080968HD
Belt - Fan & Alt.	L153280	♣K080751HD
Tensioner Assy.	AL156090	38661
John Deere 6-Cyl. 531 Diesel		
1975-1972		
Belt - Fan; W/61 5/8" Belt O.C.	AR56638	②7612
Belt - Fan; W/67 1/8" Belt O.C.	AR46970	②7665
Belt - Fan & Alt.	AR53099	②9650HD
Belt - A.C.	R49422	♣9430HD
7530 Premium		
John Deere 6-Cyl. 414 Diesel		
2010		
Serpentine Belt	L169273	♣K080897HD
Tensioner Assy. - Serpentine	AL156090	38661
7600		
John Deere 6-Cyl. 414 Diesel		
1996-1992		
Belt - Fan & Alt.; W/Air Brake Compr.	R115936	♣K080897HD
Belt - Fan & Alt.; W/O Air Brake Compr.	R95917	K080644
Belt - Fan, Alt. & A.C.; W/Air Brake Compr. ...	R115935	♣K081020HD
Belt - Fan, Alt. & A.C.; W/O Air Brake Compr. ...	R95924	♣K080903HD
Tensioner Assy. - Fan, Alt. & A.C.	RE68715	38507
Tensioner Pulley - Fan, Alt. & A.C.	RE68715	36091

♣ Standard Belt May Also Be Available.
② Two Required.

Application	Mfr. No.	Part No.
JOHN DEERE - Continued		
7610		
John Deere 6-Cyl. 414 Diesel		
2002-1996		
Belt - Fan, Alt. & A.C.	R115614	♣K080903HD
Belt - Fan & Alt.; W/O A.C.	R123460	♣K080660HD
Tensioner Assy. - Fan, Alt. & A.C.	RE52490	38507
7630		
John Deere 6-Cyl. 414 Diesel		
2009		
Belt - Fan; W/Viscous Fan Clutch	R245222	♣K080986HD
Belt - Fan; W/O Viscous Fan Clutch	R267275	♣K081000HD
Tensioner Assy. - Fan; W/Viscous Fan	RE232242	38507
Tensioner Assy. - Fan; W/O Viscous Fan	RE232242	38507
2008-2007		
Belt - Fan; W/Viscous Fan Clutch	R245222	♣K080986HD
Belt - Fan; W/O Viscous Fan Clutch	R267275	♣K081000HD
Tensioner Assy.	RE232242	38507
7700		
John Deere 6-Cyl. 466 Diesel		
1996-1993		
Belt - Fan & Alt.	R106122	♣K080653HD
Belt - Fan, Alt. & A.C.	R106120	♣K080751HD
Tensioner Assy. - Fan, Alt. & A.C.	RE68715	38507
Tensioner Pulley - Fan, Alt. & A.C.	RE68715	36091
7710		
John Deere 6-Cyl. 8.1 L Diesel		
2003-1996		
Belt - Fan & Alt.; W/O Cab	R123459	♣K080660HD
Belt - Fan & Alt.; W/Cab	R133518	♣K080790HD
Tensioner Assy. - Fan & Alt.	RE68715	38507
Tensioner Pulley - Fan, Alt. & A.C.	RE68715	36091
7720 Tractor		
John Deere 6-Cyl. 414 Diesel		
2006-2004		
Belt - Fan, Alt. & A.C.	R202628	♣K080986HD
Hose - Upper - Eng. To Pipe		●26514
7730		
John Deere 6-Cyl. 414 Diesel		
2009		
Belt - Fan; W/Viscous Fan Clutch	R245222	♣K080986HD
Belt - Fan; W/O Viscous Fan Clutch	R267275	♣K081000HD
Tensioner Assy. - Fan; W/Viscous Fan	RE232242	38507
Tensioner Assy. - Fan; W/O Viscous Fan	RE232242	38507
2008-2007		
Belt - Fan; W/Viscous Fan Clutch	R245222	♣K080986HD
Belt - Fan; W/O Viscous Fan Clutch	R267275	♣K081000HD
Tensioner Assy.	RE232242	38507
7800		
John Deere 6-Cyl. 466 Diesel		
1996-1992		
Belt - Fan & Alt.	R106122	♣K080653HD
Belt - Fan, Alt. & A.C.	R106120	♣K080751HD
Tensioner Assy. - Fan, Alt. & A.C.	RE68715	38507
Tensioner Pulley - Fan, Alt. & A.C.	RE68715	36091
7810		
John Deere 6-Cyl. 8.1 L Diesel		
2003-1996		
Belt - Fan	R128210	K081065HD

● Vulco-Flex® Coolant Hose.

Belts and Coolant Hose for Tractors Alphabetical

Application	Mfr. No.	Part No.	Application	Mfr. No.	Part No.
JOHN DEERE - Continued			JOHN DEERE - Continued		
7820			8100T - Continued		
John Deere 6-Cyl. 8.1 L Diesel			John Deere 6-Cyl. 8.1 L Diesel - Continued		
2006-2004			1999-1997 - Continued		
Belt - Fan, Alt. & A.C.	R181918	▲K081074HD	Belt - Alt. & A.C.; W/O Air Brake Compr.	R124785	▲K080496HD
Hose - Upper - Eng. To Pipe		●26514	Belt - Fan	R131213	K140279HD
7830			Tensioner Assy. - Fan	RE69083	38621
John Deere 6-Cyl. 414 Diesel			8110		
2009			John Deere 6-Cyl. 8.1 L Diesel		
Belt - Fan; W/O Viscous Fan	R267275	▲K081000HD	2001-1999		
Belt - Fan; W/Viscous Fan	R245223	K080981	Belt - Fan	R131213	K140279HD
Tensioner Assy. - Fan; W/O Viscous Fan	RE232242	38507	Belt - Air Brake Compr.	R157688	▲K080760HD
Tensioner Assy. - Fan; W/Viscous Fan	RE232242	38507	Tensioner Assy. - Fan	RE69083	38621
2008-2007			8110T		
Belt - Fan; W/Viscous Fan Clutch	R245223	K080981	John Deere 6-Cyl. 8.1 L Diesel		
Belt - Fan; W/O Viscous Fan Clutch	R267275	▲K081000HD	2001-1999		
Tensioner Assy.	RE232242	38507	Belt - Fan	R131213	K140279HD
7920			Tensioner Assy. - Fan	RE69083	38621
John Deere 6-Cyl. 8.1 L Diesel			8120		
2006-2004			John Deere 6-Cyl. 8.1 L Diesel		
Belt - Fan, Alt. & A.C.	R202629	K081065HD	2005		
Hose - Upper - Eng. To Pipe		●26514	Belt - Fan	R164820	K080468HD
7930			Belt - Alt. & A.C.; W/Air Brake Compr.	R228566	▲K080855HD
John Deere 6-Cyl. 414 Diesel			Belt - Alt. & A.C.; W/O Air Brake Compr.; Ser. No. 023919 & After	R228118	▲K080710HD
2009			Tensioner Pulley - Alt. & A.C.	RE184034	36091
Belt - Fan; W/O Viscous Fan	R265241	K080994HD	2004		
Tensioner Assy. - Fan; W/Viscous Fan	RE232242	38507	Belt - Fan	R164820	K080468HD
Tensioner Assy. - Fan; W/O Viscous Fan	RE232242	38507	Belt - Alt. & A.C.; W/Air Brake Compr.	R228566	▲K080855HD
2008-2007			Belt - Alt. & A.C.; W/O Air Brake Compr.	R228118	▲K080710HD
Tensioner Assy.	RE232242	38507	Tensioner Pulley - Alt. & A.C.	RE184034	36091
8010			2003-2002		
GM 6-Cyl. 426 Diesel			Belt - Fan	R164820	K080468HD
1961-1960			Belt - Alt. & A.C.; W/Air Brake Compr.	R228566	▲K080855HD
Belt - Fan	AR29285R	②▲9420HD	Belt - Alt. & A.C.; W/O Air Brake Compr.	R228118	▲K080710HD
Belt - Gen.	R29474R	▲9360HD	Tensioner Pulley	RE184034	36091
Hose - Upper		≡20420	8120T		
		or ●26508	John Deere 6-Cyl. 8.1 L Diesel		
Hose - Lower		20744	2005-2002		
8020			Belt - Fan	R164820	K080468HD
GM 6-Cyl. 426 Diesel			Belt - Alt. & A.C.; W/Air Brake Compr.	R228566	▲K080855HD
1964-1961			Belt - Alt. & A.C.; W/O Air Brake Compr.	R228118	▲K080710HD
Belt - Fan	AR29285R	②▲9420HD	8130		
Belt - Gen.	R29474R	▲9360HD	John Deere 6-Cyl. 9.0 L Diesel		
Hose - Upper		≡20420	2009-2008		
		or ●26508	Serpentine Belt; W/Air Brake Compr.	R210808	▲K080830HD
Hose - Lower		20744	Serpentine Belt; W/O Air Brake Compr.	R211183	▲K080510HD
8100			Tensioner Assy. - Serpentine	RE243199	38613
John Deere 6-Cyl. 466 Diesel			8200		
1996-1995			John Deere 6-Cyl. 8.1 L Diesel		
Belt - Alt. & A.C.; W/Air Brake Compr.	R124786	▲K080760HD	1999-1995		
Belt - Alt. & A.C.; W/O Air Brake Compr.	R124785	▲K080496HD	Belt - Alt. & A.C.; W/Air Brake Compr.	R124786	▲K080760HD
Belt - Fan	R131213	K140279HD	Belt - Alt. & A.C.; W/O Air Brake Compr.	R124785	▲K080496HD
Tensioner Assy. - Fan	RE69083	38621	Belt - Fan	R131213	K140279HD
John Deere 6-Cyl. 8.1 L Diesel			Tensioner Assy. - Fan	RE69083	38621
1999-1997			8200T		
Belt - Alt. & A.C.; W/Air Brake Compr.	R124786	▲K080760HD	John Deere 6-Cyl. 8.1 L Diesel		
Belt - Alt. & A.C.; W/O Air Brake Compr.	R124785	▲K080496HD	1999-1997		
Belt - Fan	R131213	K140279HD	Belt - Alt. & A.C.; W/Air Brake Compr.	R124786	▲K080760HD
Tensioner Assy. - Fan	RE69083	38621	Belt - Alt. & A.C.; W/O Air Brake Compr.	R124785	▲K080496HD
8100T			Belt - Fan	R131213	K140279HD
John Deere 6-Cyl. 8.1 L Diesel			Tensioner Assy. - Fan	RE69083	38621
1999-1997			8200T		
Belt - Alt. & A.C.; W/Air Brake Compr.	R124786	▲K080760HD	John Deere 6-Cyl. 8.1 L Diesel		
Belt - Alt. & A.C.; W/O Air Brake Compr.	R124785	▲K080496HD	1999-1997		
Belt - Fan	R131213	K140279HD	Belt - Alt. & A.C.; W/Air Brake Compr.	R124786	▲K080760HD
Tensioner Assy. - Fan	RE69083	38621	Belt - Alt. & A.C.; W/O Air Brake Compr.	R124785	▲K080496HD
8100T			Belt - Fan	R131213	K140279HD
John Deere 6-Cyl. 8.1 L Diesel			Tensioner Assy. - Fan	RE69083	38621
1999-1997			8200T		
Belt - Alt. & A.C.; W/Air Brake Compr.	R124786	▲K080760HD	John Deere 6-Cyl. 8.1 L Diesel		

▲ Standard Belt May Also Be Available.
 ② Two Required.

● Vulco-Flex® Coolant Hose.
 ≡ Cut to Fit.

Belts and Coolant Hose for Tractors Alphabetical

Application	Mfr. No.	Part No.	Application	Mfr. No.	Part No.
JOHN DEERE - Continued			JOHN DEERE - Continued		
8210			8300T		
John Deere 6-Cyl. 8.1 L Diesel			John Deere 6-Cyl. 8.1 L Diesel		
2001-2000			1999-1997		
Belt - Fan	R131213	K140279HD	Belt - Alt. & A.C.; W/Air Brake Compr.	R124786	♣K080760HD
Belt - Air Brake Compr.	R157688	♣K080760HD	Belt - Alt. & A.C.; W/O Air Brake Compr.	R124785	♣K080496HD
Tensioner Assy. - Fan	RE69083	38621	Belt - Fan	R131213	K140279HD
			Tensioner Assy. - Fan	RE69083	38621
8210T			8310		
John Deere 6-Cyl. 8.1 L Diesel			John Deere 6-Cyl. 8.1 L Diesel		
2001-2000			2001-1999		
Belt - Fan	R131213	K140279HD	Belt - Fan	R131213	K140279HD
Tensioner Assy. - Fan	RE69083	38621	Belt - Air Brake Compr.	R157688	♣K080760HD
			Tensioner Assy. - Fan	RE69083	38621
8220			8310R; 8310RT		
John Deere 6-Cyl. 8.1 L Diesel			John Deere 6-Cyl. 9.0 L Diesel		
2005-2004			2011		
Belt - Alt. & A.C.; W/Air Brake Compr.	R228566	♣K080855HD	Serpentine Belt; W/O Air Brake Compr.	R211183	♣K080510HD
Belt - Alt. & A.C.; W/O Air Brake Compr.	R228118	♣K080710HD	Serpentine Belt; W/Air Brake Compr.	R210808	♣K080830HD
Tensioner Pulley - Alt. & A.C.	RE184034	36091			
2003-2002					
Belt - Alt. & A.C.; W/Air Brake Compr.	R228566	♣K080855HD			
Belt - Alt. & A.C.; W/O Air Brake Compr.	R228118	♣K080710HD			
Tensioner Pulley	RE184034	36091			
8220T			8310T		
John Deere 6-Cyl. 8.1 L Diesel			John Deere 6-Cyl. 8.1 L Diesel		
2005-2002			2001-2000		
Belt - Fan	R164820	K080468HD	Belt - Fan	R131213	K140279HD
Belt - Alt. & A.C.; W/Air Brake Compr.	R228566	♣K080855HD	Tensioner Assy. - Fan	RE69083	38621
Belt - Alt. & A.C.; W/O Air Brake Compr.	R228118	♣K080710HD			
8230; 8230T			8320		
John Deere 6-Cyl. 9.0 L Diesel			John Deere 6-Cyl. 8.1 L Diesel		
2009-2008			2005-2003		
Serpentine Belt; W/Air Brake Compr.	R210808	♣K080830HD	Belt - Alt. & A.C.; W/Air Brake Compr.	R228566	♣K080855HD
Serpentine Belt; W/O Air Brake Compr.	R211183	♣K080510HD	Belt - Alt. & A.C.; W/O Air Brake Compr.	R228118	♣K080710HD
Tensioner Assy. - Serpentine	RE243199	38613	Tensioner Pulley - Alt. & A.C.	RE184034	36091
2007			2002		
Belt - Alt. & A.C.; W/Air Brake Compr.	R210808	♣K080830HD	Belt - Fan	R164820	K080468HD
Belt - Alt. & A.C.; W/O Air Brake Compr.	R211183	♣K080510HD	Belt - Alt. & A.C.; W/Air Brake Compr.	R228566	♣K080855HD
Tensioner Assy. - Alt. & A.C.	RE243199	38613	Belt - Alt. & A.C.; W/O Air Brake Compr.	R228118	♣K080710HD
			Tensioner Pulley	RE184034	36091
John Deere 6-Cyl. 548 Diesel			8320T		
2006			John Deere 6-Cyl. 8.1 L Diesel		
Belt - Alt. & A.C.; W/Air Brake Compr.	R210808	♣K080830HD	2005-2002		
Belt - Alt. & A.C.; W/O Air Brake Compr.	R211183	♣K080510HD	Belt - Fan	R164820	K080468HD
Tensioner Assy. - Alt. & A.C.	RE243199	38613	Belt - Alt. & A.C.; W/Air Brake Compr.	R228566	♣K080855HD
			Belt - Alt. & A.C.; W/O Air Brake Compr.	R228118	♣K080710HD
8235R; 8260R; 8285R			8330; 8330T		
John Deere 6-Cyl. 9.0 L Diesel			John Deere 6-Cyl. 9.0 L Diesel		
2011			2009-2008		
Serpentine Belt; W/O Air Brake Compr.	R211183	♣K080510HD	Serpentine Belt; W/Air Brake Compr.	R210808	♣K080830HD
Serpentine Belt; W/Air Brake Compr.	R210808	♣K080830HD	Serpentine Belt; W/O Air Brake Compr.	R211183	♣K080510HD
			Tensioner Assy. - Serpentine	RE243199	38613
8300			8335R; 8335RT; 8360R; 8360RT		
John Deere 6-Cyl. 466 Diesel			John Deere 6-Cyl. 9.0 L Diesel		
1996-1995			2011		
Belt - Alt. & A.C.; W/Air Brake Compr.	R124786	♣K080760HD	Serpentine Belt; W/O Air Brake Compr.	R211183	♣K080510HD
Belt - Alt. & A.C.; W/O Air Brake Compr.	R124785	♣K080496HD	Serpentine Belt; W/Air Brake Compr.	R210808	♣K080830HD
Belt - Fan	R131213	K140279HD			
Tensioner Assy. - Fan	RE69083	38621			
John Deere 6-Cyl. 8.1 L Diesel			8400		
1999-1997			John Deere 6-Cyl. 8.1 L Diesel		
Belt - Alt. & A.C.; W/Air Brake Compr.	R124786	♣K080760HD	1999-1995		
Belt - Alt. & A.C.; W/O Air Brake Compr.	R124785	♣K080496HD	Belt - Alt. & A.C.; W/O Air Brake Compr.	R124785	♣K080496HD
Belt - Fan	R131213	K140279HD	Belt - Alt. & A.C.; W/Air Brake Compr.	R124786	♣K080760HD
Tensioner Assy. - Fan	RE69083	38621	Belt - Fan	R131213	K140279HD
			Tensioner Assy. - Fan	RE69083	38621

♣ Standard Belt May Also Be Available.

Agricultural Equipment

Belts and Coolant Hose for Tractors Alphabetical

Application	Mfr. No.	Part No.
JOHN DEERE - Continued		
8400T		
John Deere 6-Cyl. 8.1 L Diesel		
1999-1997		
Belt - Alt. & A.C.; W/Air Brake Compr.	R124786	♣K080760HD
Belt - Alt. & A.C.; W/O Air Brake Compr.	R124785	♣K080496HD
Belt - Fan	R131213	K140279HD
Tensioner Assy. - Fan	RE69083	38621
8410		
John Deere 6-Cyl. 8.1 L Diesel		
2001-2000		
Belt - Fan	R131213	K140279HD
Belt - Air Brake Compr.	R157688	♣K080760HD
Tensioner Assy. - Fan	RE69083	38621
8410T		
John Deere 6-Cyl. 8.1 L Diesel		
2001-2000		
Belt - Fan	R131213	K140279HD
Tensioner Assy. - Fan	RE69083	38621
8420		
John Deere 6-Cyl. 8.1 L Diesel		
2005-2004		
Belt - Fan	R164820	K080468HD
Belt - Alt. & A.C.; W/Air Brake Compr.	R228566	♣K080855HD
Belt - Alt. & A.C.; W/O Air Brake Compr.	R228118	♣K080710HD
Tensioner Pulley - Alt. & A.C.	RE184034	36091
2003-2002		
Belt - Fan	R164820	K080468HD
Belt - Alt. & A.C.; W/Air Brake Compr.	R228566	♣K080855HD
Belt - Alt. & A.C.; W/O Air Brake Compr.	R228118	♣K080710HD
Tensioner Pulley	RE184034	36091
8420T		
John Deere 6-Cyl. 8.1 L Diesel		
2005-2002		
Belt - Fan	R164820	K080468HD
Belt - Alt. & A.C.; W/Air Brake Compr.	R228566	♣K080855HD
Belt - Alt. & A.C.; W/O Air Brake Compr.	R228118	♣K080710HD
8430		
John Deere 6-Cyl. 466 Diesel		
1978		
Belt - Fan & Alt.; W/66 1/8" Belt O.C.	AR70663	②TR22657
Belt - Fan & Alt.; W/66 3/8" Belt O.C.	AR74662	②♣9660HD
Belt - A.C.	R46098	♣9415HD
Belt - Air Brake Compr.	R210808	♣K080830HD
Tensioner Assy. - Air Brake Compr.	RE243199	38613
Hose - Upper - Pipe To Rad.; (2 1/4" I.D.)		24236
Hose - Lower - Eng. To Pipe		20564
Hose - By Pass - Front		✂20802
Hose - By Pass - Rear; (7/8" I.D.)		28443
1977-1975		
Belt - Fan & Alt.; W/66 1/8" Belt O.C.	AR70663	②TR22657
Belt - Fan & Alt.; W/66 3/8" Belt O.C.	AR74662	②♣9660HD
Belt - A.C.	R46098	♣9415HD
Hose - Upper - Pipe To Rad.; (2 1/4" I.D.)		24236
Hose - Lower - Eng. To Pipe		20564
Hose - By Pass - Front		✂20802
Hose - By Pass - Rear; (7/8" I.D.)		28443
John Deere 6-Cyl. 9.0 L Diesel		
2009-2008		
Serpentine Belt; W/Air Brake Compr.	R210808	♣K080830HD
Serpentine Belt; W/O Air Brake Compr.	R211183	♣K080510HD
Tensioner Assy. - Serpentine	RE243199	38613

Application	Mfr. No.	Part No.
JOHN DEERE - Continued		
8430T		
John Deere 6-Cyl. 9.0 L Diesel		
2009-2008		
Serpentine Belt; W/Air Brake Compr.	R210808	♣K080830HD
Serpentine Belt; W/O Air Brake Compr.	R211183	♣K080510HD
Tensioner Assy. - Serpentine	RE243199	38613
8440		
John Deere 6-Cyl. 466 Diesel		
1982-1979		
Belt - Fan & Alt.	AR74662	②♣9660HD
Belt - A.C.	R71603	♣9415HD
Hose - Upper - Eng. To Pipe		✂20369
Hose - Upper - Pipe To Rad.; (2 1/4" I.D.)		24236
Hose - Lower - Eng. To Pipe; (2 3/8" I.D.)		24438
8450		
John Deere 6-Cyl. 466 Diesel		
1988-1982		
Belt - Fan	AR57266	②♣9630HD
Belt - Alt.	R71603	♣9415HD
Belt - A.C.	R73189	♣9430HD
Hose - Upper; (2 1/2" I.D.)		24240
Hose - Lower; (2 3/4" I.D.)		24444
8520		
John Deere 6-Cyl. 8.1 L Diesel		
2005-2004		
Belt - Fan	R164820	K080468HD
Belt - Alt. & A.C.; W/Air Brake Compr.	R228566	♣K080855HD
Belt - Alt. & A.C.; W/O Air Brake Compr.	R228118	♣K080710HD
Tensioner Pulley - Alt. & A.C.	RE184034	36091
2003-2002		
Belt - Fan	R164820	K080468HD
Belt - Alt. & A.C.; W/Air Brake Compr.	R228566	♣K080855HD
Belt - Alt. & A.C.; W/O Air Brake Compr.	R228118	♣K080710HD
Tensioner Pulley	RE184034	36091
8520T		
John Deere 6-Cyl. 8.1 L Diesel		
2005-2002		
Belt - Fan	R164820	K080468HD
Belt - Alt. & A.C.; W/Air Brake Compr.	R228566	♣K080855HD
Belt - Alt. & A.C.; W/O Air Brake Compr.	R228118	♣K080710HD
8530		
John Deere 6-Cyl. 9.0 L Diesel		
2009-2008		
Serpentine Belt; W/Air Brake Compr.	R210808	♣K080830HD
Serpentine Belt; W/O Air Brake Compr.	R211183	♣K080510HD
Tensioner Assy. - Serpentine	RE243199	38613
8560		
John Deere 6-Cyl. 466 Diesel		
1993-1989		
Belt - Fan & Alt.	AT58166	②♣9610HD
Belt - A.C.	R73189	♣9430HD
8630		
John Deere 6-Cyl. 619 Diesel		
1978-1975		
Belt - Fan & Alt.	AR70413	②♣9670HD
Belt - A.C.	R49422	♣9430HD
Hose - Upper - Eng. To Pipe		20530
Hose - Upper - Pipe To Rad.; W/2 1/2" I.D. Hose(2 1/2" I.D.) ...		24240
Hose - Upper - Pipe To Rad.; W/2 1/4" I.D. Hose(2 1/4" I.D.) ...		24436
Hose - Lower - Eng. To Pipe; (2 3/4" I.D.)		24444
Hose - Lower - Pipe To Rad.; (2 3/4" I.D.)		24444
Hose - By Pass - Front; (1" I.D.)		24216
Hose - By Pass - Rear		✂20267

♣ Standard Belt May Also Be Available.
✂ Cut to Fit.

② Two Required.

Belts and Coolant Hose for Tractors Alphabetical

Application	Mfr. No.	Part No.
JOHN DEERE - Continued		
8640		
John Deere 6-Cyl. 619 Diesel		
1982-1979		
Belt - Fan & Alt.	AR87671	②▲9700HD
Belt - A.C.	R71603	▲9415HD
Hose - Upper - Eng. To Pipe		≧20172
Hose - Upper - Pipe To Rad.; (2 1/4" I.D.)		24236
8650		
John Deere 6-Cyl. 619 Diesel		
1988-1982		
Belt - Fan; W/67 1/4" Belt O.C.		③▲9670HD
Belt - Fan; W/68 1/4" Belt O.C.		③▲9680HD
Belt - Alt.; W/110A. Alt.	R76835	▲9412HD
Belt - A.C.	R73189	▲9430HD
Hose - Lower - Eng. To Pipe		≧21135
Hose - Lower - Pipe To Rad.; (2 1/2" I.D.)		24240
Hose - Lower - Pipe To Rad.		●26529
8760		
John Deere 6-Cyl. 619 Diesel		
1993-1989		
Belt - Fan	RE37311	②TR24562
Belt - W.P.	RE37851	②▲9680HD
Belt - A.C.	R73189	▲9430HD
Hose - Upper; (2" I.D.)		②24232
Hose - Lower - Eng. To Pipe		●25484
Hose - Lower - Pipe To Rad.; (2 3/4" I.D.)		24444
8770		
John Deere 6-Cyl. 619 Diesel		
1996		
Belt - Alt.	RE37851	②▲9680HD
Belt - A.C.	R116308	▲9405HD
1995-1993		
Belt - W.P. & Alt.	RE37851	②▲9680HD
8850		
John Deere V-8 955 Diesel		
1988-1982		
Belt - Alt.	R77252	▲9380HD
Belt - A.C.	R69393	▲9560HD
Hose - Upper - Eng. To Pipe; (2 1/8" I.D.)		②24234
Hose - Upper - Pipe To Rad.; (2 1/8" I.D.)		24434
8870		
John Deere 6-Cyl. 619 Diesel		
1996-1993		
Belt - W.P. & Alt.	RE37851	②▲9680HD
8960		
Cummins 6-Cyl. 855 Diesel		
1993-1989		
Belt - W.P.	217638	▲K060435HD
Belt - A.C.	R73189	▲9430HD
Hose - Upper - Pipe To Rad.; (2 1/2" I.D.)		24240
Hose - Lower - Eng. To Pipe; (2 1/2" I.D.)		24440
9100		
John Deere 6-Cyl. 8.1 L Diesel		
2001-1996		
Belt - Fan & Alt.	R135597	▲K080733HD
Tensioner Assy. - Fan & Alt.	RE68715	38507
Tensioner Pulley - Fan & Alt.	RE505264	36091
9120		
John Deere 6-Cyl. 8.1 L Diesel		
2008-2002		
Belt - Fan	R175712	▲K080738HD

② Two Required.
 ≧ Cut to Fit.
 ● Vulco-Flex® Coolant Hose.

Application	Mfr. No.	Part No.
JOHN DEERE - Continued		
9200		
John Deere 6-Cyl. 10.5 L Diesel		
2001-1997		
Belt - Fan; W/60 1/2" Belt O.C.	R131083	▲K120594HD
Tensioner Assy. - Alt. & A.C.	RE70535	38507
Tensioner Assy. - Fan	RE64442	38530
Tensioner Pulley - Alt. & A.C.	RE70535	36091
1996		
Belt - Fan; W/60 1/2" Belt O.C.	R131083	▲K120594HD
Tensioner Assy. - Alt. & A.C.	RE70535	38507
Tensioner Assy. - Fan	RE64442	38530
Tensioner Pulley - Fan & A.C.	RE70535	36091
John Deere 6-Cyl. 12.5 L Diesel		
2001-1997		
Tensioner Assy. - Alt. & A.C.	RE70535	38507
Tensioner Assy. - Fan	RE64442	38530
Tensioner Pulley - Alt. & A.C.	RE70535	36091
1996		
Tensioner Assy. - Fan & Alt.	RE70535	38507
Tensioner Assy. - Fan	RE64442	38530
Tensioner Pulley - Fan & Alt.	RE70535	36091
9220		
John Deere 6-Cyl. 12.5 L Diesel		
2008-2002		
Belt - Fan; W/60 1/2" Belt O.C.	R131083	▲K120594HD
Belt - Alt. & A.C.	R190199	▲K080745HD
Tensioner Assy. - Fan	RE249801	38530
9230		
John Deere 6-Cyl. 9.0 L Diesel		
2010-2008		
Tensioner Assy.	RE232242	38507
9300		
John Deere 6-Cyl. 12.5 L Diesel		
2001-1996		
Belt - Fan; W/60 1/2" Belt O.C.	R131083	▲K120594HD
Tensioner Assy. - Fan & Alt.	RE70535	38507
Tensioner Assy. - Fan	RE64442	38530
Tensioner Pulley - Fan & Alt.	RE70535	36091
9300T		
John Deere 6-Cyl. 12.5 L Diesel		
2000-1999		
Belt - Fan	R175825	▲K120610HD
Belt - Alt. & A.C.	R175826	▲K080765HD
Tensioner Assy. - Alt. & A.C.	RE70535	38507
Tensioner Assy. - Fan & Alt.	RE70535	38507
Tensioner Assy. - Fan	RE64442	38530
Tensioner Pulley - Alt. & A.C.	RE70535	36091
Tensioner Pulley - Fan & Alt.	RE70535	36091
9320		
John Deere 6-Cyl. 12.5 L Diesel		
2008-2002		
Belt - Fan; W/60 1/2" Belt O.C.	R131083	▲K120594HD
Belt - Alt. & A.C.	R190199	▲K080745HD
Tensioner Assy. - Fan	RE249801	38530
9320T		
John Deere 6-Cyl. 12.5 L Diesel		
2008-2002		
Belt - Fan	R131083	▲K120594HD
Belt - Alt. & A.C.	R199163	▲K080745HD
Tensioner Assy. - Fan	RE249801	38530

▲ Standard Belt May Also Be Available.
 ③ Three Required.

Belts and Coolant Hose for Tractors Alphabetical

Application	Mfr. No.	Part No.	Application	Mfr. No.	Part No.
JOHN DEERE - Continued			JOHN DEERE - Continued		
9330			9430 - Continued		
John Deere 6-Cyl. 13.5 L Diesel			John Deere 6-Cyl. 13.5 L Diesel - Continued		
2011			2008 - Continued		
Belt - Accessory Drive	R241746	K080994HD	Tensioner Assy. - Alt.	RE243154	38630
Tensioner Assy. - Accessory Drive	RE243154	38630	Tensioner Assy.	RE243154	38630
2010			9430 Scraper		
Belt - Accessory Drive	R241746	K080994HD	John Deere 6-Cyl. 13.5 L Diesel		
Tensioner Assy.	RE243154	38630	2010		
2009			Belt - Accessory Drive	R241746	K080994HD
Serpentine Belt	R241746	K080994HD	Tensioner Assy.	RE243154	38630
Tensioner Assy.	RE243154	38630	9430T		
2008			John Deere 6-Cyl. 13.5 L Diesel		
Serpentine Belt	R241746	K080994HD	2011		
Belt - Alt.	R241746	K080994HD	Belt - Accessory Drive	R241746	K080994HD
Tensioner Assy. - Alt.	RE243154	38630	Tensioner Assy. - Accessory Drive	RE243154	38630
Tensioner Assy.	RE243154	38630	2010		
9400			John Deere 6-Cyl. 13.5 L Diesel		
John Deere 6-Cyl. 12.5 L Diesel			2011		
2001-1996			Belt - Accessory Drive	R241746	K080994HD
Belt - Fan; W/60 1/2" Belt O.C.	R131083	▲K120594HD	Tensioner Assy.	RE243154	38630
Tensioner Assy. - Fan & Alt.	RE70535	38507	2009		
Tensioner Assy. - Fan	RE64442	38530	Serpentine Belt	R241746	K080994HD
Tensioner Pulley - Fan & Alt.	RE70535	36091	Tensioner Assy.	RE243154	38630
9400T			2008		
John Deere 6-Cyl. 12.5 L Diesel			Serpentine Belt	R241746	K080994HD
2001			Belt - Alt.	R241746	K080994HD
Belt - Fan	R175825	▲K120610HD	Tensioner Assy. - Alt.	RE243154	38630
Belt - Alt. & A.C.	R175826	▲K080765HD	Tensioner Assy.	RE243154	38630
Tensioner Assy. - Alt. & A.C.	RE70535	38507	9520		
Tensioner Assy. - Fan	RE70535	38530	John Deere 6-Cyl. 12.5 L Diesel		
Tensioner Pulley - Alt. & A.C.	RE70535	36091	2008-2004		
2000-1999			Belt - Fan; W/60 1/2" Belt O.C.	R131083	▲K120594HD
Belt - Fan	R175825	▲K120610HD	Belt - Alt. & A.C.	R190199	▲K080745HD
Belt - Alt. & A.C.	R175826	▲K080765HD	Tensioner Assy. - Fan	RE249801	38530
Tensioner Assy. - Alt. & A.C.	RE70535	38507	2003		
Tensioner Assy. - Fan & Alt.	RE70535	38507	Belt - Fan; W/60 1/2" Belt O.C.	R131083	▲K120594HD
Tensioner Assy. - Fan	RE70535	38530	Belt - Alt. & A.C.	R199163	▲K080745HD
Tensioner Pulley - Alt. & A.C.	RE70535	36091	Tensioner Assy. - Fan	RE249801	38530
Tensioner Pulley - Fan & Alt.	RE70535	36091	2002		
9420			Belt - Fan; W/60 1/2" Belt O.C.	R131083	▲K120594HD
John Deere 6-Cyl. 12.5 L Diesel			Belt - Alt. & A.C.	R190199	▲K080745HD
2008-2002			Tensioner Assy. - Fan	RE249801	38530
Belt - Fan; W/60 1/2" Belt O.C.	R131083	▲K120594HD	9520T		
Belt - Alt. & A.C.	R190199	▲K080745HD	John Deere 6-Cyl. 12.5 L Diesel		
Tensioner Assy. - Fan	RE249801	38530	2008-2002		
9420T			Belt - Fan	R131083	▲K120594HD
John Deere 6-Cyl. 12.5 L Diesel			Belt - Alt. & A.C.	R199163	▲K080745HD
2008-2002			Tensioner Assy. - Fan	RE249801	38530
Belt - Fan	R131083	▲K120594HD	9530		
Belt - Alt. & A.C.	R199163	▲K080745HD	John Deere 6-Cyl. 13.5 L Diesel		
Tensioner Assy. - Fan	RE249801	38530	2011		
9430			Belt - Accessory Drive	R241746	K080994HD
John Deere 6-Cyl. 13.5 L Diesel			Tensioner Assy. - Accessory Drive	RE243154	38630
2011			2010		
Belt - Accessory Drive	R241746	K080994HD	Belt - Accessory Drive	R241746	K080994HD
Tensioner Assy. - Accessory Drive	RE243154	38630	Tensioner Assy.	RE243154	38630
2010			2009		
Belt - Accessory Drive	R241746	K080994HD	Serpentine Belt	R241746	K080994HD
Tensioner Assy.	RE243154	38630	Tensioner Assy.	RE243154	38630
2009			2008		
Serpentine Belt	R241746	K080994HD	Serpentine Belt	R241746	K080994HD
Tensioner Assy.	RE243154	38630	Belt - Alt.	R241746	K080994HD
2008			Tensioner Assy. - Alt.	RE243154	38630
Serpentine Belt	R241746	K080994HD	Tensioner Assy.	RE243154	38630
Belt - Alt.	R241746	K080994HD			

▲ Standard Belt May Also Be Available.

Belts and Coolant Hose for Tractors Alphabetical

Application	Mfr. No.	Part No.	Application	Mfr. No.	Part No.
JOHN DEERE - Continued			JOHN DEERE - Continued		
9530 Scraper			A - Continued		
John Deere 6-Cyl. 13.5 L Diesel			John Deere 2-Cyl. 309 - Continued		
2010			1939-1934 - Continued		
Belt - Accessory Drive	R241746	K080994HD	Belt - Gen.; Ser. No. 584000 & After	B1587R	♣9290HD
Tensioner Assy.	RE243154	38630	John Deere 2-Cyl. 321		
9530T			1952-1940		
John Deere 6-Cyl. 13.5 L Diesel			Belt - Gen.; Ser. No. 542718 Thru 583999		
2011			A3037R		♣9330HD
Belt - Accessory Drive	R241746	K080994HD	Belt - Gen.; Ser. No. 584000 & After		
Tensioner Assy. - Accessory Drive	RE243154	38630	B1587R		♣9290HD
2010			AO; AR		
Belt - Accessory Drive	R241746	K080994HD	John Deere 2-Cyl. 309		
Tensioner Assy.	RE243154	38630	1940-1936		
2009			Belt - Gen.; Ser. No. 260000 Thru 271999		
Serpentine Belt	R241746	K080994HD	A2745R		♣9335HD
Tensioner Assy.	RE243154	38630	Belt - Gen.; Ser. No. 272000 & After		
2008			D3116R		♣9355HD
Serpentine Belt	R241746	K080994HD	John Deere 2-Cyl. 321		
Belt - Alt.	R241746	K080994HD	1953-1941		
Tensioner Assy. - Alt.	RE243154	38630	Belt - Gen.; Ser. No. 260000 Thru 271999		
Tensioner Assy.	RE243154	38630	A2745R		♣9335HD
9620; 9620T			Belt - Gen.; Ser. No. 272000 & After		
John Deere 6-Cyl. 12.5 L Diesel			D3116R		♣9355HD
2008-2004			B		
Belt - Alt. & A.C.	R199163	♣K080745HD	John Deere 2-Cyl. 149		
Tensioner Assy. - Fan	RE249801	38630	1938-1935		
9630			Belt - W.P. & Gen.		
John Deere 6-Cyl. 13.5 L Diesel			B2893R		♣9405HD
2011			Belt - Gen.		
Belt - Accessory Drive	R241746	K080994HD	B1587R		♣9290HD
Tensioner Assy. - Accessory Drive	RE243154	38630	John Deere 2-Cyl. 175		
2010			1947-1938		
Belt - Accessory Drive	R241746	K080994HD	Belt - W.P. & Gen.		
Tensioner Assy.	RE243154	38630	B2893R		♣9405HD
2009			Belt - Gen.		
Serpentine Belt	R241746	K080994HD	B1587R		♣9290HD
Tensioner Assy.	RE243154	38630	John Deere 2-Cyl. 190		
2008			1952-1947		
Belt - Alt.	R241746	K080994HD	Belt - W.P. & Gen.		
Tensioner Assy. - Alt.	RE243154	38630	B2893R		♣9405HD
9630 Scraper			B1587R		♣9290HD
John Deere 6-Cyl. 13.5 L Diesel			BO		
2010			John Deere 2-Cyl. 149		
Belt - Accessory Drive	R241746	K080994HD	1938		
Tensioner Assy.	RE243154	38630	Belt - Gen.		
2010			A1230R		9260
Belt - Accessory Drive	R241746	K080994HD	1937-1936		
Tensioner Assy.	RE243154	38630	Belt - Gen.		
2009			A1230R		6826
Serpentine Belt	R241746	K080994HD	John Deere 2-Cyl. 175		
Tensioner Assy.	RE243154	38630	1946-1939		
2008			Belt - Gen.		
Belt - Alt.	R241746	K080994HD	A1230R		6826
Tensioner Assy. - Alt.	RE243154	38630	John Deere 2-Cyl. 190		
9630T			1947		
John Deere 6-Cyl. 13.5 L Diesel			Belt - Gen.		
2010			A1230R		6826
Belt - Accessory Drive	R241746	K080994HD	BR		
Tensioner Assy.	RE243154	38630	John Deere 2-Cyl. 149		
9630T			1938-1936		
John Deere 6-Cyl. 13.5 L Diesel			Belt - Gen.		
2011			A1230R		6826
Belt - Accessory Drive	R241746	K080994HD	John Deere 2-Cyl. 175		
Tensioner Assy. - Accessory Drive	RE243154	38630	1946-1939		
2010			Belt - Gen.		
Belt - Accessory Drive	R241746	K080994HD	A1230R		6826
Tensioner Assy.	RE243154	38630	John Deere 2-Cyl. 190		
2009			1947		
Serpentine Belt	R241746	K080994HD	Belt - Gen.		
Tensioner Assy.	RE243154	38630	A1230R		6826
2008			D		
Belt - Alt.	R241746	K080994HD	John Deere 2-Cyl. 465		
Tensioner Assy. - Alt.	RE243154	38630	1927-1923		
A			Belt - Gen.; Ser. No. 161400 & After		
John Deere 2-Cyl. 309			B1587R		♣9290HD
1939-1934			John Deere 2-Cyl. 501		
Belt - Gen.; Ser. No. 542718 Thru 583999	A3037R	♣9330HD	1953-1927		
			Belt - Gen.; Ser. No. 161400 & After		
			B1587R		♣9290HD

♣ Standard Belt May Also Be Available.

Agricultural Equipment

Belts and Coolant Hose for Tractors Alphabetical

Application	Mfr. No.	Part No.	Application	Mfr. No.	Part No.
JOHN DEERE - Continued			KIOTI - Continued		
G			LK3054		
John Deere 2-Cyl. 413 1953-1937			Kioti TD1400 Diesel 2004-1992		
Belt - Gen.	B1587R	▲9290HD	Belt - Fan & Alt.		▲9425HD
M			KUBOTA		
John Deere 2-Cyl. 101 1952-1947			B20		
Belt - Gen.	L4201T	2230	Kubota D950AT Diesel 1998-1990		
MC; MT			Belt - Fan & Alt.		
John Deere 2-Cyl. 101 1952-1949			Hose - Upper 7365		
Belt - Gen.	L4201T	2230	Hose - Lower; (1" I.D.) ≧21391		
R			Hose - Lower; (1" I.D.) 24216		
John Deere 2-Cyl. 416 Diesel 1954-1949			Hose - By Pass; (1/2" I.D.) 28439		
Belt - Fan & Gen.	R221R	TR28583	B21		
KIOTI			Kubota 3-Cyl. 61 Diesel 2009-1996		
DK40			Belt - Fan & Alt.		
Kioti 4-Cyl. 122 Diesel 2005-2001			7385		
Belt - Fan & Alt.		A39	B1550		
DK45			Kubota 3-Cyl. 52 Diesel 1998-1988		
Kioti 4A220 Diesel 2005-2000			Belt - Fan & Alt.		
Belt - Fan & Alt.		▲9425HD	Hose - Upper 7365		
DK50			Hose - Upper ●25154		
Kioti 4-Cyl. 122 Diesel 2004-2000			B1700		
Belt - Fan & Alt.		A39	Kubota 3-Cyl. 55 Diesel 2000-1997		
DK55			Belt - Fan & Alt.		
Kioti 4A220 Diesel 2008-2003			1948272530		
Belt - Fan & Alt.		A39	3V375		
DK65			B1750		
Kioti 3-Cyl. 165 Diesel 2004-2001			Kubota 3-Cyl. 57 Diesel 1996-1988		
Belt - Fan & Alt.		A68	Belt - Fan & Alt.		
LB1914			Hose - Upper 7365		
Dae Dong TD950 Diesel 2007-1991			Hose - Upper ≧21391		
Belt - Fan & Alt.		▲9365HD	Hose - Lower; (1" I.D.) 24216		
LK2552			Hose - Lower; (1" I.D.) 24216		
Kioti TD1300F-1 Diesel 2001-1997			Hose - By Pass; (1/2" I.D.) 28439		
Belt - Fan & Alt.		▲9425HD	B2100		
LK2554			Kubota 3-Cyl. 61 Diesel 2000-1995		
Kioti TD1300F-1 Diesel 2004-1993			Belt - Fan & Alt.		
Belt - Fan & Alt.		▲9425HD	1948272530		
LK3052			3V375		
Kioti TD1400 Diesel 2001-1999			B2150		
Belt - Fan & Alt.		▲9425HD	Kubota 4-Cyl. 75 Diesel 1999-1988		

Agricultural Equipment

▲ Standard Belt May Also Be Available.
● Vulco-Flex® Coolant Hose.

≧ Cut to Fit.

Belts and Coolant Hose for Tractors Alphabetical

Application	Mfr. No.	Part No.	Application	Mfr. No.	Part No.
KUBOTA - Continued			KUBOTA - Continued		
B2630			B6200 - Continued		
Kubota 3-Cyl. 68 Diesel			Kubota 3-Cyl. 52 Diesel - Continued		
2010-2009			1996-1983 - Continued		
Belt - Fan	1624197010	7370	Hose - Upper		☞21488
2008-2007			Hose - Lower - Eng. To Pipe		21258
Belt - Alt.	1624197010	7370	Hose - Lower - Pipe To Rad.		☞21942
2006-2005			B7100		
Belt - Fan	1624197010	7370	Kubota 3-Cyl. 47 Diesel		
B2710			1999-1980		
Kubota 4-Cyl. 82 Diesel			Belt - Fan	1523172530	7300
2005-2002			Hose - Upper		☞20065
Belt - Fan	1624197010	7370	1979-1977		
B2910			Belt - Fan	1523172530	7300
Kubota 4-Cyl. 91 Diesel			B7200		
2005-2000			Kubota 3-Cyl. 57 Diesel		
Belt - Fan & Alt.	1491197010	6738	1991-1983		
B3030			Belt - Fan & Alt.		7360
Kubota 4-Cyl. 92 Diesel			Hose - Upper		☞21488
2010-2009			Hose - Lower - Eng. To Pipe		21258
Belt - Fan	1624197010	7370	Hose - Lower - Pipe To Rad.		☞21942
2008-2007			B7300		
Belt - Alt.	1624197010	7370	Kubota 3-Cyl. 43 Diesel		
2006-2005			1999-1997		
Belt - Fan	1624197010	7370	Belt - Fan & Alt.	REMF1345	7345
B3200			B7400		
Kubota 4-Cyl. 91 Diesel			Kubota 3-Cyl. 44 Diesel		
2010-2009			2003-2000		
Belt - Fan	1624197010	7370	Belt - Fan & Alt.	1G02797010	7340
B4200			B7410		
Kubota 2-Cyl. 35 Diesel			Kubota 3-Cyl. 44 Diesel		
1996-1987			2004		
Belt - Fan		7300	Belt - Alt.	1G02797010	7340
B5100			Kubota 3-Cyl. 47 Diesel		
Kubota 2-Cyl. 31 Diesel			2008-2005		
1984-1978			Belt - Fan	1G02797010	7340
Belt - Fan	1523172530	7300	B7500		
B5200			Kubota 3-Cyl. 61 Diesel		
Kubota 3-Cyl. 46 Diesel			2003-2000		
1996-1983			Belt - Alt.		7370
Belt - Fan & Alt.		7360	B7510		
Hose - Upper		☞21488	Kubota 3-Cyl. 61 Diesel		
Hose - Lower - Eng. To Pipe		21258	2008-2007		
Hose - Lower - Pipe To Rad.		☞21942	Belt - Fan	1624197010	7370
B6000			Belt - Aux. Alt.	1491197010	6738
Kubota 2-Cyl. 35 Diesel			2006-2004		
1978-1973			Belt - Fan & Alt.	1624197010	7370
Belt - Fan	1523172530	7300	B7610		
Hose - Upper		☞20661	Kubota 3-Cyl. 68 Diesel		
		or ●25251	2008-2007		
Hose - Lower		☞20774	Belt - Fan	1624197010	7370
B6100			Belt - Aux. Alt.	1491197010	6738
Kubota 3-Cyl. 41 Diesel			2006		
1984-1978			Belt - Fan & Alt.	1624197010	7370
Belt - Fan	1523172530	7300	2004		
B6200			Belt - Fan & Alt.	1624197010	7370
Kubota 3-Cyl. 52 Diesel			B7800		
1996-1983			Kubota 4-Cyl. 91 Diesel		
Belt - Fan & Alt.		7365	2009		
			Belt - Fan	1624197010	7370

☞ Cut to Fit.

● Vulco-Flex® Coolant Hose.

Belts and Coolant Hose for Tractors Alphabetical

Application	Mfr. No.	Part No.
KUBOTA - Continued		
B7800 - Continued		
Kubota 4-Cyl. 91 Diesel - Continued		
2008-2006		
Belt - Alt.	1624197010	7370
2005		
Belt - Alt.		7370
2004		
Belt - Alt.	1624197010	7370
2003		
Belt - Alt.		7370
B8200		
Kubota 3-Cyl. 57 Diesel		
1991-1981		
Belt - Fan & Alt.		7300
Hose - Upper		✕21488
Hose - Lower - Eng. To Pipe		21258
Hose - Lower - Pipe To Rad.; (1 1/8" I.D.)		24218
B9200		
Kubota 4-Cyl. 75 Diesel		
1991-1987		
Belt - Fan & Alt.		7300
Hose - Upper		✕21488
Hose - Lower - Eng. To Pipe		21258
Hose - Lower - Pipe To Rad.; (1 1/8" I.D.)		24218
BX22		
Kubota 3-Cyl. 55 Diesel		
2003-2002		
Belt - Fan & Alt.	1624197010	7370
BX23		
Kubota 3-Cyl. 55 Diesel		
2005-2004		
Belt - Fan & Alt.	1624197010	7370
BX24		
Kubota 3-Cyl. 55 Diesel		
2008		
Belt - Alt.	1688397010	7350
2007-2006		
Belt - Alt.		7350
BX1500		
Kubota 2-Cyl. 37 Diesel		
2006-2003		
Belt - Fan & Alt.	1588197010	7345
BX1800		
Kubota 3-Cyl. 44 Diesel		
2003-2000		
Belt - Fan & Alt.	1588197010	7345
BX1830		
Kubota 3-Cyl. 44 Diesel		
2005-2004		
Belt - Fan & Alt.	1588197010	7345
BX2200		
Kubota 3-Cyl. 55 Diesel		
2003-2000		
Belt - Fan & Alt.	1624197010	7370
BX2230		
Kubota 3-Cyl. 55 Diesel		
2005-2004		
Belt - Fan & Alt.	1688397010	7350

Application	Mfr. No.	Part No.
KUBOTA - Continued		
L35		
Kubota 3-Cyl. 101 Diesel		
2004-1994		
Belt - Fan & Alt.	1546997010	♣9425HD
L175		
Kubota 2-Cyl. 45 Diesel		
1977-1973		
Belt - Fan & Alt.		7400
Hose - Upper		✕20065
Hose - Lower		✕20065
L185		
Kubota 2-Cyl. 45 Diesel		
1982-1976		
Belt - Fan & Alt.; W/40 1/8" Belt O.C.		7400
Belt - Fan & Alt.; W/41 1/8" Belt O.C.		7410
L200		
Kubota 2-Cyl. 65 Diesel		
1973-1972		
Belt - Fan & Alt.		♣9490HD
L210		
Kubota 2-Cyl. 65 Diesel		
1973-1972		
Belt - Fan & Alt.		♣9490HD
Hose - Upper		●25476
Hose - Lower; (1 5/8" I.D.)		24226
L225		
Kubota 3-Cyl. 68 Diesel		
1977-1973		
Belt - Fan & Alt.	FM41	7410
Hose - Upper		✕20065
Hose - Lower		✕20065
L235		
Kubota 3-Cyl. 68 Diesel		
1985-1981		
Belt - Fan & Alt.		7417
Hose - Upper		✕20065
Hose - Lower	or	●25472
		✕21260
L245		
Kubota 3-Cyl. 68 Diesel		
1989-1976		
Belt - Fan & Alt.; W/41 5/8" Belt O.C.		7417
Belt - Fan & Alt.; W/42 5/8" Belt O.C.		7425
Hose - Upper		✕20661
	or	●25249
L260		
Kubota 2-Cyl. 78 Diesel		
1976-1973		
Belt - Fan & Gen.	1512172532	♣9440HD
Hose - Upper		●25249
Hose - Lower		●25250
L275		
Kubota 3-Cyl. 79 Diesel		
1985-1981		
Belt - Fan & Alt.		7365
Hose - Upper		✕20065
Hose - Lower	or	●25472
		✕21260

✕ Cut to Fit.
● Vulco-Flex® Coolant Hose.

♣ Standard Belt May Also Be Available.

Belts and Coolant Hose for Tractors Alphabetical

Application	Mfr. No.	Part No.
KUBOTA - Continued		
L285		
Kubota 4-Cyl. 91 Diesel		
1981-1975		
Belt - Fan & Alt.; W/41 5/8" Belt O.C.		7417
Belt - Fan & Alt.; W/42 5/8" Belt O.C.	1540197011	7425
Hose - Upper		☉20065
Hose - Lower		☉20065
L295		
Kubota 3-Cyl. 79 Diesel		
1982-1978		
Belt - Fan & Alt.		7410
L305		
Kubota 3-Cyl. 79 Diesel		
1985-1980		
Belt - Fan & Alt.		7417
Hose - Upper		●25250
Hose - Lower		●25251
L345		
Kubota 4-Cyl. 91 Diesel		
1986-1978		
Belt - Fan & Alt.		7425
Hose - Lower		☉21794
L355		
Kubota 4-Cyl. 106 Diesel		
1989-1982		
Belt - Fan & Alt.		♣9425HD
Hose - Upper		☉20065
	or	●25472
Hose - Lower		☉21260
L2050		
Kubota 3-Cyl. 68 Diesel		
1991-1989		
Belt - Fan & Alt.		7430
Hose - Upper		●25472
Hose - Lower		●25250
L2250		
Kubota 3-Cyl. 79 Diesel		
1991-1985		
Belt - Fan & Alt.		7425
Hose - Upper - Eng. To Pipe		●25255
Hose - Upper - Pipe To Rad.; (1 3/8" I.D.)		24222
Hose - Lower - Eng. To Pipe		●25251
Hose - Lower - Pipe To Rad.; (1 1/4" I.D.)		24220
L2350		
Kubota 3-Cyl. 68 Diesel		
1997-1991		
Belt - Fan & Alt.	1736797010	7430
Hose - Upper		☉20065
	or	●25472
L2500		
Kubota 3-Cyl. 85 Diesel		
1999-1998		
Belt - Fan & Alt.	1519697010	♣9430HD
L2550		
Kubota 3-Cyl. 85 Diesel		
1991-1985		
Belt - Fan & Alt.		7425
Hose - Upper - Eng. To Pipe		●25255
Hose - Upper - Pipe To Rad.; (1 3/8" I.D.)		24222
Hose - Lower - Eng. To Pipe		●25251

Application	Mfr. No.	Part No.
KUBOTA - Continued		
L2550 - Continued		
Kubota 3-Cyl. 85 Diesel - Continued		
1991-1985 - Continued		
Hose - Lower - Pipe To Rad.; (1 1/4" I.D.)		24220
L2600		
Kubota 3-Cyl. 85 Diesel		
2003-2000		
Belt - Fan & Alt.	1519697010	♣9430HD
L2650		
Kubota 3-Cyl. 85 Diesel		
1996-1990		
Belt - Fan & Alt.		7425
Hose - Upper		●25255
Hose - Lower		●25255
L2800		
Kubota 3-Cyl. 85 Diesel		
2008-2004		
Belt - Fan & Alt.	1546997010	♣9425HD
Kubota 3-Cyl. 91 Diesel		
2010-2009		
Belt - Fan	1546997010	♣9425HD
L2850		
Kubota 4-Cyl. 106 Diesel		
1995-1985		
Belt - Fan & Alt.		♣9430HD
Hose - Upper - Eng. To Pipe		●25253
Hose - Upper - Pipe To Rad.; (1 3/8" I.D.)		24222
Hose - Lower - Pipe To Rad.		●25250
L2900		
Kubota 3-Cyl. 91 Diesel		
1999-1994		
Belt - Fan & Alt.		♣9425HD
Hose - Upper		☉21752
	or	●25252
L2950		
Kubota 3-Cyl. 89 Diesel		
1993-1990		
Belt - Fan & Alt.	1540197010	7417
L3000		
Kubota 3-Cyl. 91 Diesel		
2003-2000		
Belt - Fan & Alt.	1546997010	♣9425HD
L3010		
Kubota 3-Cyl. 91 Diesel		
2002-1998		
Belt - Fan & Alt.		♣9425HD
L3130		
Kubota 3-Cyl. 91 Diesel		
2008-2003		
Belt - Alt.		♣9425HD
L3240		
Kubota 3-Cyl. 101 Diesel		
2010-2009		
Belt - Fan	1546997010	♣9425HD
2008-2007		
Belt - Fan	1546997010	♣9425HD
Belt - Alt.		7417

☉ Cut to Fit.
♣ Standard Belt May Also Be Available.

● Vulco-Flex® Coolant Hose.

Agricultural Equipment

Belts and Coolant Hose for Tractors Alphabetical

Application	Mfr. No.	Part No.	Application	Mfr. No.	Part No.
KUBOTA - Continued			KUBOTA - Continued		
L3250			L3710		
Kubota 4-Cyl. 114 Diesel			Kubota 4-Cyl. 114 Diesel		
1991-1989			2002-1998		
Belt - Fan & Alt.		▲9430HD	Belt - Fan & Alt.		▲9425HD
Hose - Upper - Eng. To Pipe		●25253			
Hose - Upper - Pipe To Rad.; (1 3/8" I.D.)		24222			
Hose - Lower - Pipe To Rad.		●25250			
L3300			L3750		
Kubota 3-Cyl. 101 Diesel			Kubota 5-Cyl. 142 Diesel		
1999-1994			1991-1984		
Belt - Fan & Alt.		▲9425HD	Belt - Fan & Alt.		▲9430HD
Hose - Upper		≧21752			
	or	●25252			
L3350			L3830		
Kubota 4-Cyl. 114 Diesel			Kubota 3-Cyl. 112 Diesel		
1991-1985			2008-2003		
Belt - Fan & Alt.	A41	▲9420HD	Belt - Fan & Alt.	1546997010	▲9425HD
Hose - Upper		●25253			
Hose - Lower		●25253			
L3400			L3940		
Kubota 3-Cyl. 101 Diesel			Kubota 4-Cyl. 122 Diesel		
2008-2004			2010-2007		
Belt - Fan & Alt.	1546997010	▲9425HD	Belt - Fan	1546997010	▲9425HD
Kubota 3-Cyl. 111 Diesel			L4150		
2010-2009			Kubota 5-Cyl. 142 Diesel		
Belt - Fan	1546997010	▲9425HD	1995-1984		
			Belt - Fan & Alt.		▲9430HD
			Hose - Upper		≧20137
				or	●25252
L3410			L4200		
Kubota 3-Cyl. 101 Diesel			Kubota 4-Cyl. 134 Diesel		
2002-1998			1998-1993		
Belt - Fan & Alt.		▲9425HD	Belt - Fan & Alt.		▲9425HD
			Hose - Upper		≧21752
				or	●25252
L3430			L4240		
Kubota 3-Cyl. 101 Diesel			Kubota 4-Cyl. 134 Diesel		
2008-2002			2010-2009		
Belt - Alt.		▲9425HD	Belt - Fan	1546997010	▲9425HD
L3450			L4300		
Kubota 4-Cyl. 114 Diesel			Kubota 4-Cyl. 134 Diesel		
1996-1990			2005-2001		
Belt - Fan & Alt.		7420	Belt - Fan & Alt.	1547197010	▲9420HD
Hose - Upper		≧21794			
Hose - Lower		●25255			
L3540			L4310		
Kubota 3-Cyl. 111 Diesel			Kubota 4-Cyl. 134 Diesel		
2010-2007			2002-1998		
Belt - Fan	1546997010	▲9425HD	Belt - Fan & Alt.		▲9425HD
L3600			L4330		
Kubota 4-Cyl. 114 Diesel			Kubota 4-Cyl. 134 Diesel		
1999-1994			2008-2003		
Belt - Fan & Alt.		▲9425HD	Belt - Fan & Alt.	1546997010	▲9425HD
Hose - Upper		≧21752			
	or	●25252			
L3650			L4350		
Kubota 4-Cyl. 114 Diesel			Kubota 4-Cyl. 134 Diesel		
1993-1990			1998-1990		
Belt - Fan & Alt.		7420	Belt - Fan & Alt.		▲9420HD
Hose - Lower		●25806	Hose - Upper		●25253
L3700			L4400		
Kubota 3-Cyl. 111 Diesel			Kubota 4-Cyl. 134 Diesel		
2010			2010-2009		
Belt - Fan	1546997010	▲9425HD	Belt - Fan	1547197010	▲9420HD

▲ Standard Belt May Also Be Available.
≧ Cut to Fit.

● Vulco-Flex® Coolant Hose.

Belts and Coolant Hose for Tractors Alphabetical

Application	Mfr. No.	Part No.	Application	Mfr. No.	Part No.
KUBOTA - Continued			KUBOTA - Continued		
L4400 - Continued			M4000		
Kubota 4-Cyl. 134 Diesel - Continued			Kubota 6-Cyl. 136 Diesel		
2008-2005 Belt - Fan & Alt.	1547197010	▲9420HD	1981-1977 Belt - Fan & Alt.		▲9440HD
L4610			M4030		
Kubota 4-Cyl. 134 Diesel			Kubota 5-Cyl. 148 Diesel		
2002-2000 Belt - Fan & Alt.	1546997010	▲9425HD	1998-1986 Belt - Fan & Alt.	1519697010	▲9430HD
L4630			Kubota 6-Cyl. 159 Diesel		
Kubota 4-Cyl. 134 Diesel			1994-1986		
2008-2003 Belt - Fan & Alt.	1546997010	▲9425HD	Belt - Fan & Alt.		▲9430HD
L4740			Hose - Upper		
Kubota 4-Cyl. 149 Diesel			or ●25252		
2010-2009 Belt - Fan	1546997010	▲9425HD	Hose - Lower; W/Single Hose		●21103
2008-2007 Belt - Fan	1546997010	▲9425HD	Hose - Lower - Eng. To Pipe		●21942
Belt - Alt.		7417	Hose - Lower - Pipe To Rad.; (1 3/8" I.D.)		24222
L4850			M4050		
Kubota 5-Cyl. 152 Diesel			Kubota 6-Cyl. 159 Diesel		
1998-1990 Belt - Fan & Alt.		▲9430HD	1988-1982 Belt - Fan & Alt.		▲9440HD
Hose - Lower		●20137	M4500		
		or ●25477	Kubota 6-Cyl. 159 Diesel		
L5030			1986-1978		
Kubota 4-Cyl. 149 Diesel			Belt - Fan & Alt.		
2008-2003 Belt - Fan & Alt.	1546997010	▲9425HD		1560697012	▲9435HD
L5040; L5240			M4700		
Kubota 4-Cyl. 149 Diesel			Kubota 5-Cyl. 168 Diesel		
2008-2007 Belt - Alt.		7425	1999-1995 Belt - Fan & Alt.		▲9430HD
L5450			M4800		
Kubota 5-Cyl. 168 Diesel			Kubota 4-Cyl. 149 Diesel		
1998-1990 Belt - Fan & Alt.		▲9430HD	2008-2003 Belt - Alt.	1546997010	▲9425HD
Hose - Upper		●20137	M4900		
		or ●25252	Kubota 5-Cyl. 168 Diesel		
Hose - Lower; W/Single Hose		●21103	2008-2000		
Hose - Lower - Pipe To Rad.; (1 3/8" I.D.)		24222	Belt - Alt.		
L5740			M4950		
Kubota 4-Cyl. 149 Diesel			Kubota 6-Cyl. 170 Diesel		
2008-2007 Belt - Alt.		7425	1995-1983		
M105			Belt - Fan & Alt.		
Kubota 4-Cyl. 230 Diesel			Belt - A.C.		
2007-2004 Belt - Fan & Alt.		▲9500HD	Hose - Upper		
Belt - A.C.		▲9650HD	or ●25252		
M110; M120			Hose - Lower		
Kubota 5-Cyl. 356 Diesel			or ●20065		
2004-1999 Belt - Fan & Alt.		▲9650HD	Hose - Lower - Pipe To Rad.; (1 1/2" I.D.)		
M125X			24224		
Kubota 5-Cyl. 356 Diesel			M5030		
2008-2005 Belt - Fan & Alt.	3M76015780	Ⓣ7460	Kubota 6-Cyl. 170 Diesel		
			1996-1985		
			Belt - Fan & Alt.		
			Belt - A.C.		
			Hose - Upper		
			or ●25252		
			Hose - Lower		
			or ●25251		
			M5040		
			Kubota 4-Cyl. 186 Diesel		
			2008-2006		
			Belt - Alt.		
			Belt - Fan		
			▲9360HD		
			▲9447HD		

▲ Standard Belt May Also Be Available.
● Vulco-Flex® Coolant Hose.

⊂ Cut to Fit.
Ⓣ Two Required.

Belts and Coolant Hose for Tractors Alphabetical

Application	Mfr. No.	Part No.
KUBOTA - Continued		
M5400		
Kubota 5-Cyl. 168 Diesel 1999-1994 Belt - Fan & Alt.		▲9430HD
M5500		
Kubota 3-Cyl. 182 Diesel 1986-1979 Belt - Fan & Alt.		②▲9435HD
M5700		
Kubota 5-Cyl. 168 Diesel 2008-2000 Belt - Alt.		▲9430HD
M5950		
Kubota 3-Cyl. 196 Diesel 1994-1983 Belt - Fan & Alt. Belt - A.C.; W/1/2" Belt T.W. Belt - A.C.; W/21/32" Belt T.W.		②7460 ▲9650HD TR22635
M6030		
Kubota 3-Cyl. 196 Diesel 1998-1986 Belt - Fan & Alt. Belt - A.C.; W/1/2" Belt T.W. Belt - A.C.; W/21/32" Belt T.W. Hose - Lower		②7460 ▲9650HD TR22635 ≧20957
M6800		
Kubota 4-Cyl. 202 Diesel 2008-1998 Belt - Alt.		▲9480HD
M6950		
Kubota 4-Cyl. 243 Diesel 1996-1983 Belt - Fan & Alt. Belt - A.C.; W/1/2" Belt T.W. Belt - A.C.; W/21/32" Belt T.W.		②7460 ▲9650HD TR22635
M7030		
Kubota 4-Cyl. 243 Diesel 1998-1986 Belt - Fan & Alt. Belt - A.C.; W/1/2" Belt T.W. Belt - A.C.; W/21/32" Belt T.W. Hose - Lower		②7460 ▲9650HD TR22635 ≧21660 or ●25477
M7040		
Kubota 4-Cyl. 203 Diesel 2008-2006 Belt - Alt. Belt - Fan		▲9360HD ▲9447HD
M7500		
Kubota 4-Cyl. 243 Diesel 1986-1979 Belt - Fan & Alt.		②▲9435HD
M7580		
Kubota V4302A Diesel 1999-1992 Belt - Fan & Alt.	1545199380	7450

Application	Mfr. No.	Part No.
KUBOTA - Continued		
M7950		
Kubota 4-Cyl. 262 Diesel 1996-1983 Belt - Fan & Alt.; W/45 5/8" Belt O.C. Belt - Fan & Alt.; W/46 5/8" Belt O.C. Belt - A.C.; W/1/2" Belt T.W. Belt - A.C.; W/21/32" Belt T.W. Hose - Lower		②7450 ②7460 ▲9650HD TR22635 ≧21660 or ●25477
M8030		
Kubota 4-Cyl. 262 Diesel 1997-1986 Belt - Fan & Alt. Belt - A.C.; W/1/2" Belt T.W. Belt - A.C.; W/21/32" Belt T.W. Hose - Lower		②7460 ▲9650HD TR22635 ≧21660 or ●25477
M8200		
Kubota 4-Cyl. 202 Diesel 2008-1998 Belt - Fan & Alt.	490	▲9500HD
M8540		
Kubota 4-Cyl. 230 Diesel 2008-2006 Belt - Alt.		▲9495HD
M8580		
Kubota V4702A Diesel 1999-1991 Belt - Fan & Alt. Belt - A.C.; W/1/2" Belt T.W. Belt - A.C.; W/21/32" Belt T.W. Hose - Upper		②7460 ▲9650HD TR22635 ●26603 ●25477
M8950		
Kubota 4-Cyl. 262 Diesel 1996-1983 Belt - Fan & Alt. Belt - A.C.; W/1/2" Belt T.W. Belt - A.C.; W/21/32" Belt T.W. Hose - Upper		②7460 ▲9650HD TR22635 ●26510 ≧21660 or ●25477
M9000		
Kubota 4-Cyl. 202 Diesel 2008-1998 Belt - Alt.		▲9610HD
M9540		
Kubota 4-Cyl. 230 Diesel 2008-2006 Belt - Fan & Alt.		▲9495HD
M9580		
Kubota V4702TA Diesel 1998-1992 Belt - Fan & Alt. Belt - A.C. Hose - Upper		②7450 ▲9650HD ≧20957 ≧21660

▲ Standard Belt May Also Be Available.
≧ Cut to Fit.

② Two Required.
● Vulco-Flex® Coolant Hose.

Agricultural Equipment

Belts and Coolant Hose for Tractors Alphabetical

Application	Mfr. No.	Part No.	Application	Mfr. No.	Part No.
KUBOTA - Continued			LANDINI - Continued		
MX5000			CF5030 - Continued		
Kubota 4-Cyl. 149 Diesel			Perkins AD3.1525 Diesel - Continued		
2007-2002			1994-1991 - Continued		
Belt - Alt.	1547197010	▲9420HD	Hose - By Pass		≡21942
LANDINI			DT5500		
5560			Perkins 3-Cyl. 152 Diesel		
Perkins 3-Cyl. 152 Diesel			1988		
1994-1988			Belt - Fan & Alt.		
Belt - Fan & Alt.		▲9465HD	1446203M1		▲9490HD
6530			DT6500		
Perkins 4-Cyl. 236 Diesel			Perkins 4-Cyl. 236 Diesel		
1991-1985			1988		
Belt - Fan & Alt.	1446980M1	▲9476HD	Belt - Fan & Alt.; Ser. No. 1214499 & Before .		
Hose - Upper; (1 3/4" I.D.)		24228	1447592M1		
6830			Belt - Fan & Alt.; Ser. No. 1214500 & After ...		
Perkins 4-Cyl. 236 Diesel			1446980M1		
1988-1984			▲9470HD		
Belt - Fan & Alt.		②▲9480HD	▲9476HD		
Hose - Upper; (1 3/4" I.D.)		24428	DT8500		
7830			Perkins 4-Cyl. 248 Diesel		
Perkins 4-Cyl. 236 Diesel			1988		
1991-1984			Belt - Fan & Alt.; Ser. No. 1231517 & Before .		
Belt - Fan & Alt.	2614B542	7465	1447592M1		
7860			Belt - Fan & Alt.; Ser. No. 1231518 & After ...		
Perkins 4-Cyl. 236 Diesel			1446980M1		
1996-1988			▲9470HD		
Belt - Fan & Alt.		▲9470HD	Trekker 85		
8550			Perkins 4-Cyl. 248 Diesel		
Perkins 4-Cyl. 248 Diesel			2000-1992		
1988-1985			Belt - Fan & Alt.		
Belt - Fan & Alt.	1446201M1	▲9505HD	▲9470HD		
Belt - A.C.		▲9700HD	Hose - Upper; (1 3/4" I.D.)		
Hose - Upper		≡20957	24228		
8560			LEYLAND		
Perkins 4-Cyl. 248 Diesel			154		
1994-1990			Leyland 4-Cyl. 91 Diesel		
Belt - Fan & Alt.		▲9480HD	1984-1979		
10000S			Belt - Fan & Alt.; W/40 1/4" Belt O.C.		
Perkins 6-Cyl. 354 Diesel			13H3348		
1996-1982			▲9400HD		
Belt - Fan & Alt.; Ser. No. 12900075 & Before	1447695M91	②▲9580HD	Belt - Fan & Alt.; W/41 3/4" Belt O.C.		
Belt - Fan & Alt.; Ser. No. 12900076 & After		②▲9590HD	BTJ6280		
12500			▲9415HD		
Perkins 6-Cyl. 354 Diesel			Belt - Hyd. Pump		
1991-1985			BTJ6280		
Belt - Fan & Alt.		②▲9600HD	Leyland 4-Cyl. 99		
14500			1984-1970		
Perkins 6-Cyl. 354 Diesel			Belt - Fan & Alt.		
1996-1986			13H4646		
Belt - Fan & Alt.; Ser. No. U536462 & Before		②▲9610HD	▲9380HD		
Belt - Fan & Alt.; Ser. No. U536463 & After ...	1447419M91	②▲9600HD	Belt - Hyd. Pump		
Hose - By Pass; (2 1/4" I.D.)		24236	BTJ6280		
CF5030			235		
Perkins AD3.1525 Diesel			Leyland 4-Cyl. 109 Diesel		
1994-1991			1984-1982		
Belt - Fan & Alt.		▲9465HD	Belt - Hyd. Pump		
Hose - Upper; (1 5/8" I.D.)		24226	▲9510HD		
			245		
			Perkins 3-Cyl. 152 Diesel		
			1984-1973		
			Belt - Fan & Alt.		
			12B633		
			TR22461		
			253		
			Perkins 3-Cyl. 152 Diesel		
			1972		
			Belt - Fan & Alt.		
			12B633		
			TR22461		
			272		
			Leyland 4-Cyl. 230 Diesel		
			1984-1976		
			Belt - Fan & Alt.		
			12B1421		
			▲9505HD		
			344		
			Leyland 4-Cyl. 208 Diesel		
			1972-1970		
			Belt - Fan & Alt.		
			BMK977		
			▲9510HD		
			Hose - Upper		
			or		
			●25474		
			24224		
			Hose - Lower; (1 1/2" I.D.)		

▲ Standard Belt May Also Be Available.
 ≡ Cut to Fit.

② Two Required.
 ● Vulco-Flex® Coolant Hose.

Belts and Coolant Hose for Tractors Alphabetical

Application	Mfr. No.	Part No.	Application	Mfr. No.	Part No.
LEYLAND - Continued			LONG - Continued		
384			560		
Leyland 4-Cyl. 230 Diesel			UTB 4-Cyl. 191 Diesel		
1972-1970			1979-1976		
Belt - Fan & Alt.	12B1421	▲9505HD	Belt - Fan & Alt.; W/45 1/8" Belt O.C.		7450
Hose - Upper		☒20450	Belt - Fan & Alt.; W/55 5/8" Belt O.C.		7555
		or ●25474	Hose - Lower - Eng. To Pipe; (1 1/2" I.D.)		24224
Hose - Lower; (1 1/2" I.D.)		24224	Hose - Lower - Pipe To Rad.; (1 1/2" I.D.)		24224
LONG			610		
260			UTB 4-Cyl. 219 Diesel		
UTB 2-Cyl. 95 Diesel			1994-1979		
1986-1980			Belt - Fan & Alt.		7450
Belt - Fan & Alt.		7455	Hose - Upper		☒20958
Hose - Upper		●26602			or ●26502
Hose - Lower - Eng. To Pipe; (1 1/2" I.D.)		24224	Hose - Lower - Eng. To Pipe; (1 1/2" I.D.)		24224
Hose - Lower - Pipe To Rad.; (1 1/2" I.D.)		24224	Hose - Lower - Pipe To Rad.; (1 1/2" I.D.)		24224
310			900		
UTB 2-Cyl. 110 Diesel			Zetor 4-Cyl. 278 Diesel		
1990-1980			1977-1974		
Belt - Fan & Alt.		7455	Belt - Fan & Alt.		▲9505HD
Hose - Upper		●26602	Hose - Upper		●26504
Hose - Lower - Eng. To Pipe; (1 1/2" I.D.)		24224	Hose - Lower - Eng. To Pipe		☒20065
Hose - Lower - Pipe To Rad.; (1 1/2" I.D.)		24224			or ●25526
350			910		
UTB 3-Cyl. 143 Diesel			Zetor 4-Cyl. 278 Diesel		
1976-1974			1983-1978		
Belt - Fan & Alt.		7450	Belt - Fan & Alt.		▲9505HD
Hose - Upper		●26603	Hose - Lower - Pipe To Rad.; (1 1/2" I.D.)		24224
Hose - Lower - Eng. To Pipe; (1 1/2" I.D.)		24224	1100		
Hose - Lower - Pipe To Rad.; (1 1/2" I.D.)		24224	Zetor 4-Cyl. 278 Diesel		
360			1977-1975		
UTB 3-Cyl. 143 Diesel			Belt - Fan & Alt.		
1994-1977					7512
Belt - Fan & Alt.		7450	Belt - A.C.		▲9505HD
Hose - Upper - Eng. To Pipe; (1 7/8" I.D.)		24230	Hose - Upper		●25527
Hose - Upper - Pipe To Rad.; (1 7/8" I.D.)		24230	Hose - Lower - Pipe To Rad.; (1 1/2" I.D.)		24224
Hose - Lower - Eng. To Pipe; (1 1/2" I.D.)		24224	1110		
Hose - Lower - Pipe To Rad.; (1 1/2" I.D.)		24224	Zetor 4-Cyl. 278 Diesel		
445			1979-1978		
UTB 3-Cyl. 143 Diesel			Belt - Fan & Alt.		
1976-1972					▲9510HD
Belt - Fan & Alt.		7450	Belt - A.C.		▲9463HD
Hose - Upper		☒20957	1310		
		or ●26603	Zetor 6-Cyl. 417 Diesel		
Hose - Lower - Eng. To Pipe; (1 1/2" I.D.)		24224	1983-1978		
Hose - Lower - Pipe To Rad.; (1 1/2" I.D.)		24224	Belt - Fan & Alt.		
460			Belt - A.C.		
UTB 3-Cyl. 143 Diesel			▲9510HD		
1994-1977			▲9463HD		
Belt - Fan & Alt.		7450	FarmTrac 45		
Hose - Upper - Eng. To Pipe; (1 7/8" I.D.)		24230	Ford 3-Cyl. 175 Diesel		
Hose - Upper - Pipe To Rad.; (1 7/8" I.D.)		24230	2000-1999		
Hose - Lower - Eng. To Pipe; (1 1/2" I.D.)		24224	Belt - Fan & Alt.		
Hose - Lower - Pipe To Rad.; (1 1/2" I.D.)		24224		1405	7405
510			FarmTrac 60		
UTB 3-Cyl. 165 Diesel			Ford 3-Cyl. 192 Diesel		
1990-1979			2003-1997		
Belt - Fan & Alt.		7450	Belt - Fan & Alt.		
Hose - Upper		☒20958		1405	7405
		or ●26502	LandTrac 280		
Hose - Lower - Eng. To Pipe; (1 1/2" I.D.)		24224	Mitsubishi 4-Cyl. 92 Diesel		
Hose - Lower - Pipe To Rad.; (1 1/2" I.D.)		24224	2000-1998		
560			Belt - Fan & Alt.		
UTB 4-Cyl. 191 Diesel				MD041704	7380

▲ Standard Belt May Also Be Available.
● Vulco-Flex® Coolant Hose.

☒ Cut to Fit.

Belts and Coolant Hose for Tractors Alphabetical

Application	Mfr. No.	Part No.	Application	Mfr. No.	Part No.
LONG - Continued			MAHINDRA - Continued		
LandTrac 360			4505		
Mitsubishi 4-Cyl. 107 Diesel			Mahindra 4-Cyl. 154 Diesel		
2003-1998			1999-1998		
Belt - Fan & Alt.	MD041704	7380	Belt - Alt.	5556085R1	AX31
R9500			4530		
Perkins 6-Cyl. 354 Diesel			Mahindra 3-Cyl. 146 Diesel		
1975-1972			2008-2005		
Belt - Fan & Alt.		▲9590HD	Belt - Fan & Alt.	20325E05	▲9455HD
Hose - Upper		☞20611	5005		
		or ●26508	Mahindra 4-Cyl. 154 Diesel		
Hose - Lower - Eng. To Pipe		☞20882	1999-1998		
Hose - Lower - Pipe To Rad.		☞20685	Belt - Alt.	5556085R1	AX31
M-R-S			5500		
A80			Mahindra 4-Cyl. 186 Diesel		
GM 2-Cyl. 284 Diesel			2007-2003		
1970-1964			Belt - Fan & Alt.		
Belt - Fan	3224368	TR34545		20325E05	▲9455HD
Belt - Alt.		TR22363	6000		
Hose - Upper		●26512	Mahindra 4-Cyl. 195 Diesel		
Hose - Lower		●26512	2007-1999		
MAHINDRA			Belt - Fan & Alt.		
475			20325E05		
Mahindra 3-Cyl. 115 Diesel			6500		
1999-1997			Mahindra 4-Cyl. 216 Diesel		
Belt - Alt.	5556085R1	AX31	2007-2003		
Belt - Fan	5554153R1	TR22358	Belt - Fan & Alt.		
485			20325E05		
Mahindra 4-Cyl. 146 Diesel			▲9455HD		
1997			C27; C35		
Belt - Alt.	5556085R1	AX31	Mahindra 3-Cyl. 115 Diesel		
Belt - Fan	5554153R1	TR22358	2003		
575			Belt - Alt.		
Mahindra 4-Cyl. 154 Diesel			5556085R1		
1998-1996			AX31		
Belt - Alt.	5556085R1	AX31	5556085R1		
Belt - Fan	5554153R1	TR22358	AX31		
2815			E350		
Mahindra 3-Cyl. 91 Diesel			Mahindra 3-Cyl. 115 Diesel		
2008-2005			2003-2000		
Belt - Fan		▲9370HD	Belt - Alt.		
3215			5556085R1		
Mahindra 3-Cyl. 91 Diesel			AX31		
2007-2005			MASSEY FERGUSON		
Belt - Fan		▲9370HD	20 Industrial		
3505			Perkins 3-Cyl. 152		
Mahindra 3-Cyl. 115 Diesel			1976-1966		
2003-2000			Belt - Fan & Alt.		
Belt - Alt.	5556085R1	AX31		517456M1	▲9500HD
4005			Hose - Upper; (1 1/2" I.D.)		
Mahindra 4-Cyl. 146 Diesel			24224		
1999-1998			Hose - Lower		
Belt - Alt.	5556085R1	AX31			●25476
4500			Hose - By Pass; (1 1/8" I.D.)		
Mahindra 3-Cyl. 146 Diesel			24218		
2005-2000			Perkins 3-Cyl. 153 Diesel		
Belt - Fan & Alt.	20325E05	▲9455HD	1976-1966		
			Belt - Fan & Alt.		
			517456M1		
			▲9500HD		
			Hose - Upper; (1 1/2" I.D.)		
			24224		
			Hose - Lower		
			or ●25477		
			24218		
			20C Industrial		
			Perkins 3-Cyl. 152		
			1982-1976		
			Belt - Fan & Alt.		
			539735M1		
			▲9435HD		
			Perkins 3-Cyl. 153 Diesel		
			1982-1976		
			Belt - Fan & Alt.		
			531371M1		
			▲9525HD		

▲ Standard Belt May Also Be Available.
● Vulco-Flex® Coolant Hose.

☞ Cut to Fit.

Belts and Coolant Hose for Tractors Alphabetical

Application	Mfr. No.	Part No.
MASSEY FERGUSON - Continued		
20C Turf		
Perkins 3-Cyl. 153 Diesel		
1976-1975		
Belt - Fan & Alt.	843198M1	▲9525HD
20D Industrial		
Perkins 3-Cyl. 153 Diesel		
1992-1983		
Belt - Fan & Alt.	1682680M1	▲9510HD
Hose - Upper; (1 1/2" I.D.)		24224
Hose - Lower		☹21794
	or	●25476
Hose - By Pass; (1 1/8" I.D.)		24218
25		
Perkins 4-Cyl. 107 Diesel		
1965-1963		
Belt - Fan & Alt.	966427M1	▲9390HD
Hose - Upper; (1 1/2" I.D.)		24224
30		
Continental 4-Cyl. 212		
1976-1970		
Belt - Fan & Alt.	843198M1	▲9525HD
Hose - Upper; (1 1/2" I.D.)		24224
Perkins 4-Cyl. 203 Diesel		
1976-1970		
Belt - Fan & Alt.	186976M1	▲9490HD
Hose - Upper; (1 1/2" I.D.)		24224
30 Industrial		
Perkins 4-Cyl. 203		
1972-1970		
Hose - Upper		●25476
Hose - Lower		☹20945
	or	●25474
Perkins 4-Cyl. 212 Diesel		
1972-1970		
Belt - Fan & Alt.	531371M1	▲9525HD
Hose - Upper		☹20065
	or	●25473
Hose - By Pass; (1" I.D.)		24216
30B Industrial		
Continental 4-Cyl. 162		
1982-1976		
Belt - Fan & Alt.	539735M1	▲9435HD
Hose - Upper		●25476
Hose - Lower		☹20945
	or	●25474
Perkins 4-Cyl. 212 Diesel		
1982-1976		
Belt - Fan & Alt.	531371M1	▲9525HD
Hose - Upper		☹20065
	or	●25473
Hose - By Pass; (1" I.D.)		24216
31 Industrial		
Perkins 4-Cyl. 236 Diesel		
1977-1973		
Belt - Fan & Alt.	513833M1	▲9520HD
35		
Continental 4-Cyl. 134		
1963-1960		
Belt - Fan & Alt./Gen.	509572M1	▲9425HD
Hose - Upper; (1 1/2" I.D.)		24224
Hose - Lower		☹20416
	or	●25477

Application	Mfr. No.	Part No.
MASSEY FERGUSON - Continued		
35 - Continued		
Perkins 3-Cyl. 153 Diesel		
1963-1960		
Belt - Fan & Alt./Gen.	186976M1	▲9490HD
Hose - Upper; (1 1/2" I.D.)		24224
Hose - Lower		☹20226
	or	●25477
Hose - By Pass; (1 1/8" I.D.)		24218
40		
Continental 4-Cyl. 134		
1984-1956		
Belt - Fan & Alt.	517456M1	▲9500HD
Hose - Upper		●25476
Perkins 3-Cyl. 153 Diesel		
1984-1956		
Belt - Fan & Alt.	517456M1	▲9500HD
Hose - Upper		●25473
Hose - By Pass		☹20801
40B Industrial		
Perkins 3-Cyl. 153 Diesel		
1982-1976		
Belt - Fan & Alt.	517344M2	▲9540HD
50		
Continental 4-Cyl. 134		
1965-1958		
Belt - Fan & Alt.	513890M1	▲9451HD
Belt - Fan & Gen.	509572M1	▲9425HD
Hose - Upper; (1 1/2" I.D.)		24224
Hose - Lower		●25478
Perkins 3-Cyl. 153 Diesel		
1965-1958		
Belt - Fan & Alt./Gen.	189789M1	▲9485HD
Hose - Upper; (1 1/2" I.D.)		24224
Hose - By Pass; (1 1/8" I.D.)		24218
50 Industrial		
Continental 4-Cyl. 193		
1976-1969		
Belt - Fan & Alt.	513890M1	▲9451HD
Belt - Fan & Gen.	509572M1	▲9425HD
Perkins 4-Cyl. 203 Diesel		
1976-1969		
Belt - Fan & Alt.	843198M1	▲9525HD
Belt - Fan & Gen.	186750M2	▲9476HD
50C Industrial; 50D Industrial		
Perkins 4-Cyl. 236 Diesel		
1983-1976		
Belt - Fan & Alt.	517344M2	▲9540HD
50F		
Perkins 3-Cyl. 184 Diesel		
1987-1983		
Belt - Fan & Alt.	1446201M1	▲9505HD
65		
Continental 4-Cyl. 176		
1965-1957		
Belt - Fan & Alt./Gen.	184526M1	▲9440HD
Hose - Upper; (1 1/2" I.D.)		24224
Hose - Lower		●25478
Perkins 4-Cyl. 203 Diesel		
1965-1957		
Belt - Fan & Alt./Gen.	186750M2	▲9476HD
Hose - Upper		●25527
Hose - Lower		●25478

▲ Standard Belt May Also Be Available.
● Vulco-Flex® Coolant Hose.

☹ Cut to Fit.

Belts and Coolant Hose for Tractors Alphabetical

Application	Mfr. No.	Part No.	Application	Mfr. No.	Part No.
MASSEY FERGUSON - Continued			MASSEY FERGUSON - Continued		
65 - Continued			150		
Perkins 4-Cyl. 203 Diesel - Continued			Continental 4-Cyl. 145		
1965-1957 - Continued			1975-1964		
Hose - By Pass - W.P. To Pipe		☞20267	Belt - Fan & Gen.	509572M1	▲9425HD
Hose - By Pass - W.P. To Intake Manifold; (1" I.D.)		24216	Hose - Upper		☞20416
85					or
Continental 4-Cyl. 242					●25474
1962-1958			Hose - Lower		●25478
Belt - Fan & Gen.	185223M1	▲9530HD	Continental 4-Cyl. 152		
Hose - Upper; (1 5/8" I.D.)		24226	1975-1964		
Hose - Lower		☞21794	Belt - Fan & Gen.	509572M1	▲9425HD
		or	Hose - Upper		☞20416
					or
			Hose - Lower		●25474
Perkins 4-Cyl. 242 Diesel			Perkins 3-Cyl. 153 Diesel		
1961-1958			1975-1964		
Belt - Fan & Gen.	190083M1	▲9510HD	Belt - Fan & Alt.	517344M1	▲9540HD
Hose - Upper; (1 5/8" I.D.)		☞24926	Belt - Fan & Gen.	186976M1	▲9490HD
88			Hose - Upper		☞21794
Continental 4-Cyl. 276					or
1962-1959			Hose - Lower		●25474
Belt - Fan & Gen.	185223M1	▲9530HD	Hose - By Pass; Molded Hose		☞20801
Hose - Upper; (1 5/8" I.D.)		24226	Hose - By Pass; Strt. Hose(1 1/8" I.D.)		24218
Hose - Lower		☞21794	154-4		
		or	Perkins 3-Cyl. 153 Diesel		
			1981-1980		
Perkins 4-Cyl. 277 Diesel			Belt - Fan & Alt.; Ser. No. 2612418 & After ...	1446203M1	▲9490HD
1962-1959			165		
Belt - Fan & Gen.	190083M1	▲9510HD	Continental 4-Cyl. 176		
Hose - Upper; (1 5/8" I.D.)		☞24926	1975-1964		
90			Belt - Fan & Gen.	189789M1	▲9485HD
Continental 4-Cyl. 242			Hose - Upper; W/Row Crop Style		☞20065
1965-1962					or
Belt - Fan & Gen.	185223M1	▲9530HD	Hose - Upper; W/Tricycle Style		●25473
Hose - Upper; (1 5/8" I.D.)		24226	Hose - Lower; W/Row Crop Style		●25473
Perkins 4-Cyl. 302 Diesel			Hose - Lower; W/Tricycle Style		●25474
1965-1962			Perkins 4-Cyl. 204 Diesel		
Belt - Fan & Gen.	190083M1	▲9510HD	1975-1964		
Hose - Upper; (1 5/8" I.D.)		☞24926	Belt - Fan & Alt.	186976M1	▲9490HD
Hose - Lower		☞21794	Belt - Fan & Gen.	186750M2	▲9476HD
		or	Hose - Upper; W/Row Crop Style		☞20065
			Hose - Upper; W/Tricycle Style		☞21660
Hose - By Pass		☞20267			or
135			Hose - Lower; W/Row Crop Style		●25476
Continental 4-Cyl. 145					20355
1975-1964					or
Belt - Fan & Gen.	509572M1	▲9425HD	Hose - By Pass; Molded Hose		●25476
Hose - Upper		●25472	Hose - By Pass; Strt. Hose(1" I.D.)		☞20267
Hose - Lower		☞20416			24216
		or	Perkins 4-Cyl. 212		
			1975-1964		
Perkins 3-Cyl. 152			Belt - Fan & Gen.	189789M1	▲9485HD
1975-1969			Hose - Upper; W/Row Crop Style		☞20065
Belt - Fan & Gen.	509572M1	▲9425HD			or
Hose - Upper		●25472	Hose - Upper; W/Tricycle Style		●25476
Hose - Lower		☞20416	Hose - Lower; W/Row Crop Style		●25473
		or	Hose - Lower; W/Tricycle Style		●25474
			175		
Perkins 3-Cyl. 152 Diesel			Continental 4-Cyl. 206		
1975-1964			1975-1964		
Belt - Fan & Gen.; Ser. No. 9A38904 & Before 186976M1		▲9490HD	Belt - Fan & Gen.	189789M1	▲9485HD
Belt - Fan & Alt.; W/Orchard Style; Ser. No. 9A38905 & After	517456M1	▲9500HD	Hose - Upper		☞20065
Belt - Fan & Alt.; Special; Ser. No. 9A38905 & After	843198M1	▲9525HD			or
Hose - Upper; (1 1/2" I.D.)		24224	Hose - Lower		●25473
Hose - Lower		☞20226			●25473
		or	Perkins 4-Cyl. 236		
			1975-1964		
Hose - By Pass; Molded Hose		☞20801	Belt - Fan & Alt.	843198M1	▲9525HD
Hose - By Pass; Strt. Hose(1 1/8" I.D.)		24218	Hose - Upper		☞20355
					or
					●25474

☞ Cut to Fit.
● Vulco-Flex® Coolant Hose.

▲ Standard Belt May Also Be Available.
☞ Use Wire Inserted Green Stripe® Coolant Hose.

Agricultural Equipment

Belts and Coolant Hose for Tractors Alphabetical

Application	Mfr. No.	Part No.
MASSEY FERGUSON - Continued		
175 - Continued		
Perkins 4-Cyl. 236 - Continued		
1975-1964 - Continued		
Hose - Lower; Ser. No. 9A67214 & Before		☞21794
	or	●25476
Hose - Lower; Ser. No. 9A67215 & After		●25473
Perkins 4-Cyl. 236 Diesel		
1975-1964		
Belt - Fan & Alt. 513833M1		▲9520HD
Belt - Fan & Gen.; Ser. No. 9A40276 & Before 186750M2		▲9476HD
Belt - Fan & Gen.; Ser. No. 9A40277 & After . 190083M1		▲9510HD
Hose - Upper		20355
	or	●25474
Hose - Lower; W/1 1/2" O.D. Rad. Spout		☞20993
	or	●25476
Hose - Lower; W/1 3/4" O.D. Rad. Spout		☞20558
	or	●26502
180		
Continental 4-Cyl. 206		
1975-1964		
Belt - Fan & Gen. 505995M2		▲9447HD
Hose - Upper		☞20626
	or	●25480
Perkins 4-Cyl. 236		
1975-1965		
Belt - Fan & Gen. 186976M1		▲9490HD
Hose - Upper		☞20626
	or	●25480
Perkins 4-Cyl. 236 Diesel		
1975-1964		
Belt - Fan & Gen.; Ser. No. 9A40276 & Before 186750M2		▲9476HD
Belt - Fan & Gen.; Ser. No. 9A40277 & After . 512951M1		▲9500HD
Hose - Upper; W/1 1/2" O.D. Rad. Spout		☞20626
	or	●25480
Hose - Upper; W/1 3/4" O.D. Rad. Spout		●26612
184-4		
Perkins 4-Cyl. 236 Diesel		
1981-1976		
Belt - Fan & Gen. 1446980M1		▲9476HD
202 Industrial		
Continental Z134		
1967-1958		
Belt - Fan & Alt. 509572M1		▲9425HD
Perkins 3-Cyl. 152 Diesel		
1967-1958		
Belt - Fan & Alt. 509572M1		▲9425HD
203 Industrial		
Perkins 3-Cyl. 152 Diesel		
1967-1961		
Belt - Fan & Alt. 186976M1		▲9490HD
204 Industrial		
Perkins 3-Cyl. 152 Diesel		
1967-1959		
Belt - Fan & Alt. 509572M1		▲9425HD
205		
Toyosha 2-Cyl. 65 Diesel		
1984-1978		
Belt - Fan & Gen. 3281495M1		▲9370HD
Hose - Lower		●25252

Application	Mfr. No.	Part No.
MASSEY FERGUSON - Continued		
205 Industrial		
Toyosha 2-Cyl. 65 Diesel		
1969-1961		
Belt - Fan & Gen. 186976M1		▲9490HD
205-4		
Toyosha 2-Cyl. 65 Diesel		
1984-1979		
Belt - Fan & Gen. 3281495M1		▲9370HD
Hose - Lower		●25252
1978		
Belt - Fan & Alt. 3280157M1		▲9400HD
Belt - Fan & Gen. 3281495M1		▲9370HD
Hose - Upper		☞20065
	or	●25472
Hose - Lower		●25252
210		
Toyosha 2-Cyl. 77 Diesel		
1984-1978		
Belt - Fan & Alt. 3280157M1		▲9400HD
Hose - Upper		☞20065
	or	●25472
Hose - Lower		☞21794
	or	●25476
210-4		
Toyosha 2-Cyl. 77 Diesel		
1984-1979		
Belt - Fan & Alt. 3280157M1		▲9400HD
Hose - Upper		☞20065
	or	●25472
Hose - Lower		☞21794
	or	●25476
220; 220-4		
Toyosha 2-Cyl. 90 Diesel		
1984-1978		
Belt - Fan & Alt. 3280157M1		▲9400HD
230		
Continental 4-Cyl. 145		
1983-1976		
Belt - Fan & Alt. 539735M1		▲9435HD
Hose - Upper; Ser. No. 9A243082 & After		●25473
Perkins 3-Cyl. 153 Diesel		
1983-1976		
Belt - Fan & Alt. 531371M1		▲9525HD
Hose - Upper		●25473
Hose - Lower - Eng. To Pipe; (1 1/2" I.D.)		24224
Hose - Lower - Pipe To Rad.		☞20267
231 Special		
Perkins 3-Cyl. 153 Diesel		
1999-1989		
Belt - Fan & Alt.; W/45 3/8" Belt O.C.		▲9451HD
Belt - Fan & Alt.; W/47 3/8" Belt O.C. 773300M1		▲9470HD
Hose - Lower		☞21660
235		
Continental 4-Cyl. 145		
1976-1975		
Belt - Fan & Alt. 539735M1		▲9435HD
Hose - Upper; Ser. No. 9A243082 & After		●25473
Perkins 3-Cyl. 153 Diesel		
1976-1975		
Belt - Fan & Alt. 531371M1		▲9525HD
Hose - Upper		●25473
Hose - Lower - Eng. To Pipe; (1 1/2" I.D.)		24224

☞ Cut to Fit.
 ▲ Standard Belt May Also Be Available.

● Vulco-Flex® Coolant Hose.

Belts and Coolant Hose for Tractors Alphabetical

Application	Mfr. No.	Part No.	Application	Mfr. No.	Part No.
MASSEY FERGUSON - Continued			MASSEY FERGUSON - Continued		
235 - Continued			265 - Continued		
Perkins 3-Cyl. 153 Diesel - Continued			Perkins 4-Cyl. 236 Diesel		
1976-1975 - Continued			1983-1975		
Hose - Lower - Pipe To Rad.		∞<20267	Belt - Fan & Alt.	517344M2	♣9540HD
240			Hose - Upper		∞<20355
Perkins 3-Cyl. 153 Diesel			or ●25477		
1999-1983			Hose - Lower		∞<20993
Belt - Fan & Alt.	1682680M1	♣9510HD	270		
Hose - Upper; (1 1/2" I.D.)		24224	Perkins 4-Cyl. 236 Diesel		
Hose - Lower		●25477	1986-1983		
245			Belt - Fan & Alt.	1809095M2	♣9590HD
Continental 4-Cyl. 145			Hose - Lower		●26502
1983-1976			274		
Belt - Fan & Alt.	539735M1	♣9435HD	Perkins 4-Cyl. 236 Diesel		
Hose - Lower		∞<20267	1987-1982		
Perkins 3-Cyl. 153 Diesel			Belt - Fan & Alt.	1446980M1	♣9476HD
1983-1976			275		
Belt - Fan & Alt.	531371M1	♣9525HD	Perkins 4-Cyl. 248 Diesel		
Hose - Upper		∞<20065	1983-1975		
or ●25526			Belt - Fan & Alt.	517344M2	♣9540HD
Hose - Lower		20355	Hose - Upper		∞<20355
or ●25477			or ●25477		
Hose - By Pass; Molded Hose		∞<20267	Hose - Lower		∞<20993
Hose - By Pass; Strt. Hose(1 1/8" I.D.)		24218	283 Special		
250			Perkins 4-Cyl. 248 Diesel		
Perkins 3-Cyl. 152 Diesel			1998-1985		
1986-1983			Belt - Fan & Alt.	532779M92	⊙7520
Belt - Fan & Alt.	1682680M1	♣9510HD	285		
Hose - Upper; (1 1/2" I.D.)		24224	Perkins 4-Cyl. 318 Diesel		
Hose - Lower		●25477	1982-1974		
253			Belt - Fan & Alt.	532779M92	⊙7520
Perkins 3-Cyl. 153 Diesel			Hose - Upper		∞<20611
1998-1988			or ●26509		
Belt - Fan & Alt.		♣9463HD	Hose - Lower		∞<21256
Hose - Upper; (1 1/2" I.D.)		24224	or ●26501		
Hose - By Pass; (1 1/4" I.D.)		24220	Hose - By Pass		∞<20357
254			290		
Perkins 3-Cyl. 153 Diesel			Perkins 4-Cyl. 248 Diesel		
1987-1982			1986-1983		
Belt - Fan & Alt.	1446203M1	♣9490HD	Belt - Fan & Alt.	517344M2	♣9540HD
Hose - Upper; (1 3/4" I.D.)		24228	294		
Hose - By Pass; (1 1/8" I.D.)		24218	Perkins 4-Cyl. 248 Diesel		
255			1989-1982		
Continental 4-Cyl. 212			Belt - Fan & Alt.	1446980M1	♣9476HD
1982-1975			Hose - Lower		●26502
Belt - Fan & Alt.	531371M1	♣9525HD	302 Industrial		
Hose - Lower		∞<20945	Continental 4-Cyl. 193		
or ●25474			1966-1962		
Perkins 4-Cyl. 203 Diesel			Belt - Fan & Gen.	509572M1	♣9425HD
1982-1975			Hose - Upper; (1 1/2" I.D.)		24224
Belt - Fan & Alt.	532527M1	♣9490HD	Perkins 4-Cyl. 203 Diesel		
Perkins 4-Cyl. 236 Diesel			1966-1962		
1982-1975			Belt - Fan & Alt.	512747M1	♣9530HD
Belt - Fan & Alt.	517344M2	♣9540HD	Belt - Fan & Gen.	186750M1	♣9476HD
265			Hose - Lower		●25478
Continental 4-Cyl. 236			303 Industrial		
1983-1975			Perkins 4-Cyl. 208		
Hose - Upper		∞<20355	1960-1958		
or ●25477			Belt - Fan & Gen.	764926M1	♣9435HD
Hose - Lower		∞<20945	Belt - Hyd. Pump		♣9470HD
or ●25474			♣ Standard Belt May Also Be Available.		
♣ Standard Belt May Also Be Available.			⊙ Two Required.		

Agricultural Equipment

∞< Cut to Fit.
● Vulco-Flex® Coolant Hose.

♣ Standard Belt May Also Be Available.
⊙ Two Required.

Belts and Coolant Hose for Tractors Alphabetical

Application	Mfr. No.	Part No.
MASSEY FERGUSON - Continued		
303 Industrial - Continued		
Perkins 4-Cyl. 208 - Continued		
1960-1958 - Continued		
Hose - Upper; Ser. No. 1270 & Before		☞20957 ●26603
Hose - Upper; Ser. No. 1271 & After		☞20957 ●26501
Hose - Lower; Ser. No. 1270 & Before		☞20357
Hose - Lower; Ser. No. 1271 & After(1 3/4" I.D.)		24228
304		
Continental 4-Cyl. 193		
1966-1962		
Belt - Fan & Gen.	509572M1	▲9425HD
Hose - Upper; (1 1/2" I.D.)		24224
Perkins 4-Cyl. 203 Diesel		
1966-1962		
Belt - Fan & Alt.	512747M1	▲9530HD
Belt - Fan & Gen.	186750M1	▲9476HD
Hose - Lower		●25478
354		
Perkins 3-Cyl. 152 Diesel		
1999-1994		
Hose - Upper; (1 3/4" I.D.)		24428
Hose - By Pass - Eng. To W.P.		21528
Hose - By Pass - W.P. To Tee; (1 1/4" I.D.)		24220
356		
Continental 4-Cyl. 193		
1966-1961		
Belt - Fan & Gen.	509572M1	▲9425HD
Hose - Upper; (1 1/2" I.D.)		24224
Hose - Lower		●25478
Perkins 4-Cyl. 203 Diesel		
1966-1961		
Belt - Fan & Gen.	186750M2	▲9476HD
362		
Perkins 4-Cyl. 236 Diesel		
1998-1990		
Belt - Fan & Alt.	3612115M1	▲9451HD
374		
Perkins 4-Cyl. 236 Diesel		
1999-1989		
Belt - Fan & Alt.; W/46 1/2" Belt O.C.	3637595M1	②▲9463HD
Belt - Fan & Alt.; W/47 1/2" Belt O.C.	3637597M1	②▲9476HD
375		
Perkins 4-Cyl. 236 Diesel		
1998-1987		
Belt - Fan & Alt.	1693745M1	▲9585HD
Belt - A.C.	1690692M1	▲9415HD
383		
Perkins 4-Cyl. 248 Diesel		
1998-1986		
Belt - Fan & Alt.	1693745M1	▲9585HD
Belt - A.C.	1690692M1	▲9415HD
384		
Perkins 4-Cyl. 236 Diesel		
1998-1989		
Belt - Fan & Alt.; W/46 1/2" Belt O.C.	3637595M1	②▲9463HD
Belt - Fan & Alt.; W/47 1/2" Belt O.C.	3637597M1	②▲9476HD

Application	Mfr. No.	Part No.
MASSEY FERGUSON - Continued		
390		
Perkins 4-Cyl. 248 Diesel		
1998-1987		
Belt - Fan & Alt.		▲9585HD
Belt - A.C.		▲9415HD
390T		
Perkins 4-Cyl. 236 Diesel		
1998-1989		
Belt - Fan & Alt.	1686615M91	②7590
Belt - A.C.		▲9365HD
393		
Perkins 4-Cyl. 236 Diesel		
1998-1992		
Belt - Fan & Alt.	3381364M91	②7525
394		
Perkins 4-Cyl. 248 Diesel		
1999-1989		
Hose - Upper; (4 1/2" I.D.)		24272
396		
Perkins 6-Cyl. 365 Diesel		
1998-1992		
Belt - Fan & Alt.	3381364M91	②7525
Hose - Upper		●26510
Hose - By Pass; (1 3/4" I.D.)		24228
398		
Perkins 4-Cyl. 236 Diesel		
1997-1987		
Belt - Fan & Alt.; W/25/64" Belt T.W.	1686615M91	②7590
Belt - Fan & Alt.; W/1/2" Belt T.W.		②▲9590HD
Belt - A.C.		▲9365HD
399		
Perkins 6-Cyl. 354 Diesel		
1990-1987		
Belt - Fan & Alt.		②▲9565HD
Hose - Upper		●26510
Hose - By Pass; (2" I.D.)		24232
Perkins 6-Cyl. 365 Diesel		
1998-1991		
Belt - Fan & Alt.		②▲9565HD
Hose - Upper		●26510
Hose - By Pass; (2" I.D.)		24232
563		
Perkins 3-Cyl. 202 Diesel		
2008-2006		
Belt - Fan	3637306M91	②▲9505HD
670		
Perkins 4-Cyl. 236 Diesel		
1986-1983		
Belt - Fan & Alt.	1686614M91	②7541
Belt - Fan To A.C.		▲9405HD
690		
Perkins 4-Cyl. 248 Diesel		
1986-1983		
Belt - Fan & Alt.	1686614M91	②7541
Belt - Fan To A.C.		▲9405HD
Hose - Upper		☞21794
Hose - Lower		or ●25478 ●25480

☞ Cut to Fit.
▲ Standard Belt May Also Be Available.

● Vulco-Flex® Coolant Hose.
② Two Required.

Belts and Coolant Hose for Tractors Alphabetical

Application	Mfr. No.	Part No.
MASSEY FERGUSON - Continued		
698		
Perkins 4-Cyl. 318 Diesel		
1986-1983		
Belt - Fan & Alt.	1686615M91	②7590
Belt - A.C.		②▲9420HD
Hose - Upper		③<21379
		or ●26515
1001		
Continental 4-Cyl. 208		
1961-1958		
Belt - Fan & Gen.	764926M1	▲9435HD
Hose - Upper		③<20957
		or ●26603
Hose - Lower; Ser. No. 100381 & Before(1 3/4" I.D.)		24428
Hose - Lower; Ser. No. 100382 & After		③<20357
		or ●26601
1010		
Toyosha 3-Cyl. 53 Diesel		
1994-1982		
Belt - Fan & Alt.	3284081M1	▲9360HD
Hose - Upper		●25249
Hose - Lower		●25252
1020		
Toyosha 3-Cyl. 69 Diesel		
1994-1983		
Belt - Fan & Alt.		▲9380HD
1030		
Toyosha 3-Cyl. 87 Diesel		
1994-1984		
Belt - Fan & Alt.; W/41 3/4" Belt O.C.		▲9415HD
Belt - Fan & Alt.; W/42 1/4" Belt O.C.		▲9420HD
1035		
Toyosha 3-Cyl. 92 Diesel		
1991-1986		
Belt - Fan & Alt.		▲9451HD
1045		
Toyosha 3-Cyl. 122 Diesel		
1991-1986		
Belt - Fan & Alt.		▲9430HD
1080		
Perkins 4-Cyl. 318 Diesel		
1972-1967		
Belt - Fan & Alt.; W/A.C.	522061M91	②7603
Belt - Fan & Alt.; W/O A.C.	516467M1	▲9605HD
Belt - A.C.	522063M1	▲9440HD
Hose - Upper; W/O A.C.		③<20611
		or ●26509
Hose - Lower; W/O A.C.		●26505
Hose - By Pass		③<20801
1085		
Perkins 4-Cyl. 318 Diesel		
1979-1972		
Belt - Fan & Alt.	529900M91	②7597
Hose - Upper; W/O A.C.		③<20611
		or ●26509
Hose - Lower; W/O A.C.		●26505
Hose - By Pass		③<20801

Application	Mfr. No.	Part No.
MASSEY FERGUSON - Continued		
1100		
Perkins 6-Cyl. 354 Diesel		
1972-1964		
Belt - Fan & Alt.; W/A.C.; W/58 1/8" Belt O.C.	517951M91	②7575
Belt - Fan & Alt.; W/A.C.; W/59 1/8" Belt O.C.	521398M91	②7585
Belt - Fan & Alt.; W/O A.C.; W/57 1/4" Belt O.C.		▲9570HD
Belt - Fan & Alt.; W/O A.C.; W/58 1/8" Belt O.C.	517951M91	②7575
Belt - Fan & Alt.; W/O A.C.; W/58 1/4" Belt O.C.	513133M1	▲9580HD
Belt - A.C.	521110M1	▲9420HD
Hose - Upper		③<20611
		or ●26510
Hose - Lower; Ser. No. 9B17222 & Before		●26509
Hose - Lower; Ser. No. 9B17223 & After		●26508
Hose - By Pass		③<20685
Waukesha 6-Cyl. 320		
1972-1964		
Belt - Fan & Alt.	513116M1	▲9550HD
1105		
Perkins 6-Cyl. 354 Diesel		
1979-1972		
Belt - Fan & Alt.	517951M91	②7575
Belt - A.C.	529964M1	▲9430HD
Hose - Upper		③<21379
		or ●26510
Hose - Lower		●26509
Hose - By Pass; Molded Hose		③<20685
Hose - By Pass; Strt. Hose(2" I.D.)		24432
1130		
Perkins 6-Cyl. 354 Diesel		
1972-1964		
Belt - Fan & Alt.; Ser. No. 9B13589 & Before; W/Single Belt	503727M1	▲9570HD
Belt - Fan & Alt.; Ser. No. 9B13590 & After; W/Single Belt	513133M1	▲9580HD
Belt - Fan & Alt.; W/Dual Belts	517951M91	②7575
Belt - A.C.	521110M1	▲9420HD
Hose - Upper		③<20611
		or ●26510
Hose - Lower; Ser. No. 9B16950 & Before		●26509
Hose - Lower; Ser. No. 9B16951 & After		●26508
Hose - By Pass; Molded Hose		③<20685
Hose - By Pass; Strt. Hose(2" I.D.)		24432
1135		
Perkins 6-Cyl. 354 Diesel		
1978-1972		
Belt - Fan & Alt.	517951M91	②7575
Hose - Upper		③<21379
		or ●26510
Hose - Lower		●26509
Hose - By Pass; Molded Hose		③<20685
Hose - By Pass; Strt. Hose(2" I.D.)		24432
1140; 1145		
Iseki 3-Cyl. 91 Diesel		
1992-1991		
Belt - Fan & Alt.	62136710070	▲9390HD
1150		
Perkins V-8 511 Diesel		
1972-1967		
Belt - Fan & Alt.; W/A.C.	518505M1	▲9330HD
Belt - Fan & Alt.; W/O A.C.	518506M92	②7525
Belt - A.C.	521370M1	▲9470HD
Belt - Idler	521411M2	②7530
Hose - Upper; (2" I.D.)		②24432
Hose - Lower		●26508

② Two Required.
③< Cut to Fit.

▲ Standard Belt May Also Be Available.
● Vulco-Flex® Coolant Hose.

Belts and Coolant Hose for Tractors Alphabetical

Application	Mfr. No.	Part No.
MASSEY FERGUSON - Continued		
1150 - Continued		
Perkins V-8 511 Diesel - Continued		
1972-1967 - Continued		
Hose - By Pass		✂20046
1155		
Perkins V-8 540 Diesel		
1978-1972		
Belt - Alt.; W/O A.C.	518505M1	▲9330HD
Belt - Alt. & A.C.	521370M1	▲9465HD
Belt - Fan	518506M92	Ⓣ7525
Hose - Upper; (2" I.D.)		Ⓣ24432
Hose - Lower; W/14" Hose		●26521
Hose - Lower; W/17" Hose		✂20401
	or	●26522
Hose - By Pass; Molded Hose		✂20685
Hose - By Pass; Strt. Hose(1 3/4" I.D.)		24228
1500		
Caterpillar V-8 573 Diesel		
1974-1971		
Belt - Fan	525833M1	▲9485HD
Belt - W.P.	530328M1	▲9400HD
Belt - Alt.		Ⓣ▲9650HD
Belt - A.C.; W/35 1/4" Belt O.C.	530329M1	▲9350HD
Belt - A.C.; W/38 1/4" Belt O.C.	533902M1	▲9380HD
Hose - Upper		●26512
Hose - Lower		✂20206
	or	●26515
1505		
Caterpillar V-8 636 Diesel		
1977-1974		
Belt - Fan	525833M1	▲9485HD
Belt - W.P.	530328M1	▲9400HD
Belt - Alt.		Ⓣ▲9650HD
Belt - A.C.; W/35 1/4" Belt O.C.	530329M1	▲9350HD
Belt - A.C.; W/38 1/4" Belt O.C.	533902M1	▲9380HD
Hose - Upper		●26512
Hose - Lower		✂20431
1528		
Iseki 3-Cyl. 89 Diesel		
2006-2005		
Belt - Alt.		▲9400HD
1540		
Iseki 3-Cyl. 91 Diesel		
2006-2005		
Belt - Alt.		▲9405HD
1560		
Iseki 4-Cyl. 180 Diesel		
2008-2006		
Belt - Fan		▲9447HD
1800		
Caterpillar V-8 636 Diesel		
1974-1971		
Belt - Fan	525833M1	▲9485HD
Belt - W.P.	530328M1	▲9400HD
Belt - Alt.		Ⓣ▲9650HD
Belt - A.C.; W/35 1/4" Belt O.C.	530329M1	▲9350HD
Belt - A.C.; W/38 1/4" Belt O.C.	533902M1	▲9380HD
Hose - Upper		●26512
Hose - Lower		✂20206
	or	●26515

Application	Mfr. No.	Part No.
MASSEY FERGUSON - Continued		
1805		
Caterpillar V-8 636 Diesel		
1978-1974		
Belt - Fan	525833M1	▲9485HD
Belt - W.P.	530328M1	▲9400HD
Belt - Alt.		Ⓣ▲9650HD
Belt - A.C.; W/35 1/4" Belt O.C.	530329M1	▲9350HD
Belt - A.C.; W/38 1/4" Belt O.C.	533902M1	▲9380HD
Hose - Upper		●26512
Hose - Lower		✂20431
2135 Turf; 2135 Utility		
Perkins 3-Cyl. 153 Diesel		
1968-1964		
Belt - Fan & Gen.	186976M1	▲9490HD
Hose - Upper; (1 1/2" I.D.)		24224
Hose - Lower		●25477
Hose - By Pass; (1 1/2" I.D.)		24224
Perkins 4-Cyl. 134		
1968-1964		
Belt - Fan & Alt.	509572M1	▲9425HD
Belt - Fan & Gen.	181523M1	▲9430HD
Hose - Upper		●25472
Hose - Lower		✂20416
	or	●25473
Hose - By Pass; (1 1/2" I.D.)		24224
2200 Industrial		
Perkins 3-Cyl. 152 Diesel		
1970-1965		
Belt - Fan & Gen.	186976M1	▲9490HD
Hose - Upper		●25476
Hose - By Pass; (1 1/4" I.D.)		24220
Perkins 4-Cyl. 134		
1970-1965		
Belt - Fan & Alt.	509572M1	▲9425HD
Belt - Fan & Gen.	181523M1	▲9430HD
Hose - Upper		●25476
2640		
Perkins 6-Cyl. 354 Diesel		
1983-1982		
Belt - Fan & Alt.		Ⓣ▲9600HD
Belt - Fan	3045111M91	Ⓣ▲9585HD
Belt - Alt.		▲9395HD
Belt - A.C.		▲9465HD
Hose - Upper		●26501
2675		
Perkins 6-Cyl. 354 Diesel		
1983-1978		
Belt - Fan	3045111M1	Ⓣ▲9585HD
Belt - W.P. & Alt.; Ser. No. 9R8413 & Before .	3320327M1	▲9400HD
Belt - W.P. & Alt.; Ser. No. 9R8414 & After ...	3040366M1	▲9395HD
Belt - A.C.; W/44 7/8" Belt O.C.		▲9447HD
Belt - A.C.; W/45 7/8" Belt O.C.	1614371M1	▲9455HD
Hose - Upper; (2" I.D.)		Ⓣ24232
Hose - Lower		●26522
2705		
Perkins 6-Cyl. 354 Diesel		
1983-1978		
Belt - Fan & Alt.	3040950M91	A56
Belt - A.C.; Ser. No. 9R5659 & Before		▲9447HD
Belt - A.C.; Ser. No. 9R5660 & After	3324169M1	▲9480HD
Hose - Upper; (2" I.D.)		Ⓣ24232
Hose - Lower		●26522

✂ Cut to Fit.
Ⓣ Two Required.

▲ Standard Belt May Also Be Available.
● Vulco-Flex® Coolant Hose.

Belts and Coolant Hose for Tractors Alphabetical

Application	Mfr. No.	Part No.
MASSEY FERGUSON - Continued		
2745		
Perkins V-8 539 Diesel		
1983-1978		
Belt - Fan & Alt.	1613293M1	②7560
Belt - Fan	1613267M1	②▲9620HD
Belt - A.C.	3038999M1	▲9540HD
2770		
Perkins V-8 640 Diesel		
1983-1977		
Belt - Fan & Alt.	1613293M1	②7560
Belt - Fan	1613267M1	②▲9620HD
Belt - A.C.	3038999M1	▲9540HD
2775		
Perkins V-8 640 Diesel		
1983-1978		
Belt - Fan & Alt.	1613293M1	②7560
Belt - Fan	1613267M1	②▲9620HD
Belt - A.C.	3038999M1	▲9540HD
Hose - Upper		②●26520
2800		
Perkins V-8 640 Diesel		
1977-1976		
Belt - Fan & Alt.	1613293M1	②7560
Belt - Fan	1613267M1	②▲9620HD
Belt - A.C.	3038999M1	▲9540HD
2805		
Perkins V-8 640 Diesel		
1983-1978		
Belt - Fan & Alt.	1613293M1	②7560
Belt - Fan	1613267M1	②▲9620HD
Belt - A.C.	3038999M1	▲9540HD
Hose - Upper - Eng. To Pipe		②●20748
Hose - Upper - Pipe To Rad.		②●21194
		or ②●26519
3060		
Perkins 4-Cyl. 248 Diesel		
1993-1987		
Hose - Upper		●21379
Hose - Lower		●26509
Hose - By Pass; (2" I.D.)		24232
3090		
Perkins 6-Cyl. 354 Diesel		
1991-1987		
Belt - Fan & Alt.; W/59 1/4" Belt O.C.		②▲9590HD
Belt - Fan & Alt.; W/60 1/4" Belt O.C.		②▲9600HD
Belt - Fan & A.C.		▲9440HD
Hose - Upper		●21379
Hose - Lower		●26509
Hose - By Pass; (2" I.D.)		24232
3120		
Perkins 6-Cyl. 365 Diesel		
1993-1990		
Belt - Fan To A.C.		▲9485HD
Hose - Upper		●21379
Hose - By Pass; (1 1/2" I.D.)		24224
3165 Industrial		
Continental 4-Cyl. 176		
1967-1964		
Belt - Fan & Gen.	189789M1	▲9485HD
Hose - Upper		●20065
Hose - Lower		●25474
Hose - By Pass; Molded Hose		●20267

② Two Required.
● Vulco-Flex® Coolant Hose.

Application	Mfr. No.	Part No.
MASSEY FERGUSON - Continued		
3165 Industrial - Continued		
Continental 4-Cyl. 176 - Continued		
1967-1964 - Continued		
Hose - By Pass; Strt. Hose(1" I.D.)		24216
Perkins 4-Cyl. 203 Diesel		
1967-1964		
Belt - Fan & Gen.	189789M1	▲9485HD
Hose - Upper		●20065
Hose - Lower		●25474
Hose - By Pass; Molded Hose		●20267
Hose - By Pass; Strt. Hose(1" I.D.)		24216
3505		
Perkins 6-Cyl. 354 Diesel		
1987-1984		
Belt - Fan & Alt.; W/39 7/8" Belt O.C.	3040966M1	▲9395HD
Belt - Fan & Alt.; W/55 3/4" Belt O.C.		②▲9555HD
Belt - Fan & Alt.; W/58 3/4" Belt O.C.	3045111M91	②▲9585HD
Belt - A.C.; W/42 3/4" Belt O.C.		▲9425HD
Belt - A.C.; W/45 3/4" Belt O.C.		▲9455HD
Belt - A.C.; W/47 1/4" Belt O.C.		▲9470HD
Hose - Upper; W/1 3/4" I.D. Rad. Spout		●26502
Hose - Upper; W/2" I.D. Rad. Spout		●26509
Hose - By Pass; (2" I.D.)		24232
3525; 3545		
Perkins 6-Cyl. 354 Diesel		
1987-1984		
Belt - Fan & Alt.; W/55 3/4" Belt O.C.		②▲9555HD
Belt - Fan & Alt.; W/58 3/4" Belt O.C.	3045111M91	②▲9585HD
Belt - A.C.; W/42 3/4" Belt O.C.		▲9425HD
Belt - A.C.; W/45 3/4" Belt O.C.		▲9455HD
Belt - A.C.; W/47 1/4" Belt O.C.		▲9470HD
Hose - Upper; W/1 3/4" I.D. Rad. Spout		●26502
Hose - Upper; W/2" I.D. Rad. Spout		●26509
Hose - By Pass; (2" I.D.)		24232
3625; 3635; 3645		
Sisu 3-Cyl. 201 Diesel		
2007		
Belt - Fan & Alt.; Ser. No. S13002 & Before ..	VA205892	▲9510HD
3660		
Perkins 6-Cyl. 365 Diesel		
1995-1990		
Belt - Fan & Alt.		▲9640HD
Belt - Fan To A.C.		②▲9455HD
Hose - Upper		●21379
Hose - By Pass; (1 1/2" I.D.)		24224
4243		
Perkins 4-Cyl. 244 Diesel		
2001-1997		
Belt - Alt.		②▲9520HD
Belt - A.C.	1686883M1	▲9435HD
4800		
Cummins V-8 903 Diesel		
1986-1980		
Belt - Fan & Alt.; Ser. No. 9D003701 & Before 517456M1		▲9500HD
Belt - Fan & Alt.; Ser. No. 9D3702 Thru		
9D004280	513833M1	▲9520HD
Belt - Fan & Alt.; Ser. No. 9D004281 & After .	517344M1	▲9540HD
Belt - A.C.; Ser. No. 9D004000 & Before	595851M1	▲9560HD
Belt - A.C.; Ser. No. 9D004001 & After	512431M1	▲9580HD
Hose - Upper		●26527
Hose - Lower		●26536

▲ Standard Belt May Also Be Available.
● Cut to Fit.

Belts and Coolant Hose for Tractors Alphabetical

Application	Mfr. No.	Part No.
MASSEY FERGUSON - Continued		
4840; 4880		
Cummins V-8 903 Diesel		
1986-1978		
Belt - Fan & Alt.; Ser. No. 9D003701 & Before 517456M1		▲9500HD
Belt - Fan & Alt.; Ser. No. 9D3702 Thru 9D004280	513833M1	▲9520HD
Belt - Fan & Alt.; Ser. No. 9D004281 & After 517344M1		▲9540HD
Belt - A.C.; Ser. No. 9D004000 & Before 595851M1		▲9560HD
Belt - A.C.; Ser. No. 9D004001 & After 512431M1		▲9580HD
Hose - Upper		② ▲20731 or ② ●26524
4900		
Cummins V-8 903 Diesel		
1986-1980		
Belt - Fan & Alt.; Ser. No. 9D003701 & Before 517456M1		▲9500HD
Belt - Fan & Alt.; Ser. No. 9D3702 Thru 9D004280	513833M1	▲9520HD
Belt - Fan & Alt.; Ser. No. 9D004281 & After 517344M1		▲9540HD
Belt - A.C.; Ser. No. 9D004000 & Before 595851M1		▲9560HD
Belt - A.C.; Ser. No. 9D004001 & After 512431M1		▲9580HD
Hose - Upper		② ▲21378
5200		
Cummins 6-Cyl. 855 Diesel		
1993-1989		
Belt - Fan		③ ▲9510HD
Belt - Alt.		② ▲9565HD
Belt - Fan To A.C.		▲9670HD
Hose - Lower		●26531
Detroit Diesel 6-Cyl. 774 Diesel		
1993-1989		
Belt - Fan		③ ▲9510HD
Belt - Alt.		② ▲9565HD
Belt - Fan To A.C.		▲9670HD
Hose - Lower		●26531
5435		
Perkins 4-Cyl. 268 Diesel		
2007		
Belt - Fan & Alt.	3780604M91	② ▲9510HD
2006		
Belt - Fan & Alt.; Ser. No. R012051 & Before 3777681M91		② ▲9520HD
Belt - Fan & Alt.; Exc. High Visibility Tractor; Ser. No. R033030 & Before 4274693M91		② ▲9570HD
Belt - Fan & Alt.; Ser. No. R012052 & After 3780604M91		② ▲9510HD
2005-2004		
Belt - Fan & Alt.; Exc. High Visibility Tractor 4274693M91		② ▲9570HD
Belt - Fan & Alt.	3777681M91	② ▲9520HD
Perkins 4-Cyl. 269 Diesel		
2009-2008		
Belt - Fan & Alt.	3780604M91	② ▲9510HD
5465		
Perkins 6-Cyl. 365 Diesel		
2007		
Serpentine Belt - A.C.; W/Air Brake Compr. 4281725M1		K060642
Belt - A.C.; W/V-Belt Drive 4272496M1		▲9500HD
Belt - Fan; W/V-Belt Drive 3780606M91		② ▲9560HD
2006		
Belt - A.C. 4272496M1		▲9500HD
Belt - Fan 3780606M91		② ▲9560HD
Perkins 6-Cyl. 402 Diesel		
2009-2008		
Serpentine Belt - A.C.; W/Air Brake Compr. 4281725M1		K060642

Application	Mfr. No.	Part No.
MASSEY FERGUSON - Continued		
6485		
Sisu 6-Cyl. 402 Diesel		
2006-2004		
Serpentine Belt - Accessory Drive; W/120A. Alt.	4273187M1	▲K080680HD
Serpentine Belt - Accessory Drive; W/150A. Alt.	4273188M1	▲K080685HD
6490		
Sisu 6-Cyl. 402 Diesel		
2006-2004		
Serpentine Belt - Accessory Drive; W/120A. Alt.	4273187M1	▲K080680HD
6499		
Sisu 6-Cyl. 451 Diesel		
2009-2008		
Serpentine Belt - Fan & Alt.	4284981M1	K080718HD
7495		
Sisu 6-Cyl. 402 Diesel		
2007-2004		
Serpentine Belt - Fan & Alt.; W/120A. Alt.	4273187M1	▲K080680HD
Serpentine Belt - Fan & Alt.; W/150A. Alt.	4273188M1	▲K080685HD
8270		
Valmet 6-Cyl. 513 Diesel		
2004-1999		
Serpentine Belt - Accessory Drive	V836859142	K120774HD
8450 Tractor		
Sisu 6-Cyl. 451 Diesel		
2009-2007		
Serpentine Belt - A.C.	4281345M1	K080433HD
Serpentine Belt - Fan & Alt.	4284981M1	K080718HD
2006-2005		
Serpentine Belt - A.C.	4281345M1	K080433HD
Serpentine Belt - Fan & Alt.	4275919M1	▲K080765HD
8460 Tractor		
Sisu 6-Cyl. 451 Diesel		
2007		
Serpentine Belt - A.C.	4281345M1	K080433HD
Serpentine Belt - Fan & Alt.	4284981M1	K080718HD
2006-2005		
Serpentine Belt - A.C.	4281345M1	K080433HD
Serpentine Belt - Fan & Alt.	4275919M1	▲K080765HD
8680		
Cummins 6-Cyl. 8.3 L Diesel		
2005-1999		
Belt - A.C.	71148120	▲9510HD
Belt - Clean Grain Elevator	71368809	C180
Belt - Tailings Drive	71367460	C100
1998-1997		
Belt - A.C.	71369747	▲9480HD
Belt - Clean Grain Elevator	71368809	C180
Belt - Tailings Drive	71367460	C100
MF200		
Perkins 3-Cyl. 153 Diesel		
1976-1966		
Belt - Fan	508560M1	▲9370HD
Belt - Fan To Alt.	508588M2	▲9319HD
MF200B		
Perkins 3-Cyl. 153 Diesel		
1977-1976		
Belt - Fan	2740015M1	9295

▲ Standard Belt May Also Be Available.

⊗ Cut to Fit.

③ Three Required.

② Two Required.

● Vulco-Flex® Coolant Hose.

Belts and Coolant Hose for Tractors Alphabetical

Application	Mfr. No.	Part No.
MASSEY FERGUSON - Continued		
MF300		
Perkins 4-Cyl. 248 Diesel		
1977-1969		
Belt - Fan & Alt.; Ser. No. 248UA14402L & Before		▲9470HD
Belt - Fan & Alt.; Ser. No. 248UA17092 Thru 248UA88561	1446046M1	◎7470
Belt - Fan & Alt.; Ser. No. 248UA88561 & After		◎7475
Hose - Upper		●26504
Hose - Lower		⊂20957
	or	●26603
MF2244		
Perkins 3-Cyl. 153 Diesel		
1971-1967		
Belt - Fan	508560M1	▲9370HD
Belt - Fan To Alt.	508588M2	▲9319HD
MASSEY HARRIS		
20		
Continental 4-Cyl. 124		
1948-1946		
Belt - Fan & Gen.	33365A	TR28423
22		
Continental 4-Cyl. 140		
1955-1948		
Belt - Fan & Gen.	33365A	TR28423
33		
Massey Harris 4-Cyl. 201		
1955-1952		
Belt - Fan & Gen.	764926M1	▲9435HD
33D		
Massey Harris 4-Cyl. 201 Diesel		
1955-1952		
Belt - Fan & Gen.	764926M1	▲9435HD
44		
Massey Harris 4-Cyl. 259		
1955-1946		
Belt - Fan & Gen.; W/49 1/4" Belt O.C.	767356M1	▲9490HD
Belt - Fan & Gen.; W/50 1/8" Belt O.C.	35645A	TR34495
44-6		
Continental 6-Cyl. 226		
1951-1946		
Belt - Fan & Gen.	34488A	TR34467
44D		
Massey Harris 4-Cyl. 259 Diesel		
1955-1946		
Belt - Fan & Gen.; W/49 1/4" Belt O.C.	767356M1	▲9490HD
Belt - Fan & Gen.; W/50 1/8" Belt O.C.	35645A	TR34495
333		
Massey Harris 4-Cyl. 208		
1958-1956		
Belt - Fan & Gen.	764926M1	▲9435HD
Hose - Upper		⊂20957
	or	●26603
Hose - Lower		⊂20357
	or	●26601
Massey Harris 4-Cyl. 208 Diesel		
1958-1956		
Belt - Fan & Gen.	764926M1	▲9435HD
Hose - Upper		⊂20957
	or	●26603

▲ Standard Belt May Also Be Available.
● Vulco-Flex® Coolant Hose.

Application	Mfr. No.	Part No.
MASSEY HARRIS - Continued		
333 - Continued		
Massey Harris 4-Cyl. 208 Diesel - Continued		
1958-1956 - Continued		
Hose - Lower		⊂20357
	or	●26601
444		
Massey Harris 4-Cyl. 277		
1958-1956		
Belt - Fan & Gen.	767356M1	▲9490HD
Hose - Upper		⊂20957
Hose - Lower; (1 1/2" I.D.)		24224
Massey Harris 4-Cyl. 277 Diesel		
1958-1956		
Belt - Fan & Gen.	767356M1	▲9490HD
Hose - Upper		⊂20957
Hose - Lower; (1 1/2" I.D.)		24224
Massey Harris 4-Cyl. 277 LPG		
1958-1956		
Belt - Fan & Gen.	767356M1	▲9490HD
Hose - Upper		⊂20957
Hose - Lower; (1 1/2" I.D.)		24224
Colt 21		
Continental 4-Cyl. 124		
1954-1952		
Belt - Fan & Gen.	33365A	TR28423
Mustang 23		
Continental 4-Cyl. 140		
1956-1952		
Belt - Fan & Gen.	33365A	TR28423
Pacer 16		
Continental 4-Cyl. 91		
1957-1954		
Belt - Fan & Gen.	852175M1	TR22386
Pony 11		
Continental 4-Cyl. 62		
1957-1947		
Belt - Fan & Gen.	850320M1	TR22373
MINNEAPOLIS-MOLINE		
4-Star		
Minneapolis-Moline 4-Cyl. 206		
1962-1959		
Belt - Fan & Gen.	10A7486	7508
5-Star		
Minneapolis-Moline 4-Cyl. 283		
1961-1957		
Belt - Fan	10A9870	TR24476
Belt - Gen.	10A9733	7330
Hose - Upper; (1 5/8" I.D.)		24226
Minneapolis-Moline 4-Cyl. 336 Diesel		
1961-1957		
Belt - Fan	10A9870	TR24476
Belt - Gen.	10A9733	7330
Hose - Upper; (1 5/8" I.D.)		24226
335 Industrial		
Minneapolis-Moline 4-Cyl. 165		
1960-1957		
Belt - Fan & Gen.	10A7486	7508

◎ Two Required.
⊂ Cut to Fit.

Belts and Coolant Hose for Tractors Alphabetical

Application	Mfr. No.	Part No.
MINNEAPOLIS-MOLINE - Continued		
335 Universal		
Minneapolis-Moline 4-Cyl. 165		
1959-1957		
Belt - Fan & Gen.	10A7486	7508
335 Utility		
Minneapolis-Moline 4-Cyl. 165		
1961-1956		
Belt - Fan & Gen.	10A7486	7508
445 Industrial; 445 Universal		
Minneapolis-Moline 4-Cyl. 206		
1959-1956		
Belt - Fan & Gen.	10A7486	7508
Hose - Upper		✕20791
Minneapolis-Moline 4-Cyl. 206 Diesel		
1959-1956		
Belt - Fan & Gen.	10A7486	7508
Hose - Upper		✕20791
445U Utility		
Minneapolis-Moline 4-Cyl. 206		
1959-1956		
Belt - Fan & Gen.	10A7486	7508
Hose - Upper		✕20791
Minneapolis-Moline 4-Cyl. 206 Diesel		
1960-1959		
Belt - Fan & Gen.	10A7486	7508
Hose - Upper		✕20791
1957-1956		
Belt - Fan & Gen.	10A7486	7508
Hose - Upper		✕20791
A4T1400		
Minneapolis-Moline 6-Cyl. 504		
1970-1969		
Belt - Fan & Alt.	10A30623	②▲9580HD
Belt - P.S.	10A31206	②7450
Hose - Upper; W/1 3/4" I.D. Hose		●26505
Hose - Upper - Intake Manifold To W.P.; (2" I.D.)		24232
Hose - Lower; (2 3/8" I.D.)		24238
Minneapolis-Moline 6-Cyl. 504 Diesel		
1970-1969		
Belt - Fan & Alt.	10A29801	▲9570HD
Belt - P.S.	10A30895	③7430
Hose - Upper		●26505
Hose - Upper - Intake Manifold To W.P.; (2" I.D.)		24232
Hose - Lower; (2 3/8" I.D.)		24238
A4T1600		
Minneapolis-Moline 6-Cyl. 585 Diesel		
1972-1970		
Belt - Fan & Alt.	10A30623	②▲9580HD
Belt - P.S.	10A31206	②7450
Belt - A.C.		▲9510HD
Belt - Hyd. Pump		③7480
Hose - Upper - Intake Manifold To W.P.; (2" I.D.)		24232
Hose - Lower; (2 3/8" I.D.)		24238
BF		
Hercules 4-Cyl. 133		
1957-1950		
Belt - Fan & Gen.	135087	TR24414
BFH		
Hercules 4-Cyl. 133		
1953		
Belt - Fan & Gen.	135087	TR24414

Application	Mfr. No.	Part No.
MINNEAPOLIS-MOLINE - Continued		
BG		
Hercules 4-Cyl. 133		
1957-1950		
Belt - Fan & Gen.	135087	TR24414
Big Mo 400		
Minneapolis-Moline 4-Cyl. 206		
1964-1961		
Belt - Fan & Gen.	10A7486	7508
Hose - Upper		✕20791
Hose - Lower		●25478
Minneapolis-Moline 4-Cyl. 206 Diesel		
1963-1959		
Belt - Fan & Gen.	10A7486	7508
Hose - Upper		✕20791
Hose - Lower		●25478
Big Mo 500		
Minneapolis-Moline 4-Cyl. 206		
1966-1960		
Belt - Fan & Gen.	10A7486	7508
Hose - Upper		✕20791
Hose - Lower		●25478
Minneapolis-Moline 4-Cyl. 206 Diesel		
1965-1960		
Belt - Fan & Gen.	10A7486	7508
Hose - Upper		✕20791
Hose - Lower		●25478
Big Mo 600		
Minneapolis-Moline 4-Cyl. 206		
1961-1960		
Belt - Fan & Gen.	10A7486	7508
Hose - Upper		✕20791
Hose - Lower		●25478
G		
Minneapolis-Moline 4-Cyl. 403		
1955-1950		
Belt - Fan		TR30467
Belt - Gen.; W/3/8" Belt T.W.; W/36 1/8" Belt O.C.	10A3995	7360
Belt - Gen.; W/1/2" Belt T.W.; W/36 1/4" Belt O.C.	10A1934	▲9360HD
Hose - Upper; (1 5/8" I.D.)		24226
Hose - Lower; (1 5/8" I.D.)		24226
G705; G706		
Minneapolis-Moline 6-Cyl. 504		
1965-1962		
Hose - Upper; (1 5/8" I.D.)		24226
Hose - Lower		✕21256
Hose - By Pass; (3/4" I.D.)		28442
Minneapolis-Moline 6-Cyl. 504 Diesel		
1965-1962		
Belt - Gen.	10A19321	7340
Hose - Upper; (1 5/8" I.D.)		24226
Hose - Lower		✕21256
Hose - By Pass; (3/4" I.D.)		28442
G707		
Minneapolis-Moline 6-Cyl. 504 Diesel		
1965		
Belt - Gen.	10A19321	7340
G708		
Minneapolis-Moline 6-Cyl. 504		
1965		
Belt - Gen.	10A19321	7340

✕ Cut to Fit.
 ▲ Standard Belt May Also Be Available.
 ③ Three Required.

② Two Required.
 ● Vulco-Flex® Coolant Hose.

Belts and Coolant Hose for Tractors Alphabetical

Application	Mfr. No.	Part No.
MINNEAPOLIS-MOLINE - Continued		
G708 - Continued		
Minneapolis-Moline 6-Cyl. 504 Diesel		
1965 Belt - Gen.	10A19321	7340
G709		
Minneapolis-Moline 6-Cyl. 504		
1965 Belt - Gen.	10A19321	7340
Hose - Upper; (1 5/8" I.D.)		24226
Hose - Lower		21256
Hose - By Pass; (3/4" I.D.)		28442
Minneapolis-Moline 6-Cyl. 504 Diesel		
1965 Belt - Gen.	10A19321	7340
Hose - Upper; (1 5/8" I.D.)		24226
Hose - Lower		21256
Hose - By Pass; (3/4" I.D.)		28442
G900		
Minneapolis-Moline 6-Cyl. 425		
1969-1967		
Belt - Fan & Alt.; Ser. No. 33000550 & Before 10A29137		TR28483
Belt - Fan & Alt.; Ser. No. 33000551 & After 10A30140		9510HD
Belt - Alt. & P.S.; Ser. No. 33000550 & Before 10A22226		9463HD
Belt - Fan & P.S.; Ser. No. 33000552 & After 10A29338		9600HD
Hose - Upper		25480
Minneapolis-Moline 6-Cyl. 451 Diesel		
1969-1967		
Belt - Fan & Alt.; Ser. No. 33101375 & Before 10A29137		TR28483
Belt - Fan & Alt.; Ser. No. 33101376 & After 10A30140		9510HD
Belt - Fan & P.S.; Ser. No. 33101376 & After		9600HD
Belt - Alt. & P.S.; Ser. No. 33101375 & Before 10A22226		9463HD
Hose - Upper		25480
G950		
Minneapolis-Moline 6-Cyl. 425		
1971-1969		
Belt - Fan & Alt.	10A29801	9570HD
Belt - P.S.	10A30590	9505HD
Belt - Hyd. Pump		7508
Hose - Upper		26505
Hose - By Pass; W/2" I.D. Hose(2" I.D.)		24232
Hose - By Pass; W/2 3/8" I.D. Hose(2 3/8" I.D.)		24238
Minneapolis-Moline 6-Cyl. 451 Diesel		
1971-1969		
Belt - Fan & Alt.	10A29801	9570HD
Belt - P.S.	10A30590	9505HD
Belt - Hyd. Pump		7508
Hose - Upper		26505
Hose - By Pass; W/2" I.D. Hose(2" I.D.)		24232
Hose - By Pass; W/2 3/8" I.D. Hose(2 3/8" I.D.)		24238
G955		
Minneapolis-Moline 6-Cyl. 425		
1974-1973		
Belt - Fan & Alt.	10A29801	9570HD
Belt - Hyd. Pump		7508
Minneapolis-Moline 6-Cyl. 451 Diesel		
1974-1973		
Belt - Fan & Alt.	10A29801	9570HD
Belt - Hyd. Pump		7508
G1000		
Minneapolis-Moline 6-Cyl. 504		
1969-1965		
Hose - Upper		25480

Application	Mfr. No.	Part No.
MINNEAPOLIS-MOLINE - Continued		
G1000 - Continued		
Minneapolis-Moline 6-Cyl. 504 Diesel		
1969-1965		
Belt - Fan & P.S.; Ser. No. 34601186 & After 10A29388		9600HD
Belt - Alt. & P.S.; Ser. No. 34601185 & Before 10A22226		9463HD
Hose - Upper		25480
Hose - Lower		26510
G1050		
Minneapolis-Moline 6-Cyl. 504		
1972-1969		
Belt - Fan & Alt.	10A29801	9570HD
Belt - P.S.	10A30590	9505HD
Hose - Upper		26505
Hose - By Pass; W/2" I.D. Hose(2" I.D.)		24232
Hose - By Pass; W/2 3/8" I.D. Hose(2 3/8" I.D.)		24238
Minneapolis-Moline 6-Cyl. 504 Diesel		
1972-1969		
Belt - Fan & Alt.	10A29801	9570HD
Belt - P.S.	10A30590	9505HD
Hose - Upper		26505
Hose - By Pass; W/2" I.D. Hose(2" I.D.)		24232
Hose - By Pass; W/2 3/8" I.D. Hose(2 3/8" I.D.)		24238
G1350		
Minneapolis-Moline 6-Cyl. 504		
1972-1969		
Hose - Upper; Early		26513
Hose - Upper; Late		26505
Hose - Upper - Intake Manifold To W.P.; (2" I.D.)		24232
Hose - Lower; Early(2 5/8" I.D.)		24242
Hose - Lower; Late(2 3/8" I.D.)		24238
Minneapolis-Moline 6-Cyl. 585 Diesel		
1972-1969		
Belt - Fan & Alt.	10A30623	9580HD
Belt - P.S.	10A30590	9505HD
Hose - Upper; Early		26513
Hose - Upper; Late		26505
Hose - Upper - Intake Manifold To W.P.; (2" I.D.)		24232
Hose - Lower; Early(2 5/8" I.D.)		24242
Hose - Lower; Late(2 3/8" I.D.)		24238
G1355		
Minneapolis-Moline 6-Cyl. 585 Diesel		
1975-1972		
Belt - Fan & Alt.	10A30623	9580HD
Belt - P.S.	10A30590	9505HD
Hose - Upper		26506
Hose - Lower; (2 3/4" I.D.)		24244
G VI		
Minneapolis-Moline 6-Cyl. 426		
1962-1959		
Belt - Fan		TR30467
Belt - Gen.; W/3/8" Belt T.W.; W/36 1/8" Belt O.C.	10A3995	7360
Belt - Gen.; W/1/2" Belt T.W.; W/36 1/4" Belt O.C.	10A1934	9360HD
Hose - Upper; (1 3/4" I.D.)		24928
Hose - Lower		21256
Hose - By Pass; (3/4" I.D.)		28442
Minneapolis-Moline 6-Cyl. 426 Diesel		
1962-1959		
Belt - Fan		TR30467
Belt - Gen.; W/3/8" Belt T.W.; W/36 1/8" Belt O.C.	10A3995	7360
Belt - Gen.; W/1/2" Belt T.W.; W/36 1/4" Belt O.C.	10A1934	9360HD
Hose - Upper; (1 3/4" I.D.)		24928
Hose - Lower		21256

Agricultural Equipment

✂ Cut to Fit.
 ② Two Required.
 ⊗ Use Wire Inserted Green Stripe® Coolant Hose.

♣ Standard Belt May Also Be Available.
 ● Vulco-Flex® Coolant Hose.

Belts and Coolant Hose for Tractors Alphabetical

Application	Mfr. No.	Part No.
MINNEAPOLIS-MOLINE - Continued		
G VI - Continued		
Minneapolis-Moline 6-Cyl. 426 Diesel - Continued		
1962-1959 - Continued		
Hose - By Pass; (3/4" I.D.)		28442
GB		
Minneapolis-Moline 4-Cyl. 403		
1959-1955		
Belt - Fan		TR30467
Belt - Gen.; W/3/8" Belt T.W.; W/36 1/8" Belt O.C.	10A3995	7360
Belt - Gen.; W/1/2" Belt T.W.; W/36 1/4" Belt O.C.	10A1934	▲9360HD
Hose - Upper; (1 5/8" I.D.)		24226
Hose - Lower; (1 5/8" I.D.)		24226
Minneapolis-Moline 6-Cyl. 425 Diesel		
1959-1955		
Belt - Fan		TR30467
Belt - Gen.; W/3/8" Belt T.W.; W/36 1/8" Belt O.C.	10A3995	7360
Belt - Gen.; W/1/2" Belt T.W.; W/36 1/4" Belt O.C.	10A1934	▲9360HD
Hose - Upper; (1 5/8" I.D.)		24226
Hose - Lower; (1 5/8" I.D.)		24226
GTB		
Minneapolis-Moline 4-Cyl. 403		
1954-1947		
Belt - Fan		TR30467
Hose - Upper; (1 5/8" I.D.)		24226
Hose - Lower; (1 5/8" I.D.)		24226
Minneapolis-Moline 6-Cyl. 426 Diesel		
1954-1947		
Hose - Upper; (1 5/8" I.D.)		24226
GTC		
Minneapolis-Moline 4-Cyl. 403		
1953-1951		
Belt - Fan		TR30467
Hose - Upper; (1 5/8" I.D.)		24226
Hose - Lower; (1 5/8" I.D.)		24226
Jet Star 3		
Minneapolis-Moline 4-Cyl. 206		
1970-1964		
Belt - Fan & Gen.	10A7486	7508
Hose - Upper; (1 3/8" I.D.)		24222
Hose - Lower		●25480
Minneapolis-Moline 4-Cyl. 206 Diesel		
1970-1964		
Belt - Fan & Gen.	10A7486	7508
Hose - Upper; (1 3/8" I.D.)		24222
Hose - Lower		●25480
M5		
Minneapolis-Moline 4-Cyl. 336		
1963-1960		
Belt - Fan; W/47" Belt O.C.	10A9870	TR24465
Belt - Gen.	10A9733	7330
Hose - Upper; (1 5/8" I.D.)		24226
Hose - By Pass; (3/4" I.D.)		28442
Minneapolis-Moline 4-Cyl. 336 Diesel		
1963-1960		
Belt - Fan; W/47" Belt O.C.	10A9870	TR24465
Belt - Gen.	10A9733	7330
Hose - Upper; (1 5/8" I.D.)		24226
Hose - By Pass; (3/4" I.D.)		28442

Application	Mfr. No.	Part No.
MINNEAPOLIS-MOLINE - Continued		
M504		
Minneapolis-Moline 4-Cyl. 336		
1963-1962		
Belt - Fan; W/47" Belt O.C.	10A9870	TR24465
Belt - Gen.	10A9733	7330
Hose - Upper; (1 5/8" I.D.)		24226
Hose - By Pass; (3/4" I.D.)		28442
Minneapolis-Moline 4-Cyl. 336 Diesel		
1963-1962		
Belt - Fan; W/47" Belt O.C.	10A9870	TR24465
Belt - Gen.	10A9733	7330
Hose - Upper; (1 5/8" I.D.)		24226
Hose - By Pass; (3/4" I.D.)		28442
M602; M604		
Minneapolis-Moline 4-Cyl. 336		
1964-1963		
Belt - Fan; W/47" Belt O.C.	10A9870	TR24465
Belt - Gen.	10A9733	7330
Hose - Upper; (1 5/8" I.D.)		24226
Minneapolis-Moline 4-Cyl. 336 Diesel		
1964-1963		
Belt - Fan; W/47" Belt O.C.	10A9870	TR24465
Belt - Gen.	10A9733	7330
Hose - Upper; (1 5/8" I.D.)		24226
M670		
Minneapolis-Moline 4-Cyl. 336		
1965-1964		
Belt - Fan	10A9870	TR24465
Belt - Alt.	10A22226	▲9463HD
Belt - Alt. & P.S.	10A29339	7455
Belt - Gen.	10A9733	7330
Hose - Upper; Late		●26509
Hose - Lower; Late		●26612
Minneapolis-Moline 4-Cyl. 336 Diesel		
1965-1964		
Belt - Fan	10A9870	TR24465
Belt - Alt.	10A22226	▲9463HD
Belt - Alt. & P.S.	10A29339	7455
Belt - Gen.	10A9733	7330
Hose - Upper; Late		●26509
Hose - Lower; Late		●26612
M670 Super		
Minneapolis-Moline 4-Cyl. 336		
1970-1966		
Belt - Fan	10A9870	TR24465
Belt - Alt.	10A22226	▲9463HD
Belt - Alt. & P.S.	10A29339	7455
Belt - Gen.	10A9733	7330
Minneapolis-Moline 4-Cyl. 336 Diesel		
1970-1966		
Belt - Fan	10A9870	TR24465
Belt - Alt.	10A22226	▲9463HD
Belt - Alt. & P.S.	10A29339	7455
Belt - Gen.	10A9733	7330
Motrac Crawler		
Minneapolis-Moline 4-Cyl. 206		
1962-1960		
Belt - Fan & Gen.		②7470
Minneapolis-Moline 4-Cyl. 206 Diesel		
1961-1960		
Belt - Fan & Gen.		②7470

▲ Standard Belt May Also Be Available.
 ② Two Required.

● Vulco-Flex® Coolant Hose.

Belts and Coolant Hose for Tractors Alphabetical

Application	Mfr. No.	Part No.	Application	Mfr. No.	Part No.
MINNEAPOLIS-MOLINE - Continued			MINNEAPOLIS-MOLINE - Continued		
NTX			U302		
Minneapolis-Moline 4-Cyl. 165			Minneapolis-Moline 4-Cyl. 221		
1944-1943			1965-1964		
Belt - Fan & W.P.	RE684	TR24476	Belt - Fan & Alt.; W/50 5/8" Belt O.C.; Ser. No.		
Belt - Gen.	KE1112	♣9335HD	27601301 & After	10A22613	7508
R			1965-1964		
Hercules 4-Cyl. 165			Belt - Fan & Alt.; W/51 5/8" Belt O.C.; Ser. No.		
1951			27601301 & After	10A26150	7516
Belt - Fan & W.P.	RE684	TR24476	Belt - Fan & Gen.; Ser. No. 27600300 &		
Belt - Gen.	KE1112	♣9335HD	Before	10A7486	7508
Hose - Upper; (1 1/2" I.D.)		24224	Belt - Fan & Gen.; Ser. No. 27600301 Thru		
Hose - Lower; (1 1/2" I.D.)		24224	27601300	10A16422	7490
RH; RT			Belt - P.S.; W/47 1/4" Belt O.C.		
Minneapolis-Moline 4-Cyl. 165			Hose - Lower		
1949-1939			Minneapolis-Moline 4-Cyl. 236 Diesel		
Belt - Fan & W.P.	RE684	TR24476	1965-1964		
Belt - Gen.	KE1112	♣9335HD	Belt - Fan & Alt.		
Hose - Upper; (1 1/2" I.D.)		24224	10A26150		
Hose - Lower; (1 1/2" I.D.)		24224	7516		
RTE			UB Special		
Minneapolis-Moline 4-Cyl. 165			Minneapolis-Moline 4-Cyl. 283		
1953-1948			1955		
Belt - Fan & W.P.	RE684	TR24476	Belt - Fan	10A6832	TR32491
Belt - Gen.	KE1112	♣9335HD	Belt - Gen.	10A1934	♣9360HD
Hose - Upper; (1 1/2" I.D.)		24224	Hose - Upper; (1 5/8" I.D.)		
Hose - Lower; (1 1/2" I.D.)		24224	Hose - Lower; (1 5/8" I.D.)		
RTI; RTI-M			UBD Special		
Minneapolis-Moline 4-Cyl. 165			Minneapolis-Moline 4-Cyl. 283 Diesel		
1955-1948			1957-1955		
Belt - Fan & W.P.	RE684	TR24476	Belt - Fan	10A6832	TR32491
Belt - Gen.	KE1112	♣9335HD	Belt - Gen.	10A1934	♣9360HD
Hose - Upper; (1 1/2" I.D.)		24224	Hose - Lower; (2" I.D.)		
Hose - Lower; (1 1/2" I.D.)		24224	24232		
RTN			UBE		
Minneapolis-Moline 4-Cyl. 165			Minneapolis-Moline 4-Cyl. 283		
1951-1948			1955-1953		
Belt - Fan & W.P.	RE684	TR24476	Hose - Upper; (1 5/8" I.D.)		
Belt - Gen.	KE1112	♣9335HD	Hose - Lower; (1 5/8" I.D.)		
Hose - Upper; (1 1/2" I.D.)		24224	24226		
Hose - Lower; (1 1/2" I.D.)		24224	24226		
RTS			Minneapolis-Moline 4-Cyl. 283 Diesel		
Minneapolis-Moline 4-Cyl. 165			1955-1954		
1951-1948			Hose - Lower; (2" I.D.)		
Belt - Fan & W.P.	RE684	TR24476	24232		
Belt - Gen.	KE1112	♣9335HD	UBG		
Hose - Upper; (1 1/2" I.D.)		24224	Minneapolis-Moline 4-Cyl. 283		
Hose - Lower; (1 1/2" I.D.)		24224	1961-1953		
RTU			Hose - Upper; (1 5/8" I.D.)		
Minneapolis-Moline 4-Cyl. 165			Hose - Lower; (1 5/8" I.D.)		
1954-1948			24226		
Belt - Fan & W.P.	RE684	TR24476	UBN		
Belt - Gen.	KE1112	♣9335HD	Minneapolis-Moline 4-Cyl. 283		
Hose - Upper; (1 1/2" I.D.)		24224	1955-1953		
Hose - Lower; (1 1/2" I.D.)		24224	Hose - Upper; (1 5/8" I.D.)		
U			Hose - Lower; (1 5/8" I.D.)		
Minneapolis-Moline 4-Cyl. 283			24226		
1949-1938			Minneapolis-Moline 4-Cyl. 283 Diesel		
Belt - Gen.; Eng. No. 01905452 & Before	KE1112	♣9335HD	1955-1954		
Belt - Gen.; Eng. No. 01905453 & After	10A1934	♣9360HD	Hose - Lower; (2" I.D.)		
			24232		
			UBU		
			Minneapolis-Moline 4-Cyl. 283		
			1955-1953		
			Hose - Upper; (1 5/8" I.D.)		
			Hose - Lower; (1 5/8" I.D.)		
			24226		
			24226		
			Minneapolis-Moline 4-Cyl. 283 Diesel		
			1955-1954		
			Hose - Lower; (2" I.D.)		
			24232		
			UDS		
			Minneapolis-Moline 4-Cyl. 283 Diesel		
			1961-1952		
			Belt - Fan		
			KE964E		
			TR30467		

♣ Standard Belt May Also Be Available.

● Vulco-Flex® Coolant Hose.

Belts and Coolant Hose for Tractors Alphabetical

Application	Mfr. No.	Part No.	Application	Mfr. No.	Part No.
MINNEAPOLIS-MOLINE - Continued			MITSUBISHI-SATOH - Continued		
UDS - Continued			Buck		
Minneapolis-Moline 4-Cyl. 283 Diesel - Continued			Mitsubishi 3-Cyl. 52 Diesel		
1961-1952 - Continued			1989-1978		
Belt - Gen.	10A3995	7360	Belt - Fan & Alt.		7320
Hose - Lower; (2" I.D.)		24232			
UDU			Bull		
Minneapolis-Moline 4-Cyl. 283 Diesel			Mitsubishi 2-Cyl. 76 Diesel		
1953-1952			1989-1978		
Belt - Fan	KE964E	TR30467	Belt - Fan & Alt.		7390
Belt - Gen.	10A3995	7360			
Hose - Lower; (2" I.D.)		24232			
Unitractor			MT180		
Minneapolis-Moline 4-Cyl. 283			Mitsubishi 3-Cyl. 55 Diesel		
1963-1951			1991-1984		
Belt - Fan		7320	Belt - Fan & Alt.	MD007528	7370
Belt - W.P. & Gen.	10A7486	7508			
Hose - Upper; (1 1/2" I.D.)		24224			
Hose - Lower		●25472			
UT			MT210		
Minneapolis-Moline 4-Cyl. 283			Mitsubishi 3-Cyl. 60 Diesel		
1959-1938			1991-1984		
Belt - Gen.; Eng. No. 01905452 & Before	KE1112	▲9335HD	Belt - Fan & Alt.	MD007528	7370
Belt - Gen.; Eng. No. 01905453 & After	10A1934	▲9360HD	Hose - Upper		●25250
			Hose - Lower		●25252
UTS			MT300		
Minneapolis-Moline 4-Cyl. 283			Mitsubishi 3-Cyl. 91 Diesel		
1957-1948			1991-1984		
Belt - Fan	KE964E	TR30467	Hose - Upper		●25250
Belt - Gen.	10A1934	▲9360HD	Hose - Lower		●25252
Hose - Upper; (1 5/8" I.D.)		24226			
Hose - Lower; (1 5/8" I.D.)		24226			
UTSD			MT372		
Minneapolis-Moline 4-Cyl. 283 Diesel			Mitsubishi 2-Cyl. 41 Diesel		
1961-1952			1989-1981		
Belt - Fan	KE964E	TR30467	Belt - Fan & Alt.	MD030768	7345
Belt - Gen.	10A3995	7360	Hose - Lower		●25251
Hose - Lower; (2" I.D.)		24232			
V			MT4501		
Hercules 4-Cyl. 65			Mitsubishi 4-Cyl. 127 Diesel		
1953-1947			1991-1985		
Belt - Fan & Gen.	VT407	TR26353	Belt - Fan & Alt.		▲9415HD
			Hose - Upper		●25477
Z			R1500		
Minneapolis-Moline 4-Cyl. 206			Mitsubishi SDT75 Diesel		
1956-1946			1972		
Belt - Fan & W.P.	RE684	TR24476	Belt - Fan & Gen.	K7974241	▲9420HD
Belt - Gen.	KE1112	▲9335HD			
MITSUBISHI-SATOH			R2500		
Beaver 3			Mitsubishi 2-Cyl. 73 Diesel		
Mitsubishi 3-Cyl. 47 Diesel			1972		
1984-1980			1972		
Belt - Fan & Alt.		7375	Belt - Fan & Gen.	K7974241	▲9420HD
			Hose - Upper		●26603
Bison			S550G		
Mazda 4-Cyl. 60			Mazda 4-Cyl. 60		
1983-1977			1974-1970		
Belt - Fan & Alt.		7390	Belt - Fan & Alt.		7420
Hose - Upper		●25251	Belt - W.P. & Gov.		7410
			Hose - Upper		●25252
			Hose - Lower		≧20476
				or	●25252
			S650G		
			Mazda 4-Cyl. 60		
			1977-1972		
			Belt - Fan & Alt.; W/41 1/8" Belt O.C.	0180190	7410
			Belt - Fan & Alt.; W/41 5/8" Belt O.C.		7417
			Belt - Fan & Alt.; W/43 1/8" Belt O.C.	0180200	7430
			Belt - Gov.; W/41 1/8" Belt O.C.	0180190	7410
			Belt - Gov.; W/43 5/8" Belt O.C.	0180200	7430

● Vulco-Flex® Coolant Hose.
 ≧ Cut to Fit.

▲ Standard Belt May Also Be Available.

Belts and Coolant Hose for Tractors Alphabetical

Application	Mfr. No.	Part No.
MITSUBISHI-SATOH - Continued		
Stallion		
Isuzu 3-Cyl. 108 Diesel		
1984-1977		
Belt - Fan & Alt.	4136713030	▲9412HD
Hose - Upper		●25252
MONTANA TRACTORS		
3040		
Mitsubishi 4-Cyl. 92 Diesel		
2008-2005		
Belt - Fan		7380
R2844		
Mitsubishi 4-Cyl. 92 Diesel		
2008-2006		
Belt - Fan		7380
T2334		
Mitsubishi 3-Cyl. 69 Diesel		
2008-2006		
Belt - Fan		7380
MUIR-HILL		
110		
Perkins 6-Cyl. 354 Diesel		
1973-1971		
Belt - Fan & Alt.		▲9520HD
Hose - Upper		●26511
MULLER		
TM310		
Cummins 6-Cyl. 855 Diesel		
1993-1990		
Belt - Fan		②TR28454
Belt - W.P.		②7430
Belt - Alt.		②▲9510HD
Belt - A.C.		▲9415HD
NEW HOLLAND		
9030		
Ford 4-Cyl. 268 Diesel		
1996-1991		
Belt - Fan & Alt.	9700204	▲9570HD
Belt - A.C.		▲9425HD
9184		
Cummins 6-Cyl. 505 Diesel		
2001-2000		
Belt - A.C.	86013676	▲9476HD
9280		
Cummins 6-Cyl. 611 Diesel		
1996		
Belt - A.C.	9706589	▲9530HD
Belt - Alt.	103579	▲K050340HD
Belt - Fan	86001157	▲K080485HD
1995		
Belt - A.C.; Jan. 31, 1995 & Older	9706589	▲9530HD
Belt - A.C.; Feb. 1, 1995 & Newer	86514599	▲9390HD
Belt - Alt.	103579	▲K050340HD
Belt - Fan	86001157	▲K080485HD
1994		
Belt - A.C.	9706589	▲9530HD
Belt - Alt.	103579	▲K050340HD
Belt - Fan	86001157	▲K080485HD

Application	Mfr. No.	Part No.
NEW HOLLAND - Continued		
9282		
Cummins 6-Cyl. 505 Diesel		
1999-1996		
Belt - A.C.	86013676	▲9476HD
9384		
Cummins M11 Diesel		
2001-2000		
Belt - A.C.	86514599	▲9390HD
Belt - Alt.	103579	▲K050340HD
9480		
Cummins 6-Cyl. 855 Diesel		
1996-1994		
Belt - Fan	86514991	②TR28437
Belt - Alt.	9707244	②▲9451HD
Belt - A.C.	86514599	▲9390HD
Belt - W.P.	86514607	▲K060435HD
9482		
Cummins M11 Diesel		
1999-1996		
Belt - Alt.	103579	▲K050340HD
Belt - A.C.	86514599	▲9390HD
9484		
Cummins M11 Diesel		
2001-2000		
Belt - Alt.		▲K050345HD
Belt - A.C.		▲9390HD
9680		
Cummins 6-Cyl. 855 Diesel		
1996-1994		
Belt - Fan	86514991	②TR28437
Belt - Alt.	9707244	②▲9451HD
Belt - A.C.	86514599	▲9390HD
Belt - W.P.	86514607	▲K060435HD
9682		
Cummins N14 Diesel		
1999		
Belt - A.C.	86514599	▲9390HD
Belt - W.P.	86514607	▲K060435HD
1998		
Belt - A.C.	86514599	▲9390HD
Belt - Alt.; Sept. 7, 1998 & Older	9707244	②▲9451HD
Belt - Fan; Sept. 7, 1998 & Older	86514991	②TR28437
Belt - W.P.	86514607	▲K060435HD
1997-1996		
Belt - A.C.	86514599	▲9390HD
Belt - Alt.	9707244	②▲9451HD
Belt - Fan	86514991	②TR28437
Belt - W.P.	86514607	▲K060435HD
9684		
Cummins N14 Diesel		
2001-2000		
Belt - W.P.	86514607	▲K060435HD
9880		
Cummins 6-Cyl. 855 Diesel		
1996-1994		
Belt - Fan	86514991	②TR28437
Belt - Alt.	9707244	②▲9451HD
Belt - A.C.	86514599	▲9390HD
Belt - W.P.	86514607	▲K060435HD

▲ Standard Belt May Also Be Available.
② Two Required.

● Vulco-Flex® Coolant Hose.

Belts and Coolant Hose for Tractors Alphabetical

Application	Mfr. No.	Part No.	Application	Mfr. No.	Part No.
NEW HOLLAND - Continued			NEW HOLLAND - Continued		
9882			TC23		
Cummins N14 Diesel			New Holland 3-Cyl. 61 Diesel		
1999			2007-2005		
Belt - A.C.	86514599	♣9390HD	Belt - Fan & Alt.	SBA080109049	7300
Belt - W.P.	86514607	♣K060435HD	TC24		
1998			New Holland 3-Cyl. 69 Diesel		
Belt - Fan; Sept. 7, 1998 & Older	86514991	②TR28437	2005-2004		
Belt - A.C.	86514599	♣9390HD	Belt - Fan & Alt.	SBA080109049	7300
Belt - W.P.	86514607	♣K060435HD	Shibaura 3-Cyl. 69 Diesel		
Belt - Alt.; Sept. 7, 1998 & Older	9707244	②♣9451HD	2003-2002		
1997-1996			2003-2002		
Belt - Fan	86514991	②TR28437	Belt - Fan & Alt.		7350
Belt - Alt.	9707244	②♣9451HD	TC25		
Belt - A.C.	86514599	♣9390HD	Shibaura 3-Cyl. 81 Diesel		
Belt - W.P.	86514607	♣K060435HD	2002-1999		
T1510			2002-1999		
New Holland 3-Cyl. 91 Diesel			2002-1999		
2010			2002-1999		
Belt - Fan	301525A1	♣9370HD	Belt - Fan & Alt.		AX35
T1520			TC26		
New Holland 3-Cyl. 101 Diesel			New Holland 3-Cyl. 69 Diesel		
2010			2007-2005		
Belt - Fan	301525A1	♣9370HD	Belt - Fan & Alt.	SBA080109049	7300
T1530			TC29		
New Holland 4-Cyl. 135 Diesel			New Holland 3-Cyl. 81 Diesel		
2010			2006-2004		
Belt - Fan	301525A1	♣9370HD	Belt - Fan & Alt.	86517954	AX36
T4020; T4030			Shibaura 3-Cyl. 81 Diesel		
New Holland 4-Cyl. 195 Diesel			2003-1998		
2010			2003-1998		
Serpentine Belt	87705737	♣K080550HD	Belt - Fan & Alt.		AX35
T6020			TC30		
New Holland 4-Cyl. 274 Diesel			Shibaura 3-Cyl. 91 Diesel		
2009-2007			2007-2001		
Belt - Fan & Alt.	4899178	♣K080610HD	Belt - Fan & Alt.		7350
Belt - A.C.	87802911	K040390	TC31		
TB100			New Holland 3-Cyl. 91 Diesel		
Genesis 4-Cyl. 304 Diesel			2007-2006		
2008-2003			2007-2006		
Belt - Alt.		A30	Belt - Fan & Alt.	86517954	AX36
Belt - P.S.		A44	TC33		
TB120			New Holland 3-Cyl. 91 Diesel		
Genesis 6-Cyl. 456 Diesel			2007-2004		
2006-2004			2007-2004		
Belt - Alt.		A30	Belt - Fan & Alt.	86517954	AX36
Belt - P.S.		A44	Shibaura 3-Cyl. 91 Diesel		
TC18			2003-1998		
Shibaura 3-Cyl. 58 Diesel			2003-1998		
2003-1998			2003-1998		
Belt - Fan & Alt.	SBA080109049	7300	Belt - Fan & Alt.		7350
TC21			TC34		
New Holland 3-Cyl. 61 Diesel			New Holland 3-Cyl. 101 Diesel		
2005-2004			2006		
Belt - Fan & Alt.	SBA080109049	7300	Belt - Fan & Alt.	86517954	AX36
Shibaura 3-Cyl. 61 Diesel			TC35		
2003-1999			New Holland 3-Cyl. 101 Diesel		
Belt - Fan & Alt.		7300	2007-2004		
2003-1999			2007-2004		
Belt - Fan & Alt.		7300	Belt - Fan & Alt.	301525A1	♣9370HD
2003-1999			Shibaura 3-Cyl. 101 Diesel		
Belt - Fan & Alt.		7300	2003-2002		
2003-1999			2003-2002		
Belt - Fan & Alt.		7300	Belt - Fan & Alt.		7350
2003-1999			2001-2000		
Belt - Fan & Alt.		7300	Belt - Fan & Alt.		7530

♣ Standard Belt May Also Be Available.

② Two Required.

Belts and Coolant Hose for Tractors Alphabetical

Application	Mfr. No.	Part No.	Application	Mfr. No.	Part No.
NEW HOLLAND - Continued			NEW HOLLAND - Continued		
TC40			TG305		
New Holland 4-Cyl. 122 Diesel			New Holland 6-Cyl. 8.3 L Diesel		
2007-2004			2008-2006		
Belt - A.C.	86401123	AX45	Belt - Fan & W.P.; W/8-Blade Fan	87441270	♣K080876HD
Belt - Fan & Alt.	301525A1	♣9370HD	Belt - Fan & W.P.; W/11-Blade Fan	87441272	♣K080865HD
Shibaura 4-Cyl. 122 Diesel			TJ275		
2003-2002			New Holland 6-Cyl. 8.3 L Diesel		
Belt - Fan To Alt.		7350	2006-2002		
2001-2000			Belt - Fan & Alt.	87443440	♣K080670HD
Belt - Fan & Alt.		7350	Tensioner Assy. - Fan & Alt.	87326910	38504
TC45			TJ280		
New Holland 4-Cyl. 135 Diesel			New Holland 6-Cyl. 8.3 L Diesel		
2007-2004			2008-2006		
Belt - Fan & Alt.		♣9370HD	Belt - Fan & W.P.	87363088	♣K080675HD
Shibaura 4-Cyl. 135 Diesel			Belt - A.C.	A189040	♣9463HD
2003-2000			Tensioner Assy.	87436755	38516
Belt - Fan & Alt.		7350	TJ325		
TC48; TC55			New Holland 6-Cyl. 543 Diesel		
New Holland 4-Cyl. 135 Diesel			2005-2002		
2007-2004			Belt - Fan & Alt.	87443440	♣K080670HD
Belt - Fan & Alt.	86517954	AX36	Tensioner Assy. - Fan & Alt.	87326910	38504
TD95D			TJ330		
New Holland 4-Cyl. 238 Diesel			New Holland 6-Cyl. 543 Diesel		
2008-2007			2008-2006		
Belt - Fan	98473706	7453	Belt - W.P.	87363088	♣K080675HD
Belt - A.C.	5094418	7410	Tensioner Assy. - W.P.	87436755	38516
TG210			TJ380		
New Holland 6-Cyl. 8.3 L Diesel			New Holland 6-Cyl. 787 Diesel		
2006-2002			2008-2006		
Belt - Fan & W.P.	87403144	♣K080859HD	Belt - Fan & Alt.	504078066	♣K080991HD
TG215			TJ430		
New Holland 6-Cyl. 8.3 L Diesel			New Holland 6-Cyl. 787 Diesel		
2008-2006			2008-2006		
Belt - Fan & W.P.; W/8-Blade Fan	87441270	♣K080876HD	Belt - W.P., Alt. & A.C.	87282333	♣K080991HD
Belt - Fan & W.P.; W/11-Blade Fan	87441272	♣K080865HD	TJ480; TJ530		
TG230			Cummins 6-Cyl. 915 Diesel		
New Holland 6-Cyl. 8.3 L Diesel			2008-2006		
2006-2002			Belt - Alt. & A.C.	87366407	♣K060635HD
Belt - Fan & W.P.	87403144	♣K080859HD	TK76		
TG245			New Holland 4-Cyl. 220 Diesel		
New Holland 6-Cyl. 8.3 L Diesel			2003-2001		
2008-2006			Belt - Fan & Alt.	98473705	7465
Belt - Fan & W.P.; W/8-Blade Fan	87441270	♣K080876HD	TK80		
Belt - Fan & W.P.; W/11-Blade Fan	87441272	♣K080865HD	New Holland 4-Cyl. 220 Diesel		
TG255			2006-2004		
New Holland 6-Cyl. 8.3 L Diesel			Belt - Fan & Alt.	98473705	7465
2006-2002			TK85		
Belt - Fan & W.P.	87403145	K080850HD	New Holland 4-Cyl. 238 Diesel		
TG275			2003-2001		
New Holland 6-Cyl. 8.3 L Diesel			Belt - Fan & Alt.	98473705	7465
2008-2006			TK90A		
Belt - Fan & W.P.; W/8-Blade Fan	87441270	♣K080876HD	New Holland 4-Cyl. 238 Diesel		
Belt - Fan & W.P.; W/11-Blade Fan	87441272	♣K080865HD	2008-2006		
TG285			Belt - Fan & Alt.	98473705	7465
New Holland 6-Cyl. 8.3 L Diesel			Belt - A.C.	5154152	♣9345HD
2006-2002					
Belt - Fan & W.P.	87403145	K080850HD			

♣ Standard Belt May Also Be Available.

Belts and Coolant Hose for Tractors Alphabetical

Application	Mfr. No.	Part No.	Application	Mfr. No.	Part No.
NEW HOLLAND - Continued			NEW HOLLAND - Continued		
TK100A			TM175		
New Holland 4-Cyl. 238 Diesel			New Holland 6-Cyl. 456 Diesel		
2008-2004			2008-2002		
Belt - Fan & Alt.	98473705	7465	Serpentine Belt	87802822	♣K080806HD
TL100			TM190		
Iveco 4-Cyl. 238 Diesel			New Holland 6-Cyl. 456 Diesel		
2003-1999			2008-2005		
Belt - Fan & Alt.; W/O 85A. Alt.	98473705	7465	Serpentine Belt	87802822	♣K080806HD
Belt - Fan & Alt.; W/85A. Alt.	500369112	7460	2004-2002		
TL100A			Belt - W.P., Alt. & A.C.	87802822	♣K080806HD
New Holland 4-Cyl. 273 Diesel			TN55		
2008-2004			Iveco 3-Cyl. 179 Diesel		
Belt - Fan & Alt.; W/O Fan Clutch	47131754	♣K080545HD	2003-1999		
Belt - Fan & Alt.; W/Viscous Fan Clutch	47135840	♣K080537HD	Belt - Fan & Alt.	98473705	7465
Belt - A.C.	47129821	♣9412HD	TN60A; TN60DA		
TM115			New Holland 3-Cyl. 179 Diesel		
New Holland 6-Cyl. 456 Diesel			2008-2004		
2002-2000			Belt - Fan & Alt.	98473705	7465
Belt - Fan & Alt.; W/A.C.	87800858	♣K080774HD	TN65		
Belt - Fan & Alt.; W/O A.C.	87840341	♣K080580HD	Iveco 3-Cyl. 179 Diesel		
TM120			2003-1999		
New Holland 6-Cyl. 456 Diesel			Belt - Fan & Alt.	98473705	7465
2008-2002			TN65F		
Belt - Fan, Alt. & A.C.	87802822	♣K080806HD	Iveco 4-Cyl. 238 Diesel		
TM125			2003-1998		
New Holland 6-Cyl. 456 Diesel			Belt - Fan & Alt.	98473705	7465
2002-2000			Belt - A.C.	5154152	♣9345HD
Belt - Fan & Alt.; W/A.C.	87800858	♣K080774HD	TN70		
Belt - Fan & Alt.; W/O A.C.	87840341	♣K080580HD	Iveco 3-Cyl. 179 Diesel		
TM130			2004-2000		
New Holland 6-Cyl. 456 Diesel			Belt - Fan & Alt.	98473705	7465
2008-2002			TN70A		
Belt - Fan, Alt. & A.C.	87802822	♣K080806HD	New Holland 3-Cyl. 179 Diesel		
TM135			2005-2004		
New Holland 6-Cyl. 456 Diesel			Belt - Fan & Alt.	98473705	7465
2002-2000			TN70DA		
Belt - Fan & Alt.; W/A.C.	87800858	♣K080774HD	New Holland 3-Cyl. 179 Diesel		
Belt - Fan & Alt.; W/O A.C.	87840341	♣K080580HD	2008-2004		
TM140			Belt - Fan & Alt.	98473705	7465
New Holland 6-Cyl. 456 Diesel			TN70F		
2008-2002			New Holland 4-Cyl. 238 Diesel		
Belt - Fan, Alt. & A.C.	87802822	♣K080806HD	2005-2003		
TM150			Belt - A.C.	5154152	♣9345HD
New Holland 6-Cyl. 456 Diesel			Belt - Fan & Alt.	98473705	7465
2002-2000			TN75		
Belt - Fan & Alt.; W/A.C.	87800858	♣K080774HD	Iveco 3-Cyl. 179 Diesel		
Belt - Fan & Alt.; W/O A.C.	87840341	♣K080580HD	2003-1999		
TM155			Belt - Fan & Alt.	98473705	7465
New Holland 6-Cyl. 456 Diesel			TN75A; TN75DA		
2008-2002			New Holland 3-Cyl. 179 Diesel		
Serpentine Belt	87802822	♣K080806HD	2008-2004		
TM165			Belt - Fan & Alt.	98473705	7465
New Holland 6-Cyl. 456 Diesel			TN75F		
2002-2000			Iveco 4-Cyl. 238 Diesel		
Belt - Fan & Alt.; W/A.C.	87800858	♣K080774HD	2003-1998		
Belt - Fan & Alt.; W/O A.C.	87840341	♣K080580HD	Belt - Fan & Alt.	98473705	7465

♣ Standard Belt May Also Be Available.

Belts and Coolant Hose for Tractors Alphabetical

Application	Mfr. No.	Part No.	Application	Mfr. No.	Part No.
NEW HOLLAND - Continued			NEW HOLLAND - Continued		
TN75F - Continued			TS100A - Continued		
Iveco 4-Cyl. 238 Diesel - Continued			New Holland 4-Cyl. 273 Diesel - Continued		
2003-1998 - Continued			2008-2004 - Continued		
Belt - A.C.	5154152	♣9345HD	Belt - A.C.	87802911	K040390
TN75FA			TS110		
New Holland 4-Cyl. 238 Diesel			Genesis 4-Cyl. 304 Diesel		
2008-2004			2003-1998		
Belt - A.C.	5154152	♣9345HD	Belt - Fan & Alt.	82850752	♣K061005HD
Belt - Fan & Alt.	98473705	7465	Tensioner Assy.	87801689	38672
TN75SA; TN75VA			TS110A		
New Holland 3-Cyl. 179 Diesel			New Holland 4-Cyl. 274 Diesel		
2008-2004			2008-2007		
Belt - Fan & Alt.	98473705	7465	Belt - Fan	4899178	♣K080610HD
TN80F			2003-2002		
New Holland 4-Cyl. 238 Diesel			Genesis 4-Cyl. 304 Diesel		
Belt - Fan & Alt.	98473705	7465	2002-2001		
Belt - A.C.	5154152	♣9345HD	Tensioner Assy.	87801689	38672
TN85DA			TS115A		
New Holland 4-Cyl. 274 Diesel			New Holland 6-Cyl. 410 Diesel		
2008-2006			2008-2004		
Belt - Fan; W/O H.D. Cool.; W/O P.T.O.	47131754	♣K080545HD	Belt - Fan & Alt.	4899178	♣K080610HD
Belt - Fan; W/H.D. Cool.; W/P.T.O.	47135840	♣K080537HD	Belt - A.C.	87802911	K040390
Belt - A.C.	47129821	♣9412HD	TS125A		
TN85FA			TS125A		
New Holland 4-Cyl. 238 Diesel			New Holland 6-Cyl. 410 Diesel		
2008-2004			2008-2007		
Belt - Fan & Alt.	98473705	7465	Belt - Fan & Alt.	4899178	♣K080610HD
Belt - A.C.	5154152	♣9345HD	Belt - Fan & A.C.	87802911	K040390
TN90F			2006-2004		
Iveco 4-Cyl. 238 Diesel			Belt - Fan & A.C.		
2001-1998			87802911		
Belt - Fan & Alt.	98473705	7465	Belt - Fan & Alt.	4899178	♣K080610HD
Belt - A.C.	5154152	♣9345HD	TS135A		
TN95F			TS135A		
New Holland 4-Cyl. 238 Diesel			New Holland 6-Cyl. 410 Diesel		
2005-2002			2008-2004		
Belt - Fan & Alt.	98473705	7465	Belt - Fan & Alt.	4899178	♣K080610HD
Belt - A.C.	5154152	♣9345HD	Belt - A.C.	87802911	K040390
TN95FA			TT50A		
New Holland 4-Cyl. 238 Diesel			New Holland 4-Cyl. 135 Diesel		
2008-2004			2009-2007		
Belt - Fan	98473705	Ⓣ7465	Belt - Fan	301525A1	♣9370HD
Belt - A.C.	5154152	♣9345HD	TT75		
TN95VA			TT75		
New Holland 4-Cyl. 238 Diesel			New Holland 4-Cyl. 238 Diesel		
2008-2005			2006-2004		
Belt - Fan	98473705	Ⓣ7465	Belt - Alt.		7445
Belt - A.C.	5154152	♣9345HD	TZ18DA; TZ22DA		
TS90; TS100			TZ18DA; TZ22DA		
Genesis 4-Cyl. 304 Diesel			New Holland 3-Cyl. 58 Diesel		
2003-1998			2008-2004		
Belt - Fan & Alt.	82850752	♣K061005HD	Belt - Fan	SBA080109049	7300
Tensioner Assy.	87801689	38672	TZ24DA		
TS100A			TZ24DA		
New Holland 4-Cyl. 273 Diesel			New Holland 3-Cyl. 61 Diesel		
2008-2004			2006-2004		
Belt - Fan & Alt.	4899178	♣K080610HD	Belt - Fan	SBA080109049	7300
♣ Standard Belt May Also Be Available.			TZ25DA		
			TZ25DA		
			New Holland 3-Cyl. 61 Diesel		
			2008-2004		
			2008-2004		
			Belt - Fan & Alt.		
			224354		
			7300		

Agricultural Equipment

Ⓣ Two Required.

Belts and Coolant Hose for Tractors Alphabetical

Application	Mfr. No.	Part No.	Application	Mfr. No.	Part No.
OLIVER - Continued			OLIVER - Continued		
770 - Continued			1365		
Oliver 6-Cyl. 216 Diesel - Continued			Fiat 4-Cyl. 211 Diesel		
1967-1958 - Continued			1975-1971		
Hose - Upper		●25473	Belt - Fan & Alt.	676865A	7450
Oliver 6-Cyl. 216 LPG			Hose - Upper		●26603
1967-1958			Hose - Lower - Eng. To Pipe; (1 1/2" I.D.)		24224
Hose - Upper		⊖20065	Hose - Lower - Pipe To Rad.		20351
		or ●25472	1450		
880			Fiat 4-Cyl. 268 Diesel		
Oliver 6-Cyl. 265			1969-1967		
1963-1958			Belt - Fan & Alt./Gen.		
Belt - Fan & Gen.; W/P.S.; Ser. No. 60501					TR22508
Thru 117124	1K372B	7455	1550		
Belt - Fan & Gen.; W/P.S.; Ser. No. 117125 & After		7440	Oliver 6-Cyl. 232		
Belt - Fan & Gen.; W/O P.S.		7430	1969-1965		
Belt - P.S.	106821A	7525	Belt - Fan & Gen.; Ser. No. 160000 Thru		
Hose - Upper		⊖20065	169844	160610A	▲9447HD
		or ●25473	Belt - Fan & Gen.; Ser. No. 169845 & After ...	162123A	7445
Hose - Lower; (1 1/2" I.D.)		24224	Belt - P.S.	157176AA	7290
Oliver 6-Cyl. 265 Diesel			Belt - A.C.		7480
1963-1958			Hose - Lower - Eng. To Pipe; Ser. No. 160000 Thru 201509(1		
Belt - Fan & Gen.; W/P.S.; Ser. No. 60501			3/4" I.D.)		24228
Thru 117124	1K372B	7455	Hose - Lower - Eng. To Pipe; Ser. No. 201501 & After		⊖20520
Belt - Fan & Gen.; W/P.S.; Ser. No. 117125 & After		7440	Hose - Lower - Pipe To Rad.; Ser. No. 160000 Thru 201509(1		
Belt - Fan & Gen.; W/O P.S.		7430	3/4" I.D.)		24228
Belt - P.S.	106821A	7525	Hose - Lower - Pipe To Rad.; Ser. No. 201501 & After(2 1/8"		
Hose - Upper		⊖20065	I.D.)		24234
		or ●25473	Oliver 6-Cyl. 232 Diesel		
Hose - Lower; (1 1/2" I.D.)		24224	1969-1965		
950			Belt - Fan & Gen.; Ser. No. 160000 Thru		
Oliver 6-Cyl. 302			168920	160610A	▲9447HD
1961-1958			Belt - Fan & Gen.; Ser. No. 168921 & After ...	158679A	7450
Hose - Upper		⊖20206	Belt - P.S.	157177AA	7375
Hose - Lower; (2 1/4" I.D.)		24236	Belt - A.C.	167897A	7480
Oliver 6-Cyl. 302 Diesel			Hose - Lower; (1 3/4" I.D.)		24228
1961-1958			Oliver 6-Cyl. 232 LPG		
Hose - Upper		⊖20206	1969-1965		
Hose - Lower; (2 1/4" I.D.)		24236	Belt - Fan & Gen.; Ser. No. 160000 Thru		
990			169386	160610A	▲9447HD
GM 3-Cyl. 213 Diesel			Belt - Fan & Gen.; Ser. No. 169387 & After ...	162123A	7445
1961-1958			Belt - P.S.	157176AA	7290
Belt - Fan & Alt.	106355A	TR34467	Belt - A.C.	167897A	7480
Hose - Upper		⊖20206	1555		
Hose - Lower; (2 1/4" I.D.)		24236	Oliver 6-Cyl. 232		
995			1975-1969		
GM 3-Cyl. 213 Diesel			Belt - Fan & Alt.		
1961-1958			162123A		
Belt - Fan & Alt.	106355A	TR34467	Belt - P.S.	157176AA	7290
Hose - Upper		⊖20206	Belt - A.C.	167897A	7480
Hose - Lower; (2 1/4" I.D.)		24236	Hose - Lower - Eng. To Pipe		⊖20520
1265			Hose - Lower - Pipe To Rad.; (2 1/8" I.D.)		24234
Fiat 3-Cyl. 158 Diesel			Oliver 6-Cyl. 232 Diesel		
1975-1971			1975-1969		
Belt - Fan & Alt.	4818920	7455	Belt - Fan & Alt.		
Hose - Upper		●26508	158679A		
Hose - Lower - Eng. To Pipe; (1 1/2" I.D.)		24224	Belt - P.S.		
Hose - Lower - Pipe To Rad.; (1 1/2" I.D.)		24224	157177AA		
1355			Belt - A.C.		
Fiat 4-Cyl. 190 Diesel			167897A		
1971-1969			Hose - Lower; (1 3/4" I.D.)		
Belt - Fan & Alt.		②▲9580HD	1600		
Belt - A.C.		③▲9580HD	Oliver 6-Cyl. 231		
Hose - Upper		●26612	1964-1962		
Hose - Lower; (2 3/4" I.D.)		24244	Belt - Fan & Gen.; W/42 5/8" Belt O.C.		
Hose - By Pass; (2" I.D.)		24232	Belt - Fan & Gen.; W/43 1/8" Belt O.C.		
			Belt - P.S.		
			156096A		
			Hose - Upper; Ser. No. 124420 Thru 137612		
			or ●25476		
			Hose - Upper; Ser. No. 137613 & After		
			or ●26509		
			Hose - Lower - Eng. To Pipe; (1 3/4" I.D.)		
			24228		

- Vulco-Flex® Coolant Hose.
- ② Two Required.
- ③ Three Required.

- ⊖ Cut to Fit.
- ▲ Standard Belt May Also Be Available.

Belts and Coolant Hose for Tractors Alphabetical

Application	Mfr. No.	Part No.
OLIVER - Continued		
1600 - Continued		
Oliver 6-Cyl. 231 - Continued		
1964-1962 - Continued		
Hose - Lower - Pipe To Rad.; (1 3/4" I.D.)		24228
Oliver 6-Cyl. 248		
1964-1962		
Belt - Fan & Gen.; W/42 5/8" Belt O.C.		7425
Belt - Fan & Gen.; W/43 1/8" Belt O.C.		7430
Belt - P.S. 156096A		7500
Hose - Upper; Ser. No. 124420 Thru 137612	✕	21660
	or	●25476
Hose - Upper; Ser. No. 137613 & After	✕	20611
	or	●26509
Hose - Lower - Eng. To Pipe; (1 3/4" I.D.)		24228
Hose - Lower - Pipe To Rad.; (1 3/4" I.D.)		24228
Oliver 6-Cyl. 265 Diesel		
1964-1962		
Belt - Fan & Gen.; W/42 5/8" Belt O.C.		7425
Belt - Fan & Gen.; W/43 1/8" Belt O.C.		7430
Belt - P.S. 156096A		7500
Hose - Upper; Ser. No. 124420 Thru 139392	✕	21660
	or	●25476
Hose - Upper; Ser. No. 139393 Thru 147568	✕	20611
	or	●26509
Hose - Upper; Ser. No. 124420 Thru 127612		21256
	or	●26504
Hose - Lower - Eng. To Pipe; (1 3/4" I.D.)		24228
Hose - Lower - Pipe To Rad.; (1 3/4" I.D.)		24228
1650		
Oliver 6-Cyl. 265		
1969-1964		
Belt - Fan & Alt. 158679A		7450
Hose - Upper; Ser. No. 124420 & After(1 3/4" I.D.)		24228
Hose - Upper; Ser. No. 137613 Thru 178174	✕	20611
	or	●26509
Hose - Upper; Ser. No. 178175 & After	✕	20611
Hose - Lower; Ser. No. 124420 & After(1 3/4" I.D.)		24228
Hose - Lower; Ser. No. 147569 Thru 178179(1 3/4" I.D.)		24228
Hose - Lower; Ser. No. 178175 & After(2 1/8" I.D.)		24234
Oliver 6-Cyl. 265 LPG		
1969-1964		
Belt - Fan & Alt. 158679A		7450
Hose - Upper; Ser. No. 124420 & After(1 3/4" I.D.)		24228
Hose - Upper; Ser. No. 137613 Thru 178174	✕	20611
	or	●26509
Hose - Upper; Ser. No. 178175 & After	✕	20611
Hose - Lower; Ser. No. 124420 & After(1 3/4" I.D.)		24228
Hose - Lower; Ser. No. 147569 Thru 178179(1 3/4" I.D.)		24228
Hose - Lower; Ser. No. 178175 & After(2 1/8" I.D.)		24234
Oliver 6-Cyl. 283 Diesel		
1969-1964		
Belt - Fan & Alt.; W/Single Belt	157680A	7460
Belt - Fan & Alt.; W/Dual Belts	162071A	②7460
Belt - P.S. 157177AA		7390
Hose - Upper; Ser. No. 147569 Thru 178174		✕20401
	or	●26508
Hose - Upper; Ser. No. 178175 & After		●26508
Hose - Lower; Ser. No. 147569 Thru 178174(1 3/4" I.D.)		24228
Hose - Lower; Ser. No. 178175 & After(2 1/8" I.D.)		24234
1655		
Oliver 6-Cyl. 265		
1975-1969		
Belt - Fan & Alt. 158679A		7450
Belt - P.S. 157176AA		7290
Belt - A.C. 167897A		7480
Hose - Upper	✕	20611
	or	●26508
Hose - Lower - Eng. To Pipe; (1 3/4" I.D.)		24228

Application	Mfr. No.	Part No.
OLIVER - Continued		
1655 - Continued		
Oliver 6-Cyl. 265 - Continued		
1975-1969 - Continued		
Hose - Lower - Pipe To Rad.		✕20520
Oliver 6-Cyl. 283 Diesel		
1975-1969		
Belt - Fan & Alt.; W/Single Belt	157680A	7460
Belt - Fan & Alt.; W/Dual Belts; W/46 1/8" Belt O.C.	162071A	②7460
Belt - Fan & Alt.; W/Dual Belts; W/47 1/4" Belt O.C.		②♣9470HD
Belt - P.S. 157177A		7375
Belt - A.C. 167897A		7480
Hose - Upper		✕20611
	or	●26508
Hose - Lower - Eng. To Pipe; (1 3/4" I.D.)		24228
Hose - Lower - Pipe To Rad.		✕20520
1750		
Oliver 6-Cyl. 283		
1969-1964		
Belt - Fan & Alt. 162071A		②7460
Belt - A.C. 167897A		7480
Hose - Upper; W/Row Crop Style		●26509
Hose - Upper; W/O Row Crop Style		●26508
Hose - Lower; (2 1/8" I.D.)		24234
Oliver 6-Cyl. 310 Diesel		
1969-1964		
Belt - Fan & Alt. 162071A		②7460
Belt - A.C. 167897A		7480
Hose - Upper; W/Row Crop Style		●26509
Hose - Upper; W/O Row Crop Style		●26508
Hose - Lower; (2 1/8" I.D.)		24234
1755		
Oliver 6-Cyl. 283		
1975-1970		
Belt - Fan & Alt. 162071A		②7460
Belt - P.S. 157176A		7290
Belt - A.C. 167897A		7480
Hose - Upper; W/Row Crop Style		●26509
Hose - Upper; W/Wheatland Style		●26508
Hose - Lower - Eng. To Pipe; (2 1/8" I.D.)		24234
Hose - Lower - Pipe To Rad.; (2 1/8" I.D.)		24234
Oliver 6-Cyl. 310 Diesel		
1975-1970		
Belt - Fan & Alt. 162071A		②7460
Belt - P.S.; W/A.C. 103926A		7250
Belt - P.S.; W/O A.C. 168052A		7417
Belt - A.C. 167897A		7480
Hose - Upper; W/Row Crop, Wheatland Style		●26508
Hose - Lower - Eng. To Pipe; (2 1/8" I.D.)		24234
Hose - Lower - Pipe To Rad.; (2 1/8" I.D.)		24234
1800		
Oliver 6-Cyl. 265		
1963-1960		
Belt - Fan & Gen.; Ser. No. 124395 & Before . 1M372B		7435
Belt - Fan & Gen.; Ser. No. 124396 & After		7440
Belt - P.S. 106834A		7320
Hose - Upper		✕20611
Hose - Lower; W/Row Crop Style		●26509
Hose - Lower; W/O Row Crop Style		●26508
Oliver 6-Cyl. 265 LPG		
1962-1960		
Hose - Upper; W/Row Crop Style		✕20611
	or	●26509
Hose - Upper; W/O Row Crop Style; Ser. No. 140076 & Before ..		✕20611
Hose - Upper; W/O Row Crop Style; Ser. No. 140077 & After ..		✕20611
	or	●26508
Hose - Lower; Ser. No. 124395 & Before		●26502

✕ Cut to Fit.
 ② Two Required.

● Vulco-Flex® Coolant Hose.
 ♣ Standard Belt May Also Be Available.

Belts and Coolant Hose for Tractors Alphabetical

Application	Mfr. No.	Part No.	Application	Mfr. No.	Part No.
OLIVER - Continued			OLIVER - Continued		
1800 - Continued			1950		
Oliver 6-Cyl. 265 LPG - Continued			GM 4-Cyl. 212 Diesel		
1962-1960 - Continued			1970-1964		
Hose - Lower; Ser. No. 124396 & After(2 1/4" I.D.)		24236	Belt - Fan	155985A	▲9400HD
Oliver 6-Cyl. 283 Diesel			Belt - Alt	157751A	7417
1963-1960			Belt - P.S.; Ser. No. 150421 & After; W/32 1/8" Belt O.C.	157187AA	7320
Belt - Fan & Gen.; Ser. No. 124395 & Before . 1M372B		7435	Belt - P.S.; Ser. No. 150421 & After; W/34 1/4" Belt O.C.	167910A	②7340
Belt - Fan & Gen.; Ser. No. 124396 & After		7440	Hose - Upper; Ser. No. 150421 Thru 163701		✂21794
Belt - P.S.; W/37 5/8" Belt O.C.	157177A	7375		or	●25476
Belt - P.S.; W/41 5/8" Belt O.C.	1M372A	7417	Hose - Upper; Ser. No. 163702 & After		✂20046
Hose - Upper		●26521		or	●25478
Hose - Lower		●26502	Hose - Lower		●26504
1850			1950T		
Oliver 6-Cyl. 310			Oliver 6-Cyl. 310 Diesel		
1969-1964			1969		
Belt - Fan & Alt.	157680A	7460	Belt - Fan & Alt.		②7460
Belt - P.S.		7290	Belt - A.C.	167890A	▲9530HD
Hose - Upper; W/Row Crop Style		●26509	Hose - Upper; W/Row Crop Style		✂20611
Hose - Upper; W/O Row Crop Style		●26508		or	●26509
Hose - Lower - Eng. To Pipe; (2 1/4" I.D.)		24236	Hose - Upper; W/Wheatland Style		●26508
Hose - Lower - Pipe To Rad.; (2 1/4" I.D.)		24236	Hose - Lower - Eng. To Pipe; (2 1/8" I.D.)		24234
Oliver 6-Cyl. 384 Diesel			Hose - Lower - Pipe To Rad.; (2 1/8" I.D.)		24234
1969-1964			1968		
Belt - Fan & Alt.; Ser. No. 150421 Thru 168342	158599A	▲9490HD	Belt - Fan & Alt.		②7460
Belt - Fan & Alt.; Ser. No. 168343 & After	162075A	▲9500HD	Belt - A.C.; Ser. No. 204000 & Before	167897A	7480
Belt - P.S.	157177AA	7375	Belt - A.C.; Ser. No. 204001 & After	167890A	▲9530HD
Hose - Lower - Eng. To Pipe		✂20882	Hose - Upper; W/Row Crop Style		✂20611
Hose - Lower - Pipe To Rad.; (1 3/4" I.D.)		24228		or	●26509
Perkins 6-Cyl. 354 Diesel			Hose - Upper; W/Wheatland Style		●26508
1969-1964			Hose - Lower - Eng. To Pipe; (2 1/8" I.D.)		24234
Belt - Fan & Alt.; Ser. No. 150421 Thru 168342	158599A	▲9490HD	Hose - Lower - Pipe To Rad.; (2 1/8" I.D.)		24234
Belt - Fan & Alt.; Ser. No. 168343 & After	162075A	▲9500HD	1967		
Belt - P.S.	157177AA	7375	Belt - Fan & Alt.		②7460
Hose - Lower - Eng. To Pipe		✂20882	Belt - A.C.	167897A	7480
Hose - Lower - Pipe To Rad.; (1 3/4" I.D.)		24228	Hose - Upper; W/Row Crop Style		✂20611
1855				or	●26509
Oliver 6-Cyl. 310			Hose - Upper; W/Wheatland Style		●26508
1975-1969			Hose - Lower - Eng. To Pipe; (2 1/8" I.D.)		24234
Belt - Fan & Alt.	162071A	②7460	Hose - Lower - Pipe To Rad.; (2 1/8" I.D.)		24234
Belt - P.S.	157176AA	7290	1955		
Belt - A.C.	167897A	7480	Oliver 6-Cyl. 310 Diesel		
Hose - Upper; W/Row Crop Style		●26509	1974-1969		
Hose - Upper; W/Wheatland Style		●26508	Belt - Fan & Alt.	157680A	②7460
Hose - Lower - Eng. To Pipe; (2 1/8" I.D.)		24234	Belt - P.S.; W/A.C.	103926A	7250
Hose - Lower - Pipe To Rad.; (2 1/8" I.D.)		24234	Belt - P.S.; W/O A.C.	168052A	7417
Oliver 6-Cyl. 310 Diesel			Belt - A.C.	167897A	7480
1975-1969			Hose - Upper; W/Row Crop Style		●26509
Belt - Fan & Alt.	162071A	②7460	Hose - Upper; W/Wheatland Style		●26508
Belt - P.S.; W/A.C.	103926A	7250	Hose - Lower - Eng. To Pipe; (2 1/8" I.D.)		24234
Belt - P.S.; W/O A.C.	168052A	7417	Hose - Lower - Pipe To Rad.; (2 1/8" I.D.)		24234
Belt - A.C.	167897A	7480	2050		
Hose - Upper; W/Row Crop Style		●26509	White-Hercules 6-Cyl. 478 Diesel		
Hose - Upper; W/Wheatland Style		●26508	1969-1968		
Hose - Lower - Eng. To Pipe; (2 1/8" I.D.)		24234	Belt - Fan	166301A	②▲9580HD
Hose - Lower - Pipe To Rad.; (2 1/8" I.D.)		24234	Belt - A.C.	167890A	▲9530HD
1900			Hose - Upper		✂20611
GM 4-Cyl. 212 Diesel				or	●26508
1963-1960			Hose - Lower; (2 1/2" I.D.)		24240
Belt - Fan; Ser. No. 90525 Thru 124395	106093A	▲9390HD	2150		
Belt - Fan; Ser. No. 124396 & After	155985A	▲9400HD	White-Hercules 6-Cyl. 478 Diesel		
Belt - Gen.	1M372A	7417	1969-1968		
Belt - P.S.; Ser. No. 90525 Thru 134683	106841A	7280	Belt - Fan	167836A	②▲9570HD
Hose - Upper		●25476	Belt - A.C.	167890A	▲9530HD
Hose - Lower		●26504	Hose - Upper		✂20611
				or	●26508

● Vulco-Flex® Coolant Hose.
✂ Cut to Fit.

▲ Standard Belt May Also Be Available.
② Two Required.

Belts and Coolant Hose for Tractors Alphabetical

Application	Mfr. No.	Part No.
OLIVER - Continued		
2150 - Continued		
White-Hercules 6-Cyl. 478 Diesel - Continued		
1969-1968 - Continued		
Hose - Lower; (2 1/2" I.D.)		24240
2155		
Minneapolis-Moline 6-Cyl. 504 LPG		
1971		
Hose - Upper		●26505
Hose - Lower; (2 3/8" I.D.)		24238
Hose - By Pass; (2" I.D.)		24232
Minneapolis-Moline 6-Cyl. 585 Diesel		
1971		
Belt - Fan & Alt.	10A30623	②▲9580HD
Belt - P.S.	10A30590	▲9505HD
Hose - Lower; (2 3/8" I.D.)		24238
Hose - By Pass; (2" I.D.)		24232
2255		
Caterpillar 3150 Diesel		
1976-1972		
Belt - Fan & Alt.	303075087	②▲9490HD
Belt - P.S.		7300
Belt - A.C.	303076253	▲9640HD
Hose - Upper - Eng. To Pipe; (2" I.D.)		24232
Hose - Upper - Pipe To Rad.; (2" I.D.)		24232
Hose - Lower		✂20611
	or	●26516
Caterpillar 3208 Diesel		
1976-1972		
Belt - Fan & Alt.	303075087	②▲9490HD
Belt - P.S.		7300
Belt - A.C.	303076253	▲9640HD
Hose - Upper - Eng. To Pipe; (2 1/4" I.D.)		24236
Hose - Upper - Pipe To Rad.; (2 1/4" I.D.)		24236
Hose - Lower		✂20611
	or	●26509
2655		
Minneapolis-Moline 6-Cyl. 504 LPG		
1972-1970		
Belt - Fan & Alt.	200007935	②▲9580HD
Belt - P.S.; Ser. No. 45700132, 45600262 & Before	207000472	③7430
Hose - Upper		●26505
Hose - Lower; (2 3/8" I.D.)		24238
Hose - By Pass; (2" I.D.)		24232
Minneapolis-Moline 6-Cyl. 585 Diesel		
1972-1970		
Belt - Fan & Alt.	200007935	②▲9580HD
Belt - P.S.; Ser. No. 45700132, 45600262 & Before	207000472	③7430
AG6		
Continental 4-Cyl. 226		
1957-1944		
Belt - Fan	141106	TR30428
Belt - Fan & Gen.	141199	TR32491
BD		
Hercules 6-Cyl. 298 Diesel		
1956-1946		
Belt - Fan	28056	TR28406
Belt - Starter	55476	②TR28545
BG		
Hercules 4-Cyl. 320		
1944-1939		
Belt - Fan	28056	TR28406

Application	Mfr. No.	Part No.
OLIVER - Continued		
BG - Continued		
Hercules 4-Cyl. 320 - Continued		
1944-1939 - Continued		
Belt - Starter	55476	②TR28545
BGS		
Hercules 4-Cyl. 320		
1955-1946		
Belt - Fan	28056	TR28406
Belt - Starter	55476	②TR28545
GG		
Hercules 4-Cyl. 133		
1942-1939		
Belt - Fan	112019	TR26341
HG		
Hercules 4-Cyl. 133		
1951-1946		
Belt - Fan	117423	TR26366
Belt - Fan & Gen.	117424	TR28406
Hercules 4-Cyl. 133 Diesel		
1951-1946		
Belt - Fan	117423	TR26366
Belt - Fan & Gen.	117424	TR28406
OC9		
Hercules DD198		
1965-1959		
Belt - Fan & Gen.	606670F	▲9530HD
Hose - Upper		✂20416
	or	●25482
Hose - Lower		●25478
OC12		
Hercules DJXC		
1961-1954		
Belt - Fan & Gen.	24270	TR28557
OC15		
Hercules DRXC		
1961-1956		
Belt - Fan		TR34506
Super 55		
Oliver 4-Cyl. 144		
1958-1954		
Belt - Fan & Gen.; W/W.P.	1M372B	7435
Belt - Fan & Gen.; W/O W.P.	1M372A	7417
Hose - Upper		✂20065
	or	●25473
Hose - Lower		●25476
Hose - By Pass; (1 1/2" I.D.)		24224
Oliver 4-Cyl. 144 Diesel		
1958-1954		
Belt - Fan & Gen.; W/W.P.	1M372B	7435
Belt - Fan & Gen.; W/O W.P.	1M372A	7417
Hose - Upper		✂20065
	or	●25473
Hose - Lower		●25476
Hose - By Pass; (1 1/2" I.D.)		24224
Super 66		
Oliver 4-Cyl. 144		
1958-1954		
Belt - Fan & Gen.; W/W.P.	1M372B	7435
Belt - Fan & Gen.; W/O W.P.	1M372A	7417
Hose - Upper		✂20267
	or	●25472

- Vulco-Flex® Coolant Hose.
- ▲ Standard Belt May Also Be Available.
- ③ Three Required.

- ② Two Required.
- ✂ Cut to Fit.

Belts and Coolant Hose for Tractors Alphabetical

Application	Mfr. No.	Part No.	Application	Mfr. No.	Part No.
OLIVER - Continued			OLIVER - Continued		
Super 66 - Continued			Super 99 - Continued		
Oliver 4-Cyl. 144 - Continued			Oliver 6-Cyl. 302		
1958-1954 - Continued			1958-1954		
Hose - Lower; (1 1/2" I.D.)		24224	Belt - Fan & Gen.	7A372B	♣9440HD
Oliver 4-Cyl. 144 Diesel			Oliver 6-Cyl. 302 Diesel		
1958-1954			1958-1954		
Belt - Fan & Gen.; W/W.P.	1M372B	7435	Belt - Fan & Gen.	7A372B	♣9440HD
Belt - Fan & Gen.; W/O W.P.	1M372A	7417			
Hose - Upper		♣20267			
		or ●25472			
Hose - Lower; (1 1/2" I.D.)		24224			
Super 77			SAME		
Oliver 6-Cyl. 216			Corsaro 70		
1958-1954			SAME 4-Cyl. 221 Diesel		
Belt - Fan	C372A	TR28454	1986-1980		
Belt - Fan & Gen.; W/O P.S.	1M372A	7417	Belt - Blower & Alt. ②7560		
Belt - Fan & Gen.; W/P.S.	1M372B	7435	Delfino 35		
Belt - Gen.	A1257A	TR22299	SAME 2-Cyl. 110 Diesel		
Hose - Upper		♣20267	1985-1981		
		or ●25472	Belt - Blower & Alt. 7541		
Hose - Lower; (1 1/2" I.D.)		24224	Explorer 75		
Oliver 6-Cyl. 216 Diesel			SAME 4-Cyl. 244 Diesel		
1958-1954			1987-1985		
Belt - Fan	C372A	TR28454	Belt - Blower & Alt. ②7520		
Belt - Fan & Gen.; W/O P.S.	1M372A	7417	Explorer 90		
Belt - Fan & Gen.; W/P.S.	1M372B	7435	SAME 4-Cyl. 244 Diesel		
Belt - Gen.	A1257A	TR22299	2001-1987		
Hose - Upper		♣20267	Belt - Blower & Alt. 7525		
		or ●25472	Frutteto II 60		
Hose - Lower; (1 1/2" I.D.)		24224	SAME 3-Cyl. 183 Diesel		
Oliver 6-Cyl. 216 LPG			2001-1992		
1958-1954			Belt - Alt. 7280		
Belt - Fan	C372A	TR28454	Frutteto II 75		
Belt - Fan & Gen.; W/O P.S.	1M372A	7417	SAME 4-Cyl. 244 Diesel		
Belt - Fan & Gen.; W/P.S.	1M372B	7435	2001-1992		
Belt - Gen.	A1257A	TR22299	Belt - Alt. 7280		
Hose - Upper		♣20267	Frutteto II 85		
		or ●25472	SAME 4-Cyl. 244 Diesel		
Hose - Lower; (1 1/2" I.D.)		24224	2001-1990		
Super 88			Belt - Alt. 7280		
Oliver 6-Cyl. 265			Mercury 75		
1958-1954			SAME 4-Cyl. 254 Diesel		
Belt - Fan & Gen.; W/P.S.	1K372B	7455	1986-1982		
Belt - Fan & Gen.; W/O P.S.	1K372A	7425	Belt - Blower & Alt. ②7570		
Hose - Upper; Molded Hose		●25472	Mercury 85		
Hose - Upper; Strt. Hose(1 1/2" I.D.)		24224	SAME 4-Cyl. 254 Diesel		
Hose - Lower - Eng. To Pipe; (1 1/2" I.D.)		24224	1991-1982		
Hose - Lower - Pipe To Rad.; (1 1/2" I.D.)		24224	Belt - Blower & Alt. ②7570		
Oliver 6-Cyl. 265 Diesel			Minitaurus 60		
1958-1954			SAME 3-Cyl. 190 Diesel		
Belt - Fan & Gen.; W/P.S.	1K372B	7455	1988-1980		
Belt - Fan & Gen.; W/O P.S.	1K372A	7425	Belt - Blower & Alt. ②7560		
Oliver 6-Cyl. 265 LPG			Row Crop 85		
1958-1954			SAME 4-Cyl. 254 Diesel		
Belt - Fan & Gen.; W/P.S.	1K372B	7455	1996-1984		
Belt - Fan & Gen.; W/O P.S.	1K372A	7425	Belt - Blower & Alt. ②7570		
Hose - Upper; Molded Hose		●25472			
Hose - Upper; Strt. Hose(1 1/2" I.D.)		24224			
Hose - Lower - Eng. To Pipe; (1 1/2" I.D.)		24224			
Hose - Lower - Pipe To Rad.; (1 1/2" I.D.)		24224			
Super 99					
GM 3-Cyl. 213 Diesel					
1958-1954					
Belt - Fan	5189569	TR34467			

∞ Cut to Fit.

♣ Standard Belt May Also Be Available.

● Vulco-Flex® Coolant Hose.

② Two Required.

Belts and Coolant Hose for Tractors Alphabetical

Application	Mfr. No.	Part No.	Application	Mfr. No.	Part No.
SAME - Continued			STEIGER - Continued		
Vigneron 60			Bearcat II ST225		
SAME 3-Cyl. 190 Diesel			Caterpillar 3306 Diesel		
1986-1984			1976-1974		
Belt - Blower & Alt.		②7560	Belt - Fan & Alt.		③▲9630HD
SHEPPARD			Belt - Fan To A.C.		
SD2			▲9463HD		
Sheppard 2-Cyl. 142 Diesel			Bearcat III PT225		
1957-1949			Caterpillar 3306 Diesel		
Belt - Fan & Gen.		0400251	1983-1977		
TR22570			Belt - Fan & Alt.		06135
SD3			Belt - Fan		③▲9630HD
Sheppard 3-Cyl. 188 Diesel			Belt - Fan To A.C.		③▲9690HD
1957-1948			Belt - Fan To A.C.		061428
Belt - Fan & Gen.		0400251	▲9463HD		
TR22570			Cougar 1000		
SD4			Cummins L10 Diesel		
Sheppard 4-Cyl. 318 Diesel			1989-1986		
1957-1955			Belt - Fan		
Belt - Fan & Gen.		0400050	Belt - W.P. & Alt.		3034942
7575			Belt - A.C.		▲K080465HD
SDG2			Hose - Lower		▲K050336HD
Sheppard 2-Cyl. 142 Diesel			▲9390HD		
1956-1950			③<21115		
Belt - Fan & Gen.		0400251	Cougar CR1225		
TR22570			Caterpillar 6-Cyl. 638 Diesel		
SDG3			1985		
Sheppard 3-Cyl. 213 Diesel			Belt - Fan & Alt.		
1956-1950			Belt - A.C.		
Belt - Fan & Gen.		0400251	③▲9570HD		
TR22570			▲9463HD		
SDO2			Cougar II		
Sheppard 2-Cyl. 142 Diesel			Caterpillar 3306 Diesel		
1956-1950			1976-1974		
Belt - Fan & Gen.		0400251	Belt - Fan & Alt.		061463A
TR22570			Belt - Fan To A.C.		③▲9650HD
SDO3			Hose - Upper		▲9463HD
Sheppard 3-Cyl. 188 Diesel			●26533		
1956-1950			Cougar II ST300		
Belt - Fan & Gen.		0400251	Caterpillar 6-Cyl. 638 Diesel		
TR22570			1976-1974		
STEIGER			Belt - Fan		
Bearcat 1000			Belt - Fan, Alt. & A.C.		
Cummins L10 Diesel			Belt - Hyd. Pump		
1987-1986			Hose - Upper		
Belt - Fan		3034942	▲9570HD		
Belt - A.C.		016864	▲9610HD		
Hose - Upper			▲9370HD		
●26525			●26532		
Bearcat I			Cougar III PT270		
Caterpillar 3208 Diesel			Caterpillar 3306 Diesel		
1974-1970			1981-1977		
Belt - W.P. & Alt.; W/55A. Alt.		06019	Belt - Fan & Alt.		06135
Belt - W.P. & Alt.; W/72A. Alt.		061464	Belt - A.C.		③▲9630HD
Belt - Fan		06019	Hose - Upper - Eng. To Pipe; (2 1/2" I.D.)		▲9455HD
Belt - A.C.		061451	Hose - Upper - Pipe To Rad.; (2 1/2" I.D.)		24440
②▲9550HD			Hose - Lower - Eng. To Pipe; (2 1/2" I.D.)		24440
②▲9520HD			Hose - Lower - Pipe To Rad.; (2 1/2" I.D.)		24440
②▲9550HD			Cougar III PTA251		
▲9510HD			Cummins 6-Cyl. 855 Diesel		
Bearcat II			1981-1980		
Caterpillar 3208 Diesel			Belt - W.P.		
1975-1974			Belt - Alt.		
Belt - W.P. & Alt.; W/55A. Alt.		06019	Belt - A.C.		178440
Belt - W.P. & Alt.; W/72A. Alt.		061464	Belt - A.C.		178509
Belt - Fan		06019	TR28445		
Belt - A.C.		061451	Cougar III PTA270		
②▲9550HD			Caterpillar 3306 Diesel		
②▲9520HD			1981-1980		
②▲9550HD			Belt - Fan & Alt.		
▲9510HD			Belt - A.C.		
Caterpillar 3208 Diesel			Hose - Upper - Eng. To Pipe; (2 1/2" I.D.)		
1975-1974			Hose - Upper - Pipe To Rad.; (2 1/2" I.D.)		
Belt - W.P. & Alt.; W/55A. Alt.		06019	Hose - Lower - Cooler To Rad.		
Belt - W.P. & Alt.; W/72A. Alt.		061464	③▲9625HD		
Belt - Fan		06019	▲9490HD		
Belt - A.C.		061451	24440		
②▲9550HD			24440		
②▲9520HD			③<21042		
▲9510HD					

② Two Required.
 ● Vulco-Flex® Coolant Hose.
 < Cut to Fit.

▲ Standard Belt May Also Be Available.
 ③ Three Required.

Belts and Coolant Hose for Tractors Alphabetical

Application	Mfr. No.	Part No.
STEIGER - Continued		
Cougar III PTA280		
Cummins NTC290 Diesel		
1983-1981		
Belt - Fan	178624	②TR28473
Belt - W.P.	215356	②6596
Belt - Alt.		②▲9480HD
Belt - A.C.		TR22386
Cougar III ST251		
Cummins NTC290 Diesel		
1982-1976		
Belt - Fan	178624	②TR28473
Belt - W.P.	215356	②6596
Belt - Alt.		②▲9480HD
Belt - A.C.		TR22386
Cougar III ST270		
Caterpillar 3306 Diesel		
1981-1976		
Belt - Fan & Alt.	06135	▲9630HD
Belt - A.C.	061428	▲9463HD
Hose - Lower		≧21115
Cougar IV CM280		
Caterpillar 3406 Diesel		
1985-1983		
Belt - Fan		②TR22648
Belt - Alt.		BX71
Cougar IV KS280		
Cummins 6-Cyl. 855 Diesel		
1985-1983		
Belt - Fan		②TR28454
Belt - W.P.	217638	▲K060435HD
Belt - Alt.	178440	②▲9463HD
Belt - A.C.		▲9395HD
Lion 1000		
Caterpillar 3406 Diesel		
1989-1986		
Belt - Fan		TR22588
Cummins 6-Cyl. 855 Diesel		
1989-1986		
Belt - Fan		▲K080400HD
Belt - W.P.		▲K060435HD
Belt - Alt.		▲9600HD
Panther CP1400		
Caterpillar 6-Cyl. 893 Diesel		
1987-1982		
Belt - Fan		②TR22588
Belt - A.C.		▲9447HD
Panther II ST310		
Cummins 6-Cyl. 855 Diesel		
1976-1974		
Belt - Fan	178697	②TR28454
Belt - W.P.	215356	②6596
Belt - Alt.		②▲9463HD
Belt - A.C.	061473	TR22386
Hose - Upper; (2 1/4" I.D.)		24436
Hose - Lower		●26533
Panther III PT350		
Cummins V-8 903 Diesel		
1981-1977		
Belt - Fan & W.P.		③▲9710HD
Belt - Alt.	178472	②▲9390HD
Belt - A.C.	178618	TR22380

Application	Mfr. No.	Part No.
STEIGER - Continued		
Panther III PT350 - Continued		
Cummins V-8 903 Diesel - Continued		
1981-1977 - Continued		
Hose - Upper - Eng. To Pipe; (1 3/4" I.D.)		24428
Hose - Upper - Pipe To Rad.; (1 3/4" I.D.)		24428
Hose - Lower - Cooler To Rad.		≧21042
Panther III PTA325		
Caterpillar 6-Cyl. 893 Diesel		
1983-1979		
Hose - Upper		●26537
Panther III ST310		
Cummins 6-Cyl. 855 Diesel		
1983-1976		
Belt - Fan	178566	②TR28473
Belt - W.P. & Idler; W/O Aux. Rad.	215356	②6596
Belt - A.C.		▲9390HD
Hose - Upper; (2 1/4" I.D.)		24436
Panther III ST320		
Cummins V-8 903 Diesel		
1977-1976		
Belt - Fan & W.P.		③▲9710HD
Belt - Alt.	178472	②▲9390HD
Belt - A.C.	178618	TR22380
Hose - Upper - Eng. To Pipe; (1 3/4" I.D.)		24428
Hose - Upper - Pipe To Rad.; (1 3/4" I.D.)		24428
Hose - Lower - Cooler To Rad.		≧21042
Panther IV SM325		
Komatsu 6-Cyl. 674 Diesel		
1985-1983		
Belt - Fan & Alt.		②TR28706
Belt - A.C.		▲9550HD
Panther KP1360		
Cummins 6-Cyl. 855 Diesel		
1985-1982		
Belt - Fan	178509	②TR28445
Belt - W.P.	217638	▲K060435HD
Belt - Alt.	178440	②▲9463HD
Belt - A.C.	178472	▲9390HD
Panther KP1400		
Cummins 6-Cyl. 855 Diesel		
1985-1982		
Belt - Fan		②TR24449
Belt - W.P.	217638	▲K060435HD
Belt - Alt.		②▲9463HD
Belt - A.C.	178472	▲9390HD
Hose - Upper		●26524
Puma 1000		
Steiger 6-Cyl. 505 Diesel		
1988-1986		
Belt - Fan & Alt.	3905866	▲K080600HD
Belt - A.C.	061451A	▲9520HD
Hose - Upper		≧21418
		or ●26524
Hose - Lower - Eng. To Pipe		≧21473
Tiger III ST450		
Caterpillar 3408 Diesel		
1983-1978		
Belt - Alt.	206996	K050370
Belt - A.C.		TR22625
Hose - Upper - Eng. To Pipe; (2 1/2" I.D.)		24440
Hose - Upper - Pipe To Rad.; (2 1/2" I.D.)		24440
Hose - Lower - Eng. To Pipe; (3 1/2" I.D.)		24456

② Two Required.
 ≧ Cut to Fit.
 ③ Three Required.

▲ Standard Belt May Also Be Available.
 ● Vulco-Flex® Coolant Hose.

Agricultural Equipment

Belts and Coolant Hose for Tractors Alphabetical

Application	Mfr. No.	Part No.	Application	Mfr. No.	Part No.
STEIGER - Continued			VALTRA-VALMET - Continued		
Tiger III ST450 - Continued			980		
Caterpillar 3408 Diesel - Continued			MWM 4-Cyl. 239 Diesel		
1983-1978 - Continued			1990-1988		
Hose - Lower - Pipe To Rad.; (3 1/2" I.D.)		24456	Belt - Fan & Alt.		▲9485HD
Wildcat I			VERSATILE		
Caterpillar 3145 Diesel			145		
1973-1969			Cummins V-8 470 Diesel		
Belt - Fan		▲9465HD	1971-1967		
Belt - Alt.	06019	▲9550HD	Belt - W.P. & Alt.; W/55A. Alt.		②▲9500HD
Belt - A.C.		▲9610HD	Belt - Hyd. Pump - Left Side		TR22517
Wildcat I Super			Belt - Hyd. Pump - Right Side		TR22514
Caterpillar 3150 Diesel			150		
1974-1969			Perkins 4-Cyl. 236 Diesel		
Belt - Alt.; W/55A. Alt.	06019	②▲9550HD	1981-1977		
Belt - Alt.; W/72A. Alt.	061464	②▲9520HD	Belt - Fan & Alt.; W/53 1/4" Belt O.C.		▲9530HD
Belt - Fan	06019	②▲9550HD	Belt - Fan & Alt.; W/54 1/4" Belt O.C.	34922	▲9540HD
Belt - A.C.	061428	▲9463HD	Belt - Hyd. Pump	47613	TR22443
Wildcat III RC210			Hose - Upper		●25480
Caterpillar 3208 Diesel			Hose - Lower		●25478
1977-1976			256		
Belt - Fan & Idler	061416	③▲9700HD	Cummins 4-Cyl. 239 Diesel		
Belt - Alt.	061464	②▲9525HD	1988-1984		
Belt - A.C.	061451	▲9510HD	Belt - Fan & Alt.	3903091	▲K080560HD
Wildcat III ST210			Belt - A.C.	86452	▲9415HD
Caterpillar 3208 Diesel			276		
1980-1976			Cummins 4-Cyl. 239 Diesel		
Belt - Fan & Idler	061416	③▲9700HD	1991-1985		
Belt - Alt.	061464	②▲9525HD	Belt - Fan & Alt.	3903091	▲K080560HD
Belt - A.C.	061451	▲9510HD	276 II		
TYM AMERICA			Ford 4-Cyl. 268 Diesel		
T233			1991-1985		
Mitsubishi 3-Cyl. 69 Diesel			Belt - Fan & Alt.		②▲9570HD
2007			Belt - A.C.		▲9425HD
Belt - Fan		7380	Hose - Upper		●26506
T273			400		
Mitsubishi 3-Cyl. 80 Diesel			Ford 6-Cyl. 200		
2007			1984-1969		
Belt - Fan		7380	Belt - Fan & Alt.	C5DE8620C	7340
UNIVERSAL TRACTOR CANADA LTD			Belt - Gov.	C7ZZ8620F	7312
U640			Hose - Upper		●25305
Universal 4-Cyl. 219 Diesel			Hose - Lower		●25484
1999-1984			500		
Belt - Fan & Alt.		7450	Cummins V-8 504 Diesel		
Hose - Lower; (1 3/8" I.D.)		②24222	1979-1977		
U1010			Belt - W.P.	196937	②TR22534
Universal 6-Cyl. 329 Diesel			555		
1998-1984			Cummins V-8 555 Diesel		
Belt - Fan		②▲9420HD	1987-1979		
Belt - W.P. & Alt.		7435	Belt - Fan & W.P.	178598	②TR22495
Hose - Lower - Eng. To Pipe; (1 1/2" I.D.)		24224	Belt - Alt.		②7495
Hose - Lower - Pipe To Rad.		●25472	Hose - Upper		●26512
VALTRA-VALMET			700		
78 Viking; 880			Cummins V-8 555 Diesel		
MWM 4-Cyl. 239 Diesel			1977-1971		
1995			Belt - Fan & W.P.	201927	②▲9540HD
Belt - Fan & Alt.		▲9485HD	Belt - Alt.	178434	②7365
			Belt - A.C.	20974	②▲9425HD
			Hose - Upper		●26513
			Hose - Lower		⊖<20756

▲ Standard Belt May Also Be Available.
 ③ Three Required.
 ⊖ Cut to Fit.

② Two Required.
 ● Vulco-Flex® Coolant Hose.

Belts and Coolant Hose for Tractors Alphabetical

Application	Mfr. No.	Part No.
VERSATILE - Continued		
750		
Cummins 6-Cyl. 855 Diesel		
1977-1976		
Belt - Fan	178682	②TR28429
Belt - W.P.	215356	②6596
Belt - Alt.	200549	②▲9465HD
Belt - A.C.	22925	TR22448
800		
Cummins 6-Cyl. 855 Diesel		
1977-1973		
Belt - Fan	178682	②TR28429
Belt - W.P.	215356	②6596
Belt - Alt.	200549	②▲9465HD
Belt - A.C.	22925	TR22448
Hose - Upper		●26524
Hose - Lower - Eng. To Pipe; (2 1/2" I.D.)		24240
Hose - Lower - Pipe To Rad.; (2 3/4" I.D.)		24244
835		
Cummins 6-Cyl. 855 Diesel		
1987-1978		
Belt - Fan	178682	②TR28429
Belt - Alt.		②▲9463HD
Belt - W.P.		▲K060435HD
Belt - A.C.	178678	TR22448
846		
Cummins 6-Cyl. 611 Diesel		
1992-1987		
Belt - Fan	3034944	▲K080545HD
Belt - Alt.	3037425	▲K050340HD
Belt - A.C.	00092756	▲9385HD
Hose - Upper; (2 1/4" I.D.)		②24436
Hose - Lower; (2 1/2" I.D.)		②24440
850		
Cummins 6-Cyl. 855 Diesel		
1977-1973		
Belt - Fan	178682	②TR28429
Belt - W.P.	215356	②6596
Belt - Alt.	200549	②▲9465HD
Belt - A.C.	22925	TR22448
Hose - Upper		●26524
Hose - Lower - Eng. To Pipe; (2 1/2" I.D.)		24240
Hose - Lower - Pipe To Rad.; (2 3/4" I.D.)		24244
875		
Cummins 6-Cyl. 855 Diesel		
1987-1978		
Belt - Fan	178682	②TR28429
Belt - W.P.	215356	②6596
Belt - Alt.		②▲9470HD
Belt - A.C.	22925	TR22448
Hose - Lower; (2 1/2" I.D.)		24240
876		
Cummins 6-Cyl. 611 Diesel		
1993-1985		
Belt - Fan	3034944	▲K080545HD
Belt - Alt.	3037425	▲K050340HD
Belt - A.C.	00092756	▲9385HD
Hose - Upper; (2 1/4" I.D.)		②24436
Hose - Lower; (2 1/2" I.D.)		②24440
895		
Cummins 6-Cyl. 855 Diesel		
1987-1980		
Belt - W.P.	217638	▲K060435HD
Belt - Alt.	178440	▲9463HD

Application	Mfr. No.	Part No.
VERSATILE - Continued		
895 - Continued		
Cummins 6-Cyl. 855 Diesel - Continued		
1987-1980 - Continued		
Belt - A.C.	178678	TR22448
900		
Cummins V-8 903 Diesel		
1975-1972		
Belt - Fan & W.P.	202046	③▲9580HD
Belt - Alt.; W/42 1/2" Belt O.C.		②▲9425HD
Belt - A.C.; W/Single Belt	178598	TR22495
Belt - A.C.; W/Dual Belts	20974	②▲9425HD
Belt - Hyd. Pump		TR22514
Hose - Upper - Left Side		●26524
Hose - Upper - Right Side		●26524
Hose - Lower; (2 3/4" I.D.)		24444
900-2		
Cummins V-8 903 Diesel		
1978-1976		
Belt - Fan & W.P.	202046	③▲9580HD
Belt - Alt.; W/42 1/2" Belt O.C.		②▲9425HD
Belt - A.C.; W/Single Belt	178598	TR22495
Belt - A.C.; W/Dual Belts	20974	②▲9425HD
Belt - Hyd. Pump		TR22514
Hose - Upper - Left Side		②●26524
Hose - Lower; (2 3/4" I.D.)		24244
935		
Cummins V-8 903 Diesel		
1982-1978		
Belt - Fan & W.P.	202047	③▲9585HD
Belt - A.C.	178598	TR22495
Hose - Upper - Left Side		●26524
Hose - Upper - Right Side		●26524
936		
Cummins 6-Cyl. 855 Diesel		
1991-1985		
Belt - Fan	178707	②TR28437
Belt - Alt.	178440	②▲9463HD
Belt - W.P.	217638	▲K060435HD
Belt - A.C.	178428	▲9425HD
Hose - Upper; W/2" I.D. Hose(2" I.D.)		②24932
Hose - Upper; W/2 1/4" I.D. Hose(2 1/4" I.D.)		②24936
Hose - Lower; W/2 1/4" I.D. Hose(2 1/4" I.D.)		②24436
Hose - Lower; W/2 1/2" I.D. Hose(2 1/2" I.D.)		②24440
950		
Cummins V-8 903 Diesel		
1982-1977		
Belt - Fan & W.P.		③▲9590HD
Belt - Alt.	178608	②TR28510
Belt - A.C.		TR22495
Hose - Upper - Left Side		●26524
Hose - Upper - Right Side		●26524
976		
Cummins 6-Cyl. 855 Diesel		
1993-1985		
Belt - Fan	178707	②TR28437
Belt - W.P.	217638	▲K060435HD
Belt - Alt.		▲9463HD
Belt - A.C.		②▲9430HD
Hose - Upper		●26524
Hose - Lower - Eng. To Pipe; (2 1/2" I.D.)		24440
Hose - Lower - Pipe To Rad.; (2 1/2" I.D.)		24440

② Two Required.
 ● Vulco-Flex® Coolant Hose.
 Ⓢ Use Wire Inserted Green Stripe® Coolant Hose.

▲ Standard Belt May Also Be Available.
 ③ Three Required.

Belts and Coolant Hose for Tractors Alphabetical

Application	Mfr. No.	Part No.	Application	Mfr. No.	Part No.
VERSATILE - Continued			WHITE - Continued		
1150			2-70		
Cummins 6-Cyl. 1150 Diesel			White 6-Cyl. 265		
1985-1981			1982-1976		
Belt - W.P. To Alt.	205913	▲K050360HD	Belt - Fan & Alt.	158679A	7450
Belt - A.C.	00063727	▲9470HD	Hose - Upper		☉20611
Hose - Upper		②●26524			or ●26510
Hose - Lower; (3 1/2" I.D.)		②24256	Hose - Lower - Eng. To Pipe; (2 1/4" I.D.)		24436
1156			Hose - Lower - Pipe To Rad.; (2 1/4" I.D.)		24436
Cummins 6-Cyl. 1150 Diesel			White 6-Cyl. 283 Diesel		
1992-1986			1982-1976		
Belt - W.P. To Alt.	205913	▲K050360HD	Belt - Fan & Alt.	157680A	7460
Belt - A.C.	00063727	▲9470HD	2-75		
Hose - Upper		②●26524	Isuzu 6-Cyl. 329 Diesel		
Hose - Lower; (3 1/2" I.D.)		②24256	1987-1982		
WHITE			Belt - Fan & Alt.		TR28473
2-30			2-78 Industrial		
Isuzu 3-Cyl. 91 Diesel			White 6-Cyl. 265		
1984-1979			1975-1968		
Belt - Fan & Alt.	5136710400	▲9400HD	Belt - Fan & Alt.	158679A	7450
2-35			Belt - P.S.	157176AA	7290
Isuzu 3-Cyl. 108 Diesel			Belt - A.C.	167897A	7480
1984-1979			White 6-Cyl. 283 Diesel		
Belt - Fan & Alt.		▲9412HD	1975-1968		
2-44 Industrial			Belt - Fan & Alt.	162071A	②7460
White 4-Cyl. 155			Belt - P.S.	157177AA	7375
1975-1968			Belt - A.C.	167897A	7480
Belt - Fan & Gen.		7450	2-85		
Belt - Hyd. Pump		7430	Perkins 6-Cyl. 354 Diesel		
Hose - Upper		☉20433	1982-1975		
		or ●25473	Belt - Fan & Alt.		②7570
White 4-Cyl. 155 Diesel			Belt - A.C.		▲9385HD
1975-1968			Hose - Upper		☉21379
Belt - Fan & Gen.		7450			or ●26509
Belt - Hyd. Pump		7430	Hose - Lower - Eng. To Pipe; (2" I.D.)		24432
Hose - Upper		☉20433	Hose - Lower - Pipe To Rad.; (2" I.D.)		24432
		or ●25473	2-88		
2-50			Perkins 6-Cyl. 354 Diesel		
Fiat 3-Cyl. 158 Diesel			1987-1982		
1980-1976			Belt - Fan & Alt.		②▲9590HD
Belt - Fan & Alt.	4624737	7450	Belt - A.C.		▲9390HD
2-55			Hose - Upper		☉20611
Isuzu 4-Cyl. 199 Diesel					or ●26509
1987-1982			2-105		
Belt - Fan & Alt.		TR24424	Perkins 6-Cyl. 354 Diesel		
2-60			1982-1974		
Fiat 4-Cyl. 211 Diesel			Belt - Fan & Alt.		②7570
1980-1976			Belt - A.C.	303143589	▲9375HD
Belt - Fan & Alt.	676865A	7450	Hose - Upper		☉21379
Hose - Lower - Eng. To Pipe		20351			or ●26509
Hose - Lower - Pipe To Rad.		20351	Hose - Lower - Eng. To Pipe; (2" I.D.)		24432
2-62			Hose - Lower - Pipe To Rad.; (2" I.D.)		24432
Isuzu 4-Cyl. 219 Diesel			2-110		
1981-1979			Perkins 6-Cyl. 354 Diesel		
Belt - Fan & Alt.		TR22474	1987-1982		
2-65			Belt - Fan & Alt.	303354288	②▲9590HD
Isuzu 4-Cyl. 235 Diesel			Belt - A.C.		▲9390HD
1987-1982			Hose - Upper		20206
Belt - Fan & Alt.		TR22461			or ●26508
2-115 Industrial			2-115 Industrial		
GM 4-Cyl. 212 Diesel			GM 4-Cyl. 212 Diesel		
1975-1968			1975-1968		
Belt - Fan & Alt.; W/40 1/4" Belt O.C.		▲9400HD	Belt - Fan & Alt.; W/40 1/4" Belt O.C.		▲9400HD

▲ Standard Belt May Also Be Available.
● Vulco-Flex® Coolant Hose.

② Two Required.
☉ Cut to Fit.

Belts and Coolant Hose for Tractors Alphabetical

Application	Mfr. No.	Part No.
WHITE - Continued		
2-115 Industrial - Continued		
GM 4-Cyl. 212 Diesel - Continued		
1975-1968 - Continued		
Belt - Fan & Alt.; W/42 4/8" Belt O.C.		7420
Belt - P.S.; W/Single Belt		7315
Belt - P.S.; W/Dual Belts		②7340
2-135		
White 6-Cyl. 478 Diesel		
1982-1976		
Belt - Fan & Alt.; W/58 1/4" Belt O.C.	166422A	②▲9580HD
Belt - Fan & Alt.; W/58 3/4" Belt O.C.		▲9585HD
Belt - Fan & Alt.; W/59 1/4" Belt O.C.	156422A	▲9590HD
Belt - A.C.; Ser. No. 272663 Thru 272916	303155102	▲9540HD
Belt - A.C.; Ser. No. 272917 & After		▲9570HD
Hose - Upper		≧21379
Hose - Lower		20564
2-150		
White 6-Cyl. 585 Diesel		
1976-1975		
Belt - Fan & Alt.; W/58 3/4" Belt O.C.	200009089	②▲9585HD
Belt - Fan & Alt.; W/59 1/4" Belt O.C.		▲9590HD
Belt - A.C.	303155102	▲9540HD
Hose - Upper		●26506
Hose - Lower; (2 1/2" I.D.)		24240
2-155		
White 6-Cyl. 478 Diesel		
1982-1976		
Belt - Fan & Alt.; W/58 1/4" Belt O.C.	166422A	②▲9580HD
Belt - Fan & Alt.; W/58 3/4" Belt O.C.		▲9585HD
Belt - Fan & Alt.; W/59 1/4" Belt O.C.	156422A	▲9590HD
Belt - A.C.; Ser. No. 272663 Thru 272916	303155102	▲9540HD
Belt - A.C.; Ser. No. 272917 & After		▲9570HD
Hose - Upper		≧21379
Hose - Lower - Eng. To Pipe; (3" I.D.)		24448
Hose - Lower - Pipe To Rad.; (2 1/2" I.D.)		24440
2-180		
Caterpillar 3208 Diesel		
1982-1977		
Belt - Fan		②▲9540HD
Belt - W.P.		②▲9490HD
Belt - Alt. & A.C.		②▲9720HD
4-78 Industrial		
White 6-Cyl. 265		
1975-1968		
Belt - Fan & Alt.	158679A	7450
Belt - P.S.	157176AA	7290
Belt - A.C.	167897A	7480
White 6-Cyl. 283 Diesel		
1975-1968		
Belt - Fan & Alt.	162071A	②7460
Belt - P.S.	157177AA	7375
Belt - A.C.	167897A	7480
4-115 Industrial		
GM 4-Cyl. 212 Diesel		
1975-1968		
Belt - Fan & Alt.; W/40 1/4" Belt O.C.		▲9400HD
Belt - Fan & Alt.; W/42 4/8" Belt O.C.		7420
Belt - P.S.; W/Single Belt		7315
Belt - P.S.; W/Dual Belts		②7340
4-150		
Caterpillar 3208 Diesel		
1978-1974		
Belt - Fan & Alt.	303075079	②▲9490HD

- ② Two Required.
- ≧ Cut to Fit.
- ③ Three Required.

Application	Mfr. No.	Part No.
WHITE - Continued		
4-150 - Continued		
Caterpillar 3208 Diesel - Continued		
1978-1974 - Continued		
Belt - A.C.	303077284	▲9405HD
Hose - Upper		≧20356
		or ●26510
Hose - Lower - Eng. To Pipe		≧20424
Hose - Lower - Pipe To Rad.		23567
4-180		
Caterpillar 3208 Diesel		
1978-1975		
Belt - Fan & Alt.	303075079	②▲9490HD
Belt - A.C.	303077284	▲9405HD
Hose - Upper		≧20356
		or ●26510
Hose - Lower - Eng. To Pipe		≧20424
Hose - Lower - Pipe To Rad.		23567
4-210		
Caterpillar 3208 Diesel		
1982-1978		
Belt - Fan & Alt.	303075079	②▲9490HD
Belt - A.C.		▲9319HD
4-225		
Caterpillar 3208 Diesel		
1987-1983		
Belt - Fan	303302857	②▲9550HD
Belt - W.P.	1P4334	②▲9490HD
4-270		
Caterpillar 3306 Diesel		
1988-1983		
Belt - Fan & Alt.; W/72 1/4" Belt O.C.		③▲9720HD
Belt - Fan & Alt.; W/73 1/4" Belt O.C.		③▲9730HD
Belt - A.C.		▲9455HD
60 American		
Cummins 4-Cyl. 239 Diesel		
1991-1989		
Belt - Fan & Alt.	3911559	▲K080620HD
Belt - A.C.	303315134	▲9400HD
Hose - Upper		●26511
Hose - Lower		●26519
80 American		
Cummins 4-Cyl. 239 Diesel		
1991-1989		
Belt - Fan & Alt.; W/61 1/8" Belt O.C.	3911563	▲K080605HD
Belt - Fan & Alt.; W/62 1/2" Belt O.C.	3911559	▲K080620HD
Belt - A.C.	303315134	▲9400HD
Hose - Upper		●26511
Hose - Lower		●26519
100		
Cummins 6-Cyl. 359 Diesel		
1989-1987		
Belt - Fan & Alt.	3903099	▲K080620HD
Belt - Fan To A.C.		▲9403HD
Hose - Lower; (2 1/4" I.D.)		②24936
120		
Cummins 6-Cyl. 359 Diesel		
1989-1987		
Belt - Fan & Alt.	3903098	▲K080605HD
Belt - A.C.		▲9405HD
Hose - Lower; (2 1/4" I.D.)		②24936

- ▲ Standard Belt May Also Be Available.
- Vulco-Flex® Coolant Hose.
- ② Use Wire Inserted Green Stripe® Coolant Hose.

Belts and Coolant Hose for Tractors Alphabetical

Application	Mfr. No.	Part No.
WHITE - Continued		
125 Workhorse		
Cummins 6-Cyl. 359 Diesel		
1992-1990		
Belt - Fan, Alt. & Idler		▲K080605HD
Belt - Fan & A.C.	303315134	▲9400HD
Hose - Upper		●26511
Hose - Lower		●26520
140		
Cummins 6-Cyl. 359 Diesel		
1989-1987		
Belt - Fan & Alt.	3903099	▲K080620HD
Belt - Fan To A.C.		▲9400HD
Hose - Lower; (2 1/4" I.D.)		⊗24936
145 Workhorse		
Cummins 6-Cyl. 359 Diesel		
1992-1990		
Belt - Fan & Alt.	3911559	▲K080620HD
Belt - Fan To A.C.	303315134	▲9400HD
160		
Cummins 6-Cyl. 505 Diesel		
1989-1987		
Belt - Fan & Alt.; W/66 5/8" Belt O.C.	3911578	▲K080660HD
Belt - Fan & Alt.; W/67 5/8" Belt O.C.	3911567	▲K080670HD
Belt - Fan & Alt.; W/68 1/8" Belt O.C.	3911579	▲K080675HD
Belt - Fan & Alt.; W/69 1/4" Belt O.C.	3911580	▲K080685HD
Belt - A.C.; W/40 3/8" Belt O.C.	303315134	▲9400HD
Hose - Upper		⊗20731
Hose - Lower - Eng. To Pipe		⊗21473
Hose - Lower - Pipe To Rad.		●26507
170 Workhorse		
Cummins 6-Cyl. 505 Diesel		
1992-1990		
Belt - Fan & Alt.; W/66 5/8" Belt O.C.	3911578	▲K080660HD
Belt - Fan & Alt.; W/67 5/8" Belt O.C.	3911567	▲K080670HD
Belt - Fan & Alt.; W/68 1/8" Belt O.C.	3911579	▲K080675HD
Belt - A.C.; W/40 3/8" Belt O.C.	303315134	▲9400HD
Hose - Upper		⊗20731
Hose - Lower - Eng. To Pipe		21901
Hose - Lower - Pipe To Rad.		●26507
185		
Cummins 6-Cyl. 505 Diesel		
1989-1987		
Belt - Fan & Alt.; W/66 5/8" Belt O.C.	3911578	▲K080660HD
Belt - Fan & Alt.; W/67 5/8" Belt O.C.	3911567	▲K080670HD
Belt - Fan & Alt.; W/68 1/8" Belt O.C.	3911579	▲K080675HD
Belt - A.C.; W/40 3/8" Belt O.C.	303315134	▲9400HD
Hose - Upper		⊗20731
Hose - Lower - Eng. To Pipe		⊗21473
Hose - Lower - Pipe To Rad.		●26507
195 Workhorse		
Cummins 6-Cyl. 505 Diesel		
1992-1990		
Belt - Fan & Alt.; W/66 5/8" Belt O.C.	3911578	▲K080660HD
Belt - Fan & Alt.; W/67 5/8" Belt O.C.	3911567	▲K080670HD
Belt - Fan & Alt.; W/68 1/8" Belt O.C.	3911579	▲K080675HD
Belt - A.C.; W/40 3/8" Belt O.C.	303315134	▲9400HD
Hose - Upper		⊗20731
Hose - Lower - Eng. To Pipe		21901
Hose - Lower - Pipe To Rad.		●26507
1355		
Fiat 4-Cyl. 190 Diesel		
1971-1969		
Belt - Fan & Alt.		②▲9580HD

Application	Mfr. No.	Part No.
WHITE - Continued		
1355 - Continued		
Fiat 4-Cyl. 190 Diesel - Continued		
1971-1969 - Continued		
Belt - A.C.		③▲9580HD
Hose - Upper		●26612
Hose - Lower; (2 3/4" I.D.)		24244
Hose - By Pass; (2" I.D.)		24232
1555		
Oliver 6-Cyl. 232		
1975-1969		
Belt - Fan & Alt.	162123A	7445
Belt - P.S.	157176AA	7290
Belt - A.C.	167897A	7480
Hose - Lower - Eng. To Pipe		⊗20520
Hose - Lower - Pipe To Rad.; (2 1/8" I.D.)		24234
Oliver 6-Cyl. 232 Diesel		
1975-1969		
Belt - Fan & Alt.	158679A	7450
Belt - P.S.	157177AA	7375
Belt - A.C.	167897A	7480
Hose - Lower; (1 3/4" I.D.)		24228
1655		
Oliver 6-Cyl. 265		
1975-1969		
Belt - Fan & Alt.	158679A	7450
Belt - P.S.	157176AA	7290
Belt - A.C.	167897A	7480
Hose - Upper		⊗20611
Hose - Lower - Eng. To Pipe; (1 3/4" I.D.)		or ●26508
Hose - Lower - Pipe To Rad.		24228
		⊗20520
Oliver 6-Cyl. 283 Diesel		
1975-1969		
Belt - Fan & Alt.; W/Single Belt	157680A	7460
Belt - Fan & Alt.; W/Dual Belts; W/46 1/8" Belt O.C.	162071A	②7460
Belt - Fan & Alt.; W/Dual Belts; W/47 1/4" Belt O.C.		②▲9470HD
Belt - P.S.	157177A	7375
Belt - A.C.	167897A	7480
Hose - Upper		⊗20611
Hose - Lower - Eng. To Pipe; (1 3/4" I.D.)		or ●26508
Hose - Lower - Pipe To Rad.		24228
		⊗20520
1755		
Oliver 6-Cyl. 283		
1975-1970		
Belt - Fan & Alt.	162071A	②7460
Belt - P.S.	157176A	7290
Belt - A.C.	167897A	7480
Hose - Upper; W/Row Crop Style		●26509
Hose - Upper; W/Wheatland Style		●26508
Hose - Lower - Eng. To Pipe; (2 1/8" I.D.)		24234
Hose - Lower - Pipe To Rad.; (2 1/8" I.D.)		24234
Oliver 6-Cyl. 310 Diesel		
1975-1970		
Belt - Fan & Alt.	162071A	②7460
Belt - P.S.; W/A.C.	103926A	7250
Belt - P.S.; W/O A.C.	168052A	7417
Belt - A.C.	167897A	7480
Hose - Upper; W/Row Crop, Wheatland Style		●26508
Hose - Lower - Eng. To Pipe; (2 1/8" I.D.)		24234
Hose - Lower - Pipe To Rad.; (2 1/8" I.D.)		24234
1855		
Oliver 6-Cyl. 310		
1975-1969		
Belt - Fan & Alt.	162071A	②7460

▲ Standard Belt May Also Be Available.
 ⊗ Use Wire Inserted Green Stripe® Coolant Hose.
 ② Two Required.

● Vulco-Flex® Coolant Hose.
 ⊗ Cut to Fit.
 ③ Three Required.

Belts and Coolant Hose for Tractors Alphabetical

Application	Mfr. No.	Part No.	Application	Mfr. No.	Part No.
WHITE - Continued			WHITE - Continued		
1855 - Continued			6175; 6195 - Continued		
Oliver 6-Cyl. 310 - Continued			Cummins 6-Cyl. 505 Diesel - Continued		
1975-1969 - Continued			1999-1993 - Continued		
Belt - P.S.	157176AA	7290	Hose - Upper		●26524
Belt - A.C.	167897A	7480	Hose - Lower - Eng. To Pipe		21901
Hose - Upper; W/Row Crop Style		●26509	FB21		
Hose - Upper; W/Wheatland Style		●26508	Iseki 3-Cyl. 71 Diesel		
Hose - Lower - Eng. To Pipe; (2 1/8" I.D.)		24234	1988-1986		
Hose - Lower - Pipe To Rad.; (2 1/8" I.D.)		24234	Belt - Fan & Alt.		7375
Oliver 6-Cyl. 310 Diesel			Hose - Upper		☞21942
1975-1969			Hose - Lower		☞21942
Belt - Fan & Alt.	162071A	☉7460	FB31		
Belt - P.S.; W/A.C.	103926A	7250	Iseki 3-Cyl. 91 Diesel		
Belt - P.S.; W/O A.C.	168052A	7417	1988-1986		
Belt - A.C.	167897A	7480	Belt - Fan & Alt.	5136710400	▲9400HD
Hose - Upper; W/Row Crop Style		●26509	Hose - Upper		●25251
Hose - Upper; W/Wheatland Style		●26508	FB37		
Hose - Lower - Eng. To Pipe; (2 1/8" I.D.)		24234	Iseki 4-Cyl. 111 Diesel		
Hose - Lower - Pipe To Rad.; (2 1/8" I.D.)		24234	1988-1986		
1955			Belt - Fan & Alt.		▲9420HD
Waukesha 6-Cyl. 310 Diesel			Hose - Upper		●25251
1974-1969			WOODS & COPELAND		
Belt - Fan & Alt.	157680A	☉7460	320C		
Belt - P.S.; W/A.C.	103926A	7250	Cummins V-8 903 Diesel		
Belt - P.S.; W/O A.C.	168052A	7417	1983-1980		
Belt - A.C.	167897A	7480	Belt - Fan & Alt.	178653	6926
Hose - Upper; W/Row Crop Style		●26509	Belt - Fan & W.P.	202046	③▲9580HD
Hose - Upper; W/Wheatland Style		●26508	Belt - Fan To A.C.	178386	▲9476HD
Hose - Lower - Eng. To Pipe; (2 1/8" I.D.)		24234	Hose - Upper		②●26525
Hose - Lower - Pipe To Rad.; (2 1/8" I.D.)		24234	Hose - Lower; (2 3/4" I.D.)		24244
6065			YANMAR		
SLH 4-Cyl. 244 Diesel			YM135		
2001-1992			Yanmar 2-Cyl. 38 Diesel		
Hose - Upper		●25478	1979-1976		
Hose - Lower - Pipe To Rad.; (1 1/4" I.D.)		24220	Belt - Fan		7290
Hose - By Pass; (3/4" I.D.)		28442	Hose - Lower		☞21171
6085			YM140		
SLH 4-Cyl. 244 Diesel			Yanmar 2-Cyl. 39 Diesel		
1997-1992			1992-1984		
Hose - Lower - Pipe To Rad.; (1 1/4" I.D.)		24220	Belt - Fan & Alt.	121522	▲9360HD
Hose - By Pass; (3/4" I.D.)		28442	YM146		
6090			Yanmar 2-Cyl. 39 Diesel		
SLH 4-Cyl. 244 Diesel			1993-1983		
2000-1995			Belt - Fan & Alt.		▲9341HD
Hose - Lower - Eng. To Pipe; (1 3/8" I.D.)		24222	Hose - Upper; (1 1/2" I.D.)		24224
6105			Hose - Lower		☞20661
SLH 6-Cyl. 366 Diesel					or ●25251
1997-1992			YM147		
Hose - Upper		●26507	Yanmar 2-Cyl. 39 Diesel		
Hose - Lower - Eng. To Pipe; (3" I.D.)		24448	1992-1984		
Hose - Lower - Pipe To Rad.; (3 1/2" I.D.)		24456	Belt - Fan & Alt.	121522	▲9360HD
6125			YM155		
Cummins 6-Cyl. 359 Diesel			Yanmar 2-Cyl. 40 Diesel		
1997-1993			1979-1976		
Serpentine Belt	3911559	▲K080620HD	Belt - Fan		7290
Belt - Fan To A.C.		▲9470HD	WHITE - Continued		
Hose - Upper		●26524	1855 - Continued		
Hose - Lower - Eng. To Pipe		21901	Oliver 6-Cyl. 310 - Continued		
6175; 6195			1975-1969 - Continued		
Cummins 6-Cyl. 505 Diesel			1999-1993 - Continued		
1999-1993			1999-1993 - Continued		
Serpentine Belt	3911559	▲K080620HD	Hose - Upper		●26524
Belt - Fan To A.C.		▲9470HD	Hose - Lower - Eng. To Pipe		21901

Agricultural Equipment

● Vulco-Flex® Coolant Hose.
 ▲ Standard Belt May Also Be Available.
 ③ Three Required.

☉ Two Required.
 ☞ Cut to Fit.

Belts and Coolant Hose for Tractors Alphabetical

Application	Mfr. No.	Part No.
YANMAR - Continued		
YM165		
Yanmar 2-Cyl. 40 Diesel		
1986-1980		
Belt - Fan	12406442290	▲9290HD
YM169		
Yanmar 3-Cyl. 54 Diesel		
1989-1986		
Belt - Fan & Alt.	124064	▲9290HD
YM180		
Yanmar 3-Cyl. 54 Diesel		
1992-1983		
Belt - Fan & Alt.	121023	▲9335HD
YM186		
Yanmar 3-Cyl. 54 Diesel		
1986-1980		
Belt - Fan & Alt.	12102342290	▲9335HD
Hose - Upper		✂21029
Hose - Lower		✂20774
		or ●25251
YM187		
Yanmar 3-Cyl. 54 Diesel		
1989-1986		
Belt - Eng. To Deck	3316808	6732
Belt - Fan & Alt.; W/33 1/2" Belt O.C.	121023	▲9335HD
Belt - Fan & Alt.; W/35" Belt O.C.		▲9350HD
YM195		
Yanmar 2-Cyl. 61 Diesel		
1980-1977		
Belt - Fan & Alt.		▲9380HD
Belt - W.P.	124240	▲9390HD
YM220		
Yanmar 3-Cyl. 69 Diesel		
1993-1982		
Belt - Fan & Alt.	12102342290	▲9335HD
Hose - Upper		✂21029
Hose - Lower		✂20774
		or ●25251
YM226		
Yanmar 3-Cyl. 69 Diesel		
1993-1981		
Belt - Fan & Alt.	12102342290	▲9335HD
Hose - Upper		✂21029
Hose - Lower		✂20774
		or ●25251
YM240		
Yanmar 2-Cyl. 70 Diesel		
1981-1977		
Belt - Fan & Alt.		▲9380HD
Belt - W.P.	124240	▲9390HD
YM330		
Yanmar 3-Cyl. 91 Diesel		
1991-1978		
Belt - Fan & Alt.	124756	▲9380HD
Belt - W.P.	124240	▲9390HD
YM336		
Yanmar 3-Cyl. 91 Diesel		
1993-1980		
Belt - Fan & Alt.		▲9412HD
Hose - Upper		✂21029

Application	Mfr. No.	Part No.
YANMAR - Continued		
YM336 - Continued		
Yanmar 3-Cyl. 91 Diesel - Continued		
1993-1980 - Continued		
Hose - Lower		✂20774
		or ●25251
ZETOR		
3320		
Zetor 5201 Diesel		
2001-1993		
Belt - Fan & Alt.		AX44
3340		
Zetor 5201 Diesel		
2001-1993		
Belt - Fan & Alt.		AX44
Hose - Upper - Eng. To Thermostat; (1 1/4" I.D.)		24220
Hose - Upper - Thermostat To Intake Manifold; (1 5/8" I.D.)		24226
Hose - Upper - Thermostat To Rad.; (1 1/2" I.D.)		24224
3520		
Zetor 3-Cyl. 143 Diesel		
1996-1992		
Hose - Upper - Eng. To Thermostat; (1 3/8" I.D.)		24222
Hose - Upper - Thermostat To Intake Manifold		✂21528
Hose - Upper - Thermostat To Rad.; (1 1/2" I.D.)		24224
4340		
Zetor 4-Cyl. 239 Diesel		
2004-1994		
Hose - Upper - Eng. To Thermostat; (1 1/4" I.D.)		24220
Hose - Upper - Thermostat To Intake Manifold; (1 5/8" I.D.)		24226
Hose - Upper - Thermostat To Rad.; (1 1/2" I.D.)		24224
5211; 5245		
Zetor 5201 Diesel		
1992-1985		
Belt - Fan & Alt.		TR22474
Hose - Upper - Eng. To Thermostat; (1 3/8" I.D.)		24222
Hose - Upper - Intake Manifold To Thermostat; (1 1/2" I.D.)		24224
Hose - Upper - Thermostat To Rad.; (1 1/2" I.D.)		24224
6211		
Zetor 6201 Diesel		
1992-1986		
Belt - Fan & Alt.		TR22474
Hose - Upper - Eng. To Thermostat; (1 3/8" I.D.)		24222
Hose - Upper - Intake Manifold To Thermostat; (1 1/2" I.D.)		24224
Hose - Upper - Thermostat To Rad.; (1 1/2" I.D.)		24224
6245		
Zetor 6201 Diesel		
1992-1985		
Belt - Fan & Alt.		TR22474
Hose - Upper - Eng. To Thermostat; (1 3/8" I.D.)		24222
Hose - Upper - Intake Manifold To Thermostat; (1 1/2" I.D.)		24224
Hose - Upper - Thermostat To Rad.; (1 1/2" I.D.)		24224
6340		
Zetor 4-Cyl. 239 Diesel		
2001-1994		
Hose - Upper - Eng. To Thermostat; (1 1/4" I.D.)		24220
Hose - Upper - Thermostat To Intake Manifold; (1 5/8" I.D.)		24226
Hose - Upper - Thermostat To Rad.; (1 1/2" I.D.)		24224
7211; 7245		
Zetor 4-Cyl. 219 Diesel		
1989-1985		
Belt - Fan & Alt.		TR22474

▲ Standard Belt May Also Be Available.
● Vulco-Flex® Coolant Hose.

✂ Cut to Fit.

Belts and Coolant Hose for Tractors Alphabetical

Application	Mfr. No.	Part No.	Application	Mfr. No.	Part No.
ZETOR - Continued			ZETOR - Continued		
7211; 7245 - Continued			12145		
Zetor 4-Cyl. 219 Diesel - Continued			Zetor 6-Cyl. 418 Diesel		
1989-1985 - Continued			1992-1983		
Hose - Upper - Eng. To Thermostat; (1 3/8" I.D.)		24222	Belt - Fan & Alt.		②7485
Hose - Upper - Intake Manifold To Thermostat; (1 1/2" I.D.)		24224	Belt - A.C.; W/44" Belt O.C.		②♣9435HD
Hose - Upper - Thermostat To Rad.; (1 1/2" I.D.)		24224	Belt - A.C.; W/47 3/8" Belt O.C.		♣9470HD
7320			16145		
Zetor 4-Cyl. 239 Diesel			Zetor 6-Cyl. 418 Diesel		
2004-1993			1990-1985		
Belt - Fan & Alt.		AX44	Belt - Fan & Alt.		②7485
7321			Belt - A.C.; W/44" Belt O.C.		
Zetor 4-Cyl. 239 Diesel			Belt - A.C.; W/47 3/8" Belt O.C.		
2005-1997					
Belt - Fan & Alt.		②AX42			
7340					
Zetor 4-Cyl. 239 Diesel					
2004-1993					
Belt - Fan & Alt.		AX44			
7341					
Zetor 4-Cyl. 239 Diesel					
2005-1997					
Belt - Fan & Alt.		②AX42			
7711					
Zetor 4-Cyl. 239 Diesel					
1992-1986					
Belt - Fan & Alt.		TR22474			
Hose - Upper - Eng. To Thermostat; (1 3/8" I.D.)		24222			
Hose - Upper - Intake Manifold To Thermostat; (1 1/2" I.D.)		24224			
Hose - Upper - Thermostat To Rad.; (1 1/2" I.D.)		24224			
7745					
Zetor 4-Cyl. 239 Diesel					
1996-1988					
Belt - Fan & Alt.		TR22474			
Hose - Upper - Eng. To Thermostat; (1 3/8" I.D.)		24222			
Hose - Upper - Intake Manifold To Thermostat; (1 1/2" I.D.)		24224			
Hose - Upper - Thermostat To Rad.; (1 1/2" I.D.)		24224			
8111; 8145					
Zetor 4-Cyl. 278 Diesel					
1991-1985					
Belt - Fan & Alt.		②7480			
9520; 9540					
Zetor 4-Cyl. 254 Diesel					
1996-1991					
Hose - Upper		♣20957			
		or ●26603			
Hose - Lower - Pipe To Rad.; (1 1/2" I.D.)		24224			
10111; 10145					
Zetor 4-Cyl. 278 Diesel					
1991-1985					
Belt - Fan & Alt.		②7485			
Belt - A.C.; W/44" Belt O.C.		②♣9435HD			
Belt - A.C.; W/47 3/8" Belt O.C.		♣9470HD			
12111					
Zetor 6-Cyl. 418 Diesel					
1994-1985					
Belt - Fan & Alt.		②7485			
Belt - A.C.; W/44" Belt O.C.		②♣9435HD			
Belt - A.C.; W/47 3/8" Belt O.C.		♣9470HD			

② Two Required.
 ● Vulco-Flex® Coolant Hose.

♣ Cut to Fit.
 ♣ Standard Belt May Also Be Available.

Belts and Coolant Hose for Windrowers Alphabetical

Order Belts and Hose by Our Number. Manufacturers' Part Number is shown for reference only.

Application	Mfr. No.	Part No.	Application	Mfr. No.	Part No.
CASE			HESSTON - Continued		
955			500		
Case 4-Cyl. 159			Ford 4-Cyl. 172		
1972			1967-1963		
Belt - Fan & Alt.	C7ZZ8620F	▲9630HD	Belt - Fan & Gen.	C6TZ8620B	▲9420HD
1075SP			Hose - Upper; (1 1/4" I.D.)		24220
Chrysler 6-Cyl. 170			Hose - Lower		20065
1973-1972			520		
Belt - Fan & Alt.	1632586	②7417	Chrysler 6-Cyl. 170		
Belt - Gov.	3814009	7450	1974-1973		
Hose - Upper		≈21794	Belt - Fan & Alt.		7417
		or ●25480	Belt - Hyd. Pump		7455
Hose - Lower		●25808	Hose - Upper		≈21794
1155					or ●25480
Case 4-Cyl. 159			Hose - Lower		●25808
1972			600		
Belt - Fan & Alt.		▲9480HD	Ford 4-Cyl. 172		
Hose - Lower		●26501	1969-1967		
Case 4-Cyl. 188 Diesel			Belt - Fan & Gen.		▲9415HD
1972			Hose - Upper; (1 1/4" I.D.)		24220
Belt - Fan & Alt.		▲9480HD	Hose - Lower		≈21794
Hose - Lower		●26501			or ●25480
1275			620		
Chrysler 6-Cyl. 225			Chrysler 6-Cyl. 225		
1973-1972			1973-1970		
Belt - Fan & Alt.		7417	Belt - Fan & Alt.	1532508	7417
Belt - Gov.		7470	Belt - A.C.	855528	▲9510HD
Hose - Upper		≈21794	Belt - Hyd. Pump	2407321	7470
		or ●25476	Hose - Upper		≈21794
Hose - Lower		≈21794			or ●25480
		or ●25480	Hose - Lower		≈21660
CASE IH			6200		
8830			Perkins		
Case 4-Cyl. 390			1979-1976		
1995-1987			Belt - Fan & Alt.	2951919	7417
Belt - A.C.	700708217	▲9465HD	Hose - Upper		≈21794
Hose - Upper		●26611			or ●25474
8840			Hose - Lower		●25808
Case 4-Cyl. 239 Diesel			6400		
1998-1987			Perkins 4-Cyl. 236 Diesel		
Belt - Fan	J911578	▲K080660HD	1979-1975		
Belt - A.C.	700709214	▲9440HD	Belt - Fan & Alt.; W/41 5/8" Belt O.C.	2951919	7417
Hose - Upper; Strt. Hose(1 3/4" I.D.)		②24228	Belt - Fan & Alt.; W/43 1/8" Belt O.C.		7430
Hose - Lower; Molded Hose		●26515	Belt - Fan & Alt.; W/51 3/8" Belt O.C.	855528	▲9510HD
8850HP			Belt - A.C.	855528	▲9510HD
Case 6T590 Diesel			Belt - Gov.	2951893	7470
1998-1995			Hose - Upper		≈20416
Hose - Upper		●26512			or ●25473
Hose - Lower		●26522	Hose - Lower		●25808
HESSTON			6450		
420			Chrysler 6-Cyl. 225		
Chrysler 6-Cyl. 170			1988-1980		
1976-1970			Belt - Fan & Alt.	955510	7410
Belt - Fan & Alt.		7417	Belt - Gov.	857029	7470
Belt - Hyd. Pump		7455	6550		
Hose - Upper		≈21794	Chrysler 6-Cyl. 225		
		or ●25480	1988-1980		
Hose - Lower		●25808	Belt - Fan & Alt.	856518	▲9525HD
6550			Belt - Hyd. Pump	856591	▲9570HD
Chrysler 6-Cyl. 225			Perkins 4-Cyl. 236 Diesel		
1988-1980			1988-1980		
Belt - Fan & Alt.		856518	Belt - Fan & Alt.		
Belt - Hyd. Pump		856591	▲9510HD		
1988-1980			Belt - Fan & Alt.		
▲9525HD			▲9510HD		

▲ Standard Belt May Also Be Available.
 ≈ Cut to Fit.

② Two Required.
 ● Vulco-Flex® Coolant Hose.

Belts and Coolant Hose for Windrowers Alphabetical

Application	Mfr. No.	Part No.	Application	Mfr. No.	Part No.
HESSTON - Continued			INTERNATIONAL HARVESTER - Continued		
6550 - Continued			201		
Perkins 4-Cyl. 236 Diesel - Continued			IH BD144C		
1988-1980 - Continued			1969-1962		
Belt - A.C.		▲9570HD	Belt - Fan 3040315R2		TR22363
Hose - Upper		②21379	Belt - Gen. 704449R1		▲9309HD
		or ●26511			
6555			IH C135		
Perkins 4-Cyl. 236 Diesel			1969		
1988-1986			Belt - Fan & Gen. 367697R1		
Belt - Fan & Alt.		▲9510HD			7417
Belt - A.C.		▲9570HD			
Hose - Upper		②20046			
		or ●26502			
6600			210		
Chrysler 6-Cyl. 225			IH C153		
1978-1975			1977-1972		
Belt - Fan & Alt. 3671074		7525	Belt - Fan & Gen. 352095C1		▲9510HD
Belt - W.P. 3671259		7390	Hose - Upper		●26514
Belt - Gov. 2951893		7470			
Hose - Upper		●25482			
Hose - Lower		●25527			
Perkins 4-Cyl. 236 Diesel			IH C175		
1978-1975			1977-1972		
Belt - Fan & Alt. 855528		▲9510HD	Belt - Fan & Gen. 352095C1		▲9510HD
Hose - Upper		②20046	Hose - Upper		●26514
		or ●26502			
Hose - Lower		●25482			
6650			230		
Perkins 4-Cyl. 236 Diesel			IH C153		
1988-1980			1979-1976		
Belt - Fan & Alt.		▲9510HD	Belt - Fan & Gen. 352095C1		▲9510HD
Belt - A.C.		▲9570HD			
Hose - Upper		②20611			
8200			IH C175		
Cummins 4-Cyl. 3.9 L Diesel			1976-1972		
1998-1987			Belt - Fan & Gen. 352095C1		
Belt - Fan, Alt. & Idler 700708233		▲K080537HD	Belt - Knife Drive 558141R1		▲9510HD
Belt - Fan To A.C.		▲9465HD	Hose - Upper		C101
Hose - Upper		●26511			●26515
8400			IH C175		
Cummins 4-Cyl. 3.9 L Diesel			1976-1972		
1997-1987			Belt - Fan & Gen. 352095C1		
Serpentine Belt 700708547		K080655	Belt - Knife Drive 558141R1		▲9510HD
Belt - Fan To A.C.		▲9455HD	Hose - Upper		C101
Hose - Upper; (1 3/4" I.D.)		②24228			●26515
Hose - Lower		●26515			
INTERNATIONAL HARVESTER			IH C232		
161; 163			1976-1972		
IH C123			Belt - Fan & Alt. 306219C2		
1956-1936			Belt - Fan & Gen. 352095C1		
Belt - Fan 271667R1		TR24315	Belt - Knife Drive 558141R1		▲9510HD
Belt - Fan & W.P. 273889R1		TR26341	Hose - Upper		C101
Belt - Gen. 49291D		9260			②21794
Hose - Upper; (2" I.D.)		24232			or ●25477
Hose - Lower; (2" I.D.)		24232			
IH C135			IH D206 Diesel		
1956-1936			1976-1972		
Belt - Fan & Gen. 367697R1		7417	Belt - Fan & Alt. 676835R1		▲9520HD
Hose - Upper; (2" I.D.)		24232	Belt - Fan & Gen. 352095C1		▲9510HD
Hose - Lower; (2" I.D.)		24232	Belt - Knife Drive 558141R1		C101
			Hose - Upper		●25473
			Hose - By Pass		②20573
INTERNATIONAL HARVESTER - Continued			4000		
1985-1978			IH 6-Cyl. 258		
Belt - Fan & Alt.; Ser. No. 6004 & Before 403348R1		▲9463HD	1985-1978		
Belt - Fan & Alt.; Ser. No. 6005 & After 826761C1		▲9390HD	Belt - Fan & Alt.; Ser. No. 6004 & Before 403348R1		
Belt - A.C. 488082R2		▲9520HD	Belt - Fan & Alt.; Ser. No. 6005 & After 826761C1		
			Belt - A.C. 488082R2		

▲ Standard Belt May Also Be Available.
● Vulco-Flex® Coolant Hose.

② Cut to Fit.
② Two Required.

Belts and Coolant Hose for Windrowers Alphabetical

Application	Mfr. No.	Part No.
INTERNATIONAL HARVESTER - Continued		
4000 - Continued		
IH 6-Cyl. 258 - Continued		
1985-1978 - Continued		
Belt - Gov.	829627C1	7541
Hose - Upper		⊗21794
	or	●25477
Hose - Lower		●26504
5000		
IH 4-Cyl. 239 Diesel		
1985-1978		
Belt - Fan & Alt.	280210C2	▲9540HD
Belt - A.C.; W/46 3/8" Belt O.C.	829921C1	▲9463HD
Belt - A.C.; W/54 5/8" Belt O.C.	829920C1	▲9540HD
5500		
IH 4-Cyl. 239 Diesel		
1979-1978		
Belt - Fan & Alt.	280210C2	▲9540HD
Belt - A.C.; W/46 3/8" Belt O.C.	829921C1	▲9463HD
Belt - A.C.; W/54 5/8" Belt O.C.	829920C1	▲9540HD
JOHN DEERE		
215		
John Deere 4-Cyl.		
1964-1961		
Belt - Fan & Gen.	T12042T	7410
Hose - Upper		●25472
Hose - Lower		●25476
800SP		
Chrysler 6-Cyl. 225		
1980-1972		
Belt - Fan & Alt.	E50973	▲9435HD
Belt - Gov.	E57428	7465
Hose - Upper		●25473
830SP		
Chrysler 6-Cyl. 225		
1980-1972		
Belt - Fan & Alt.	E50973	▲9435HD
Belt - Gov.	E57428	7465
Hose - Upper		●25476
Hose - Lower		●25484
880		
John Deere 51EA		
1970		
Belt - Fan & Alt.	T20334	TR22474
Hose - Upper		⊗21794
	or	●25480
Hose - Lower		●26509
Hose - By Pass; (1/2" I.D.)		28439
2250SP		
Chrysler 6-Cyl. 225		
1978-1973		
Belt - Fan & Alt.	H63772	▲9540HD
Belt - W.P.; W/A.C.	E53936	▲9690HD
Belt - W.P.; W/O A.C.	E52878	7390
Belt - Gov.	E57428	7465
2270SP		
John Deere 4-Cyl. 219		
1978-1973		
Belt - Fan & Alt.	T20334T	TR24476
Belt - A.C.	E50973	▲9435HD
Hose - By Pass		⊗20338

Application	Mfr. No.	Part No.
JOHN DEERE - Continued		
2280SP		
John Deere 4-Cyl. 219		
1985-1978		
Belt - Fan & Alt.	T20334T	TR24476
Belt - A.C.	E50973	▲9435HD
Hose - By Pass		⊗20338
2320SP		
Chrysler 6-Cyl. 225		
1985-1980		
Belt - Fan	E50973	▲9435HD
Belt - Gov.	E57428	7465
Belt - Platform J.S. Drive	E56262	3/A55
2360		
Chrysler 6-Cyl. 225		
1995-1986		
Belt - Gov.	E57428	7465
John Deere 4-Cyl. 219 Diesel		
1995-1986		
Belt - Fan & Alt.	T25130	TR22495
2420		
John Deere 4-Cyl. 219 Diesel		
1985-1980		
Belt - Fan & Alt.		TR22495
Belt - A.C.	E50973	▲9435HD
Belt - Platform J.S. Drive	E56262	3/A55
Hose - Upper		⊗20065
Hose - By Pass; (5/8" I.D.)		②28441
3430SP		
John Deere 4-Cyl. 239 Diesel		
1996-1992		
Belt - Fan & Alt.		TR22534
Belt - A.C.		▲9463HD
Belt - Platform J.S. Drive	E56262	3/A55
Hose - Upper		⊗21794
	or	●25474
1991		
Belt - Fan & Alt.		TR22534
Belt - A.C.		▲9463HD
Hose - Upper		⊗21794
	or	●25474
1990-1985		
Belt - Fan & Alt.		TR22534
Belt - A.C.		▲9463HD
Belt - Platform J.S. Drive	E56262	3/A55
Hose - Upper		⊗21794
	or	●25474
3830SP		
John Deere 4-Cyl. 239 Diesel		
1996-1985		
Belt - Fan & Alt.	E75596	TR22553
Belt - A.C.	N117674	▲9463HD
Hose - Upper		●25484
Hose - By Pass; (5/8" I.D.)		28441
MACDON		
7000		
Chrysler 6-Cyl. 225		
1993-1985		
Belt - Fan & Alt.	K240071	7590
Belt - A.C.	K240341	7483
Belt - Gov.	K243341	7460

⊗ Cut to Fit.
 ▲ Standard Belt May Also Be Available.

● Vulco-Flex® Coolant Hose.
 ② Two Required.

Belts and Coolant Hose for Windrowers Alphabetical

Application	Mfr. No.	Part No.	Application	Mfr. No.	Part No.
MACDON - Continued			MASSEY FERGUSON - Continued		
9000			885 - Continued		
Cummins 4-Cyl. 3.9 L Diesel			Perkins 4-Cyl. 203 Diesel		
1995-1994			1991-1983		
Belt - Fan & Alt.		▲K080560HD	Belt - Fan & Alt.	1056522M1	▲9510HD
Belt - A.C.; W/48 5/8" Belt O.C.		▲9480HD	Hose - Upper; (1 3/4" I.D.)		24228
Belt - A.C.; W/41 1/2" Belt O.C.		▲9412HD	NEW HOLLAND		
Hose - Lower		●26611	905		
9200			Continental Y112		
Cummins 4-Cyl. 3.9 L Diesel			1963		
1999-1996			Belt - Fan		TR22358
Belt - Fan & Alt.		▲K080560HD	Belt - Hyd. Pump		TR22534
9352			Hose - Upper; (1 3/4" I.D.)		24228
Cummins 4-Cyl. 3.9 L Diesel			Hose - Lower; (1 3/4" I.D.)		24228
2006-2001			Ford 4-Cyl. 172		
Belt - A.C.	21964	▲9412HD	1963		
MASSEY FERGUSON			Belt - Fan & Gen.		▲9415HD
34SP			Hose - Upper; (1 1/4" I.D.)		24220
Continental			Hose - Lower		20065
1980-1975					or ●25473
Belt - Fan & Gen.	223336M2	▲9447HD	Ford 4-Cyl. 172 Diesel		
36SP			1963		
Chevrolet 6-Cyl. 292			Belt - Fan & Gen.		▲9415HD
1982-1976			Hose - Upper; (1 1/4" I.D.)		24220
Belt - Fan & Alt.	833960M1	7400	Hose - Lower		20065
Belt - Gov.	238891M1	7555			or ●25473
Chrysler 6-Cyl. 225			Ford 4-Cyl. 200		
1982-1976			1963		
Belt - Fan & Alt.	834063M1	7560	Belt - Fan & Gen.		▲9415HD
Belt - Gov.	235199M1	7450	Hose - Upper; (1 1/4" I.D.)		24220
Hose - Upper		≈20168	Hose - Lower		20065
		or ●25473			or ●25473
Hose - Lower		●25482	Ford 4-Cyl. 256		
44			1963		
Continental			Belt - Fan & Gen.		▲9415HD
1982-1976			Hose - Upper; (1 1/4" I.D.)		24220
Belt - Fan & Gen.	223336M2	▲9447HD	Hose - Lower		20065
655					or ●25473
Chrysler 6-Cyl. 225			910; 912		
1978-1974			Ford 4-Cyl. 256 Diesel		
Belt - Fan	1044074M1	7490	1977-1971		
Belt - Alt.		7417	Belt - Fan & Alt.		▲9540HD
Belt - Gov.	K17951	7500	Hose - Upper		●25528
Hose - Upper		20473	Hose - Lower		●26612
775			Ford 6-Cyl. 250		
Chrysler 6-Cyl. 225			1977-1971		
1984-1978			Belt - Fan	259346	▲9480HD
Belt - Fan	K194681	7417	Belt - W.P. & Alt.	259347	7417
Belt - Gov.	K179511	7490	Belt - A.C.	133929	▲9430HD
Hose - By Pass; (5/8" I.D.)		28441	Belt - Gov.	259348	7470
785			Hose - Upper		●26611
Chrysler 6-Cyl. 225			Hose - Lower		●25528
1986-1984			1100		
Hose - By Pass; (5/8" I.D.)		28441	Perkins 4-Cyl. 236 Diesel		
885			1991-1975		
Chrysler 6-Cyl. 225			Belt - Fan & Alt.	633337	②▲9525HD
1991-1983			Belt - A.C.	259346	▲9480HD
Belt - Alt.	1044087M1	7417	Belt - Draper Drive	219435	A50
Belt - Gov.	1056470M1	7460	Belt - Gov.	219349	7315
			Hose - Upper		≈20957
			1110		
			Ford 6-Cyl. 200		
			1983-1975		
			Belt - W.P. & Alt.		②7340
			Belt - Gov.	219349	7315

▲ Standard Belt May Also Be Available.
≈ Cut to Fit.

● Vulco-Flex® Coolant Hose.
② Two Required.

Belts and Coolant Hose for Windrowers Alphabetical

Application	Mfr. No.	Part No.
NEW HOLLAND - Continued		
1110 - Continued		
Ford 6-Cyl. 200 - Continued		
1983-1975 - Continued		
Hose - Upper		✂20957
Hose - Lower		●25480
1112		
Ford 6-Cyl. 250		
1979		
Belt - Fan	259346	▲9480HD
Belt - W.P. & Alt.	577982	7420
Belt - A.C.	133929	▲9430HD
Belt - Gov.	259348	7470
Belt - Auger & Reel Drive	9622032	C106
Hose - Upper		●26611
Hose - Lower		●25530
1978-1975		
Belt - Fan	259346	▲9480HD
Belt - W.P. & Alt.		7420
Belt - A.C.	133929	▲9430HD
Belt - Gov.	259348	7470
Belt - Auger & Reel Drive	9622032	C106
Hose - Upper		●26611
Hose - Lower		●25530
1114		
Ford 4-Cyl. 256 Diesel		
1981-1979		
Hose - Upper		●25532
Ford 6-Cyl. 250		
1981-1979		
Belt - Fan	259346	▲9480HD
Belt - W.P. & Alt.	577982	7420
Belt - A.C.	133929	▲9430HD
Belt - Gov.	259348	7470
Belt - Auger & Reel Drive	9622032	C106
Hose - Upper		●26611
Hose - Lower		●25530
1116		
Perkins 4-Cyl. 236 Diesel		
1987-1980		
Belt - Header	643307	2/B93
Belt - Alt.	708712	▲9545HD
1118		
Ford 4-Cyl. 256 Diesel		
1992		
Belt - A.C.		▲9490HD
Belt - Alt.	708712	②▲9545HD
Belt - Header	643307	2/B93
Belt - Reel Drive	9622032	C106
Hose - Upper		●25528
Hose - Lower		●26612
1991-1986		
Belt - Header	643307	2/B93
Belt - Alt.	708712	②▲9545HD
Belt - A.C.		▲9490HD
Hose - Upper		●25528
Hose - Lower		●26612
1495		
Ford 6-Cyl. 200		
1986-1975		
Belt - Fan & Alt.		②7340
Belt - Fan	219133	7320
Belt - W.P. & Gov.		7312
Belt - A.C.	572981	▲9430HD
Hose - Upper		●26505
Hose - Lower		●25482

Application	Mfr. No.	Part No.
NEW HOLLAND - Continued		
1499		
Ford 4-Cyl. 256 Diesel		
1992-1987		
Belt - Fan & Alt.		▲9550HD
Belt - A.C.		▲9435HD
Hose - Upper		●25477
2450; 2550		
Ford 4-Cyl. 304 Diesel		
1998-1992		
Hose - Upper		●25478
HW300; HW320		
Genesis 4-Cyl. 304 Diesel		
2004-1998		
Tensioner Assy.	87801689	38672
HW340		
Genesis 6-Cyl. 166 H.P. Diesel		
2004-1998		
Serpentine Belt	86529107	▲K080797HD
OWATONNA		
265		
Ford 6-Cyl. 3.3 L		
Belt - Fan & Alt.		▲9350HD
Belt - A.C.		▲9447HD
Belt - Gov.		7312
Hose - Upper - Eng. To Pipe		●26612
Hose - Lower - Eng. To Pipe		●26612
VERSATILE		
330		
Ford 4-Cyl. 122		
1984-1970		
Belt - Fan & Alt.		②7360
Belt - Fan & Gov.		▲9500HD
Cam. Belt		T013
Hose - Upper		●25476
Hose - Lower		●25487
440		
Ford 6-Cyl. 200		
1975-1972		
Belt - Fan & Alt.	C5DE8620C	7340
Belt - Gov.	C7ZZ8620F	7312
Hose - Upper		●25305
Hose - Lower		●25484

✂ Cut to Fit.
 ▲ Standard Belt May Also Be Available.

● Vulco-Flex® Coolant Hose.
 ② Two Required.

Straight Hose Size List

Emission DEF Tank Fill, Heater & Coolant Hose Numbers

Diesel Emissions Fluid Tank Fill Hose						
I.D./Length	6	25	50	100	250	300
Diesel Emissions Fluid Tank Fill Hose						
3/4		DEF750025				DEF750300
1		DEF100025				DEF100300
Heater Hose						
I.D./Length	6	25	50	100	250	300
Charter® Heater Hose						
1/2			28400		28403	
5/8			28401		28404	
3/4			28402		28405	
Safety Stripe® Heater Hose						
1/4			28407			
5/16			28408			
3/8	28489		28409			
1/2	28490		28410			
5/8	28491		28411		28417	
3/4	28492		28412		28418	
1		28420	28413			
Premium Heater Hose						
1/2			28430			
5/8			28431		28433	
3/4			28432		28434	
Silicone Heater Hose						
3/8		26239				
1/2		26240				
5/8		26241				
3/4		26242				
1		26244				
Green Stripe® Heavy-Duty Heater Hose						
1/2			28439			
5/8			28441			28447
3/4			28442			28448
7/8			28443			
1			28444			28449
1 1/4			28445			

Straight Hose Size List

Coolant Hose					
I.D./Length	3	I.D./Length	3	I.D./Length	3
Severe Service Silicone Coolant Hose					
1	28225	1 3/4	28228	2 1/2	28231
1 1/4	28226	2	28229	2 3/4	28232
1 1/2	28227	2 1/4	28230	3	28233
Vulco® Coolant Hose					
1/2	24008	1 5/8	24026	2 5/8	24042
3/4	24012	1 3/4	24028	2 3/4	24044
7/8	24014	1 7/8	24030	2 7/8	24046
1	24016	2	24032	3	24048
1 1/8	24018	2 1/8	24034	3 1/4	24052
1 1/4	24020	2 1/4	24036	3 1/2	24056
1 3/8	24022	2 3/8	24038	4	24064
1 1/2	24024	2 1/2	24040		
Silicone Coolant Hose					
1/2	24808	1 1/2	24824	3	24848
5/8	24810	1 5/8	24826	3 1/8	24850
3/4	24812	1 3/4	24828	3 1/4	24852
7/8	24814	2	24832	3 1/2	24856
1	24816	2 1/4	24836	3 3/4	24860
1 1/8	24818	2 3/8	24838	4	24864
1 1/4	24820	2 1/2	24840	4 1/2	24872
1 3/8	24822	2 3/4	24844		
Green Stripe® Heavy-Duty 2-Ply Coolant Hose					
3/4	24212	1 7/8	24230	3	24248
7/8	24214	2	24232	3 1/8	24250
1	24216	2 1/8	24234	3 1/4	24252
1 1/8	24218	2 1/4	24236	3 1/2	24256
1 1/4	24220	2 3/8	24238	3 3/4	24260
1 3/8	24222	2 1/2	24240	4	24264
1 1/2	24224	2 5/8	24242	4 1/2	24272
1 5/8	24226	2 3/4	24244		
1 3/4	24228	2 7/8	24246		
Green Stripe® Heavy-Duty 4-Ply Coolant Hose					
1 3/4	24428	2 1/2	24440	3 1/4	24452
1 7/8	24430	2 5/8	24442	3 1/2	24456
2	24432	2 3/4	24444	3 5/8	24458
2 1/8	24434	2 7/8	24446	3 3/4	24460
2 1/4	24436	3	24448	4	24464
2 3/8	24438	3 1/8	24450	5	24480
Wire-Inserted Green Stripe® Coolant Hose					
I.D./Length	5	10	I.D./Length	5	10
1	24916	28316	2 3/8	24938	
1 1/8	24918		2 1/2	24940	28340
1 1/4	24920	28320	2 5/8	24942	
1 3/8	24922		2 3/4	24944	28344
1 1/2	24924	28324	2 7/8	24946	
1 5/8	24926	28326	3	24948	28348
1 3/4	24928	28328	3 1/2	24956	28356
1 7/8	24930	28330	4	24964	
2	24932	28332	5	24980	
2 1/8	24934		6	24996	
2 1/4	24936	28336			

Showing Belts Numbers With Corresponding Nominal Outside Lengths, Top Widths and Belt Types

Belt No.	Length (in)	Length (mm)	Top Width (in)	Top Width (mm)	Type	Belt No.	Length (in)	Length (mm)	Top Width (in)	Top Width (mm)	Type
6400BR	86 1/2	2198	9/16	14	Wrapped	6500BR	40 3/4	1035	3/8	10	Wrapped
6401BR	89 3/4	2281	9/16	14	Wrapped	6501BR	74 1/2	1894	1/2	13	Wrapped
6402BR	74 3/4	1899	21/32	17	Wrapped	6502BR	67 3/4	1721	21/32	17	Wrapped
6405BR	44	1119	21/32	17	Wrapped	6503BR	86 1/2	2199	1/2	13	Wrapped
6406BR	60 3/4	1543	21/32	17	Wrapped	6506BR	81 1/4	2064	21/32	17	Wrapped
6407BR	91 1/8	2315	17/32	14	Wrapped	6508BR	80 3/4	2052	1/2	13	Wrapped
6408BR	78	1981	21/32	17	Wrapped	6509BR	40 1/2	1029	3/8	10	Wrapped
6409BR	122 1/4	3105	1/2	13	Double V	6510BR	54 3/4	1391	21/32	17	Wrapped
6411BR	30 1/2	777	3/8	10	Wrapped	6511BR	38 1/2	979	21/32	17	Wrapped
6412BR	84 7/8	2155	9/16	14	Wrapped	6513BR	80 1/4	2038	3/8	10	Wrapped
6413BR	32 1/2	825	5/16	8	Ind. 60° M Sect	6514BR	41 1/8	1045	21/32	17	Wrapped
6414BR	78 1/2	1995	1/2	13	Wrapped	6515BR	81 1/2	2071	19/32	15	Raw Edge
6415BR	82 1/2	2097	1/2	13	Wrapped	6517BR	35 1/2	903	1/2	13	Wrapped
6416BR	100 3/4	2559	21/32	17	Wrapped	6518BR	85 3/4	2179	1/2	13	Wrapped
6417BR	76 1/4	1937	1/2	13	Wrapped	6519BR	78 1/4	1988	1/2	13	Wrapped
6418BR	88 3/4	2255	9/16	14	Wrapped	6520BR	71 3/4	1822	21/32	17	Wrapped
6419BR	55 1/8	1400	7/8	22	Wrapped	6521BR	93 1/2	2375	17/32	14	Wrapped
6422BR	46 3/4	1188	1/2	13	Wrapped	6523BR	80 3/4	2052	1/2	13	Wrapped
6423BR	45 1/2	1156	21/32	16	Cogged	6524BR	91 1/2	2324	17/32	14	Wrapped
6424BR	74 1/2	1892	1/2	13	Wrapped	6525BR	71 3/4	1823	1/2	13	Wrapped
6425BR	41	1040	1/2	13	Wrapped	6527BR	67 7/8	1724	21/32	17	Wrapped
6426BR	33	841	3/8	10	Wrapped	6528BR	36 1/2	925	1/2	13	Raw Edge
6428BR	105 5/8	2682	1/2	13	Wrapped	6529BR	46	1168	1/2	13	Raw Edge
6429BR	44 5/8	1135	21/32	16	Cogged	6530BR	63	1600	1/2	13	Raw Edge
6431BR	89 5/8	2276	1/2	13	Wrapped	6532BR	87 3/8	2219	1/2	13	Wrapped
6432BR	95 1/2	2426	17/32	14	Wrapped	6533BR	98 3/8	2499	1/2	13	Wrapped
6433BR	36 1/2	925	3/8	10	Cogged	6534BR	24 3/4	630	3/8	9	Wrapped
6434BR	82 3/4	2101	17/32	14	Wrapped	6537BR	86 3/4	2204	21/32	17	Wrapped
6435BR	26 1/2	673	3/8	10	Cogged	6538BR	33 1/2	851	1 1/4	32	Banded
6436BR	56 1/2	1435	1 1/4	32	Banded	6539BR	43 1/8	1095	1 1/4	32	Banded
6438BR	97 1/2	2476	1/2	13	Wrapped	6540BR	22 3/4	578	1/2	13	Raw Edge
6439BR	47 1/2	1208	21/32	17	Wrapped	6543BR	58 1/2	1487	3/4	19	Ribbed
6440BR	52 1/4	1327	1 1/4	32	Banded	6544BR	24 1/4	616	1/2	13	Cogged
6441BR	44 7/8	1140	21/32	16	Cogged	6545BR	38 3/8	975	17/32	14	Wrapped
6442BR	50	1273	1 1/4	32	Banded	6546BR	24 3/4	627	1/2	13	Raw Edge
6444BR	83 5/8	2124	1/2	13	Wrapped	6547BR	52 3/8	1331	21/32	17	Cogged
6446BR	52 1/2	1334	11/16	17	Wrapped	6548BR	42 7/8	1089	21/32	17	Cogged
6447BR	52 7/8	1343	21/32	17	Wrapped	6549BR	46 1/8	1172	21/32	17	Cogged
6448BR	67 3/4	1721	1/2	13	Wrapped	6550BR	44 5/8	1133	21/32	17	Cogged
6449BR	55 1/2	1411	1/2	13	Wrapped	6551BR	82 3/8	2092	1/2	13	Wrapped
6451BR	62 1/2	1588	17/32	14	Wrapped	6552BR	52 1/4	1327	1/2	13	Raw Edge
6452BR	95 1/2	2427	1/2	13	Wrapped	6553BR	50 3/4	1288	1/2	13	Raw Edge
6453BR	30 3/4	782	1/2	13	Wrapped	6554BR	35 3/4	906	21/32	17	Wrapped
6454BR	82 1/4	2089	21/32	17	Wrapped	6555BR	78	1981	21/32	17	Wrapped
6455BR	70 3/8	1787	1/2	13	Double V	6556BR	41 1/2	1055	21/32	17	Wrapped
6456BR	107 1/2	2730	1/2	13	Double V	6557BR	38 1/4	983	3/8	10	Wrapped
6457BR	92 1/2	2350	17/32	14	Wrapped	6558BR	81 3/8	2067	1/2	13	Wrapped
6458BR	78 7/8	2003	17/32	14	Wrapped	6559BR	65 3/8	1661	1/2	13	Wrapped
6459BR	88 1/2	2248	17/32	14	Wrapped	6562BR	37 3/4	960	1/2	13	Wrapped
6460BR	32 3/4	831	3/8	10	Wrapped	6563BR	50 1/4	1276	21/32	17	Wrapped
6463BR	88 7/8	2257	17/32	14	Wrapped	6564BR	55 1/4	1403	21/32	17	Wrapped
6464BR	64 3/4	1645	21/32	17	Wrapped	6565BR	38 3/4	983	1/2	13	Wrapped
6466BR	45	1141	1 1/4	32	Banded	6566BR	140 1/4	3561	21/32	17	Wrapped
6467BR	83 5/8	2124	21/32	17	Wrapped	6567BR	146 1/4	3714	21/32	17	Wrapped
6469BR	31 1/2	802	3/8	10	Wrapped	6568BR	129	3274	21/32	17	Wrapped
6470BR	51 5/8	1311	1 1/4	32	Banded	6569BR	169 3/8	4303	21/32	17	Wrapped
6471BR	73 1/4	1861	1/2	13	Double V	6570BR	146 5/8	3724	1/2	13	Double V
6472BR	44 1/4	1126	21/32	16	Cogged	6571BR	103 3/4	2637	1/2	13	Double V
6473BR	22 1/4	566	1/2	13	Raw Edge	6572BR	79 1/8	2010	1/2	13	Wrapped
6474BR	89 1/2	2275	1/2	13	Wrapped	6573BR	82 3/8	2092	21/32	17	Wrapped
6475BR	47 3/8	1203	1/2	13	Wrapped	6574BR	121 1/4	3079	21/32	17	Wrapped
6476BR	87 1/2	2222	1/2	13	Wrapped	6575BR	97 1/4	2470	21/32	17	Wrapped
6477BR	99	2515	1/2	13	Wrapped	6576BR	51 3/4	1315	21/32	17	Wrapped
6478BR	70 1/4	1784	1/2	13	Wrapped	6577BR	134 3/8	3414	1/2	13	Wrapped
6480BR	101 7/8	2586	21/32	17	Wrapped	6578BR	83 7/8	2130	1/2	13	Wrapped
6481BR	120 1/8	3053	17/32	14	Wrapped	6579BR	107 1/4	2723	1/2	13	Double V
6482BR	68 1/4	1730	21/32	17	Wrapped	6580BR	57 1/8	1452	11/16	18	Ribbed
6484BR	126 1/2	3213	17/32	14	Wrapped	6581BR	61	1549	1/2	13	Raw Edge
6485BR	133 3/8	3389	21/32	17	Wrapped	6582BR	91 1/8	2316	1/2	13	Raw Edge
6486BR	127 5/8	3243	17/32	14	Wrapped	6583BR	51 1/8	1300	1/2	13	Raw Edge
6487BR	49 1/2	1257	21/32	16	Cogged	6584BR	105 1/4	2673	21/32	17	Raw Edge
6488BR	69 1/4	1759	21/32	17	Wrapped	6586BR	50 1/8	1275	1 1/4	32	Banded
6490BR	90 3/4	2305	1/2	13	Wrapped	6588BR	34 1/4	870	3/8	9	Raw Edge
6491BR	53 1/2	1360	1/2	13	Wrapped	6589BR	123 5/8	3140	21/32	17	Wrapped
6492BR	109 5/8	2785	21/32	17	Wrapped	6590BR	54	1372	21/32	17	Raw Edge
6494BR	35 1/2	902	21/32	17	Wrapped	6591BR	87 3/4	2229	21/32	17	Raw Edge
6498BR	53 3/4	1366	1/2	13	Wrapped	6592BR	81 3/4	2077	21/32	17	Wrapped

Size Lists

BladeRunner® Belts - Listed by Number

Belt No.	Length (in)	Length (mm)	Top Width (in)	Top Width (mm)	Type	Belt No.	Length (in)	Length (mm)	Top Width (in)	Top Width (mm)	Type
6593BR	55 7/8	1419	1 3/16	30	Banded	6684BR	114 1/2	2908	1/2	13	Wrapped
6596BR	136 5/8	3470	21/32	17	Wrapped	6685BR	50 1/2	1283	1/2	13	Wrapped
6597BR	153 5/8	3907	21/32	17	Wrapped	6686BR	141 3/8	3591	1/2	13	Wrapped
6598BR	158 1/4	4021	21/32	17	Wrapped	6687BR	126 7/8	3223	21/32	17	Double V
6599BR	142 1/4	3614	21/32	17	Wrapped	6688BR	117 1/4	2978	21/32	17	Wrapped
6601BR	83 1/4	2115	1/2	13	Wrapped	6689BR	32 1/2	825	3/8	9	Cogged
6603BR	77	1956	1/2	13	Wrapped	6690BR	88 7/8	2257	17/32	14	Wrapped
6604BR	117 5/8	2987	1/2	13	Wrapped	6691BR	51 1/8	1299	21/32	17	Wrapped
6605BR	45 1/2	1157	21/32	17	Wrapped	6692BR	148 3/8	3769	21/32	17	Wrapped
6606BR	90 1/2	2299	21/32	17	Wrapped	6693BR	225 3/4	5734	21/32	17	Wrapped
6608BR	20 1/2	521	3/8	10	Wrapped	6694BR	112 5/8	2861	21/32	17	Double V
6609BR	28 3/16	716	3/8	10	Raw Edge	6695BR	124 1/2	3162	21/32	17	Double V
6610BR	29 1/2	749	3/8	10	Raw Edge	6696BR	136 1/2	3467	21/32	17	Double V
6611BR	31 1/2	800	1/2	13	Raw Edge	6697BR	54 5/8	1387	1/2	13	Wrapped
6612BR	31 5/8	803	3/8	10	Raw Edge	6698BR	56 5/8	1438	1/2	13	Raw Edge
6613BR	30	762	3/8	10	Raw Edge	6699BR	32 1/8	816	1 3/32	28	Ribbed
6614BR	89 1/4	2266	21/32	17	Wrapped	6700BR	28 5/8	727	1	25	Ribbed
6615BR	112 3/4	2863	21/32	17	Wrapped	6701BR	89 3/4	2280	21/32	17	Wrapped
6616BR	120 1/8	3609	21/32	17	Wrapped	6702BR	85 1/4	2165	21/32	17	Wrapped
6617BR	36 7/8	937	21/32	17	Wrapped	6703BR	93 1/4	2369	21/32	17	Wrapped
6618BR	32 1/2	825	21/32	17	Wrapped	6704BR	91 1/4	2318	21/32	17	Wrapped
6619BR	36 1/4	921	3/8	10	Wrapped	6705BR	83 1/4	2115	21/32	17	Wrapped
6620BR	59 3/4	1518	1/2	13	Wrapped	6706BR	66 7/8	1699	5/8	16	Cogged
6621BR	33 3/8	848	1/2	13	Wrapped	6707BR	143 1/2	3645	17/32	14	Wrapped
6622BR	135 3/4	3448	21/32	17	Double V	6708BR	146 1/8	3712	17/32	14	Wrapped
6623BR	30 5/8	778	1/2	13	Wrapped	6709BR	89 1/2	2273	1/2	13	Wrapped
6624BR	30 1/2	775	1/2	13	Raw Edge	6710BR	94 3/8	2397	1/2	13	Wrapped
6625BR	83	2108	1 1/4	32	Banded	6711BR	91 1/8	2315	17/32	14	Wrapped
6626BR	162 1/4	4121	1/2	13	Wrapped	6712BR	60	1524	1/2	13	Wrapped
6627BR	87 7/8	2232	1/2	13	Wrapped	6713BR	90 3/8	2296	1/2	13	Wrapped
6628BR	124	3150	1/2	13	Raw Edge	6714BR	93 1/4	2369	1/2	13	Wrapped
6629BR	80 3/4	2051	1/2	13	Double V	6715BR	118 3/8	3007	1/2	13	Wrapped
6630BR	69 7/8	1775	21/32	17	Wrapped	6716BR	142 3/8	3616	17/32	14	Wrapped
6633BR	114 1/4	2902	1/2	13	Wrapped	6717BR	149 7/8	3807	17/32	14	Wrapped
6635BR	74	1880	1/2	13	Double V	6718BR	152 1/8	3864	17/32	14	Wrapped
6636BR	101 7/8	2588	1/2	13	Wrapped	6719BR	154 3/4	3931	21/32	17	Wrapped
6637BR	79 1/4	2013	17/32	14	Wrapped	6720BR	175 1/2	4458	21/32	17	Wrapped
6638BR	96 3/4	2458	17/32	14	Wrapped	6721BR	97 1/4	2470	21/32	17	Wrapped
6639BR	52 1/4	1327	17/32	14	Wrapped	6722BR	190 3/8	4836	21/32	17	Wrapped
6640BR	80 1/4	2038	17/32	14	Wrapped	6723BR	156 3/8	3972	21/32	17	Double V
6641BR	88 1/4	2241	17/32	14	Wrapped	6724BR	119 1/4	3029	21/32	17	Double V
6642BR	99 1/4	2520	17/32	14	Wrapped	6725BR	128 3/8	3261	21/32	17	Double V
6643BR	90 3/4	2305	17/32	14	Wrapped	6726BR	52 5/8	1337	1/2	13	Cogged
6644BR	76 3/4	1949	21/32	17	Wrapped	6727BR	131 7/8	3350	17/32	14	Wrapped
6645BR	88 7/8	2258	21/32	17	Wrapped	6728BR	116 1/8	2950	21/32	17	Wrapped
6646BR	133 1/8	3381	21/32	17	Wrapped	6729BR	147 1/2	3747	21/32	17	Wrapped
6647BR	80 3/8	2041	21/32	17	Wrapped	6730BR	152 1/4	3867	21/32	17	Wrapped
6648BR	118 3/8	3006	21/32	17	Wrapped	6731BR	162 5/8	4131	21/32	17	Wrapped
6649BR	90 3/8	2294	21/32	17	Wrapped	6732BR	152	3864	21/32	17	Wrapped
6650BR	111 3/8	2828	21/32	17	Wrapped	6733BR	165 5/8	4207	21/32	17	Wrapped
6651BR	103 7/8	2637	17/32	14	Wrapped	6734BR	58 7/8	1495	1/2	13	Raw Edge
6652BR	139 5/8	3547	1/2	13	Wrapped	6735BR	59 7/8	1521	1/2	13	Raw Edge
6653BR	102 1/8	2595	1/2	13	Wrapped	6736BR	61 5/8	1565	1/2	13	Raw Edge
6654BR	51 1/4	1302	21/32	17	Cogged	6737BR	79 1/2	2019	1/2	13	Raw Edge
6655BR	65 1/8	1655	5/8	16	Cogged	6738BR	43 7/8	1114	21/32	17	Cogged
6656BR	44 1/8	1121	1/2	13	Wrapped	6739BR	79 7/8	2029	21/32	17	Cogged
6657BR	45 1/2	1156	1/2	13	Wrapped	6740BR	81 3/8	2067	21/32	17	Cogged
6658BR	48 3/8	1228	1/2	13	Cogged	6741BR	162 3/4	4134	21/32	17	Wrapped
6659BR	198 3/8	6156	21/32	17	Wrapped	6742BR	58 3/4	1492	21/32	17	Ribbed
6660BR	28 1/2	724	1/2	13	Cogged	6743BR	66 3/8	1686	1/2	13	Wrapped
6661BR	175 7/8	4468	21/32	17	Wrapped	6744BR	144 3/4	3677	21/32	17	Wrapped
6662BR	120 5/8	3063	1/2	13	Wrapped	6745BR	149 7/8	3807	21/32	17	Wrapped
6663BR	109 3/8	2777	1/2	13	Wrapped	6746BR	151 1/2	3848	21/32	17	Wrapped
6664BR	49 1/4	1250	1 1/4	32	Banded	6747BR	168	4267	21/32	17	Wrapped
6665BR	115 3/8	2930	21/32	17	Wrapped	6748BR	132	3353	21/32	17	Double V
6666BR	57 7/8	1471	21/32	17	Ribbed	6749BR	114 1/4	2902	21/32	17	Double V
6667BR	38	965	3/8	10	Cogged	6750BR	66 3/8	1686	1/2	13	Raw Edge
6668BR	29 1/4	742	9/16	14	Ribbed	6751BR	80 7/8	2054	21/32	17	Raw Edge
6669BR	47 3/8	1203	9/16	14	Ribbed	6752BR	119	3023	21/32	17	Wrapped
6670BR	41 1/4	1046	1 1/4	32	Raw Edge	6753BR	88	2235	21/32	17	Wrapped
6671BR	36	914	3/8	9	Raw Edge	6754BR	83 5/8	2124	21/32	17	Wrapped
6672BR	79 1/4	2013	1/2	13	Wrapped	6755BR	56 3/8	1432	1/2	13	Wrapped
6673BR	31 5/8	803	3/8	10	Cogged	6756BR	70 3/8	1788	1/2	13	Wrapped
6674BR	57 1/8	1451	1/2	13	Wrapped	6757BR	92 3/8	2346	1/2	13	Wrapped
6675BR	75 3/8	1915	21/32	17	Wrapped	6758BR	95 3/8	2423	1/2	13	Wrapped
6676BR	83 1/4	2115	21/32	17	Wrapped	6759BR	145	3683	21/32	17	Wrapped
6677BR	45 1/4	1149	21/32	17	Wrapped	6760BR	163 1/2	4153	21/32	17	Wrapped
6678BR	12 1/4	311	1	25	Synchronous	6761BR	183 3/8	4658	21/32	17	Wrapped
6679BR	28	711	3/8	9	Raw Edge	6762BR	173 3/8	4404	7/8	22	Wrapped
6680BR	35 1/8	892	11/16	18	Cogged	6763BR	110 1/4	2800	17/32	14	Wrapped
6681BR	79 1/2	2019	1/2	13	Wrapped	6764BR	92 3/8	2346	1/2	13	Wrapped
6682BR	68 5/8	1743	21/32	17	Wrapped	6765BR	98 1/8	2492	17/32	14	Wrapped
6683BR	61 1/8	1553	21/32	17	Wrapped	6766BR	144 1/8	3661	17/32	14	Wrapped

BladeRunner® Belts - Listed by Number

Belt No.	Length (in)	Length (mm)	Top Width (in)	Top Width (mm)	Type	Belt No.	Length (in)	Length (mm)	Top Width (in)	Top Width (mm)	Type
6767BR	147 5/8	3750	21/32	17	Wrapped	6863BR	61 1/8	1553	17/32	13	Raw Edge
6768BR	160 1/4	4070	21/32	17	Wrapped	6864BR	53 1/4	1353	21/32	17	Wrapped
6769BR	161 1/4	4096	21/32	17	Wrapped	6865BR	62 1/4	1581	21/32	17	Wrapped
6770BR	172 3/4	4388	21/32	17	Wrapped	6866BR	84 1/4	2140	21/32	17	Wrapped
6771BR	211 1/4	5366	21/32	17	Wrapped	6867BR	126	3200	21/32	17	Wrapped
6772BR	64 3/4	1645	1 1/4	32	Banded	6868BR	166 5/8	4232	21/32	17	Wrapped
6773BR	78 1/2	1994	5/8	16	Synchronous	6869BR	179 1/4	4553	21/32	17	Wrapped
6774BR	77 7/8	1978	1/2	13	Wrapped	6870BR	198 3/8	5191	21/32	17	Wrapped
6775BR	85 3/8	2169	1/2	13	Wrapped	6871BR	58 3/8	1483	17/32	13	Wrapped
6776BR	96 5/8	2454	1/2	13	Wrapped	6872BR	113 1/4	2877	17/32	13	Wrapped
6777BR	122 1/8	3102	1/2	13	Wrapped	6873BR	141 3/8	2591	17/32	13	Wrapped
6778BR	134	3404	21/32	17	Wrapped	6874BR	119 3/8	3032	17/32	13	Wrapped
6779BR	138 1/4	3512	21/32	17	Wrapped	6875BR	148 1/8	3762	17/32	13	Wrapped
6780BR	75 3/8	1915	1/2	13	Wrapped	6876BR	155 1/4	3943	17/32	13	Wrapped
6781BR	107 3/8	2727	1/2	13	Wrapped	6877BR	94 1/4	2394	21/32	17	Wrapped
6782BR	153 3/4	3905	17/32	14	Wrapped	6878BR	169 7/8	4315	11/16	17	Wrapped
6783BR	143 3/8	3642	21/32	17	Wrapped	6879BR	176 1/8	4474	11/16	17	Wrapped
6784BR	185 3/4	4718	21/32	17	Wrapped	6880BR	185 1/4	4705	11/16	17	Wrapped
6785BR	135 5/8	3445	21/32	17	Wrapped	6881BR	196 3/8	4988	11/16	17	Wrapped
6786BR	137 1/2	3493	21/32	17	Wrapped	6882BR	201	5105	11/16	17	Wrapped
6787BR	147 5/8	3750	21/32	17	Wrapped	6883BR	203 1/4	5163	11/16	17	Wrapped
6788BR	120 3/4	3067	21/32	17	Double V	6884BR	219 5/8	5578	11/16	17	Wrapped
6789BR	130 1/2	3315	21/32	17	Double V	6885BR	175	4445	21/32	17	Wrapped
6790BR	56 1/4	1429	21/32	17	Cogged	6889BR	65 7/8	1673	1/2	13	Raw Edge
6791BR	63 1/4	1607	21/32	17	Cogged	6890BR	67	1702	1/2	13	Raw Edge
6792BR	61 3/8	1559	1/2	13	Wrapped	6891BR	70 3/4	1797	15/32	12	Raw Edge
6793BR	62 3/8	1584	1/2	13	Wrapped	6892BR	155 3/8	3947	11/16	17	Wrapped
6794BR	52 5/8	1337	1 3/16	30	Cogged	6893BR	174 5/8	4435	11/16	17	Wrapped
6795BR	122 7/8	3121	1 1/4	32	Banded	6896BR	59 1/2	1511	17/32	13	Wrapped
6796BR	112 5/8	2861	1 1/4	32	Banded	6897BR	159 7/8	4061	17/32	13	Wrapped
6797BR	112 1/4	2851	1 1/4	32	Banded	6898BR	181 7/8	4620	17/32	13	Wrapped
6798BR	83 1/4	2115	1/2	13	Wrapped	6899BR	73 1/4	1861	1/2	13	Raw Edge
6799BR	61 1/4	1556	1/2	13	Wrapped	6900BR	113 5/8	2886	1/2	13	Raw Edge
6800BR	147 1/8	3737	21/32	17	Wrapped	6901BR	127 1/4	3232	21/32	17	Wrapped
6801BR	165 3/8	4201	21/32	17	Wrapped	6902BR	182 3/4	4642	21/32	17	Wrapped
6802BR	176 3/4	4489	21/32	17	Wrapped	6903BR	39 7/8	1013	1 5/32	29	Banded
6803BR	195	4953	21/32	17	Wrapped	6904BR	103 3/8	2626	21/32	17	Wrapped
6804BR	145 5/8	3699	21/32	17	Wrapped	6905BR	125 1/2	3188	21/32	17	Wrapped
6805BR	107 5/8	2734	21/32	17	Wrapped	6906BR	141	3581	21/32	17	Wrapped
6806BR	95 5/8	2429	21/32	17	Wrapped	6907BR	51 7/8	1318	15/32	12	Cogged
6807BR	68 3/4	1746	1/2	12	Raw Edge	6908BR	80 3/4	2051	15/32	12	Cogged
6808BR	34	864	1 1/4	32	Banded	6909BR	50 1/8	1273	21/32	17	Cogged
6809BR	51 3/8	1305	1/2	13	Wrapped	6910BR	54 3/4	1391	21/32	17	Cogged
6810BR	105 3/8	2677	1/2	13	Wrapped	6911BR	65 1/8	1654	21/32	17	Cogged
6811BR	84 1/4	2140	1/2	13	Wrapped	6912BR	65 7/8	1673	21/32	17	Cogged
6812BR	83 1/4	2115	21/32	17	Wrapped	6913BR	77 1/4	1962	21/32	17	Cogged
6813BR	45 1/4	1149	1 1/4	32	Banded	6914BR	73 3/4	1873	1/2	13	Raw Edge
6814BR	87 1/4	2216	21/32	17	Wrapped	6915BR	59 1/2	1511	17/32	13	Raw Edge
6815BR	80 1/4	2038	21/32	17	Wrapped	6917BR	103 7/8	2638	21/32	17	Wrapped
6816BR	93 1/4	2369	21/32	17	Wrapped	6918BR	122 3/8	3108	21/32	17	Wrapped
6817BR	124 1/4	3156	21/32	17	Wrapped	6919BR	178 3/8	4531	21/32	17	Wrapped
6818BR	64 3/8	1635	19/32	15	Raw Edge	6920BR	191 3/8	4861	21/32	17	Wrapped
6819BR	53	1346	1/2	13	Wrapped	6921BR	202	5131	21/32	17	Wrapped
6820BR	55 3/8	1407	1/2	13	Wrapped	6922BR	49 3/8	1254	17/32	13	Wrapped
6821BR	105 7/8	2689	1/2	13	Wrapped	6923BR	117 3/8	2981	17/32	13	Wrapped
6822BR	52 1/4	1327	21/32	17	Wrapped	6924BR	79 3/4	2026	17/32	13	Wrapped
6823BR	57 1/4	1454	21/32	17	Wrapped	6926BR	39 3/8	1000	15/32	12	Cogged
6837BR	64 1/4	1632	21/32	17	Wrapped	6927BR	48	1219	1/2	13	Raw Edge
6838BR	70 1/4	1784	21/32	17	Wrapped	6928BR	112 3/8	2854	17/32	14	Wrapped
6839BR	88 1/4	2242	21/32	17	Wrapped	6929BR	32 1/8	816	27/32	21	Ribbed
6840BR	78 1/4	1988	21/32	17	Wrapped	6930BR	46 1/2	1181	23/32	18	Ribbed
6841BR	30 1/8	765	9/16	14	Ribbed	6931BR	55 1/8	1400	23/32	18	Ribbed
6842BR	134 3/8	3413	17/32	14	Wrapped	6932BR	69 1/4	1759	23/32	18	Ribbed
6843BR	120 1/4	3054	11/16	17	Wrapped	6933BR	157 1/4	3994	21/32	17	Wrapped
6844BR	180 1/4	4578	11/16	17	Wrapped	6934BR	198 3/8	5039	21/32	17	Wrapped
6845BR	135	3429	11/16	17	Wrapped	6935BR	198 3/8	5293	21/32	17	Wrapped
6846BR	69 1/2	1765	5/8	16	Cogged	6936BR	163 1/2	4153	21/32	17	Wrapped
6847BR	63 1/2	1613	17/32	14	Wrapped	6937BR	173	4394	21/32	17	Wrapped
6848BR	115 3/4	2940	17/32	14	Wrapped	6938BR	176	4470	21/32	17	Wrapped
6849BR	123 1/4	3131	1/2	13	Wrapped	6939BR	36 1/2	927	15/32	12	Cogged
6850BR	199	5055	1/2	13	Wrapped	6940BR	37 1/4	946	15/32	12	Cogged
6851BR	219 1/4	5575	1/2	13	Wrapped	6941BR	66 3/4	1695	1/2	13	Double V
6852BR	44 1/8	1121	19/32	15	Raw Edge	6942BR	135 1/2	3442	21/32	17	Double V
6853BR	165	4191	21/32	17	Wrapped	6943BR	64 1/2	1638	17/32	13	Wrapped
6854BR	61 1/4	1556	21/32	17	Wrapped	6944BR	98 1/2	2502	17/32	13	Wrapped
6855BR	66 1/4	1683	21/32	17	Wrapped	6945BR	121 1/2	3086	17/32	13	Wrapped
6856BR	96 1/4	2445	21/32	17	Wrapped	6946BR	131 1/2	3340	11/16	17	Wrapped
6857BR	102 1/4	2597	21/32	17	Wrapped	6947BR	219	5563	11/16	17	Wrapped
6858BR	106 1/4	2699	11/16	17	Wrapped	6948BR	41 1/8	1045	1/2	13	Raw Edge
6859BR	162 1/4	4121	21/32	17	Wrapped	6949BR	99	2515	11/16	17	Wrapped
6860BR	186 1/4	4731	11/16	17	Wrapped	6950BR	168 1/4	4274	11/16	17	Wrapped
6861BR	69 1/4	1759	1/2	13	Raw Edge	6951BR	91	2311	27/32	21	Banded
6862BR	72 5/8	1845	1/2	13	Raw Edge						

Showing Nominal Belt Top Widths, Outside Lengths and Belt Type with Our Corresponding Belt Numbers.

Length (in)	Length (mm)	Type	Belt No.	Length (in)	Length (mm)	Type	Belt No.	Length (in)	Length (mm)	Type	Belt No.
5/16" (8mm) Top Width				1/2" (13mm) Top Width				1/2" (13mm) Top Width			
32 1/2	825	Ind. 60° M Sect.	6413BR	- Continued				- Continued			
3/8" (9mm) Top Width				54 5/8	1387	Wrapped	6697BR	95 1/2	2427	Wrapped	6452BR
24 3/4	630	Wrapped	6534BR	55 3/8	1407	Wrapped	6820BR	96 5/8	2454	Wrapped	6776BR
28	711	Raw Edge	6679BR	55 1/2	1411	Wrapped	6449BR	97 1/2	2476	Wrapped	6438BR
32 1/2	825	Cogged	6689BR	56 3/8	1432	Wrapped	6755BR	98 3/8	2499	Wrapped	6533BR
34 1/4	870	Raw Edge	6588BR	56 5/8	1438	Raw Edge	6698BR	99	2515	Wrapped	6477BR
36	914	Raw Edge	6671BR	57 1/8	1451	Wrapped	6674BR	101 7/8	2588	Wrapped	6636BR
3/8" (10mm) Top Width				58 7/8	1495	Raw Edge	6734BR	102 1/8	2595	Wrapped	6653BR
20 1/2	521	Wrapped	6608BR	59 3/4	1518	Wrapped	6620BR	103 3/4	2637	Double V	6571BR
26 1/2	673	Cogged	6435BR	59 7/8	1521	Raw Edge	6735BR	105 3/8	2677	Wrapped	6810BR
28 3/16	716	Raw Edge	6609BR	60	1524	Wrapped	6712BR	105 5/8	2682	Wrapped	6428BR
29 1/2	749	Raw Edge	6610BR	61	1549	Raw Edge	6581BR	105 7/8	2689	Wrapped	6821BR
30	762	Raw Edge	6613BR	61 1/4	1556	Wrapped	6799BR	107 1/4	2723	Double V	6579BR
30 1/2	777	Wrapped	6411BR	61 3/8	1559	Wrapped	6792BR	107 3/8	2727	Wrapped	6781BR
31 1/2	802	Wrapped	6469BR	61 5/8	1565	Raw Edge	6736BR	107 1/2	2730	Double V	6456BR
31 5/8	803	Raw Edge	6612BR	62 3/8	1584	Wrapped	6793BR	109 3/8	2777	Wrapped	6663BR
31 5/8	803	Cogged	6673BR	63	1600	Raw Edge	6530BR	113 5/8	2886	Raw Edge	6900BR
32 3/4	831	Wrapped	6460BR	65 3/8	1661	Wrapped	6559BR	114 1/4	2902	Raw Edge	6633BR
33	841	Wrapped	6426BR	65 7/8	1673	Raw Edge	6889BR	114 1/2	2908	Wrapped	6684BR
36 1/4	921	Wrapped	6619BR	66 3/8	1686	Wrapped	6743BR	117 5/8	2987	Wrapped	6604BR
36 1/2	925	Cogged	6433BR	66 3/8	1686	Raw Edge	6750BR	118 3/8	3007	Wrapped	6715BR
38	965	Cogged	6667BR	66 3/4	1695	Double V	6941BR	120 5/8	3063	Wrapped	6662BR
38 1/4	983	Wrapped	6557BR	67	1702	Raw Edge	6890BR	122 1/8	3102	Wrapped	6777BR
40 1/2	1029	Wrapped	6509BR	67 3/4	1721	Wrapped	6448BR	122 1/4	3105	Double V	6409BR
40 3/4	1035	Wrapped	6500BR	69 1/4	1759	Raw Edge	6861BR	123 1/4	3131	Wrapped	6849BR
80 1/4	2038	Wrapped	6513BR	70 1/4	1784	Wrapped	6478BR	124	3150	Raw Edge	6628BR
1/2" (12mm) Top Width				70 3/8	1787	Double V	6455BR	134 3/8	3414	Wrapped	6577BR
68 3/4	1746	Raw Edge	6807BR	70 3/8	1788	Wrapped	6756BR	139 5/8	3547	Wrapped	6652BR
15/32" (12mm) Top Width				71 3/4	1823	Wrapped	6525BR	141 3/8	3591	Wrapped	6686BR
36 1/2	927	Cogged	6939BR	72 5/8	1845	Raw Edge	6862BR	146 5/8	3724	Double V	6570BR
37 1/4	946	Cogged	6940BR	73 1/4	1861	Double V	6471BR	162 1/4	4121	Wrapped	6626BR
39 3/8	1000	Cogged	6926BR	73 1/4	1861	Raw Edge	6899BR	199	5055	Wrapped	6850BR
51 7/8	1318	Cogged	6907BR	73 3/4	1873	Raw Edge	6914BR	219 1/4	5575	Wrapped	6851BR
70 3/4	1797	Raw Edge	6891BR	74	1880	Double V	6635BR	17/32" (13mm) Top Width			
80 3/4	2051	Cogged	6908BR	74 1/2	1892	Wrapped	6424BR	49 3/8	1254	Wrapped	6922BR
1/2" (13mm) Top Width				74 1/2	1894	Wrapped	6501BR	58 3/8	1483	Wrapped	6871BR
22 1/4	566	Raw Edge	6473BR	74 1/2	1894	Wrapped	6501BR	59 1/2	1511	Wrapped	6896BR
22 3/4	578	Raw Edge	6540BR	75 3/8	1915	Wrapped	6780BR	59 1/2	1511	Raw Edge	6915BR
24 1/4	616	Cogged	6544BR	76 1/4	1937	Wrapped	6417BR	61 1/8	1553	Raw Edge	6863BR
24 3/4	627	Raw Edge	6546BR	77	1956	Wrapped	6603BR	64 1/2	1638	Wrapped	6943BR
28 1/2	724	Cogged	6660BR	77 7/8	1978	Wrapped	6774BR	64 1/2	1638	Wrapped	6943BR
30 1/2	775	Raw Edge	6624BR	78 1/4	1988	Wrapped	6519BR	79 3/4	2026	Wrapped	6924BR
30 5/8	778	Wrapped	6623BR	78 1/2	1995	Wrapped	6414BR	98 1/2	2502	Wrapped	6944BR
30 3/4	782	Wrapped	6453BR	79 1/8	2010	Wrapped	6572BR	141 3/8	2591	Wrapped	6873BR
31 1/2	800	Raw Edge	6611BR	79 1/4	2013	Wrapped	6672BR	113 1/4	2877	Wrapped	6872BR
33 3/8	848	Wrapped	6621BR	79 1/2	2019	Raw Edge	6681BR	117 3/8	2981	Wrapped	6923BR
35 1/2	903	Wrapped	6517BR	79 1/2	2019	Double V	6629BR	119 3/8	3032	Wrapped	6874BR
36 1/2	925	Raw Edge	6528BR	80 3/4	2051	Raw Edge	6737BR	121 1/2	3086	Wrapped	6945BR
37 3/4	960	Wrapped	6562BR	80 3/4	2052	Wrapped	6508BR	148 1/8	3762	Wrapped	6875BR
38 3/4	983	Wrapped	6565BR	80 3/4	2052	Wrapped	6523BR	155 1/4	3943	Wrapped	6876BR
41	1040	Wrapped	6425BR	81 3/8	2067	Wrapped	6558BR	159 7/8	4061	Wrapped	6897BR
41 1/8	1045	Raw Edge	6948BR	82 3/8	2092	Wrapped	6551BR	181 7/8	4620	Wrapped	6898BR
44 1/8	1121	Wrapped	6656BR	82 1/2	2097	Wrapped	6415BR	17/32" (14mm) Top Width			
45 1/2	1156	Wrapped	6657BR	83 1/4	2115	Wrapped	6601BR	38 3/8	975	Wrapped	6545BR
46	1168	Raw Edge	6529BR	83 1/4	2115	Wrapped	6798BR	52 1/4	1327	Wrapped	6639BR
46 3/4	1188	Wrapped	6422BR	83 5/8	2124	Wrapped	6444BR	62 1/2	1588	Wrapped	6451BR
47 3/8	1203	Wrapped	6475BR	83 7/8	2130	Wrapped	6578BR	63 1/2	1613	Wrapped	6847BR
48	1219	Raw Edge	6927BR	84 1/4	2140	Wrapped	6811BR	78 7/8	2003	Wrapped	6458BR
48 3/8	1228	Cogged	6658BR	85 3/8	2169	Wrapped	6775BR	79 1/4	2013	Wrapped	6637BR
50 1/2	1283	Wrapped	6685BR	85 3/4	2179	Wrapped	6518BR	80 1/4	2038	Wrapped	6640BR
50 3/4	1288	Raw Edge	6553BR	86 1/2	2199	Wrapped	6503BR	82 3/4	2101	Wrapped	6434BR
51 1/8	1300	Raw Edge	6583BR	87 3/8	2219	Wrapped	6532BR	88 1/4	2241	Wrapped	6641BR
51 3/8	1305	Wrapped	6809BR	87 1/2	2222	Wrapped	6476BR	88 1/2	2248	Wrapped	6459BR
52 1/4	1327	Raw Edge	6552BR	87 7/8	2232	Wrapped	6627BR	88 7/8	2257	Wrapped	6463BR
52 5/8	1337	Cogged	6726BR	89 1/2	2273	Wrapped	6709BR	88 7/8	2257	Wrapped	6690BR
53	1346	Wrapped	6819BR	89 1/2	2275	Wrapped	6474BR	90 3/4	2305	Wrapped	6643BR
53 1/2	1360	Wrapped	6491BR	89 5/8	2276	Wrapped	6431BR	91 1/8	2315	Wrapped	6407BR
53 3/4	1366	Wrapped	6498BR	90 3/8	2296	Wrapped	6713BR	91 1/8	2315	Wrapped	6711BR
				90 3/4	2305	Wrapped	6490BR	91 1/2	2324	Wrapped	6524BR
				91 1/8	2316	Raw Edge	6582BR	92 1/2	2350	Wrapped	6457BR
				92 3/8	2346	Wrapped	6757BR	93 1/2	2375	Wrapped	6521BR
				92 3/8	2346	Wrapped	6764BR	95 1/2	2426	Wrapped	6432BR
				93 1/4	2369	Wrapped	6714BR	96 3/4	2458	Wrapped	6638BR
				94 3/8	2397	Wrapped	6710BR				
				95 3/8	2423	Wrapped	6758BR				

BladeRunner® Belts - Listed by Size

Length (in)	Length (mm)	Type	Belt No.	Length (in)	Length (mm)	Type	Belt No.	Length (in)	Length (mm)	Type	Belt No.
17/32" (14mm) Top Width				21/32" (17mm) Top Width				21/32" (17mm) Top Width			
- Continued				- Continued				- Continued			
98 1/8	2492	Wrapped	6765BR	58 3/4	1492	Ribbed	6742BR	122 3/8	3108	Wrapped	6918BR
99 1/4	2520	Wrapped	6642BR	60 3/4	1543	Wrapped	6406BR	123 5/8	3140	Wrapped	6589BR
103 7/8	2637	Wrapped	6651BR	61 1/8	1553	Wrapped	6683BR	124 1/4	3156	Wrapped	6817BR
110 1/4	2800	Wrapped	6763BR	61 1/4	1556	Wrapped	6854BR	124 1/2	3162	Double V	6695BR
112 3/8	2854	Wrapped	6928BR	62 1/4	1581	Wrapped	6865BR	125 1/2	3188	Wrapped	6905BR
115 3/4	2940	Wrapped	6848BR	63 1/4	1607	Cogged	6791BR	126	3200	Wrapped	6867BR
120 1/8	3053	Wrapped	6481BR	64 1/4	1632	Wrapped	6837BR	126 7/8	3223	Double V	6687BR
126 1/2	3213	Wrapped	6484BR	64 3/4	1645	Wrapped	6464BR	127 1/4	3232	Wrapped	6901BR
127 5/8	3243	Wrapped	6486BR	65 1/8	1654	Cogged	6911BR	128 3/8	3261	Double V	6725BR
131 7/8	3350	Wrapped	6727BR	65 7/8	1673	Cogged	6912BR	129	3274	Wrapped	6568BR
134 3/8	3413	Wrapped	6842BR	66 1/4	1683	Wrapped	6855BR	130 1/2	3315	Double V	6789BR
142 3/8	3616	Wrapped	6716BR	67 3/4	1721	Wrapped	6502BR	132	3353	Double V	6748BR
143 1/2	3645	Wrapped	6707BR	67 7/8	1724	Wrapped	6527BR	133 1/8	3381	Wrapped	6646BR
144 1/8	3661	Wrapped	6766BR	68 1/4	1730	Wrapped	6482BR	133 3/8	3389	Wrapped	6485BR
146 1/8	3712	Wrapped	6708BR	68 5/8	1743	Wrapped	6682BR	134	3404	Wrapped	6778BR
149 7/8	3807	Wrapped	6717BR	69 1/4	1759	Wrapped	6488BR	135 1/2	3442	Double V	6942BR
152 1/8	3864	Wrapped	6718BR	69 7/8	1775	Wrapped	6630BR	135 5/8	3445	Wrapped	6785BR
153 3/4	3905	Wrapped	6782BR	70 1/4	1784	Wrapped	6838BR	135 3/4	3448	Double V	6622BR
9/16" (14mm) Top Width				21/32" (17mm) Top Width				21/32" (17mm) Top Width			
- Continued				- Continued				- Continued			
29 1/4	742	Ribbed	6668BR	71 3/4	1822	Wrapped	6520BR	136 1/2	3467	Double V	6696BR
30 1/8	765	Ribbed	6841BR	74 3/4	1899	Wrapped	6402BR	136 5/8	3470	Wrapped	6596BR
47 3/8	1203	Ribbed	6669BR	75 3/8	1915	Wrapped	6675BR	137 1/2	3493	Wrapped	6786BR
84 7/8	2155	Wrapped	6412BR	76 3/4	1949	Wrapped	6644BR	138 1/4	3512	Wrapped	6779BR
86 1/2	2198	Wrapped	6400BR	77 1/4	1962	Cogged	6913BR	140 1/4	3561	Wrapped	6566BR
88 3/4	2255	Wrapped	6418BR	78	1981	Wrapped	6408BR	141	3581	Wrapped	6906BR
89 3/4	2281	Wrapped	6401BR	78	1981	Wrapped	6555BR	141	3581	Wrapped	6906BR
19/32" (15mm) Top Width				21/32" (17mm) Top Width				21/32" (17mm) Top Width			
- Continued				- Continued				- Continued			
44 1/8	1121	Raw Edge	6852BR	78 1/4	1988	Wrapped	6840BR	142 1/4	3614	Wrapped	6599BR
64 3/8	1635	Raw Edge	6818BR	79 7/8	2029	Cogged	6739BR	143 3/8	3642	Wrapped	6783BR
81 1/2	2071	Raw Edge	6515BR	80 1/4	2038	Wrapped	6815BR	144 3/4	3677	Wrapped	6744BR
21/32" (16mm) Top Width				21/32" (17mm) Top Width				21/32" (17mm) Top Width			
- Continued				- Continued				- Continued			
44 1/4	1126	Cogged	6472BR	80 3/8	2041	Wrapped	6647BR	145	3683	Wrapped	6759BR
44 5/8	1135	Cogged	6429BR	80 7/8	2054	Raw Edge	6751BR	145 5/8	3699	Wrapped	6804BR
44 7/8	1140	Cogged	6441BR	81 1/4	2064	Wrapped	6506BR	146 1/4	3714	Wrapped	6567BR
45 1/2	1156	Cogged	6423BR	81 3/8	2067	Cogged	6740BR	147 1/8	3737	Wrapped	6800BR
49 1/2	1257	Cogged	6487BR	81 3/4	2077	Wrapped	6592BR	147 1/2	3747	Wrapped	6729BR
5/8" (16mm) Top Width				21/32" (17mm) Top Width				21/32" (17mm) Top Width			
- Continued				- Continued				- Continued			
65 1/8	1655	Cogged	6655BR	82 1/4	2089	Wrapped	6454BR	147 5/8	3750	Wrapped	6767BR
66 7/8	1699	Cogged	6706BR	82 3/8	2092	Wrapped	6573BR	147 5/8	3750	Wrapped	6787BR
69 1/2	1765	Cogged	6846BR	83 1/4	2115	Wrapped	6676BR	148 3/8	3769	Wrapped	6692BR
78 1/2	1994	Synchronous	6773BR	83 1/4	2115	Wrapped	6705BR	149 7/8	3807	Wrapped	6745BR
21/32" (17mm) Top Width				21/32" (17mm) Top Width				21/32" (17mm) Top Width			
- Continued				- Continued				- Continued			
32 1/2	825	Wrapped	6618BR	83 1/4	2115	Wrapped	6812BR	151 1/2	3848	Wrapped	6746BR
35 1/2	902	Wrapped	6494BR	83 5/8	2124	Wrapped	6467BR	152	3864	Wrapped	6732BR
35 3/4	906	Wrapped	6554BR	83 5/8	2124	Wrapped	6754BR	152 1/4	3867	Wrapped	6730BR
36 7/8	937	Wrapped	6617BR	84 1/4	2140	Wrapped	6866BR	153 5/8	3907	Wrapped	6597BR
38 1/2	979	Wrapped	6511BR	85 1/4	2165	Wrapped	6702BR	154 3/4	3931	Wrapped	6719BR
41 1/8	1045	Wrapped	6514BR	86 3/4	2204	Wrapped	6537BR	156 3/8	3972	Double V	6723BR
41 1/2	1055	Wrapped	6556BR	87 1/4	2216	Wrapped	6814BR	157 1/4	3994	Wrapped	6933BR
42 7/8	1089	Cogged	6548BR	87 3/4	2229	Raw Edge	6591BR	158 1/4	4021	Wrapped	6598BR
43 7/8	1114	Cogged	6738BR	88	2235	Wrapped	6753BR	160 1/4	4070	Wrapped	6768BR
44	1119	Wrapped	6405BR	88 1/4	2242	Wrapped	6839BR	161 1/4	4096	Wrapped	6769BR
44 5/8	1133	Cogged	6550BR	88 7/8	2258	Wrapped	6645BR	162 1/4	4121	Wrapped	6859BR
45 1/4	1149	Wrapped	6677BR	89 1/4	2266	Wrapped	6614BR	162 5/8	4131	Wrapped	6731BR
45 1/2	1157	Wrapped	6605BR	89 3/4	2280	Wrapped	6701BR	162 3/4	4134	Wrapped	6741BR
46 1/8	1172	Cogged	6549BR	90 3/8	2294	Wrapped	6649BR	163 1/2	4153	Wrapped	6760BR
47 1/2	1208	Wrapped	6439BR	90 1/2	2299	Wrapped	6606BR	163 1/2	4153	Wrapped	6936BR
50 1/8	1273	Cogged	6909BR	91 1/4	2318	Wrapped	6704BR	165	4191	Wrapped	6853BR
50 1/4	1276	Wrapped	6563BR	93 1/4	2369	Wrapped	6703BR	165 3/8	4201	Wrapped	6801BR
51 1/8	1299	Wrapped	6691BR	93 1/4	2369	Wrapped	6816BR	165 5/8	4207	Wrapped	6733BR
51 1/4	1302	Cogged	6654BR	94 1/4	2394	Wrapped	6877BR	166 5/8	4232	Wrapped	6868BR
51 3/4	1315	Wrapped	6576BR	95 5/8	2429	Wrapped	6806BR	168	4267	Wrapped	6747BR
52 1/4	1327	Wrapped	6822BR	96 1/4	2445	Wrapped	6856BR	169 3/8	4303	Wrapped	6569BR
52 3/8	1331	Cogged	6547BR	97 1/4	2470	Wrapped	6575BR	172 3/4	4388	Wrapped	6770BR
52 7/8	1343	Wrapped	6447BR	97 1/4	2470	Wrapped	6721BR	173	4394	Wrapped	6937BR
53 1/4	1353	Wrapped	6864BR	100 3/4	2559	Wrapped	6416BR	175	4445	Wrapped	6885BR
54	1372	Raw Edge	6590BR	101 7/8	2586	Wrapped	6480BR	175 1/2	4458	Wrapped	6720BR
54 3/4	1391	Wrapped	6510BR	102 1/4	2597	Wrapped	6857BR	175 7/8	4468	Wrapped	6661BR
54 3/4	1391	Cogged	6910BR	103 3/8	2626	Wrapped	6904BR	176	4470	Wrapped	6938BR
55 1/4	1403	Wrapped	6564BR	103 7/8	2638	Wrapped	6917BR	176 3/4	4489	Wrapped	6802BR
55 1/4	1403	Wrapped	6564BR	105 1/4	2673	Raw Edge	6584BR	178 3/8	4531	Wrapped	6919BR
56 1/4	1429	Wrapped	6790BR	107 5/8	2734	Wrapped	6805BR	179 1/4	4553	Wrapped	6869BR
57 1/4	1454	Wrapped	6823BR	109 5/8	2785	Wrapped	6492BR	182 3/4	4642	Wrapped	6902BR
57 7/8	1471	Ribbed	6666BR	111 3/8	2828	Wrapped	6650BR	183 3/8	4658	Wrapped	6761BR
				112 5/8	2861	Double V	6694BR	185 3/4	4718	Wrapped	6784BR
				112 3/4	2863	Wrapped	6615BR	190 3/8	4836	Wrapped	6722BR
				114 1/4	2902	Double V	6749BR	191 3/8	4861	Wrapped	6920BR
				115 3/8	2930	Wrapped	6665BR	195	4953	Wrapped	6803BR
				116 1/8	2950	Wrapped	6728BR	198 3/8	5039	Wrapped	6934BR
				117 1/4	2978	Wrapped	6688BR	202	5131	Wrapped	6921BR
				118 3/8	3006	Wrapped	6648BR	198 3/8	5191	Wrapped	6870BR
				119	3023	Wrapped	6752BR	198 3/8	5293	Wrapped	6935BR
				119 1/4	3029	Double V	6724BR	211 1/4	5366	Wrapped	6771BR
				120 3/4	3067	Double V	6788BR	225 3/4	5734	Wrapped	6693BR
				121 1/4	3079	Wrapped	6574BR	198 3/8	6156	Wrapped	6659BR

Size Lists

BladeRunner® Belts - Listed by Size

Length (in)	Length (mm)	Type	Belt No.	Length (in)	Length (mm)	Type	Belt No.	Length (in)	Length (mm)	Type	Belt No.
11/16" (17mm) Top Width				23/32" (18mm) Top Width				1 3/16" (30mm) Top Width			
52 1/2	1334	Wrapped.....	6446BR	46 1/2	1181	Ribbed.....	6930BR	52 5/8	1337	Cogged.....	6794BR
99	2515	Wrapped.....	6949BR	55 1/8	1400	Ribbed.....	6931BR	55 7/8	1419	Banded.....	6593BR
106 1/4	2699	Wrapped.....	6858BR	69 1/4	1759	Ribbed.....	6932BR	1 1/4" (32mm) Top Width			
120 1/4	3054	Wrapped.....	6843BR	3/4" (19mm) Top Width				33 1/2	851	Banded.....	6538BR
131 1/2	3340	Wrapped.....	6946BR	58 1/2	1487	Ribbed.....	6543BR	34	864	Banded.....	6808BR
135	3429	Wrapped.....	6845BR	27/32" (21mm) Top Width				41 1/4	1046	Raw Edge.....	6670BR
155 3/8	3947	Wrapped.....	6892BR	32 1/8	816	Ribbed.....	6929BR	43 1/8	1095	Banded.....	6539BR
168 1/4	4274	Wrapped.....	6950BR	91	2311	Banded.....	6951BR	45	1141	Banded.....	6466BR
169 7/8	4315	Wrapped.....	6878BR	7/8" (22mm) Top Width				45 1/4	1149	Banded.....	6813BR
174 5/8	4435	Wrapped.....	6893BR	55 1/8	1400	Wrapped.....	6419BR	49 1/4	1250	Banded.....	6664BR
176 1/8	4474	Wrapped.....	6879BR	173 3/8	4404	Wrapped.....	6762BR	50	1273	Banded.....	6442BR
180 1/4	4578	Wrapped.....	6844BR	1" (25mm) Top Width				50 1/8	1275	Banded.....	6586BR
185 1/4	4705	Wrapped.....	6880BR	12 1/4	311	Synchronous.....	6678BR	51 5/8	1311	Banded.....	6470BR
186 1/4	4731	Wrapped.....	6860BR	28 5/8	727	Ribbed.....	6700BR	52 1/4	1327	Banded.....	6440BR
196 3/8	4988	Wrapped.....	6881BR	1 3/32" (28mm) Top Width				56 1/2	1435	Banded.....	6436BR
201	5105	Wrapped.....	6882BR	32 1/8	816	Ribbed.....	6699BR	64 3/4	1645	Banded.....	6772BR
203 1/4	5163	Wrapped.....	6883BR	1 5/32" (29mm) Top Width				83	2108	Banded.....	6625BR
219	5563	Wrapped.....	6947BR	39 7/8	1013	Banded.....	6903BR	112 1/4	2851	Banded.....	6797BR
219 5/8	5578	Wrapped.....	6884BR					112 5/8	2861	Banded.....	6796BR
11/16" (18mm) Top Width								122 7/8	3121	Banded.....	6795BR
35 1/8	892	Cogged.....	6680BR								
57 1/8	1452	Ribbed.....	6580BR								

Truflex® and PowerRated® - Belt Dimensions

Length (in)	Truflex® Belt No.	PowerRated® Belt No.	Length (in)	Truflex® Belt No.	PowerRated® Belt No.	Length (in)	Truflex® Belt No.	PowerRated® Belt No.
1/2" (13mm) Top Width - Cont.			21/32" (17mm) Top Width - Cont.			21/32" (17mm) Top Width - Cont.		
82.....	2820	6882	32.....	3320	6932	66.....	3660	6966
83.....	2830	6883	33.....	3330	6933	67.....	3670	6967
84.....	2840	6884	34.....	3340	6934	68.....	3680	6968
85.....	2850	6885	35.....	3350	6935	69.....	3690	6969
86.....	2860	6886	35 1/2.....	3355		70.....	3700	6970
87.....	2870	6887	36.....	3360	6936	71.....	3710	6971
88.....	2880	6888	37.....	3370	6937	72.....	3720	6972
89.....	2890	6889	38.....	3380	6938	73.....	3730	6973
90.....	2900	6890	39.....	3390	6939	74.....	3740	6974
91.....	2910	6891	40.....	3400	6940	75.....	3750	6975
92.....	2920	6892	41.....	3410	6941	76.....	3760	6976
93.....	2930	6893	42.....	3420	6942	77.....	3770	6977
94.....	2940	6894	43.....	3430	6943	78.....	3780	6978
95.....	2950	6895	44.....	3440	6944	79.....	3790	6979
96.....	2960	6896	45.....	3450	6945	80.....	3800	6980
97.....	2970	6897	46.....	3460	6946	81.....	3810	6981
98.....	2980	6898	47.....	3470	6947	82.....	3820	6982
99.....	2990	6899	48.....	3480	6948	83.....	3830	6983
100.....	2999	68100	49.....	3490	6949	84.....	3840	6984
105.....		68105	50.....	3500	6950	85.....	3850	6985
108.....		68108	51.....	3510	6951	86.....	3860	6986
117.....		68117	52.....	3520	6952	87.....	3870	6987
			53.....	3530	6953	88.....	3880	6988
			54.....	3540	6954	89.....	3890	6989
			55.....	3550	6955	90.....	3900	6990
			56.....	3560	6956	91.....	3910	6991
			57.....	3570	6957	92.....	3920	6992
			58.....	3580	6958	93.....	3930	6993
			59.....	3590	6959	94.....	3940	6994
			60.....	3600	6960	95.....	3950	6995
			61.....	3610	6961	96.....	3960	6996
			62.....	3620	6962	97.....	3970	6997
			63.....	3630	6963	98.....	3980	6998
			64.....	3640	6964	99.....	3990	6999
			65.....	3650	6965	100.....	3999	69100
21/32 (17mm) Top Width								
23.....	3230	6923						
24.....	3240	6924						
25.....	3250	6925						
26.....	3260	6926						
26 1/2.....	3265							
27.....	3270	6927						
28.....	3280	6928						
29.....	3290	6929						
30.....	3300	6930						
31.....	3310	6931						

Showing Belt Numbers with Corresponding Nominal Outside Lengths, Top Widths and Angles

Belt No.	Length (in)	Length (mm)	Top Width (in)	Top Width (mm)	Angle	Belt No.	Length (in)	Length (mm)	Top Width (in)	Top Width (mm)	Angle
K040378HD	38 1/2	977	9/16	14	40°	K060806HD	81 1/8	2061	13/16	20	40°
K040388HD	39 3/8	999	9/16	14	40°	K060832HD	83 3/4	2127	13/16	20	40°
K040425HD	43 1/8	1095	9/16	14	40°	K060846HD	85 1/4	2164	13/16	20	40°
K040430HD	43 3/4	1111	9/16	14	40°	K060849HD	85 1/2	2171	13/16	20	40°
K040445HD	45 1/4	1150	9/16	14	40°	K060858HD	86 3/8	2193	13/16	20	40°
K040745HD	75 1/8	1905	9/16	14	40°	K060860HD	86 5/8	2201	13/16	20	40°
K040762HD	76 7/8	1952	9/16	14	40°	K060870HD	87 5/8	2225	13/16	20	40°
K050323HD	33	837	21/32	17	40°	K060875HD	88 1/8	2238	13/16	20	40°
K050336HD	34 3/8	872	21/32	17	40°	K060905HD	90 7/8	2308	13/16	20	40°
K050340HD	34 5/8	881	21/32	17	40°	K060908HD	91 1/4	2319	13/16	20	40°
K050345HD	35 1/4	894	21/32	17	40°	K060910HD	91 5/8	2329	13/16	20	40°
K050350HD	35 5/8	906	21/32	17	40°	K060923HD	92 7/8	2360	13/16	20	40°
K050360HD	36 3/4	932	21/32	17	40°	K060930HD	93 5/8	2377	13/16	20	40°
K050375HD	38 1/4	971	21/32	17	40°	K060935HD	94	2387	13/16	20	40°
K050380HD	38 3/4	983	21/32	17	40°	K060960HD	96 1/2	2453	13/16	20	40°
K050420HD	42 5/8	1084	21/32	17	40°	K060988HD	99 1/2	2526	13/16	20	40°
K060337HD	34 1/4	871	13/16	20	40°	K060990HD	99 5/8	2531	13/16	20	40°
K060340HD	34 3/4	881	13/16	20	40°	K060994HD	99 7/8	2537	13/16	20	40°
K060390HD	39 3/4	1008	13/16	20	40°	K060997HD	100 1/4	2546	13/16	20	40°
K060393HD	39 7/8	1012	13/16	20	40°	K061000HD	100 5/8	2555	13/16	20	40°
K060400HD	40 3/4	1034	13/16	20	40°	K061005HD	101 1/8	2568	13/16	20	40°
K060408HD	41 1/2	1054	13/16	20	40°	K061010HD	101 5/8	2581	13/16	20	40°
K060415HD	42 1/8	1069	13/16	20	40°	K061015HD	102 1/8	2593	13/16	20	40°
K060425HD	43 1/8	1095	13/16	20	40°	K061020HD	102 5/8	2605	13/16	20	40°
K060435HD	44 1/8	1122	13/16	20	40°	K061058HD	106 3/8	2701	13/16	20	40°
K060439HD	44 1/2	1129	13/16	20	40°	K061080HD	108 3/4	2761	13/16	20	40°
K060455HD	46	1170	13/16	20	40°	K061140HD	114 1/2	2910	13/16	20	40°
K060458HD	46 3/8	1179	13/16	20	40°	K061187HD	119 1/4	3030	13/16	20	40°
K060470HD	47 5/8	1211	13/16	20	40°	K061195HD	120 1/8	3051	13/16	20	40°
K060478HD	48 1/4	1227	13/16	20	40°	K061223HD	122 7/8	3121	13/16	20	40°
K060480HD	48 5/8	1237	13/16	20	40°	K061265HD	127 1/8	3229	13/16	20	40°
K060483HD	48 7/8	1241	13/16	20	40°	K061360HD	136 1/2	3467	13/16	20	40°
K060490HD	49 1/2	1258	13/16	20	40°	K070404HD	41	1042	15/16	24	40°
K060495HD	50 1/8	1274	13/16	20	40°	K070529HD	51	1359	15/16	24	40°
K060500HD	50 3/4	1288	13/16	20	40°	K070553HD	55 7/8	1418	15/16	24	40°
K060509HD	51 1/2	1309	13/16	20	40°	K070640HD	64 5/8	1642	15/16	24	40°
K060516HD	52 1/8	1325	13/16	20	40°	K070673HD	67 3/4	1722	15/16	24	40°
K060520HD	52 3/4	1339	13/16	20	40°	K070677HD	68 1/4	1734	15/16	24	40°
K060523HD	52 7/8	1342	13/16	20	40°	K070705HD	71 1/8	1807	15/16	24	40°
K060525HD	53 3/8	1355	13/16	20	40°	K070709HD	71 1/2	1816	15/16	24	40°
K060529HD	53 1/2	1359	13/16	20	40°	K070733HD	73 3/4	1874	15/16	24	40°
K060532HD	53 7/8	1367	13/16	20	40°	K070735HD	74 1/8	1883	15/16	24	40°
K060539HD	54 1/2	1385	13/16	20	40°	K070762HD	76 3/4	1949	15/16	24	40°
K060547HD	55 1/4	1404	13/16	20	40°	K070786HD	79 1/8	2011	15/16	24	40°
K060555HD	56	1423	13/16	20	40°	K070801HD	80 3/4	2051	15/16	24	40°
K060557HD	56 1/4	1429	13/16	20	40°	K070805HD	81 1/8	2061	15/16	24	40°
K060559HD	56 1/2	1436	13/16	20	40°	K070825HD	83 1/8	2112	15/16	24	40°
K060560HD	56 5/8	1439	13/16	20	40°	K070835HD	84	2134	15/16	24	40°
K060568HD	57 3/8	1459	13/16	20	40°	K071056HD	106 1/4	2699	15/16	24	40°
K060569HD	57 1/2	1462	13/16	20	40°	K071247HD	125 3/8	3183	15/16	24	40°
K060575HD	58	1473	13/16	20	40°	K080330HD	33 3/4	856	1 3/32	28	40°
K060578HD	58 3/8	1483	13/16	20	40°	K080375HD	38 1/8	968	1 3/32	28	40°
K060586HD	59 1/4	1504	13/16	20	40°	K080382HD	38 3/4	983	1 3/32	28	40°
K060594HD	60	1523	13/16	20	40°	K080384HD	39	990	1 3/32	28	40°
K060598HD	60 3/8	1534	13/16	20	40°	K080385HD	39 1/8	992	1 3/32	28	40°
K060605HD	61 1/8	1553	13/16	20	40°	K080400HD	40 3/4	1034	1 3/32	28	40°
K060615HD	62 1/8	1577	13/16	20	40°	K080415HD	42 1/8	1069	1 3/32	28	40°
K060625HD	63 1/8	1603	13/16	20	40°	K080427HD	43 1/2	1103	1 3/32	28	40°
K060635HD	64 1/8	1627	13/16	20	40°	K080433HD	43 7/8	1115	1 3/32	28	40°
K060637HD	64 3/8	1634	13/16	20	40°	K080435HD	44 1/8	1122	1 3/32	28	40°
K060653HD	65 7/8	1674	13/16	20	40°	K080450HD	45 5/8	1160	1 3/32	28	40°
K060658HD	66 3/8	1687	13/16	20	40°	K080465HD	47	1195	1 3/32	28	40°
K060660HD	66 3/4	1696	13/16	20	40°	K080468HD	47 3/8	1203	1 3/32	28	40°
K060670HD	67 1/2	1716	13/16	20	40°	K080471HD	47 3/4	1211	1 3/32	28	40°
K060672HD	67 3/4	1722	13/16	20	40°	K080485HD	49 1/8	1249	1 3/32	28	40°
K060675HD	68	1728	13/16	20	40°	K080496HD	50 1/8	1274	1 3/32	28	40°
K060680HD	68 5/8	1742	13/16	20	40°	K080505HD	51	1297	1 3/32	28	40°
K060685HD	69 1/8	1756	13/16	20	40°	K080510HD	51 1/2	1309	1 3/32	28	40°
K060690HD	69 5/8	1767	13/16	20	40°	K080514HD	52	1320	1 3/32	28	40°
K060696HD	70 1/8	1781	13/16	20	40°	K080525HD	53 1/8	1351	1 3/32	28	40°
K060716HD	72	1830	13/16	20	40°	K080530HD	53 1/2	1359	1 3/32	28	40°
K060723HD	72 7/8	1851	13/16	20	40°	K080537HD	54 1/4	1379	1 3/32	28	40°
K060735HD	74 1/8	1881	13/16	20	40°	K080539HD	54 1/2	1384	1 3/32	28	40°
K060736HD	74 1/8	1882	13/16	20	40°	K080545HD	55 1/8	1399	1 3/32	28	40°
K060739HD	74 1/2	1893	13/16	20	40°	K080550HD	55 3/4	1415	1 3/32	28	40°
K060747HD	75 3/8	1914	13/16	20	40°	K080553HD	55 7/8	1419	1 3/32	28	40°
K060795HD	80 1/8	2034	13/16	20	40°	K080560HD	56 5/8	1439	1 3/32	28	40°

FleetRunner® Micro-V® Belts - Listed by Number

Belt No.	Length (in)	Length (mm)	Top Width (in)	Top Width (mm)	Angle	Belt No.	Length (in)	Length (mm)	Top Width (in)	Top Width (mm)	Angle
K080565HD	57	1448	1 3/32	28	40°	K080910HD	91 5/8	2326	1 3/32	28	40°
K080566HD	57 1/8	1452	1 3/32	28	40°	K080915HD	92 1/8	2340	1 3/32	28	40°
K080570HD	57 1/2	1462	1 3/32	28	40°	K080922HD	92 3/4	2355	1 3/32	28	40°
K080575HD	58 1/8	1475	1 3/32	28	40°	K080926HD	93 1/8	2367	1 3/32	28	40°
K080580HD	58 5/8	1490	1 3/32	28	40°	K080931HD	93 5/8	2379	1 3/32	28	40°
K080585HD	59	1499	1 3/32	28	40°	K080934HD	93 7/8	2384	1 3/32	28	40°
K080590HD	59 1/2	1512	1 3/32	28	40°	K080939HD	94 1/2	2400	1 3/32	28	40°
K080594HD	60	1523	1 3/32	28	40°	K080944HD	95	2412	1 3/32	28	40°
K080600HD	60 5/8	1538	1 3/32	28	40°	K080952HD	95 3/4	2432	1 3/32	28	40°
K080605HD	61 1/8	1553	1 3/32	28	40°	K080956HD	96 1/4	2444	1 3/32	28	40°
K080610HD	61 3/4	1569	1 3/32	28	40°	K080962HD	96 3/4	2457	1 3/32	28	40°
K080615HD	62 1/8	1577	1 3/32	28	40°	K080964HD	97	2465	1 3/32	28	40°
K080620HD	62 5/8	1591	1 3/32	28	40°	K080968HD	97 1/2	2475	1 3/32	28	40°
K080623HD	62 7/8	1598	1 3/32	28	40°	K080986HD	99 1/8	2519	1 3/32	28	40°
K080626HD	63 1/8	1603	1 3/32	28	40°	K080991HD	99 5/8	2531	1 3/32	28	40°
K080630HD	63 5/8	1616	1 3/32	28	40°	K080994HD	100	2540	1 3/32	28	40°
K080638HD	64 3/8	1634	1 3/32	28	40°	K081000HD	100 5/8	2555	1 3/32	28	40°
K080645HD	65 1/4	1657	1 3/32	28	40°	K081005HD	101 1/8	2568	1 3/32	28	40°
K080649HD	65 1/2	1665	1 3/32	28	40°	K081020HD	102 5/8	2605	1 3/32	28	40°
K080653HD	65 7/8	1674	1 3/32	28	40°	K081023HD	102 7/8	2613	1 3/32	28	40°
K080660HD	66 1/2	1691	1 3/32	28	40°	K081025HD	103 1/8	2619	1 3/32	28	40°
K080670HD	67 1/2	1716	1 3/32	28	40°	K081035HD	104	2642	1 3/32	28	40°
K080672HD	67 3/4	1722	1 3/32	28	40°	K081044HD	105	2666	1 3/32	28	40°
K080675HD	68	1728	1 3/32	28	40°	K081055HD	106 1/8	2694	1 3/32	28	40°
K080677HD	68 1/4	1734	1 3/32	28	40°	K081065HD	107 1/8	2720	1 3/32	28	40°
K080680HD	68 5/8	1742	1 3/32	28	40°	K081074HD	108	2745	1 3/32	28	40°
K080683HD	68 7/8	1750	1 3/32	28	40°	K081079HD	108 1/2	2756	1 3/32	28	40°
K080685HD	69 1/8	1756	1 3/32	28	40°	K081088HD	109 3/8	2778	1 3/32	28	40°
K080690HD	69 5/8	1767	1 3/32	28	40°	K081092HD	109 3/4	2788	1 3/32	28	40°
K080694HD	70	1777	1 3/32	28	40°	K081099HD	110 1/2	2807	1 3/32	28	40°
K080700HD	70 1/2	1789	1 3/32	28	40°	K081102HD	110 3/4	2814	1 3/32	28	40°
K080702HD	70 3/4	1798	1 3/32	28	40°	K081124HD	113	2869	1 3/32	28	40°
K080708HD	71 1/4	1811	1 3/32	28	40°	K081153HD	116 1/4	2953	1 3/32	28	40°
K080710HD	71 1/2	1816	1 3/32	28	40°	K081177HD	118 1/4	3005	1 3/32	28	40°
K080716HD	72 1/8	1831	1 3/32	28	40°	K081189HD	119 1/2	3034	1 3/32	28	40°
K080718HD	72 3/8	1839	1 3/32	28	40°	K081196HD	120 1/8	3050	1 3/32	28	40°
K080720HD	72 5/8	1845	1 3/32	28	40°	K081207HD	121 3/8	3082	1 3/32	28	40°
K080723HD	72 7/8	1851	1 3/32	28	40°	K081213HD	121 7/8	3096	1 3/32	28	40°
K080726HD	73 1/4	1859	1 3/32	28	40°	K081223HD	122 3/4	3117	1 3/32	28	40°
K080730HD	73 1/2	1867	1 3/32	28	40°	K081264HD	127	3227	1 3/32	28	40°
K080733HD	73 3/4	1874	1 3/32	28	40°	K081265HD	127 1/8	3228	1 3/32	28	40°
K080734HD	74	1880	1 3/32	28	40°	K081298HD	130 3/8	3312	1 3/32	28	40°
K080738HD	74 3/8	1889	1 3/32	28	40°	K081325HD	133 1/8	3381	1 3/32	28	40°
K080740HD	74 5/8	1896	1 3/32	28	40°	K081331HD	133 3/4	3396	1 3/32	28	40°
K080745HD	75 1/8	1907	1 3/32	28	40°	K081359HD	136 1/2	3468	1 3/32	28	40°
K080751HD	75 5/8	1921	1 3/32	28	40°	K081362HD	136 3/4	3474	1 3/32	28	40°
K080755HD	76	1931	1 3/32	28	40°	K081369HD	137 1/2	3492	1 3/32	28	40°
K080760HD	76 1/2	1942	1 3/32	28	40°	K081377HD	138 1/4	3513	1 3/32	28	40°
K080765HD	77	1957	1 3/32	28	40°	K090500HD	50 1/2	1282	1 7/32	31	40°
K080774HD	77 3/4	1976	1 3/32	28	40°	K090609HD	61 1/2	1562	1 7/32	31	40°
K080776HD	78 1/8	1985	1 3/32	28	40°	K100381HD	38 3/4	983	1 3/8	35	40°
K080780HD	78 5/8	1996	1 3/32	28	40°	K100437HD	44 1/4	1124	1 3/8	35	40°
K080785HD	79	2007	1 3/32	28	40°	K100456HD	46 1/8	1173	1 3/8	35	40°
K080790HD	79 1/2	2019	1 3/32	28	40°	K100465HD	47	1195	1 3/8	35	40°
K080794HD	80	2032	1 3/32	28	40°	K100485HD	48 7/8	1241	1 3/8	35	40°
K080797HD	80 1/8	2037	1 3/32	28	40°	K100495HD	50 1/8	1274	1 3/8	35	40°
K080801HD	80 3/4	2050	1 3/32	28	40°	K100502HD	50 3/4	1288	1 3/8	35	40°
K080806HD	81 1/8	2061	1 3/32	28	40°	K100510HD	51 1/2	1309	1 3/8	35	40°
K080810HD	81 5/8	2073	1 3/32	28	40°	K100535HD	54	1373	1 3/8	35	40°
K080813HD	81 3/8	2067	1 3/32	28	40°	K100540HD	54 1/2	1385	1 3/8	35	40°
K080816HD	82 1/8	2086	1 3/32	28	40°	K100551HD	55 5/8	1414	1 3/8	35	40°
K080817HD	82 3/8	2091	1 3/32	28	40°	K100554HD	56	1423	1 3/8	35	40°
K080820HD	82 3/4	2101	1 3/32	28	40°	K100557HD	56 3/8	1432	1 3/8	35	40°
K080825HD	83 1/8	2112	1 3/32	28	40°	K100563HD	56 7/8	1444	1 3/8	35	40°
K080830HD	83 3/4	2127	1 3/32	28	40°	K100564HD	57	1448	1 3/8	35	40°
K080834HD	84	2134	1 3/32	28	40°	K100570HD	57 1/2	1462	1 3/8	35	40°
K080839HD	84 3/8	2144	1 3/32	28	40°	K100572HD	57 7/8	1469	1 3/8	35	40°
K080842HD	84 3/4	2154	1 3/32	28	40°	K100575HD	58 1/8	1475	1 3/8	35	40°
K080845HD	85 1/8	2161	1 3/32	28	40°	K100578HD	58 3/8	1482	1 3/8	35	40°
K080850HD	85 3/8	2175	1 3/32	28	40°	K100579HD	58 1/2	1487	1 3/8	35	40°
K080855HD	86 1/8	2187	1 3/32	28	40°	K100582HD	58 3/4	1492	1 3/8	35	40°
K080859HD	86 3/8	2195	1 3/32	28	40°	K100594HD	60	1523	1 3/8	35	40°
K080860HD	86 5/8	2200	1 3/32	28	40°	K100600HD	60 1/2	1538	1 3/8	35	40°
K080865HD	87 1/8	2212	1 3/32	28	40°	K100607HD	61 1/4	1557	1 3/8	35	40°
K080868HD	87 3/8	2219	1 3/32	28	40°	K100610HD	61 5/8	1564	1 3/8	35	40°
K080872HD	87 3/4	2230	1 3/32	28	40°	K100615HD	62	1576	1 3/8	35	40°
K080876HD	88 1/8	2240	1 3/32	28	40°	K100618HD	63 3/4	1619	1 3/8	35	40°
K080878HD	88 3/8	2245	1 3/32	28	40°	K100630HD	63 5/8	1616	1 3/8	35	40°
K080885HD	89 1/8	2263	1 3/32	28	40°	K100637HD	64 1/4	1633	1 3/8	35	40°
K080889HD	89 1/2	2272	1 3/32	28	40°	K100640HD	64 5/8	1642	1 3/8	35	40°
K080893HD	89 7/8	2282	1 3/32	28	40°	K100643HD	65	1651	1 3/8	35	40°
K080897HD	90 3/8	2295	1 3/32	28	40°	K100649HD	65 1/2	1664	1 3/8	35	40°
K080903HD	90 7/8	2308	1 3/32	28	40°	K100655HD	66	1678	1 3/8	35	40°

FleetRunner® Micro-V® Belts - Listed by Number

Belt No.	Length (in)	Length (mm)	Top Width (in)	Top Width (mm)	Angle	Belt No.	Length (in)	Length (mm)	Top Width (in)	Top Width (mm)	Angle
K100658HD	66 3/8	1687	1 3/8	35	40°	K120702HD	70 3/4	1798	1 21/32	42	40°
K100661HD	66 3/4	1694	1 3/8	35	40°	K120720HD	72 5/8	1845	1 21/32	42	40°
K100665HD	67 1/8	1704	1 3/8	35	40°	K120738HD	74 3/8	1889	1 21/32	42	40°
K100670HD	67 1/2	1716	1 3/8	35	40°	K120774HD	78	1982	1 21/32	42	40°
K100675HD	68	1728	1 3/8	35	40°	K120786HD	79 1/8	2010	1 21/32	42	40°
K100677HD	68 1/4	1734	1 3/8	35	40°	K120815HD	82	2083	1 21/32	42	40°
K100686HD	69 1/4	1758	1 3/8	35	40°	K120842HD	84 3/4	2154	1 21/32	42	40°
K100702HD	70 7/8	1800	1 3/8	35	40°	K120858HD	86 3/8	2194	1 21/32	42	40°
K100710HD	71 1/2	1816	1 3/8	35	40°	K120864HD	86 7/8	2208	1 21/32	42	40°
K100719HD	72 3/8	1840	1 3/8	35	40°	K120866HD	87 1/4	2215	1 21/32	42	40°
K100720HD	72 5/8	1845	1 3/8	35	40°	K120870HD	87 5/8	2225	1 21/32	42	40°
K100726HD	73 1/8	1859	1 3/8	35	40°	K120872HD	87 3/4	2230	1 21/32	42	40°
K100731HD	73 3/8	1871	1 3/8	35	40°	K120878HD	88 3/8	2245	1 21/32	42	40°
K100739HD	74 1/2	1893	1 3/8	35	40°	K120891HD	89 5/8	2278	1 21/32	42	40°
K100745HD	75 1/8	1907	1 3/8	35	40°	K120895HD	90 1/8	2289	1 21/32	42	40°
K100764HD	77	1957	1 3/8	35	40°	K120901HD	90 5/8	2301	1 21/32	42	40°
K100771HD	77 3/4	1976	1 3/8	35	40°	K120903HD	90 7/8	2308	1 21/32	42	40°
K100789HD	79 1/2	2019	1 3/8	35	40°	K120910HD	91 5/8	2326	1 21/32	42	40°
K100810HD	81 5/8	2073	1 3/8	35	40°	K120911HD	91 3/4	2329	1 21/32	42	40°
K100814HD	82	2083	1 3/8	35	40°	K120924HD	93 1/8	2364	1 21/32	42	40°
K100822HD	82 3/4	2102	1 3/8	35	40°	K120931HD	93 3/4	2381	1 21/32	42	40°
K100830HD	83 5/8	2124	1 3/8	35	40°	K120945HD	95	2415	1 21/32	42	40°
K100852HD	85 7/8	2182	1 3/8	35	40°	K120964HD	97	2463	1 21/32	42	40°
K100860HD	86 5/8	2200	1 3/8	35	40°	K120975HD	98 1/8	2492	1 21/32	42	40°
K100870HD	87 5/8	2226	1 3/8	35	40°	K120980HD	98 1/2	2503	1 21/32	42	40°
K100877HD	88 1/4	2242	1 3/8	35	40°	K120985HD	99 1/8	2516	1 21/32	42	40°
K100879HD	88 1/2	2247	1 3/8	35	40°	K120992HD	99 7/8	2537	1 21/32	42	40°
K100891HD	89 3/4	2278	1 3/8	35	40°	K121000HD	100 5/8	2556	1 21/32	42	40°
K100894HD	90	2285	1 3/8	35	40°	K121039HD	104 1/2	2654	1 21/32	42	40°
K100935HD	94	2388	1 3/8	35	40°	K121049HD	105 1/2	2680	1 21/32	42	40°
K100946HD	95 1/4	2419	1 3/8	35	40°	K121139HD	114 1/2	2909	1 21/32	42	40°
K100950HD	95 5/8	2428	1 3/8	35	40°	K140279HD	28 1/2	723	1 15/16	49	40°
K100953HD	95 7/8	2436	1 3/8	35	40°	K140345HD	35	890	1 15/16	49	40°
K100983HD	98 7/8	2511	1 3/8	35	40°	K140370HD	37 1/2	954	1 15/16	49	40°
K100994HD	100	2539	1 3/8	35	40°	K140429HD	43 1/2	1106	1 15/16	49	40°
K101010HD	101 1/2	2579	1 3/8	35	40°	K140433HD	43 7/8	1116	1 15/16	49	40°
K101015HD	102	2591	1 3/8	35	40°	K140451HD	45 5/8	1160	1 15/16	49	40°
K101091HD	109 5/8	2786	1 3/8	35	40°	K140496HD	50 1/8	1274	1 15/16	49	40°
K101115HD	112	2846	1 3/8	35	40°	K140516HD	52 1/8	1325	1 15/16	49	40°
K120281HD	28 3/4	730	1 21/32	42	40°	K140524HD	53 1/8	1350	1 15/16	49	40°
K120360HD	36 5/8	929	1 21/32	42	40°	K140555HD	56	1422	1 15/16	49	40°
K120390HD	39 3/4	1008	1 21/32	42	40°	K140580HD	58 5/8	1490	1 15/16	49	40°
K120400HD	40 3/4	1034	1 21/32	42	40°	K140594HD	60	1523	1 15/16	49	40°
K120410HD	41 1/2	1054	1 21/32	42	40°	K140597HD	60 3/8	1534	1 15/16	49	40°
K120525HD	53 1/8	1351	1 21/32	42	40°	K140603HD	60 7/8	1546	1 15/16	49	40°
K120559HD	56 1/2	1436	1 21/32	42	40°	K140618HD	62 3/8	1585	1 15/16	49	40°
K120594HD	60	1523	1 21/32	42	40°	K140627HD	63 3/8	1609	1 15/16	49	40°
K120606HD	61 1/8	1553	1 21/32	42	40°	K140662HD	66 3/4	1696	1 15/16	49	40°
K120610HD	61 3/4	1569	1 21/32	42	40°	K140682HD	68 3/4	1746	1 15/16	49	40°
K120640HD	64 5/8	1641	1 21/32	42	40°	K140700HD	70 1/2	1789	1 15/16	49	40°
K120645HD	65	1651	1 21/32	42	40°						

Showing Nominal Belt Top Widths, Outside Lengths and Angles with Our Corresponding Belt Numbers

Length (in)	Length (mm)	Angle	Belt No.	Length (in)	Length (mm)	Angle	Belt No.	Length (in)	Length (mm)	Angle	Belt No.
9/16 (14mm) Top Width				13/16" (20mm) Top Width				1 3/32" (28mm) Top Width			
38 1/2	977	40°	K040378HD	- Continued				47 3/4	1211	40°	K080471HD
39 3/8	999	40°	K040388HD	72 7/8	1851	40°	K060723HD	49 1/8	1249	40°	K080485HD
43 1/8	1095	40°	K040425HD	74 1/8	1881	40°	K060735HD	50 1/8	1274	40°	K080496HD
43 3/4	1111	40°	K040430HD	74 1/8	1882	40°	K060736HD	51	1297	40°	K080505HD
45 1/4	1150	40°	K040445HD	74 1/2	1893	40°	K060739HD	51 1/2	1309	40°	K080510HD
75 1/8	1905	40°	K040745HD	75 3/8	1914	40°	K060747HD	52	1320	40°	K080514HD
76 7/8	1952	40°	K040762HD	80 1/8	2034	40°	K060795HD	53 1/8	1351	40°	K080525HD
21/32" (17mm) Top Width				81 1/8	2061	40°	K060806HD	53 1/2	1359	40°	K080530HD
33	837	40°	K050323HD	83 3/4	2127	40°	K060832HD	54 1/4	1379	40°	K080537HD
34 3/8	872	40°	K050336HD	85 1/4	2164	40°	K060846HD	54 1/2	1384	40°	K080539HD
34 5/8	881	40°	K050340HD	85 1/2	2171	40°	K060849HD	55 1/8	1399	40°	K080545HD
35 1/4	894	40°	K050345HD	86 3/8	2193	40°	K060858HD	55 3/4	1415	40°	K080550HD
35 5/8	906	40°	K050350HD	86 5/8	2201	40°	K060860HD	55 7/8	1419	40°	K080553HD
36 3/4	932	40°	K050360HD	87 5/8	2225	40°	K060870HD	56 5/8	1439	40°	K080560HD
38 1/4	971	40°	K050375HD	88 1/8	2238	40°	K060875HD	57	1448	40°	K080565HD
38 3/4	983	40°	K050380HD	90 7/8	2308	40°	K060905HD	57 1/8	1452	40°	K080566HD
42 5/8	1084	40°	K050420HD	91 1/4	2319	40°	K060908HD	57 1/2	1462	40°	K080570HD
13/16" (20mm) Top Width				91 5/8	2329	40°	K060910HD	58 1/8	1475	40°	K080575HD
34 1/4	871	40°	K060337HD	92 7/8	2360	40°	K060923HD	58 5/8	1490	40°	K080580HD
34 3/4	881	40°	K060340HD	93 5/8	2377	40°	K060930HD	59	1499	40°	K080585HD
39 3/4	1008	40°	K060390HD	94	2387	40°	K060935HD	59 1/2	1512	40°	K080590HD
39 7/8	1012	40°	K060393HD	96 1/2	2453	40°	K060960HD	60	1523	40°	K080594HD
40 3/4	1034	40°	K060400HD	99 1/2	2526	40°	K060988HD	60 5/8	1538	40°	K080600HD
41 1/2	1054	40°	K060408HD	99 5/8	2531	40°	K060990HD	61 1/8	1553	40°	K080605HD
42 1/8	1069	40°	K060415HD	99 7/8	2537	40°	K060994HD	61 3/4	1569	40°	K080610HD
43 1/8	1095	40°	K060425HD	100 1/4	2546	40°	K060997HD	62 1/8	1577	40°	K080615HD
44 1/8	1122	40°	K060435HD	100 5/8	2555	40°	K061000HD	62 5/8	1591	40°	K080620HD
44 1/2	1129	40°	K060439HD	101 1/8	2568	40°	K061005HD	62 7/8	1598	40°	K080623HD
46	1170	40°	K060455HD	101 5/8	2581	40°	K061010HD	63 1/8	1603	40°	K080626HD
46 3/8	1179	40°	K060458HD	102 1/8	2593	40°	K061015HD	63 5/8	1616	40°	K080630HD
47 5/8	1211	40°	K060458HD	102 5/8	2605	40°	K061020HD	64 3/8	1634	40°	K080638HD
48 1/4	1227	40°	K060478HD	106 3/8	2701	40°	K061058HD	65 1/4	1657	40°	K080645HD
48 5/8	1237	40°	K060480HD	108 3/4	2761	40°	K061080HD	65 1/2	1665	40°	K080649HD
48 7/8	1241	40°	K060483HD	114 1/2	2910	40°	K061140HD	65 7/8	1674	40°	K080653HD
49 1/2	1258	40°	K060490HD	119 1/4	3030	40°	K061187HD	66 1/2	1691	40°	K080660HD
50 1/8	1274	40°	K060495HD	120 1/8	3051	40°	K061195HD	67 1/2	1716	40°	K080670HD
50 3/4	1288	40°	K060500HD	122 7/8	3121	40°	K061223HD	67 3/4	1722	40°	K080672HD
51 1/2	1309	40°	K060509HD	127 1/8	3229	40°	K061265HD	68	1728	40°	K080675HD
52 1/8	1325	40°	K060516HD	136 1/2	3467	40°	K061360HD	68 1/4	1734	40°	K080677HD
52 3/4	1339	40°	K060520HD	15/16" (24mm) Top Width				68 5/8	1742	40°	K080680HD
52 7/8	1342	40°	K060523HD	41	1042	40°	K070404HD	68 7/8	1750	40°	K080683HD
53 3/8	1355	40°	K060525HD	53	1359	40°	K070529HD	69 1/8	1756	40°	K080685HD
53 1/2	1359	40°	K060529HD	55 7/8	1418	40°	K070553HD	69 5/8	1767	40°	K080690HD
53 7/8	1367	40°	K060532HD	64 5/8	1642	40°	K070640HD	70	1777	40°	K080694HD
54 1/2	1385	40°	K060539HD	67 3/4	1722	40°	K070673HD	70 1/2	1789	40°	K080700HD
55 1/4	1404	40°	K060547HD	68 1/4	1734	40°	K070677HD	70 3/4	1798	40°	K080702HD
56	1423	40°	K060555HD	71 1/8	1807	40°	K070705HD	71 1/4	1811	40°	K080708HD
56 1/4	1429	40°	K060557HD	71 1/2	1816	40°	K070709HD	71 1/2	1816	40°	K080710HD
56 1/2	1436	40°	K060559HD	73 3/4	1874	40°	K070733HD	72 1/8	1831	40°	K080716HD
56 5/8	1439	40°	K060560HD	74 1/8	1883	40°	K070735HD	72 3/8	1839	40°	K080718HD
57 3/8	1459	40°	K060568HD	76 3/4	1949	40°	K070762HD	72 5/8	1845	40°	K080720HD
57 1/2	1462	40°	K060569HD	79 1/8	2011	40°	K070786HD	72 7/8	1851	40°	K080723HD
58	1473	40°	K060575HD	80 3/4	2051	40°	K070801HD	73 1/4	1859	40°	K080726HD
58 3/8	1483	40°	K060578HD	81 1/8	2061	40°	K070805HD	73 1/2	1867	40°	K080730HD
59 1/4	1504	40°	K060586HD	83 1/8	2112	40°	K070825HD	73 3/4	1874	40°	K080733HD
60	1523	40°	K060594HD	84	2134	40°	K070835HD	74	1880	40°	K080734HD
60 3/8	1534	40°	K060598HD	106 1/4	2699	40°	K071056HD	74 3/8	1889	40°	K080738HD
61 1/8	1553	40°	K060605HD	125 3/8	3183	40°	K071247HD	74 5/8	1896	40°	K080740HD
62 1/8	1577	40°	K060615HD	1 3/32" (28mm) Top Width				75 1/8	1907	40°	K080745HD
63 1/8	1603	40°	K060625HD	33 3/4	856	40°	K080330HD	75 5/8	1921	40°	K080751HD
64 1/8	1627	40°	K060635HD	38 1/8	968	40°	K080375HD	76	1931	40°	K080755HD
64 3/8	1634	40°	K060637HD	38 1/8	968	40°	K080375HD	76 1/2	1942	40°	K080760HD
65 7/8	1674	40°	K060653HD	38 3/4	983	40°	K080382HD	77	1957	40°	K080765HD
66 3/8	1687	40°	K060658HD	39	990	40°	K080384HD	77 3/4	1976	40°	K080774HD
66 3/4	1696	40°	K060660HD	39 1/8	992	40°	K080385HD	78 1/8	1985	40°	K080776HD
67 1/2	1716	40°	K060670HD	40 3/4	1034	40°	K080400HD	78 5/8	1996	40°	K080780HD
67 3/4	1722	40°	K060672HD	42 1/8	1069	40°	K080415HD	79	2007	40°	K080785HD
68	1728	40°	K060675HD	43 1/2	1103	40°	K080427HD	79 1/2	2019	40°	K080790HD
68 5/8	1742	40°	K060680HD	43 7/8	1115	40°	K080433HD	80	2032	40°	K080794HD
69 1/8	1756	40°	K060685HD	44 1/8	1122	40°	K080435HD	80 1/8	2037	40°	K080797HD
69 5/8	1767	40°	K060690HD	45 5/8	1160	40°	K080450HD	80 3/4	2050	40°	K080801HD
70 1/8	1781	40°	K060696HD	47	1195	40°	K080465HD	81 1/8	2061	40°	K080806HD
72	1830	40°	K060716HD	47 3/8	1203	40°	K080468HD	81 5/8	2073	40°	K080810HD

FleetRunner® Micro-V® Belts - Listed by Size

Length (in)	Length (mm)	Angle	Belt No.	Length (in)	Length (mm)	Angle	Belt No.	Length (in)	Length (mm)	Angle	Belt No.
1 3/32" (28mm) Top Width				1 7/32" (31mm) Top Width				1 21/32" (42mm) Top Width			
- Continued				50 1/2	1282	40°	K090500HD	28 3/4	730	40°	K120281HD
81 3/8	2067	40°	K080813HD	61 1/2	1562	40°	K090609HD	36 5/8	929	40°	K120360HD
82 1/8	2086	40°	K080816HD	1 3/8" (35mm) Top Width				39 3/4	1008	40°	K120390HD
82 3/8	2091	40°	K080817HD	38 3/4	983	40°	K100381HD	40 3/4	1034	40°	K120400HD
82 3/4	2101	40°	K080820HD	44 1/4	1124	40°	K100437HD	41 1/2	1054	40°	K120410HD
83 1/8	2112	40°	K080825HD	46 1/8	1173	40°	K100456HD	53 1/8	1351	40°	K120525HD
83 3/4	2127	40°	K080830HD	47	1195	40°	K100465HD	56 1/2	1436	40°	K120559HD
84	2134	40°	K080834HD	48 7/8	1241	40°	K100485HD	60	1523	40°	K120594HD
84 3/8	2144	40°	K080839HD	50 1/8	1274	40°	K100495HD	61 1/8	1553	40°	K120606HD
84 3/4	2154	40°	K080842HD	50 3/4	1288	40°	K100502HD	61 3/4	1569	40°	K120610HD
85 1/8	2161	40°	K080845HD	51 1/2	1309	40°	K100510HD	64 5/8	1641	40°	K120640HD
85 3/8	2175	40°	K080850HD	54	1373	40°	K100535HD	65	1651	40°	K120645HD
86 1/8	2187	40°	K080855HD	54 1/2	1385	40°	K100540HD	70 3/4	1798	40°	K120702HD
86 3/8	2195	40°	K080859HD	55 5/8	1414	40°	K100551HD	72 5/8	1845	40°	K120720HD
86 5/8	2200	40°	K080860HD	56	1423	40°	K100554HD	74 3/8	1889	40°	K120738HD
87 1/8	2212	40°	K080865HD	56 3/8	1432	40°	K100557HD	78	1982	40°	K120774HD
87 3/8	2219	40°	K080868HD	56 7/8	1444	40°	K100563HD	79 1/8	2010	40°	K120786HD
87 3/4	2230	40°	K080872HD	57	1448	40°	K100564HD	82	2083	40°	K120815HD
88 1/8	2240	40°	K080876HD	57 1/2	1462	40°	K100570HD	84 3/4	2154	40°	K120842HD
88 3/8	2245	40°	K080878HD	57 7/8	1469	40°	K100572HD	86 3/8	2194	40°	K120858HD
89 1/8	2263	40°	K080885HD	58 1/8	1475	40°	K100575HD	86 7/8	2208	40°	K120864HD
89 1/2	2272	40°	K080889HD	58 1/4	1478	40°	K100578HD	87 1/4	2215	40°	K120866HD
89 7/8	2282	40°	K080893HD	58 3/8	1482	40°	K100579HD	87 5/8	2225	40°	K120870HD
90 3/8	2295	40°	K080897HD	58 1/2	1487	40°	K100582HD	87 3/4	2230	40°	K120872HD
90 7/8	2308	40°	K080903HD	58 3/4	1492	40°	K100594HD	88 3/8	2245	40°	K120878HD
91 5/8	2326	40°	K080910HD	60	1523	40°	K100600HD	89 5/8	2278	40°	K120891HD
92 1/8	2340	40°	K080915HD	60 1/2	1538	40°	K100607HD	90 1/8	2289	40°	K120895HD
92 3/4	2355	40°	K080922HD	61 1/4	1557	40°	K100615HD	90 5/8	2301	40°	K120901HD
93 1/8	2367	40°	K080926HD	61 5/8	1564	40°	K100618HD	90 7/8	2308	40°	K120903HD
93 5/8	2379	40°	K080931HD	62	1576	40°	K100630HD	91 5/8	2326	40°	K120910HD
93 7/8	2384	40°	K080934HD	63 3/4	1619	40°	K100637HD	91 3/4	2329	40°	K120911HD
94 1/2	2400	40°	K080939HD	63 5/8	1616	40°	K100640HD	93 1/8	2364	40°	K120924HD
95	2412	40°	K080944HD	64 1/4	1633	40°	K100643HD	93 3/4	2381	40°	K120931HD
95 3/4	2432	40°	K080952HD	64 5/8	1642	40°	K100649HD	95	2415	40°	K120945HD
96 1/4	2444	40°	K080956HD	65	1651	40°	K100655HD	97	2463	40°	K120964HD
96 3/4	2457	40°	K080962HD	65 1/2	1664	40°	K100658HD	98 1/8	2492	40°	K120975HD
97	2465	40°	K080964HD	66	1678	40°	K100661HD	98 1/2	2503	40°	K120980HD
97 1/2	2475	40°	K080968HD	66 3/8	1687	40°	K100665HD	99 1/8	2516	40°	K120985HD
99 1/8	2519	40°	K080986HD	66 3/4	1694	40°	K100670HD	99 7/8	2537	40°	K120992HD
99 5/8	2531	40°	K080991HD	67 1/8	1704	40°	K100677HD	100 5/8	2556	40°	K121000HD
100	2540	40°	K080994HD	67 1/2	1716	40°	K100686HD	104 1/2	2654	40°	K121039HD
100 5/8	2555	40°	K081000HD	68	1728	40°	K100702HD	105 1/2	2680	40°	K121049HD
101 1/8	2568	40°	K081005HD	68 1/4	1734	40°	K100710HD	114 1/2	2909	40°	K121139HD
102 5/8	2605	40°	K081020HD	69 1/4	1758	40°	K100719HD	1 15/16" (49mm) Top Width			
102 7/8	2613	40°	K081023HD	70 7/8	1800	40°	K100726HD	28 1/2	723	40°	K140279HD
103 1/8	2619	40°	K081025HD	71 1/2	1816	40°	K100731HD	35	890	40°	K140345HD
104	2642	40°	K081035HD	72 3/8	1840	40°	K100739HD	37 1/2	954	40°	K140370HD
105	2666	40°	K081044HD	72 5/8	1845	40°	K100745HD	43 1/2	1106	40°	K140429HD
106 1/8	2694	40°	K081055HD	73 1/8	1859	40°	K100764HD	43 7/8	1116	40°	K140433HD
107 1/8	2720	40°	K081065HD	73 5/8	1871	40°	K100771HD	45 5/8	1160	40°	K140451HD
108	2745	40°	K081074HD	74 1/2	1893	40°	K100789HD	50 1/8	1274	40°	K140496HD
108 1/2	2756	40°	K081079HD	75 1/8	1907	40°	K100810HD	52 1/8	1325	40°	K140516HD
109 3/8	2778	40°	K081088HD	77	1957	40°	K100814HD	53 1/8	1350	40°	K140524HD
109 3/4	2788	40°	K081092HD	77 3/4	1976	40°	K100822HD	56	1422	40°	K140555HD
110 1/2	2807	40°	K081099HD	79 1/2	2019	40°	K100830HD	58 5/8	1490	40°	K140580HD
110 3/4	2814	40°	K081102HD	81 5/8	2073	40°	K100852HD	60	1523	40°	K140594HD
113	2869	40°	K081124HD	82	2083	40°	K100860HD	60 3/8	1534	40°	K140597HD
116 1/4	2953	40°	K081153HD	82 3/4	2102	40°	K100870HD	60 7/8	1546	40°	K140603HD
118 1/4	3005	40°	K081177HD	83 5/8	2124	40°	K100877HD	62 3/8	1585	40°	K140618HD
119 1/2	3034	40°	K081189HD	85 7/8	2182	40°	K100891HD	63 3/8	1609	40°	K140627HD
120 1/8	3050	40°	K081196HD	86 5/8	2200	40°	K100894HD	66 3/4	1696	40°	K140662HD
121 3/8	3082	40°	K081207HD	87 5/8	2226	40°	K100935HD	68 3/4	1746	40°	K140682HD
121 7/8	3096	40°	K081213HD	88 1/4	2242	40°	K100946HD	70 1/2	1789	40°	K140700HD
122 3/4	3117	40°	K081223HD	88 1/2	2247	40°	K100950HD				
127	3227	40°	K081264HD	89 3/4	2278	40°	K100953HD				
127 1/8	3228	40°	K081265HD	90	2285	40°	K100983HD				
130 3/8	3312	40°	K081298HD	94	2388	40°	K100994HD				
133 1/8	3381	40°	K081325HD	95 1/4	2419	40°	K101010HD				
133 3/4	3396	40°	K081331HD	95 5/8	2428	40°	K101015HD				
136 1/2	3468	40°	K081359HD	98 7/8	2511	40°	K101091HD				
136 3/4	3474	40°	K081362HD	100	2539	40°	K101115HD				
137 1/2	3492	40°	K081369HD	101 1/2	2579	40°					
138 1/4	3513	40°	K081377HD	102	2591	40°					
				109 5/8	2786	40°					
				112	2846	40°					

Size Lists

Showing Belt Numbers with Corresponding Nominal Outside Lengths, Top Widths and Angles

Belt No.	Length (in)	Length (mm)	Top Width (in)	Top Width (mm)	Angle	Belt No.	Length (in)	Length (mm)	Top Width (in)	Top Width (mm)	Angle
2PJ800	31 7/8	810	3/16	4.7	40°	K040310	31 3/4	805	9/16	14	40°
2PJ836	33 1/4	846	3/16	4.7	40°	K040315	32 1/4	818	9/16	14	40°
2PJ845	33 5/8	855	3/16	4.7	40°	K040319	32 1/2	824	9/16	14	40°
2PJ860	34 1/4	870	3/16	4.7	40°	K040320	32 3/4	831	9/16	14	40°
2PJ905	36	915	3/16	4.7	40°	K040322	32 7/8	836	9/16	14	40°
6PK1190	46 27/32	1190	13/16	21	40°	K040325	33 1/4	844	9/16	14	40°
6PK1660	65 1/2	1660	13/16	21	40°	K040329	33 3/8	849	9/16	14	40°
6PK1856	73	1856	13/16	21	40°	K040330	33 3/4	856	9/16	14	40°
6PK1880	74 7/16	1877	13/16	21	40°	K040332	33 3/4	858	9/16	14	40°
6PK1882	73 7/8	1882	13/16	21	40°	K040335	34	864	9/16	14	40°
6PK1890	74 13/32	1890	13/16	21	40°	K040336	34 1/8	867	9/16	14	40°
6PK2090	82 1/4	2090	13/16	21	40°	K040337	34 1/4	871	9/16	14	40°
7PK1930	76	1930	15/16	24	40°	K040338	34 3/8	874	9/16	14	40°
7PK2164	85 1/8	2164	15/16	24	40°	K040340	34 5/8	881	9/16	14	40°
7PK2217	87 9/32	2217	15/16	24	40°	K040343	34 7/8	885	9/16	14	40°
DK050565	* 57 3/4	1468	21/32	17	40°	K040345	35	889	9/16	14	40°
DK050610	* 62 1/8	1579	21/32	17	40°	K040346	35 1/4	894	9/16	14	40°
DK060472	* 48 1/2	1232	13/16	20	40°	K040347	35 3/8	897	9/16	14	40°
DK060519	* 53	1348	13/16	20	40°	K040350	35 5/8	906	9/16	14	40°
DK060674	* 68 1/2	1741	13/16	20	40°	K040353	35 7/8	912	9/16	14	40°
DK060702	* 71 1/4	1811	13/16	20	40°	K040355	36 1/8	918	9/16	14	40°
DK060718	* 73	1853	13/16	20	40°	K040358	36 3/8	924	9/16	14	40°
DK060725	* 73 3/4	1872	13/16	20	40°	K040360	36 3/4	932	9/16	14	40°
DK060729	* 74 1/4	1885	13/16	20	40°	K040365	37 1/8	943	9/16	14	40°
DK060791	* 80 3/8	2043	13/16	20	40°	K040370	37 1/2	954	9/16	14	40°
DK060867	* 87 7/8	2232	13/16	24	40°	K040372	38	964	9/16	14	40°
DK060956	* 95 3/4	2432	13/16	20	40°	K040378	38 1/2	977	9/16	14	40°
DK060973	* 98 5/8	2504	13/16	20	40°	K040382	38 3/4	983	9/16	14	40°
DK070536	* 54 7/8	1394	15/16	24	40°	K040384	39	990	9/16	14	40°
DK070551	* 56 3/8	1432	15/16	24	40°	K040385	39 1/8	993	9/16	14	40°
DK070817	* 82 7/8	2105	15/16	24	40°	K040388	39 3/8	999	9/16	14	40°
DK071135	* 114 1/8	2899	15/16	24	40°	K040390	39 3/4	1008	9/16	14	40°
DK080534	* 54	1370	1 3/32	28	40°	K040395	40 1/4	1020	9/16	14	40°
DK081254	* 126	3200	1 3/32	28	40°	K040398	40 3/8	1027	9/16	14	40°
DK081403	* 140 7/8	3579	1 3/32	28	40°	K040399	40 5/8	1030	9/16	14	40°
DK100709	* 71 1/2	1817	1 3/8	35	40°	K040400	40 3/4	1035	9/16	14	40°
J060293	29 3/4	755	9/16	14	40°	K040405	41 1/4	1050	9/16	14	40°
J060328	33 1/2	850	9/16	14	40°	K040410	41 5/8	1060	9/16	14	40°
K030195	20	509	13/32	11	40°	K040413	42 1/8	1068	9/16	14	40°
K030220	22 5/8	576	13/32	11	40°	K040415	42	1068	9/16	14	40°
K030231	23 3/4	603	13/32	11	40°	K040418	42 3/8	1075	9/16	14	40°
K030236	24 1/4	615	13/32	11	40°	K040420	42 5/8	1085	9/16	14	40°
K030240	24 3/4	629	13/32	11	40°	K040425	43 1/8	1095	9/16	14	40°
K030243	24 7/8	632	13/32	11	40°	K040430	43 3/4	1110	9/16	14	40°
K030245	25 1/4	640	13/32	11	40°	K040438	44 3/8	1125	9/16	14	40°
K030250	25 3/4	654	13/32	11	40°	K040440	44 3/4	1135	9/16	14	40°
K030265	27 1/8	689	13/32	11	40°	K040445	45 1/4	1150	9/16	14	40°
K030267	27 3/8	695	13/32	11	40°	K040450	45 3/4	1160	9/16	14	40°
K030280	28 3/4	730	13/32	11	40°	K040457	46 1/4	1175	9/16	11	40°
K030290	29 3/4	755	13/32	11	40°	K040460	46 5/8	1185	9/16	14	40°
K030295	30 1/8	765	13/32	11	40°	K040465	47	1195	9/16	14	40°
K030299	30 1/2	775	13/32	11	40°	K040470	47 3/4	1215	9/16	14	40°
K030300	30 3/4	781	13/32	11	40°	K040476	48 1/8	1223	9/16	14	40°
K030310	31 5/8	805	13/32	11	40°	K040488	49 3/8	1254	9/16	14	40°
K030323	32 7/8	836	13/32	11	40°	K040490	49 1/2	1255	9/16	14	40°
K030328	33 1/2	850	13/32	11	40°	K040500	50 5/8	1285	9/16	14	40°
K030334	34	864	13/32	11	40°	K040506	51 1/8	1300	9/16	14	40°
K030338	34 3/8	874	13/32	11	40°	K040510	51 1/2	1310	9/16	14	40°
K030340	34 5/8	881	13/32	11	40°	K040512	51 3/4	1315	9/16	14	40°
K030350	35 5/8	906	13/32	11	40°	K040514	52	1320	9/16	14	40°
K030365	37 1/8	943	13/32	11	40°	K040517	52 1/8	1325	9/16	14	40°
K030384	39 1/8	993	13/32	11	40°	K040520	52 5/8	1335	9/16	14	40°
K030390	39 3/4	1008	13/32	11	40°	K040525	53 1/8	1349	9/16	14	40°
K030395	40 1/4	1021	13/32	11	40°	K040529	53 1/2	1359	9/16	14	40°
K030415	42 1/8	1068	13/32	11	40°	K040535	54	1370	9/16	14	40°
K030425	43 1/8	1095	13/32	11	40°	K040545	55	1395	9/16	14	40°
K030441	44 3/4	1135	13/32	11	40°	K040551	55 5/8	1414	9/16	14	40°
K030455	46	1170	13/32	11	40°	K040560	56 1/2	1435	9/16	14	40°
K030471	47 3/4	1212	13/32	11	40°	K040575	58 1/8	1475	9/16	14	40°
K040220	22 5/8	575	9/16	14	40°	K040595	60	1525	9/16	14	40°
K040233	24 1/2	622	9/16	14	40°	K040620	62 5/8	1591	9/16	14	40°
K040245	25 1/4	640	9/16	14	40°	K040630	63 5/8	1615	9/16	14	40°
K040250	25 3/4	654	9/16	14	40°	K040635	64	1627	9/16	14	40°
K040270	27 3/4	704	9/16	14	40°	K040685	69 1/8	1755	9/16	14	40°
K040274	28	710	9/16	14	40°	K040745	75 1/8	1905	9/16	14	40°
K040275	28 1/4	717	9/16	14	40°	K040762	76 7/8	1952	9/16	14	40°
K040285	29 1/4	742	9/16	14	40°	K040882	88 3/4	2255	9/16	14	40°
K040292	29 3/4	755	9/16	14	40°	K040940	94 5/8	2405	9/16	14	40°
K040300	30 3/4	781	9/16	14	40°	K050200	20 3/4	527	21/32	17	40°
K040305	31 1/4	793	9/16	14	40°	K050271	27 3/4	704	21/32	17	40°

* Dual Sided Belt

Micro-V AT® Belts - Listed by Number

Belt No.	Length (in)	Length (mm)	Top Width (in)	Top Width (mm)	Angle	Belt No.	Length (in)	Length (mm)	Top Width (in)	Top Width (mm)	Angle
K050275	28 1/4	717	21/32	17	40°	K050705	71 1/8	1807	21/32	17	40°
K050280	28 3/4	730	21/32	17	40°	K050715	72 1/8	1831	21/32	17	40°
K050290	29 3/4	755	21/32	17	40°	K050720	72 5/8	1845	21/32	17	40°
K050316	32 1/4	818	21/32	17	40°	K050750	75 3/8	1914	21/32	17	40°
K050317	32 1/2	824	21/32	17	40°	K050755	76	1932	21/32	17	40°
K050321	32 3/4	831	21/32	17	40°	K050757	76 1/4	1937	21/32	17	40°
K050323	33	837	21/32	17	40°	K050778	78 3/8	1989	21/32	17	40°
K050326	33 1/4	843	21/32	17	40°	K050817	82 1/2	2096	21/32	17	40°
K050330	33 3/4	856	21/32	17	40°	K050825	83 1/8	2112	21/32	17	40°
K050335	34	864	21/32	17	40°	K050835	84	2134	21/32	17	40°
K050336	34 3/8	872	21/32	17	40°	K050836	84 1/8	2138	21/32	17	40°
K050340	34 5/8	881	21/32	17	40°	K050845	85 1/8	2164	21/32	17	40°
K050344	35	889	21/32	17	40°	K050855	86 1/8	2187	21/32	17	40°
K050345	35 1/4	894	21/32	17	40°	K050887	89 1/8	2265	21/32	17	40°
K050350	35 5/8	906	21/32	17	40°	K060288	29 1/2	748	13/16	20	40°
K050355	36 1/8	918	21/32	17	40°	K060295	30 1/8	765	13/16	20	40°
K050360	36 3/4	932	21/32	17	40°	K060305	31 1/4	793	13/16	20	40°
K050364	37	939	21/32	17	40°	K060325	33 1/4	844	13/16	20	40°
K050365	37 1/8	943	21/32	17	40°	K060331	33 3/4	856	13/16	20	40°
K050368	37 3/8	949	21/32	17	40°	K060338	34 3/8	873	13/16	20	40°
K050370	37 3/4	957	21/32	17	40°	K060340	34 3/4	881	13/16	20	40°
K050375	38 1/4	970	21/32	17	40°	K060345	35 1/4	894	13/16	20	40°
K050380	38 3/4	983	21/32	17	40°	K060352	35 7/8	911	13/16	20	40°
K050385	39 1/4	996	21/32	17	40°	K060355	36 1/8	918	13/16	20	40°
K050390	39 3/4	1008	21/32	17	40°	K060365	37 1/8	943	13/16	20	40°
K050396	40 1/4	1021	21/32	17	40°	K060370	37 3/4	957	13/16	20	40°
K050398	40 3/8	1027	21/32	17	40°	K060374	38	964	13/16	20	40°
K050400	40 5/8	1031	21/32	17	40°	K060380	38 3/4	983	13/16	20	40°
K050402	40 3/4	1035	21/32	17	40°	K060385	39 1/8	993	13/16	20	40°
K050405	41 1/4	1047	21/32	17	40°	K060388	39 3/8	999	13/16	20	40°
K050407	41 3/8	1050	21/32	17	40°	K060390	39 3/4	1008	13/16	20	40°
K050410	41 3/4	1059	21/32	17	40°	K060393	39 7/8	1012	13/16	20	40°
K050415	42 1/8	1068	21/32	17	40°	K060400	40 3/4	1034	13/16	20	40°
K050418	42 3/8	1076	21/32	17	40°	K060405	41	1043	13/16	20	40°
K050420	42 5/8	1084	21/32	17	40°	K060406	41 1/4	1050	13/16	20	40°
K050425	43 1/8	1095	21/32	17	40°	K060407	41 3/8	1052	13/16	20	40°
K050429	43 1/2	1103	21/32	17	40°	K060408	41 1/2	1054	13/16	20	40°
K050433	43 3/4	1113	21/32	17	40°	K060409	41 5/8	1056	13/16	20	40°
K050435	44 1/8	1122	21/32	17	40°	K060410	41 3/4	1059	13/16	20	40°
K050438	44 1/2	1129	21/32	17	40°	K060415	42 1/8	1069	13/16	20	40°
K050440	44 3/4	1135	21/32	17	40°	K060418	42 3/8	1076	13/16	20	40°
K050442	44 3/4	1137	21/32	17	40°	K060420	42 1/2	1081	13/16	20	40°
K050446	45 1/8	1148	21/32	17	40°	K060423	42 7/8	1089	13/16	20	40°
K050448	45 3/8	1152	21/32	17	40°	K060425	43 1/8	1095	13/16	20	40°
K050450	45 5/8	1160	21/32	17	40°	K060426	43 1/8	1096	13/16	20	40°
K050455	46	1170	21/32	17	40°	K060427	43 1/2	1103	13/16	20	40°
K050459	46 3/8	1179	21/32	17	40°	K060431	43 3/4	1111	13/16	20	40°
K050460	46 5/8	1186	21/32	17	40°	K060434	43 7/8	1116	13/16	20	40°
K050470	47 5/8	1211	21/32	17	40°	K060435	44 1/8	1122	13/16	20	40°
K050474	47 7/8	1218	21/32	17	40°	K060439	44 1/2	1129	13/16	20	40°
K050478	48 3/8	1228	21/32	17	40°	K060441	44 3/4	1135	13/16	20	40°
K050480	48 5/8	1237	21/32	17	40°	K060445	45 1/8	1148	13/16	20	40°
K050486	49 1/8	1249	21/32	17	40°	K060448	45 3/8	1153	13/16	20	40°
K050490	49 1/2	1258	21/32	17	40°	K060450	45 5/8	1160	13/16	20	40°
K050500	50 5/8	1286	21/32	17	40°	K060455	46	1170	13/16	20	40°
K050505	51	1297	21/32	17	40°	K060458	46 3/8	1179	13/16	20	40°
K050507	51 1/8	1300	21/32	17	40°	K060461	46 5/8	1186	13/16	20	40°
K050510	51 3/4	1315	21/32	17	40°	K060465	47	1195	13/16	20	40°
K050516	52 1/4	1327	21/32	17	40°	K060468	47 3/8	1204	13/16	20	40°
K050520	52 5/8	1338	21/32	17	40°	K060470	47 5/8	1211	13/16	20	40°
K050523	52 7/8	1343	21/32	17	40°	K060473	47 7/8	1216	13/16	20	40°
K050530	53 1/2	1359	21/32	17	40°	K060474	47 7/8	1217	13/16	20	40°
K050532	53 7/8	1367	21/32	17	40°	K060478	48 1/4	1227	13/16	20	40°
K050538	54 3/8	1380	21/32	17	40°	K060480	48 5/8	1237	13/16	20	40°
K050545	55 1/4	1404	21/32	17	40°	K060483	48 7/8	1241	13/16	20	40°
K050551	55 3/4	1415	21/32	17	40°	K060486	49 1/8	1248	13/16	20	40°
K050565	57	1448	21/32	17	40°	K060490	49 1/2	1258	13/16	20	40°
K050570	57 1/2	1462	21/32	17	40°	K060492	49 3/4	1265	13/16	20	40°
K050586	59 1/4	1504	21/32	17	40°	K060494	50	1270	13/16	20	40°
K050609	61 1/2	1563	21/32	17	40°	K060495	50 1/8	1274	13/16	20	40°
K050612	61 3/4	1568	21/32	17	40°	K060500	50 3/4	1288	13/16	20	40°
K050618	62 3/8	1584	21/32	17	40°	K060505	51	1297	13/16	20	40°
K050625	63 1/8	1603	21/32	17	40°	K060507	51 1/8	1300	13/16	20	40°
K050630	63 5/8	1616	21/32	17	40°	K060509	51 1/2	1309	13/16	20	40°
K050635	64 1/8	1627	21/32	17	40°	K060512	51 3/4	1315	13/16	20	40°
K050640	64 5/8	1642	21/32	17	40°	K060514	52	1321	13/16	20	40°
K050644	65	1651	21/32	17	40°	K060516	52 1/8	1325	13/16	20	40°
K050647	65 1/4	1657	21/32	17	40°	K060520	52 3/4	1339	13/16	20	40°
K050650	65 5/8	1667	21/32	17	40°	K060523	52 7/8	1342	13/16	20	40°
K050653	65 7/8	1675	21/32	17	40°	K060525	53 3/8	1355	13/16	20	40°
K050658	66 3/8	1687	21/32	17	40°	K060529	53 1/2	1359	13/16	20	40°
K050660	66 3/4	1696	21/32	17	40°	K060532	53 7/8	1367	13/16	20	40°
K050665	67 1/8	1704	21/32	17	40°	K060535	54 1/4	1379	13/16	20	40°
K050689	69 5/8	1768	21/32	17	40°	K060539	54 1/2	1385	13/16	20	40°
K050690	69 3/4	1772	21/32	17	40°	K060544	55	1397	13/16	20	40°
K050694	70	1778	21/32	17	40°	K060547	55 1/4	1404	13/16	20	40°

Micro-V AT® Belts - Listed by Number

Belt No.	Length (in)	Length (mm)	Top Width (in)	Top Width (mm)	Angle	Belt No.	Length (in)	Length (mm)	Top Width (in)	Top Width (mm)	Angle
K060551	55 3/4	1415	13/16	20	40°	K060832	83 3/4	2127	13/16	20	40°
K060555	56	1423	13/16	20	40°	K060834	84	2134	13/16	20	40°
K060557	56 1/4	1429	13/16	20	40°	K060837	84 1/4	2140	13/16	20	40°
K060559	56 1/2	1436	13/16	20	40°	K060840	84 1/2	2147	13/16	20	40°
K060560	56 5/8	1439	13/16	20	40°	K060841	84 5/8	2149	13/16	20	40°
K060563	56 7/8	1445	13/16	20	40°	K060842	84 3/4	2153	13/16	20	40°
K060569	57 1/2	1462	13/16	20	40°	K060845	85 1/4	2165	13/16	20	40°
K060573	57 7/8	1471	13/16	20	40°	K060849	85 1/2	2171	13/16	20	40°
K060575	58	1473	13/16	20	40°	K060850	85 5/8	2175	13/16	20	40°
K060578	58 3/8	1483	13/16	20	40°	K060854	85 7/8	2182	13/16	20	40°
K060586	59 1/4	1504	13/16	20	40°	K060858	86 3/8	2193	13/16	20	40°
K060588	59 3/8	1508	13/16	20	40°	K060860	86 5/8	2201	13/16	20	40°
K060594	60	1523	13/16	20	40°	K060863	86 7/8	2206	13/16	20	40°
K060598	60 3/8	1534	13/16	20	40°	K060864	86 7/8	2208	13/16	20	40°
K060602	60 3/4	1542	13/16	20	40°	K060866	87 1/4	2216	13/16	20	40°
K060604	60 7/8	1547	13/16	20	40°	K060868	87 3/8	2219	13/16	20	40°
K060605	61 1/8	1553	13/16	20	40°	K060870	87 5/8	2225	13/16	20	40°
K060609	61 1/2	1563	13/16	20	40°	K060874	87 7/8	2233	13/16	20	40°
K060612	61 3/4	1569	13/16	20	40°	K060875	88 1/8	2238	13/16	20	40°
K060615	62 1/8	1577	13/16	20	40°	K060876	88 1/8	2239	13/16	20	40°
K060620	62 5/8	1591	13/16	20	40°	K060878	88 3/8	2245	13/16	20	40°
K060623	62 7/8	1598	13/16	20	40°	K060882	88 7/8	2257	13/16	20	40°
K060625	63 1/8	1603	13/16	20	40°	K060883	89	2261	13/16	20	40°
K060630	63 5/8	1616	13/16	20	40°	K060885	89 1/8	2263	13/16	20	40°
K060635	64 1/8	1627	13/16	20	40°	K060886	89 1/8	2265	13/16	20	40°
K060637	64 3/8	1634	13/16	20	40°	K060888	89 1/2	2273	13/16	20	40°
K060640	64 5/8	1642	13/16	20	40°	K060891	89 3/4	2278	13/16	20	40°
K060642	64 3/4	1646	13/16	20	40°	K060895	90 1/8	2289	13/16	20	40°
K060645	65	1651	13/16	20	40°	K060900	90 5/8	2301	13/16	20	40°
K060650	65 1/2	1665	13/16	20	40°	K060905	90 7/8	2308	13/16	20	40°
K060651	65 3/4	1669	13/16	21	40°	K060908	91 1/4	2318	13/16	20	40°
K060653	65 7/8	1674	13/16	20	40°	K060910	91 5/8	2329	13/16	20	40°
K060658	66 3/8	1687	13/16	20	40°	K060915	92 1/8	2340	13/16	20	40°
K060660	66 3/4	1696	13/16	20	40°	K060919	92 3/8	2347	13/16	20	40°
K060663	66 7/8	1699	13/16	20	40°	K060923	92 7/8	2360	13/16	20	40°
K060667	67 1/4	1708	13/16	20	40°	K060926	93 1/8	2364	13/16	20	40°
K060670	67 1/2	1716	13/16	20	40°	K060930	93 5/8	2377	13/16	20	40°
K060672	67 3/4	1722	13/16	20	40°	K060935	94	2387	13/16	20	40°
K060675	68	1728	13/16	20	40°	K060938	94 1/2	2400	13/16	20	40°
K060680	68 5/8	1742	13/16	20	40°	K060942	94 3/4	2407	13/16	20	40°
K060682	68 7/8	1750	13/16	20	40°	K060945	95 1/8	2415	13/16	20	40°
K060685	69 1/8	1756	13/16	20	40°	K060947	95 1/4	2419	13/16	20	40°
K060690	69 5/8	1767	13/16	20	40°	K060950	95 5/8	2428	13/16	20	40°
K060695	70	1777	13/16	20	40°	K060956	96 1/8	2440	13/16	20	40°
K060696	70 1/4	1783	13/16	20	40°	K060960	96 5/8	2452	13/16	20	40°
K060703	70 7/8	1799	13/16	20	40°	K060962	96 7/8	2460	13/16	20	40°
K060705	71 1/8	1807	13/16	20	40°	K060966	97 1/8	2468	13/16	20	40°
K060710	71 1/2	1816	13/16	20	40°	K060970	97 5/8	2479	13/16	20	40°
K060711	71 5/8	1820	13/16	20	40°	K060975	98 1/8	2492	13/16	20	40°
K060716	72	1830	13/16	20	40°	K060980	98 5/8	2505	13/16	20	40°
K060721	72 5/8	1845	13/16	20	40°	K060984	99	2513	13/16	20	40°
K060722	72 3/4	1848	13/16	20	40°	K060988	99 1/2	2526	13/16	20	40°
K060725	73 1/4	1859	13/16	20	40°	K060990	99 5/8	2531	13/16	20	40°
K060730	73 1/2	1867	13/16	20	40°	K060994	99 7/8	2537	13/16	20	40°
K060733	73 7/8	1876	13/16	20	40°	K060995	100	2539	13/16	20	40°
K060735	74 1/8	1881	13/16	20	40°	K060997	100 1/4	2546	13/16	20	40°
K060739	74 1/2	1893	13/16	20	40°	K061000	100 5/8	2555	13/16	20	40°
K060744	75	1904	13/16	20	40°	K061005	101 1/8	2568	13/16	20	40°
K060747	75 3/8	1914	13/16	20	40°	K061010	101 5/8	2581	13/16	20	40°
K060750	75 5/8	1921	13/16	20	40°	K061015	102 1/8	2593	13/16	20	40°
K060755	76	1932	13/16	20	40°	K061016	102 1/4	2596	13/16	20	40°
K060760	76 1/2	1942	13/16	20	40°	K061020	102 5/8	2605	13/16	20	40°
K060763	76 7/8	1951	13/16	20	40°	K061025	103	2615	13/16	20	40°
K060764	77	1957	13/16	20	40°	K061031	103 5/8	2633	13/16	20	40°
K060770	77 3/8	1967	13/16	20	40°	K061033	103 7/8	2639	13/16	20	40°
K060771	77 5/8	1971	13/16	20	40°	K061037	104 1/4	2649	13/16	20	40°
K060772	77 7/8	1977	13/16	20	40°	K061045	105	2666	13/16	20	40°
K060775	78	1982	13/16	20	40°	K061049	105 1/2	2680	13/16	20	40°
K060780	78 5/8	1996	13/16	20	40°	K061054	106	2692	13/16	20	40°
K060785	79	2007	13/16	20	40°	K061058	106 3/8	2701	13/16	20	40°
K060787	79 1/8	2010	13/16	20	40°	K061066	107 1/8	2722	13/16	20	40°
K060790	79 1/2	2018	13/16	20	40°	K061073	107 7/8	2741	13/16	20	40°
K060795	80 1/8	2034	13/16	20	40°	K061075	108 1/8	2746	13/16	20	40°
K060798	80 3/8	2040	13/16	20	40°	K061080	108 3/4	2761	13/16	20	40°
K060802	80 3/4	2051	13/16	20	40°	K061093	109 3/4	2788	13/16	20	40°
K060804	81	2057	13/16	20	40°	K061098	109 3/8	2780	13/16	20	40°
K060806	81 1/8	2061	13/16	20	40°	K061099	110 1/2	2807	13/16	20	40°
K060810	81 5/8	2073	13/16	20	40°	K061105	111 1/8	2824	13/16	20	40°
K060815	82 1/8	2085	13/16	20	40°	K061110	111 5/8	2835	13/16	20	40°
K060819	82 1/2	2093	13/16	20	40°	K061115	111 7/8	2841	13/16	20	40°
K060820	82 1/2	2096	13/16	20	40°	K061120	112 1/2	2859	13/16	20	40°
K060822	82 3/4	2102	13/16	20	40°	K061123	112 7/8	2869	13/16	20	40°
K060824	83	2108	13/16	20	40°	K061130	113 5/8	2886	13/16	20	40°
K060825	83 1/8	2112	13/16	20	40°	K061140	114 1/2	2910	13/16	20	40°
K060827	83 1/4	2116	13/16	20	40°	K061141	114 5/8	2911	13/16	20	40°
K060828	83 3/8	2119	13/16	20	40°	K061145	115 1/4	2927	13/16	20	40°

Micro-V AT® Belts - Listed by Number

Belt No.	Length (in)	Length (mm)	Top Width (in)	Top Width (mm)	Angle	Belt No.	Length (in)	Length (mm)	Top Width (in)	Top Width (mm)	Angle
K061177	118 1/4	3005	13/16	20	40°	K071009	101 3/8	2576	15/16	24	40°
K061187	119 1/4	3030	13/16	20	40°	K071013	101 7/8	2586	15/16	24	40°
K061195	120 1/8	3051	13/16	20	40°	K071031	103 5/8	2633	15/16	24	40°
K061203	120 7/8	3069	13/16	20	40°	K071037	104 1/4	2649	15/16	24	40°
K061230	123 5/8	3138	13/16	20	40°	K071040	104 5/8	2656	15/16	24	40°
K061247	125 1/4	3183	13/16	20	40°	K071045	105 1/8	2671	15/16	24	40°
K061251	125 5/8	3192	13/16	20	40°	K071056	106 1/4	2699	15/16	24	40°
K061360	136 1/2	3467	13/16	20	40°	K071065	107 1/8	2720	15/16	24	40°
K061369	137 1/2	3492	13/16	20	40°	K071130	113 5/8	2886	15/16	24	40°
K061373	137 7/8	3502	13/16	20	40°	K071134	114	2897	15/16	24	40°
K061380	138 5/8	3519	13/16	20	40°	K071141	114 5/8	2912	15/16	24	40°
K061420	142 1/2	3621	13/16	20	40°	K071150	115 5/8	2936	15/16	24	40°
K061490	149 1/2	3799	13/16	20	40°	K071157	116 1/4	2953	15/16	24	40°
K070319	32 1/2	824	15/16	24	40°	K071194	119 7/8	3046	15/16	24	40°
K070362	36 7/8	936	15/16	24	40°	K071247	125 3/8	3183	15/16	24	40°
K070370	37 3/4	957	15/16	24	40°	K080300	30 3/4	781	1 3/32	28	40°
K070390	39 3/4	1008	15/16	24	40°	K080330	33 3/4	856	1 3/32	28	40°
K070415	42	1068	15/16	24	40°	K080334	34	864	1 3/32	28	40°
K070425	43 1/8	1095	15/16	24	40°	K080360	36 3/4	932	1 3/32	28	40°
K070448	45 3/8	1153	15/16	24	40°	K080365	37 1/8	943	1 3/32	28	40°
K070491EMD	49 5/8	1261	15/16	24	40°	K080370	37 3/4	957	1 3/32	28	40°
K070500	50 5/8	1286	15/16	24	40°	K080375	38 1/8	968	1 3/32	28	40°
K070505	51 1/8	1300	15/16	24	40°	K080382	38 3/4	983	1 3/32	28	40°
K070508	51 3/8	1305	15/16	24	40°	K080384	39	990	1 3/32	28	40°
K070539	54 1/2	1385	15/16	24	40°	K080390	39 3/4	1008	1 3/32	28	40°
K070553	55 7/8	1418	15/16	24	40°	K080392	39 7/8	1014	1 3/32	28	40°
K070610	61 5/8	1564	15/16	24	40°	K080400	40 3/4	1034	1 3/32	28	40°
K070615	62 1/8	1578	15/16	24	40°	K080408	41 3/8	1051	1 3/32	28	40°
K070622	62 3/4	1594	15/16	24	40°	K080415	42 1/8	1069	1 3/32	28	40°
K070628	63 3/8	1609	15/16	24	40°	K080424	43	1091	1 3/32	28	40°
K070630	63 5/8	1616	15/16	24	40°	K080427	43 1/2	1103	1 3/32	28	40°
K070640	64 5/8	1642	15/16	24	40°	K080435	44 1/8	1122	1 3/32	28	40°
K070644	65	1651	15/16	24	40°	K080450	45 5/8	1160	1 3/32	28	40°
K070649	66 1/2	1688	15/16	24	40°	K080455	46	1170	1 3/32	28	40°
K070653	65 7/8	1675	15/16	24	40°	K080458	46 3/8	1179	1 3/32	28	40°
K070655	66	1678	15/16	24	40°	K080465	47	1195	1 3/32	28	40°
K070669	67 1/2	1714	15/16	24	40°	K080471	47 3/4	1211	1 3/32	28	40°
K070673	67 3/4	1722	15/16	24	40°	K080485	49 1/8	1249	1 3/32	28	40°
K070677	68 1/4	1734	15/16	24	40°	K080491	49 5/8	1260	1 3/32	28	40°
K070680	68 5/8	1743	15/16	24	40°	K080496	50 1/8	1274	1 3/32	28	40°
K070683	68 7/8	1750	15/16	24	40°	K080505	51	1297	1 3/32	28	40°
K070685	69 1/8	1756	15/16	24	40°	K080510	51 1/2	1309	1 3/32	28	40°
K070690	69 1/2	1767	15/16	24	40°	K080514	52	1320	1 3/32	28	40°
K070694	70	1779	15/16	24	40°	K080525	53 1/8	1351	1 3/32	28	40°
K070701	70 3/4	1796	15/16	24	40°	K080530	53 1/2	1359	1 3/32	28	40°
K070705	71 1/8	1807	15/16	24	40°	K080537	54 1/4	1379	1 3/32	28	40°
K070709	71 1/2	1816	15/16	24	40°	K080545	55 1/8	1399	1 3/32	28	40°
K070721	72 3/4	1847	15/16	24	40°	K080550	55 3/4	1415	1 3/32	28	40°
K070730	73 5/8	1870	15/16	24	40°	K080558	56 1/4	1429	1 3/32	28	40°
K070733	73 3/4	1874	15/16	24	40°	K080560	56 5/8	1439	1 3/32	28	40°
K070735	74 1/8	1883	15/16	24	40°	K080565	57	1448	1 3/32	28	40°
K070750	75 5/8	1920	15/16	24	40°	K080566	57 1/8	1452	1 3/32	28	40°
K070755	76 1/8	1933	15/16	24	40°	K080570	57 1/2	1462	1 3/32	28	40°
K070763	76 7/8	1951	15/16	24	40°	K080575	58 1/8	1475	1 3/32	28	40°
K070776	78	1982	15/16	24	40°	K080580	58 5/8	1490	1 3/32	28	40°
K070786	79 1/8	2011	15/16	24	40°	K080585	59	1499	1 3/32	28	40°
K070795	80	2033	15/16	24	40°	K080590	59 1/2	1512	1 3/32	28	40°
K070801	80 3/4	2051	15/16	24	40°	K080594	60	1523	1 3/32	28	40°
K070810	81 5/8	2073	15/16	24	40°	K080600	60 5/8	1538	1 3/32	28	40°
K070822	82 3/4	2102	15/16	24	40°	K080605	61 1/8	1553	1 3/32	28	40°
K070825	83 1/8	2112	15/16	24	40°	K080610	61 3/4	1569	1 3/32	28	40°
K070834	84	2133	15/16	24	40°	K080615	62 1/8	1577	1 3/32	28	40°
K070835	84	2134	15/16	24	40°	K080620	62 5/8	1591	1 3/32	28	40°
K070846	85 1/4	2164	15/16	24	40°	K080623	62 7/8	1598	1 3/32	28	40°
K070852	85 3/4	2178	15/16	24	40°	K080626	63 1/8	1603	1 3/32	28	40°
K070855	86 1/8	2187	15/16	24	40°	K080630	63 5/8	1616	1 3/32	28	40°
K070873	87 7/8	2232	15/16	24	40°	K080635	64 1/4	1633	1 3/32	28	40°
K070880	88 1/2	2249	15/16	24	40°	K080644	65	1651	1 3/32	28	40°
K070882	88 3/4	2255	15/16	24	40°	K080645	65 1/4	1657	1 3/32	28	40°
K070885	89 1/8	2263	15/16	24	40°	K080649	65 1/2	1665	1 3/32	28	40°
K070886	89 1/8	2265	15/16	24	40°	K080653	65 7/8	1674	1 3/32	28	40°
K070890	89 3/4	2278	15/16	24	40°	K080655	66 1/4	1683	1 3/32	28	40°
K070896	90 1/8	2289	15/16	24	40°	K080660	66 1/2	1691	1 3/32	28	40°
K070901	90 5/8	2301	15/16	24	40°	K080670	67 1/2	1716	1 3/32	28	40°
K070903	90 7/8	2308	15/16	24	40°	K080672	67 3/4	1722	1 3/32	28	40°
K070905	91 1/8	2314	15/16	24	40°	K080675	68	1728	1 3/32	28	40°
K070916	92 1/4	2343	15/16	24	40°	K080677	68 1/4	1734	1 3/32	28	40°
K070922	92 3/4	2357	15/16	24	40°	K080680	68 5/8	1742	1 3/32	28	40°
K070924	93	2362	15/16	24	40°	K080685	69 1/8	1756	1 3/32	28	40°
K070931	93 5/8	2378	15/16	24	40°	K080690	69 5/8	1767	1 3/32	28	40°
K070951	95 3/4	2431	15/16	24	40°	K080694	70	1777	1 3/32	28	40°
K070961	96 3/4	2457	15/16	24	40°	K080700	70 1/2	1789	1 3/32	28	40°
K070971	97 3/4	2481	15/16	24	40°	K080702	70 3/4	1798	1 3/32	28	40°
K070975	97 3/4	2484	15/16	24	40°	K080708	71 1/4	1811	1 3/32	28	40°
K070976	98 1/8	2492	15/16	24	40°	K080710	71 1/2	1816	1 3/32	28	40°
K071005	101 1/8	2568	15/16	24	40°	K080716	72 1/8	1831	1 3/32	28	40°

Size Lists

Micro-V AT® Belts - Listed by Number

Belt No.	Length (in)	Length (mm)	Top Width (in)	Top Width (mm)	Angle	Belt No.	Length (in)	Length (mm)	Top Width (in)	Top Width (mm)	Angle
K080720	72 5/8	1845	1 3/32	28	40°	K100456	46 1/8	1173	1 3/8	35	40°
K080726	73 1/4	1859	1 3/32	28	40°	K100465	47	1195	1 3/8	35	40°
K080730	73 1/2	1867	1 3/32	28	40°	K100485	48 7/8	1241	1 3/8	35	40°
K080733	73 3/4	1874	1 3/32	28	40°	K100495	50 1/8	1274	1 3/8	35	40°
K080734	74	1880	1 3/32	28	40°	K100502	50 3/4	1288	1 3/8	35	40°
K080738	74 3/8	1889	1 3/32	28	40°	K100510	51 1/2	1309	1 3/8	35	40°
K080740	74 5/8	1896	1 3/32	28	40°	K100535	54	1373	1 3/8	35	40°
K080745	75 1/8	1907	1 3/32	28	40°	K100540	54 1/2	1385	1 3/8	35	40°
K080751	75 5/8	1921	1 3/32	28	40°	K100554	56	1423	1 3/8	35	40°
K080755	76	1931	1 3/32	28	40°	K100563	56 7/8	1444	1 3/8	35	40°
K080760	76 1/2	1942	1 3/32	28	40°	K100570	57 1/2	1462	1 3/8	35	40°
K080765	77	1957	1 3/32	28	40°	K100572	57 7/8	1469	1 3/8	35	40°
K080774	77 3/4	1976	1 3/32	28	40°	K100575	58 1/8	1475	1 3/8	35	40°
K080776	78 1/8	1985	1 3/32	28	40°	K100579	58 1/2	1487	1 3/8	35	40°
K080780	78 5/8	1996	1 3/32	28	40°	K100594	60	1523	1 3/8	35	40°
K080785	79	2007	1 3/32	28	40°	K100607	61 1/4	1557	1 3/8	35	40°
K080790	79 1/2	2019	1 3/32	28	40°	K100610	61 5/8	1564	1 3/8	35	40°
K080797	80 1/8	2037	1 3/32	28	40°	K100618	62 3/8	1585	1 3/8	35	40°
K080806	81 1/8	2061	1 3/32	28	40°	K100630	63 5/8	1616	1 3/8	35	40°
K080810	81 5/8	2073	1 3/32	28	40°	K100637	64 1/4	1633	1 3/8	35	40°
K080816	82 1/8	2086	1 3/32	28	40°	K100640	64 5/8	1642	1 3/8	35	40°
K080817	82 3/8	2091	1 3/32	28	40°	K100655	66	1678	1 3/8	35	40°
K080820	82 3/4	2101	1 3/32	28	40°	K100658	66 3/8	1687	1 3/8	35	40°
K080825	83 1/8	2112	1 3/32	28	40°	K100665	67 1/8	1704	1 3/8	35	40°
K080830	83 3/4	2127	1 3/32	28	40°	K100670	67 1/2	1716	1 3/8	35	40°
K080839	84 3/8	2144	1 3/32	28	40°	K100675	68	1728	1 3/8	35	40°
K080842	84 3/4	2154	1 3/32	28	40°	K100677	68 1/4	1734	1 3/8	35	40°
K080855	86 1/8	2187	1 3/32	28	40°	K100710	71 1/2	1816	1 3/8	35	40°
K080859	86 3/8	2195	1 3/32	28	40°	K100719	72 3/8	1840	1 3/8	35	40°
K080865	87 1/8	2212	1 3/32	28	40°	K100731	73 5/8	1871	1 3/8	35	40°
K080872	87 3/4	2230	1 3/32	28	40°	K100739	74 1/2	1893	1 3/8	35	40°
K080876	88 1/8	2240	1 3/32	28	40°	K100771	77 3/4	1976	1 3/8	35	40°
K080878	88 3/8	2245	1 3/32	28	40°	K100789	79 1/2	2019	1 3/8	35	40°
K080893	89 7/8	2282	1 3/32	28	40°	K100810	81 5/8	2073	1 3/8	35	40°
K080897	90 3/8	2295	1 3/32	28	40°	K100840	84 5/8	2149	1 3/8	35	40°
K080903	90 7/8	2308	1 3/32	28	40°	K100852	85 7/8	2182	1 3/8	35	40°
K080910	91 5/8	2326	1 3/32	28	40°	K100891	89 3/4	2278	1 3/8	35	40°
K080915	92 1/8	2340	1 3/32	28	40°	K110841	84 3/4	2153	1 1/2	38	40°
K080922	92 3/4	2355	1 3/32	28	40°	K120281	28 3/4	730	1 21/32	42	40°
K080926	93 1/8	2367	1 3/32	28	40°	K120360	36 5/8	929	1 21/32	42	40°
K080934	93 7/8	2384	1 3/32	28	40°	K120390	39 3/4	1008	1 21/32	42	40°
K080939	94 1/2	2400	1 3/32	28	40°	K120400	40 3/4	1034	1 21/32	42	40°
K080944	95	2412	1 3/32	28	40°	K120410	41 1/2	1054	1 21/32	42	40°
K080948	95 3/8	2424	1 3/32	28	40°	K120525	53 1/8	1351	1 21/32	42	40°
K080952	95 3/4	2432	1 3/32	28	40°	K120559	56 1/2	1436	1 21/32	42	40°
K080956	96 1/4	2444	1 3/32	28	40°	K120594	60	1523	1 21/32	42	40°
K080968	97 1/2	2475	1 3/32	28	40°	K120606	61 1/8	1553	1 21/32	42	40°
K080981	98 5/8	2505	1 3/32	28	40°	K120610	61 3/4	1569	1 21/32	42	40°
K080986	99 1/8	2519	1 3/32	28	40°	K120702	70 3/4	1798	1 21/32	42	40°
K080991	99 5/8	2531	1 3/32	28	40°	K120720	72 5/8	1845	1 21/32	42	40°
K081000	100 5/8	2555	1 3/32	28	40°	K120738	74 3/8	1889	1 21/32	42	40°
K081005	101 1/8	2568	1 3/32	28	40°	K120815	82	2083	1 21/32	42	40°
K081020	102 5/8	2605	1 3/32	28	40°	K120842	84 3/4	2154	1 21/32	42	40°
K081023	102 7/8	2613	1 3/32	28	40°	K120864	86 7/8	2208	1 21/32	42	40°
K081035	104	2642	1 3/32	28	40°	K120872	87 3/4	2230	1 21/32	42	40°
K081074	108	2745	1 3/32	28	40°	K120878	88 3/8	2245	1 21/32	42	40°
K081079	108 1/2	2756	1 3/32	28	40°	K120891	89 5/8	2278	1 21/32	42	40°
K081088	109 3/8	2778	1 3/32	28	40°	K120901	90 5/8	2301	1 21/32	42	40°
K081092	109 3/4	2788	1 3/32	28	40°	K120903	90 7/8	2308	1 21/32	42	40°
K081102	110 3/4	2814	1 3/32	28	40°	K120911	91 3/4	2329	1 21/32	42	40°
K081124	113	2869	1 3/32	28	40°	K120924	93 1/8	2364	1 21/32	42	40°
K081145	115 1/8	2924	1 3/32	28	40°	K120931	93 3/4	2381	1 21/32	42	40°
K081153	116 1/4	2953	1 3/32	28	40°	K120964	97	2463	1 21/32	42	40°
K081177	118 1/4	3005	1 3/32	28	40°	K120979	98 1/8	2492	1 21/32	42	40°
K081189	119 1/2	3035	1 3/32	28	40°	K121039	104 1/2	2654	1 21/32	42	40°
K081196	120 1/8	3050	1 3/32	28	40°	K140345	35	890	1 15/16	49	40°
K081207	121 3/8	3082	1 3/32	28	40°	K140352	35 7/8	910	1 15/16	49	40°
K081213	121 7/8	3096	1 3/32	28	40°	K140370	37 1/2	954	1 15/16	49	40°
K081223	122 3/4	3117	1 3/32	28	40°	K140429	43 1/2	1106	1 15/16	49	40°
K081253	125 7/8	3198	1 3/32	28	40°	K140433	43 7/8	1116	1 15/16	49	40°
K081264	127	3227	1 3/32	28	40°	K140451	45 5/8	1160	1 15/16	49	40°
K081265	127 1/8	3228	1 3/32	28	40°	K140496	50 1/8	1274	1 15/16	49	40°
K081298	130 3/8	3312	1 3/32	28	40°	K140516	52 1/8	1325	1 15/16	49	40°
K081325	133 1/8	3381	1 3/32	28	40°	K140524	53 1/8	1350	1 15/16	49	40°
K081331	133 3/4	3396	1 3/32	28	40°	K140555	56	1422	1 15/16	49	40°
K081348	135 3/8	3439	1 3/32	28	40°	K140580	58 5/8	1490	1 15/16	49	40°
K081359	136 1/2	3468	1 3/32	28	40°	K140594	60	1523	1 15/16	49	40°
K081362	136 3/4	3499	1 3/32	28	40°	K140597	60 3/8	1534	1 15/16	49	40°
K081377	138 1/4	3513	1 3/32	28	40°	K140603	60 7/8	1546	1 15/16	49	40°
K081490	149 1/2	3799	1 3/32	28	40°	K140618	62 3/8	1585	1 15/16	49	40°
K090500	50 1/2	1282	1 7/32	31	40°	K140627	63 3/8	1609	1 15/16	49	40°
K090609	61 1/2	1562	1 7/32	31	40°	K140662	66 3/4	1696	1 15/16	49	40°
K100381	38 3/4	983	1 3/8	35	40°	K140682	68 3/4	1746	1 15/16	49	40°
K100437	44 1/4	1124	1 3/8	35	40°	K140700	70 1/2	1789	1 15/16	49	40°
K100445	45 1/8	1148	1 3/8	35	40°	K150759	76 3/8	1942	2 1/16	53	40°

Showing Nominal Belt Top Widths, Outside Lengths and Angles with Our Corresponding Belt Numbers

Length (in)	Length (mm)	Angle	Belt No.	Length (in)	Length (mm)	Angle	Belt No.	Length (in)	Length (mm)	Angle	Belt No.
3/16 (4.7mm) Top Width				9/16" (14mm) Top Width				21/32" (17mm) Top Width			
				- Continued							
31 7/8	810	40°	2PJ800	35 7/8	912	40°	K040353	33 3/4	856	40°	K050330
33 1/4	846	40°	2PJ836	36 1/8	918	40°	K040355	34	864	40°	K050335
33 5/8	855	40°	2PJ845	36 3/8	924	40°	K040358	34 3/8	872	40°	K050336
34 1/4	870	40°	2PJ860	36 3/4	932	40°	K040360	34 5/8	881	40°	K050340
36	915	40°	2PJ905	37 1/8	943	40°	K040365	35	889	40°	K050344
13/32" (11mm) Top Width								- Continued			
20	509	40°	K030195	37 1/2	954	40°	K040370	35 1/4	894	40°	K050345
22 5/8	576	40°	K030220	38	964	40°	K040372	35 5/8	906	40°	K050350
23 3/4	603	40°	K030231	38 1/2	977	40°	K040378	36 1/8	918	40°	K050355
24 1/4	615	40°	K030236	38 3/4	983	40°	K040382	36 3/4	932	40°	K050360
24 3/4	629	40°	K030240	39	990	40°	K040384	37	939	40°	K050364
24 7/8	632	40°	K030243	39 1/8	993	40°	K040385	37 1/8	943	40°	K050365
25 1/4	640	40°	K030245	39 3/8	999	40°	K040388	37 3/8	949	40°	K050368
25 3/4	654	40°	K030250	39 3/4	1008	40°	K040390	37 3/4	957	40°	K050370
27 1/8	689	40°	K030265	40 1/4	1020	40°	K040395	38 1/4	970	40°	K050375
27 3/8	695	40°	K030267	40 3/8	1027	40°	K040398	38 3/4	983	40°	K050380
28 3/4	730	40°	K030280	40 5/8	1030	40°	K040399	39 1/4	996	40°	K050385
29 3/4	755	40°	K030290	40 3/4	1035	40°	K040400	39 3/4	1008	40°	K050390
30 1/8	765	40°	K030295	41 1/4	1050	40°	K040405	40 1/4	1021	40°	K050396
30 1/2	775	40°	K030299	41 5/8	1060	40°	K040410	40 3/8	1027	40°	K050398
30 3/4	781	40°	K030300	42 1/8	1068	40°	K040413	40 5/8	1031	40°	K050400
31 5/8	805	40°	K030310	42	1068	40°	K040415	40 3/4	1035	40°	K050402
32 7/8	836	40°	K030323	42 3/8	1075	40°	K040418	41 1/4	1047	40°	K050405
33 1/2	850	40°	K030328	42 5/8	1085	40°	K040420	41 3/8	1050	40°	K050407
34	864	40°	K030334	43 1/8	1095	40°	K040425	41 3/4	1059	40°	K050410
34 3/8	874	40°	K030338	43 3/4	1110	40°	K040430	42 1/8	1068	40°	K050415
34 5/8	881	40°	K030340	44 3/8	1125	40°	K040438	42 3/8	1076	40°	K050418
35 5/8	906	40°	K030350	44 3/4	1135	40°	K040440	42 5/8	1084	40°	K050420
37 1/8	943	40°	K030365	45 1/4	1150	40°	K040445	43 1/8	1095	40°	K050425
39 1/8	993	40°	K030384	45 3/4	1160	40°	K040450	43 1/2	1103	40°	K050429
39 3/4	1008	40°	K030390	46 1/4	1175	40°	K040457	43 3/4	1113	40°	K050433
40 1/4	1021	40°	K030395	46 5/8	1185	40°	K040460	44 1/8	1122	40°	K050435
42 1/8	1068	40°	K030415	47	1195	40°	K040465	44 1/2	1129	40°	K050438
43 1/8	1095	40°	K030425	47 3/4	1215	40°	K040470	44 3/4	1135	40°	K050440
44 3/4	1135	40°	K030441	48 1/8	1223	40°	K040476	44 3/4	1137	40°	K050442
46	1170	40°	K030455	49 3/8	1254	40°	K040488	45 1/8	1148	40°	K050446
46 1/4	1175	40°	K040457	49 1/2	1255	40°	K040490	45 3/8	1152	40°	K050448
47 3/4	1212	40°	K030471	50 5/8	1285	40°	K040500	45 5/8	1160	40°	K050450
				51 1/8	1300	40°	K040506	46	1170	40°	K050455
				51 1/2	1310	40°	K040510	46 3/8	1179	40°	K050459
				51 3/4	1315	40°	K040512	46 5/8	1186	40°	K050460
				52	1320	40°	K040514	47 5/8	1211	40°	K050470
				52 1/8	1325	40°	K040517	47 7/8	1218	40°	K050474
				52 5/8	1335	40°	K040520	48 3/8	1228	40°	K050478
				53 1/8	1349	40°	K040525	48 5/8	1237	40°	K050480
				53 1/2	1359	40°	K040529	49 1/8	1249	40°	K050486
				54	1370	40°	K040535	49 1/2	1258	40°	K050490
				55	1395	40°	K040545	50 5/8	1286	40°	K050500
				55 5/8	1414	40°	K040551	51	1297	40°	K050505
				56 1/2	1435	40°	K040560	51 1/8	1300	40°	K050507
				58 1/8	1475	40°	K040575	51 3/4	1315	40°	K050510
				60	1525	40°	K040595	52 1/4	1327	40°	K050516
				62 5/8	1591	40°	K040620	52 5/8	1338	40°	K050520
				63 5/8	1615	40°	K040630	52 7/8	1343	40°	K050523
				64	1627	40°	K040635	53 1/2	1359	40°	K050530
				69 1/8	1755	40°	K040685	53 7/8	1367	40°	K050532
				75 1/8	1905	40°	K040745	54 3/8	1380	40°	K050538
				76 7/8	1952	40°	K040762	55 1/4	1404	40°	K050545
				88 3/4	2255	40°	K040882	55 3/4	1415	40°	K050551
				94 5/8	2405	40°	K040940	57	1448	40°	K050565
				21/32" (17mm) Top Width				57 1/2	1462	40°	K050570
				20 3/4	527	40°	K050200	57 3/4	1468	40°	* K050565
				27 3/4	704	40°	K050271	59 1/4	1504	40°	K050586
				28 1/4	717	40°	K050275	61 1/2	1563	40°	K050609
				28 3/4	730	40°	K050280	61 3/4	1568	40°	K050612
				29 3/4	755	40°	K050290	62 1/8	1579	40°	* DK050610
				32 1/4	818	40°	K050316	62 3/8	1584	40°	K050618
				32 1/2	824	40°	K050317	63 1/8	1603	40°	K050625
				32 3/4	831	40°	K050321	63 5/8	1616	40°	K050630
				33	837	40°	K050323	64 1/8	1627	40°	K050635
				33 1/4	843	40°	K050326	64 5/8	1642	40°	K050640
								65	1651	40°	K050644
								65 1/4	1657	40°	K050647

* Dual Sided Belt

Micro-V AT® Belts - Listed by Size

Length (in)	Length (mm)	Angle	Belt No.	Length (in)	Length (mm)	Angle	Belt No.	Length (in)	Length (mm)	Angle	Belt No.
21/32" (17mm) Top Width				13/16" (20mm) Top Width				13/16" (20mm) Top Width			
- Continued				- Continued				- Continued			
65 5/8	1667	40°	K050650	50	1270	40°	K060494	75	1904	40°	K060744
65 7/8	1675	40°	K050653	50 1/8	1274	40°	K060495	75 3/8	1914	40°	K060747
66 3/8	1687	40°	K050658	50 3/4	1288	40°	K060500	75 5/8	1921	40°	K060750
66 3/4	1696	40°	K050660	51	1297	40°	K060505	76	1932	40°	K060755
67 1/8	1704	40°	K050665	51 1/8	1300	40°	K060507	76 1/2	1942	40°	K060760
69 5/8	1768	40°	K050689	51 1/2	1309	40°	K060509	76 7/8	1951	40°	K060763
69 3/4	1772	40°	K050690	51 3/4	1315	40°	K060512	77	1957	40°	K060764
70	1778	40°	K050694	52	1321	40°	K060514	77 3/8	1967	40°	K060770
71 1/8	1807	40°	K050705	52 1/8	1325	40°	K060516	77 5/8	1971	40°	K060771
72 1/8	1831	40°	K050715	52 3/4	1339	40°	K060520	77 7/8	1977	40°	K060772
72 5/8	1845	40°	K050720	52 7/8	1342	40°	K060523	78	1982	40°	K060775
75 3/8	1914	40°	K050750	53	1348	40°	*DK060519	78 5/8	1996	40°	K060780
76	1932	40°	K050755	53 3/8	1355	40°	K060525	79	2007	40°	K060785
76 1/4	1937	40°	K050757	53 1/2	1359	40°	K060529	79 1/8	2010	40°	K060787
78 3/8	1989	40°	K050778	53 7/8	1367	40°	K060532	79 1/2	2018	40°	K060790
82 1/2	2096	40°	K050817	54 1/4	1379	40°	K060535	80 1/8	2034	40°	K060795
83 1/8	2112	40°	K050825	54 1/2	1385	40°	K060539	80 3/8	2040	40°	K060798
84	2134	40°	K050835	55	1397	40°	K060544	80 3/4	2043	40°	*DK060791
84 1/8	2138	40°	K050836	55 1/4	1404	40°	K060547	80 3/4	2051	40°	K060802
85 1/8	2164	40°	K050845	55 3/4	1415	40°	K060551	81	2057	40°	K060804
86 1/8	2187	40°	K050855	56	1423	40°	K060555	81 1/8	2061	40°	K060806
89 1/8	2265	40°	K050887	56 1/4	1429	40°	K060557	81 5/8	2073	40°	K060810
				56 1/2	1436	40°	K060559	82 1/8	2085	40°	K060815
				56 5/8	1439	40°	K060560	82 1/2	2093	40°	K060819
				56 7/8	1445	40°	K060563	82 1/2	2096	40°	K060820
				57 1/2	1462	40°	K060569	82 3/4	2102	40°	K060822
				57 7/8	1471	40°	K060573	83	2108	40°	K060824
				58	1473	40°	K060575	83 1/8	2112	40°	K060825
				58 3/8	1483	40°	K060578	83 1/4	2116	40°	K060827
				59 1/4	1504	40°	K060586	83 3/8	2119	40°	K060828
				59 3/8	1508	40°	K060588	83 3/4	2127	40°	K060832
				60	1523	40°	K060594	84	2134	40°	K060834
				60 3/8	1534	40°	K060598	84 1/4	2140	40°	K060837
				60 3/4	1542	40°	K060602	84 1/2	2147	40°	K060840
				60 7/8	1547	40°	K060604	84 5/8	2149	40°	K060841
				61 1/8	1553	40°	K060605	84 3/4	2153	40°	K060842
				61 1/2	1563	40°	K060609	85 1/4	2165	40°	K060845
				61 3/4	1569	40°	K060612	85 1/2	2171	40°	K060849
				62 1/8	1577	40°	K060615	85 5/8	2175	40°	K060850
				62 5/8	1591	40°	K060620	85 7/8	2182	40°	K060854
				62 7/8	1598	40°	K060623	86 3/8	2193	40°	K060858
				63 1/8	1603	40°	K060625	86 5/8	2201	40°	K060860
				63 5/8	1616	40°	K060630	86 7/8	2206	40°	K060863
				64 1/8	1627	40°	K060635	86 7/8	2208	40°	K060864
				64 3/8	1634	40°	K060637	87 1/4	2216	40°	K060866
				64 5/8	1642	40°	K060640	87 3/8	2219	40°	K060868
				64 3/4	1646	40°	K060642	87 5/8	2225	40°	K060870
				65	1651	40°	K060645	87 7/8	2233	40°	K060874
				65 1/2	1665	40°	K060650	88 1/8	2238	40°	K060875
				65 7/8	1674	40°	K060653	88 1/8	2239	40°	K060876
				66 3/8	1687	40°	K060658	88 3/8	2245	40°	K060878
				66 3/4	1696	40°	K060660	88 7/8	2257	40°	K060882
				66 7/8	1699	40°	K060663	89	2261	40°	K060883
				67 1/4	1708	40°	K060667	89 1/8	2263	40°	K060885
				67 1/2	1716	40°	K060670	89 1/8	2265	40°	K060886
				67 3/4	1722	40°	K060672	89 1/2	2273	40°	K060888
				68	1728	40°	K060675	89 3/4	2278	40°	K060891
				68 1/2	1741	40°	*DK060674	90 1/8	2289	40°	K060895
				68 5/8	1742	40°	K060680	90 5/8	2301	40°	K060900
				68 7/8	1750	40°	K060682	90 7/8	2308	40°	K060905
				69 1/8	1756	40°	K060685	91 1/4	2318	40°	K060908
				69 5/8	1767	40°	K060690	91 5/8	2329	40°	K060910
				70	1777	40°	K060695	92 1/8	2340	40°	K060915
				70 1/4	1783	40°	K060696	92 3/8	2347	40°	K060919
				70 7/8	1799	40°	K060703	92 7/8	2360	40°	K060923
				71 1/8	1807	40°	K060705	93 1/8	2364	40°	K060926
				71 1/4	1811	40°	*DK060702	93 5/8	2377	40°	K060930
				71 1/2	1816	40°	K060710	94	2387	40°	K060935
				71 5/8	1820	40°	K060711	94 1/2	2400	40°	K060938
				72	1830	40°	K060716	94 3/4	2407	40°	K060942
				72 5/8	1845	40°	K060721	95 1/8	2415	40°	K060945
				72 3/4	1848	40°	K060722	95 1/4	2419	40°	K060947
				73	1853	40°	*DK060718	95 5/8	2428	40°	K060950
				73 1/4	1859	40°	K060725	95 3/4	2432	40°	*DK060956
				73 1/2	1867	40°	K060730	96 1/8	2440	40°	K060956
				73 3/4	1872	40°	*DK060725	96 5/8	2452	40°	K060960
				73 7/8	1876	40°	K060733	96 7/8	2460	40°	K060962
				74 1/8	1881	40°	K060735	97 1/8	2468	40°	K060966
				74 1/4	1885	40°	*DK060729	97 5/8	2479	40°	K060970
				74 1/2	1893	40°	K060739	98 1/8	2492	40°	K060975

* Dual Sided Belt

Micro-V AT® Belts - Listed by Size

Length (in)	Length (mm)	Angle	Belt No.	Length (in)	Length (mm)	Angle	Belt No.	Length (in)	Length (mm)	Angle	Belt No.
13/16" (20mm) Top Width				15/16" (24mm) Top Width				1 3/32" (28mm) Top Width			
- Continued				- Continued							
98 5/8	2504	40°	*DK060973	62 1/8	1578	40°	K070615	30 3/4	781	40°	K080300
98 5/8	2505	40°	K060980	62 3/4	1594	40°	K070622	33 3/4	856	40°	K080330
99	2513	40°	K060984	63 3/8	1609	40°	K070628	34	864	40°	K080334
99 1/2	2526	40°	K060988	63 5/8	1616	40°	K070630	36 3/4	932	40°	K080360
99 5/8	2531	40°	K060990	64 5/8	1642	40°	K070640	37 1/8	943	40°	K080365
99 7/8	2537	40°	K060994	65	1651	40°	K070644	37 3/4	957	40°	K080370
100	2539	40°	K060995	65 7/8	1675	40°	K070653	38 1/8	968	40°	K080375
100 1/4	2546	40°	K060997	66	1678	40°	K070655	38 3/4	983	40°	K080382
100 5/8	2555	40°	K061000	66 1/2	1688	40°	K070649	39	990	40°	K080384
101 1/8	2568	40°	K061005	67 1/2	1714	40°	K070669	39 3/4	1008	40°	K080390
101 5/8	2581	40°	K061010	67 3/4	1722	40°	K070673	39 7/8	1014	40°	K080392
102 1/8	2593	40°	K061015	68 1/4	1734	40°	K070677	40 3/4	1034	40°	K080400
102 1/4	2596	40°	K061016	68 5/8	1743	40°	K070680	41 3/8	1051	40°	K080408
102 5/8	2605	40°	K061020	68 7/8	1750	40°	K070683	42 1/8	1069	40°	K080415
103	2615	40°	K061025	69 1/8	1756	40°	K070685	43	1091	40°	K080424
103 5/8	2633	40°	K061031	69 1/2	1767	40°	K070690	43 1/2	1103	40°	K080427
103 7/8	2639	40°	K061033	70	1779	40°	K070694	44 1/8	1122	40°	K080435
104 1/4	2649	40°	K061037	70 3/4	1796	40°	K070701	45 5/8	1160	40°	K080450
105	2666	40°	K061045	71 1/8	1807	40°	K070705	46	1170	40°	K080455
105 1/2	2680	40°	K061049	71 1/2	1816	40°	K070709	46 3/8	1179	40°	K080458
106	2692	40°	K061054	72 3/4	1847	40°	K070721	47	1195	40°	K080465
106 3/8	2701	40°	K061058	73 5/8	1870	40°	K070730	47 3/4	1211	40°	K080471
107 1/8	2722	40°	K061066	73 3/4	1874	40°	K070733	49 1/8	1249	40°	K080485
107 7/8	2741	40°	K061073	74 1/8	1883	40°	K070735	49 5/8	1260	40°	K080491
108 1/8	2746	40°	K061075	75 5/8	1920	40°	K070750	50 1/8	1274	40°	K080496
108 3/4	2761	40°	K061080	76	1930	40°	7PK1930	51	1297	40°	K080505
109 3/8	2780	40°	K061098	76 1/8	1933	40°	K070755	51 1/2	1309	40°	K080510
109 3/4	2788	40°	K061093	76 7/8	1951	40°	K070763	52	1320	40°	K080514
110 1/2	2807	40°	K061099	78	1982	40°	K070776	53 1/8	1351	40°	K080525
111 1/8	2824	40°	K061105	79 1/8	2011	40°	K070786	53 1/2	1359	40°	K080530
111 5/8	2835	40°	K061110	80	2033	40°	K070795	54	1370	40°	*DK080534
111 7/8	2841	40°	K061115	80 3/4	2051	40°	K070801	54 1/4	1379	40°	K080537
112 1/2	2859	40°	K061120	81 5/8	2073	40°	K070810	55 1/8	1399	40°	K080545
112 7/8	2869	40°	K061123	82 3/4	2102	40°	K070822	55 3/4	1415	40°	K080550
113 5/8	2886	40°	K061130	82 7/8	2105	40°	*DK070817	56 1/4	1429	40°	K080558
114 1/2	2910	40°	K061140	83 1/8	2112	40°	K070825	56 5/8	1439	40°	K080560
114 5/8	2911	40°	K061141	84	2133	40°	K070834	57	1448	40°	K080565
115 1/4	2927	40°	K061145	84	2134	40°	K070835	57 1/8	1452	40°	K080566
118 1/4	3005	40°	K061177	85 1/8	2164	40°	7PK2164	57 1/2	1462	40°	K080570
119 1/4	3030	40°	K061187	85 1/4	2164	40°	K070846	58 1/8	1475	40°	K080575
120 1/8	3051	40°	K061195	85 3/4	2178	40°	K070852	58 5/8	1490	40°	K080580
120 7/8	3069	40°	K061203	86 1/8	2187	40°	K070855	59	1499	40°	K080585
123 5/8	3138	40°	K061230	87 9/32	2217	40°	7PK2217	59 1/2	1512	40°	K080590
125 1/4	3183	40°	K061247	87 7/8	2232	40°	*DK060867	60	1523	40°	K080594
125 5/8	3192	40°	K061251	87 7/8	2232	40°	K070873	60 5/8	1538	40°	K080600
136 1/2	3467	40°	K061360	88 1/2	2249	40°	K070880	61 1/8	1553	40°	K080605
137 1/2	3492	40°	K061369	88 3/4	2255	40°	K070882	61 3/4	1569	40°	K080610
137 7/8	3502	40°	K061373	89 1/8	2263	40°	K070885	62 1/8	1577	40°	K080615
138 5/8	3519	40°	K061380	89 1/8	2265	40°	K070886	62 5/8	1591	40°	K080620
142 1/2	3621	40°	K061420	89 3/4	2278	40°	K070890	62 7/8	1598	40°	K080623
149 1/2	3799	40°	K061490	90 1/8	2289	40°	K070896	63 1/8	1603	40°	K080626
13/16" (21mm) Top Width				90 5/8	2301	40°	K070901	63 5/8	1616	40°	K080630
46 27/32	1190	40°	6PK1190	90 7/8	2308	40°	K070903	64 1/4	1633	40°	K080635
65 1/2	1660	40°	6PK1660	91 1/8	2314	40°	K070905	65	1651	40°	K080644
65 3/4	1669	40°	K060651	92 1/4	2343	40°	K070916	65 1/4	1657	40°	K080645
73	1856	40°	6PK1856	92 3/4	2357	40°	K070922	65 1/2	1665	40°	K080649
74 7/16	1877	40°	6PK1880	93	2362	40°	K070924	65 7/8	1674	40°	K080653
73 7/8	1882	40°	6PK1882	93 5/8	2378	40°	K070931	66 1/4	1683	40°	K080655
74 13/32	1890	40°	6PK1890	95 3/4	2431	40°	K070951	66 1/2	1691	40°	K080660
82 1/4	2090	40°	6PK2090	96 3/4	2457	40°	K070961	67 1/2	1716	40°	K080670
15/16" (24mm) Top Width				97 3/4	2481	40°	K070971	67 3/4	1722	40°	K080672
32 1/2	824	40°	K070319	97 3/4	2484	40°	K070975	68	1728	40°	K080675
36 7/8	936	40°	K070362	98 1/8	2492	40°	K070976	68 1/4	1734	40°	K080677
37 3/4	957	40°	K070370	101 1/8	2568	40°	K071005	68 5/8	1742	40°	K080680
39 3/4	1008	40°	K070390	101 3/8	2576	40°	K071009	69 1/8	1756	40°	K080685
42	1068	40°	K070415	101 7/8	2586	40°	K071013	69 5/8	1767	40°	K080690
43 1/8	1095	40°	K070425	103 5/8	2633	40°	K071031	70	1777	40°	K080694
45 3/8	1153	40°	K070448	104 1/4	2649	40°	K071037	70 1/2	1789	40°	K080700
49 5/8	1261	40°	K070491EMD	104 5/8	2656	40°	K071040	70 3/4	1798	40°	K080702
50 5/8	1286	40°	K070500	105 1/8	2671	40°	K071045	71 1/4	1811	40°	K080708
51 1/8	1300	40°	K070505	106 1/4	2699	40°	K071056	71 1/2	1816	40°	K080710
51 3/8	1305	40°	K070508	107 1/8	2720	40°	K071065	72 1/8	1831	40°	K080716
54 1/2	1385	40°	K070539	113 5/8	2886	40°	K071130	72 5/8	1845	40°	K080720
54 7/8	1394	40°	*DK070536	114	2897	40°	K071134	73 1/4	1859	40°	K080726
55 7/8	1418	40°	K070553	114 1/8	2899	40°	*DK071135	73 1/2	1867	40°	K080730
56 3/8	1432	40°	*DK070551	114 5/8	2912	40°	K071141	73 3/4	1874	40°	K080733
61 5/8	1564	40°	K070610	115 5/8	2936	40°	K071150	74	1880	40°	K080734
				116 1/4	2953	40°	K071157	74 3/8	1889	40°	K080738
				119 7/8	3046	40°	K071194	74 5/8	1896	40°	K080740
				125 3/8	3183	40°	K071247	75 1/8	1907	40°	K080745
								75 5/8	1921	40°	K080751

* Dual Sided Belt

Micro-V AT® Belts - Listed by Size

Length (in)	Length (mm)	Angle	Belt No.	Length (in)	Length (mm)	Angle	Belt No.	Length (in)	Length (mm)	Angle	Belt No.
1 3/32" (28mm) Top Width				1 3/32" (28mm) Top Width				1 1/2" (38mm) Top Width			
- Continued				- Continued							
76	1931	40°	K080755	126	3200	40°	*DK081254	84 3/4	1253	40°	K110841
76 1/2	1942	40°	K080760	127	3227	40°	K081264	1 21/32" (42mm) Top Width			
77	1957	40°	K080765	127 1/8	3228	40°	K081265	28 3/4	730	40°	K120281
77 3/4	1976	40°	K080774	130 3/8	3312	40°	K081298	36 5/8	929	40°	K120360
78 1/8	1985	40°	K080776	133 1/8	3381	40°	K081325	39 3/4	1008	40°	K120390
78 5/8	1996	40°	K080780	133 3/4	3396	40°	K081331	40 3/4	1034	40°	K120400
79	2007	40°	K080785	135 3/8	3439	40°	K081348	41 1/2	1054	40°	K120410
79 1/2	2019	40°	K080790	136 1/2	3468	40°	K081359	53 1/8	1351	40°	K120525
80 1/8	2037	40°	K080797	136 3/4	3499	40°	K081362	56 1/2	1436	40°	K120559
81 1/8	2061	40°	K080806	138 1/4	3513	40°	K081377	60	1523	40°	K120594
81 5/8	2073	40°	K080810	140 7/8	3579	40°	*DK081403	61 1/8	1553	40°	K120606
82 1/8	2086	40°	K080816	149 1/2	3799	40°	K081490	61 3/4	1569	40°	K120610
82 3/8	2091	40°	K080817	1 7/32" (31mm) Top Width				70 3/4	1798	40°	K120702
82 3/4	2101	40°	K080820	50 1/2	1282	40°	K090500	72 5/8	1845	40°	K120720
83 1/8	2112	40°	K080825	61 1/2	1562	40°	K090609	74 3/8	1889	40°	K120738
83 3/4	2127	40°	K080830	1 3/8" (35mm) Top Width				82	2083	40°	K120815
84 3/8	2144	40°	K080839	38 3/4	983	40°	K100381	84 3/4	2154	40°	K120842
84 3/4	2154	40°	K080842	44 1/4	1124	40°	K100437	86 7/8	2208	40°	K120864
86 1/8	2187	40°	K080855	45 1/8	1148	40°	K100445	87 3/4	2230	40°	K120872
86 3/8	2195	40°	K080859	46 1/8	1173	40°	K100456	88 3/8	2245	40°	K120878
87 1/8	2212	40°	K080865	47	1195	40°	K100465	89 5/8	2278	40°	K120891
87 3/4	2230	40°	K080872	48 7/8	1241	40°	K100485	90 5/8	2301	40°	K120901
88 1/8	2240	40°	K080876	50 1/8	1274	40°	K100495	90 7/8	2308	40°	K120903
88 3/8	2245	40°	K080878	50 3/4	1288	40°	K100502	91 3/4	2329	40°	K120911
89 7/8	2282	40°	K080893	51 1/2	1309	40°	K100510	93 1/8	2364	40°	K120924
90 3/8	2295	40°	K080897	54	1373	40°	K100535	93 3/4	2381	40°	K120931
90 7/8	2308	40°	K080903	54 1/2	1385	40°	K100540	97	2463	40°	K120964
91 5/8	2326	40°	K080910	56	1423	40°	K100554	98 1/8	2492	40°	K120979
92 1/8	2340	40°	K080915	56 7/8	1444	40°	K100563	104 1/2	2654	40°	K121039
92 3/4	2355	40°	K080922	57 1/2	1462	40°	K100570	1 15/16" (49mm) Top Width			
93 1/8	2367	40°	K080926	57 7/8	1469	40°	K100572	43 1/2	1106	40°	K140429
93 7/8	2384	40°	K080934	58 1/8	1475	40°	K100575	43 7/8	1116	40°	K140433
94 1/2	2400	40°	K080939	58 1/2	1487	40°	K100579	45 5/8	1160	40°	K140451
95	2412	40°	K080944	60	1523	40°	K100594	50 1/8	1274	40°	K140496
95 3/8	2424	40°	K080948	61 1/4	1557	40°	K100607	52 1/8	1325	40°	K140516
95 3/4	2432	40°	K080952	61 5/8	1564	40°	K100610	53 1/8	1350	40°	K140524
96 1/4	2444	40°	K080956	62 3/8	1585	40°	K100618	56	1422	40°	K140555
97 1/2	2475	40°	K080968	63 5/8	1616	40°	K100630	58 5/8	1490	40°	K140580
98 5/8	2505	40°	K080981	64 1/4	1633	40°	K100637	60	1523	40°	K140594
99 1/8	2519	40°	K080986	64 5/8	1642	40°	K100640	60 3/8	1534	40°	K140597
99 5/8	2531	40°	K080991	66	1678	40°	K100655	60 7/8	1546	40°	K140603
100 5/8	2555	40°	K081000	66 3/8	1687	40°	K100658	62 3/8	1585	40°	K140618
101 1/8	2568	40°	K081005	67 1/8	1704	40°	K100665	63 3/8	1609	40°	K140627
102 5/8	2605	40°	K081020	67 1/2	1716	40°	K100670	66 3/4	1696	40°	K140662
102 7/8	2613	40°	K081023	68	1728	40°	K100675	68 3/4	1746	40°	K140682
104	2642	40°	K081035	68 1/4	1734	40°	K100677	70 1/2	1789	40°	K140700
108	2745	40°	K081074	71 1/2	1816	40°	K100710	35	890	40°	K140345
108 1/2	2756	40°	K081079	71 1/2	1817	40°	*DK100709	35 7/8	910	40°	K140352
109 3/8	2778	40°	K081088	72 3/8	1840	40°	K100719	37 1/2	954	40°	K140370
109 3/4	2788	40°	K081092	73 5/8	1871	40°	K100731	2 1/16" (53mm) Top Width			
110 3/4	2814	40°	K081102	74 1/2	1893	40°	K100739	76 3/8	1942	40°	K150759
113	2869	40°	K081124	77 3/4	1976	40°	K100771				
115 1/8	2924	40°	K081145	79 1/2	2019	40°	K100789				
116 1/4	2953	40°	K081153	81 5/8	2073	40°	K100810				
118 1/4	3005	40°	K081177	84 5/8	2149	40°	K100840				
119 1/2	3035	40°	K081189	85 7/8	2182	40°	K100852				
120 1/8	3050	40°	K081196	89 3/4	2278	40°	K100891				
121 3/8	3082	40°	K081207								
121 7/8	3096	40°	K081213								
122 3/4	3117	40°	K081223								
125 7/8	3198	40°	K081253								

* Dual Sided Belt

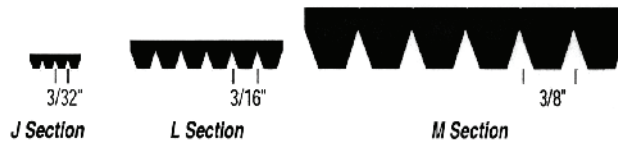
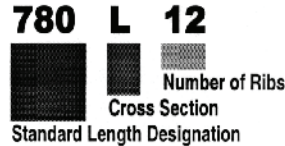
Showing Micro-V® Belts With Corresponding Top Widths, Nominal Lengths and Number of Ribs

Industrial Micro-V® Belts are identified by a three-part symbol consisting of:

1. Standard Length Designation
2. Cross Section
3. Number of Ribs

For example, the belt designation **780L12** represents:

- (1.) 78.0" in Length
- (2.) L Cross Section
- (3.) 12 Ribs Wide



- J Section – including 4, 6, 10, 16 and 20 ribs
- L Section – including 6, 8, 10, 12, 14, 16, 18 and 20 ribs
- M Section – including 6, 8, 10, 12, 14, 16, 18 and 20 ribs

NOTE: Rib combinations noted are RMA standard configurations. Belts available in most multiples.

Size	Nominal Length (in)	Max. No. of Ribs	Size	Nominal Length (in)	Max. No. of Ribs	Size	Nominal Length (in)	Max. No. of Ribs
J Section			J Section - Continued			L Section - Continued		
180J.....	18	30	870J.....	87	211	1310L.....	131	60
190J.....	19	30	920J.....	92	❖ 10	1455L.....	145.5	60
200J.....	20	30	980J.....	98	❖ 10	M Section		
220J.....	22	211	L Section			900M.....	90	30
230J.....	23	211	500L.....	50	105	940M.....	94	30
240J.....	24	211	540L.....	54	105	990M.....	99	30
260J.....	26	211	560L.....	56	105	1060M.....	106	30
280J.....	28	211	615L.....	61.5	105	1115M.....	111.5	30
290J.....	29	211	635L.....	63.5	105	1150M.....	115	30
300J.....	30	211	655L.....	65.5	105	1185M.....	118.5	30
320J.....	32	211	675L.....	67.5	105	1230M.....	123	30
330J.....	33	211	695L.....	69.5	105	1310M.....	131	30
340J.....	34	211	725L.....	72.5	105	1390M.....	139	30
360J.....	36	211	765L.....	76.5	105	1470M.....	147	30
380J.....	38	211	780L.....	78	105	1610M.....	161	30
400J.....	40	211	795L.....	79.5	105	1650M.....	165	30
410J.....	41	211	815L.....	81.5	105	1760M.....	176	30
420J.....	42	211	840L.....	84	105	1830M.....	183	30
430J.....	43	211	865L.....	86.5	105	1980M.....	198	30
440J.....	44	211	915L.....	91.5	60	2130M.....	213	30
460J.....	46	211	975L.....	97.5	60	2410M.....	241	30
480J.....	48	211	990L.....	99	60	2560M.....	256	30
490J.....	49	211	1065L.....	106.5	60	2710M.....	271	30
500J.....	50	211	1120L.....	112	60	3010M.....	301	30
520J.....	52	211	1150L.....	115	60	3310M.....	331	30
550J.....	55	211	1215L.....	121.5	60	3610M.....	361	30
580J.....	58	211	1230L.....	123	60			
610J.....	61	211	1295L.....	129.5	60			
650J.....	65	211						
730J.....	73	211						

❖ Available Only Up To 10 Rib Configuration Due to Ground Rib Construction

Showing Belt Numbers with Corresponding Nominal Outside Lengths, Top Widths and Angles

Belt No.	Length (in)	Length (mm)	Top Width (in)	Top Width (mm)	Angle	Belt No.	Length (in)	Length (mm)	Top Width (in)	Top Width (mm)	Angle
9290HD	29 3/8	746	1/2	13	38°	9490HD	49 3/8	1254	1/2	13	38°
9305HD	30 7/8	784	1/2	13	38°	9495HD	49 29/32	1268	1/2	13	38°
9309HD	31 5/16	795	1/2	13	38°	9500HD	50 7/16	1281	1/2	13	38°
9313HD	31 7/8	810	1/2	13	38°	9505HD	50 7/8	1292	1/2	13	38°
9319HD	32 5/8	830	1/2	13	38°	9510HD	51 3/8	1305	1/2	13	38°
9325HD	32 7/8	835	1/2	13	38°	9520HD	52 7/16	1332	1/2	13	38°
9330HD	33 3/8	848	1/2	13	38°	9525HD	52 7/8	1343	1/2	13	38°
9335HD	33 29/32	862	1/2	13	38°	9530HD	53 7/16	1357	1/2	13	38°
9341HD	34 3/8	873	1/2	13	38°	9540HD	54 3/8	1382	1/2	13	38°
9345HD	34 7/8	886	1/2	13	38°	9545HD	54 27/32	1393	1/2	13	38°
9350HD	35 15/32	901	1/2	13	38°	9550HD	55 13/32	1408	1/2	13	38°
9355HD	35 31/32	914	1/2	13	38°	9555HD	55 27/32	1418	1/2	13	38°
9360HD	36 3/8	924	1/2	13	38°	9560HD	56 13/32	1433	1/2	13	38°
9365HD	36 7/8	936	1/2	13	38°	9565HD	56 27/32	1443	1/2	13	38°
9370HD	37 3/8	950	1/2	13	38°	9570HD	57 13/32	1458	1/2	13	38°
9375HD	37 15/16	963	1/2	13	38°	9580HD	58 3/8	1483	1/2	13	38°
9380HD	38 3/8	975	1/2	13	38°	9585HD	58 7/8	1496	1/2	13	38°
9385HD	38 29/32	989	1/2	13	38°	9590HD	59 13/32	1509	1/2	13	38°
9390HD	39 3/8	1000	1/2	13	38°	9600HD	60 13/32	1534	1/2	13	38°
9395HD	39 29/32	1013	1/2	13	38°	9605HD	60 31/32	1549	1/2	13	38°
9400HD	40 3/8	1026	1/2	13	38°	9610HD	61 7/16	1561	1/2	13	38°
9403HD	40 5/8	1032	1/2	13	38°	9620HD	62 3/8	1584	1/2	13	38°
9405HD	40 27/32	1038	1/2	13	38°	9625HD	62 7/8	1597	1/2	13	38°
9412HD	41 3/8	1051	1/2	13	38°	9630HD	63 13/32	1610	1/2	13	38°
9415HD	41 29/32	1065	1/2	13	38°	9635HD	63 29/32	1623	1/2	13	38°
9420HD	42 11/32	1075	1/2	13	38°	9640HD	64 3/8	1635	1/2	13	38°
9425HD	42 27/32	1088	1/2	13	38°	9650HD	65 3/8	1661	1/2	13	38°
9430HD	43 7/16	1103	1/2	13	38°	9660HD	66 3/8	1686	1/2	13	38°
9435HD	43 7/8	1115	1/2	13	38°	9670HD	67 3/8	1712	1/2	13	38°
9440HD	44 3/8	1127	1/2	13	38°	9680HD	68 3/8	1737	1/2	13	38°
9447HD	44 27/32	1139	1/2	13	38°	9690HD	69 3/8	1762	1/2	13	38°
9451HD	45 7/16	1154	1/2	13	38°	9700HD	70 3/8	1788	1/2	13	38°
9455HD	45 27/32	1165	1/2	13	38°	9710HD	71 3/8	1813	1/2	13	38°
9463HD	46 3/8	1178	1/2	13	38°	9720HD	72 3/8	1838	1/2	13	38°
9465HD	46 27/32	1190	1/2	13	38°	9730HD	73 11/32	1863	1/2	13	38°
9470HD	47 3/8	1203	1/2	13	38°	9740HD	74 7/8	1901	1/2	13	38°
9476HD	47 15/16	1218	1/2	13	38°	9745HD	74 7/8	1900	1/2	13	38°
9480HD	48 15/32	1231	1/2	13	38°	9755HD	75 15/16	1929	1/2	13	38°
9485HD	48 27/32	1240	1/2	13	38°						

All FleetRunner Heavy-Duty V-Belts are Notched.

Showing Nominal Belt Top Widths, Outside Lengths and Angles with Our Corresponding Belt Numbers

Length (in)	Length (mm)	Angle	Belt No.	Length (in)	Length (mm)	Angle	Belt No.	Length (in)	Length (mm)	Angle	Belt No.
1/2" (13mm) Top Width (HC50)				1/2" (13mm) Top Width (HC50)				1/2" (13mm) Top Width (HC50)			
29 3/8	746	38°	9290HD	- Continued				- Continued			
30 7/8	784	38°	9305HD	43 7/16	1103	38°	9430HD	56 27/32	1443	38°	9565HD
31 5/16	795	38°	9309HD	43 7/8	1115	38°	9435HD	57 13/32	1458	38°	9570HD
31 7/8	810	38°	9313HD	44 3/8	1127	38°	9440HD	58 3/8	1483	38°	9580HD
32 5/8	830	38°	9319HD	44 27/32	1139	38°	9447HD	58 7/8	1496	38°	9585HD
32 7/8	835	38°	9325HD	45 7/16	1154	38°	9451HD	59 13/32	1509	38°	9590HD
33 3/8	848	38°	9330HD	45 27/32	1165	38°	9455HD	60 13/32	1534	38°	9600HD
33 29/32	862	38°	9335HD	46 3/8	1178	38°	9463HD	60 31/32	1549	38°	9605HD
34 3/8	873	38°	9341HD	46 27/32	1190	38°	9465HD	61 7/16	1561	38°	9610HD
34 7/8	886	38°	9345HD	47 3/8	1203	38°	9470HD	62 3/8	1584	38°	9620HD
35 15/32	901	38°	9350HD	47 15/16	1218	38°	9476HD	62 7/8	1597	38°	9625HD
35 31/32	914	38°	9355HD	48 15/32	1231	38°	9480HD	63 13/32	1610	38°	9630HD
36 3/8	924	38°	9360HD	48 27/32	1240	38°	9485HD	63 29/32	1623	38°	9635HD
36 7/8	936	38°	9365HD	49 3/8	1254	38°	9490HD	64 3/8	1635	38°	9640HD
37 3/8	950	38°	9370HD	49 29/32	1268	38°	9495HD	65 3/8	1661	38°	9650HD
37 15/16	963	38°	9375HD	50 7/16	1281	38°	9500HD	66 3/8	1686	38°	9660HD
38 3/8	975	38°	9380HD	50 7/8	1292	38°	9505HD	67 3/8	1712	38°	9670HD
38 29/32	989	38°	9385HD	51 3/8	1305	38°	9510HD	68 3/8	1737	38°	9680HD
39 3/8	1000	38°	9390HD	52 7/16	1332	38°	9520HD	69 3/8	1762	38°	9690HD
39 29/32	1013	38°	9395HD	52 7/8	1343	38°	9525HD	70 3/8	1788	38°	9700HD
40 3/8	1026	38°	9400HD	53 7/16	1357	38°	9530HD	71 3/8	1813	38°	9710HD
40 5/8	1032	38°	9403HD	54 3/8	1382	38°	9540HD	72 3/8	1838	38°	9720HD
40 27/32	1038	38°	9405HD	54 27/32	1393	38°	9545HD	73 11/32	1863	38°	9730HD
41 3/8	1051	38°	9412HD	55 13/32	1408	38°	9550HD	74 7/8	1901	38°	9740HD
41 29/32	1065	38°	9415HD	55 27/32	1418	38°	9555HD	74 7/8	1900	38°	9745HD
42 11/32	1075	38°	9420HD	56 13/32	1433	38°	9560HD	75 15/16	1929	38°	9755HD
42 27/32	1088	38°	9425HD								

All FleetRunner Heavy-Duty V-Belts are Notched.

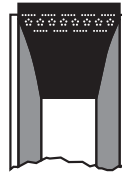
Showing Belt Numbers with Corresponding Nominal Outside Lengths, Top Widths and Angles

IMPORTANT: Lengths shown (O.C. is Outside Circumference) are obtained by measuring around the outside of the belt. These lengths will not agree exactly with the size significant belt numbering system which is based on the effective length of the belt. Effective length ("engineered" length) cannot be measured in the field because special tools are required.

Automotive Top Widths are the standard sizes defined by the automotive belt industry (SAE J636). Due to manufacturing processes that create "Vertical Flats", the top width of XL and Truck/Bus series V-Belts will not agree with the printed top width dimensions. Top width on this page and on the belt sleeve refers to the pulley groove width and not the actual top width of these belts. A picture of a V-Belt with "Vertical Flats" is shown below. Actual top width of like belt sizes will also vary slightly depending on the manufacturer and belt style.



Competitive V-Belt



Our V-Belts with "Vertical Flats"

Belt No.	Length (in)	Length (mm)	Top Width (in)	Top Width (mm)	Angle	Belt No.	Length (in)	Length (mm)	Top Width (in)	Top Width (mm)	Angle
7208.....	▼ 21 1/4	540	13/32	10	36°	7374.....	▼ 37 3/4	960	5/16	8	38°
7215.....	▼ 22 1/8	561	13/32	10	36°	7375.....	▼ 38 1/8	967	13/32	10	36°
7228.....	... 23	585	5/16	8	36°	7379.....	▼ 38 1/4	970	5/16	8	38°
7234.....	▼ 23 3/4	605	5/16	8	38°	7380.....	▼ 38 5/8	980	13/32	10	36°
7240.....	▼ 24 5/8	624	13/32	10	36°	7381.....	▼ 38 1/4	970	1/4	6	38°
7250.....	▼ 25 5/8	650	13/32	10	36°	7384.....	▼ 38 3/4	985	5/16	8	38°
7255.....	▼ 26 1/8	663	13/32	10	36°	7385.....	▼ 39 1/8	993	13/32	10	36°
7260.....	▼ 26 5/8	675	13/32	10	36°	7388.....	▼ 39 1/4	995	1/4	6	38°
7261.....	▼ 26 1/4	665	1/4	6	36°	7389.....	▼ 39 1/4	995	5/16	8	38°
7265.....	▼ 27 1/8	688	13/32	10	36°	7390.....	▼ 39 5/8	1005	13/32	10	36°
7270.....	▼ 27 5/8	701	13/32	10	36°	7395.....	▼ 40 1/8	1018	13/32	10	36°
7274.....	▼ 27 1/4	690	5/16	8	38°	7400.....	▼ 40 5/8	1031	13/32	10	36°
7279.....	▼ 28 1/4	720	1/4	6	36°	7404.....	▼ 40 3/4	1035	5/16	8	38°
7280.....	▼ 28 5/8	726	13/32	10	36°	7405.....	▼ 41 1/8	1044	13/32	10	36°
7290.....	▼ 29 5/8	751	13/32	10	36°	7409.....	▼ 41 1/4	1050	1/4	6	38°
7292.....	▼ 29 7/8	758	13/32	10	36°	7410.....	▼ 41 5/8	1056	13/32	10	36°
7295.....	▼ 30 1/8	764	13/32	10	36°	7411.....	▼ 42 1/8	1069	13/32	10	36°
7298.....	▼ 30 1/4	770	1/4	6	38°	7419.....	▼ 42 1/4	1075	5/16	8	38°
7300.....	▼ 30 5/8	777	13/32	10	36°	7420.....	▼ 42 5/8	1082	13/32	10	36°
7304.....	▼ 30 3/4	780	5/16	8	36°	7425.....	▼ 43 1/8	1095	13/32	10	36°
7305.....	▼ 31 1/8	792	13/32	10	36°	7430.....	▼ 43 5/8	1107	13/32	10	36°
7309.....	▼ 31 1/4	795	1/4	6	38°	7435.....	▼ 44 1/8	1120	13/32	10	36°
7312.....	▼ 31 5/8	802	13/32	10	36°	7440.....	▼ 44 5/8	1132	13/32	10	36°
7315.....	▼ 32 1/8	815	13/32	10	36°	7444.....	▼ 44 3/4	1135	5/16	8	38°
7318.....	▼ 32 1/4	820	1/4	6	38°	7445.....	▼ 45 1/8	1145	13/32	10	36°
7320.....	▼ 32 5/8	828	13/32	10	36°	7447M.....	⊗ 45 1/4	1149	13/32	10	37°
7324.....	▼ 32 3/4	830	5/16	8	38°	7448.....	▼ 45 3/8	1151	13/32	10	36°
7325.....	▼ 33 1/8	840	13/32	10	36°	7449.....	▼ 45 1/4	1150	5/16	8	38°
7328.....	▼ 33 3/8	847	13/32	10	36°	7450.....	▼ 45 5/8	1158	13/32	10	36°
7329.....	▼ 33 1/4	845	1/4	6	38°	7453.....	▼ 45 7/8	1164	13/32	10	36°
7330.....	▼ 33 5/8	853	13/32	10	36°	7455.....	▼ 46 1/8	1171	13/32	10	36°
7333.....	▼ 34 1/4	870	1/4	6	38°	7459.....	▼ 46 1/4	1175	5/16	8	38°
7334.....	▼ 33 3/4	855	5/16	8	38°	7460.....	▼ 46 5/8	1183	13/32	10	36°
7335.....	▼ 34 1/8	866	13/32	10	36°	7465.....	▼ 47 1/8	1196	13/32	10	36°
7340.....	▼ 34 5/8	878	13/32	10	36°	7470.....	▼ 47 5/8	1209	13/32	10	36°
7343.....	▼ 34 1/4	870	5/16	8	38°	7473.....	▼ 47 7/8	1215	13/32	10	36°
7345.....	▼ 35 1/8	891	13/32	10	36°	7475.....	▼ 48 1/8	1221	13/32	10	36°
7348.....	▼ 35 1/4	895	1/4	6	38°	7480.....	▼ 48 5/8	1234	13/32	10	36°
7350.....	▼ 35 5/8	904	13/32	10	36°	7483.....	▼ 48 7/8	1242	13/32	10	36°
7355.....	▼ 36 1/8	919	13/32	10	36°	7485.....	▼ 49 1/8	1247	13/32	10	36°
7359.....	▼ 36 1/4	920	1/4	6	38°	7490.....	▼ 49 5/8	1260	13/32	10	36°
7360.....	▼ 36 5/8	929	13/32	10	36°	7495.....	▼ 50 1/8	1272	13/32	10	36°
7362.....	▼ 36 1/2	925	5/16	8	38°	7496.....	▼ 49 5/8	1260	5/16	8	38°
7363.....	▼ 36 3/4	935	1/4	6	38°	7500.....	▼ 50 5/8	1285	13/32	10	36°
7365.....	▼ 37 1/8	942	13/32	10	36°	7508.....	▼ 51 1/8	1297	13/32	10	36°
7369.....	▼ 37 1/4	945	5/16	8	38°	7512.....	▼ 51 5/8	1310	13/32	10	36°
7370.....	▼ 37 5/8	954	13/32	10	36°	7516.....	▼ 52 1/8	1323	13/32	10	36°

▼ Indicates Notched Belt. ⊗ Set of 2 Belts.

XL® Belts - Listed by Number

Belt No.	Length (in)	Length (mm)	Top Width (in)	Top Width (mm)	Angle	Belt No.	Length (in)	Length (mm)	Top Width (in)	Top Width (mm)	Angle
7520.....	▼52 5/8	1336	13/32	10	36°	9405.....	▼40 7/8	1038	15/32	12	36°
7525.....	▼53 1/8	1348	13/32	10	36°	9412.....	▼41 3/8	1051	15/32	12	36°
7530.....	▼53 5/8	1361	13/32	10	36°	9415.....	▼41 7/8	1064	15/32	12	36°
7535.....	▼54 1/8	1374	13/32	10	36°	9420.....	▼42 3/8	1076	15/32	12	36°
7541.....	▼54 5/8	1386	13/32	10	36°	9425.....	▼42 7/8	1089	15/32	12	36°
7545.....	▼55 1/8	1399	13/32	10	36°	9430.....	▼43 3/8	1102	15/32	12	36°
7550.....	▼55 5/8	1412	13/32	10	36°	9435.....	▼43 7/8	1114	15/32	12	36°
7555.....	▼56 1/8	1425	13/32	10	36°	9440.....	▼44 3/8	1127	15/32	12	36°
7560.....	▼56 5/8	1437	13/32	10	36°	9447.....	▼44 7/8	1140	15/32	12	36°
7565.....	▼57 1/8	1450	13/32	10	36°	9451.....	▼45 3/8	1153	15/32	12	36°
7570.....	▼57 5/8	1463	13/32	10	36°	9452M.....	▼45 5/8	1158	17/32	13	30°
7575.....	▼58 1/8	1475	13/32	10	36°	9453M.....	▼45 3/4	1161	17/32	13	30°
7580.....	▼58 5/8	1488	13/32	10	36°	9455.....	▼45 7/8	1165	15/32	12	36°
7585.....	▼59 1/8	1501	13/32	10	36°	9463.....	▼46 3/8	1178	15/32	12	36°
7590.....	▼59 5/8	1513	13/32	10	36°	9465.....	▼46 7/8	1191	15/32	12	36°
7597.....	▼60 1/8	1526	13/32	10	36°	9470.....	▼47 3/8	1203	15/32	12	36°
7603.....	▼60 5/8	1539	13/32	10	36°	9476.....	▼47 7/8	1216	15/32	12	36°
7612.....	▼61 5/8	1564	13/32	10	36°	9480.....	▼48 3/8	1229	15/32	12	36°
7619.....	▼62 5/8	1590	13/32	10	36°	9485.....	▼48 7/8	1241	15/32	12	36°
7625.....	▼63 1/8	1602	13/32	10	36°	9490.....	▼49 3/8	1254	15/32	12	36°
7630.....	▼63 5/8	1615	13/32	10	36°	9492M.....	▼49 5/8	1259	19/32	15	40°
7640.....	▼64 5/8	1640	13/32	10	36°	9495.....	▼49 7/8	1267	15/32	12	36°
7650.....	▼65 5/8	1666	13/32	10	36°	9500.....	▼50 3/8	1280	15/32	12	36°
7660.....	▼66 5/8	1691	13/32	10	36°	9505.....	▼50 7/8	1292	15/32	12	36°
7665.....	▼67 1/8	1704	13/32	10	36°	9510.....	▼51 3/8	1305	15/32	12	36°
7673.....	▼67 5/8	1717	13/32	10	36°	9520.....	▼52 3/8	1330	15/32	12	36°
7680.....	▼68 5/8	1742	13/32	10	36°	9525.....	▼52 7/8	1343	15/32	12	36°
7695.....	▼70 1/8	1780	13/32	10	36°	9530.....	▼53 3/8	1356	15/32	12	36°
7715.....	▼72 1/8	1831	13/32	10	36°	9540.....	▼54 3/8	1381	15/32	12	36°
7730.....	▼73 5/8	1869	13/32	10	36°	9545.....	▼54 7/8	1394	15/32	12	36°
7743.....	▼74 5/8	1894	13/32	10	36°	9550.....	▼55 3/8	1407	15/32	12	36°
7760.....	▼76 5/8	1945	13/32	10	36°	9551M.....	▼55 1/2	1411	17/32	13	40°
7775.....	▼78 1/8	1983	13/32	10	36°	9555.....	▼55 7/8	1418	15/32	12	36°
9245.....	▼24 7/8	632	15/32	12	36°	9560.....	▼56 3/8	1432	15/32	12	36°
9255.....	▼25 7/8	657	15/32	12	36°	9565.....	▼56 7/8	1445	15/32	12	36°
9260.....	▼26 3/8	670	15/32	12	36°	9570.....	▼57 3/8	1457	15/32	12	36°
9265.....	▼26 7/8	683	15/32	12	36°	9580.....	▼58 3/8	1483	15/32	12	36°
9270.....	▼27 3/8	695	15/32	12	36°	9585.....	▼58 7/8	1495	15/32	12	36°
9279.....	▼28 1/4	718	15/32	12	36°	9590.....	▼59 3/8	1508	15/32	12	36°
9290.....	▼29 3/8	746	15/32	12	36°	9600.....	▼60 3/8	1534	15/32	12	36°
9295.....	▼29 7/8	759	15/32	12	36°	9605.....	▼60 7/8	1546	15/32	12	36°
9300.....	▼30 3/8	772	15/32	12	36°	9610.....	▼61 3/8	1559	15/32	12	36°
9305.....	▼30 7/8	784	15/32	12	36°	9620.....	▼62 3/8	1584	15/32	12	36°
9309.....	▼31 3/8	797	15/32	12	36°	9625.....	▼62 7/8	1597	15/32	12	36°
9313.....	▼31 7/8	809	15/32	12	36°	9630.....	▼63 3/8	1610	15/32	12	36°
9319.....	▼32 3/8	822	15/32	12	36°	9635.....	▼63 7/8	1622	15/32	12	36°
9325.....	▼32 7/8	835	15/32	12	36°	9640.....	▼64 3/8	1635	15/32	12	36°
9330.....	▼33 3/8	848	15/32	12	36°	9650.....	▼65 3/8	1661	15/32	12	36°
9335.....	▼33 7/8	860	15/32	12	36°	9660.....	▼66 3/8	1686	15/32	12	36°
9341.....	▼34 3/8	873	15/32	12	36°	9670.....	▼67 3/8	1711	15/32	12	36°
9345.....	▼34 7/8	886	15/32	12	36°	9680.....	▼68 3/8	1737	15/32	12	36°
9348M.....	▼35 1/4	895	17/32	13	30°	9690.....	▼69 3/8	1762	15/32	12	36°
9350.....	▼35 3/8	899	15/32	12	36°	9700.....	▼70 3/8	1788	15/32	12	36°
9355.....	▼35 7/8	911	15/32	12	36°	9710.....	▼71 3/8	1813	15/32	12	36°
9360.....	▼36 3/8	924	15/32	12	36°	9720.....	▼72 3/8	1838	15/32	12	36°
9361M.....	▼36 1/2	928	19/32	15	40°	9730.....	▼73 3/8	1864	15/32	12	36°
9362M.....	▼36 5/8	930	17/32	13	30°	9740.....	▼74 3/8	1889	15/32	12	36°
9365.....	▼36 7/8	937	15/32	12	36°	9745.....	▼74 7/8	1902	15/32	12	36°
9370.....	▼37 3/8	949	15/32	12	36°	9755.....	▼75 7/8	1927	15/32	12	36°
9375.....	▼37 7/8	962	15/32	12	36°	9765.....	▼76 7/8	1953	15/32	12	36°
9378.....	▼38 1/8	968	15/32	12	36°	9770.....	▼77 3/8	1965	15/32	12	36°
9380.....	▼38 3/8	975	15/32	12	36°	9775.....	▼77 7/8	1978	15/32	12	36°
9385.....	▼38 7/8	987	15/32	12	36°	9810.....	▼81 3/8	2067	15/32	12	36°
9390.....	▼39 3/8	1000	15/32	12	36°	9820.....	▼82 3/8	2092	15/32	12	36°
9395.....	▼39 7/8	1013	15/32	12	36°	9830.....	▼83 3/8	2118	15/32	12	36°
9400.....	▼40 3/8	1026	15/32	12	36°	9840.....	▼84 3/8	2143	15/32	12	36°
9403.....	▼40 5/8	1032	15/32	12	36°	9850.....	▼85 3/8	2169	15/32	12	36°

▼ Indicates Notched Belt.

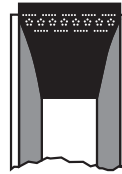
Showing Nominal Belt Top Widths, Outside Lengths and Angles with Our Corresponding Belt Numbers

IMPORTANT: Lengths shown (O.C. is Outside Circumference) are obtained by measuring around the outside of the belt. These lengths will not agree exactly with the size significant belt numbering system which is based on the effective length of the belt. Effective length ("engineered" length) cannot be measured in the field because special tools are required.

Automotive Top Widths are the standard sizes defined by the automotive belt industry (SAE J636). Due to manufacturing processes that create "Vertical Flats", the top width of XL and Truck/Bus series V-Belts will not agree with the printed top width dimensions. Top width on this page and on the belt sleeve refers to the pulley groove width and not the actual top width of these belts. A picture of a V-Belt with "Vertical Flats" is shown below. Actual top width of like belt sizes will also vary slightly depending on the manufacturer and belt style.



Competitive V-Belt



Our V-Belts with "Vertical Flats"

Length (in)	Length (mm)	Angle	Belt No.	Length (in)	Length (mm)	Angle	Belt No.	Length (in)	Length (mm)	Angle	Belt No.
1/4 (6mm) Top Width (HC25)				13/32" (10mm) Top Width (HC41)				13/32" (10mm) Top Width (HC41)			
				- Continued				- Continued			
26 1/4	665	36°	7261	28 5/8	726	36°	▼ 7280	48 5/8	1234	36°	▼ 7480
28 1/4	720	36°	7279	29 5/8	751	36°	▼ 7290	48 7/8	1242	36°	▼ 7483
30 1/4	770	38°	7298	29 7/8	758	36°	▼ 7292	49 1/8	1247	36°	▼ 7485
31 1/4	795	38°	7309	30 1/8	764	36°	▼ 7295	49 5/8	1260	36°	▼ 7490
32 1/4	820	38°	7318	30 5/8	777	36°	▼ 7300	50 1/8	1272	36°	▼ 7495
33 1/4	845	38°	7329	31 1/8	792	36°	▼ 7305	50 5/8	1285	36°	▼ 7500
34 1/4	870	38°	7333	31 5/8	802	36°	▼ 7312	51 1/8	1297	36°	▼ 7508
35 1/4	895	38°	7348	32 1/8	815	36°	▼ 7315	51 5/8	1310	36°	▼ 7512
36 1/4	920	38°	7359	32 5/8	828	36°	▼ 7320	52 1/8	1323	36°	▼ 7516
36 3/4	935	38°	7363	33 1/8	840	36°	▼ 7325	52 5/8	1336	36°	▼ 7520
38 1/4	970	38°	7381	33 3/8	847	36°	▼ 7328	53 1/8	1348	36°	▼ 7525
39 1/4	995	38°	7388	33 5/8	853	36°	▼ 7330	53 5/8	1361	36°	▼ 7530
41 1/4	1050	38°	7409	34 1/8	866	36°	▼ 7335	54 1/8	1374	36°	▼ 7535
5/16 (8mm) Top Width (HC31)				34 5/8	878	36°	▼ 7340	54 5/8	1386	36°	▼ 7541
23	585	36°	7228	35 1/8	891	36°	▼ 7345	55 1/8	1399	36°	▼ 7545
23 3/4	605	38°	7234	35 5/8	904	36°	▼ 7350	55 5/8	1412	36°	▼ 7550
27 1/4	690	38°	7274	36 1/8	919	36°	▼ 7355	56 1/8	1425	36°	▼ 7555
30 3/4	780	36°	7304	36 5/8	929	36°	▼ 7360	56 5/8	1437	36°	▼ 7560
32 3/4	830	38°	7324	37 1/8	942	36°	▼ 7365	57 1/8	1450	36°	▼ 7565
33 3/4	855	38°	7334	37 5/8	954	36°	▼ 7370	57 5/8	1463	36°	▼ 7570
34 1/4	870	38°	7343	38 1/8	967	36°	▼ 7375	58 1/8	1475	36°	▼ 7575
36 1/2	925	38°	7362	38 5/8	980	36°	▼ 7380	58 5/8	1488	36°	▼ 7580
37 1/4	945	38°	7369	39 1/8	993	36°	▼ 7385	59 1/8	1501	36°	▼ 7585
37 3/4	960	38°	7374	39 5/8	1005	36°	▼ 7390	59 5/8	1513	36°	▼ 7590
38 1/4	970	38°	7379	40 1/8	1018	36°	▼ 7395	60 1/8	1526	36°	▼ 7597
38 3/4	985	38°	7384	40 5/8	1031	36°	▼ 7400	60 5/8	1539	36°	▼ 7603
39 1/4	995	38°	7389	41 1/8	1044	36°	▼ 7405	61 5/8	1564	36°	▼ 7612
40 3/4	1035	38°	7404	41 5/8	1056	36°	▼ 7410	62 5/8	1590	36°	▼ 7619
42 1/4	1075	38°	7419	42 1/8	1069	36°	▼ 7417	63 1/8	1602	36°	▼ 7625
44 3/4	1135	38°	7444	42 5/8	1082	36°	▼ 7420	63 5/8	1615	36°	▼ 7630
45 1/4	1150	38°	7449	43 1/8	1095	36°	▼ 7425	64 5/8	1640	36°	▼ 7640
46 1/4	1175	38°	7459	43 5/8	1107	36°	▼ 7430	65 5/8	1666	36°	▼ 7650
49 5/8	1260	38°	7496	44 1/8	1120	36°	▼ 7435	66 5/8	1691	36°	▼ 7660
13/32 (10mm) Top Width (HC41)				44 5/8	1132	36°	▼ 7440	67 1/8	1704	36°	▼ 7665
45 1/4	1149	36°	Ⓢ 7447M	45 1/8	1145	36°	▼ 7445	67 5/8	1717	36°	▼ 7673
21 1/4	540	36°	▼ 7208	45 3/8	1151	36°	▼ 7448	68 5/8	1742	36°	▼ 7680
22 1/8	561	36°	▼ 7215	45 5/8	1158	36°	▼ 7450	70 1/8	1780	36°	▼ 7695
24 5/8	624	36°	▼ 7240	45 7/8	1164	36°	▼ 7453	72 1/8	1831	36°	▼ 7715
25 5/8	650	36°	▼ 7250	46 1/8	1171	36°	▼ 7455	73 5/8	1869	36°	▼ 7730
26 1/8	663	36°	▼ 7255	46 5/8	1183	36°	▼ 7460	74 5/8	1894	36°	▼ 7743
26 5/8	675	36°	▼ 7260	47 1/8	1196	36°	▼ 7465	76 5/8	1945	36°	▼ 7760
27 1/8	688	36°	▼ 7265	47 5/8	1209	36°	▼ 7470	78 1/8	1983	36°	▼ 7775
27 5/8	701	36°	▼ 7270	47 7/8	1215	36°	▼ 7473				
				48 1/8	1221	36°	▼ 7475				

▼ Indicates Notched Belt. Ⓢ Set of 2 Belts.

XL® Belts - Listed by Size

Length (in)	Length (mm)	Angle	Belt No.	Length (in)	Length (mm)	Angle	Belt No.	Length (in)	Length (mm)	Angle	Belt No.
15/32 (12mm) Top Width (HC50)				15/32" (12mm) Top Width (HC50)				15/32" (12mm) Top Width (HC50)			
				- Continued				- Continued			
24 7/8	632	36°	▼ 9245	43 7/8	1114	36°	▼ 9435	63 7/8	1622	36°	▼ 9635
25 7/8	657	36°	▼ 9255	44 3/8	1127	36°	▼ 9440	64 3/8	1635	36°	▼ 9640
26 3/8	670	36°	▼ 9260	44 7/8	1140	36°	▼ 9447	65 3/8	1661	36°	▼ 9650
26 7/8	683	36°	▼ 9265	45 3/8	1153	36°	▼ 9451	66 3/8	1686	36°	▼ 9660
27 3/8	695	36°	▼ 9270	45 7/8	1165	36°	▼ 9455	67 3/8	1711	36°	▼ 9670
28 1/4	718	36°	▼ 9279	46 3/8	1178	36°	▼ 9463	68 3/8	1737	36°	▼ 9680
29 3/8	746	36°	▼ 9290	46 7/8	1191	36°	▼ 9465	69 3/8	1762	36°	▼ 9690
29 7/8	759	36°	▼ 9295	47 3/8	1203	36°	▼ 9470	70 3/8	1788	36°	▼ 9700
30 3/8	772	36°	▼ 9300	47 7/8	1216	36°	▼ 9476	71 3/8	1813	36°	▼ 9710
30 7/8	784	36°	▼ 9305	48 3/8	1229	36°	▼ 9480	72 3/8	1838	36°	▼ 9720
31 3/8	797	36°	▼ 9309	48 7/8	1241	36°	▼ 9485	73 3/8	1864	36°	▼ 9730
31 7/8	809	36°	▼ 9313	49 3/8	1254	36°	▼ 9490	74 3/8	1889	36°	▼ 9740
32 3/8	822	36°	▼ 9319	49 7/8	1267	36°	▼ 9495	74 7/8	1902	36°	▼ 9745
32 7/8	835	36°	▼ 9325	50 3/8	1280	36°	▼ 9500	75 7/8	1927	36°	▼ 9755
33 3/8	848	36°	▼ 9330	50 7/8	1292	36°	▼ 9505	76 7/8	1953	36°	▼ 9765
33 7/8	860	36°	▼ 9335	51 3/8	1305	36°	▼ 9510	77 3/8	1965	36°	▼ 9770
34 3/8	873	36°	▼ 9341	52 3/8	1330	36°	▼ 9520	77 7/8	1978	36°	▼ 9775
34 7/8	886	36°	▼ 9345	52 7/8	1343	36°	▼ 9525	81 3/8	2067	36°	▼ 9810
35 3/8	899	36°	▼ 9350	53 3/8	1356	36°	▼ 9530	82 3/8	2092	36°	▼ 9820
35 7/8	911	36°	▼ 9355	54 3/8	1381	36°	▼ 9540	83 3/8	2118	36°	▼ 9830
36 3/8	924	36°	▼ 9360	54 7/8	1394	36°	▼ 9545	84 3/8	2143	36°	▼ 9840
36 7/8	937	36°	▼ 9365	55 3/8	1407	36°	▼ 9550	85 3/8	2169	36°	▼ 9850
37 3/8	949	36°	▼ 9370	55 7/8	1418	36°	▼ 9555	17/32 (14mm) Top Width			
37 7/8	962	36°	▼ 9375	56 3/8	1432	36°	▼ 9560	35 1/4	895	30°	▼ 9348M
38 1/8	968	36°	▼ 9378	56 7/8	1445	36°	▼ 9565	36 5/8	930	30°	▼ 9362M
38 3/8	975	36°	▼ 9380	57 3/8	1457	36°	▼ 9570	45 5/8	1158	30°	▼ 9452M
38 7/8	987	36°	▼ 9385	58 3/8	1483	36°	▼ 9580	45 3/4	1161	30°	▼ 9453M
39 3/8	1000	36°	▼ 9390	58 7/8	1495	36°	▼ 9585	55 1/2	1411	40°	▼ 9551M
39 7/8	1013	36°	▼ 9395	59 3/8	1508	36°	▼ 9590	19/32 (15mm) Top Width			
40 3/8	1026	36°	▼ 9400	60 3/8	1534	36°	▼ 9600	36 1/2	928	40°	▼ 9361M
40 5/8	1032	36°	▼ 9403	60 7/8	1546	36°	▼ 9605	49 5/8	1259	40°	▼ 9492M
40 7/8	1038	36°	▼ 9405	61 3/8	1559	36°	▼ 9610				
41 3/8	1051	36°	▼ 9412	62 3/8	1584	36°	▼ 9620				
41 7/8	1064	36°	▼ 9415	62 7/8	1597	36°	▼ 9625				
42 3/8	1076	36°	▼ 9420	63 3/8	1610	36°	▼ 9630				
42 7/8	1089	36°	▼ 9425								
43 3/8	1102	36°	▼ 9430								

▼ Indicates Notched Belt

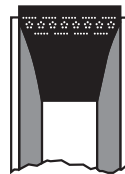
Showing Belt Numbers with Corresponding Nominal Outside Lengths, Top Widths and Angles

IMPORTANT: Lengths shown (O.C. is Outside Circumference) are obtained by measuring around the outside of the belt. These lengths will not agree exactly with the size significant belt numbering system which is based on the effective length of the belt. Effective length ("engineered" length) cannot be measured in the field because special tools are required.

Automotive Top Widths are the standard sizes defined by the automotive belt industry (SAE J636). Due to manufacturing processes that create "Vertical Flats", the top width of XL and Truck/Bus series V-Belts will not agree with the printed top width dimensions. Top width on this page and on the belt sleeve refers to the pulley groove width and not the actual top width of these belts. A picture of a V-Belt with "Vertical Flats" is shown below. Actual top width of like belt sizes will also vary slightly depending on the manufacturer and belt style.



Competitive V-Belt



Our V-Belts with "Vertical Flats"

Belt No.	Length (in)	Length (mm)	Top Width (in)	Top Width (mm)	Angle	Belt No.	Length (in)	Length (mm)	Top Width (in)	Top Width (mm)	Angle
TR20412	41 1/2	1056	5/8	16	36°	TR22664	67	1703	11/16	17	36°
TR20426	43	1092	5/8	16	36°	TR22676	68	1728	11/16	17	36°
TR20451	45 1/2	1155	5/8	16	36°	TR22692	69 3/4	1773	11/16	17	36°
TR20544	54 3/4	1390	5/8	16	36°	TR22711	71 5/8	1819	11/16	17	36°
TR20619	62 3/8	1585	5/8	16	36°	TR22720	72 5/8	1844	11/16	17	36°
TR22299	30 1/2	774	11/16	17	36°	TR22752	75 3/4	1924	11/16	17	36°
TR22322	32 3/4	833	11/16	17	36°	TR22770	77 5/8	1971	11/16	17	36°
TR22329	33 1/2	850	11/16	17	36°	TR22792	79 5/8	2021	11/16	17	36°
TR22336	34 1/8	868	11/16	17	36°	TR24281	28 5/8	728	3/4	19	36°
TR22344	34 7/8	886	11/16	17	36°	TR24308	31 1/2	799	3/4	19	36°
TR22350	35 5/8	906	11/16	17	36°	TR24315	32	812	3/4	19	36°
TR22358	36 1/2	926	11/16	17	36°	TR24355	36 1/8	918	3/4	19	36°
TR22363	36 7/8	937	11/16	17	36°	TR24365	37 1/8	943	3/4	19	36°
TR22373	38	964	11/16	17	36°	TR24379	38 3/8	976	3/4	19	36°
TR22380	38 5/8	980	11/16	17	36°	TR24400	40 5/8	1032	3/4	19	36°
TR22386	39 1/8	993	11/16	17	36°	TR24403	40 3/4	1036	3/4	19	36°
TR22392	39 3/4	1010	11/16	17	36°	TR24407	41 1/4	1047	3/4	19	36°
TR22397	40 1/4	1022	11/16	17	36°	TR24414	41 7/8	1065	3/4	19	36°
TR22401	40 5/8	1031	11/16	17	36°	TR24424	42 7/8	1090	3/4	19	36°
TR22405	41 1/8	1045	11/16	17	36°	TR24438	44 3/8	1126	3/4	19	36°
TR22410	41 5/8	1056	11/16	17	36°	TR24449	45 5/8	1158	3/4	19	36°
TR22416	42 1/4	1073	11/16	17	36°	TR24457	46 1/4	1174	3/4	19	36°
TR22425	43 1/8	1095	11/16	17	36°	TR24461	46 5/8	1183	3/4	19	36°
TR22434	44	1117	11/16	17	36°	TR24465	47	1195	3/4	19	36°
TR22443	44 7/8	1139	11/16	17	36°	TR24476	48 1/4	1225	3/4	19	36°
TR22448	45 3/8	1151	11/16	17	36°	TR24489	49 3/8	1255	3/4	19	36°
TR22455	46 1/8	1171	11/16	17	36°	TR24500	50 5/8	1285	3/4	19	36°
TR22461	46 5/8	1184	11/16	17	36°	TR24515	51 7/8	1318	3/4	19	36°
TR22474	47 7/8	1218	11/16	17	36°	TR24530	53 5/8	1362	3/4	19	36°
TR22485	49 1/8	1247	11/16	17	36°	TR24538	54 1/4	1379	3/4	19	36°
TR22495	50 1/8	1273	11/16	17	36°	TR24562	56 5/8	1438	3/4	19	36°
TR22508	51 3/8	1306	11/16	17	36°	TR24578	58 1/4	1480	3/4	19	36°
TR22514	51 7/8	1319	11/16	17	36°	TR24597	60 1/4	1531	3/4	19	36°
TR22517	52 3/8	1332	11/16	17	36°	TR24607	61 1/4	1556	3/4	19	36°
TR22525	53 1/8	1349	11/16	17	36°	TR24619	62 1/2	1589	3/4	19	36°
TR22534	53 7/8	1369	11/16	17	36°	TR24638	64 1/4	1631	3/4	19	36°
TR22545	55 1/8	1399	11/16	17	36°	TR24647	65 1/4	1658	3/4	19	36°
TR22553	55 7/8	1420	11/16	17	36°	TR24664	67	1702	3/4	19	36°
TR22570	57 5/8	1462	11/16	17	36°	TR24688	69 1/4	1759	3/4	19	36°
TR22578	58 1/4	1479	11/16	17	36°	TR24709	71 1/4	1810	3/4	19	36°
TR22588	59 3/8	1509	11/16	17	36°	TR26341	34 5/8	879	13/16	21	36°
TR22607	61 1/4	1557	11/16	17	36°	TR26353	36	913	13/16	21	36°
TR22625	63 1/8	1602	11/16	17	36°	TR26366	37 1/4	947	13/16	21	36°
TR22635	64 1/8	1627	11/16	17	36°	TR28333	33 7/8	859	7/8	22	36°
TR22648	65 1/4	1658	11/16	17	36°	TR28346	35 1/8	892	7/8	22	36°
TR22657	66 1/4	1682	11/16	17	36°	TR28376	38 1/8	970	7/8	22	36°

All Green Stripe Truck and Bus V-Belts are Notched.

Green Stripe® Truck and Bus V-Belts - Listed by Number

Belt No.	Length (in)	Length (mm)	Top Width (in)	Top Width (mm)	Angle	Belt No.	Length (in)	Length (mm)	Top Width (in)	Top Width (mm)	Angle
TR28386	39 1/8	995	7/8	22	36°	TR28706	71 1/8	1808	7/8	22	36°
TR28390	39 5/8	1007	7/8	22	36°	TR28733	73 7/8	1875	7/8	22	36°
TR28400	40 5/8	1032	7/8	22	36°	TR28743	75	1904	7/8	22	36°
TR28406	41 1/8	1046	7/8	22	36°	TR28786	79 1/8	2009	7/8	22	36°
TR28412	41 7/8	1062	7/8	22	36°	TR30408	41 1/2	1054	15/16	24	36°
TR28423	42 7/8	1088	7/8	22	36°	TR30428	43 1/2	1104	15/16	24	36°
TR28429	43 1/2	1105	7/8	22	36°	TR30448	45 3/8	1152	15/16	24	36°
TR28437	44 1/4	1125	7/8	22	36°	TR30467	47 1/4	1201	15/16	24	36°
TR28445	45 1/8	1145	7/8	22	36°	TR30484	49	1244	15/16	24	36°
TR28454	45 7/8	1166	7/8	22	36°	TR30506	51 1/8	1299	15/16	24	36°
TR28463	46 7/8	1190	7/8	22	36°	TR30537	54 3/8	1381	15/16	24	36°
TR28473	47 7/8	1216	7/8	22	36°	TR30543	54 7/8	1393	15/16	24	36°
TR28480	48 5/8	1236	7/8	22	36°	TR30589	59 1/2	1510	15/16	24	36°
TR28483	48 7/8	1240	7/8	22	36°	TR30624	62 7/8	1599	15/16	24	36°
TR28492	49 3/4	1265	7/8	22	36°	TR30652	65 3/4	1671	15/16	24	36°
TR28498	50 1/4	1277	7/8	22	36°	TR30672	67 3/4	1722	15/16	24	36°
TR28501	50 7/8	1291	7/8	22	36°	TR30698	70 3/8	1788	15/16	24	36°
TR28510	51 5/8	1312	7/8	22	36°	TR30710	71 5/8	1818	15/16	24	36°
TR28514	52	1320	7/8	22	36°	TR30722	72 3/4	1849	15/16	24	36°
TR28522	52 7/8	1342	7/8	22	36°	TR30754	76	1929	15/16	24	36°
TR28545	55 1/8	1401	7/8	22	36°	TR30770	77 1/8	1960	15/16	24	36°
TR28550	55 5/8	1413	7/8	22	36°	TR30808	81 1/4	2065	15/16	24	36°
TR28557	56 1/4	1430	7/8	22	36°	TR32491	49 5/8	1262	1	25	36°
TR28565	57 1/8	1451	7/8	22	36°	TR32513	51 7/8	1317	1	25	36°
TR28570	57 5/8	1464	7/8	22	36°	TR32571	57 5/8	1464	1	25	36°
TR28575	58 1/8	1477	7/8	22	36°	TR34435	44 1/8	1120	1 1/16	27	36°
TR28583	58 7/8	1494	7/8	22	36°	TR34456	46 1/8	1172	1 1/16	27	36°
TR28596	60 1/4	1530	7/8	22	36°	TR34467	47 1/4	1199	1 1/16	27	36°
TR28616	62 1/8	1578	7/8	22	36°	TR34495	50 1/8	1273	1 1/16	27	36°
TR28628	63 3/8	1609	7/8	22	36°	TR34506	51 1/4	1303	1 1/16	27	36°
TR28649	65 1/2	1663	7/8	22	36°	TR34545	55	1395	1 1/16	27	36°
TR28657	66 1/4	1684	7/8	22	36°	TR34604	61 1/8	1553	1 1/16	27	36°
TR28666	67 1/4	1710	7/8	22	36°	TR34700	70 5/8	1793	1 1/16	27	36°
TR28680	68 5/8	1744	7/8	22	36°	TR34711	71 5/8	1820	1 1/16	27	36°
TR28693	69 7/8	1774	7/8	22	36°	TR34771	77 3/4	1975	1 1/16	27	36°

All Green Stripe Truck and Bus V-Belts are Notched.

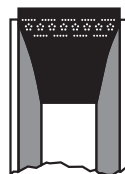
Showing Nominal Belt Top Widths, Outside Lengths and Angles with Our Corresponding Belt Numbers

IMPORTANT: Lengths shown (O.C. is Outside Circumference) are obtained by measuring around the outside of the belt. These lengths will not agree exactly with the size significant belt numbering system which is based on the effective length of the belt. Effective length ("engineered" length) cannot be measured in the field because special tools are required.

Automotive Top Widths are the standard sizes defined by the automotive belt industry (SAE J636). Due to manufacturing processes that create "Vertical Flats", the top width of XL and Truck/Bus series V-Belts will not agree with the printed top width dimensions. Top width on this page and on the belt sleeve refers to the pulley groove width and not the actual top width of these belts. A picture of a V-Belt with "Vertical Flats" is shown below. Actual top width of like belt sizes will also vary slightly depending on the manufacturer and belt style.



Competitive V-Belt



Our V-Belts with "Vertical Flats"

Length (in)	Length (mm)	Angle	Belt No.	Length (in)	Length (mm)	Angle	Belt No.	Length (in)	Length (mm)	Angle	Belt No.
5/8" (16mm) Top Width				11/16" (17mm) Top Width				13/16" (21mm) Top Width			
41 1/2	1056	36°	TR20412	- Continued				34 5/8	879	36°	TR26341
43	1092	36°	TR20426	66 1/4	1682	36°	TR22657	36	913	36°	TR26353
45 1/2	1155	36°	TR20451	67	1703	36°	TR22664	37 1/4	947	36°	TR26366
54 3/4	1390	36°	TR20544	68	1728	36°	TR22676	7/8" (22mm) Top Width			
62 3/8	1585	36°	TR20619	69 3/4	1773	36°	TR22692	33 7/8	859	36°	TR28333
11/16" (17mm) Top Width				71 5/8	1819	36°	TR22711	35 1/8	892	36°	TR28346
30 1/2	774	36°	TR22299	72 5/8	1844	36°	TR22720	38 1/8	970	36°	TR28376
32 3/4	833	36°	TR22322	75 3/4	1924	36°	TR22752	39 1/8	995	36°	TR28386
33 1/2	850	36°	TR22329	77 5/8	1971	36°	TR22770	39 5/8	1007	36°	TR28390
34 1/8	868	36°	TR22336	79 5/8	2021	36°	TR22792	40 5/8	1032	36°	TR28400
34 7/8	886	36°	TR22344	3/4" (19mm) Top Width				41 1/8	1046	36°	TR28406
35 5/8	906	36°	TR22350	28 5/8	728	36°	TR24281	41 7/8	1062	36°	TR28412
36 1/2	926	36°	TR22358	31 1/2	799	36°	TR24308	42 7/8	1088	36°	TR28423
36 7/8	937	36°	TR22363	32	812	36°	TR24315	43 1/2	1105	36°	TR28429
38	964	36°	TR22373	36 1/8	918	36°	TR24355	44 1/4	1125	36°	TR28437
38 5/8	980	36°	TR22380	37 1/8	943	36°	TR24365	45 1/8	1145	36°	TR28445
39 1/8	993	36°	TR22386	38 3/8	976	36°	TR24379	45 7/8	1166	36°	TR28454
39 3/4	1010	36°	TR22392	40 5/8	1032	36°	TR24400	46 7/8	1190	36°	TR28463
40 1/4	1022	36°	TR22397	40 3/4	1036	36°	TR24403	47 7/8	1216	36°	TR28473
40 5/8	1031	36°	TR22401	41 1/4	1047	36°	TR24407	48 5/8	1236	36°	TR28480
41 1/8	1045	36°	TR22405	41 7/8	1065	36°	TR24414	48 7/8	1240	36°	TR28483
41 5/8	1056	36°	TR22410	42 7/8	1090	36°	TR24424	49 3/4	1265	36°	TR28492
42 1/4	1073	36°	TR22416	44 3/8	1126	36°	TR24438	50 1/4	1277	36°	TR28498
43 1/8	1095	36°	TR22425	45 5/8	1158	36°	TR24449	50 7/8	1291	36°	TR28501
44	1117	36°	TR22434	46 1/4	1174	36°	TR24457	51 5/8	1312	36°	TR28510
44 7/8	1139	36°	TR22443	46 5/8	1183	36°	TR24461	52	1320	36°	TR28514
45 3/8	1151	36°	TR22448	47	1195	36°	TR24465	52 7/8	1342	36°	TR28522
46 1/8	1171	36°	TR22455	48 1/4	1225	36°	TR24476	55 1/8	1401	36°	TR28545
46 5/8	1184	36°	TR22461	49 3/8	1255	36°	TR24489	55 5/8	1413	36°	TR28550
47 7/8	1218	36°	TR22474	50 5/8	1285	36°	TR24500	56 1/4	1430	36°	TR28557
49 1/8	1247	36°	TR22485	51 7/8	1318	36°	TR24515	57 1/8	1451	36°	TR28565
50 1/8	1273	36°	TR22495	53 5/8	1362	36°	TR24530	57 5/8	1464	36°	TR28570
51 3/8	1306	36°	TR22508	54 1/4	1379	36°	TR24538	58 1/8	1477	36°	TR28575
51 7/8	1319	36°	TR22514	56 5/8	1438	36°	TR24562	58 7/8	1494	36°	TR28583
52 3/8	1332	36°	TR22517	58 1/4	1480	36°	TR24578	60 1/4	1530	36°	TR28596
53 1/8	1349	36°	TR22525	60 1/4	1531	36°	TR24597	62 1/8	1578	36°	TR28616
53 7/8	1369	36°	TR22534	61 1/4	1556	36°	TR24607	63 3/8	1609	36°	TR28628
55 1/8	1399	36°	TR22545	62 1/2	1589	36°	TR24619	65 1/2	1663	36°	TR28649
55 7/8	1420	36°	TR22553	64 1/4	1631	36°	TR24638	66 1/4	1684	36°	TR28657
57 5/8	1462	36°	TR22570	65 1/4	1658	36°	TR24647	67 1/4	1710	36°	TR28666
58 1/4	1479	36°	TR22578	67	1702	36°	TR24664	68 5/8	1744	36°	TR28680
59 3/8	1509	36°	TR22588	69 1/4	1759	36°	TR24688	69 7/8	1774	36°	TR28693
61 1/4	1557	36°	TR22607	71 1/4	1810	36°	TR24709	71 1/8	1808	36°	TR28706
63 1/8	1602	36°	TR22625					73 7/8	1875	36°	TR28733
64 1/8	1627	36°	TR22635					75	1904	36°	TR28743
65 1/4	1658	36°	TR22648					79 1/8	2009	36°	TR28786

All Green Stripe Truck and Bus V-Belts are Notched.

Green Stripe® Truck and Bus V-Belts - Listed by Size

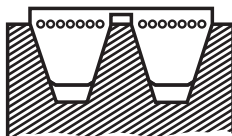
Length (in)	Length (mm)	Angle	Belt No.	Length (in)	Length (mm)	Angle	Belt No.	Length (in)	Length (mm)	Angle	Belt No.
15/16" (24mm) Top Width				15/16" (24mm) Top Width				1 1/16" (27mm) Top Width			
41 1/2	1054	36°	TR30408					44 1/8	1120	36°	TR34435
43 1/2	1104	36°	TR30428					46 1/8	1172	36°	TR34456
45 3/8	1152	36°	TR30448	71 5/8	1818	36°	TR30710	47 1/4	1199	36°	TR34467
47 1/4	1201	36°	TR30467	72 3/4	1849	36°	TR30722	50 1/8	1273	36°	TR34495
49	1244	36°	TR30484	76	1929	36°	TR30754	51 1/4	1303	36°	TR34506
51 1/8	1299	36°	TR30506	77 1/8	1960	36°	TR30770	55	1395	36°	TR34545
54 3/8	1381	36°	TR30537	81 1/4	2065	36°	TR30808	61 1/8	1553	36°	TR34604
54 7/8	1393	36°	TR30543					70 5/8	1793	36°	TR34700
59 1/2	1510	36°	TR30589	1" (25mm) Top Width				71 5/8	1820	36°	TR34711
62 7/8	1599	36°	TR30624	49 5/8	1262	36°	TR32491	77 3/4	1975	36°	TR34771
65 3/4	1671	36°	TR30652	51 7/8	1317	36°	TR32513				
67 3/4	1722	36°	TR30672	57 5/8	1464	36°	TR32571				
70 3/8	1788	36°	TR30698								

All Green Stripe Truck and Bus V-Belts are Notched.

Showing Belt Numbers with Corresponding Nominal Outside Lengths, Top Widths per Strand and Angles

IMPORTANT: Lengths shown (O.C. is Outside Circumference) are obtained by measuring around the outside of the belt. These lengths will not agree exactly with the size significant belt numbering system which is based on the effective length of the belt. Effective length ("engineered" length) cannot be measured in the field because special tools are required.

Automotive Top Widths are the standard sizes defined by the automotive belt industry (SAE J636). Due to manufacturing processes that create "Vertical Flats", the top width of XL and Truck/Bus series V-Belts will not agree with the printed top width dimensions. Top width on this page and on the belt sleeve refers to the pulley groove width and not the actual top width of these belts. A picture of a V-Belt with "Vertical Flats" is shown below. Actual top width of like belt sizes will also vary slightly depending on the manufacturer and belt style.

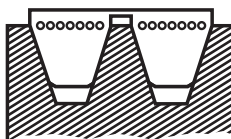


Belt No.	Length (in)	Length (mm)	Top Width Per Strand (in)	Top Width Per Strand (mm)	Template Color	Belt No.	Length (in)	Length (mm)	Top Width Per Strand (in)	Top Width Per Strand (mm)	Template Color
2/9305PB.....	31 1/2	799	1/2	13	Yellow	2/9660PB.....	66 7/8	1698	1/2	13	Yellow
2/9313PB.....	32 1/8	817	1/2	13	Yellow	2/9670PB.....	67 3/8	1710	1/2	13	Yellow
2/9325PB.....	33 1/2	852	1/2	13	Yellow	2/9690PB.....	70	1778	1/2	13	Yellow
2/9430PB.....	43 7/8	1116	1/2	13	Yellow	2/9700PB.....	70 7/8	1800	1/2	13	Yellow
2/9435PB.....	44 3/8	1128	1/2	13	Yellow	2/9710PB.....	71 7/8	1825	1/2	13	Yellow
2/9447PB.....	45 3/8	1154	1/2	13	Yellow	2/9720PB.....	72 7/8	1850	1/2	13	Yellow
2/9451PB.....	45 7/8	1164	1/2	13	Yellow	2/9730PB.....	74	1879	1/2	13	Yellow
2/9463PB.....	47	1195	1/2	13	Yellow	2/TR22517PB.....	52 1/2	1330	11/16	17	Green
2/9470PB.....	47 7/8	1217	1/2	13	Yellow	2/TR22553PB.....	56 1/4	1430	11/16	17	Green
2/9476PB.....	48 3/8	1230	1/2	13	Yellow	2/TR22570PB.....	58	1472	11/16	17	Green
2/9485FPB.....	49 5/8	1259	1/2	13	Pink	2/TR28400PB.....	41	1041	7/8	22	Red
2/9490PB.....	50	1270	1/2	13	Yellow	2/TR28411PB.....	41 3/4	1061	7/8	22	Red
2/9500PB.....	50 3/4	1290	1/2	13	Yellow	2/TR28429PB.....	44 1/8	1120	7/8	22	Red
2/9510PB.....	52	1321	1/2	13	Yellow	2/TR28437PB.....	44 1/4	1125	7/8	22	Red
2/9520PB.....	53	1346	1/2	13	Yellow	2/TR28466PB.....	47 1/8	1198	7/8	22	Red
2/9530PB.....	54	1373	1/2	13	Yellow	2/TR28473PB.....	48 1/4	1226	7/8	22	Red
2/9540PB.....	54 3/4	1390	1/2	13	Yellow	2/TR28480PB.....	49	1244	7/8	22	Red
2/9545PB.....	55 3/8	1405	1/2	13	Yellow	2/TR28483PB.....	49 1/8	1248	7/8	22	Red
2/9550PB.....	56	1424	1/2	13	Yellow	2/TR28492PB.....	50 3/8	1279	7/8	22	Red
2/9555PB.....	56 1/2	1435	1/2	13	Yellow	2/TR28501PB.....	51 1/8	1299	7/8	22	Red
2/9570PB.....	58	1474	1/2	13	Yellow	2/TR28510PB.....	51 5/8	1310	7/8	22	Red
2/9590PB.....	59 7/8	1521	1/2	13	Yellow	3/9470PB.....	47 7/8	1217	1/2	13	Yellow
2/9600PB.....	60 5/8	1540	1/2	13	Yellow	3/9500PB.....	50 5/8	1286	1/2	13	Yellow
2/9610PB.....	61 7/8	1571	1/2	13	Yellow	3/9525PB.....	53 1/4	1354	1/2	13	Yellow
2/9640PB.....	64 3/8	1635	1/2	13	Yellow	3/9530PB.....	54	1372	1/2	13	Yellow
2/9650PB.....	65 7/8	1673	1/2	13	Yellow						

Showing Nominal Belt Top Widths per Strand, Outside Lengths and Angles with Our Corresponding Belt Numbers

IMPORTANT: Lengths shown (O.C. is Outside Circumference) are obtained by measuring around the outside of the belt. These lengths will not agree exactly with the size significant belt numbering system which is based on the effective length of the belt. Effective length ("engineered" length) cannot be measured in the field because special tools are required.

Automotive Top Widths are the standard sizes defined by the automotive belt industry (SAE J636). Due to manufacturing processes that create "Vertical Flats", the top width of XL and Truck/Bus series V-Belts will not agree with the printed top width dimensions. Top width on this page and on the belt sleeve refers to the pulley groove width and not the actual top width of these belts. A picture of a V-Belt with "Vertical Flats" is shown below. Actual top width of like belt sizes will also vary slightly depending on the manufacturer and belt style.



Length (in)	Length (mm)	Template Color	Belt No.	Length (in)	Length (mm)	Template Color	Belt No.	Length (in)	Length (mm)	Template Color	Belt No.
1/2" (13mm) Top Width				1/2" (13mm) Top Width (HC50)				11/16" (17mm) Top Width			
31 1/2	799	Yellow	2/9305PB	- Continued				52 1/2	1330	Green	2/TR22517PB
32 1/8	817	Yellow	2/9313PB	54	1372		3/9530PB	56 1/4	1430	Green	2/TR22553PB
33 1/2	852	Yellow	2/9325PB	54 3/4	1390	Yellow	2/9540PB	58	1472	Green	2/TR22570PB
43 7/8	1116	Yellow	2/9430PB	55 3/8	1405	Yellow	2/9545PB	7/8" (22mm) Top Width			
44 3/8	1128	Yellow	2/9435PB	56	1424	Yellow	2/9550PB	41	1041	Red	2/TR28400PB
45 3/8	1154	Yellow	2/9447PB	56 1/2	1435	Yellow	2/9555PB	41 3/4	1061	Red	2/TR28411PB
45 7/8	1164	Yellow	2/9451PB	58	1474	Yellow	2/9570PB	44 1/8	1120	Red	2/TR28429PB
47	1195	Yellow	2/9463PB	59 7/8	1521	Yellow	2/9590PB	44 1/4	1125	Red	2/TR28437PB
47 7/8	1217	Yellow	2/9470PB	60 5/8	1540	Yellow	2/9600PB	47 1/8	1198	Red	2/TR28466PB
47 7/8	1217		3/9470PB	61 7/8	1571	Yellow	2/9610PB	48 1/4	1226	Red	2/TR28473PB
48 3/8	1230	Yellow	2/9476PB	64 3/8	1635	Yellow	2/9640PB	49	1244	Red	2/TR28480PB
49 5/8	1259	Pink	2/9485FPB	65 7/8	1673	Yellow	2/9650PB	49 1/8	1248	Red	2/TR28483PB
50	1270	Yellow	2/9490PB	66 7/8	1698	Yellow	2/9660PB	50 3/8	1279	Red	2/TR28492PB
50 5/8	1286		3/9500PB	67 3/8	1710	Yellow	2/9670PB	51 1/8	1299	Red	2/TR28501PB
50 3/4	1290	Yellow	2/9500PB	70	1778	Yellow	2/9690PB	51 5/8	1310	Red	2/TR28510PB
52	1321	Yellow	2/9510PB	70 7/8	1800	Yellow	2/9700PB				
53	1346	Yellow	2/9520PB	71 7/8	1825	Yellow	2/9710PB				
53 1/4	1354		3/9525PB	72 7/8	1850	Yellow	2/9720PB				
54	1373	Yellow	2/9530PB	74	1879	Yellow	2/9730PB				

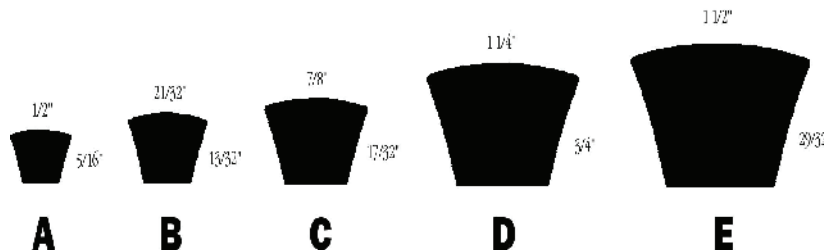
Size Lists

Showing Hi-Power® II Belts with Corresponding Top Widths and Nominal Outside Lengths

PLEASE NOTE: V-Belt drives which use the belt as a clutch requires special consideration because the heat generated by belt slip (during engagement and disengagement) on some clutching applications can cause the V-Belt tensile materials in the belts listed below to shrink in length. The shrinkage may cause a belt, which is already engaged and driving, to not de-clutch, or a de-clutched belt may engage itself and start driving the machine unexpectedly. Depending on the machine and circumstances, either situation could prove dangerous to the machine operator or bystanders.

Belts especially designed to minimize or eliminate heat shrinkage may be required.

IMPORTANT: The outside length is determined by placing a steel tape around the outside of the belt. This method should be used because it is the one most commonly used by Dealers and Jobbers when measuring a belt.

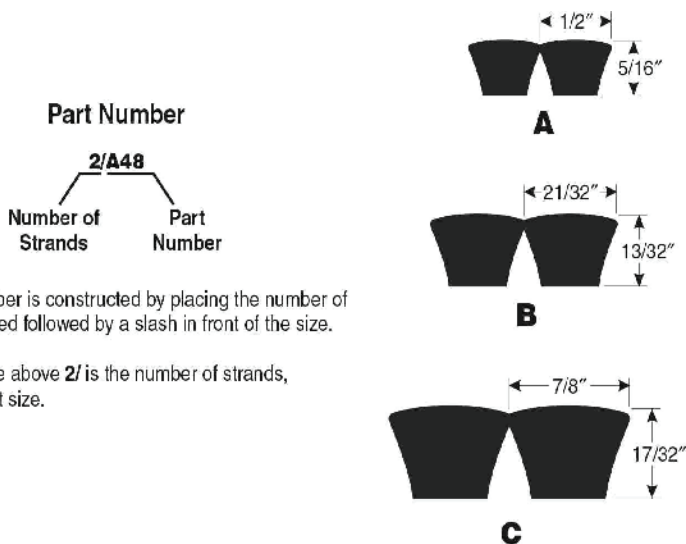


Belt No.	Length (in)	Belt No.	Length (in)	Belt No.	Length (in)	Belt No.	Length (in)	Belt No.	Length (in)
A24	26	A Section - Cont.		A Section - Cont.		B Section - Cont.		B Section - Cont.	
A25	27	A69	71	A117	119	B55	58	B99	102
A26	28	A70	72	A118	120	B56	59	B100	103
A27	29	A71	73	A120	122	B57	60	BP100 (Aramid)	103
A28	30	A72	74	A124	126	B58	61	B101	104
A29	31	A73	75	A128	130	B59	62	B102	105
A29.8	31 13/16	A74	76	A130	132	B60	63	B103	106
A30	32	A75	77	A132	134	B61	64	B104	107
A31	33	A76	78	A133	135	B62	65	B105	108
A32	34	A77	79	A134	136	B63	66	B106	109
A33	35	A78	80	A136	138	B64	67	B107	110
A34	36	A79	81	A140	142	B65	68	B108	111
A35	37	A80	82	A144	146	B66	69	BP108 (Aramid)	111
A36	38	A81	83	A148	150	B67	70	B109	112
A37	39	A82	84	A158	160	B68	71	B110	113
A38	40	A83	85	A173	175	B69	72	B111	114
A39	41	A84	86	A180	182	B70	73	B112	115
A40	42	A85	87	B Section		B71	74	B113	116
A41	43	A86	88	B28	31	B72	75	B114	117
A42	44	A87	89	B29	32	B73	76	B115	118
A43	45	A88	90	B30	33	B74	77	B116	119
A44	46	A89	91	B31	34	B75	78	B117	120
A45	47	A90	92	B32	35	B76	79	B118	121
A46	48	A91	93	B33	36°	B77	80	B120	123
A47	49	A92	94	B34	37	B78	81	B122	125
A48	50	A93	95	B35	38°	B79	82	B123	126
A49	51	A94	96	B36	39	B80	83	B124	127
A50	52	A95	97	B37	40°	B81	84	B126	129
A51	53	A96	98	B38	41	B82	85	B127	130
A52	54	A97	99	B39	42	B83	86	B128	131
A53	55	A98	100	B40	43	B84	87	B130	133
A54	56	A99	101	B41	44	B85	88	B131	134
A55	57	A100	102	B42	45	B86	89	B132	135
A56	58	A101	103	B43	46	B87	90	B133	136
A57	59	A102	104	B44	47	B88	91	B134	137
A58	60	A103	105	B45	48	B89	92	B135	138
A59	61	A105	107	B46	49	B90	93	B136	139
A60	62	A106	108	B47 (Aramid)	50	B91	94	B138	141
A61	63	A107	109	B48	51	B92	95	B139	142
A62	64	A108	110	B49	52	B93	96	B140	143
A63	65	A110	112	B50	53	B94	97	B142	145
A64	66	A112	114	B51	54	B95	98	B143	146
AP64 (Aramid)	66	A113	115	B52	55	BP95 (Aramid)	98	B144	147
A65	67	A114	116	B53	56	B96	99	B146	149
A66	68	A115	117	B54	57	B97	100	B147	150
A67	69	A116	118			B98	101	B148	151
A68	70								

Hi-Power® II V-Belts - Listed by Number

Belt No.	Length (in)	Belt No.	Length (in)	Belt No.	Length (in)	Belt No.	Length (in)
B Section - Cont.		C Section - Cont.		C Section - Cont.		C Section - Cont.	
B150	153	C55	59	C105	109	C225	227
B152	155	C57	61	CP105 (Aramid)	109	C240	242
B154	157	C60	64	C106	110	C255	257
B156	159	C62	66	C107	111	C270	272
B158	161	C63	67	C108	112	C285	287
B162	165	C65	69	C109	113	C300	302
B166	169	C67	71	C110	114	C315	317
B168	171	C68	72	C111	115	C330	332
B173	176	C70	74	C112	116	C345	347
B180	183	C71	75	C115	119	C360	362
B188	191	C72	76	C116	120	C390	392
B190	193	C73	77	C120	124	C420	422
B192	195	C75	79	C122	126		
B195	198	C78	82	C124	128	D Section	
B199	202	C79	83	C126	130	D100	105
B205	208	C80	84	C128	132	D105	110
B210	213	C81	85	C130	134	D112	117
B225	226	C83	87	C136	140	D120	125
B230	231	C84	88	C140	144	D128	133
B240	241	C85	89	C144	148	D136	141
B255	256	C86	90	C148	152	D144	149
B270	271	C87	91	C150	154	D158	163
B285	286	C90	94	C151	155	D162	167
B300	301	C92	96	C152	156 3/4	D173	178
B315	316	C93	97	C156	160	D180	185
		C95	99	C158	162	D195	200
C Section		C96	100	C162	166	D210	215
C48	52	C97	101	C170	174	D225	228
C50	54	C98	102	C173	177	D240	243
C51	55	C99	103	C180	184	D255	258
C53	57	C100	104	C190	194	D270	273
C54	58	C101	105	C195	199	D285	288
		C103	107	C210	214		
						E Section	
						E180	187
						E195	202
						E210	217
						E240	244
						E270	274
						E300	304
						E330	334
						E360	364
						E390	394
						E420	424
						E480	484
						E540	544
						E600	604
						E660	664

Key to Size Numbering System



Belt No.	Nominal Outside Length (in)	Belt No.	Nominal Outside Length (in)	Belt No.	Nominal Outside Length (in)
A Section		B Section - Continued		B Section - Continued	
2/A36.....	38	2/B64.....	67	2/B95.....	98
2/A48.....	50	2/B68.....	71	2/B99.....	102
2/A74.....	76	2/B75.....	78	2/B148.....	151
3/A55.....	57	2/B80.....	83	2/B162.....	165
3/A85.....	87	2/B85.....	88	3/B81.....	84
B Section		2/B86.....	89	C Section	
2/B48.....	51	2/B90.....	93	2/C90.....	94
2/B61.....	64	2/B92.....	95		
		2/B93.....	96		

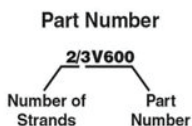
Showing Super HC® and Super HC® Molded Notch Belts with Corresponding Top Widths and Outside Lengths,

IMPORTANT: The outside length is determined by placing a steel tape around the outside of the belt. This method should be used because it is the one most commonly used by Dealers and Jobbers when measuring a belt.



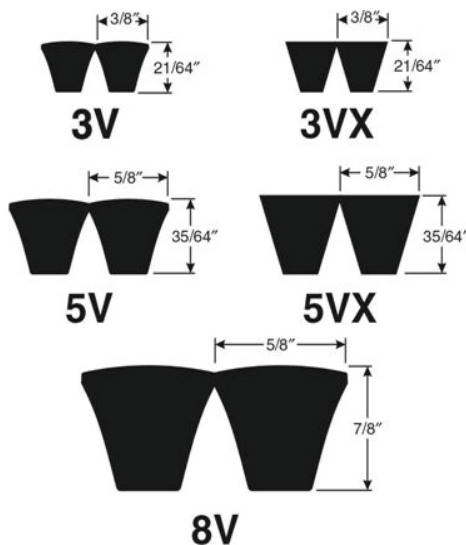
Belt No.	Length (in)	Belt No.	Length (in)	Belt No.	Length (in)	Belt No.	Length (in)	Belt No.	Length (in)
3V/3VX		3V/3VX - Cont.		5V/5VX - Cont.		5V/5VX - Cont.		5V/5VX - Cont.	
3V250	25	3VX355	35 1/2	5V800	80	5VX590	59	5VX1700	170
3V265	26 1/2	3VX375	37 1/2	5V850	85	5VX600	60	5VX1800	180
3V280	28	3VX400	40°	5V900	90	5VX610	61	5VX1900	190
3V300	30	3VX425	42 1/2	5V950	95	5VX630	63	5VX2000	200
3V315	31 1/2	3VX450	45	5V1000	100	5VX650	65	8V	
3V335	33 1/2	3VX475	47 1/2	5V1060	106	5VX660	66	8V1000	100
3V355	35 1/2	3VX500	50	5V1120	112	5VX670	67	8V1060	106
3V375	37 1/2	3VX520	52	5V1180	118	5VX680	68	8V1120	112
3V400	40°	3VX530	53	5V1250	125	5VX690	69	8V1180	118
3V425	42 1/2	3VX550	55	5V1320	132	5VX710	71	8V1250	125
3V450	45	3VX560	56	5V1400	140	5VX730	73	8V1320	132
3V475	47 1/2	3VX600	60	5V1500	150	5VX740	74	8V1400	140
3V500	50	3VX630	63	5V1600	160	5VX750	75	8V1500	150
3V530	53	3VX670	67	5V1700	170	5VX780	78	8V1600	160
3V560	56	3VX710	71	5V1800	180	5VX800	80	8V1700	170
3V600	60	3VX750	75	5V1900	190	5VX810	81	8V1800	180
3V630	63	3VX800	80	5V2000	200	5VX830	83	8V1900	190
3V670	67	3VX850	85	5V2120	212	5VX840	84	8V2000	200
3V710	71	3VX900	90	5V2240	224	5VX850	85	8V2120	212
3V750	75	3VX950	95	5V2360	236	5VX860	86	8V2240	224
3V800	80	3VX1000	100	5V2500	250	5VX880	88	8V2360	236
3V850	85	3VX1060	106	5V2650	265	5VX900	90	8V2500	250
3V900	90	3VX1120	112	5V2800	280	5VX930	93	8V2650	265
3V950	95	3VX1180	118	5V3000	300	5VX950	95	8V2800	280
3V1000	100	3VX1250	125	5V3150	315	5VX960	96	8V3000	300
3V1060	106	3VX1320	132	5V3350	335	5VX1000	100	8V3150	315
3V1120	112	3VX1400	140	5V3550	355	5VX1030	103	8V3350	335
3V1180	118	5V/5VX		5VX450	45	5VX1060	106	8V3550	355
3V1250	125	5V500	50	5VX470	47	5VX1080	108	8V3750	375
3V1320	132	5V530	53	5VX490	49	5VX1120	112	8V4000	400
3V1400	140	5V560	56	5VX500	50	5VX1150	115	8V4250	425
3VX250	25	5V600	60	5VX510	51	5VX1180	118	8V4500	450
3VX265	26 1/2	5V630	63	5VX530	53	5VX1230	123	8V4750	475
3VX280	28	5V670	67	5VX540	54	5VX1250	125	8V5000	500
3VX300	30	5V710	71	5VX550	55	5VX1320	132	8V5600	560
3VX315	31 1/2	5V750	75	5VX560	56	5VX1400	140		
3VX335	33 1/2			5VX570	57	5VX1500	150		
3VX350	35			5VX580	58	5VX1600	160		

Key to Size Numbering System



The part number is constructed by placing the number of strands required followed by a slash in front of the size.

In the example above **2/** is the number of strands. **3V600** is the belt size.



Belt No.	Nominal Outside Length (in)	Belt No.	Nominal Outside Length (in)	Belt No.	Nominal Outside Length (in)
3V / 3VX Section		5V / 5VX / 5VP Section		5V / 5VX / 5VP Section - Cont.	
2/3V600.....	60	2/5V950.....	95	2/5VX917.....	91 3/4
2/3VX375.....	37 1/2	2/5V975.....	97 1/2	2/5VX930.....	93
2/3VX475.....	47 1/2	2/5V1020.....	102	2/5VX950.....	95
2/3VX500.....	50	2/5VX560.....	56	2/5VX1000.....	100
2/3VX630.....	63	2/5VX600.....	60	2/5VX1042.....	105 1/4
3/3V875.....	87 1/2	2/5VX670.....	67	2/5VX1075.....	108 1/8
3/3V879.....	87 27/32	2/5VX686.....	69 1/4	2/5VX1400.....	140
3/3V910.....	91	2/5VX710.....	71	3/5VP213.68.....	213 11/16
3/3VX500.....	50	2/5VX800.....	80	3/5VP2000.....	200
3/3VX560.....	56	2/5VX830.....	83	5/5VX800.....	80
4/3VX425.....	42 1/2	2/5VX850.....	85		

Showing Tri-Power® Belts with Corresponding Top Widths and Outside Lengths,

PLEASE NOTE: V-Belt drives which use the belt as a clutch requires special consideration because the heat generated by belt slip (during engagement and disengagement) on some clutching applications can cause the V-Belt tensile materials in the belts listed below to shrink in length. The shrinkage may cause a belt, which is already engaged and driving, to not de-clutch, or a de-clutched belt may engage itself and start driving the machine unexpectedly. Depending on the machine and circumstances, either situation could prove dangerous to the machine operator or bystanders.

Belts especially designed to minimize or eliminate heat shrinkage may be required.

IMPORTANT: The outside length is determined by placing a steel tape around the outside of the belt. This method should be used because it is the one most commonly used by Dealers and Jobbers when measuring a belt.



Belt No.	Length (in)	Belt No.	Length (in)	Belt No.	Length (in)	Belt No.	Length (in)	Belt No.	Length (in)
AX Section		AX Section - Cont.		BX Section - Cont.		BX Section - Cont.		BX240.....242	
AX21.....	23	AX65.....	67	BX34.....	37	BX79.....	82	BX255.....	257
AX22.....	24	AX66.....	68	BX35.....	38	BX80.....	83	BX270.....	272
AX23.....	25	AX67.....	69	BX36.....	39	BX81.....	84	BX300.....	302
AX24.....	26	AX68.....	70	BX37.....	40	BX82.....	85	CX Section	
AX25.....	27	AX69.....	71	BX38.....	41	BX83.....	86	CX51.....	55
AX26.....	28	AX70.....	72	BX40.....	43	BX84.....	87	CX60.....	64
AX27.....	29	AX71.....	73	BX41.....	44	BX85.....	88	CX68.....	72
AX28.....	30	AX72.....	74	BX42.....	45	BX86.....	89	CX75.....	79
AX29.....	31	AX73.....	75	BX43.....	46	BX87.....	90	CX81.....	85
AX30.....	32	AX74.....	76	BX44.....	47	BX88.....	91	CX85.....	89
AX31.....	33	AX75.....	77	BX45.....	48	BX89.....	92	CX90.....	94
AX32.....	34	AX76.....	78	BX46.....	49	BX90.....	93	CX96.....	100
AX33.....	35	AX77.....	79	BX47.....	50	BX91.....	94	CX100.....	104
AX34.....	36	AX78.....	80	BX48.....	51	BX92.....	95	CX101.....	105
AX35.....	37	AX79.....	81	BX49.....	52	BX93.....	96	CX105.....	109
AX36.....	38	AX80.....	82	BX50.....	53	BX94.....	97	CX106.....	110
AX37.....	39	AX81.....	83	BX51.....	54	BX95.....	98	CX109.....	113
AX38.....	40	AX82.....	84	BX52.....	55	BX96.....	99	CX112.....	116
AX39.....	41	AX85.....	87	BX53.....	56	BX97.....	100	CX115.....	119
AX40.....	42	AX86.....	88	BX54.....	57	BX99.....	102	CX120.....	124
AX41.....	43	AX87.....	89	BX55.....	58	BX100.....	103	CX123.....	127
AX42.....	44	AX88.....	90	BX56.....	59	BX103.....	106	CX128.....	132
AX43.....	45	AX90.....	92	BX57.....	60	BX105.....	108	CX133.....	137
AX44.....	46	AX91.....	93	BX58.....	61	BX108.....	111	CX136.....	140
AX45.....	47	AX92.....	94	BX59.....	62	BX112.....	115	CX144.....	148
AX46.....	48	AX93.....	95	BX60.....	63	BX113.....	116	CX150.....	154
AX47.....	49	AX94.....	96	BX61.....	64	BX115.....	118	CX158.....	162
AX48.....	50	AX96.....	98	BX62.....	65	BX116.....	119	CX162.....	166
AX49.....	51	AX97.....	99	BX63.....	66	BX120.....	123	CX173.....	177
AX50.....	52	AX98.....	100	BX64.....	67	BX124.....	127	CX180.....	184
AX51.....	53	AX103.....	105	BX65.....	68	BX128.....	131	CX187.....	191
AX52.....	54	AX105.....	107	BX66.....	69	BX133.....	136	CX190.....	194
AX53.....	55	AX110.....	112	BX67.....	70	BX136.....	139	CX195.....	199
AX54.....	56	AX112.....	114	BX68.....	71	BX140.....	143	CX210.....	214
AX55.....	57	AX120.....	122	BX69.....	72	BX144.....	147	CX225.....	227
AX56.....	58	AX128.....	130	BX70.....	73	BX150.....	153	CX240.....	242
AX57.....	59	AX144.....	146	BX71.....	74	BX158.....	161	CX255.....	257
AX58.....	60	AX173.....	175	BX72.....	75	BX162.....	165	CX270.....	272
AX59.....	61	BX Section		BX73.....	76	BX173.....	176	CX300.....	302
AX60.....	62	BX28.....	31	BX74.....	77	BX180.....	183	CX330.....	332
AX61.....	63	BX31.....	34	BX75.....	78	BX195.....	198	CX360.....	362
AX62.....	64	BX32.....	35	BX76.....	79	BX205.....	208		
AX63.....	65			BX77.....	80	BX210.....	213		
AX64.....	66			BX78.....	81	BX225.....	227		

Showing Belt Numbers with Corresponding Nominal Outside Lengths, Top Widths and Angles

Belt No.	Length (in)	Length (mm)	Top Width (in)	Top Width (mm)	Angle	Belt No.	Length (in)	Length (mm)	Top Width (in)	Top Width (mm)	Angle
811	★ 22 1/2	572	1 1/8	29		6007	▼ 52	1320	1 3/16	30	28°
813	★ 26 3/4	679	1 1/8	29		6012	▼ 33 3/8	848	29/32	23	32°
814	★ 31 1/2	800	1 1/8	29		6013	▼ 36 3/4	933	29/32	23	30°
822	★ 36	914	1	25		6021	▼ 41 3/4	1059	1 3/16	30	32°
5500	▼ 56 1/4	1430	13/16	20	38°	6044	▼ 44 1/8	1120	1 3/16	30	32°
5501	71	1805	13/16	20	38°	6061	▼ 27 1/4	691	5/8	16	33°
5502	64 3/4	1645	13/16	20	38°	6069	▼ 43 1/8	1087	1 7/32	30	24°
5503	52	1320	13/16	20	38°	6077	▼ 41 3/4	1060	1 7/32	31	32°
5504	65	1650	13/16	20	38°	6078	▼ 40 3/4	1035	1 7/32	31	26°
5506	132	3355	21/32	16	40°	6079	▼ 37 3/8	949	1 1/32	26	30°
5508	59	1500	3/8	10	39°	6083	▼ 43 1/2	1105	1 3/16	30	32°
5509	81	2055	3/8	10	40°	6092	▼ 45 1/2	1156	1 1/4	32	30°
5510	▼ 56 1/8	890	1/2	12	38°	6096	▼ 46 5/8	1186	1 1/4	30	28°
5511	54	1370	13/16	20	38°	6098	▼ 40 3/8	1026	1 3/16	30	32°
5512	67 1/8	1705	13/16	20	38°	6183	★ 15 1/2	395	5/16	8	
5513	55	1395	13/16	20	38°	6224	▼ 48 3/8	1229	1/2	13	42°
5516	◇ 58 1/2	1485	1/2	12/13	36°	6234	◇ 71 1/2	1815	1/2	12.5	36°
5517	93 5/8	2378	1/2	12/13	40°	6304	▼ 47	1194	1 1/4	32	28°
5518	▼ 93 1/8	2365	1/2	12	38°	6312	▼ 36 7/8	937	1 1/4	32	34°
5519	▼ 31 5/8	805	1/2	12.5	38°	6314	▼ 45	1143	1 3/16	30	32°
5520	53	1346	13/16	20	38°	6316	▼ 56 1/8	1425	1 3/16	30	30°
5521	50	1270	13/16	20	38°	6354 (180 Teeth)	56 3/4	1440	25/32	20	
5522	60 1/2	1535	13/16	20	40°	6370	31 7/8	810	1/2	12.5	37°
5523	164	4165	21/32	16	40°	6372	38 3/4	974	1/2	12.5	40°
5524	115 1/2	2935	21/32	16	40°	6375	◇ 74 3/8	1890	1/2	12.5	36°
5525	118	3075	21/32	16	40°	6376	36 3/4	933	1/2	12.5	40°
5526	142	3605	21/32	16	40°	6377	79 3/4	2025	1/2	12/13	40°
5527	◇ 53 3/4	1363	1/2	13	36°	6378	103 1/4	2625	1/2	12/13	40°
5528	58	1475	1/2	13	38°	6379	108 1/8	2745	1/2	12/13	40°
5529	▼ 42 7/8	1090	21/32	16	38°	6380	25 3/8	645	3/8	9.5	37°
5530	▼ 67 1/8	1705	1/2	12	38°	6384 (153 Teeth)	48 1/4	1225	1	25	
5533	51 7/8	1320	21/32	16	38°	6385 (140 Teeth)	44 1/8	1120	1	25	
5534	69	1753	21/32	16	38°	6386 (130 Teeth)	41	1040	1	25	
5535	155	3935	21/32	16	40°	6387	127 1/8	3230	1/2	13	40°
5536	34 1/8	865	1/2	12	37°	6389	49 1/8	1245	1/4	6	42°
5537	86 7/8	2205	21/32	16	40°	6390	34 3/8	873	3/8	10	38°
5538	113 1/2	2880	21/32	16	40°	6391	32 1/2	825	1/4	6	42°
5539	▼ 76 7/8	1955	1 1/4	32	39°	6392	32	815	1/4	6	42°
5700	68 1/4	1735	1/2	12.5	38°	6398	117 1/8	2975	1/2	12/13	40°
5701	110 1/2	2805	1/2	12.5	40°	6413 (65 Teeth)	✱ 24 3/8	619	3/8	9.5	
5707 (167 Teeth)	19 3/4	501	19/32	15		6414 (61 Teeth)	✱ 22 7/8	581	3/8	9/10	
5710	▼ 35 3/8	900	1 3/16	30	28°	6421 (68 Teeth)	25 1/2	650	5/16	8	
5716 (220 Teeth)	69 9/32	1760	25/32	20		6548	83 1/8	2110	1/2	12/13	39°
5718	44 5/8	1135	1 1/4	32	40°	6550	120 1/4	3055	1/2	12/13	40°
5724	54 7/8	1395	1/2	12.5	36°	6560	126 1/8	3205	1/2	13	40°
5725	48 7/8	1230	7/16	11	36°	6565	107 1/4	2725	1/2	13	39°
5726	57 3/8	1455	1/2	12.5	36°	6572	▼ 62 7/8	1590	1 1/8	31	38°
5731	35 1/2	900	3/8	9.5	36°	6574	64 1/4	1630	1/2	13	40°
5732	35 3/4	910	3/8	9.5	36°	6575	54 1/4	1377	1/2	13	38°
5734	45 1/4	1150	1/2	12.5	36°	6582	90 5/8	2350	1/2	13	40°
5735	37 7/8	960	1/2	12.5	36°	6583	34 1/2	875	1/2	12.5	40°
5736	39	990	1/2	12.5	36°	6589	29 3/4	755	3/8	9.5	37°
5737	48	1220	1/2	12.5	36°	6596	44	1120	7/16	11	38°
5738	49 3/8	1255	1/2	12.5	36°	6597	57	1450	7/16	11	38°
5740	54	1370	1/2	12.5	36°	6599	▼ 86 5/8	2200	1 15/32	37	38°
5741	36 1/2	925	1/2	12.5	36°	6601	▼ 53	1346	1 1/8	29	38°
5742	44 3/4	1135	1/2	12.5	36°	6604	157	3988	7/8	22	40°
5743	43 7/8	1115	1/2	12.5	36°	6697	35 1/2	900	3/16	5	60°
5744	53 3/8	1355	1/2	12.5	36°	6698	48 1/32	1220	9/32	7	60°

◇ Double-V Belt.
★ Flat Belt. Length Given Is Inside Circumference.

▼ Indicates Notched Belt.
✱ Timing Belt. Length Given is Pitch Length.

Showing Nominal Belt Top Widths, Outside Lengths and Angles with Our Corresponding Belt Numbers

Length (in)	Length (mm)	Angle	Belt No.	Length (in)	Length (mm)	Angle	Belt No.	Length (in)	Length (mm)	Angle	Belt No.
3/16" (5mm) Top Width				1/2" (12.5mm) Top Width				13/16" (20mm) Top Width			
35 1/2	900	60°	6697	- Continued				- Continued			
1/4" (6mm) Top Width				68 1/4	1735	38°	5700	67 1/8	1705	38°	5512
32 1/2	825	42°	6391	71 1/2	1815	36°	6234	71	1805	38°	5501
32	815	42°	6392	74 3/8	1890	36°	6375	7/8" (22mm) Top Width			
49 1/8	1245	42°	6389	79 3/4	2025	40°	6377	157	3988	40°	6604
9/32" (7mm) Top Width				83 1/8	2110	39°	6548	29/32" (23mm) Top Width			
48 1/32	1220	60°	6698	93 5/8	2378	40°	5517	33 3/8	848	32°	6012
5/16" (8mm) Top Width				103 1/4	2625	40°	6378	36 3/4	933	30°	6013
15 1/2	395		★ 6183	108 1/8	2745	40°	6379	1" (25mm) Top Width			
25 1/2	650		6421 (68 Teeth)	110 1/2	2805	40°	5701	36	914		★ 822
3/8" (9.5mm) Top Width				117 1/8	2975	40°	6398	41	1040		6386
22 7/8	581		✦ 6414 (61 Teeth)	120 1/4	3055	40°	6550	(130 Teeth)			
24 3/8	619		✦ 6413 (65 Teeth)	48 3/8	1229	42°	▼ 6224	44 1/8	1120		6385
25 3/8	645	37°	6380	53 3/4	1363	36°	✦ 5527	48 1/4	1225		6384
29 3/4	755	37°	6589	54 1/4	1377	38°	6575	(140 Teeth)			
35 1/2	900	36°	5731	58	1475	38°	5528	(153 Teeth)			
35 3/4	910	36°	5732	64 1/4	1630	40°	6574	1 1/32" (26mm) Top Width			
3/8" (10mm) Top Width				90 5/8	2350	40°	6582	37 3/8	949	30°	▼ 6079
34 3/8	873	38°	6390	107 1/4	2725	39°	6565	1 1/8" (29mm) Top Width			
59	1500	39°	5508	126 1/8	3205	40°	6560	22 1/2	572		★ 811
81	2055	40°	5509	127 1/8	3230	40°	6387	26 3/4	679		★ 813
7/16" (11mm) Top Width				19/32" (15mm) Top Width				1 1/8" (29mm) Top Width			
44	1120	38°	6596	19 3/4	501		5707 (167 Teeth)	31 1/2	800		★ 814
48 7/8	1230	36°	5725	5/8" (16mm) Top Width				53	1346	38°	▼ 6601
57	1450	38°	6597	27 1/4	691	33°	▼ 6061	1 13/16" (30mm) Top Width			
1/2" (12mm) Top Width				21/32" (16mm) Top Width				1 13/16" (30mm) Top Width			
34 1/8	865	37°	5536	42 7/8	1090	38°	▼ 5529	35 3/8	900	28°	▼ 5710
35 1/8	890	38°	▼ 5510	51 7/8	1320	38°	5533	40 3/8	1026	32°	▼ 6098
67 1/8	1705	38°	▼ 5530	69	1753	38°	5534	41 3/4	1059	32°	▼ 6021
93 1/8	2365	38°	▼ 5518	86 7/8	2205	40°	5537	43 1/2	1105	32°	▼ 6083
1/2" (12.5mm) Top Width				113 1/2	2880	40°	5538	43 1/8	1087	24°	▼ 6069
31 5/8	805	38°	▼ 5519	115 1/2	2935	40°	5524	44 1/8	1120	32°	▼ 6044
31 7/8	810	37°	6370	118	3075	40°	5525	45	1143	32°	▼ 6314
34 1/2	875	40°	6583	132	3355	40°	5506	52	1320	28°	▼ 6007
36 1/2	925	36°	5741	142	3605	40°	5526	56 1/8	1425	30°	▼ 6316
36 3/4	933	40°	6376	155	3935	40°	5535	1 1/8" (31mm) Top Width			
37 7/8	960	36°	5735	164	4165	40°	5523	62 7/8	1590	38°	▼ 6572
38 3/4	974	40°	6372	25/32" (20mm) Top Width				1 7/8" (31mm) Top Width			
39	990	36°	5736	56 3/4	1440		6354 (180 Teeth)	40 3/4	1035	26°	▼ 6078
43 7/8	1115	36°	5743	69 9/32	1760		5716 (220 Teeth)	41 3/4	1060	32°	▼ 6077
44 3/4	1135	36°	5742	13/16" (20mm) Top Width				1 1/4" (32mm) Top Width			
45 1/4	1150	36°	5734	50	1270	38°	5521	36 7/8	937	34°	▼ 6312
48	1220	36°	5737	52	1320	38°	5503	44 5/8	1135	40°	5718
49 3/8	1255	36°	5738	53	1346	38°	5520	45 1/2	1156	30°	▼ 6092
53 3/8	1355	36°	5744	54	1370	38°	5511	46 5/8	1186	28°	▼ 6096
54 7/8	1395	36°	5724	55	1395	38°	5513	47	1194	28°	▼ 6304
54	1370	36°	5740	56 1/4	1430	38°	▼ 5509	76 7/8	1955	39°	▼ 5539
57 3/8	1455	36°	5726	60 1/2	1535	40°	5522	1 15/32" (37mm) Top Width			
58 1/2	1485	36°	✦ 5516	64 3/4	1645	38°	5502	86 5/8	2200	38°	▼ 6599
				65	1650	38°	5504				

✦ Double-V Belt. ▼ Indicates Notched Belt.
 ★ Flat Belt. Length Given Is Inside Circumference. ✦ Timing Belt. Length Given is Pitch Length.

Size Lists

Showing Vulco-Flex® Coolant Hose Numbers with Corresponding Hose Inside Diameters and Lengths

Hose No.	I.D. (in)	I.D. (mm)	Length (in)	Length (mm)	Hose No.	I.D. (in)	I.D. (mm)	Length (in)	Length (mm)
26501.....	1 3/4	44	13 1/2	343	26523.....	2 1/4	57	19	483
26502.....	1 3/4	44	16 1/2	419	26524.....	2 1/4	57	24	610
26503.....	1 3/4, 2	44, 51	10	254	26525.....	2 1/4	57	27	686
26504.....	1 3/4, 2	44, 51	16 1/2	419	26526.....	2 1/4, 2 1/2	57, 64	18	457
26505.....	1 3/4, 2	44, 51	19	483	26527.....	2 1/4, 2 1/2	57, 64	21	533
26506.....	1 3/4, 2	44, 51	23 1/2	597	26528.....	2 1/4, 2 1/2	57, 64	25	635
26507.....	2	51	9 1/2	241	26529.....	2 1/2	64	11	279
26508.....	2	51	12 1/5	310	26530.....	2 1/2	64	14	356
26509.....	2	51	14 1/2	368	26531.....	2 1/2	64	16	406
26510.....	2	51	17	432	26532.....	2 1/2	64	24	610
26511.....	2	51	20	508	26533.....	2 1/2	64	28	711
26512.....	2	51	24	610	26534.....	2 3/4	70	7	178
26513.....	2	51	33	838	26535.....	2 3/4	70	14	356
26514.....	2, 2 1/4	51, 57	8 1/2	216	26536.....	2 3/4	70	18	457
26515.....	2, 2 1/4	51, 57	15	381	26537.....	2 3/4	70	32	813
26516.....	2, 2 1/4	51, 57	17 1/2	445	26538.....	3	76	37	940
26517.....	2, 2 1/4	51, 57	25	635	26601.....	1 3/4	44	6	152
26518.....	2, 2 1/2	51, 64	20	508	26602.....	1 3/4	44	8 1/2	216
26519.....	2 1/4	57	9	229	26603.....	1 3/4	44	11	279
26520.....	2 1/4	57	11	279	26611.....	1 3/4	44	19	483
26521.....	2 1/4	57	14	356	26612.....	1 3/4	44	23 1/2	597
26522.....	2 1/4	57	17	432					

Length is Centerline Length

Showing Inside Diameters and Lengths
with Corresponding Vulco-Flex® Coolant Hose Numbers

Length (in)	Length (mm)	Hose No.	Length (in)	Length (mm)	Hose No.	Length (in)	Length (mm)	Hose No.
1 3/4" (44mm) I.D.			2" (51mm), 2 1/4" (57mm) I.D.			2 1/2" (64mm) I.D.		
6.....	152	26601	8 1/2.....	216	26514	11.....	279	26529
8 1/2.....	216	26602	15.....	381	26515	14.....	356	26530
11.....	279	26603	17 1/2.....	445	26516	16.....	406	26531
13 1/2.....	343	26501	25.....	635	26517	24.....	610	26532
16 1/2.....	419	26502	2" (51mm), 2 1/2" (64mm) I.D.			28.....	711	26533
19.....	483	26611	20.....	508	26518	2 3/4" (70mm) I.D.		
23 1/2.....	597	26612	2 1/4" (57mm) I.D.			7.....	178	26534
1 3/4" (44mm), 2" (51mm) I.D.			9.....	229	26519	14.....	356	26535
10.....	254	26503	11.....	279	26520	18.....	457	26536
16 1/2.....	419	26504	14.....	356	26521	32.....	813	26537
19.....	483	26505	17.....	432	26522	3" (76mm) I.D.		
23 1/2.....	597	26506	19.....	483	26523	37.....	940	26538
2" (51mm) I.D.			24.....	610	26524			
9 1/2.....	241	26507	27.....	686	26525			
12 1/5.....	310	26508	2 1/4" (57mm), 2 1/2" (64mm) I.D.					
14 1/2.....	368	26509	18.....	457	26526			
17.....	432	26510	21.....	533	26527			
20.....	508	26511	25.....	635	26528			
24.....	610	26512						
33.....	838	26513						

Size Lists

Showing Vulco-Flex® II Coolant Hose Numbers with Corresponding Hose Inside Diameters and Lengths

Hose No.	I.D. (in)	I.D. (mm)	Length (in)	Length (mm)	Hose No.	I.D. (in)	I.D. (mm)	Length (in)	Length (mm)
25150	1 1/8	28	12	305	25384	1 3/8	35	25	635
25152	1 1/8	28	15	381	25409	1 3/8, 1 1/2	35, 38	26	660
25154	1 1/8	28	18	457	25428	1 3/8, 1 5/8	35, 41	17	432
25157	1 1/8	28	23	584	25472	1 1/2	38	8	203
25180	1 1/8, 1 1/4	28, 32	19	483	25473	1 1/2	38	10.5	267
25249	1 1/4	32	7 1/2	191	25474	1 1/2	38	12	305
25250	1 1/4	32	9 1/2	241	25476	1 1/2	38	14	356
25251	1 1/4	32	13	330	25477	1 1/2	38	15.5	394
25252	1 1/4	32	15	381	25478	1 1/2	38	17	432
25253	1 1/4	32	17	432	25480	1 1/2	38	20	508
25254	1 1/4	32	18 1/2	470	25482	1 1/2	38	22	559
25255	1 1/4	32	20	508	25484	1 1/2	38	25	635
25257	1 1/4	32	23	584	25487	1 1/2	38	30	762
25260	1 1/4	32	26 1/2	673	25490	1 1/2	38	35	889
25262	1 1/4	32	30	762	25499	1 1/2	38	48	1219
25265	1 1/4	32	35	889	25526	1 1/2, 1 3/4	38, 44	13 1/5	335
25269	1 1/4	32	41	1041	25527	1 1/2, 1 3/4	38, 44	15	381
25284	1 1/4, 1 3/8	32, 35	26	660	25528	1 1/2, 1 3/4	38, 44	16 1/2	419
25300	1 1/4, 1 1/2	32, 38	12	305	25530	1 1/2, 1 3/4	38, 44	20	508
25302	1 1/4, 1 1/2	32, 38	15 1/2	394	25532	1 1/2, 1 3/4	38, 44	22	559
25305	1 1/4, 1 1/2	32, 38	19 1/2	495	25535	1 1/2, 1 3/4	38, 44	27	686
25307	1 1/4, 1 1/2	32, 38	23	584	25582	1 1/2, 2	38, 51	22	559
25309	1 1/4, 1 1/2	32, 38	26	660	25804	▲ 1 1/2	38	20	508
25311	1 1/4, 1 1/2	32, 38	29	737	25806	▲ 1 1/2	38	23 1/5	589
25321	1 1/4, 1 1/2	32, 38	44	1118	25808	▲ 1 1/2	38	25 3/4	653

▲ 90° Molded Elbow on One End.

Length is Centerline Length

Showing Inside Diameters and Lengths
with Corresponding Vulco-Flex® II Coolant Hose Numbers

Length (in)	Length (mm)	Hose No.	Length (in)	Length (mm)	Hose No.	Length (in)	Length (mm)	Hose No.
1 1/8" (29mm) I.D.			1 1/4" (32mm), 1 1/2" (38mm) I.D.			1 1/2" (38mm) I.D. - Cont.		
12	305	25150	12	305	25300	15.5	394	25477
15	381	25152	15 1/2	394	25302	17	432	25478
18	457	25154	19 1/2	495	25305	20	508	25480
23	584	25157	23	584	25307	20	508	▲ 25804
1 1/8" (29mm), 1 1/4" (32mm) I.D.			26	660	25309	22	559	25482
19	483	25180	29	737	25311	23 1/5	589	▲ 25806
1 1/4" (32mm) I.D.			44	1118	25321	25	635	25484
7 1/2	191	25249	1 3/8" (35mm) I.D.			25 3/4	653	▲ 25808
9 1/2	241	25250	25	635	25384	30	762	25487
13	330	25251	1 3/8" (35mm), 1 1/2" (38mm) I.D.			35	889	25490
15	381	25252	26	660	25409	48	1219	25499
17	432	25253	1 3/8" (35mm), 1 5/8" (41mm) I.D.			1 1/2" (38mm), 1 3/4" (44mm) I.D.		
18 1/2	470	25254	17	432	25428	13 1/5	335	25526
20	508	25255	1 1/2" (38mm) I.D.			15	381	25527
23	584	25257	8	203	25472	16 1/2	419	25528
26 1/2	673	25260	10.5	267	25473	20	508	25530
30	762	25262	12	305	25474	22	559	25532
35	889	25265	14	356	25476	27	686	25535
41	1041	25269	1 1/2" (38mm), 2" (51mm) I.D.			22	559	25582
1 1/4" (32mm), 1 3/8" (35mm) I.D.								
26	660	25284						

▲ 90° Molded Elbow on One End.

Length is Centerline Length

FleetRunner® V-Belt Numbers

FleetRunner® HD V-Belt Part No.	XL® V-Belt Part No.	FleetRunner® HD V-Belt Part No.	XL® V-Belt Part No.	FleetRunner® HD V-Belt Part No.	XL® V-Belt Part No.	FleetRunner® HD V-Belt Part No.	XL® V-Belt Part No.
9290HD	9290	9400HD	9400	9495HD	9495	9620HD	9620
9305HD	9305	9403HD	9403	9500HD	9500	9625HD	9625
9309HD	9309	9405HD	9405	9505HD	9505	9630HD	9630
9313HD	9313	9412HD	9412	9510HD	9510	9635HD	9635
9319HD	9319	9415HD	9415	9520HD	9520	9640HD	9640
9325HD	9325	9420HD	9420	9525HD	9525	9650HD	9650
9330HD	9330	9425HD	9425	9530HD	9530	9660HD	9660
9335HD	9335	9430HD	9430	9540HD	9540	9670HD	9670
9341HD	9341	9435HD	9435	9545HD	9545	9680HD	9680
9345HD	9345	9440HD	9440	9550HD	9550	9690HD	9690
9350HD	9350	9447HD	9447	9555HD	9555	9700HD	9700
9355HD	9355	9451HD	9451	9560HD	9560	9710HD	9710
9360HD	9360	9455HD	9455	9565HD	9565	9720HD	9720
9365HD	9365	9463HD	9463	9570HD	9570	9730HD	9730
9370HD	9370	9465HD	9465	9580HD	9580	9740HD	9740
9375HD	9375	9470HD	9470	9585HD	9585	9745HD	9745
9380HD	9380	9476HD	9476	9590HD	9590	9755HD	9755
9385HD	9385	9480HD	9480	9600HD	9600		
9390HD	9390	9485HD	9485	9605HD	9605		
9395HD	9395	9490HD	9490	9610HD	9610		

FleetRunner® Micro-V® Belt Numbers

FleetRunner® Micro-V® Part No.	Micro-V® Belt Part No.	FleetRunner® Micro-V® Part No.	Micro-V® Belt Part No.	FleetRunner® Micro-V® Part No.	Micro-V® Belt Part No.	FleetRunner® Micro-V® Part No.	Micro-V® Belt Part No.
K040378HD	K040378	K060495HD	K060495	K060680HD	K060680	K061058HD	K061058
K040388HD	K040388	K060500HD	K060500	K060685HD	K060685	K061080HD	K061080
K040425HD	K040425	K060509HD	K060509	K060690HD	K060690	K061140HD	K061140
K040430HD	K040430	K060516HD	K060516	K060696HD	K060696	K061187HD	K061187
K040445HD	K040445	K060520HD	K060520	K060716HD	K060716	K061195HD	K061195
K040745HD	K040745	K060523HD	K060523	K060735HD	K060735	K061360HD	K061360
K040762HD	K040762	K060525HD	K060525	K060739HD	K060739	K070553HD	K070553
K050323HD	K050323	K060529HD	K060529	K060747HD	K060747	K070640HD	K070640
K050336HD	K050336	K060532HD	K060532	K060795HD	K060795	K070673HD	K070673
K050340HD	K050340	K060539HD	K060539	K060806HD	K060806	K070677HD	K070677
K050345HD	K050345	K060547HD	K060547	K060832HD	K060832	K070705HD	K070705
K050350HD	K050350	K060555HD	K060555	K060849HD	K060849	K070709HD	K070709
K050360HD	K050360	K060557HD	K060557	K060858HD	K060858	K070733HD	K070733
K050375HD	K050375	K060559HD	K060559	K060860HD	K060860	K070735HD	K070735
K050380HD	K050380	K060560HD	K060560	K060870HD	K060870	K070786HD	K070786
K050420HD	K050420	K060569HD	K060569	K060875HD	K060875	K070801HD	K070801
K060340HD	K060340	K060575HD	K060575	K060905HD	K060905	K070825HD	K070825
K060390HD	K060390	K060578HD	K060578	K060908HD	K060908	K070835HD	K070835
K060393HD	K060393	K060586HD	K060586	K060910HD	K060910	K071056HD	K071056
K060400HD	K060400	K060594HD	K060594	K060923HD	K060923	K071247HD	K071247
K060408HD	K060408	K060598HD	K060598	K060930HD	K060930	K080330HD	K080330
K060415HD	K060415	K060605HD	K060605	K060935HD	K060935	K080375HD	K080375
K060425HD	K060425	K060615HD	K060615	K060960HD	K060960	K080382HD	K080382
K060435HD	K060435	K060625HD	K060625	K060988HD	K060988	K080384HD	K080384
K060439HD	K060439	K060635HD	K060635	K060990HD	K060990	K080400HD	K080400
K060455HD	K060455	K060637HD	K060637	K060994HD	K060994	K080415HD	K080415
K060458HD	K060458	K060653HD	K060653	K060997HD	K060997	K080427HD	K080427
K060470HD	K060470	K060658HD	K060658	K061000HD	K061000	K080435HD	K080435
K060478HD	K060478	K060660HD	K060660	K061005HD	K061005	K080450HD	K080450
K060480HD	K060480	K060670HD	K060670	K061010HD	K061010	K080465HD	K080465
K060483HD	K060483	K060672HD	K060672	K061015HD	K061015	K080471HD	K080471
K060490HD	K060490	K060675HD	K060675	K061020HD	K061020	K080485HD	K080485

FleetRunner® Micro-V® Belt Numbers

FleetRunner® Micro-V® Part No.	Micro-V® Belt Part No.	FleetRunner® Micro-V® Part No.	Micro-V® Belt Part No.	FleetRunner® Micro-V® Part No.	Micro-V® Belt Part No.	FleetRunner® Micro-V® Part No.	Micro-V® Belt Part No.
K080496HD	K080496	K080745HD	K080745	K081124HD	K081124	K100771HD	K100771
K080505HD	K080505	K080751HD	K080751	K081153HD	K081153	K100789HD	K100789
K080510HD	K080510	K080755HD	K080755	K081177HD	K081177	K100810HD	K100810
K080514HD	K080514	K080760HD	K080760	K081189HD	K081189	K100852HD	K100852
K080525HD	K080525	K080765HD	K080765	K081196HD	K081196	K100891HD	K100891
K080530HD	K080530	K080774HD	K080774	K081207HD	K081207	K120281HD	K120281
K080537HD	K080537	K080776HD	K080776	K081213HD	K081213	K120360HD	K120360
K080545HD	K080545	K080780HD	K080780	K081223HD	K081223	K120390HD	K120390
K080550HD	K080550	K080785HD	K080785	K081264HD	K081264	K120400HD	K120400
K080560HD	K080560	K080790HD	K080790	K081265HD	K081265	K120410HD	K120410
K080565HD	K080565	K080797HD	K080797	K081298HD	K081298	K120525HD	K120525
K080566HD	K080566	K080806HD	K080806	K081325HD	K081325	K120559HD	K120559
K080570HD	K080570	K080810HD	K080810	K081331HD	K081331	K120594HD	K120594
K080575HD	K080575	K080816HD	K080816	K081359HD	K081359	K120606HD	K120606
K080580HD	K080580	K080817HD	K080817	K081362HD	K081362	K120610HD	K120610
K080585HD	K080585	K080820HD	K080820	K081377HD	K081377	K120702HD	K120702
K080590HD	K080590	K080825HD	K080825	K090500HD	K090500	K120720HD	K120720
K080594HD	K080594	K080830HD	K080830	K090609HD	K090609	K120738HD	K120738
K080600HD	K080600	K080839HD	K080839	K100381HD	K100381	K120815HD	K120815
K080605HD	K080605	K080842HD	K080842	K100437HD	K100437	K120842HD	K120842
K080610HD	K080610	K080855HD	K080855	K100456HD	K100456	K120864HD	K120864
K080615HD	K080615	K080859HD	K080859	K100465HD	K100465	K120872HD	K120872
K080620HD	K080620	K080865HD	K080865	K100485HD	K100485	K120878HD	K120878
K080623HD	K080623	K080872HD	K080872	K100495HD	K100495	K120891HD	K120891
K080626HD	K080626	K080876HD	K080876	K100502HD	K100502	K120901HD	K120901
K080630HD	K080630	K080878HD	K080878	K100510HD	K100510	K120903HD	K120903
K080638HD	K080638	K080893HD	K080893	K100535HD	K100535	K120911HD	K120911
K080645HD	K080645	K080897HD	K080897	K100540HD	K100540	K120924HD	K120924
K080649HD	K080649	K080903HD	K080903	K100554HD	K100554	K120931HD	K120931
K080653HD	K080653	K080910HD	K080910	K100563HD	K100563	K120964HD	K120964
K080660HD	K080660	K080915HD	K080915	K100570HD	K100570	K120975HD	K120975
K080670HD	K080670	K080922HD	K080922	K100572HD	K100572	K121039HD	K121039
K080672HD	K080672	K080926HD	K080926	K100575HD	K100575	K140345HD	K140345
K080675HD	K080675	K080934HD	K080934	K100579HD	K100579	K140370HD	K140370
K080677HD	K080677	K080939HD	K080939	K100594HD	K100594	K140429HD	K140429
K080680HD	K080680	K080944HD	K080944	K100607HD	K100607	K140433HD	K140433
K080685HD	K080685	K080952HD	K080952	K100610HD	K100610	K140451HD	K140451
K080690HD	K080690	K080956HD	K080956	K100618HD	K100618	K140496HD	K140496
K080694HD	K080694	K080968HD	K080968	K100630HD	K100630	K140516HD	K140516
K080700HD	K080700	K080986HD	K080986	K100637HD	K100637	K140524HD	K140524
K080702HD	K080702	K080991HD	K080991	K100640HD	K100640	K140555HD	K140555
K080708HD	K080708	K081000HD	K081000	K100655HD	K100655	K140580HD	K140580
K080710HD	K080710	K081005HD	K081005	K100658HD	K100658	K140594HD	K140594
K080716HD	K080716	K081020HD	K081020	K100665HD	K100665	K140597HD	K140597
K080720HD	K080720	K081023HD	K081023	K100670HD	K100670	K140603HD	K140603
K080726HD	K080726	K081035HD	K081035	K100675HD	K100675	K140618HD	K140618
K080730HD	K080730	K081074HD	K081074	K100677HD	K100677	K140627HD	K140627
K080733HD	K080733	K081079HD	K081079	K100710HD	K100710	K140662HD	K140662
K080734HD	K080734	K081088HD	K081088	K100719HD	K100719	K140682HD	K140682
K080738HD	K080738	K081092HD	K081092	K100731HD	K100731	K140700HD	K140700
K080740HD	K080740	K081102HD	K081102	K100739HD	K100739		

FleetRunner
Interchange

Distributed by / Distribué par / Distribuido por
CQ Sourcing, Inc., 4721 Hargrove Road, Raleigh, NC 27616



Please recycle this catalog!