

BLADEX



XHeat Series

Air Source Heat Pump

By BladeX

Your Ultimate Partner in
Advanced Air Source
Heat Pumps.

-30°C



CONTINUOUS OPERATION
as Cold as -30°C

Limited Warranty
10 YEARS
PARTS

Limited Warranty
10 YEARS
COMPRESSOR

ENBRIDGE

Delivery partner of the
Government of Canada's
Greener Homes Grant in Ontario

Canada

Eligible for
the Rebate



Real Inverter Benefits For All

Enjoy Real Inverter

with the BladeX
Inverter Heat Pump Condenser



ENERGY SAVING

High efficiency Inverter compressor that ensures both energy saving & comfort



QUIET OPERATION

As low as 59 dBA with a 1.5 ton BladeX inverter heat pump



FAST HEATING & COOLING

Faster comfort with our advanced compressor activation technology



REBATE QUALIFIED

The BladeX air source heat pump unit is eligible for a \$6,500 rebate through the Enbridge Home Energy Rebate (HER+) program.



Ingenious Flexibility

100%

HEATING OUTPUT
down to -20°C with COP up to 2.0

-30°C

CONTINUOUS OPERATION
as Cold as -30°C

Multiple Heating Solutions




Extreme Heat Pump

Traditional heat pump systems may encounter lockout in severe conditions, but this is definitely not the case for the BladeX line of heat pumps. BladeX Heat Pumps are able to deliver 100% heating output at 5°F, ensuring uninter-rupted warmth for moderate winters. For areas that experience extreme cold, Midea offers a top-notch solution – The BladeX Extreme. The BladeX Extreme condenser unit is capable of delivering 100% or more heating output down to -4°F, also offering superior heating performance down to -22°F, outdoor temperatures.

Hybrid, Dual Fuel Compatibility

For colder months or optimizing operational cost, BladeX systems can also be paired with existing gas furnaces to provide a reliable source of heat under the most extreme climates.

Acoil+Furnance Heating




Compact Size Fits Any Space

Thinner design and lighter weight provides unmatched flexibility to fit in any unique home space.



Backyard



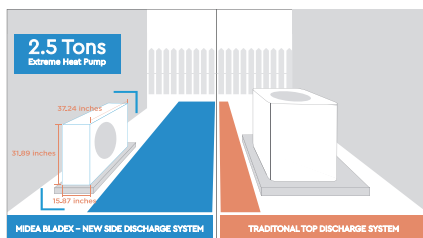
Patio



Zero Lot Line



Roof/Terrace/Balcony



>> Fit more in your tech van or truck; 4-5 BLADEX units as opposed to 1 or 2 traditional

>> Easy to bring to the installation site and install on pad – the single fan unit can be transported by a single worker

Xheat Series ASHP w/ A Coil

AHRI#			212367432	212367433	213307890	213419195	212367435	213142353
Capacity			1.5 Ton	2 Ton	2.5 Ton	3 Ton	3.5 Ton	4-5 Ton
Indoor*			BLC-24HWAC1	BLC-24HWAC1	BLCB-36B18AC	BLC-36HWAC1	BLC-36HWAC1	BLC-60HWAC1
Outdoor			BX30U-18HPHYHA	BX30-24HPHYHA	BX30U-30HPHYHA(X)	BX30S-36HPHYHA	BX31U-36HPHYHA	BX30U-55HPHYHA
Power supply (Outdoor)		V- Ph-Hz	208/230V,1Ph,60Hz	208/230V,1Ph,60Hz	208/230V,1Ph,60Hz	208/230V,1Ph,60Hz	208/230V,1Ph,60Hz	208/230V,1Ph,60Hz
Cooling (Standard conditions)	Capacity (range)	Btu/hr	18000(9600~22000)	24000(10000~28400)	29000(9900~36000)	36000(11700~40000)	38000(11700~40000)	53000(13400~54000)
	Input	W	1538(450~2100)	2247(380~2600)	2855(660~3720)	3354(800~4100)	3530(800~5000)	4849(1100~6000)
	Current	A	7.0(2.2~8.22)	9.43(2.33~10.68)	11.1(3.10~14.4)	14.8(3.5~21)	14.8(3.5~21)	26.80(3.78~26.52)
	EER2	Btu/hr/W	11.7	10.7	10	10	10	8.6
	SEER2	Btu/hr/W	16.5	16.8	15.2	15.2	15.2	14.5
Heating (Standard conditions)	Capacity (range)	Btu/hr	19000(6000~23600)	25000(9600~33400)	31000(9000~34000)	36000(9200~40000)	42000(9200~50000)	55000(10800~60000)
	Input	W	1610(470~2200)	2233(510~3160)	2850(640~3300)	3600(800~5000)	4000(800~5000)	5373(840~6380)
	Current	A	8.5(2.4~9.6)	9.30(3.01~12.92)	11.0(3.00~13)	15.65(3.5~21)	15.65(3.5~21)	24.60(3.65~27.70)
	COP	W/W	3.46	3.28	3.39	3.2	3.18	3
	HSPF2 Region IV	Btu/hr/W	9.5	9.5	8.5	8.5	10	8.6
	HSPF2 Region V	Btu/hr/W	7.8	7.7	6.6	6.6	6.6	7.1
Heating (H42) 5F (-15°C)	Rated capacity	Btu/hr	15000	20000	22600	30000	32000	46500
	COP	W/W	2.20	1.95	1.8	1.8	2	1.8
	Capability ratio	%	78.95	81.20	73	83	80.00	83.64
Throttle type		/	TXV for cooling	TXV for cooling	TXV for cooling	TXV for cooling	TXV for cooling	TXV for cooling
Indoor unit	Dimension (W*D*H)	mm	445×533×457	445×533×457	445×533×599	533×533×609	533×533×609	622×533×711
	Dimension (W*D*H)	inch	17.52×20.98×17.99	17.52×20.98×17.99	17.52×20.98×23.58	20.98×20.98×23.98	20.98×20.98×23.98	24.49×20.98×27.99
	Packing (W*D*H)	mm	505×650×490	505×650×490	520×665×645	595×650×645	595×650×645	705×665×770
	Packing (W*D*H)	inch	19.88×25.59×19.29	19.88×25.59×19.29	20.47×26.18×25.39	23.43×25.59×25.39	23.43×25.59×25.39	27.76×26.18×30.31
	Net/Gross weight	kg	19.4/23.6	19.4/23.6	27.3/31.3	30.2/35	30.2/35	39.3/44.6
	Net/Gross weight	lb	42.77/52.03	42.77/52.03	60.19/69.00	66.58/77.16	66.58/77.16	86.64/98.33
Outdoor noise level		dB(A)	57	63.5	62	61	61	62
Throttle type		/	EEV for heating	EEV for heating	EEV for heating	EEV for heating	EEV for heating	EEV for heating
Outdoor unit	Dimension (W*D*H)	mm	890×342×673	946×410×810	946×410×810	980×375×975	952×415×1333	952×415×1333
	Dimension (W*D*H)	inch	35.04×13.46×26.50	37.24×16.14×31.89	37.24×16.14×31.89	38.58×14.76×38.39	37.48×16.34×52.48	37.48×16.34×52.48
	Packing (W*D*H)	mm	995×398×740	1090×500×885	1090×500×885	1145×500×1080	1095×495×1480	1095×495×1480
	Packing (W*D*H)	inch	39.17×15.67×29.13	42.91×19.69×34.84	42.91×19.69×34.84	45.08×19.69×42.52	43.11×19.49×58.27	43.11×19.49×58.27
	Net/Gross weight	kg	46.7/49.8	62/66	72.5/77	92.4/106.4	103/116	108.8/123.2
	Net/Gross weight	lb	102.95/109.79	136.69/145.50	159.83/169.75	203.71/234.57	227.07/255.73	239.86/271.61
Refrigerant type			R410A	R410A	R410A	R410A	R410A	R410A

BLADEx

Earning the Right to be Our Partners' First Choice



Website : www.bladexglobal.com
Email : info@bladexglobal.com

BLADEX

Earning the Right to be Our Partners' First Choice