HIGHLANDS NEWS-SUN

Saturday, December 15, 2018

VOL. 99 | NO. 349 | $1.00 — YOUR HOMETOWN NEWSPAPER SINCE 1919 — An Edition Of The Sun

COUNTY EMERGENCY NUMBERS
Animal Services 863-655-6475
AP Fire 863-453-6557
AP Public Safety 863-453-6622
Sheriff's Office 863-402-7200
LP Police 863-699-3757
Sebring Fire 863-471-5105
Sebring Police 863-471-5105
(863-471-5107 after hours)

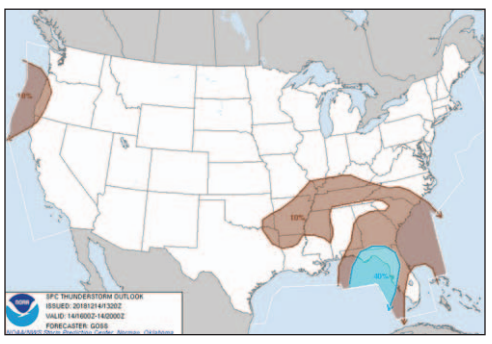

COURTESY/NATIONAL WEATHER SERVICE

The National Weather Service has put out many forecast maps to track this storm.

County faces rough weather

By KIM LEATHERMAN
STAFF WRITER

SEBRING — Highlands County is set to face some rough weather heading into the weekend. The National Weather Service out of Ruskin and the Highlands County Emergency Operations Center is keeping a close tab on Mother Nature.

The National Weather Service's website states "A large, slow moving storm system continues to produce a number of hazards across the South and East. Heavy to excessive rain possible from FL and the Southeast into the Mid-Atlantic through Saturday, also from the Lower MS Valley into the OH Valley. While, Severe storms are possible today across north-central FL." The site forecasts a "hazardous weather outlook" for Highlands County

Meteorologist Tony Hurt, with the National Weather Service, said the worst of the weather would come in between 10 p.m. Friday and 4 a.m. Saturday (today), with it finally clearing throughout the day on Saturday (today).

"There will be thunderstorms and definitely heavy rainfall, too," Hurt said. "There is the possibility of severe thunderstorms. There are certain areas that might have some minor flash flooding. Saturday morning will have more lingering rainfall and slowly clearing."

The major hazards will be when most people are sleeping, Hurt noted.

"On Saturday, people need to pay attention with outdoor activities," he said. "Keep an eye on the sky."

WEATHER | 3A

Free dental care

Chen Dental offers fillings, cleanings and extractions at no charge

By MELISSA MAIN
STAFF WRITER

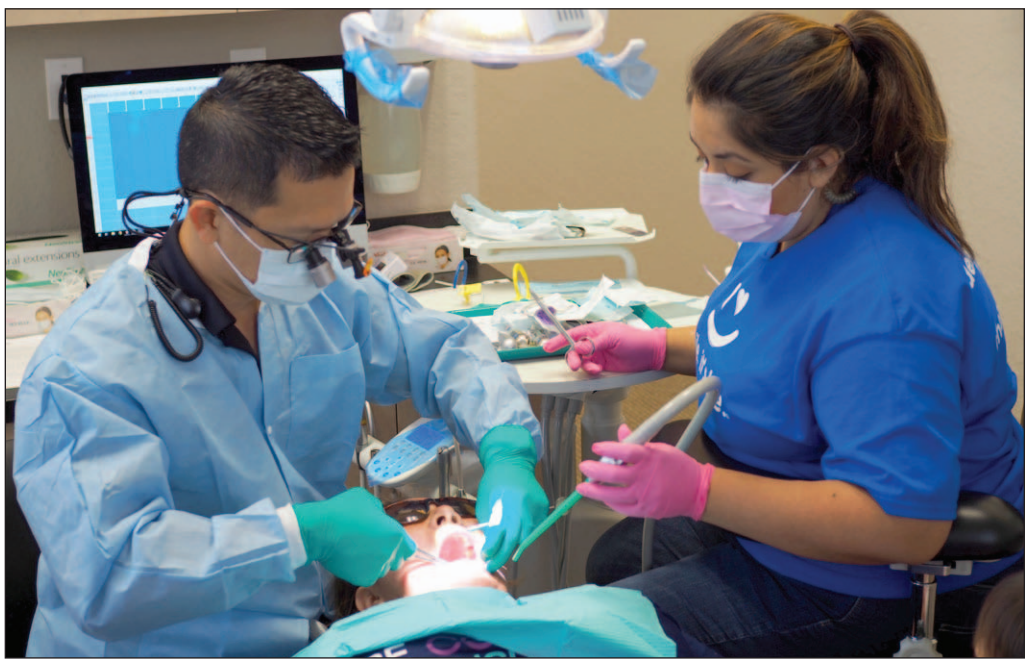

MELISSA MAIN/STAFF

Dr. William Chen, owner and founder of Chen Dental, is assisted by Alba Jaimes as he provides free dental care to patients at the Dentistry from the Heart event.

SEBRING — Before the dawn of light on Friday, people began gathering at Chen Dental to receive free dental services and alleviate their dental pain as part of the annual Dentistry from the Heart event.

At 8 a.m. employees of Chen Dental brought blankets, doughnuts, coffee and water for those waiting to be seen. They also opened their doors for treatment and served approximately 100 people throughout the day.

Due to the large crowd, patients had to wait outside under a tent until their number was called. Chen Dental chose to give people tickets with numbers to respect their privacy. People were able to pick one service — a filling, an extraction, or a cleaning.

> "This Christmas season we want to give back to our community by offering a free extraction, filling or cleaning to help patients get their dental needs met and get them out of pain to enjoy the season."
>
> **Dr. William Chen**
> CEO of Chen Dental

Jelisa Matthews expressed her enthusiasm for the event. "This saved me money, gas and time. I have to get my tooth pulled. I broke it and I can't chew on that side."

Lydia Cripe, a patient who received treatment, said, "I'm very satisfied. Friendliness and care is what I liked best. I was not just a number. Most places you're a number and not a person. Here you're a somebody."

"This year is our sixth annual Dentistry from the Heart event, and it is one of our favorite events," Dr. William Chen, CEO of Chen Dental, said. "In the past five years, we have had the pleasure of serving over 500 patients and each year our Dentistry from the Heart volunteer team continues to grow.

"Chen Dental, along with our volunteers, have such big hearts, and we truly enjoy serving patients alongside one another," Chen said. "Being generous is something that is very important to us, because it is one of our core values, one of the characteristics we desire to exude in our community.

"We also believe that making an impact by serving others is important, and the best way to start the impact is right at home," he said. "Every year we choose to host the event in December for several reasons. This Christmas season we want to give back to our community by offering a free extraction, filling or cleaning to help patients get their dental needs met and get them out of pain to enjoy the season.

"We are thankful for the opportunity we've been given to help patients in our community," Chen said.

Volunteers from Chen Dental were excited about the annual event. "I love to see our team come together to take care of others," Kendall McIntyre, operational team leader, said. "We often see patients who have never been to the dentist yet have been in a lot of pain. It is so rewarding to meet our patients'

COURTESY PHOTO

From left: Dr. Thomas Cheng, Dr. William Chen, Dr. Angel Lopez, Dr. Jere Seralde and Dr. Kenneth Chen volunteered at the Dentistry for the Heart event on Friday. The doctors provided free fillings and extractions.

Who volunteered at the event?
35 people volunteered at the Dentistry from the Heart Event. 30 were from the Chen Dental team.
Chen Dental Doctors
Dr. William Chen
Dr. Jere Seralde
Dr. Kenneth Chen
From Oviedo
Dr. Angel Lopez
From Clermont
Dr. Thomas Cheng

CARE | 3A

LP Chamber celebrates the season

By KIM LEATHERMAN
STAFF WRITER

LAKE PLACID — The second Wednesday of every month the Greater Lake Placid Chamber of Commerce hosts its luncheon at the Genesis Center uptown. This past Wednesday, Dec. 12, was no different as chamber members and guests gathered for a holiday feast.

Ashley and Emily Finke were the special guests. The sisters played traditional Christmas carols on their violins with a beautiful mural backdrop behind them. The mural was painted by Keith Goodson.

Emily Finke stunned the crowd as she lifted her voice and sang "Silent Night" in German. She followed it by singing the song again in English; it was just as beautiful the second time.

In keeping with tradition, Wauchula State Bank sponsored the midday event. The room was filled with ambiance and the details were the finest, down to the linens, Greater Lake Placid Chamber of Commerce Executive Director Eileen May said.

"The Genesis Center is a great place to hold our luncheons," May said. "They are always very accommodating and do a great job."

COURTESY PHOTO

Ashley and Emily Finke entertained with Christmas music at Wednesday's Greater Lake Placid Chamber of Commerce luncheon, held at the Genesis Center.

The holiday meal was beef tips over rice and all the sides and desserts. The meal was catered by Frank Hartzell.

May said the chamber was also celebrating a very successful toy drive.

"We collected many toys for the Lake Placid Police Department toy giveaway," she said. "We split the toys between the Police Department and the Battle of the Bands toy drive."

CHAMBER | 3A



MALCOLM — DEMEERE — SRAMEK

More suspects sought in counterfeit scheme

By MELISSA MAIN
STAFF WRITER

AVON PARK — The Highlands County Sheriff's Office and the U.S. Secret Service are continuing to investigate a counterfeit cash scheme and new charges have been filed in the case. As of press time, two additional individuals have warrants out for their arrest and are being sought by authorities in connection to the case.

The Avon Park bank found more counterfeit bills and detectives have reviewed videos of the deposit. The video

SCHEME | 3A

Classifieds.....B6-9
Comics.....News Wire
Faith & Family.....B1
Lottery.....Sports Wire
Local Sports.....A7-9
Obituaries.....A4
Viewpoints.....A5
Weather.....Sports Wire

Good morning To
Durland Huff
Thanks for reading!

newssun.com — facebook.com/newssun — twitter.com/TheNewsSun

From left: Grady Laird, Abetha Ray, Kaylynn Pearlman, Letty Gonzalez, Scott Hogan, Blaine Wallace, Daniel Washington and Jordan Collins.

COURTESY PHOTO

From left: Jacob Servin, Cord Rich, Alexandra Figuero, Victor Gonzalez Del Real, Christopher Davies, Keith Kunsak, Ana Saldana, Gregory Carr, Kristi Martin, Jeremiah Acosta, Kayla Butler and Mark Ward.

SFSC graduates 25 from EMT program

Special to Highlands News-Sun

AVON PARK — The Emergency Medical Technician (EMT) program at South Florida State College (SFSC) conferred 25 Applied Technology diplomas to graduates of two cohorts during a ceremony held on Tuesday, Dec. 11 in the SFSC University Center Auditorium, Highlands campus.

Graduates of the May 2018 cohort were Jordan Collins, Letty Gonzalez, Scott Hogan, Grady Laird, Kaylynn Pearlman, Abetha Ray, Blaine Wallace and Daniel Washington.

Graduates of the August 2018 cohort were Jeremian Acosta, Natasha Alfred, Kayla Butler, Gregory Carr, Robert Choate, Christopher Davies, Alexandra Figuero, Victor Gonzalez Del Real, Keith Kunsak, Justin Larosa, Kristi Martin, Ryan Moore, Clinton Putnam, Cord Rich, Ana Saldana, Jacob Servin and Mark Ward.

All graduates completed the 16 weeks of training, or 300 contact hours, in the program.

From the May 2018 cohort, graduates receiving special awards were Pearlman for Highest Academic GPA, Washington for Highest Lab GPA, and Collins for Most Heart, for his compassion and determination.

From the August 2018 cohort, graduates receiving special awards were Ward for Highest Academic GPA, Rich for Highest Lab GPA, and Servin for Most Heart.

Upon completion of the program, graduates are eligible to apply to take the Florida EMT State Board Exam.

EMTs function as part of an emergency rescue and transportation team by responding to emergency calls through a dispatch system, operating emergency vehicles safely, assessing scenes of accidents or illnesses, setting priorities for treating patients based on their degree of illness or injury, providing pre-hospital emergency care to treat trauma, shock, wounds, and other medical issues.

For more information about SFSC's EMT program and other Emergency Medical Services programs, visit southflorida.edu or call 863-784-7272.

Holiday fun: Recycle by upcycling Christmas

CONCOCTIONS
Kim Leatherman

LAKE PLACID — They say if something is too good to be true, it probably is. That was certainly the case when I was given an artificial Christmas tree last year. The picture on the box showed a 6-foot pretty white tree. As Christmas had already passed, it stayed in its box in the garage.

A couple of weeks ago, while feeling festive, my daughter and I got the white tree out of the garage. I figured I would get a jump start on my holiday decorating ... wrong. We opened the box and a hideously discolored tree awaited us. Not to mention the smell — yuck. Bob Ross would not consider this a "happy tree."

In an attempt to be optimistic, my daughter and I put it up in hopes that it might not be as bad as we thought. It wasn't. It was worse. Some spots were tan in color while others were just plain brown. I thought the only solution was to throw it out and wait to decorate until the real trees arrived for the season. I am a real tree kind of girl but I thought it would be nice to have two trees since I was given one.

After pondering the fate of the artificial tree for a while, I thought of fake snow spray. I figured it would cover the brown spots. I wasn't sure about what types of paint could be used without melting the tree's "needles" or becoming an inferno if lights were put on it. Pintrest came to the rescue.

I have not used Pintrest too much but it was a wealth of information on spray painting a Christmas tree — who knew? There were hombre colors, rainbow trees; you name it and it was there. So, I decided to take my favorite color, coral, and hang aqua or blue bulbs and ocean-themed items from it. An ocean tree or a sea tree, if you will.

Execution is always the hardest part of inspiration ... We took each branch out of the tree "trunk" and separated the "branches and needles" to ensure everything got coated with the Krylon Gloss Coral Isle paint. This took a little trial and error. Here's trial: We put newspaper on the grass and sprayed the top half, then we waited for it to dry, flipped it over and sprayed the other side. This was great for coverage, but not for time management.

KIM LEATHERMAN/STAFF

A most decidedly unhappy Christmas tree.

The next day, I hauled the entire tree outside at once and separated the "branches" again, but kept them attached to the "trunk" and I sprayed the tar out of it. Here's the error: While this method was, by far, much quicker, underneath the "branches" were very difficult to get covered. With patience and a lot of "branch" bending, I finally succeeded. There might be a needle here or there that is still white but it just looks like a sparkle — my second favorite color.

I should note here that I did not wear gloves in this process and had coral-colored hands for the better part of a week. Learn from my mistakes. Protective eyewear and a mask should probably be used too — do as I say, not as I do. If you want to remain friends with your neighbors, pay attention to the direction of the wind. Your neighbor may not want his house to match your tree.

A tree in transition. Coral paint gave this tree a new life.

How much paint will you need? Depends on the size of your tree and how windy it is outside when you spray and which method you use. Spraying each branch covered more and coverage was thicker. In total, I believe I used six cans of Coral Isle.

A very "happy upscaled tree."

So, there you have it: Two ways to paint a tree, one is quicker and just a tad bit sloppier. Have fun with it and get creative.

I used a burlap bow with gold threads in it to mimic sand at the beach and the tree skirt is burlap with lace for the same reason. I love my coral tree (maybe even more than my real tree). I think Bob Ross would put his stamp of approval on it as a "happy tree."

Christmas tree storage tip: When I am through with my coral tree, I will be taking plastic wrap, albeit, a lot of it, and wrapping the decorated tree and putting it into storage.

MEGAN SMITH/STAFF

The coral color used to create a "happy tree" bought at a big box store.

Be sure to like us on Facebook!

CORRECTION

A story on page A1 of the Friday, Dec. 14 edition of the Highlands News-Sun incorrectly stated the status of a land transfer from the Town of Lake Placid to Highlands County for a new Lake Placid Fire Department station.

The matter has been tabled until the Lake Placid Town Council's Jan. 14 meeting. The land, at 619 Hillcrest Ave., has also not yet had rezoning hearings. Landowners within a 500-foot radius will receive hearing notices when or if hearings are scheduled.

5 THINGS That Will Make You SMARTER

1. Pocket gophers are destructive diggers that can be a nightmare for property owners.

2. They use their sharp claws and teeth to excavate underground tunnels and burrows, which can quickly lead to extreme lawn damage.

3. Pocket gophers get their name from the fur-lined cheek pouches that they use to transport food to their burrows.

4. All 34 species of pocket gophers are found in the western hemisphere. Of these, 13 reside in the United States. U.S. species are only found in the Midwest and western states, with the exception of the southeastern pocket gopher, which can be found in parts of Alabama, Florida and Georgia.

5. Gophers consume about 60 percent of their body weight in vegetation each day. They are strict herbivores that typically feed on the roots and fleshy parts of plants.

Source: havahart.com

HIGHLANDS NEWS-SUN
Your Hometown Newspaper Since 1919
highlandsnewssun.com

The Highlands News-Sun (USPS 487-900-ISSN 2473-0068) is published daily by Tim Smolarick at the Highlands News-Sun, 315 U.S. 27 North, Sebring, FL 33870. Periodical postage paid at Lakeland, FL and additional entry office(s). All material contained herein is the property of the Highlands News-Sun, which is an affiliate of DR Media. Reproduction in whole or in part is forbidden without the written permission of the publisher. All material submitted for publication becomes the property of the newspaper and may be edited for clarity and space, as well as reprinted, published and used in all media. Postmaster: Send address changes to : Highlands News-Sun, 315 U.S. 27 North, Sebring, FL 33870.

COMMITMENT TO ACCURACY
The Highlands News-Sun promptly corrects errors of fact appearing in its news stories. If you believe we have made an error, call the newsroom at 863-385-6155. If you have a question or comment about coverage, write to Romona Washington, executive editor, 315, U.S. 27 North, Sebring FL 33870; email editor@newssun.com or call 863-386-5634.

OFFICE
Location: 315 U.S. 27 North Sebring, FL 33870
Hours: 8 a.m.-5 p.m.
Monday-Friday
Phone: 863-385-6155
Main Fax: 863-385-1954

SUBSCRIPTION RATES

13 weeks	Tax	Total
$53.30	$4.00	$57.30
26 weeks	Tax	Total
$106.60	$8.00	$114.60
52 weeks	Tax	Total
$213.20	$15.99	$229.19
EZ Pay	Tax	Total
$15.91	$1.19	$17.10

MAIL SUBSCRIPTION RATES
3 months
$74.36
6 months
$133.81
12 months
$229.19
Your newspaper is delivered by an independent contractor.
If you do not receive your home delivered newspaper by 6 a.m. on any daily publication date, or 7 a.m. Sunday, please phone the circulation department at 863-385-6155.

PLACE A CLASSIFIED AD
From 8 a.m. to 5 p.m. weekdays
Tracy Weikel, Classified Account Executive
tracy.weikel@highlandsnewssun.com
863-658-0307

LEGAL ADVERTISING
Janet Emerson
863-386-5637
legals@highlandsnewssun.com

CUSTOMER SERVICE
Mike Henry, Office Manager
863-385-6155
michael.henry@highlandsnewssun.com

SUBMIT NEWS & OBITS
Email all obituaries and death notices to obits@highlandsnewssun.com
Email all other announcements to highlandsnewssun@highlandsnewssun.com

EDITORIAL
Karen Clogston, Managing Editor
Special Sections Editor
863-386-5835
karen.clogston@highlandsnewssun.com

Allen Moody, Highlands Sun Editor
Weekend Editor
863-386-5841
allen.moody@highlandsnewssun.com

PUBLISHER
Tim Smolarick
863-386-5624
tim.smolarick@highlandsnewssun.com

EXECUTIVE EDITOR
Romona Washington
863-386-5634
romona.washington@highlandsnewssun.com

CIRCULATION
Rob Kearley, Circulation Director
863-385-6155
rob.kearley@highlandsnewssun.com

RETAIL ADVERTISING
Cliff Yeazel, Advertising Director
863-386-5844
cliff.yeazel@highlandsnewssun.com

PRODUCTION
Donna Scherlacher,
MultiMedia/Production Director
863-386-5847
donna.scherlacher@highlandsnewssun.com

WEATHER

FROM PAGE 1A

Hurt said to avoid crossing a flooded highway and gave some other safety tips as well.

"We like to say, turn around, don't drown," he said.

Other tips include picking up any loose items from the yard and protect appliances that are not connected to a surge protector by unplugging them.

The county's Emergency Management Manager LaTosha Reiss has said the entire Emergency Operations Center is on alert and is monitoring the storm closely. Reiss said they are in contact with the National Weather Service.

Reiss said the county's public information officer was going to send out a list of precautions for residents to take via social media and the AlertHighlands smart phone app.

The staff would not be assigned to stay at the EOC offices overnight but would be on call. Reiss said they all live within 10 minutes of the EOC office.

Reiss urged those with weather radios to have them set and ready to go. Residents should receive text alerts through the government emergency communication.

The AlertHighlands app will also issue warnings for such things as tornado watches or warning. Visit hcbcc.net to sign up for the county's app. Other safety tips Reiss gave were:

- Get your disaster supply kit ready.
- Communicate to loved ones a plan of action in case of an emergency.
- Consider postponing outdoor activities.
- Watch for any signs of bad weather when outdoors.
- Seek shelter when lightning is possible.

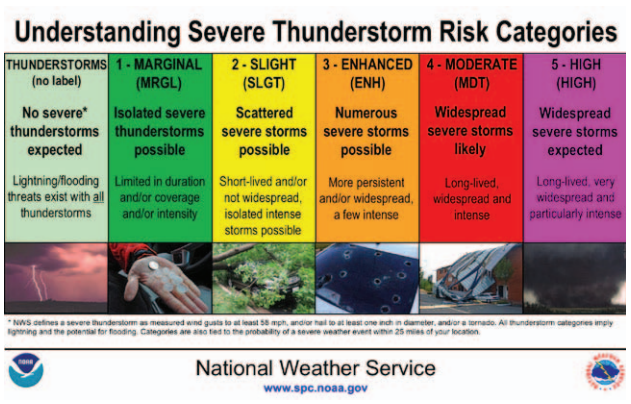

COURTESY/NATIONAL WEATHER SERVICE

This graph explains the risks in each thunderstorm category.

COURTESY PHOTO

Volunteers from Chen Dental and other dental offices joined forces to provide free dental care for the holidays.

CARE

FROM PAGE 1A

needs and help them smile painlessly."

Sharleen Davies, front office, shared McIntyre's enthusiasm. "What I like most about Dentistry from the Heart is the opportunity to step out of our normal day-to-day systems and procedures to focus on what's really important: selflessly serving the people in surrounding areas by meeting their needs," she said.

"I also really enjoy bonding together with my Chen Dental family and serving with them," Davies said. "This season is a great time to be a light to others and love on those around us. Dentistry from the Heart gives us the opportunity to do that."

"I am a Cindy Lou Who and love the Christmas season and all that it entails," Joanna Jones, Chen Dental employee, said. "Dentistry from the Heart allows us to give the gift of smiles and loving on people. I love that I get to be part of a team that loves serving the community we are a part of!"

Dentistry from the Heart is a nationwide effort that was started by Dr. Vincent Monticciolo 16 years ago, and it now has over 200 annual events.

Chen Dental offered the free dental services on a first-come, first serve basis from 8 a.m. until 5 p.m. Friday. Dr. Angel Lopez, from Oviedo, and Dr. Thomas Cheng, from Clermont, joined Chen and his team to help ease the dental pain of people in the community. This free annual event helps serve people in Highlands County who could not otherwise afford dental care.

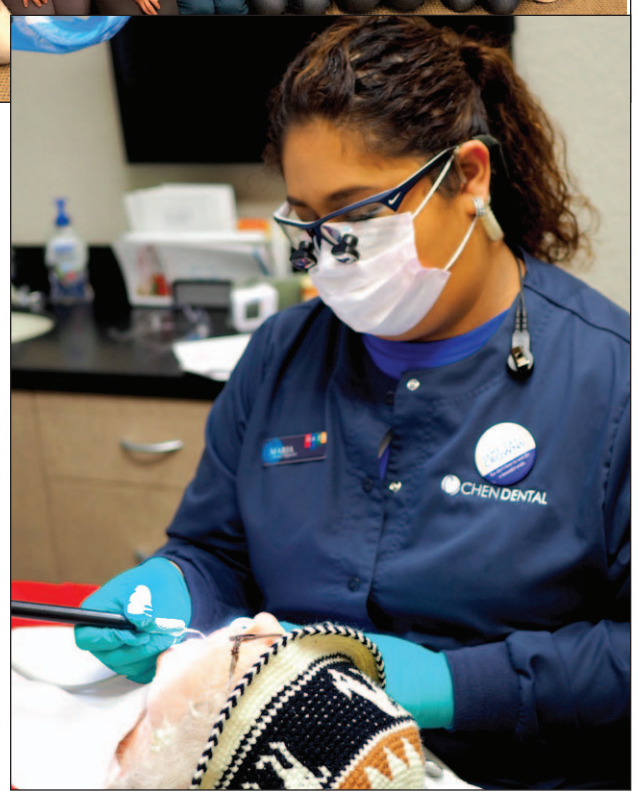

MELISSA MAIN/STAFF

Maria Calderon, dental hygienist, provides a free dental cleaning for a patient at the Dentistry from the Heart event on Friday.

SCHEME

FROM PAGE 1A

reportedly shows Icylin Renee Malcolm, 29, of Sebring, making the deposit. She was previously arrested Tuesday on illegal drug charges when deputies executed a search warrant on her residence.

The warrant was issued because her live-in boyfriend, William Alston Clarke, 35, of Sebring, was accused of providing counterfeit notes to Sarah Jessica Brinkman, 25, of Avon Park, and Joshoa Allan Baird, 26, of Sebring.

Malcolm was already in jail based on charges filed Tuesday, but new charges were filed Thursday. The new charges include defrauding a financial institution, two counts of uttering a false bank note, two counts of possession of a counterfeit bill and petit theft.

How did this scheme begin? Detectives believe that Chaz Allen Demeere, 34, of Sebring, initiated the series of events that led to the counterfeiting incident at an Avon Park bank. Authorities say that Demeere called Brinkman and met her at the bank before she made the deposit. A warrant was issued for Demeere's arrest; he is facing charges of defrauding a financial institution, 20 counts of uttering a false bank note, possession of 10 or more forged notes, grand theft, and using a two-way device to facilitate a felony.

According to a press release from the Sheriff's Office, "Cierra Michelle Sramek, 33, of Sebring, is believed to be with Demeere, and she also has warrants out for her arrest." Authorities are looking for both Demeere and Sramek.

Highlands News-Sun previously reported that both Brinkman and Baird reportedly admitted that Clarke provided the counterfeit $100 bills to them. Brinkman deposited $2,000 of counterfeit bills via an ATM into her account that had previously had a balance of 10 cents, the report states. This deposit was made on Dec. 1.

Brinkman allegedly withdrew $200 from her account just a couple of minutes after depositing the counterfeit funds. She reportedly told authorities she was unaware that there was a hold period before she could withdraw the full amount.

On Dec. 6, Brinkman returned to withdraw the full amount, but she was told to come inside to speak with a teller, the report states. She was allegedly advised the money she deposited was counterfeit and she would need to repay the $200 she had withdrawn.

When she was on her way to repay the money, a sheriff's deputy flagged her down. She was in a car being driven by Baird, and she reportedly told the deputy that Baird had received the money as a payment for tree service labor for an unknown person.

Brinkman told the deputy they had gotten the money in a white envelope, and they didn't look inside to verify the contents. Later, when the deputies served a search warrant at Brinkman's house, the two of them admitted they received the counterfeit bills from Clarke.

After searching Brinkman's residence, deputies executed a search warrant on Clarke's residence. Deputies announced their arrival and knocked on the door. However, Clarke and Malcolm reportedly refused to answer the door.

Deputies forced entry into the residence and found Clarke, Malcolm and three children in the residence. They also reportedly found seven counterfeit $100 bills and illegal drugs in the residence.

The report states, "a comparison of the serial number and markings on the bills revealed they were identical to the bills that were provided to Baird, which were then provided to Brickman, which were then deposited via ATM."

CHAMBER

FROM PAGE 1A

The chamber's morning networking mixers will pick up in the new year at 8 a.m. Thursday, Jan. 17 at the Edward Jones office at 3 N. Main Ave., which is on the corner of Main Avenue and Interlake Boulevard. The mixers run about one hour and give business leaders and business owners a chance to exchange marketing ideas for their businesses.

January's chamber luncheon will also be held at the Genesis Center at 218 Bellview St. at noon Wednesday, Jan. 9.

For more information on chamber luncheons or other events, call 863-465-4331 or lpfla.com.

OBITUARIES

Carolyn "Carrie" Colangelo

Carolyn Sue "Carrie" (Nugent) Colangelo, 49, of Sebring, Florida died on Dec. 11, 2018 at Florida Hospital. Born May 6, 1969, she has lived in Sebring her whole life. She graduated from Sebring High School in 1987 and was a passionate musician in the marching band. She was an avid cook, movie and book lover, and loving mother. She married Joe Colangelo in 1988. She worked for Allstate Insurance for 25 years, and then was the administrative assistant for the City of Sebring Water Department.

She is survived by her children, Joseph Colangelo of Orlando and Olivia Colangelo of Savannah, Georgia; husband, Joe M. Colangelo; mother, Judy Nugent of Sebring; sisters, Bobbie (John) Clark and Lorie (Darrell) Layfield of Sebring; nephews, Matthew Clark, Emory Layfield, and Ty and Zac Colangelo; father-in-law, Joe Colangelo Sr.; brother-in-law, Matt (Dana) Colangelo, and family dog, "Eddie." She was preceded in death by her father, Fred Nugent, and mother-in-law, Lucille Colangelo.

Visitation will be held from 6-8 p.m. Friday, Dec. 14, 2018 at Morris Funeral Chapel and the funeral service will be held at Our Lady of Grace Catholic Church at 11 a.m. Saturday, Dec. 15, 2018. In lieu of flowers, the family is accepting donations to the Our Lady of Grace Scholarship fund. morrisfuneralchapel.com.

Wells scheduled to have day in court

By KIM LEATHERMAN
Staff Writer

WELLS

SEBRING — Robert James "Jimmy" Wells has been sitting in the Highlands County Jail since his arrest on July 20. He is the owner of Wells Roofing based in Lake Placid. Wells is charged with multiple counts of defrauding victims; many of the victims were over 65, which is an enhanced charge with a heavier penalty.

Highlands County Sheriff's Detective Steven Rittenour said the amount of money Wells allegedly swindled out of clients is over $340,000. There are 34 felony cases against Wells for taking deposits over half of the cost of roofing jobs and not completing or starting the work. There are also civil suits filed against Wells.

Wells will appear in court on Wednesday, Dec. 19 for pretrial hearings. The Highlands County Clerk of Courts said the pretrial motions could go on for a very long time because there were so many cases involved.

Wells was in court on Oct. 15 for a bond modification that was denied.

Robert Wells' daughter, Christina Marie Wells, worked for her dad's company as the vice president and was also arrested. She was arrested in August for larceny of more than $20,0000 but less than $100,000.

Christina Wells will go to court on Tuesday, Dec. 18 on the open case of grand theft.

As previously reported by Highlands News-Sun, Christina Wells wrote a bad check to Sunniland Corp. in Sebring on March 23. The amount was $34,997. Sunniland gave Wells 30 days to correct the problem with a good check and an additional 5 percent fee that would bring the total to $36,747.

County workers giving

Rudolph Round-up helps 60 children; toy drive helps more

By PHIL ATTINGER
Staff Writer

COURTESY PHOTO/HIGHLANDS COUNTY BOARD OF COUNTY COMMISSION

Highlands County Fire Rescue Chief Marc Bashoor delivers the first batch of contributions to the Heartland for Children Rudolph Roundup toy drive from county fire and emergency medical services stations and personnel. County officials said county government collection boxes at 12 locations gathered two to three dozen toys each for kids in need.

SEBRING — It started with a plan to get county employees more involved in the 2018-19 United Way of Central Florida fundraising and giving campaign.

It's now culminated in a Christmas giving drive to benefit 60 families — four times more than county employees usually support — and took part in a community toy drive, Rudolph Roundup, through Heartland for Children that may benefit more than 60 more.

Highlands County employees also had a goal of $11,500 in donations to the United Way of Central Florida by the end of this fiscal year. They've already surpassed it.

Gloria Rybinski, public information officer for the Board of County Commission, said as of Thursday, county employees had raised donations equal to $12,000-$13,000.

"We're not done with the United Way because we have two more events in January," Rybinski said.

She said the holiday family help and toy drive is part of that.

The county started getting involved in a holiday giving and gift effort 10 years ago, Rybinski said. That year, one individual donated $500 for kids' bicycles.

Giving after that year quickly scaled back, she said, thanks to the Great Recession.

"This year, we're so thankful that county employees went back into it," Rybinski said.

This year's efforts started with the idea of helping approximately 15 families. Each department kept adding another couple, or five more, Rybinski said.

"The next thing you know, we made it to 60," Rybinski said.

That's as many families as county employees helped in the last four years combined, she said.

On top of that, the county had set up toy collection boxes at Highlands County Fire Rescue and Emergency Medical Service stations, as well as government buildings. Of those 12 locations, Rybinski said the county collected two to three dozen toys.

That's 288 to 432 gifts, enough for 48-72 families with an average of three kids to receive two gifts per child.

On Friday, Rybinski said, Heartland for Children picked up the toy donations to take to their Lakeland warehouse, organize them, pair them up with Highlands County families, and send them back in time for Christmas.

There are 1,000 kids on Heartland for Children's list, she said.

Why so much giving this year? Rybinski cited a lot of reasons.

One, there's more need in the community. Second, county administration and department heads have promoted more community involvement among employees.

Thirdly, county employees have already been encouraged to have more community involvement through other channels, such as the United Way of Central Florida.

In October, county staff took orders for meatball subs at $5 each, she said.

They sold 200 of them, Rybinski said. On Halloween, county staff fixed the homemade sandwiches, packaged them and distributed them to their customers.

That raised the first $1,000, Rybinski said.

Next, they sold tickets for their annual pumpkin carving contest. For 50 cents per vote, visitors could cast votes on which pumpkin carvings they liked the best.

They could throw all their tickets in one bucket or spread them out, but they still had to buy them.

That raised another $1,014 by the end of October.

There's a fourth reason why giving has increased, Rybinski said: Seeing the benefit.

As employees get more involved, they see more of the need in their community. Once they know where it's going, they tend to give more.

At least, that's what's happened for county employees, she said. The campaign year is not yet half over, and they've already exceeded their goal.

Be sure to like us on Facebook!

MARC VALERO/STAFF

The School Board of Highlands County has approved the district's 2019-2020 calendar.

School Board approves 2019-2020 calendar

By MARC VALERO
Staff Writer

SEBRING — Parents of school-age kids and school staff can start making long-range plans after the approval of the 2019-2020 calendar by the School Board of Highlands County.

First the key dates for the current school year include: the two-hour early release on Dec. 21, which is the last day of school before the winter break; teachers return Jan. 7, 2019, followed by students on Jan. 8, 2019; teacher workdays with students off on Feb. 14, 15, 2019; Spring Break is March 9-17, 2019; holiday on Good Friday, April 19, 2019; early release on last day of school on May 24, 2019.

The last workday for teachers will be May 28, 2019, which is the day after the Monday, May 27, 2019, Memorial Day holiday.

For the 2019-2020 school year, teachers will return on Thursday, Aug. 1, 2019 and school starts for students on Monday, Aug. 12, 2019.

Students will be off on Oct. 14, 2019, which is a teacher work day.

The winter break for 2019-2020 will start with a two-hour early release on Dec. 20, 2019. Teachers will return Jan. 6, 2020, with students going back to class on Jan. 7, 2020.

The Spring Break will be March 14-22, 2020.

The last day of school for students will be a two-hour early release on May 22, 2020. After the May 25 Memorial Day holiday, the last day for teachers will be May 26, 2020.

For both the 2018-19 and 2019-2020 school years, there are only two early release days — the last day of school before the winter break and the last day of the school year.

NEWS BRIEFS

Sebring Hills fundraiser

SEBRING — Sebring Hills Association will hold a Dock Repair BBQ & Fundraiser from 10 a.m. to 3 p.m. today at 200 Lark Ave. in Sebring. To raise money for repairing badly damaged dock during Hurricane Irma, the association will be selling barbecue pork or turkey sandwiches with two sides and drink for $10 each. There will also be an auction of pictures donated by MidFlorida Credit Union. Music by "Belle Glade Boy" Junior Velez. For information, call 863-382-1554.

Saturday night dance

SEBRING — The Saturday Night Dance at Buttonwood Bay is back for a new season and this week's dance features The Twitty Road Band at 7 p.m. today in the Rec Hall. Tickets are $7 at the door. For information, call 863-259-8684.

Christmas dance

SEBRING — Sebring Village will host its Christmas Dance 7:30-10:30 p.m. today at 4300 Schumacher Road. BYOB and snacks. Music by Rick Arnold. Tickets $4 for members, $6 non-members. For tickets, call Glenda Gray at 863-471-0760 or Walt D'Alessando at 863-273-0875.

Social Club breakfast

SEBRING — Sebring Mobile Estates will host the next Social Club Breakfast from 7-9:30 a.m. Sunday at 4108 Kenilworth Blvd. $5 per person. Menu includes sausage patties, biscuits and gravy, scrambled eggs, sausage links, pancakes, home fries and beverage. Part of the proceeds go to feed the hungry and the Humane Society.

Masons to serve lunch

SEBRING — The Sebring Masons Lodge 249 will serve an all-you-can-eat lunch from 11 a.m. to 2 p.m. Sunday at the Lodge on the corner of Sebring Parkway and Home Avenue. $10 includes chicken, coleslaw, baked beans, potato salad and dessert. Take out available. Public welcome.

Get more of what you're looking for in your SUN Newspaper!
"America's BEST Community Daily"

VIEWPOINTS

HIGHLANDS NEWS-SUN
YOUR HOMETOWN NEWSPAPER SINCE 1919

Tim Smolarick
Publisher
tim.smolarick@highlandsnewssun.com

Romona Washington
Executive Editor
romona.washington@highlandsnewssun.com

Cliff Yeazel
Advertising Director
cliff.yeazel@highlandsnewssun.com

Rob Kearley
Circulation Director
rob.kearley@highlandsnewssun.com

Donna Scherlacher
Multi-Media/Production Director
donna.scherlacher@highlandsnewssun.com

SUN

ANOTHER VIEW

Citizens rate hike may be first of many

If you're a homeowner, brace yourself.

Home insurance is about to increase — perhaps significantly. And it's not just because of what Hurricane Michael did to Florida's Panhandle.

For starters, Citizens Insurance was to vote Wednesday on raising its rates as much as 8.1 percent. The state-owned company of last resort had already looked at a 7.9 percent increase when its Board of Governors met six months ago. Florida Chief Financial Officer Jimmy Patronis asked the board to delay that decision until now. Now, means 7.9 percent may not be enough to cover losses.

There aren't as many Citizens customers in Southwest Florida, particularly Charlotte and Sarasota counties, as there were right after Hurricane Charley. So that increase — which would be about $43 higher for the average single family home — may not hit policyholders so much here.

But, that doesn't mean we're in the clear.

Jim Nolan, of Nolan Family Insurance, sees the big picture when it comes to rates. And, the big picture isn't very rosy.

He is expecting hikes for most all customers in the near future based on the global market and the impact of re-insurance companies' losses.

Actually there are two factors that are mostly impacting rates. One is the insurance companies that insure insurance companies. That's right. In case you weren't aware, there are mega-companies, mostly based in places like London and the Bahamas, that insure companies you know against major losses.

Those companies — Berkshire Hathaway is one you have heard of — will insure your home insurer for $60 million or so with a $5 million deductible. Some smaller, and we use that term only because in contrast to the re-insuring companies they are smaller, companies may carry more than a couple of insurance policies against catastrophic occurrences such as Hurricane Michael.

Those companies are global and that means the fires in California and maybe even typhoons in Asia will impact their losses — and rates.

There is another practice that is greatly affecting insurance, in Florida especially, Nolan said. Those are nonweather water losses.

An example of nonweather water loss might be your hot water tank exploding or the ice maker in your refrigerator leaking. Normally, that may not be a big expense.

But, opportunistic companies and lawyers in Florida have found a way to make a lot of money for themselves and the policyholders when these mishaps occur.

They will ask the homeowner to assign them the right to negotiate with the insurance company. They then insist and hold out, with an attorney's help, to increase the scope of repairs needed. Nolan gave an example of a leaky ice maker that damages a portion of the kitchen. The assigned company would demand an entire kitchen remodel, at $15,00 to $20,000, instead of a $3,000 repair job that could fix the problem.

"There is an ad running now that a Naples roofer asks people to let him inspect their tile roof," Nolan said. "The ad says 'Just because you don't see a leak does not mean there isn't a problem. We can get you a new roof for the cost of your deductible.'"

Nolan said those types of claims are hammering insurance companies.

We wrote about this problem a year ago and asked the Legislature to do something about it. But, when a good portion of the lawmakers make a living in a law firm, there is no urgency to fix it.

Again, we'll call on legislators to address this issue when they meet in Tallahassee in January. They can't stop hurricanes or fires, but this is one step they can take to help keep insurance premiums reasonable.

Meanwhile, if you own a home and carry insurance, brace yourself when your policy rolls over.

An editorial from the Charlotte Sun.



'Tis the season ... to be offended?

LAURA'S LOOK
Laura Ware

We are deep into the holiday season, and one thing I've discovered is that people are finding new ways to be upset.

Of course, there's always the old ways. We have people on the one hand who are offended if you don't use the phrase, "Merry Christmas." Then you have people who are offended if you do use that phrase. I think retailers must have a tough time figuring out the path of least resistance in these situations.

There is, of course, the fact that many see Christmas as a celebration of Jesus' birth and want to see nativity scenes that others say shouldn't be allowed on public property.

This year some are screaming about the tune, "Baby, It's Cold Outside," a song that came out in 1944 and barely counts as a holiday song. The lyrics, which in their day were seen as harmless flirtation, are now deemed sexist, even encouraging date rape.

To be sure, in this Me Too environment, the lyrics have some problems. The song is about a woman who is getting ready to leave somewhere and a man urging her to stay. One part of the song has her asking "What's in this drink?," which has raised all kinds of alarm bells.

Also, there are those who decry the song and TV special "Rudolph, the Red-Nosed Reindeer" because it has bullying in it.

Forget context in these latest things. The things you might have enjoyed don't appear to play well to enlightened folk, and so must be banned from sight and sound.

Let me deal with Rudolph first. Yes, the story has bullying in it because Rudolph is different. But the story isn't about that – it's about how the little reindeer overcomes and how he comes to be accepted for who he is. In the end, Rudolph doesn't change, others do. And it's a positive message to stay true to yourself despite what others think.

As far as the song goes, I can understand how in today's world the exchange is bothering people. But it wasn't seen that way when it first came out – it was intended to be a song about two people flirting with each other – the woman into it as much as the man. That's what Susan Loesser, daughter of the composer of the song, says. Her mother, she says in an article I found at www.newschannel5.com, claimed it was "their" song.

Here's what I don't get about any of this: I'm not saying you can't be offended. You feel what you feel. But why try and force your conclusions on everyone else by demanding things be forbidden?

You don't like the song? Fine. Don't listen to it (if you do like the song there's a charming video of two kids lipsyncing to Idina Menzal and Michael Buble's take on this tune). If you find Rudolph unwatchable, there's plenty of other things out there. Change the channel. After all, isn't that what you tell me when I complain about rap music?

The upshot of all this is we are not looking for ways to celebrate this time of year together. Instead, we're staking claims and erecting walls. Why? Shouldn't this be a time we are kind to each other, sharing holiday cheer and celebrating we've made it through another year, no matter what you celebrate?

And don't get me started on the controversy on whether or not "Die Hard" is a Christmas movie. We'll have to save that debate for another time. Meanwhile, try to enjoy the holiday season instead of looking for ways to be upset. Trust me, you'll be happier.

Apollo 8, Christmas Eve 1968 and a message for today

TYRADES
Danny Tyree

1968 was a year desperately in need of a Merry Christmas.

The year had seen student protests worldwide, the Tet Offensive in the Vietnam War, a chaotic Democratic National Convention, the assassinations of Martin Luther King Jr. and Robert F. Kennedy and countless other examples of discord.

NASA came through with an uplifting message. On Christmas Eve, half a billion people around the world watched historic, Emmy-winning TV coverage of Apollo 8 orbiting the moon.

The three astronauts (Bill Anders, Jim Lovell and Frank Borman) took turns reciting the first 10 verses from the Book of Genesis.

The words and images showed that (despite our different colors, languages and customs) we homo sapiens are actually close together in the vastness of the universe. They showed how mankind is a mere speck, but a speck with inherent worth in the eyes of its Creator.

NASA had assigned the astronauts the loosely defined task to "say something appropriate" for the monumental achievement. They could have scrounged for some vaguely relevant statement by Shakespeare or the Wright brothers, but the Old Testament soundbite they did settle on resonated with a large, diverse portion of the world's population.

CBS News anchor Walter Cronkite initially felt trepidations about a Bible passage, but conceded it was "just the right thing to do."

And by the "reasonable person" standard, it was indeed the right thing to do. It was a simple, broad, non-nationalistic, non-proselytizing message. There was no mention of a kosher diet, circumcision, sin, the Virgin Birth, the Resurrection or praying toward Mecca.

But no good deed goes unpunished. Militant atheist Madalyn Murray O'Hair sued the United States government because the reading completely destroyed the First Amendment or induced nightmares in millions of agnostics or forced hapless viewers to be baptized or ... something.

O'Hair's lawsuit fizzled out, but it certainly sowed the seed for today's concept of "microaggressions" and fanned the flames of today's overheated rhetoric.

Fifty years after Apollo 8, as we still mourn a former president who imagined a "kinder, gentler nation," the world still needs all of us to "say something appropriate" every day.

Whatever your age, gender, ethnicity, spirituality, income level or political leanings, common sense and decency compel us to "measure twice, cut once" when choosing our words.

It is not appropriate when your words use actual malice (or willful tone-deafness) to wound others.

Nor is it appropriate to reply caustically to a well-meaning expression such as "Happy holidays" or "Let me open that door for you, ma'am."

It is not appropriate to use half-truths, rumors and automatic cries of "hater" to make your point.

It is not appropriate to deify Hollywood celebrities and "this week's rising politician" while ridiculing or bullying someone trying to worship in a more traditional manner.

Whether you pray to a Supreme Being for strength or work your highly evolved brain to the max, strive to avoid vulgarity and divisiveness.

Please believe that I have only love in my heart as this week's column finishes with sentiments from the Apollo 8 broadcast.

"And from the crew of the Apollo 8, we close with good night, good luck, a Merry Christmas — and God bless all of you on the good earth."

Danny Tyree welcomes email responses at tyreetyrades@aol.com and visits to his Facebook fan page "Tyree's Tyrades."

JOIN THE CONVERSATION

Letters are welcome on virtually any subject, but we do have some rules. We will not accept any Letters to the Editor that mention a business in a negative tone, as they have no means to defend themselves. Please keep Letters to the Editor to less than 250 words. Letters will be edited to length as well as for grammar and spelling. All letters must be signed with full name – not initials. An address and telephone number must be included. The phone number and address are not for publication, but must be provided. In the case of letters that are emailed, the same rules apply.

Due to the number of letters received, we are able to run only four letters per person per month.

The Letters to the Editor section is designed as a public forum for community discourse, and the opinions and statements made in letters are solely those of the individual writers. The newspaper takes no responsibility for the content of these letters.

Please send or bring correspondence to the Highlands News-Sun, Letters to the Editor, 315 US 27 North Sebring, FL 33870, or fax to 863-385-1954. Readers may also email Letters to the Editor to editor@newssun.com.

STATE BRIEFS

Coast Guard searches for man overboard near Florida Keys

The U.S. Coast Guard is searching for a man who went overboard a cruise ship near the Florida Keys.

The Coast Guard says in a statement that the 26-year-old man was reported overboard Friday morning from the Carnival Victory cruise ship.

The ship was about 35 miles away from Islamorada in the Florida Keys.

The Coast Guard says a helicopter, vessel and surveillance aircraft are being used in the search.

Carnival says in a statement that the ship participated in search efforts before being relieved by the Coast Guard.

The ship was heading back to its homeport in Miami after a four-day cruise.

Missing man found murdered in car trunk

MIAMI — A missing Florida Keys man has been found dead inside the trunk of his car, and a murder suspect has been arrested.

The Miami-Dade Police Department says the missing man's brother called deputies after he spotted his brother's car in the parking lot of a Walmart in Miami on Thursday.

Officers searched the vehicle and found the body of the man's brother. The victim had been missing since Wednesday.

A police report says the body of 39-year-old Jose Munoz was wrapped in plastic and there were blood stains in the trunk.

The car's driver, Justin Earnshaw, was detained and later told detectives that he had become irate with Munoz at a hotel and had punched and strangled him.

Earnshaw is charged with second-degree murder. Court records show no attorney for him.

Jury weighs case featuring homicide and infidelity

TALLAHASSEE — A Florida jury is deliberating whether to convict a woman accused of helping mastermind the killing of her husband nearly two decades ago.

Prosecutors and Denise Williams' defense attorneys gave closing statements Friday in a case that has resembled the plot of the Hollywood classic, "Double Indemnity."

Brian Winchester testified he had an affair with Williams and killed her husband. He eventually married Williams but the relationship later soured.

Mike Williams disappeared in December 2000 while duck hunting near Tallahassee. It was speculated at the time that he drowned and his body was devoured by alligators. His buried body was found last year.

Ethan Way, an attorney for Denise Williams, maintained Winchester lied in order to get revenge and there was no other proof linking his client to the crime.

Woman run over at McDonalds by man who snatched her purse

OKEECHOBEE — Florida authorities have jailed a man who they say snatched a handbag from an elderly woman at McDonald's and then ran her over in the parking a lot.

The Okeechobee Police Department said Friday that Charles Stratton is being held on $40,000 bond on charges of aggravated battery, grand theft and robbery.

Police say Stratton turned himself in to authorities in another county, saying he stole the purse to buy crack cocaine.

Detectives say 76-year-old Janice Allen followed Stratton into the parking lot after he grabbed her purse last weekend. She opened the door to the vehicle and was violently knocked to the ground when he went in reverse.

Allen was released from a hospital with deep bruises after suffering a concussion.

School defends expulsion of Wade family friend

PLANTATION — A South Florida prep school at the center of a dispute over the expulsion of a student who is friends with NBA star Dwayne Wade and actress Gabrielle Union says its handbook explicitly states that any student who uses profanity toward a staff member will be expelled.

Wade and Union released a statement Thursday supporting senior Cyrus Nance, who was a basketball player at American Heritage High in Plantation, Florida. He was expelled last month after a verbal altercation with a coach of another team at the school. Wade's son also plays at the school.

Nance's attorney, Benjamin Crump, says discrimination was involved in the expulsion.

The school said in a statement Friday those allegations are untrue.

The school says their investigation shows the evidence supports the school's disciplinary action.

Man arrested for biting boys out of frustration

TARPON SPRINGS — A Florida man is accused of biting his girlfriend's two young boys, and their mother is charged with neglect.

The Pinellas County Sheriff's Office says Rashawn Davis was arrested Thursday. He faces two charges of aggravated child abuse and was being held in jail Friday on a $50,000 bond.

Court records show no attorney listed for him.

Detectives say the 2-year-old boy had eight bite marks on his back, buttock and face and 35 lacerations on his back. The 3-year-old boy had a bite mark on his buttock.

Detectives say Davis admitted to biting the boys out of frustration.

Last August, the boys were removed from the home Davis shared with his girlfriend, Andrea Fulton, after a domestic dispute.

Fulton is charged with neglect. No attorney was listed for her.

Carnival announces roller coaster on new cruise ship

MIAMI — Carnival Cruise Line plans to launch the first cruise ship with a roller coaster on board.

Carnival announced Thursday that BOLT will circle the top of a new ship, Mardi Gras, when it sets sail in 2020.

The all-electric coaster will allow people to strap in and race along nearly 800 feet (244 meters) of track, 187 feet (57 meters) above sea level.

The cars will travel nearly 40 mph (64 kph) and take riders on a series of twists, turns and drops, right around the ship's whale-tail funnel.

BOLT is being built by Munich-based Maurer Rides. Carnival says the Mardi Gras will be based at a new terminal at Port Canaveral, Florida, and be the first in the new XL-class of larger ships built for Carnival.

Man found guilty of killing teenage neighbor

JACKSONVILLE — A Florida man who claimed he accidentally shot a teenage neighbor in the eye has been convicted of second-degree murder.

The Florida Times-Union reports jurors found 61-year-old Frank Cameron guilty this week. He also was convicted of being a felon in possession of a gun. He faces up to life in prison at a Jan. 22 sentencing.

Jacksonville police say Cameron fatally shot 19-year-old Marvin Levi Smith Jr. in February 2016. Cameron told investigators that Smith was helping him figure out how to operate the gun's safety. But witnesses say Cameron had threatened to kill Smith two days earlier in a dispute about a bicycle.

Florida Supreme Court upholds conviction of FAMU band member

TALLAHASSEE — The Florida Supreme Court is upholding the conviction of a former Florida A&M University band member who was convicted of killing a fellow band member from a hazing ritual.

Florida's highest court unanimously rejected Dante Martin's appeal in the 2011 death of Robert Champion. Martin was sentenced to more than six years in prison in 2014.

Attorneys for Martin contended that the state's anti-hazing law is vague and shouldn't have been applied. Justices rejected that argument.

Martin was convicted of manslaughter and hazing.

Champion was a Marching 100 drum major from Georgia, who died after bandmates beat him in a hazing ritual known as "Crossing Bus C." The resulting scandal rocked the university and resulted in FAMU officials suspending the famed band for more than a year.

Woman won't take stand in murder trial

TALLAHASSEE — A Florida woman on trial on charges she helped orchestrate the killing of her husband won't take the stand.

Denise Williams told a judge Thursday that she would not testify on her own behalf.

Prosecutors contend Williams plotted the December 2000 murder of her husband, Mike Williams, with Brian Winchester. Winchester married Denise Williams five years later, but the relationship soured.

Mike Williams disappeared while duck hunting near Tallahassee. It was speculated at the time that he drowned and his body was devoured by alligators.

His buried body was discovered late last year. Winchester testified this week that he shot Mike Williams after pushing him into a large lake. Denise Williams collected $1.75 million in insurance payments after her husband's death.

A jury is expected to begin deliberating on Friday.

CROSSWORD PUZZLES

Newsday Crossword

SATURDAY STUMPER by Brad Wilber
Edited by Stanley Newman
www.stanxwords.com

ACROSS
1 Streisand's *Funny Girl* husband
11 Hangouts with multiple TVs
15 Quaint picnic pastime
16 On hand
17 Urban agriculture establishment
18 Name on the Fed head list
19 Sharp appetite
20 "On the night __ the pending battle . . .": Whitman
21 Most tender
23 Run for potential customers
25 Air France's 2003 Smithsonian donation
28 Brad's Drink (1893), today
29 Coerce
32 Grumman's vacuum navigator
33 *Nancy Loves* __ (book collection of comics)
36 Unspecified
37 Surface for a 32 Across
38 Participated slyly
41 Stop for a Corsica ferry
42 Limits of negotiation
43 Stays home
44 After
45 Metaphor for uncommonness
47 Hint
49 Right to decide
50 Mercury or Mars, many years ago
53 Doesn't use
55 First roomie, often
57 Hernando's *-ando*
59 *Fiddler on the Roof* performance
60 Subject of the 2007 bio *The Animated Man*
64 Guileless
65 Committee meeting assignment
66 It dropped its cursive-writing requirement in 2015
67 Subjects of multiple Beach Boys tunes

DOWN
1 Goal for many aspiring pickers
2 Protested to a veterinarian, maybe
3 Make up
4 WWII Dambusters' employer
5 His cross is on the Union Jack
6 Frosty glaze
7 Stem
8 "Sweet!"
9 __ water
10 Tracts without solid footing
11 10000 W. __ Avenue, 60666 (hub's address)
12 They get Emmys every year
13 Word from the French for "brewhouse"
14 Pragmatist's anathema
22 Vote (for)
24 Granite, once
26 Wales' second city
27 Consumer's sticking point
30 Exemplary
31 Foodservice giant in the Fortune 500
33 Muckraker's target
34 They may carry bubble gum
35 Any city
37 Water painted by Cézanne
39 Heavy duty
40 Honeysuckle found in forests
45 Cell dweller
46 Claimant to paranormal powers
48 Confer
51 Range northeast of Provo
52 Display derision
54 Crawled back and forth, perhaps
56 Pop __
58 Hangouts with multiple TVs
61 It means "sharp"
62 EMT supervisors
63 Printed disclaimer



CREATORS SYNDICATE © 2018 STANLEY NEWMAN STANXWORDS@AOL.COM 12/15/18

Answer to previous puzzle

A	T	B	A	T		C	A	S	T		A	F	A	R
T	R	A	S	H		A	R	T	Y		A	R	I	A
H	E	S	S	E		R	E	A	P		B	A	R	T
E	A	S	E	L	L	E	A	S	E		A	T	M	
I	D	O	T	O	O		R	I	O	T	T	R	I	O
S	L	O		T	U	T	U	S		A	T	O	L	L
T	E	N	T		V	I	G		S	T	E	W	E	D
			E	A	R	S		S	E	A	R			
D	A	M	A	G	E		C	U	T		Y	O	D	A
A	L	A	M	O		P	O	E	T	S		W	E	S
R	I	N	G	G	R	I	N		E	T	H	N	I	C
	B	S	A		O	U	T	E	R	R	O	U	T	E
M	A	I	M		P	S	A	T		U	N	P	I	N
O	B	O	E		E	X	I	T		N	O	T	E	D
B	A	N	S		D	I	N	E		G	R	O	S	S

12/15/18

Los Angeles Times Daily Crossword Puzzle

Edited by Rich Norris and Joyce Lewis

ACROSS
1 Brakes
8 Do a sauce preparation job
15 Wedding employee
17 One always looking up
18 Meander
19 42nd's second
20 Food buyer's consideration
21 Polish removers
24 One of 20 in many books
27 Pizza party purchase
28 Stress-free locale, ideally
31 Global warming concern
33 Private dining area
36 "Death at a __" (2010 comedy)
38 Cooling-off period
39 A, often
41 Hemsley's role on the sitcom "Amen"
42 Hill climber
43 What happy concertgoers want
45 Perfect places
46 Deeply saddens ... or delights
48 Parting sentiment
52 Little, playfully
53 First name in late-night talk
57 Bar association concern
60 Top dog?
61 First name in late-night talk
62 Shower components

DOWN
1 Host
2 For calorie counters
3 Predictor, sometimes
4 Conduct may have it on either end
5 Bright star
6 Data plan number
7 American workers
8 Counted (on)
9 August hrs. in Augusta
10 Breakfast food mentioned in court in "My Cousin Vinny"
11 Green bean
12 "It's Your Space" sloganeer
13 Cocktail garnish
14 Art Deco designer
16 Space observation
22 Pie __
23 Left carefully, with "out"
24 Tick off
25 Luxury auto
26 Carpentry joint component
28 Bae or boo, to former generations
29 Pound parts
30 Playwright Chekhov
32 Prosciutto di __
34 Direct
35 Some bills
37 Investigate
40 "Amazing Grace" figure
44 Highly regard
46 Fruit served with prosciutto
47 Spin, say
48 Storied bear
49 2018 White House visitor from Qatar
50 Kids' curriculum
51 Garden veggie
54 Regarding
55 Suddenly turn
56 Messes up
58 "100 Years...100 Movies" org.
59 Battleship success



By Greg Johnson 12/15/18

Friday's Puzzle Solved

I	S	S	U	E		A	N	I	M	E		I	D	O	S
S	T	I	N	E		W	O	M	E	N		P	O	R	N
W	R	E	C	K		A	L	P	H	A	R	O	M	E	O
E	A	R	L		S	I	T	S		B	I	D	E		
A	F	R	O	D	I	T	E		S	L	A	M	S	O	N
R	E	A	G	A	N			H	U	E		I	T	R	Y
				W	E	A	S	E	L		O	N	I	C	E
	P	H	U	N	W	I	T	H	F	O	N	I	C	S	
M	O	O	N	S		R	E	S	A	V	E				
A	S	T	I		S	E	W			O	L	D	I	E	S
I	T	W	O	R	K	S		P	H	I	S	H	N	E	T
		I	N	D	Y		P	I	E	D		A	C	R	E
F	A	R	M	A	C	I	S	T	S		B	R	A	I	N
I	D	E	A		A	R	I	A	S		I	M	S	E	T
B	O	S	N		M	A	S	S	E		B	A	E	R	S

©2018 Tribune Content Agency, LLC 12/15/18

SPORTS

• LOCAL • STATE • NATIONAL

Miners blank Red Devils

Fort Meade beats Avon Park in girls soccer

By JIM TAYLOR
CORRESPONDENT

AVON PARK – The Avon Park Red Devils girls soccer team lost to the Fort Meade Miners by a score of 8-0 on Thursday night in a Class 2A-District 10 match at Joe Franza Stadium.

The Miners were able to pick apart a vastly improved Red Devil defense, a lot of it due to their goalkeeper Brianna Nobles, as Fort Meade took nearly 30 shots on goal with Nobles making several blocks and saves.

"I continue to see improvement," said Avon Park Head Coach Christopher Sboto. "We are lacking in experience in several of the girls and during game time that inexperience shows up as bad habits that we continue to work on to break. They are a great bunch of girls, we just need to continue to work with them, get them more touches and build their confidence."

Fort Meade started its attack from the very start as they took five shots, all saved or blocked by Nobles before the Miner's Briceyda Gomez squeezed one into the goal at the 11-minute mark to put the Miners up 1-0.

Nobles blocked four more shots over the next nine minutes, including a penalty kick, before Gomez scored her second goal of the game as she was able to get behind the Red Devil's defensive line and take an uncontested shot into the left side of the net to give the Miners a 2-0 lead.

The floodgates opened over the last 20 minutes of the first half as Fort Meade scored four more times to take a 6-0 lead into the half.

The Miners scored their third goal when Gomez crossed to Salma Montes and Montes scored.

Jackie Montes made the score 4-0 with a 25-yard shot. A couple of minutes later, Jackie Montes passed to Salma Montes who notched her second

DEVILS | 8A

PHOTO BY JIM TAYLOR/CORRESPONDENT

Avon Park's Miranda Bustos (15) takes control of the ball from Fort Meade's Peyton Santo (2) during Thursday night's match at Joe Franza Stadium.

MICHELIN NORTH AMERICA

Tuesday's Michelin on-track opportunity at Daytona International Speedway included a total of 38 race cars from the IMSA WeatherTech SportsCar Championship, IMSA Michelin Pilot Challenge and IMSA Prototype Challenge series.

Lots of action at Daytona

Special to Highlands News-Sun

Tuesday's Michelin on-track opportunity at Daytona International Speedway included a total of 38 race cars from the IMSA WeatherTech SportsCar Championship, IMSA Michelin Pilot Challenge and IMSA Prototype Challenge series.

A total of 18 WeatherTech Championship cars participated, with two Daytona Prototype international (DPi) cars, one LMP2, two GT Le Mans (GTLM) and 13 GT Daytona (GTD) machines.

Jordan Taylor was the lone driver in the No. 10 Konica Minolta Cadillac DPi-V.R. He remarked that these were his first laps in the car since a Michelin on-track opportunity at Road Atlanta in October, the day after he co-drove to victory in the Motul Petit Le Mans with Renger van der Zande and Ryan Hunter-Reay.

"It was like putting a glove back on or a shoe back on this morning when I got back in the car," Taylor said. "I was a little nervous that it would take a couple laps, but it felt like I was in the car yesterday, so it was good."

Moorespeed, which has been a leading contender in the Porsche GT3 Cup Challenge USA by Yokohama for the past several years, was present and accounted for at the test. The team, which announced plans earlier today to race full-time in the WeatherTech Championship GTD class in 2019, was putting its new Audi R8 LMS GT3 through its paces.

Veteran drivers Alex Riberas and Andrew Davis were on hand, as was GT3 Cup Challenge USA grad Will Hardeman, who will make his GTD debut next season. They will be joined by Audi factory driver Markus Winkelhock in next month's Rolex 24 At Daytona.

Moorespeed wasn't the only team with newly announced plans at Daytona on Tuesday. Scuderia Corsa confirmed last night that Cooper MacNeil would be joined by longtime Ferrari factory ace Toni Vilander in the No. 63 WeatherTech Ferrari 488 GT3, and MacNeil and Vilander were hard at work in the car on Tuesday.

"Toni brings a wealth of Ferrari knowledge and experience to the table," MacNeil said. "He knows the make, the model and the team very well. He's run with Scuderia Corsa before, so as far as team continuity goes, no issues there. Toni is obviously very proven. He's won Le Mans twice, multiple championships, including most recently last year in World Challenge, so he's a very competent and accomplished driver."

RACE | 8A

Blue Streaks draw with Eagles

Sebring plays to a tie with Poinciana in boys soccer

By RUTH ANNE LAWSON
STAFF WRITER

SEBRING – There was non-stop action Thursday night as the Sebring Blue Streaks hosted the Poinciana Eagles in a heated Class 3A-District 11 soccer match at Firemen's Field.

The Blue Streaks and Eagles battled for control and ended in a draw at 3. The tie brings Sebring's record to 2-5-1 for the season and their district record to 2-3-1.

"We played well enough to win," said Sebring first-year Coach James Ashley. "It is disappointing that we got the tie but some circumstances opened up for the tie to occur. We have to figure out how to finish off a game. This is a fun group to coach and we are deep in a lot of areas but there are still several areas we need to improve on. These guys come out and train hard in whatever area we are working on. As a first-year coach that is all I can ask for. They are getting to know me and I am getting to know them. I look at every game and look for our victories and where we were gaining momentum."

Poinciana got the first goal with a corner kick.

RUTH ANNE LAWSON/STAFF

Sebring's C.D. Lamadine scores a goal during Thursday night's match against Poinciana. The Blue Streaks and Eagles game ended in a draw.

The Eagle's Juan Bautista kicked the ball in to Ahmed Fahim who sent the ball into the back of the net past Sebring's keeper Orion Winchester with 26:31 left in the first half. Winchester made a total of 10 saves for the Blue Streaks.

Sebring answered back with Noah Roth dribbling the ball down the field and passed the ball to C.D. Lamadine who sent the ball soaring past the Eagles keeper tying the game at 1 with 23:53 left in the first half.

The Blue Streaks claimed the lead with Lamadine charging down the field and rocketing the ball into the back of the net for another

STREAKS | 9A

RUTH ANNE LAWSON/STAFF

Sebring's keeper Orion Winchester catches the ball during Thursday night's game against Poinciana. Winchester made a total of 10 saves.

Harder Hall Women's tourney on tap

Popular amateur invitational will be held in January

By Highlands News-Sun
SPORTS STAFF

SEBRING — The Harder Hall Women's Invitational, part of the long-storied Orange Blossom Women's Amateur Tour, will take place Jan 9-12, 2019 in Sebring.

An event which began in 1956, the Harder Hall Women's Invitational annually has some of the top amateur women's golfers from the U.S. and worldwide competing.

This 63rd annual ladies golf tournament is open to women amateur golfers age 12 and older. Play will be conducted in two divisions, and the field is limited to 132 players.

Past tournament champions have included such prominent names such as Cristie Kerr, Natalie Gulbis, Brittany Lincicome, Morgan Pressel, Stacy Lewis and Charley Hull.

For more information about the tournament, visit http://www.harderhallwomens.com.

FILE PHOTO

Leonie Bettel follows the flight of her drive during last year's Harder Hall Women's Invitational. The 2019 tournament will be played Jan. 9-12.

For more information about Sebring and the surrounding area, visit http://www.VisitSebring.com.

Highlands Hammock Marathon, 5K

The Friends of Highlands Hammock State Park will present the 11th Annual Highlands Hammock Half Marathon & 5K at the park on Saturday, January 19 with a 7:30 a.m. start for both distances.

The Central Florida Striders running club under the direction of Chet Brojek will manage race timing and scoring. All proceeds from the event will benefit park projects.

Entry fee for the 5K is $20 and Half Marathon fee

BRIEFS | 9A



PHOTO BY JIM TAYLOR/CORRESPONDENT

Fort Meade's Briceyda Gomez (11) just misses heading the ball on a corner kick during Thursday night's soccer match against Avon Park at Joe Franza Stadium.

DEVILS

FROM PAGE 7A

goal to take a 5-0 lead.

Jackie Montes scored her second goal of the game just before the half to make the score 6-0.

The Red Devils seemed to regroup defensively initially in the second half, though Fort Meade did crank up the pressure, taking nine shots.

Avon Park's Nobles saved five before Jackie Montes completed the hat trick with her third goal to make the score 7-0.

The Miners scored their eighth goal a few minutes later to end the game on a corner kick that Elia Miranda was able to punch in through the cluster in front of the goal to make the final score 8-0.

Avon Park is next scheduled to play at home on Thursday night against the Frostproof Bulldogs.

PHOTO BY JIM TAYLOR/CORRESPONDENT

Avon Park's Amy Schlosser (2) attempts to stop Fort Meade's Yanily Cortez (5) from pushing the ball up the field during Thursday night's match.

RACE

FROM PAGE 7A

Meyer Shank Racing, which announced plans on Motul Petit Le Mans weekend to field the No. 57 Acura NSX GT3 in the 2019 GTD class for season-long co-drivers Katherine Legge and Jackie Heinricher, today confirmed plans for its No. 86 Acura NSX GT3 to be shared by Trent Hindman and Mario Farnbacher, with Justin Marks slated to join the lineup for the four Michelin Endurance Cup rounds and NASCAR veteran and 2012 Rolex 24 At Daytona winner AJ Allmendinger in the lineup for the 2019 Rolex 24. Both Heinricher and Allmendinger were on hand for testing at Daytona on Tuesday.

"It's maybe the longest relationship I've ever had," said Allmendinger of working with team owner Mike Shank. "I think we're at 13 out of 14 years. It's always a special race for me. The Rolex 24, the tradition behind it and the names that have been a part of it, let alone win the race, and fortunately enough, we've been a part of that. It just always makes it more special to do it with Mike."

Riley Motorsports debuted its Mercedes-AMG GT4 on Tuesday, which is scheduled for a full-season campaign in the IMSA Michelin Pilot Challenge with Jim Cox and Dylan Murry in the cockpit. The duo previously competed in partial seasons with BGB Motorsports before joining the Bill Riley-led squad. Riley Motorsports' Mercedes-AMG GT3 in the WeatherTech Championship was also present at DIS on Tuesday with co-drivers Ben Keating and Jeroen Bleekemolen.

Other WeatherTech Championship GTD cars on hand at the Michelin on-track opportunity included Lamborghini Huracán GT3s from Paul Miller Racing, Magnus Racing, Grasser Racing Team and Ebimotors, a Montaplast by Land-Motorsport Audi R8 LMS GT3, a P1 Motorsports Mercedes-AMG GT3, a Turner Motorsport BMW M6 GT3, a Park Place Motorsports Porsche 911 GT3 R and the AIM VASSER SULLIVAN Lexus RC F GT3.

Juncos Racing joined Wayne Taylor Racing in representing Cadillac in the DPi class, with Performance Tech Motorsports participating with its ORECA LMP2 machine. Representing GT Le Mans (GTLM) were Risi Competizione and the Porsche GT Team.

A former downhill skier, speed skater, Indy Lights driver and now IMSA champion, Jon Brownson – who took the final MPC class title in the IMSA Prototype Challenge back in October – made his first laps at Daytona in an LMP3 machine on Tuesday. Brownson credits as much seat time as possible to master each of the different race crafts he's experienced over the years and discussed his transition to the LMP3.

"It's a great challenge and it's a wonderful learning experience," said Brownson. "It's a steep learning curve, learning what the car likes and doesn't like and the chance to work with ANSA Motorsports, just a great team. Every time we put the car on the track, it got better as it went along fine tuning it. It's been a great challenge and one I hope continues to evolve."

Additional IMSA Michelin Pilot Challenge teams on hand Tuesday included the three-car fleet of eEuroparts.com Racing, the McLaren GT4 of Compass Racing, Rebel Rock's Chevrolet Camaro GT4.R, reigning Grand Sport (GS) champions Team TGM, JDC-Miller Motorsports and a pair of Alfa Romeos.

COLLEGE BOWL PICKS

Highlands News-Sun invites you to pick the most winners and you will win a $50 Visa Gift Card courtesy of Highlands News-Sun. In the event of a tie among reader's selections, the combined point totals from the National Championship Game will be used to break the tie. Point totals must not exceed the combined number of points scored. If everyone goes over, then the total closest to the actual score will win. All you have to do is select the winner of each bowl game, then deliver or mail your entry to Highlands News-Sun Football Picks, 315 U.S. 27 N., Sebring, FL 33870, Mark Pinson. Your entry must be received and/or postmarked by midnight Dec. 23. Only one entry per person.

		Reader's Picks
SERVPRO BOWL	Boston College vs. Boise State Weds., Dec 26 • 1:30 p.m., ESPN	
DETROIT BOWL	Minnesota vs. Georgia Tech Weds., Dec 26 • 5:15 p.m., ESPN	
CHEEZ-IT BOWL	California vs. Texas Christian Weds., Dec 26 • 9:00 p.m., ESPN	
WALK-ON'S INDEPENDENCE BOWL	Temple vs. Duke Thursday, Dec 27 • 1:30 p.m., ESPN	
NEW ERA PINSTRIPE BOWL	Miami vs. Wisconsin Thursday, Dec 27 • 5:15 p.m., ESPN	
ACADEMY SPORTS+ OUTDOORS TEXAS BOWL	Baylor vs. Vanderbilt Thursday, Dec 27 • 9:00 p.m., ESPN	
FRANKLIN AMERICAN MORTGAGE MUSIC CITY BOWL	Purdue vs. Auburn Friday, Dec 28 • 1:30 p.m., ESPN	
CAMPING WORLD BOWL	West Virginia vs. Syracuse Friday, Dec 28 • 5:15 p.m., ESPN	
VALERO ALAMO BOWL	Iowa State vs. Washington State Friday, Dec 28 • 9:00 p.m., ESPN	
CHICK-FIL-A PEACH BOWL	Florida vs. Michigan Sat., Dec 29 • 12:00 p.m., ESPN	
BELK BOWL	South Carolina vs. Virginia Sat., Dec 29 • 12:00 p.m., ESPN	
NOVA HOME LOANS ARIZONA BOWL	Arkansas State vs. Nevada Sat., Dec 29 • 1:15 p.m., CBSSN	
MILITARY BOWL	Cincinnati vs. Virginia Tech Monday, Dec 31 •12:00 p.m., ESPN	
HYUNDAI SUN BOWL	Stanford vs. Pittsburgh Monday, Dec 31 • 2:00 p.m., CBS	
REDBOX BOWL	Michigan State vs. Oregon Monday, Dec 31 • 3:00 p.m., FOX	
AUTOZONE LIBERTY BOWL	Missouri vs. Oklahoma State Monday, Dec 31 • 3:45 p.m., ESPN	
HOLIDAY BOWL	Northwestern vs. Utah Monday, Dec 31 • 7:00 p.m., FS1	
TAXSLAYER GATOR BOWL	North Carolina State vs. Texas A&M Monday, Dec 31 • 7:30 p.m., ESPN	
OUTBACK BOWL	Mississippi State vs. Iowa Tuesday, Jan. 1 • 12:00 p.m., ESPN2	
VRBO: CITRUS BOWL	Kentucky vs. Penn State Tuesday, Jan. 1 • 1:00 p.m., ABC	
PLAYSTATION FIESTA BOWL	Louisiana State vs. Central Florida Tuesday, Jan. 1 • 1:00 p.m., ESPN	
ROSE BOWL	Washington vs. Ohio State Tuesday, Jan. 1 • 5:00 p.m., ESPN	
ALLSTATE SUGAR BOWL	Texas vs. Georgia Tuesday, Jan. 1 • 8:45 p.m., ESPN	
GOODYEAR COTTON BOWL	Notre Dame vs. Clemson Sat., Dec 29 • 4:00 p.m., ESPN	
CAPITAL ONE ORANGE BOWL	Alabama vs. Oklahoma Sat., Dec. 29 • 8:00 p.m., ESPN	
COLLEGE FOOTBALL PLAYOFF NATIONAL CHAMPIONSHIP PRESENTED BY AT&T	Teams TBD Monday, Jan. 7 • 7 p.m. ESPN	

WINNER

TOTAL POINTS SCORED

Reader Name:_____

Phone Number: _____

This Page Brought To You By:

STREAKS

FROM PAGE 7A

Sebring goal to make it 2-1 with 6:15 left in the first half. Lamadine scored two goals.

"We did really well in the first half and I thought we were going to win," said Lamadine. "In the second half we slowed down a little bit and when Poinciana scored the first goal we just kept getting weaker and weaker. We didn't keep our heads up. It did feel good to get two goals for my team and I was really excited but I just wish we would have gotten the win tonight."

Sebring's captain Kevin Rodriguez struggled with the referees most of the game and even received a yellow card in the first half. Rodriguez took his frustrations out on the ball in the second half. Rodriguez dribbled down field, found an opening and sent the ball into the goal to make it 3-1 with 20:46 left in the game. Rodriguez led his team on shots on goal with six.

Poinciana scored off a corner kick that Bautista once again kicked in. A whole host of Eagles were on the ball and Sebring's goalie and several Blue Streaks attempted to get the ball away from the goal but the keeper was on the ground and one of the many Eagles kicked the ball just barely past the posts.

The Eagles were fouled and received an indirect penalty kick that Fahim converted to tie the score at 3 with 6:26 left to play.

Neither team scored and time ran out.

"Poinciana had three or four opportunities where our freshman goal keeper, Orion Winchester, had to come up big and he did," said Coach Ashley. "Winchester had a really good night and C.D. Lamadine scored two of our three goals. It was one of those games where we battled and battled. We put ourselves in a position where we had to overcome adversity and I feel we did that. Overall I am pleased with the way we are playing. We are banged up and it did not look like it when we were playing. Biggest thing right now is getting healthy and keeping momentum."

The Sebring Blue Streaks will travel to LaBelle Wednesday Dec. 19 to face the Cowboys at 7 p.m. The Blue Streaks will hit the road once again on Friday Dec. 21 to face their longtime nemesis the Lake Placid Green Dragons at 8 p.m.

RUTH ANNE LAWSON/STAFF

Sebring's Trace Lackey knocks the ball down during Thursday's game against Poinciana.

RUTH ANNE LAWSON/STAFF

Sebring's Noah Roth fights off Poinciana's Christian Castor during Thursday night's match.

BRIEFS

FROM PAGE 7A

is $40 thru Janauary 10, 2019. Late fees are $25 for the 5K and $50 for the Half Marathon thru race day registration. Participants will get a custom designed sport tech tee, awards in both races, food, fun and a great chance to test their skills in the New Year.

Checks payable to Central Florida Striders along with entry form may be snail mailed to race director Brojek at: 3310 Par Road, Sebring, FL 33872 or you may register online at: http://endurancesportstiming.com /race-calendar/

The Half Marathon may be run by an individual or by a team relay for the 13.1 mile distance. Those desiring to form a relay team should contact the coach at: cbrojek@comcast.net to discuss details and special relay pricing. The Half Marathon includes almost nine miles of the beautiful trails throughout the park. "Our Hammock Half is a challenging course, but it allows participants to see parts of the park seldom viewed by visitors."

Anyone needing an entry form may email Brojek at: cbrojek@comcast.net and he will get one out to you right away.

Lake Placid Youth Baseball/Softball

Lake Placid Dixie Youth Baseball and Softball are now taking registrations for the upcoming season. Draft Day is set for today at 1:00 p.m. Please arrive 30-45 minutes early to get stretched and warmed up. Opening Day is tentatively schedule to start near the end of January 2019.

The age groups that are now open for registration are 7-8 year old baseball has a $75 fee. 9-10 year old baseball has a $75 fee and 7-10 year old softball has a $75 fee. Also LPYB is offering 4-6 year old Tee Ball with a $65 fee.

To register go to www.lpyb.org and look for the registration tab. Also follow us on Facebook at LakePlacid BaseballSoftball for more details and updates. You can also email us at lpbaseballsoftball@gmail.com. The league is always looking for team sponsors, anyone interested just email us.

Sebring Senior Softball

Sign up now for Sebring senior softball. If you were born in 1950 or before you are eligible for the over 70 league. Call John Kloet at 414-2926 or Bill Todd 385-5632.

To sign up for the 50 and over league call Gary Kindle at 835-2405. Starting time for 70 league is 10 a.m. on Tuesday and Thursday. The 50 and over league plays at noon on Tuesday and Thursday. Games to be played at Highland County Sports Complex.

Lake Placid Senior Softball

The Lake Placid Senior Softball League is currently practicing for the 2019 season on Mondays and Wednesdays at 8:30 a.m. at the Lake June Ballfield. Interested men 60 and over should come with their bat, glove, and enthusiasm to sign up and get in shape for the upcoming season which will run from January through March. League games will be played at the County Sports Complex. For further league information please visit lpsoftball.com.

Charity Golf Tournament

BARTOW – If you want to see if Jim Dent can still drive a ball a country mile at nearly 90 years old do that at the scholarship tournament at the Bartow Municipal Golf Course on Jan. 5. Also playing will be Andy Bean, an 11-time winner on the PGA Tour and a three-time Champions Tour victor, at the Herbert Dixon Charity Golf Tournament.

Similar to Herbert Dixon, Dent was an early black competitor in the PGA where the opportunity was little. Like Dixon, Dent taught himself to play golf and caddied in Augusta, Ga., learning from professionals in The Masters.

Sponsored by the Bartow Deacons and Stewards Alliance, the annual tournament is named for two golfing Hall of Famer, Herbert Dixon, at 99 years old can shoot 20 strokes below that number. Dent also stays active on the golf course as he nears 90 years old.

Bean, a Lakeland High School graduate who started playing golf when he was 3 years old, had 19 professional wins on the Championship Tour including 11 PGA tournament victories.

They will be two of the professional golfers taking part in the annual tournament. The money it raises is for scholarships for underprivileged youth.

The Bartow Municipal Golf Course is at 190 South Idlewood Drive, Bartow. Check in time is 7 a.m. Tee off time for the four-person scramble is at 8 a.m.

To enter the tournament or for sponsorship information contact Carver Young at (863) 533-1207 or by email at carver.young863@gmail.com . Or sign up online at http://bartowedc.org/.

Be sure to like us on facebook

RED HOAGLAND HYUNDAI

WINTER HAVEN

SE HABLA ESPANOL

NEAR LEGOLAND, CLOSED SUNDAY

FLORIDA'S #1 RATED DEALER

SAVE Thousands This Weekend!
LOWEST PRICES GUARANTEED!



2017 HYUNDAI VELOSTER
FACTORY DEMO, MOONROOF, NAVIGATION, AUTO, LOADED UP
ORIG. MSRP $22,515
NOW $16,915

2018 HYUNDAI ACCENT SE
AUTO, PW/PL, KEYLESS ENTRY
ORIG. MSRP $17,920
NOW $13,500

2018 HYUNDAI ELANTRA SEL
AUTO, PW/PL, BLUETOOTH
ORIG. MSRP $20,980
NOW $14,960

2018 HYUNDAI SANTA FE SPORT
AWD, PW/PL, KEYLESS, BLUETOOTH
ORIG. MSRP $27,000
NOW $17,980



2018 HYUNDAI SONATA SEL
TECH PKG, PUSH BUTTON START, AUTO, WELL EQUIPPED
ORIG. MSRP $26,595
NOW $19,500

2018 HYUNDAI SANTA FE SE
3RD ROW SEAT, PWR SEAT, BLUETOOTH, KEYLESS
ORIG. MSRP $31,500
NOW $24,500

WHY BUY NEW? SAVE 1,000's



2016 NISSAN FRONTIER CREW CAB SV
ONLY 20K MILES, AUTO, PW/PL, KEYLESS
KELLEY BLUE BOOK $22,416
$19,900



2017 RAM 1500 SLT
QUAD CAB, ALL POWER
KELLEY BLUE BOOK $25,000
$22,990

2017 FORD MUSTANG GT PREMIUM
LEATHER, 6-SPEED M/T, ONLY 9K MILES
KELLEY BLUE BOOK VALUE $34,071
$31,990



2017 FORD F-150 XLT
3.5 ECOBOOST, 4X4, NAVIGATION
KELLEY BLUE BACK VALUE $40,450
$37,990

Bring this ad and come in for a test drive of any Pre-Owned Vehicle



Receive a $15 Walmart Gift Card. Must present ad for Gift Card.

ALL MAKES & ALL MODELS • PRICE RANGE FOR EVERYONE!

1999 TOYOTA COROLLA LE
AUTOMATIC, RUNS WELL
KELLEY BLUE BOOK $3,375
$2,990



2008 HYUNDAI TIBURON
SPORTY, WELL EQUIPPED
KELLEY BLUE BOOK VALUE $5,000
$3,800



2005 HYUNDAI SANTA FE
AUTO, LOW MILES, PW/PL
$4,900

2006 NISSAN SENTRA
AUTO, PWR WIND/LKS
KELLEY BLUE BOOK VALUE $6,753
$4,900

2013 HYUNDAI SONATA HYBRID LIMITED
AUTO, BACKUP CAMERA, 40+ MPG!
KELLEY BLUE BOOK VALUE $11,040
$8,990



2009 FORD F150 STX
AUTO, SUPERCAB, ONLY 74K MILES
KELLEY BLUE BOOK VALUE $16,111
$9,998

2013 HYUNDAI ELANTRA LIMITED
ONLY 4,800 MILES, LEATHER, MOON ROOF, AUTO
KELLEY BLUE BOOK VALUE $12,000
$10,000

2012 CHRYSLER TOWN AND COUNTRY TOURING
STOW N GO, DVD
KELLEY BLUE BOOK VALUE $12,111
$10,000

2014 HYUNDAI ELANTRA SPORT
LEATHER, MOON ROOF, LOW MILES, SHARP
KELLEY BLUE BOOK VALUE $12,990
$10,980

2014 HYUNDAI SONATA GLS
AUTO, POWER SEATS, BLUETOOTH, KEYLESS ENTRY
KELLEY BLUE BOOK VALUE $14,000
$11,990

2015 HYUNDAI SONATA SE
POWER SEAT, BACK UP CAMERA, BLUETOOTH, ALL POWER
KELLEY BLUE BOOK VALUE $15,000
$12,970



2013 TOYOTA PRIUS V
GREAT MPG HYBRID!
KELLEY BLUE BOOK VALUE $15,903
$13,894

2016 HYUNDAI SANTA FE SPORT
AUTO, PW/PL, KEYLESS ENTRY, BLUETOOTH
KELLEY BLUE BOOK VALUE $17,000
$14,980

2009 JEEP WRANGLER
4X4, AUTOMATIC
KELLEY BLUE BOOK VALUE $16,013
$14,990



2017 HYUNDAI SONATA SPORT
SUNROOF, BACKUP CAMERA, ANDROID AUTO
KELLEY BLUE BOOK VALUE $19,385
$17,990

2015 JEEP CHEROKEE
LEATHER, BACKUP CAMERA
KELLEY BLUE BOOK VALUE $21,375
$18,990

2015 HYUNDAI AZERA
LEATHER, NAVIGATION, COOLED SEATS
KELLEY BLUE BOOK VALUE $20,640
$18,990

2016 HYUNDAI SONATA HYBRID
LIMITED ULTIMATE PACKAGE, FULLY LOADED AND LIKE NEW
KELLEY BLUE BOOK VALUE $23,500
$21,900

2015 HYUNDAI GENESIS
TECH PACKAGE, NAVIGATION, PANORAMIC MOON ROOF, MINT
KELLEY BLUE BOOK VALUE $28,700
$26,500

2016 HYUNDAI GENESIS
LEATHER, NAVIGATION, PANO-ROOF, ONLY 13K MILES
KELLEY BLUE BOOK VALUE $31,973
$29,990

RED HOAGLAND HYUNDAI
6375 Cypress Gardens Blvd. (SR540)
Winter Haven, Florida 33884
863-326-6999

REDHOAGLAND.COM

SINCE 1947 (72 YEARS)

All prices plus tax, tag, title and $699 dealer fee. Photos for illustration purposes only. Only one gift card per family with ad. Vehicles subject to prior sale.

CENTRAL FLORIDA'S #1 PRE-OWNED DEALER
VIEW ALL OF OUR INVENTORY

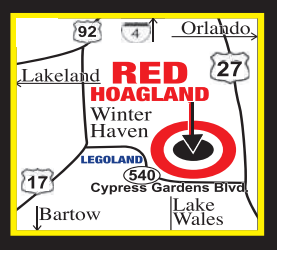

LLHB3020

FAITH & FAMILY

Saturday, December 15, 2018 SECTION B

PAUSE & CONSIDER
Jan Merop

Mine

When we first came together as an enfolded family blending our two single-parent families into one, adjustments would surely follow.

Our three sons each needed his own space and the ability to develop his own giftings. But they also needed to find common ground and share their things as well as their abilities.

They had had nine months to get to know each other, but like the birthing of a newborn, our marriage and the resulting brotherhood would need time to mature and develop. They chose to share a room for sleeping in our new house. That left one room as a toy/rec room and a loft room for other imaginary play.

The outdoors gave them the room to roam and explore in the woods as well as build a fort. Doing these things as brothers began to solidify their relationship. The bonding we observed blessed our hearts and is a joy to us to this day.

To onlookers, we were a family of yours, mine and ours. But we made it abundantly clear to any who would listen that we were a family of "mine" first of all. Within our family, we did not split up into categories. God had spoken into our lives and orchestrated events so that we would be his family above all. We belonged together.

As Christmas approaches, one of the things God is saying is "You are mine" as we read in Isaiah 43: 1, NKJV.

"But now, thus says the Lord, who created you … Fear not, for I have redeemed you; I have called you by your name; You are Mine."

Once the boys knew we were getting married and would be a family, our youngest son (at the time, 5 years old) began jumping up and down and saying, "We're going to be a family. We're going to be a family."

Family meant stability. It meant belonging. It meant home.

And, as Jesus left his heavenly home so that he could personally speak into our lives, he was offering believers stability in his everlasting love. He declared in 1 John 3: 1, "Behold what manner of love the Father has bestowed on us, that we should be called children of God."

We belong to him and so he promised a home for all eternity as we see in John 14:1 & 3b, "Let not your heart be troubled; you believe in God, believe also in Me. In My Father's house are many mansions … I go to prepare a place for you … that where I am, there you may be also."

"Mine." Selah

From father to son

Church leadership changes hands

By KIM LEATHERMAN
Staff Writer

SEBRING – Kevin Ahrens has been a pastor at First Baptist Church of Lake Josephine for the past 12 years. He has been pastorate for 40 years, and will soon be retiring. He is passing his mantle to his son, Stephen Ahrens, at 10 a.m. Sunday, Jan. 13 during the service.

Kevin led an admittedly colorful life as a youth in New York before he became a born-again Christian at 19 years old. During the previous years, he said, he was "turned on, tuned in and dropped out."

"I never wanted to be a pastor," Kevin said. "I wanted to be a school teacher, which is why I have a B.A. in science and a master's (degree) in science. I taught school for six years. It was while I was in school that I started working as a youth pastor on the weekends and summer. I could see that I could touch more people's lives in that. Game change: I went back to seminary, started pastoring and that was 40 years ago. I kind of slipped into it later on."

Kevin answered God's calling and began his career as a pastor in North Carolina followed by South Carolina, Texas and he spent 18 years in Tampa before heading to Highlands County.

He and his wife Pat have three children, Stephen, Sandy, who passed away at the age of 7, and Crystal, who is a science teacher in Sebring.

Kevin intended on retiring in a few years but God had other plans for he and Pat.

"My daughter has identical twin girls that were born in March," he said. "I was going to retire in a few years, but she needed our help with the babies, so we moved the date up. We will be full-time pop-pop and nanna."

COURTESY PHOTO

Pastor Stephen Ahrens is seen here with his wife, Kim Lyn, and their two kids. He will soon be pastoring at First Baptist Church of Lake Josephine.

Stephen Ahrens was invited to preach at a revival at First Baptist Lake Josephine last February. He preached for a week and and felt a strong connection

PASSING | 10B

COURTESY PHOTO

Pat and Kevin Ahrens will soon be babysitting their twin grandchildren full time. Pastor Kevin Ahrens will hand the baton to his son.

Sager sets goals and maintains positive outlook despite difficulties

POSITIVELY Thinking

By MELISSA MAIN
Staff Writer

SEBRING — During the past year, Jessica Sager Hartline has faced the death of her sister and a divorce, but she maintains a positive attitude and is determined to continue setting goals and striving for success in her personal and professional life.

A couple of Jessica Sager Hartline's favorite Bible verses
5 Those who sow with tears will reap with songs of joy.
6 Those who go out weeping, carrying seed to sow, will return with songs of joy, carrying sheaves with them.
Psalm 126:5-6
These verses tell me that life's not always going to be easy, but there's a reward at the end of it, Sager said.

"Life is not happily ever after in the Bible," Sager said. "There's so much messed up stuff in there." Joseph was sold by his brothers into slavery, but in the end he rose to a position of power. People in the Bible faced difficulties, too. It's how they responded that is inspirational.

COURTESY PHOTO/GET FISH SLAPPED MARKETING

Jessica Hartline's smile and positive outlook remain undaunted even though difficult circumstances have frequented her path.

"Growing up in church, we want that perfect box," Sager said. "We want a perfect family. When yours doesn't look like that, it takes a while to wrap your head around it."

Yet realizing that your life isn't the way you want is often the first step towards a better life. "If you want your life to look differently, you have to change it," she said. "No one's going to do it for you."

Sager sets goals for herself. She has one-year goals, five-year goals and 10-year goals, and she achieves those goals through discipline. To reach her spiritual and fitness goals, she exercises and has devotions every day.

Reaching a goal usually isn't done in one big leap; instead, she believes that success usually comes one small step at a time. She keeps stepping towards her goals by developing habits that help her reach them. That way

POSITIVE | 10B

KEVIN'S KOMMENTS
Kevin Patterson

All authority!

As the crowded airliner was about to take off, the peace was shattered by a 5-year-old boy who picked that very moment to throw a tantrum.

No matter what his frustrated and embarrassed mother did to try to calm him down, the boy continued to scream furiously and kick the seats of those around him.

Suddenly, from the rear of the plane, an elderly man in the uniform of an Air Force general slowly walked up the aisle. Stopping the flustered mother with an upraised hand, the white-haired, soft-spoken general leaned down and, motioning toward his chest, whispered something into the boy's ear. Instantly, the boy calmed down, gently took his mother's hand, and quietly fastened his seatbelt. All the other passengers burst into spontaneous applause.

As the general slowly made his way back to his seat, one of the cabin attendants touched his sleeve. "Excuse me, General," she asked quietly, "but what magic words did you use on that little boy?" The old man smiled serenely and replied, "I showed him my pilot's wings, service stars, and battle ribbons. Then I explained that those emblems entitled me to throw one passenger out of the plane door on any flight I choose."

A general is a man of great authority. He is over many men, and each of those men strictly follow each one of his commands. However, an earthly general's authority is limited. It may be limited only to the soldiers who serve under him. It may be limited only to his branch of the military. Or, it may be limited only to the nation under which he serves. But, there is One whose authority is without limits, and that One is Jesus Christ.

After Jesus had been crucified, buried in a tomb, and resurrected on the third day, Matthew 28:16-20 records the following account before His ascension into Heaven: "But the eleven disciples proceeded to Galilee, to the mountain which Jesus had designated. When they saw Him, they worshiped Him; but some were doubtful. And Jesus came up and spoke to them, saying, "All authority has been given to Me in heaven and on earth. Go therefore and make disciples of all the nations, baptizing them in the name of the Father and the Son and the Holy Spirit, teaching them to observe all that I commanded you; and lo, I am with you always, even to the end of the age.""

After Jesus established that He had been given "all authority," He gave His disciples the command to go and make other disciples of all the nations. This would be accomplished in two

KOMMENT | 10B

Coping with grief … and Christmas: Part 2

GRIEF & HEALING
JoMarie Grinkewicz

Find comfort in the spiritual truths of Christmas.

Allow yourself moments of prayer. Reflect on what is most meaningful to you. This Christmas may not be joyful but can still be an opportunity to give thanks for the life that came into this world at the birth of Jesus. Reflect on the traditional hymns and apply the words to your faith and your grief. Don't be afraid to ask God for comfort and peace. Remember, too, it is even normal and acceptable to have feelings of warmth and to laugh even while we grieve.

Some additional help and understanding:

Remember that everyone grieves differently, even within the same family. Allow each to express their feelings even though they may contrast with yours. Try to accommodate each person's wishes.

If you are a family member, friend, or associate of one who is grieving, you may feel frustrated with his or her "stuckness." You may feel baffled that this person is grieving over someone who had been sick for a long time and expected to die. You may ask how one could grieve for so long and deeply over a miscarriage. You may wonder why a person would grieve over someone who did not treat them kindly; indeed, you may question how that deceased is even deserving of this person's grief. Or, perhaps you don't understand how someone could grieve over a pet. You may feel such grief in these circumstances is misguided and unnecessary. Please don't judge the griever.

Please don't discount your grief or the grief of others. This isn't a time to compare or compete whose grief is greater. Labeling one's grief as "less than" simply because their status in the family is considered less important or their relationship with the deceased was deemed less important – such attitudes cause anguish for many. An example might be the grief of a divorced spouse. Sometimes it happens in families where the deceased has two sets of children – the grief of one set might be discounted by the other. Or, sometimes this is experienced by a member who has disappointed the family due to choices made. Other times grief is readily dismissed when the death of their loved one occurred after a long-time illness, at an old age or due to reckless behaviors and choices such as addiction, criminal activities, and suicide. As is often the case, these mourners feel isolated, shamed, and judged by society, sometimes even within their church communities. Yet, the deceased person was someone that they loved. Even such mourners deserve a kind acknowledgement of their grief. In such instances, we are called upon to put our own criticisms, fears and judgments aside and reach out to these mourners to acknowledge their loss. By so doing, we can sanction their grief and extend the love Jesus would have us give. While we may not embrace the lifestyles or choices of the deceased, we can still understand the pain their family members and friends suffer.

Allow children and teens space to grieve in their own ways. Be prepared for any reaction from children. Be patient with anger or meanness. Be careful of the child trying to be strong for you; they need to grieve as well. Become informed about grief and give children and teens space when they need it, alone or with the support and security of friends.

Please don't judge the griever. You may not understand the full meaning that death means to the griever. Their grief is probably multi-faceted – it could represent a loss of purpose, loss of companionship, loss of security, loss of identity, lost opportunity or so much more. Rather, recognize that the griever needs love, kindness, and patience. James 1:4 – "Let patience have its perfect work, that you may be perfect and complete, lacking nothing."

1 Corinthians 13:4-8 – "Love is patient, love is kind. It does not envy, it does not boast, it is not proud. It does not dishonor others, it is not self-seeking, it is not easily angered, it keeps no record of wrongs. Love does not delight in evil but rejoices with the truth. It always protects, always trusts, always hopes, always perseveres. Love never fails."

Lord, thank you for the beautiful gift of life. Please lead me and guide me as my Lord and Savior. Father, as I struggle through this valley, thank you for the blessings in my life. As I cry in despair, please draw near and soothe my heart. Guide me to be patient and kind, and to reach out to those that love me. Lord, help me to grow and be transformed through this situation into a more compassionate and loving being.

JoMarie Grinkiewicz is involved in GriefShare, an adult grief support group, and Rainbows for All God's Children, a children's grief support group, at Catherine Catholic Church. For more information on either group, email JoMarie at jomarie@stcathe.com.

Remain calm while parenting

LIVING WITH CHILDREN
John K. Rosemond

Most of the stuff today's parents worry about – and let's face facts ... the worrier in question, the worrier supreme, is almost always the mother (not because of some weakness, but simply because she consumes parenting media that, as a rule, generate lots of worry) – is not worth the emotional energy. Left alone, it will "come out in the wash," as they say, "they" being parents who understand that children are odd.

Yes, children are odd. Sometimes, they are even weird. They do odd, strange, weird, bizarre, inexplicable things that, in most cases, concerning most kids, have no meaning at all in the sense of being indicators of deep, dark problems embedded in their supposedly delicate psyches. Furthermore, most of the odd, etc. things they do are completely unrelated to and disconnected from the manner in which they have been raised. "You are not the cue ball in your child's life," I tell my audiences around the USA. "Your child was born with free will – both a blessing and a curse."

Fifty-plus years ago, before professional parenting experts (Who, me?) began muddying up America's parenting waters with psycho-garbage, there existed a parenting vernacular that is no longer in common use. It consisted of pithy phrases like "Children should be seen and not heard" and "You made this bed, so YOU are going to lie in it." One such pithiness was "Every child has a mind of his own." In eight words, that expressed what I used more than fifty to express in the above paragraph. My mother, her mother, her mother's mother, and so on down the line knew that no matter how "good" their parenting was by any standard, their children were still capable, on any given day, of despicable. And no matter how smart their children were, they were capable, on any given day, of moronic behavior. So are yours. You are not your child's personal savior, put in his life to save him from the wages of sin, to insure his admission to Heaven or his passage into perpetual Nirvana, whatever your tastes may be.

So, back to the point. Have you ever noticed that the parents who seem to have the most well-behaved children tend to be, as a rule, very laid back? They're not worrying about much, if anything. That's because worry is self-fulfilling. When you worry about something, the something in question becomes more likely. Worry is also paralyzing, meaning that if the something you worry about does happen, your head is filled with so much confusion that you don't know what to do about it. Parents who don't worry, when worrisome things happen, simply deal with them ... one at a time. Because they don't worry, they are capable of acting effectively when their kids confuse free will with freedom. They don't think that every stupid, odd, sociopathic thing their kids do predicts some future apocalypse. They just deal, one thing at a time.

In this dealing, they have but one goal: to make the child fully responsible for what he or she did or didn't do. They mete out consequences such that the child bears the full emotional weight of the problem. The rule is: When a child does something bad, the child, and only the child, should feel bad about it. With some kids, the ones with especially hard heads, getting the message across makes the average mental health professional gasp.

The typical parent who is reading this is a good parent. You are doing your best. People who don't fit that description don't read stuff like this. So, relax. Take a load off. Let the chips in your child's life fall where they may and deal with the resulting messes one at a time with the calm conviction that you're doing what you should and that it's high time your child started doing what he should.

Family psychologist John Rosemond: johnrosemond.com, parentguru.com.

Wintley Phipps inspires in Genesis Center concert

COURTESY PHOTO

Grammy Award-nominated vocal artist Wintley Phipps was live in concert on Dec. 1 at the Genesis Center in Lake Placid. When not singing from the heart, Phipps gives from the heart by working with youth of incarcerated parents.

WORSHIP & PRAISE
DIRECTORY

"Blessed is the nation whose God is the Lord" - Psalm 33:12

ANGLICAN

New Life Anglican Fellowship
10 N. Main Ave, *(Woman's Club)*
Lake Placid, FL 33852
Sunday Worship, 10 a.m.
Teaching, Holy Communion, Music,
Fellowship, Healing Prayer.
The Rev. **JEFFREY GROSSMAN,** *Catechist-Pastor*
833-369-5433
jeffg@newlifeanglicanlp.com
"PASTORAL AND SPIRITUAL"

APOSTOLIC

New Life Fellowship
Pastor **J.P. FULLER**
Sunday Morning Worship, 10:45 a.m.
Sunday School 10:00 a.m.
Thursday Evening Worship 7:00 p.m.
2213 Rainbow Avenue
Sebring
(corner of Youth Care Lane & Rainbow Ave.)
863-314-6427
facebook.com/NLFSebring

ASSEMBLY OF GOD

First Assembly of God
4301 Kenilworth Blvd., Sebring
Service Times:
Sundays
10:30 a.m. & 6:30 p.m.
Wednesdays 7 p.m.
Pastor **TRENT MORGAN**
863-385-6431

ASSEMBLY OF GOD

Christ Fellowship Church (Assembly of God)
2935 New Life Way, Sebring, FL, 33870
Sunday School, 9 a.m.
Morning Worship, 10 a.m.
Evening Worship, 6 p.m.
Wed. Worship, 7 p.m.
Pastor **ROBERT MATHEWS**
Bearing His Name; Preaching His Doctrine; and Awaiting His Coming.
"Worshiping God in Spirit and in Truth."
863-214-7053

ASSEMBLY OF GOD

First Assembly of God
327 Plumosa Street, Lake Placid
Sunday Service 10:45 am
Wed. Bible Study 7 pm
Wed. Youth 6:30 pm
Rev. **JOHNNY M. BRYANT**
Everyone Welcome!
863-465-2363
firstassemblylp327@gmail.com

BAPTIST

Athens Baptist Church
6510 W. Bereah Rd.,
Located off Avon Park cut-off Rd.
Worship and a Country Welcome Await You!
Sunday School 10:00 am
Sunday Worship Services
11:00 am & 6:00 pm
Communion First Sunday of Quarter
Fifth Sunday Covered Dish Social Following 11am Service
Pastor **MIKE ADAMS**
863-381-2953
A Church after God's Own Heart

BAPTIST

Avon Park Lakes Baptist
The Home of Cornerstone Christian Academy
863-453-0894
Pastor **GEORGE HALL**
Contemporary Service 8:30 am
Sunday School 9:45 am
Blended Service 11:00 am
Evening Service, Children, and Youth 6:00 pm
Wednesday Classes for Everyone 6:15 pm
2600 N Highlands Blvd.,
Avon Park, FL 33852
863-452-6556
www.aplbc.info

BAPTIST

Faith Baptist Church
A Family of Faith!
660 Holmes Avenue,
Lake Placid, FL 33852
Sunday School 9:30 a.m.
Sunday Worship Services
10:45 a.m. & 6 p.m.
Wed. Prayer Bible Study
10 a.m. & 6 p.m.
Ladies Bible Study
Tuesday 10 a.m.
"The End of the Age" Daniel Bible Study Thursday 6 p.m.
Pastor **BILL COLE**
863-465-0060
www.faithbaptistchurchlp.com
faithbaptistlp@embarqmail.com
Loving God – Loving People – Making Disciples

BAPTIST

Fellowship Baptist Church
1000 Maxwell St., Avon Park, FL 33825
Sunday School 9:30 a.m.
Morning Worship 10:45 a.m.
Wed. Eve. Service 7 p.m.
Children/Youth 7 p.m.
863-453-4256
Fax: **453-6986;** email:
office@ap-fellowship.org
www.ap-fellowship.org

BAPTIST

First Baptist Church of Avon Park
100 N. Lake Ave.
Sunday School, 9:30 a.m.
Worship, 10:45 a.m.
Children's Church, 10:45 a.m.
Evening Worship, 6 p.m.
Nursery provided both services.
Wed. Night Adult Prayer Meeting/Bible Study 6:00 p.m.
Rev. **JON BECK,** senior pastor;
MATTHEW PRICE, minister of youth
JOY LOOMIS, director of music.
863-453-6681
www.fbcap.net

BAPTIST

First Baptist Church of Lake Josephine
111 Lake Josephine Dr., Sebring
SUNDAYS:
Bible Study
Adults 8:30, 9:30 & 11 AM
Children's Church 10 AM
Children Bible Study: 11 AM
Youth Bible Study: 11 AM
Worship
9:30 AM Contemporary
11 AM Traditional
6 PM Evening Worship
Wednesdays
5:30 PM Supper
6 PM Youth Bible Study & Activities, Adult Bible Study & **AWANA** for Kids!
Dr. Stephen Ahrens, Pastor
863-655-1524
www.fbclakejosephine.com

BAPTIST

First Baptist Church of Lake Placid
Sunday Service:
9 a.m. & 10:45 a.m.
Wednesday Service:
5 - 6 p.m. Family Dinner
6:15-7:30 p.m. Student Ministries & Discovery Bible Study
119 E. Royal Palm St., Lake Placid
863-465-3721
www.fbclp.com

BAPTIST

First Baptist Church, Sebring
200 E. Center Ave.
Group Bible Studies, 9:15 a.m.; Blended Service,10:30 a.m.; Mision Bautista Hispana, 2 p.m.; Sunday Evening Worship, 6 p.m. Wed. night programs at the ROC begin at 5:30 p.m., church begins 6 p.m. AWANA Wednesday 6-7:30 p.m. Preschool and Mother's Day Out for children age 6 weeks to 5 years old. **DR. DEREK LAMBERT,** pastor, **MARK HEBERT,** associate pastor, minister of music and senior adults **LONNIE HILL,** pastor of students and **DIXIE KREULEN,** preschool director
863-385-5154
863-385-4704
www.fbcsebring.com

BAPTIST

Independent Baptist Church
Pastor **JOSHUA GOODWIN**
Sunday School 9:30 am
Worship 10:30 am
Sunday Evening 6pm
Wednesday 7pm
Wednesday
Kids Program 7:00 pm
5704 CR 17S, Sebring, FL 33876
863-655-1899
ibcsebring.com

BAPTIST

Leisure Lakes Baptist Church
808 Gardenia St., Lake Placid
(just off of Miller at the west end of Lake June)
Sunday School, 9:30 a.m.
Sunday Worship, 10:45 a.m.
Sun. Eve. Service, 6 p.m.
Wed. Prayer Meeting & Bible Study, 6 p.m.
863-699-0671
"Where the old fashion gospel is preached."

BAPTIST

Maranatha Baptist Church
35 Maranatha Blvd., Sebring
9:00 a.m. Sunday School
10:15 a.m. Worship
6:00 p.m. Eve. Service
6:00 p.m. Wednesday Bible Study
Senior pastor **TERRY PRICE**
863-382-4301

BAPTIST

Sunridge Baptist Church, (SBC)
3704 Valerie Blvd., Sebring
(U.S. 27 & Valerie, across from Florida Hospital)
Sunday School, 9:30 a.m.
Morning Worship, 10:45 a.m.
Sun. Eve. Service, 6:30 p.m.
Wednesday: Prayer, Bible Study, and Youth – Children in Action, 6:30 p.m.
TIM FINCH, pastor
Nursery provided
863-382-3695
sbc@centurylink.net

BAPTIST

Southside Baptist Church
379 S. Commerce Avenue • Sebring, FL 33870
863-385-0752
David C. Altman, *Pastor*
Ryan Myhre, *Associate Pastor*
Sunday – 9:00 AM - Coffee and Fellowship
9:30 AM - Sunday School for all ages
10:45 AM - Morning Worship
(Children's Church for K-5th Grade)
6:00 PM - Evening Service
Wednesday – 6:15 PM AWANA
6:30 PM – Student Ministry Bible Study
6:30 PM – Parenting Class
7:00 PM – Mid-Week Prayer Time
Mysouthsidebc.com

BAPTIST

Whispering Pines Baptist Church
303 White Pine Dr., Sebring, FL 33872
Sunday Bible Study for all ages, 9 a.m.
Sunday Worship 10:30 a.m. & 6 p.m.
Thursday Prayer, 11 a.m.
Pastor **STEVE TRINKLE**
"To know Christ and make Him known."
Minister of Worship-**Tony Pangle**
863-382-6265

BAPTIST

Sparta Road Baptist Church
4400 Sparta Road, Sebring, FL 33875
Sunday Services:
Sunday School 9:30 a.m.
Worship 11:00 a.m.
Wednesday:
Prayer and Bible Study 6:00 p.m.
Interim Pastor
ED HOWELL
863-382-0869
www.srbchurch@embarqmail.com
info@spartaroad.com

BRETHREN

Lorida Church of the Brethren
332 Palms Estate Rd., Lorida, FL 33857
Sunday school, 9:30 a.m.
Worship Service, 10:30 a.m.
Pastor **ROBERT CHAPMAN**
863-655-1466

C&MA

Alliance Church of Sebring
A Church of The Christian & Missionary Alliance
4451 Sparta Road, Sebring, FL 33875
Sunday School 9:00 a.m.
Family Fellowship 10:00 a.m.
Worship Service 10:30 a.m.
Wed. Adult Prayer 6:30 p.m.
Friends Zone (K-5)
Middle School Encounter
Rev. **STEVE HAGEN** *Pastor*
863-382-1343

CATHOLIC

Our Lady of Grace Catholic Church
595 E. Main St., Avon Park, FL 33825
863-453-4757
Fr. **NICHOLAS MCLOUGHLIN**, *Pastor*
Saturday Vigil Mass 4 p.m. *English*, 7 p.m. *Spanish*
Sunday Mass 8 a.m. & 10:30 a.m.
Daily Mass Mon.-Fri. 8 a.m.
Saturday Confessions 3:30 *English*, 6:30 *Spanish*
Religious Education class K-5th Sun. 9 a.m.
6th - 12th grade, Wed., 6:30 - 8:30 p.m.

CATHOLIC

Saint Catherine Catholic Church
820 Hickory St., Sebring, FL 33870
Tel: **863-385-0049**
Spanish: **863-385-6762**
www.stcathe.com
email: **office@stcathe.com**
Pastor: Very Reverend **JOSE GONZALEZ**, V.F
Mass Schedule
Saturday 9 am & Vigil Mass 4:00 pm
Sunday 8 am & 10 am
Monday – Friday 8 am & 12pm
Sunday Spanish Mass 12 pm
First Friday Mass 6pm
First Friday Confessions 7:15 am to 7:45 am
Saturday Confessions 3:00 pm – 3:45 pm

CATHOLIC

Saint James Catholic Church
3380 Placidview Drive
Lake Placid
Mass schedule:
Saturday 4 p.m. (vigil)
Sunday 8 a.m. & 10 a.m.
Weekdays 9 a.m.
Holy Days 9 a.m.
& 7 p.m. (vigil)
Christmas Masses
Dec. 24th 5:30 p.m. & 10 p.m.
Dec. 25th 8a.m. & 10 a.m.
First Saturday each month:
Healing Mass 9 a.m.
Father **VINCENT CLEMENTE,** pastor
863-465-3215

CHRISTIAN

Avon Park Christian Church
1016 West Camphor St., Avon Park, FL 33825
Office: **863-455-5334** Fax: **863-453-9773**
APCC Pastor **GREG L RATLIFF**
Worship Services:
Sunday 9 a.m. & 10 a.m. ; Wed. 6 p.m.
Contemporary & Traditional Worship
Spanish Services Tues 7 p.m. & Sat. 6-9 p.m.
Pastor **ROBERTO RENTIERA**
Youth Director - **MIKE MIRANDA**
Youth Meetings - Wed 6 p.m. & Sun 9 a.m.
Weight Watchers Tues. 6 p.m., Thurs. 9:30 a.m. & Fri 10 a.m.
Contact us Mon - Fri 8 a.m. - 12 p.m. for more information
Email - **Apcc.2017@yahoo.com**
Web: **www.avonparkchristianchurch.com**

CHRISTIAN

Cornerstone Christian Church
1003 W. Pine St., Avon Park, FL 33825
Sunday School, 9 a.m.
Worship, 10 a.m.
Wednesday Bible Study Fellowship, 6 p.m.
TOBY CRIBBS, Pastor **863-655-1377**
JOHN CARTER, Music Minister **863-214-1093**
"…built on the foundation of the apostles & the prophets with Jesus Christ Himself as the Chief Cornerstone."
To Love Christ ~ To Love People

CHRISTIAN

First Christian Church of Sebring Disciples of Christ
510 Poinsettia Ave. Sebring, FL 33870
385-0352
Rev. Alan Brown
Sunday Worship 10:30 am
Open door Adult Sunday School 9am.
Continental breakfast 9:45-10:15.
Bible Study 11 am every Tuesday with Ron Colwell

adho-3639999-1

WORSHIP & PRAISE DIRECTORY

"Blessed is the nation whose God is the Lord" - Psalm 33:12

CHRISTIAN

Sebring Christian Church
4514 Hammock Road, Sebring, FL 33872
Sunday Worship, 9:30 a.m.
Sunday School, 11 a.m.
Wednesday night meals, 5:30 p.m. followed by classes at 6:30 p.m.
Alzheimers Caregivers Support Group meets at 1 p.m. Thursdays.
TOD SCHWINGEL, Preacher
STEPHANIE POWELL, Children's Director
RUSTY WAYCASTER, Youth Minister
863-382-6676

CHURCH OF BRETHREN

Church of the Brethren
700 S. Pine St., Sebring, FL 33870
Pastor **DAVID SMALLEY**
Sunday:
Church School, 9 a.m.
Morning Worship, 10 a.m.
Wed.: Temple Choir, 7:30 p.m. Wed.: Family night 5:30-7:30 p.m.
863-385-1597

CHURCH OF CHRIST

Heartland Family Church of Christ
452 Fox Trail, Sebring, FL
Sunday AM 10:00
Sunday PM 6:00
Wednesday PM 6:00
Minister **HUGH LIDDLE**
863-991-3071
Minister **DAN LUIDHARDT**
www.hfcoc.com

CHURCH OF CHRIST

Lake Placid Church of Christ
235 E. Hibiscus St., Lake Placid
Mail: P.O. Box 1440, Lake Placid, FL 33862
Bryan Naugle, Evangelist
Sun. AM worship, 10 a.m.
Sun. eve. worship, 6 p.m.
Bible class, 9 a.m.
Wednesday eve., 7 p.m.
All are invited to join us.
863-465-4636
www.thelordsway.com/lakeplacidcofc

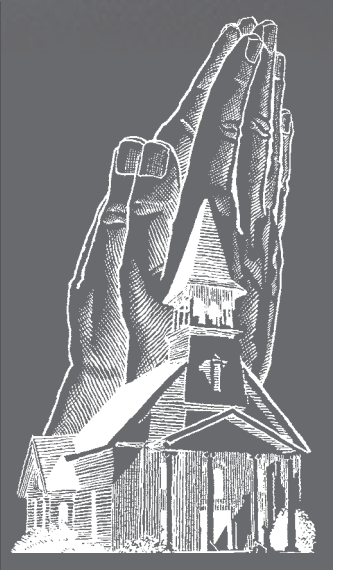

CHURCHES OF CHRIST IN CHRISTIAN UNION

Community Bible Church
1400 C-17A North *(truck route),* **Avon Park.**
The House of Prayer
Sunday morning worship service, 10:30 a.m.
Nursery provided
Junior Church activities at same time for K-6 grade.
Sunday School Bible hour (all ages), 9:30 a.m.
(Transportation available)
Sunday evening praise and worship service, 6 p.m.
Tuesday morning 10 a.m. Prayer Time
Wednesday evening prayer service, 7 p.m.
Children and youth activities, 7 p.m. Wednesday.
Everyone is welcome.
Presenting Jesus Christ as the answer for time and eternity.
DR. DAVID LAWSON, Pastor.
863-452-5643

CHURCH OF GOD

Living Waters Church of God
4571 Sparta Rd., Sebring, FL 33875
Sunday Worship, 10 a.m.
Sunday Eve., 6:30 p.m.
Wednesday Worship, 7 p.m.
TERRY DAVIS, Pastor
863-385-8772

CHURCH OF NAZARENE

Church of the Nazarene of Lake Placid
512 W. Interlake Blvd., Lake Placid, FL 33852
Adult Sunday school, 9:30 a.m.
Morning worship, 10:45 a.m.
Wednesday evening: All church meal, 6 p.m.
Christian Life Study, 6:45 p.m.
Winter Life groups pending.
Pastor **TIM TAYLOR**
863-446-1339

CHRISTIAN

Eastside Christian Church
101 Peace Ave. Lake Placid
Sunday School 9:00 a.m.
Morning Service 10:15 a.m.
Wednesday
Bible Study 6:00 p.m.
Pastor: Ray Culpepper
863-465-7065

EFCA

The Church of the Way
1005 N Ridgewood Dr., Sebring
"A PLACE FOR YOU"
Pastor: John E. Nelson
SUNDAY:
Adult Sunday School 9 a.m.
Fellowship Time 10-10:30 a.m.
Sunday Worship 10:30-12 p.m. Noon
Children's Sunday School 10:30-12 p.m. Noon
WEDNESDAY:
Evening Prayer 6:15 p.m. • Bible Study 6:30-7:30 p.m.
Join us in the Church Fellowship Hall with Handicap Facilities, for a casual, blended worship, fellowship & prayer in a warm & friendly setting!
thechurchofthewaysebring@gmail.com
863-471-6140
www.thechurchofthewaysebring.org

EPISCOPAL

St. Agnes Episcopal Church
3840 Lakeview Dr., Sebring, FL 33870
Sunday Services: Holy Eucharist (said) 7:30 a.m.
(sung) - 10:30 a.m.
and Wed. 10 a.m.
Bible study, Wed. 6 p.m.,
Visitors are always welcome.
Father **SCOTT WALKER**
stagnes@stagnessebring.org
863-385-7649

EPISCOPAL

Saint Francis of Assisi Anglican Episcopal Church
Pastor: Reverend **ELIZABETH L. NELSON**
Sunday Worship 8 a.m. & 10:30 a.m.
Wednesday 6 p.m. Evening Prayer
Thursday 9 a.m. Holy Communion
43 Lake June Rd., Lake Placid, FL 33852
863-465-0051
Call Thrift Store for Hours:
863-699-0221
www.wearethelight.org
Find us on Facebook

GRACE BRETHREN

Grace Church of Sebring
3599 Thunderbird Rd. Sebring, FL 33872
Sunday services at 9 a.m. & 10:45 a.m.; Wednesday services 7 p.m.
Grace church envisions making disciples who become equipped to make disciples, a community growing in membership, maturity, and influence in the coming generation.
Children's ministries offered during each service.
BENJAMIN RUSSELL Campus Pastor
DR. RANDALL SMITH Teaching Pastor
(863) 835-0869
www.sebringgrace.org

LUTHERAN

Atonement Lutheran Church-ELCA
1178 S.E. Lakeview Dr., Sebring
Sunday worship service with open communion 9:30 a.m.
Interim Pastor
DAVID THORESEN
863-385-0797
www.atonementlutheranfl.com

LUTHERAN

Christ Lutheran Church Avon Park – LCMS
1320 County Road 64,
1/2 mile east of Avon Park High
School past the four-way stop sign. Sunday Divine Worship, 10 a.m. Holy Communion is celebrated every week with traditional Lutheran Liturgy, hymns and songs of praise. Fellowship time with coffee and refreshments follows worship. Come worship and fellowship with us.
Pastor **SCOTT MCLEAN**
863-471-2663
christlutheranavonpark.org

LUTHERAN

Faith Lutheran Church LCMS
2740 Lakeview Dr., Sebring, FL 33870
ROBERT J. MAULELLA Pastor
Worship Service 9 am
Sunday School/ Adult Bible Study 10:15 am
2018 Advent, Christmas, and New Year's Eve Schedule
Weds, Dec. 5th, 12th & 19th
Advent Supper is 5pm
Advent Svc is 6 pm
Christmas Eve Candlelight Service 7pm
New Year's Eve Service 4 pm
www.faithlutheransebring.com

LUTHERAN

New Life Lutheran ELS/WELS
3725 Hammock Rd., Sebring, FL 33872
Sunday Worship, 10 a.m.
Bible Study &
Sunday School 9 a.m.
863-385-2293
www.newlifesebring.com

LUTHERAN

Resurrection Lutheran Church-ELCA
324 E. Main St. Avon Park ***(at Memorial Dr.)***
Effective: Suday October 14th
Sunday School 8:30 am
Sunday Worship: 9:30 a.m.
Pastor Rev.
JOHN C. GRODZINSKI
Open Communion all services
rlcavonpark.com
"God's Work, Our Hands."
863-453-6858

LUTHERAN

Trinity Lutheran Church
25 Lakeview St. Lake Placid, FL 33852
Worship Service 10 a.m.
www.TrinityLutheranlp.com
Rev. **RICHARD A. NORRIS** Pastor
863-465-5253
Trinity Tots Preschool
Ages 3-4 (A VPK Center)
Lic. #C10H10020)
863-465-6313
SUSAN NORRIS, Director
Home of
"The 500th Anniversary Reformation Mural"

METHODIST

Memorial United Methodist Church
500 Kent Avenue, Lake Placid
www.memorialumc.com
863-465-2422
Rev. **MELANIE FIERBAUGH**
Sunday Services:
8:30 a.m. & 10:45 a.m.
Nursery Care: 9:15 a.m.
Youth Fellowship: 5:00 p.m.
Lakeview Christian School
K3 to Grade 8
863-465-0313

METHODIST

Sebring First United Methodist Church
126 Pine St., Sebring
Sunday Worship
9:30 a.m. Traditional/Sanctuary
11 a.m. Contemporary/ Family Life Center
Pastor Rev. **DAVID JULIANO**
www.sebringFUMC.com
"Come be a part of our family"
863-385-5184

METHODIST

St. John United Methodist Church
Rev. **RONALD DE GENARO JR.**, Sr. Pastor
Sunday School (for all ages) 11:15 a.m.
Sunday Worship 7:45am & 9:30am (Traditional)
and 11am (Blended Service)
Nursery provided at all services
33631 Grand Prix Drive Sebring, FL 33872
863-382-1736
www.stjohnsebring.org

UNITED METHODIST

The First United Methodist Church of Avon Park
Sunday morning worship 10 AM
Seeker Service 6 PM.
Tuesday Game Day 2 PM
Rev. Barbary, Pastor
200 S. Lake Ave., Avon Park, FL 33825
863-453-3759
Fumcap.com

NAZARENE

First Church of the Nazarene of Avon Park
707 W. Main St., Avon Park.
Mailing: P.O. Box 1118., Avon Park, FL 33825-1118
Sunday: Sunday school 9:45 a.m. for all ages
Morning worship,10:45 a.m.
Evening service, 6 p.m.
Wed. Eve. service 7 p.m. with special services for children and adults.
863-453-4851

NAZARENE

Sebring Church of the Nazarene
420 S. Pine St., Sebring FL 33870
Sunday School, 9:45 a.m.
Sunday Worship, 10:45 a.m.
Sunday Evening 5 p.m.
Wednesday Evening Services, all ages, 7 p.m.
863-385-0400
www.sebringnaz.com

NON DENOMINATIONAL

Bible Fellowship Church
3750 Hammock Road, Sebring, FL 33872-4458
863-385-1024
Website: bfcsebring.com
Email: bfcfamily@bfcsebring.com
Pastor: **TODD PATTERSON**
Associate Pastor: **ANDY MCQUAID**
Pastor over Youth & their Families: **ADAM SMEHYL**
Children's Ministry Directors: **CHRIS & DANA HADDEN**
Pastor of Worship: **JORDAN TERRELL**
1st Worship & Sunday School (all ages)….9:00 AM
2nd Worship & Sunday School
(all ages except Jr. High & Sr. High Youth)…10:45 AM
(Nursery both hours)
Sunday Evening Service 6:00 PM • Weds: Youth 6-7:30 PM
Children…3 years to 5th grade *(during school year)*…6 p.m.
Prayer time….6:15 PM

NON DENOMINATIONAL

Highlands Community Church
Pastor **BRUCE A. LINHART**
Worship Times:
9:15 & 10:30 a.m.
3005 New Life Way Sebring FL 33870
863-402-1684
HighlandsCommunity.com

admo=3640001-1

CHURCH BRIEFS

Church of Buttonwood Bay

SEBRING — The Church of Buttonwood Bay has announced that the congregation is making its annual pre-Christmas contributions to various social service agencies in Highlands County to assist them in making Christmas holidays brighter for those in need. The gifts total $14,000 and will be distributed to the following organizations: Sebring Ministerial Association, The Salvation Army, Potter House, Manna Ministries, Meals on Wheels, New Testament Church and Mission, NuHope Elder Care, Peace River Center, Highlands Christmas and the Heartland Food Bank. For information, call 863-446-3695.

Youth orchestra to perform

LAKE PLACID — Faith Baptist Church of Lake Placid will host the Young Artists Symphony Orchestra, at 7 p.m. Saturday, Dec. 15, for their Christmas concert, "Here We Come A-Caroling." There is no cost, but a love offering will be collected. The church is at 660 Holmes Ave. at the corner of Holmes Avenue and C.R. 621. For information, call Amanda Klatt at 425-367-2668 or email to yasorchestra@gmail.com.

Christmas Cantata announced

SEBRING — Sunridge Baptist Church will hold their Christmas Cantata, "It All Began…" at 10:45 a.m. Sunday, Dec. 16, at 3704 Valerie Blvd. in Sebring. Compiled by Music Director Cindy Finch and narration written by Rev. Tim Finch. Presented by the Sunridge Baptist Church Adult Praise Choir.

Annual Christmas play

LAKE PLACID — First Presbyterian Church of Lake Placid will have its annual Christmas play, "I Wish You Jesus," at 4 p.m. Sunday, Dec. 16, in the historic sanctuary at 117 N. Oak Ave. The play will feature orchestra, handbells and both children's and adult's choirs. The play explores the themes of family, dreams for the future and the Christian faith. No cost to attend, but a love offering will be taken during the middle of the program. For information, call the church office at 863-465-2742.

Reality Ranch Cowboy Church

ZOLFO SPRINGS — Reality Ranch Cowboy Church will have its 5D Tom Watts Memorial Barrel Race at noon Saturday, Jan. 27, at 1980 State Road 66 in Zolfo Springs. Paul Daily of Wild Horse Ministries at 7:30 p.m.

On Sunday, Jan. 28, Tommy Brandt will be in concert at 11 a.m. with Message by Kerry Kuhn. Reality Ranch Bronc and Bull Series at 1 p.m. Concessions available and free admission. Everyone is welcome.

For information, call Randy Johnson at 863-781-1578.

CHURCH NEWS

Atonement Lutheran Church

SEBRING — The church will have a "Blue Christmas" service at 5:30 p.m. Wednesday, Dec. 19 at the church. This service is meaningful for those who find the holidays an especially hard time of year, especially for those who are lonely, depressed, mourning or depressed.

The church is at 1178 Lakeview Drive in Sebring.

Church of Buttonwood Bay

SEBRING — Pastor Cecil Hess, to celebrate the Third Sunday of Advent, will preach "Let's Travel With the Wise Men." Communion will be served. Special music by the choir and Gale Conte.

The church is on U.S. 27, four miles from Highlands Regional Medical Center. For information, call 863-446-3695.

First Baptist Church of Lake Josephine

SEBRING — Sunday, Pastor Stephen Ahrens will bring the sermon, "Pursuing Christmas 2: Behold the Lamb," at both services. Sunday night there will be a "Birthday Party for Jesus."

The church is at 111 Lake Josephine Drive in Sebring. Visit fbclakejosephine.org or call 863-655-1524.

First Presbyterian ARP Church of Avon Park

AVON PARK — Pastor Juan Carlos Unda's sermon will be "Praying," using Scripture from 1 Kings 17:17-24, James 5:14-16 and Philippians 4:6-7. Adult Sunday school class will be "Go Forward in Godliness" based on 1 Timothy 3. The choir's anthem will be "Hear the Angels Singing." The third Advent candle representing "Joy" will be lit.

The church is at 206 E. LaGrande St, in Avon Park. Call 863-453-3242.

First Presbyterian ARP Church of Sebring

SEBRING — Sunday, Pastor Darrell A. Peer will bring the sermon "Fear Not" from Luke 2:8-20.

The church is at 319 Poinsettia Ave. in Sebring. Call 863-385-0107.

Harvest House Fellowship Church

LORIDA — The church welcomes everyone to their Christmas Eve Candlelight Service at 6 p.m. Monday, Dec. 24 to celebrate our Lord and Savior's birth with song, reflection and fellowship. Snacks, refreshments and fellowship will follow service.

The church is at 1957 Blessings Ave. in Lorida (old Lorida school house). Call 863-273-5640.

Heartland Christian Church

SEBRING — Sunday, Dec. 16, Pastor Ted Moore's sermon will be "Home" from John 14:2. The public is invited. Dec. 24 at 6 p.m. will be Christmas candlelight and communion service. The church is located at 2705 Alternate Route 17 South in Sebring (behind Publix). Call 863-314-9693.

New Beginnings Church of Sebring

SEBRING — On Sunday, Pastor Gary Kindle's sermon title will be "Revive Us Lord" from Psalm 85. Bible study is Book of James Chapter 5.

The church is at The Morris Chapel, 307 S. Commerce Ave. Call 863-835-2405.

Sebring First United Methodist Church

SEBRING — Pastor David Juliano's message Sunday is "Advent Part 3: From Obedience to Joy" with Scripture from Matthew 1:18-25.

The church is at 126 S. Pine St., Sebring.

Southside Baptist Church

SEBRING — The morning service will be a children and youth Christmas presentation, "O Christmas Tree." The evening service will be "Who is Jesus?"

The church is at 379 S. Commerce Ave. in Sebring. Call 863-385-0752.

Spring Lake United Methodist Church

SEBRING — Sunday, Pastor Bill Baldwin will give the sermon, "God is Jealous" from Luke 10:27. Christmas Eve Candlelight Service will be at 6:30 p.m. Monday, Dec. 24. Refreshments at 7:30 p.m.

The church is at 8170 Cozumel Lane, Sebring. Call 863-655-0040 or email umc.springlake@gmail.com.

St. John United Methodist Church

SEBRING — Sunday, Rev. Ronald De Genaro, Jr. will bring the sermon, "God With Us Brings Joy" from Isaiah 12:2-6. Call 863-382-1736.

Sunridge Baptist Church

SEBRING — The Christmas Cantata, "It All Began…," is compiled by Cindy Finch and narration written by Rev. Tim Finch. The cantata will take place at 10:45 a.m. Sunday.

The church is at 3704 Valerie Blvd. in Sebring, across from Florida Hospital Heartland Medical Center. Call 863-382-3695.

WORSHIP & PRAISE
DIRECTORY

"Blessed is the nation whose God is the Lord" - Psalm 33:12



NON DENOMINATIONAL
New Beginnings Church of Sebring
Worship at The Morris Chapel
307 Commerce Ave., Sebring FL 33870
Bible Study every Sunday 9 a.m.
Blended Church Service 10:15
Pastor **GARY KINDLE**
Begin Your Week With Us!
863-835-2405
newbeginningschurchofsebring.com

NON DENOMINATIONAL
The Ministry Center
8475 Sparta Road, Sebring FL 33875.
Sunday School, 9:15 a.m.
Sunday Worship, 10:30 a.m.
Children's Church, 11 a.m.
Wednesday:
Youth Group, 6:30 p.m.
Worship, 7 p.m.
Pastors **LONNIE WELLS & MELINDA BROWN**
"A spirit filled church."
863-385-1125

NON DENOMINATIONAL
Union Church
106 N. Butler Ave
Avon Park
"Love God, Love People!"
Worship Services
Sun. 9:00 a.m. Traditional
Sun. 10:45 a.m. Contemporary
Wed. 6:00 p.m.
Children Wed. 5:00 p.m.
Lead Pastor: **BILL BREYLINGER**
Executive Pastor: **AARON JAHJAH**
Creative Arts Pastor: **JIM LANIER**
Youth Pastor: **EDDIE MORRISON**
Children's Pastor: **FAWN WATERMAN**
863-453-3345
"Where YOU matter to God"
www.weareunion.org

PRESBYTERIAN
Covenant Presbyterian Church (PCA)
4500 Sun N Lake Blvd
Sebring, FL 33872
Sunday Services/ Programs
Worship Service 10:25 am
Sunday School 9 am
Teaching/Equipping 5 pm
Wed. Evening Programs
Prayer Meet./Kids/Youth 6 pm
Pastor: **TOM SCHNEIDER**
863-385-3234
cpc@cpcsebring.org
www.cpcsebring.org

PRESBYTERIAN
First Presbyterian ARP Church
319 Poinsettia Ave.
Sebring, FL
863-385-0107
Rev. **DARRELL A. PEER**
Rev. **DON DAVIS**
Pastor of Visitation
Sunday School 9:30 a.m.
Fellowship Time 10:30 a.m.
Worship Service 11:00 a.m.
Wednesday:
Adult Bible Study 10:30 a.m.
Call for info on events, special classes & functions

PRESBYTERIAN
First Presbyterian Church, ARP
Rev. **RAY CAMERON**
WE INVITE YOU TO JOIN US ON SUNDAYS!
8:00 and 9:30 AM Traditional Worship
11 :00 AM Contemporary Worship
9:45 AM Sunday School
4:00 PM Middle and High School Youth Groups
WEDNESDAY MINISTRIES
7:00 PM Youth Group (6th-12th grade)
7:00 PM Adult Small Group Bible Studies 7:00 PM Nursery and Children's Ministry
117 N. Oak Ave., Lake Placid
863-465-2742
www.fpclp.com

PRESBYTERIAN
Spring Lake Presbyterian Church (USA)
5887 US Highway 98
Sebring, FL 33876
863-655-0713
Pastors **JOHN & HARRIET DAVIS**
Sunday worship 10 am
Adult Bible Study Tuesday 11 am
Choir practice Wednesday 7 pm

SEVENTH-DAY ADVENTIST
Avon Park Seventh-day Adventist Church
1410 W. Avon Blvd., Avon Park.
Sabbath School, 9:15 a.m Saturday
Worship Service, 10:50 a.m. Saturday
Wednesday prayer meeting, 6 p.m.
Senior Pastor, **J. P. O'CONNOR**
Community Service Tuesday, Thursday, 9 a.m.-2 p.m.
Call **863-453-0177**
Creation Health Nurse hours, 9 a.m.-noon Tuesday & Thursday.
Heartland Granary Natural Food Store, call **863-453-3551** for hrs.
Walker Memorial Academy Christian School offers Pre-Kindergarten through 12th grade education since 1947.
863-453-3131 ext. **201 (www.wmaeagles.org)**
ALL ARE WELCOME. **863-453-6641**
email: **avonparksda@gmail.com • www.discoverjesus.org**

UNITED CHURCH OF CHRIST
Emmanuel UCC
3115 Hope Street, Sebring, FL
SUNDAY WORSHIP
Worship: 9:30 am
Fellowship: 10:30 am
REV. GEORGE N. MILLER, *Pastor*
863.471.1999
www.euccfl.org

UNITY
Unity Life Enrichment Centre
Rev. **ANDREW C. CONYER**
Sunday Service,
Nursery and Youth Programs
10:30 a.m.
Variety of weekly classes and support groups
10417 S. Orange Blossom Blvd., Sebring, FL 33875
863-471-1122
www.UnityOfSebring.org

WESLEYAN
Harvest House Fellowship
A Wesleyan Missional Community
Sunday Worship 10:30 a.m.
Join us at our NEW location
1957 Blessings Avenue Lorida, FL 33857
(former Lorida SchoolHouse Building)
Pastor Angelo Trunzo
863-273-5640

CLASSIFIEDS

Call to Place Your Ad TODAY 863-385-6155

Garage Sales: 1-3 days, only $22
1 week: $35
2 weeks: $49
4 weeks: $79

Reach Over 65,000 Readers EVERY DAY!

LEGAL NOTICES

HAPPY HOLIDAYS

CLASSIFIED & LEGALS HOLIDAY DEADLINES

Due to the holidays, please note our earlier deadlines for Classified & Legal advertising.

FOR CHRISTMAS WEEK:

Mon. Dec. 17 at 1pm for Wed. Dec. 19 edition;
Tues. Dec 18 at 1pm for Thurs. & Fri. Dec. 20 & 21 editions;
Wed. Dec. 19 at 1pm for Sat. & Sun, Dec. 22 & 23 editions;
Thurs. Dec. 20 at 1pm for Mon. & Tues. Dec. 24 & 25 editions;
Fri. Dec. 21 at 1pm for Wed. Dec. 26 edition;
Mon. Dec. 24 at 1pm for Thurs. & Fri. Dec. 27 & 28 editions;

FOR NEW YEAR'S WEEK:

Wed. Dec. 26 at 1pm for Sat. & Sun. Dec 29 & 30 editions;
Thurs. Dec. 27 at 1pm for Mon. & Tues. Dec. 31 & Jan. 1 editions;
Fri. Dec. 28 at 1pm for Wed. Jan. 2 edition.
Mon. Dec. 31 at Noon for Thurs. Jan. 3 edition

The Highlands News-Sun office will be closed Dec. 25 and Jan. 1

From our family to yours, we wish you all a wonderful holiday season!

HIGHLANDS NEWS-SUN
YOUR HOMETOWN NEWSPAPER SINCE 1919

FICTITIOUS NAME 12

NOTICE UNDER
FICTITIOUS NAME LAW

NOTICE IS HEREBY GIVEN that the undersigned, pursuant to the provisions of the Fictitious Name Act, Section 865.09, Florida Statutes, as amended, intends to register with the Secretary of the State of Florida, the fictitious name of HOME TOWN REALTY, in Highlands County, Florida, under which the undersigned is engaged or will engage in business at: 3535 US Hwy 27 S, Sebring, FL 33870.

That the party interested in said business enterprise is as follows: MATTHEW CHRISTIAN REAL ESTATE, LLC, a Florida limited liability company.

Dated at Sebring, Highlands County, Florida, this 12th day of December, 2018.

MATTHEW CHRISTIAN
REAL ESTATE, LLC
a Florida limited liability company
By: Matthew Christian, Manager
Dec. 15, 2018

NOTICE UNDER
FICTITIOUS NAME LAW
PURSUANT TO SECTION 865.09,
FLORIDA STATUTES

NOTICE IS HEREBY GIVEN that the undersigned, desiring to engage in business under the fictitious name of COFFEE NEWS OF FLA located at P.O. Box 1431, in the County of Highlands, in the City of Avon Park, Florida 33825, intends to register the said name with the Division of Corporations of the Florida Department of State, Tallahassee, Florida.

DATED at Sebring, Florida, this 12th day of December, 2018.

Ross Mitchell Vickers
Dec. 15, 2018

INVITATION TO BID 14

INVITATION TO BID ("ITB")

The Board of County Commissioners of Highlands County, Florida ("County") will receive sealed Bids in the Highlands County Purchasing Division ("Purchasing Division") for:

ITB NO. 19-015 HCSO DETENTION FACILITY EMPLOYEE PARKING, PROJECT NO. 17015

Specifications may be obtained by downloading from our website: www.hcbcc.net or on www.VendorRegistry.com. Questions can be directed at: Chris Davis, Purchasing Mgr., 600 S. Commerce Ave., Sebring, Florida 33870, Phone 863-402-6528 or E Mail cmdavis@hcbcc.org.

A NON-MANDATORY PRE-BID MEETING will be held at 2:00 P.M. on Tuesday; January 8, 2019 in the Engineering Department Training Room at 505 S. Commerce Ave, Sebring, FL 33870.

BIDS MUST BE DELIVERED to the Purchasing Division, 600 S. Commerce Ave., Sebring, FL 33870 and reach that office no later than **3:30 P.M., Tuesday, January 22, 2019,** at which time they will be opened. The Public is invited to attend this meeting.

The Board's Local Preference Policy and Women/Minority Business Preference Policy will apply to the award of this Bid.

The Board does not discriminate upon the basis of any individual's disability status. This non-discrimination policy involves every aspect of the Board's functions, including one's access to, participation, employment or treatment in its programs or activities. Anyone requiring reasonable accommodation as provided for in the Americans with Disabilities Act or Section 286.26, Florida Statutes, should contact Mrs. Pamela Rogers, ADA Coordinator at: 863-402-6509 (Voice), or via Florida Relay Service 711, or by e-mail: progers@hcbcc.org. Requests for CART or interpreter services should be made at least 24 hours in advance to permit coordination of the service.

Board of County Commissioners, Highlands County, FL
Dec. 15, 22, 2018

NOTICE TO CREDITORS 20

IN THE CIRCUIT COURT
FOR HIGHLANDS COUNTY, FLORIDA
PROBATE DIVISION
FILE NO. **18000480PCAXMX**
IN RE: ESTATE OF
JIMMIE RUTH PACKER
Deceased.
NOTICE TO CREDITORS

The administration of the estate of **JIMMIE RUTH PACKER,** deceased, whose date of death was **April 10, 2018;** File Number **18000480PCAXMX**, is pending in the Circuit Court for Highlands County, Florida, Probate Division, the address of which is 430 South Commerce Avenue, Sebring, FL 33870. The names and addresses of the personal representative and the personal representative's attorney are set forth below.

All creditors of the decedent and other persons having claims or demands against decedent's estate, on whom a copy of this notice is required to be served must file their claims with this court WITHIN THE LATER OF 3 MONTHS AFTER THE TIME OF THE FIRST PUBLICATION OF THIS NOTICE OR 30 DAYS AFTER THE DATE OF SERVICE OF A COPY OF THIS NOTICE ON THEM.

All other creditors of the decedent and other persons having claims or demands against decedent's estate must file their claims with this court WITHIN 3 MONTHS AFTER THE DATE OF THE FIRST PUBLICATION OF THIS NOTICE.

ALL CLAIMS NOT FILED WITHIN THE TIME PERIODS SET FORTH IN SECTION 733.702 OF THE FLORIDA PROBATE CODE WILL BE FOREVER BARRED.

NOTWITHSTANDING THE TIME PERIODS SET FORTH ABOVE, ANY CLAIM FILED TWO (2) YEARS OR MORE AFTER THE DECEDENT'S DATE OF DEATH IS BARRED.

The date of first publication of this Notice is **December 15, 2018.**

SANDRA LOUISE WOLBERT
Personal Representative
2237 Jackson Drive
Sebring, FL 33870

Derek. B. Alvarez, Esquire -
FBN: 114278
DBA@GendersAlvarez.com
Anthony F. Diecidue, Esquire -
FBN: 146528
AFD@GendersAlvarez.com
Whitney C. Miranda, Esquire -
FBN: 65928
WCM@GendersAlvarez.com
GENDERS ALVAREZ DIECIDUE, P.A.
2307 West Cleveland Street
Tampa, Florida 33609
Phone: (813) 254-4744
Fax: (813) 254-5222
Eservice for all attorneys listed above:
GADeservice@GendersAlvarez.com
Dec. 15, 22, 2018

IN THE CIRCUIT COURT
FOR HIGHLANDS COUNTY, FLORIDA
PROBATE DIVISION
FILE NO. **PC-15-247**
Division: Probate
IN RE: ESTATE OF
STEPHEN ARTHUR NEWELL, SR.
Deceased.
NOTICE TO CREDITORS
(summary administration)

You are hereby notified that an Order of Summary Administration has been entered in the estate of **STEPHEN ARTHUR NEWELL, SR.,** deceased, whose date of death was February 19, 2015, File Number **PC-15-247,** by the the Circuit Court for HIGHLANDS County, Florida, Probate Division, the address of which is 430 S. Commerce Avenue, Sebring, FL 33870; that the decedent's date of death was **February 19, 2015;** that the total value of the estate is $15,100.00 that the names and addresses of those to whom it has been assigned by such order are:

NAME	ADDRESS
Stephen A. Newell Jr.	16919 130th Avenue N. Jupiter, FL 33478
Stephanie Lancaster	133 Meadowlark Drive Royal Palm Beach, FL 33410
Andrea Newell	741 Lake Wellington Drive Wellington, FL 33414

ALL INTERESTED PERSONS ARE NOTIFIED THAT:

All creditors of the decedent and other persons having claims or demands against decedent's estate other than those for whom provision for full payment was made in the Order of Summary Administration must file their claims with this court WITHIN THE TIME PERIODS SET FORTH IN FLORIDA STATUTES SECTION 733.702. ALL CLAIMS AND DEMANDS NOT SO FILED WILL BE FOREVER BARRED. NOTWITHSTANDING ANY OTHER APPLICABLE TIME PERIOD, ANY CLAIM FILED TWO (2) YEARS OR MORE AFTER THE DECEDENT'S DATE OF DEATH IS BARRED.

The date of first publication of this Notice is **December 15, 2018.**

Person Giving Notice:
/s/ Stephen A. Newell, Jr.
16919 130th Avenue N.
Jupiter, FL 33478
/s/ Stephanie Lancaster
133 Meadowlark Drive
Royal Palm Beach, FL 33410
/s/ Andrea Newell
741 Lake Wellington Drive
Wellington, FL 33414

Attorney for Person Giving Notice:
/s/ Jonathan R. Gigele
KITROSER & ASSOCIATES
Mitchell I, Kitroser, Esq.
Fla. Bar #995134
Preston Mighdoll, Esq.
Fla. Bar #220124
Jonathan R. Gigele, Esq.
Fla. Bar #95585
Kathryn Lewis Perrin, Esq.
Fla. Bar #59182
North Palm Beach Location:
631 US Highway 1, Suite 406
North Palm Beach, FL 33408
Phone: 561-721-0600
Fax: 561-616-0079
Stuart Location:
850 NW Federal Highway
Stuart, FL 34994
Phone: 772-763-1400
Email: mitch@kitroserlaw.com
Secondary Email:
kate@kitroserlaw.com
Service Email:
mikadmin@kitroserlaw.com
Attorney for Petitioner
Dec. 15, 22, 2018

Find your Best Friend in the Classifieds!

IN THE CIRCUIT COURT
FOR HIGHLANDS COUNTY, FLORIDA
PROBATE DIVISION
FILE NO. PC **18-544**
Division Probate
IN RE: ESTATE OF
JOHN E. MURRAY
Deceased.
NOTICE TO CREDITORS

The administration of the estate of **JOHN E. MURRAY,** deceased, whose date of death was **October 26th, 2018**, is pending in the Circuit Court for HIGHLANDS County, Florida, Probate Division, the address of which is 430 S. Commerce Ave., Sebring, Florida 33870. The names and addresses of the personal representative and the personal representative's attorney are set forth below.

All creditors of the decedent and other persons having claims or demands against decedent's estate on whom a copy of this notice is required to be served must file their claims with this court ON OR BEFORE THE LATER OF 3 MONTHS AFTER THE TIME OF THE FIRST PUBLICATION OF THIS NOTICE OR 30 DAYS AFTER THE DATE OF SERVICE OF A COPY OF THIS NOTICE ON THEM.

All other creditors of the decedent and other persons having claims or demands against decedent's estate must file their claims with this court WITHIN 3 MONTHS AFTER THE DATE OF THE FIRST PUBLICATION OF THIS NOTICE.

ALL CLAIMS NOT FILED WITHIN THE TIME PERIODS SET FORTH IN FLORIDA STATUTES SECTION 733.702 WILL BE FOREVER BARRED.

NOTWITHSTANDING THE TIME PERIODS SET FORTH ABOVE, ANY CLAIM FILED TWO (2) YEARS OR MORE AFTER THE DECEDENT'S DATE OF DEATH IS BARRED.

The date of first publication of this Notice is **December 15th, 2018.**

Personal Representative:
Karen J. DiSalvo
904 Tea Rose Street
Lake Placid, FL 33852

Attorneys for Personal Representative:
Roberto P. Celaya
SHEEHAN & CELAYA, P.A.
300 Dal Hall Blvd.
Lake Placid, FL 33852
By: /s/ Roberto P. Celaya
Florida Bar No. 20769
Email Addresses:
pleadings@scjuris.com
roberto@scjuris.com
Dec. 15, 22, 2018

NOTICE OF MEETING 26

NOTICE OF REGULAR MEETING

Notice is hereby given that the School Board of Highlands County, Florida will hold a Regular School Board Meeting on January 8, 2019. The meeting will be held at 5:30 p.m., or as soon thereafter as may be practicable, in the Garland Boggus Board Room, 426 School Street, Sebring, Florida. All interested persons are invited to attend.

If a person intends to appeal the Board's decision with respect to any matter, or has any thought that an appeal may be taken, the person has the responsibility to ensure that a verbatim (word for word) record of the proceeding is made and that the record includes all testimony and evidence upon which an appeal is to be based.

The School Board of Highlands County, Florida does not discriminate upon the basis of any individual's disability status. This non-discrimination policy involves every aspect of the Board's functions, including one's access to, participation, employment or treatment in its programs or activities. Anyone requiring reasonable accommodation in order to attend the School Board Meeting please call 471-5565 not later than three days before the meeting.

Dec. 15, 2018

NOTICE OF SALE 30

IN THE CIRCUIT COURT OF THE
TENTH JUDICIAL CIRCUIT IN AND FOR
HIGHLANDS COUNTY, FLORIDA
CIVIL DIVISION
CASE NO. **2018-CA-000340**
DIVISION: 10

Bayview Loan Servicing, LLC
Plaintiff,
vs.
Kevin Skeeles; Sharon Skeeles; Unknown Parties in Possession #1, if living, and all Unknown Parties claiming by, through, under and against the above named Defendant(s) who are not known to be dead or alive, whether said Unknown Parties may claim an interest as Spouse, Heirs, Devisees, Grantees, or Other Claimants; Unknown Parties in Possession #2, If living, and all Unknown Parties claiming by, through, under and against the above named Defendant(s) who are not known to be dead or alive, whether said Unknown Parties may claim an interest as Spouse, Heirs, Devisees, Grantees, or Other Claimants
Defendant(s).

NOTICE OF SALE

NOTICE IS HEREBY GIVEN pursuant to order rescheduling foreclosure sale or Final Judgment, entered in Civil Case No. **2018-CA-000340** of the Circuit Court of the Tenth Judicial Circuit in and for Highlands County, Florida, wherein **Bayview Loan Servicing, LLC,** Plaintiff and **Kevin Skeeles** are defendant(s), I, Clerk of Court, Robert W. Germaine, will sell to the highest and best bidder for cash AT THE JURY ASSEMBLY ROOM IN THE BASEMENT OF THE HIGHLANDS COUNTY COURTHOUSE LOCATED AT 430 SOUTH COMMERCE AVENUE, SEBRING, FLORIDA AT 11:00 A.M. on **January 31, 2019,** the following described property as set forth in said Final Judgment, to-wit:

LOT 5 AND THE NORTH 4 FEET OF LOT 4, BLOCK 1, LAKE LETTA SUBDIVISION, ACCORDING TO THE PLAT THEREOF, RECORDED IN PLAT BOOK1, PAGE 70B, OF THE PUBLIC RECORDS OF HIGHLANDS COUNTY, FLORIDA.

ANY PERSON CLAIMING AN INTEREST IN THE SURPLUS FROM THE SALE, IF ANY, OTHER THAN THE PROPERTY OWNER AS OF THE DATE OF THE LIS PENDENS MUST FILE A CLAIM WITHIN 60 DAYS AFTER THE SALE.

If you are a person with a disability who needs any accommodation in order to participate in this proceeding, you are entitled, at no cost to you, to the provision of certain assistance. Please contact Court Administration at 430 S. Commerce Avenue, Sebring, Florida 33870, telephone (863) 534-4690, within two (2) working days of receipt of this Notice; if you are hearing or voice impaired, call 1-800-955-8771.

Dated: December 7, 2018
ROBERT W. GERMAINE
CLERK OF THE CIRCUIT COURT
Highlands County, Florida
By: /s/ **Chrystal K. Williams**
DEPUTY CLERK OF COURT
18-313270 FC01 ITB
December 15, 22, 2018

1000 REAL ESTATE

"We Are Pledged To The Letter And Spirit of U.S. Policy For The Achievement Of Equal Housing Opportunity Throughout The Nation. We Encourage And Support An Affirmative Advertising And Marketing Program In Which there Are No Barriers To Obtaining Housing Because of Race, Color, Religion, Sec, Handicap, Familial Status Or National Origin."

HOMES FOR SALE 1020

AVON PARK LAKES~Beautiful 3/2/2 house on quiet st. $154,900. Subject to probate. **863-443-9280**

PUT CLASSIFIEDS TO WORK FOR YOU!

FIND A JOB! BUY A HOME! BUY A CAR!

Sebring 2/2 on 2.5 lots, back fenced. New roof, newer AC & septic. Sep. wkshop, ugrades! $134k. Shown by appt. 4321 Page Ave. **863-202-0002**

For Sale By Owner

Beautiful Lake Front Pool Home!

Large 5 bd/3ba House on Key Lake with Boat Dock! Home Features Screened Pool, Wood Burning Fireplace, 12ft Ceilings & *Beautiful Landscaping* that lends Complete Privacy!
$350k
5702 South Key, Sebring FL 33875
863-382-3944

Placid Lakes, Lake June Access!

Lovely 3/2 home at 904 Catfish Creek Rd. Screen porch, w/outside deck & jacuzzi; reverse osmosis & rights to boat ramp & Lake June. $179k
863-699-6772

WATERFRONT HOMES 1030

Lake Placid Waterfront Home 4/2. Lots of NEW!! **REDUCED!** $227k. Brantley Properties. **863-202-6325**

CONDOS/VILLAS FOR SALE 1040

Casa Del Lago 2/2/1.5 overlooking Lake Damon, next to River Greens GC. Remodeled baths. $139,900. **FSBO! 727-421-4476**

COVERED BRIDGE~ 2b/1.5 CBS, garage, FL rm, W/D, new roof! 55+ park, pool, clubhouse across st. cable & lawn $85/mo. $120k. **By Owner! 334-355-0332**

FSBO~2/2 2nd flr. in DeeAnn Lakefront Estates, gated comm S. of Lake Placid. Great view of Lake Grassy, low HOA fee, inclu most util, pool, clubhouse & lake access. Furn & appli inclu. $89k. **563-357-8896**

MOBILE HOMES FOR SALE 1090

2007 dblewide in gated 55+ park. **Low rent, pet friendly,** 3/2, Jacuzzi, walk in closet, lanai w/tinted windows and AC, front porch, shed with W/D, irrigation & well, carport with 4/car parking. $55k. **207-576-9444**

Crystal Lake Club 427 E. Trevino Circle, by owner doublewide, attached shed & carport, all furn incl. New roof, windows, doors. $29,000. 863-991-0682, 863-273-9406.

MOBILE HOMES FOR SALE 1090

Selling Mobile Homes~ $500 in 55+park on Dinner Lake; RV Spaces for rent also. **863-273-2874**

Snow Bird special 35' T.T. w/35' enclosed Fla room, just remodeled, shed. Small clean park S. Sebring, 231-218-1585

WANTED TO BUY 1120

Lake Placid CASH for Your Home! Rapid Closing; Any Condition. Must have sufficient equity. Ken **863-441-2689**

CASH For Your Home ALL AREAS 954-612-8585 M Cheeley PA

HOMES FOR RENT 1210

Apartments & Houses for Rent in Highlands County Starting at $450 Pet Friendly! Call Mike 863-243-9191 www.Mylakeplacid.com

Sebring Hills South~3/2/1 screened in back porch. $975/mo + 1st, Last & Sec. Sm pet ok. **863-381-2779**

Sebring in Sun 'N Lake~2/2/2 with nice yard. $900/mo. **863-202-5353**

CONDOS/VILLAS FOR RENT 1240

Condo on Lake Jackson 1bd/1ba in 55+ community. **Newly Remodeled,** no pets. $675/mo. + 1st, last & sec. **Water & Cable included!! 863-605-3134**

DUPLEXES FOR RENT 1300

2/2 Big Duplex for Rent Sun n' Lake. Recently renovated; scrn porch; laundry rm; $850/mo+. No pets/no smoking. **305-781-0007 or 863-381-3800**

APARTMENTS FOR RENT 1320

Avon Park~2/1 w/carport, back porch & W/D hookup. $585 plus 1st & sec. **561-719-2520**

Sebring Lake Front Condos & Houses New kitchens; 1br starting at $575; 2 br starting at $700 1yr lease, NO PETS. **863-382-2221**

Sebring~ New Completely Remodeled lrg 1bd & 2 bd: new kit cabinets, appliances, ceramic tile. Starting at $550/mo w/1yr lease **863-588-0303**

Studio Apt $500 Avon Park/Sebring 954-612-8585 M Cheeley PA

ROOMS FOR RENT 1360

Furnished Room for 1 person~ Close to shopping, by the mall. $500/mo, utilities incl. No pets **863-471-2844**

Lake Placid~Bed, bath, shower. **LIKE NEW!** Use of refrig, micro, etc. $400/mo. **863-699-0049**

ROOMS FOR RENT 1360

Rooms for Rent~ $350/mo + 1st, last & $100 dep. Singles Only. **863-446-0899** (call after 4pm) **Avail Now!**

Sebring~ On Egret St. Furn w/dbl bed, private bath & kitchen privileges. $400/mo. No pets. **863-610-1561**

COMMERCIAL RENTAL 1392

Liberty Star Plaza
Sebring *Liberty Star Plaza* 3000-18,000 sqft; Built out. US 27 Near SR 66. **Great Medical, School, Real Estate space! 863-471-0663**

LOTS & ACREAGE 1500

SE of Gainsville~8 ac lakefront, high & dry, on 854 ac George's Lake. $215k. **239-693-7270**

2000 EMPLOYMENT

HELP WANTED 2001

Genpak

Genpak LLC, a leading manufacturer of disposable foodservice packaging, is seeking to fill the following positions in our Sebring plant.

- ★ Packers
- ★ Quality Inspectors
- ★ Forklift Drivers/CDL
- ★ Electrician
- ★ Maintenance Mechanic
- ★ Production Supervisor
- ★ Parts Administrative Asst.
- ★ Reception/Accounting

***NOW* Open Interviews Thursdays: 1–3:30pm**

We offer a highly competitive compensation package, insurance & retirement benefits.
Apply in Person at 116 Shicane Dr., Sebring, FL 33870 & bring your resume.
GenPak is an Equal Oportunity Employer.

CPA Tax Accountant
For immediate hire. Wanted CPA or CPA candidate. Req'd 5 yr exp in income tax and QuickBooks, BA in acctg. If not CPA, must be eligible for cert. DFWP. Send res. & ref. to **info@cromancpa.com** or Fax 863-314-9906.

Learn to Drive a Truck
Get your Commercial Driver's License today at South Florida State College. Scholarships are available to eligible participants.
863-784-7033
South Florida State College

Auto Detailer/Shop Maintenance Needed
Full Time. For appointment call
863-382-7551

FT Housekeeper~For Condo Complex. Sat. +2 week days; 8a-4p; Apply at: 124 Lake Drive Blvd., Sebring. DFWP

NEED CASH?

ENGLISH INSTRUCTOR (FT)
Application review begins: 2/4/19. For details and to apply visit http://sfsc.interviewexchange.com 863-784-7132. EA/EO.
South Florida State College

PT Truck Driver's Helper~ Must be able to lift 50+lbs; have own transportation & pass Level II background check. Starting pay: $11/hr. **Call 800-929-2715** ask for Mike Solis or Rob Dague

HELP WANTED 2001

LYKES BROS. INC

Lykes Citrus Division:

Full-Time Equipment Operators:
Duties include: performing general grove activities (mowing, spraying, herbiciding, fertilizing), service grove equipment; performing hand labor tasks as needed.

Full-Time Mechanic–Basinger Shop:
Duties Include: diagnosing, repairing and maintain company vehicles, tractors and equipment. Experience in diesel & gasoline engines, hydraulics, air conditioning and automotive electrical. Welding and fabrication experience is a plus, but not required.

Please Apply: Online at www.LykesRanch.com or in person at Lykes Citrus Division, 7 Lykes Road, Lake Placid, FL 33852 or 106 SW CR 721, Okeechobee, FL 34974

LYKES BROS. INC

HUMAN RESOURCES ASSISTANT

Lykes Bros. Inc. is in need of a self-motivated and experienced HR Assistant to support our busy HR department. The successful candidate will be responsible for providing administrative support for the department, assisting with the hiring process, benefits administration, payroll, scheduling new employee orientations and training and entering employment records into our HR database.

★ Education/Experience Requirements:
Associate or Bachelor's degree preferable; Minimum of 2 yrs. of HR experience. Proficient computer skills.
★ Please apply online at www.lykesranch.com<http://www.lykesranch.com> Under the Career Tab or Email Greg Fraley at Greg.Fraley@Lykes.com

Drug-Smoke Free Workplace/Equal Employment Opportunity Employer

Genpak

MAINTENANCE MANAGER SEBRING, FL

Local Manufacturer seeking a Maintenance Manager in our Sebring, FL plant. This is a key position that requires the right person who has 7-10 years experience desired in supervision of maintenance personnel. A chance to join an industry leader for the right individual.

We offer a competitive salary and excellent benefits package!

Apply in Person at 116 Shicane Dr., Sebring, FL 33870 & bring your resume with salary history.
*GenPak is an Equal Opportunity Employer.

A Bargain Hunters Delight Check the Classifieds First! A Whole Marketplace of Shopping is right at your Fingertips!

First Insurance of Lake Placid, Inc.

Receptionist Needed
Full time position available at busy insurance agency.
Email resumes: firstins@embarqmail.com

Senior gentleman needs live-in caregiver/housekeeper. Room, board + $800/mo, private quarters. Golf Hammock area. **863-382-0555**

Class A CDL Truck Drivers
Needed to haul citrus throughout Central FL. Must have: Valid Class A CDL lic., clean driving record & 2 yrs verifiable experience.
EOE/Drug Free Workplace.
Call 863-441-8323

HELP WANTED 2001

Genpak

GENPAK LLC, a leading manufacturer in the plastic foodservice packaging industry in Sebring, FL area has an opening for an **INDUSTIRAL MECHANIC** in our Sebring, FL facility. ***Must have a strong industrial/electrical/electronic background.*** Troubleshooting and repair of mechanical, pneumatic & hydraulic production machinery.
Some job duties include:
★ Install, maintain, inspect, troubleshoot, repair and perform preventative maintenance on all plant instrumention, control systems, AC & DC drives and electrical equipment.
★ Responsible for prompt and accurate diagnosis of minor problems and the implementation of corrective action.
★ Set up and operate limited types of shop tools and specialized test, measuring equipment and hand tools utilized in any phase of machine installation or maintenance.
★ Conduct evaluation tests on valves, motors, instruments, etc.
★ Must be proficient in troubleshooting AC & DC controls.
★ Research specifications for materials, testing and repair of instrumentation and electrical equipment.
★ Welding and fabrication a plus.
Applicants must maintain a full complement of tools to perform normal duties.
Benefit package includes, but is not limited to, health, dental, vision, life, AFLAC, 401k. Shift differential for night shift. Overtime mandatory as business demands.

Apply in Person at 116 Shicane Dr., Sebring, FL 33870 & bring your resume with salary history.
*GenPak is an Equal Opportunity Employer.

HARDEE COUNTY UTILITIES (HCUD)

Seeking FL dual licensed Water/Water Waste operator:
★Utility Operator II ("B/B" lic's) $21.51-$29.65/hr + benefits; or,
★Utility Operator I ("C/C" lic's) $20.55-$28.33/hr + benefits.

Performing and organizing department O&M. Water & WW FL operator licenses, or for UOII/SUO can obtain both "B" or higher within one year.

~OR~

★ Utility Operations Trainee On-the-Job training and experience in utility operations leading to certification & career advancement. Water & WW "C" operator licenses or ability to obtain within two years.

See complete descriptions at www.hardeecounty.net with applications to: HR, 205 Hanchey Rd, Wauchula, FL 33873. 863-773-2161. Filled as needed and based on qualifications. EOE-F/M/V

FLORIDA HOSPITAL HEARTLAND MEDICAL CENTER

Skilled Maintenance

Florida Hospital Heartland Medical Center is hiring for a Skilled Maintenance Tech. Working knowledge of general maintenance tasks, a high school diploma, valid Florida Driver's license, and current auto insurance required. Three years of verifiable maintenance work experience in a hospital setting and formal maintenance training or apprenticeship preferred.

Please apply at: JoinAHS.com

CLASSIFIED ADS SELL

2000 EMPLOYMENT

PROFESSIONAL 2010

Kid City Daycare & Preschool Now Hiring
Growing, Christ-centered facility is seeking to complete our team. Fulltime position available. **Call 863-385-3111 or visit 3599 Thunderbird Rd., Sebring**

PROFESSIONAL 2010

D-R MEDIA & INVESTMENTS LLC

SEEKING PART-TIME BOOKKEEPER

★ Job Summary:

Want to work for a fun, fast-paced & growing business? Do you like an environment where you are asked to help the company grow using more of your skill sets? Do you like being part of a profitable, successful family oriented business?

D-R Media and Investments LLC, located in Venice, FL, is looking for a part-time bookkeeper. This position will allow the employee to grow professionally & develop their accounting & finance skill set. The ideal candidate for this position is a skilled multi-tasker and is committed consistently meeting deadlines.

★ Job Responsibilities

- Report Directly to the Chief Financial Officer assisting him to achieve the key accounting & financial goals of the company.
- Create a variety of financial reports as needed by the CFO or CEO.
- Enter, review, code, and approve vendor invoices & employee expense reports to accounts payable.
- Research & resolve accounts payable issues.
- Reconcile payables to vendor statements and subledger in SBS.
- Post & reconcile credit card transactions & statements.
- Process & record customer payments; apply payments to outstanding invoices.
- Prepare bank deposits.
- Assist in preparing monthly & annual financial statements.

Email Resumes to: rachel@d-r.media

MEDICAL 2030

Oaks at Avon
Readers Choice Award Facility
HIRING RNs
★ New Wages ★
Full-Time & Part-Time Positions
Flexible Shifts Available
Career Advancement Opportunities
All Eligible Applicants will be Interviewed Directly.
Apply at 1010 US Hwy 27 N., Avon Park or fax resume to Tammy Padilla at 863-453-5308
Oaks at Avon A NOT FOR PROFIT FACILITY

CLASSIFIED WORKS!

OAKS AT AVON
Readers Choice Award Facility
◆ HIRING CNAs ◆
Full/Part-Time, all shifts
~ New Wages!!
~ Benefits for FT!!
Apply at 1010 Hwy 27N Avon Park or fax resume to Tammy Padilla at 863-453-5308
Oaks at Avon A NOT FOR PROFIT FACILITY

Oaks at Avon
Readers Choice Award Facility
★ HIRING LPNs ★
Full-Time & Part-Time
Career Advancement Opportunities
Highly Competitve Salaries
All Eligible Applicants will be Interviewed Directly
Apply at 1010 US Hwy 27 N., Avon Park or fax resume to Tammy Padilla at 863-453-5308
Oaks at Avon A NOT FOR PROFIT FACILITY

RN WEEKEND MANAGER
Royal Care of Avon Park currently has a part-time position available for a Register Nurse to work every other weekend as the facility Weekend Nurse Manager. For more details please **contact Temeka Hipps, DON at 863-453-6674.** 1213 W Stratford Rd., Avon Park. EOE, DFWP, M/F.

MEDICAL 2030

★ Full-Time LPN *or* RN (combination of shifts)

★ PRN LPN *and* RN

24 bed Intermediate care facility for the developmental disabled. Low patient ratio Dynamic Team Environment!
★Essential Criteria: Current Florida RN/LPN license; Demonstrated interpersonal & written communication skills; Experience a plus but will train.
Fax resume to 863-452-2223: Attention to Angelina Cantera, DON; **Apply online** at **thementornetwork.com** **Apply in person** at Florida Mentor, Avon Park Cluster, 55 E. College Dr., Avon Park.
863-453-0186
Florida MENTOR

Turn your trash into cash! Advertise your yard sale!

THE PALMS OF SEBRING

Unit Manager/ Care Team Manager

RN/LPN–Long Term Care
★ Sign On Bonus ★

★ Rewarding Work Environment
★ Competitive Compensation and Benefits!

Responsibilities:

- Supervise day-to-day nursing activities performed by charge nurses & the certified nursing assistants (CNA's) on their team.
- Monitor resident care to ensure it meets the federal, state & local standards, guidelines and regulations.
- Assign tasks and evaluate employee job performance.
- Mentor, coach & support unit staff.

★ Supervision experience and long term care experience required. Must have current Florida RN/LPN License.

Join Our Team. Voted Best in Highlands County!

Apply:
at www.palmsofsebring.com
Email resume to:
mbruns@palmsofsebring.com
or In Person at: 725 S. Pine St., Sebring, FL 33872.

GENERAL 2100

CERTIFIED NURSING ASSISTANT

Royal Care of Avon Park, currently have 12-hour shifts available; 7a-7p and 7p-7a, FT, PT and PRN. We are also offering a **Sign-On Bonus** to all new hire C.N.As. **Excellent Pay** available. **Great Benefits** that include but not limited to: Health Insurance, Dental, Short Term/Long Term disability, Vision, Holiday and PTO.
For more details please contact Maria Perez, HR Director at 863-453-6674. EEOC, DFWP.

PART TIME/ TEMPORARY 2110

Part-time Housekeeper Wanted Duties: laundry, vacuum, mopping, dusting, cleaning, $10/hr One day/week. **863-385-9501**

SEEKING EMPLOYMENT 2120

Mature Woman Needs Work! Lgt housekeeping, will do errands, transport to dr. appts. etc. $16/hr. **812-327-5996**

Get the Word out – Advertise in the Classifieds!

3000 NOTICES

ANNOUNCEMENTS 3010

Do You Need More Business?

Reach out to all of Highlands County with 2 publications plus 2 websites to Advertise Your Business!!

Let customers Find You by advertising your business on the Business & Services Page!

Mention this ad and Call Today !! 863-658-0307

HIGHLANDS NEWS-SUN Your Hometown Newspaper Since 1919
HIGHLANDS SUN

PERSONALS 3020

Gentleman seeks nice lady for friendship, outdoor type, not addicted to soc. media, mid 50's, 60's. Respond `Ad' P.O. Box 115, Lake Placid 33862

✓✓✓✓✓✓✓
IN THE CLASSIFIED YOU CAN.....

- ✓Find a Pet
- ✓Find a Car
- ✓Find a Job
- ✓Find Garage Sales
- ✓Find A New Employee
- ✓Sell Your Home
- ✓Sell Your Unwanted Merchandise
- ✓Advertise Your Business or Service

Classified - it's the reliable source for the right results

THINGS TO DO 3030

Maxwell Groves *Wine Tasting Event*
Saturday Dec. 15
5:30-7pm
607 E. Circle St., Avon Park
(Across from Avon Park High School~ look for wooden sign on corner of Main & Marshall)
★ Florida Citrus Wines
★ Smoothie Mixes
Mimosas ★ Hors d'oeuvres

$15 per person (wine glass included)
Holiday music played by Saxaphonist, Selmer Teope, accompanied by his backup singers.

Enjoy the evening with us on the front porch and rockers!

Sebring Hills Bingo
Thurs nights starting Nov. 29
Bingo from 6-9p in clubhouse, 200 Lark Ave. **863-382-1554**

Great Deals in the Classifieds!

6000

MERCHANDISE

CLASSIFIED & LEGALS
HOLIDAY DEADLINES

Due to the holidays, please note our earlier deadlines for Classified & Legal advertising.

FOR CHRISTMAS WEEK:

Mon. Dec. 17 at 1pm for Wed. Dec. 19 edition;
Tues. Dec 18 at 1pm for Thurs. & Fri. Dec. 20 & 21 editions;
Wed. Dec. 19 at 1pm for Sat. & Sun, Dec. 22 & 23 editions;
Thurs. Dec. 20 at 1pm for Mon. & Tues. Dec. 24 & 25 editions;
Fri. Dec. 21 at 1pm for Wed. Dec. 26 edition;
Mon. Dec. 24 at 1pm for Thurs. & Fri. Dec. 27 & 28 editions;

FOR NEW YEAR'S WEEK:

Wed. Dec. 26 at 1pm for Sat. & Sun. Dec 29 & 30 editions;
Thurs. Dec. 27 at 1pm for Mon. & Tues. Dec. 31 & Jan. 1 editions;
Fri. Dec. 28 at 1pm for Wed. Jan. 2 edition.
Mon. Dec. 31 at Noon for Thurs. Jan. 3 edition

The Highlands News-Sun office will be closed Dec. 25 and Jan. 1

From our family to yours, we wish you all a wonderful holiday season!

HIGHLANDS NEWS-SUN
YOUR HOMETOWN NEWSPAPER SINCE 1919

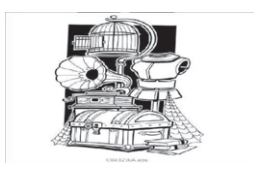

HIGHLANDS HOT DEALS!

Do you have stuff to sell at $500 or less? Advertise your merchandise now in the Classified Section!

$3 for 3 Lines
$4 for 4 Lines
$5 for 5 Lines

Call

863-385-6155 or 863-658-0307

HIGHLANDS NEWS-SUN
YOUR HOMETOWN NEWSPAPER SINCE 1919

GARAGE SALES 6014

Avon Park Lakes~8a-2p **Fri & Sat** at 2517 W. Wellston Rd. New & used **golf clubs**, grips, bags, balls, 10.5 (M) shoes, etc

Avon Park Multi Family Sale~7a-? **Fri & Sat** at 1473 Melrose St. (The Mannors) off Lake Ave. **Lots of goodies!**

Lake Placid Estate Sale~ 8a-2p **Fri & Sat** at 1731 Citadel St. **Entire Contents of Home! Everything Must Go!**

Lake Placid HUGE Sale~ 8a-? **Sat Only** at 1813 Citadel St. Clothes, furn, household, baby/kid stuff. **Rain or Shine!**

Lake Placid Multi Family Sale~ 8a-3p Fri & Sat at 124 Apple Tree Ave. **Large variety of quality items!**

Lake Placid~8a-1p **Sat & Sun** at 182 Woodside Dr (Covered Bridge). **No early birds please**

Sebring 2-Family Sale 8a-2p **Fri & Sat** at 1623 Roberta Ave. **Something for everyone!**

GARAGE SALES 6014

Sebring Moving Sale~8a-3p **Fri & Sat** at 207 Longview Rd. Furn, sm appl. antiques, toys, camping, quilts, household, etc.

Sebring~ Sat Only at 3090 Lakeview Dr. **Something for Everyone's Christmas Wish!**

Sebring~8a-2p **Fri & Sat** at 1720 Dahlia Terr. Roll top desk, **kids toys**, adult & kids clothes shoes, kitchen. **Priced to Sell!**

Sebring~8a-4p **Thurs thru Sat** at 1912 Sentinel Point Rd. Tools, antiques, collectibles, household, bikes & much more!

Sebring~9a-3p **Sat only** at 1804 W. Dinner Lake Dr. Christmas linens & decor, refrigerator, Bow Flex, household, tools, hunting & camping gear.

HOUSEHOLD GOODS 6030

Banana Tree, artificial, $10.00 863-382-9262

Flamingo Lamps, matching, 1 floor & 1 table, $35.00 for both 863-382-9262

Flatware Storage Chest-wood felt lining, service for 12, exc cond. $40.00 - 863-273-7625

Florida Floor Lamp, in nice shape, $20.00 - 863-382-9262

Lamp, blue fenton with prism, $50.00 - 863-382-9262

HOLIDAY ITEMS 6031

16 Christmas Goblet Glasses $30.00 obo - 863-699-0559

FURNITURE 6035

2 **Lazyboy recliners** good condition blue/green $50 for both (863) 273-0956

All mahogany...tall **chest** of 7 drawers $95, **buffet** $95, **desk** $95, repainted **dresser** & **mirror** $95 all good condition . (863) 273-0956

Armoire & Nightstand, $150 obo for both; **Dresser & night stand**, $150 obo for both. **863-464-7916**

Bedrm furn~dark wood; 2 dressers, 2 night stands, 2 mirrors. $250. **863-414-1981**

Book Cases (3), has enclosures, 70" H x 24" W, $20 ea. 863-382-9262

We Buy/Sell Clean Used Furniture. Best Prices in Town! Sebring Furniture 1542 Lakeview Dr. (next to Save-a-Lot) 863-386-1119

DOWNTOWN MALL & NEW "DELI"
NOW OPEN WED-SAT 9-5
★ 5 rolltop desks from $79.
★ 150 pics & posters from $5
★ 8 sofas from $85
★ 35 casual chairs from $10
231 S. Ridgewood, near the Circle, Sebring 863-471-3435

Dresser~solid maple, 4 drawers 46"h x 29"w. Good condition! $75. **585-331-9912**

Glass Case, 31.5" H x 18" W, 2 shelves, $20 - 863-382-9262

Handmade cherry **china cabinet,** $500, **entrtnment center** $50, **coffee table & 2 ends** $50, (863) 386-0836

Living rm furniture~Solid white oak: Matching sofa table, coffee & 1 end table, $60 ea. **217-690-7853**

Rocking Chair, wooden, black, $25.00 - 863-382-9262

Wooden Chests (2), one is $25.00 & the other is $35.00, 863-382-9262

TV/STEREO/RADIO 6040

Record Player, on stand with lots of records, in nice shape, $40.00 - 863-382-9262

ANTIQUES COLLECTIBLES 6070

Vintage Military Padlocks (2) w/key-new in box-Eagle, shackle w/9" chain-key comes out when locked, $15 ea.- 863-273-7625

ANTIQUES COLLECTIBLES 6070

Antiques Wanted
Upscale Decorative Items, Art Glass, Sterling, etc.
812-535-1400 (Local)

FIND YOUR BEST FRIEND IN THE CLASSIFIEDS!

FRUITS & VEGETABLES 6075

Veggie Plants~tomato, cabbage, kale, peppers (5 kinds), collards, mustard, squash & cucc. $.50-$2 **McCracken Farm. 863-382-4348** or **863-381-6154**

FARMER'S MARKET
9a-3p Sat & Sun at Tractor Supply, 3300 US Hwy 27 S. Sebring

MUSICAL 6090

Lowrey Organ~ w/bench & music. Good shape. $150. **863-633-8388**

Roland Digital Piano, 1300e with bench, $200.00, 715-281-5294

Yamaha V3 Violin student kit~ Exc cond! Includes case, bow, manual and CD Vol. 1. $375. **863-257-0386**

MEDICAL 6095

Medical Beds (2) Twin, $150 each, obo **863-446-0899**

GOLF CARTS 6126

2018 E-Z-Go Gas Golf Cart~ still under warranty, like new! $5,500. **219-898-1484**

Golf Cart Battery Chargers~ 36 volts. EZ Go or Club Car; $75/ $150 **863-453-4234**

SPORTING GOODS 6130

Camper Shell: $125 obo **863-446-0899**

Coleman Tent~ sleeps 4 and 2 sleeping bags, $65. **Brand New! 517-230-7237**

FIREARMS 6131

Smith & Wesson Hand Gun, model BG380, pink grips, like new, $340 obo - 863-655-4795

FIREARMS ACCESSORIES 6132

Gun Case, holds 6 guns, good shape, $75.00 - 863-382-9262

BICYCLES/ TRICYCLES 6135

***Assorted Adult & Kids Bikes~Like New!* $30 and up. 863-414-8088**

(M) Multi Trek 730~good shape! $150 obo. **724-968-9763 (Sebring)**

CECIL'S BIKE SALES & REPAIR
Trikes, Crossbikes, Cruisers
★ Pickup & Delivery★ (Available for Sebring)
814-591-1010
427 Lemon Ave. Sebring

TOYS/GAMES 6138

Lionel Train Set~In Boxes w/ track & transformer. Excellent cond! $220 obo. 863-465-5129

PHOTOGRAPHY/ VIDEO 6140

Panasonic Lumix Digital Camera DMC-ZS1, 10.1MP w/12x wide angle mega opt image stabilized zoom & 2.7" LCD, tri-pod/manual incl., $225 - 863-273-7625

LAWN & GARDEN 6160

Patio Set-br wicker, loveseat 2 chairs, coffee table & 2 different cushion sets, good condition $100.00-863-273-7625

TOOLS/ MACHINERY 6190

Air Compressor~ Husky, 150psi, 30 gal. $125. **863-453-4234.**

Drill Press, Rockwell/Delta, $40.00 - 863-382-9262

Pressure Washer~Troy-bilt/ Honda motor 3000psi, $150 obo. **863-699-2673.**

DOGS 6233

YORKIE MINIS CKC
Absolutely Adorable & Healthy Great Selection, meet the parents! **TEACUPS AVAILABLE**
Prices starting at $895+.
941-773-0723 • 322-6709
minimagicyorkie.com

Pitbull & Terrier mix~ male, approx 4 yrs old, ***SWEET PUP***! name ``YoYo", **FREE** to good home. Sebring **443-717-3382**

APPLIANCES 6250

20" Gas Stove~ good condition! $35. **574-274-3493** (Avon Park)

ABC Appliance "Plug into lower prices"
Sales & Service
★ Used Appliances ★
Up to 90 day warranty.
Call 863-655-4995
☛ Help Wanted

GE white microwave (new) still in box, goes over stove, new $400, sell $200 OBO, 567-208-2421

MISCELLANEOUS 6260

Cow Dinner Door Bell, cast iron, hand painted, must see!! $25.00 - 863-273-7625

TROPICAL FRUIT TREES
Available in:
3, 5, 7, 15, 20, 25 & 50 Gallon Pots
Avocados Bananas Citrus Mango Peach Longan & Figs Starfruit Soursop Lychee Mulberry Papaya Jackfruit Tamarind Olive Guava Cherry Coconut Moringa Jabatacaba Miracle Fruit Blueberries Mamey Sapote Sapodilla Sugar Apple Persimmon Loquat & MUCH MORE!!!
★ Delivery Available
BARRETTS TREE NURSERY
91 Carefree Ct., or 744 US Hwy 27 N., Venus, FL
305-216-8452 or 352-843-7389

Goblets (2), made in Italy by Ravello, orange/gold design, $25.00 for set, 863-273-7625

Pallet Jack~ 4000 lbs. lift, perfect condition! $125. **863-453-4234.**

Vellux Throw Blankets (2) handmade, blue w/wolves & purple w/floral, Exc. cond., $20.00 each - 863-273-7625

Find the new You in the Classifieds!

Wolf Musical Water Globes Tune is "Memory" for 1 & "You've got a friend" on the other, $25 ea., 863-273-7625

FREE MERCHANDISE 6260

FREE Wardrobe~ solid oak, cedar lined, hanging area, and shelves. 704-604-8750 (Sebring)

WANTED TO BUY/TRADE 6270

Wanted~Military Items: US, German, Japanese; WWI, WWII, Korea, Vietnam items Wanted for private collection. Call Brian **863-386-4795**

7000

TRANSPORTATION

AUTOMOTIVE 7005

AUTO DEALS & STEALS

Sell Your New or Used Auto Easy Advertise in the Classifieds!

Only $27.50 for 7 days (4 lines)
Add a photo for only $10 more!

HIGHLANDS NEWS-SUN
YOUR HOMETOWN NEWSPAPER SINCE 1919

BUICK 7020

2001 LeSabre Custom~ V6, auto, AC, AM/FM/CD/cassette radio & leather seats. 64k mi. $2,600. **863-655-4709**. 6204 US Hwy 98, Sebring (Spring Lake)

CHEVY 7040

2000 Chevy Blazer 4dr, AC, auto. Only $1,450. **Bill 954-501-1216**

LINCOLN 7090

2003 Lincoln Town Car Cartier~No mechanical issues. 180k mi, $2,000. **863-452-2257 (call after 1pm)**

MAZDA 7180

2016 Mazda Miata Grand touring, 6sp, convertable, 1 owner, soul red. $22,500. **239-398-0095**

AUTOS WANTED 7260

Cars ★ Trucks ★ SUVs etc From $1000-$100k~ NO JUNK! I come to you! Call Sam 239-595-4021 or 239-250-2000.

Dodge Wanted!! With Coming Engine, '89-'93. 269-491-0263

AUTO PARTS/ ACCESSORIES 7270

4 auto tires~ 195/70/14, exc. tread. $90 for all. **863-655-2172**

TRUCKS/ PICK-UPS 7300

2016 Ford F150 XL 4x4 Auto, 39k mi. 100k mile warranty. $20,000. **863-381-4386**

2006 Ford F350 long bed truck, blue in color, fully loaded, x-condition 150+k mi. $10,000**. 863-443-9279**

BOATS-POWERED 7330

21' Pontoon Boat~w/Merc. 75hp & soft ride trailer. Needs servicing. $5,000 obo. **863-386-4321**

BOATS-POWERED 7330

2004 Lund Lakon~16'9" 25hp Honda motor w/power tilt & 2 trolling motors & Lund trailer $5,500 obo. **606-316-1722**

21' **Ranger Bass Boat** 488VS w/tandem axle trailer 2009 200 hp Evinrude E-Tec $10,500 obo. Call or text **319-750-1009**

✓✓✓✓✓✓✓
IN THE CLASSIFIED YOU CAN.....

✓Find a Pet
✓Find a Car
✓Find a Job
✓Find Garage Sales
✓Find A New Employee
✓Sell Your Home
✓Sell Your Unwanted Merchandise
✓Advertise Your Business or Service

Classified - it's the reliable source for the right results

CYCLES/MOPEDS/ SCOOTERS 7360

X-Treme X-360 Electric 2 wheel scooter w/new batteries, VGC $175, 540-686-6849.

CAMPERS/ TRAVEL TRAILERS 7370

2018 Heritage Glen 5th wheel, 4 super slideouts, every option, 2 A/C's, washer/dryer, power everything, $38,500. Will deliver. 863-280-5647.

2018 Monte Carlo 40' PM, 3 slides, 2 airs, window awnings, handicap door, fireplace, full bath/BR, elec awning, more! Will deliver, $34,900, 863-242-1059.

Turn your trash into cash! Advertise your yard sale!

I Buy Travel Trailers, 5th Wheels, Motor Homes & Trucks. *I Come to You!* 813-713-3217

PUT CLASSIFIEDS TO WORK FOR YOU!

FIND A JOB! BUY A HOME! BUY A CAR!

Businesses & Services

5000

BUSINESS SERVICES

5002 GENERAL SERVICES

Find Your Local Business Here!

Hire your next Small Business from our Directory!

Tell Your Friends, Tell Your Family... Support Your Local Businesses

To advertise on this page, mention this ad and call 863-658-0307

HIGHLANDS NEWS-SUN
YOUR HOMETOWN NEWSPAPER SINCE 1919

HTN
HIGH SPEED INTERNET
Unlimited plans starting at $24.95 – price it out:
www.htn.net/internet
863-465-4076

Find it in the Classifieds!

AMERICAN OUTBACK HOLDING COMPANY, INC.
LAND CLEARING~Crushed concrete, driveway, roads & park lot material, mulch, soil. Mowing limited fertilizer spreading etc. **863-443-9279**

S & N Affordable Lawncare And Landscaping LLC.
Weeding★Trimming★Hedging
Mowing★Planting★Gardening
Design★Mulching & More!
★ Residential & Commercial Cleaning
★ Pressure Washing
863-214-8748

BATH/KITCHEN 5027

ALL STAR TILE
Complete Bathroom Remodel
★★★★★
Change Bathtub to Shower
Free Estimates!
863-465-6683
863-381-2025
Licensed & Insured

CABINETRY 5030

Touch of Class
Countertop Refinishing Inc.
The Beautiful and Affordable Countertop Alternative
Why Replace Aging Countertops? Refinish for a whole new look. Call Laurie at 863-368-0126

ADULT CARE 5050

Elderly Care
Muriel Newson
863•451•2584
Elderly Care Services
Over 18 yrs exp! **Night care**, cleaning; errands; sm meals; baths etc. **863-451-2584**

COMPUTER SERVICE 5053

It's Geek Ta Me
Mobile Technology Doctor
Computer Repairs
We Come to You! Smart TV Set Up. Starting at $39.95! 208-406-9743

Great Deals in the Classifieds!

CONTRACTORS 5054

JMC Builders
Kitchen • Bath • Windows • Door
Additions • Enclosures • Carports
CBC #1251644 - **863-449-0790**

CLEANING SERVICES 5060

Walton's Cleaning Service
Reliable & Satisfaction Guaranteed
Home Advisor Member
Free Estimates!
Licensed & Insured
863-243-0429

AAA Southern Cleaning Service Inc.
Commercial and Residential
AAA Southern Cleaning Inc.
Pressure washing & Windows
Commercial & Residential
863-464-1138

ELECTRICAL 5070

Master Electrician
Reliable,Quick, 25 yrs Exp.
All jobs! Lic# EC13005602
863-453-4513


Same Day Electrician. 25 yrs exp. No job too small. Call for best price. EC13006062
863-214-7369

FLOORING 5083

Hanchey's Carpets Since 1968
Mobile~We come to you!
We install what we sell
Carpet, Plank, Vinyl, Wood
Call 863-781-4027

FURNITURE REPAIR 5086

Colangelo Woodworking
Furniture Refinishing & Repair
32 yrs exp. Lic/ins #HC00772
863-314-0800

HANDYMAN/ GENERAL REPAIR 5089

All Around Handyman
Yard work; odd jobs, Powerwashing & Much More~ No Job 2 Small
863-253-9565

reliable & affordable
HANDYMAN SERVICES
"This HANDYMAN Can!"
Odd Job Specialty Services
FREE ESTIMATES Lic. & Ins. #HM00196 **863-840-6639**

Handyman Bob
Install Doors, Windows Flooring, Plumbing & More!
Lic #HM0096 **863-452-5201**

Handyman
25yrs Exp. Lic# HM0007
No Job Too Small
John 863-446-1121

HOME / COMM. IMPROVEMENT 5100

Mid-State Garage Doors & Service
Residential & Commercial Installation & Repair
863-414-8333

Marine Corp Veteran
Proudly Served During 9/11
Double "C" Home Improvements
★ Complete Home Repair & Remodeling
★ Mobile Home Repair
10% Discount for Veterans & First Responders
863-202-5645
Chad J. Chavis
Lic. & Insured Lic#HM0183

Trash Removal
& 10 yrd Dumpster Rental
Call "Capt. Trash"
786-367-6098

Find your Best Friend in the Classifieds!

5000

BUSINESS SERVICES

LAWN/GARDEN & TREE 5110

Joe Johnson's ALL AMERICAN TREE SERVICE
Trimming~Removal
Sod Installation~Stump Grinding
Lot Clearing~Pressure Washing
Top Quality Service From People Who Care!!
Peoples Choice Award Winner!
863-465-7491-863-655-0006
Free Estimates • Licensed & Insured

LAWN/GARDEN & TREE 5110

PLATT LAWNCARE
Landscaping/Tree Trimming
Pressure Washing
Residential & Commercial
Lic & Ins. **863-243-3063**

Evergreen Lawn Care & Landscaping
"You grow it, We mow it"
Mow ★Trim ★ Edge ★ Mulch ★Branch Removal ★ Sod & Rock Jobs ★ Flower Beds
Free Est. **863-214-0646**

BREWER Landscape & Irrigation
Irrigation Install & Repairs
✣ Yard Design ✣
Landscaping & Pavers
Brad Brewer **863-781-0071**

MARINE CONSTRUCTION 5122

Burke Marine Construction
Frankie Burke • 30+ yrs in business!
Boathouses • Docks • Seawalls
863-465-0371~863-441-3625
www.burkemarine.com-Lic~Bonded~Ins
13 Triangle Park, Lake Placid, FL

PAINTING/ WALLPAPERING 5140

A+
Painting & Pressure Washing
Insured & Licensed #AP00012
863-414-1685

T & D Painting & Pressure Washing
Residential/Commercial
Interior & Exterior
Lic & Ins #13BS00079
863-458-3916

You Save Big Bucks Shopping Classifieds!

RON WILLIAMS PAINTING CONTRACTOR Interior & Exterior Pressure Wash
25 Yrs. Exp. Lic/Ins.
Lic #6002962
863-402-0693

Highlands HANDYMAN
House Painting★Pressure Washing★Small Home Repairs★Odd Jobs★Light Hauling, and More!
★ 863-464-1135 ★
www.highlandshandyman.com
Lic#HM0072 & Insured

PEST CONTROL 5150

DAD's Pest Control
Since 1984~ Lawn Spraying & Interior. State cert./lic. & ins. Single owner/operator. **33yrs + exp!** New to area, **No contract required! 20% off** initial service/mention this ad. **561-644-2950 or 863-467-8707**

PET CARE 5155

In Your Home Pet Grooming
Dogs, Cats & Birds
15+yrs Exp'd Certified Groomer
Low Prices! 863-368-1446

Turn your trash into cash! Advertise your yard sale!

Sherl's Pet Sitting
Your home~Day or Night
Professional mature lady
Ref. on req. 863-633-9351

POOL SERVICES 5165

Makin' Waves Pool Cleaning
Keeping Your Pool Clean *IS* Our Business
863-214-2405

PRESSURE CLEANING 5180

Driveways Sidewalks Homes
★ Free Estimates ★
Serving Highlands County
Ryan Hill 863-273-7382

SCREENING 5184

JOHN'S RESCREENING
Pool Enclosures Screen Rooms
Pool Encl, Scrn Rooms & Small Alum Jobs. Est. Since 2004 863-381-2767
Insur. lic #HM0098

Re-Screen Pools & Patios & Garage Doors~ No Job Too Small! Call John 863-381-4897 Lic# 2236

ROOFING 5185

ROOF SOLUTIONS of S.W. Florida, Inc.
"If You're Not Happy, We're Not Finished"
NO Money Down!!
Repairs Only
★ Specializing in Rotten Wood ★
Shingles; Metal; Tile
★ 35 yrs exp!
863-699-0383
State Lic. CCC-1329089

MISCELLANEOUS 5230

Raise & Level Building
Robert Pospisil Experience
Adjust Hurricane Straps
Specializing in Mobile Homes & Double Wide Manuf. Homes.
"If Your Not Happy...We're Not Finished."
561-248-4979

MISCELLANEOUS 5230

HIGHPOINT QUALITY FURNITURE

STANLEY
SLEEPERS
RECLINERS
DINING-
BEDROOMS
TV STANDS~BEDS, ETC.

SURPLUS CITY
AMMO BOXES, EMT PANTS, BELTS, KNAP-SACKS, TENTS, CAPS, HOLSTERS, COTS, PARACHUTES, VESTS, ETC.

VENDORS MALL
YOUR SPACE
$99
A MONTH

QUALITY THAT LASTS
Long After the Price is Fortgotten

2346 US 27 N
Sebring

863-385-4759

✓✓✓✓✓✓✓
IN THE CLASSIFIED YOU CAN.....

✓Find a Pet
✓Find a Car
✓Find a Job
✓Find Garage Sales
✓Find A New Employee
✓Sell Your Home
✓Sell Your Unwanted Merchandise
✓Advertise Your Business or Service

Classified - it's the reliable source for the right results

PUT CLASSIFIEDS TO WORK FOR YOU!

FIND A JOB!
BUY A HOME!
BUY A CAR!

A Bargain Hunters Delight Check the Classifieds First! A Whole Marketplace of Shopping is right at your Fingertips!

POSITIVE

FROM PAGE 1B

she doesn't waste precious minutes thinking about what she has to do all the time.

"All small things add up," Sager said. "Warren Buffett saved his pennies as a child, because he understood compounding interest. In the same way, small steps with diet and exercise compound to give you the results that you want." Those small steps can be applied to any portion of life — financial, spiritual, personal or health.

At the end of each year, Sager starts to think about her new word for the next year and reflects on how this word will help her achieve her goals. Her word for each year serves as a guiding framework. It's different than a New Year's resolution, because it's a guiding principle rather than a specific act that must be done every day.

For 2018, her word was *intentional.* Sager determined to be intentional with her time, and that covered being intentional with her relationship with her children and her relationships at work. She wanted to be fully present and not worry. The grace that God gives us is sufficient for the day, Sager said.

That grace carried her through the tragic days after her sister's crash. Sager helped comfort her family and helped plan the funeral of her sister. God gave her the grace to make it through those tragic days that came just a few months after her divorce.

She looked at that tragedy in much the same way she faces the rest of life. She asked herself, "What needs to be done?" Then she thoughtfully considered how to move forward. Rather than letting fear seize her and paralyze her, she trusted God to give her the strength to do what needed to be done.

Sager believes that she must set goals even when she doesn't feel positive. "I've had a lot of not positive things happen in the last year, but I stay focused by having goals set." If you have a map of where to go, you can zone out and be on autopilot. The map will help you get there, Sager said.

"Reality is, there's a lot of negativity," she said. "Life throws a lot of negativity at you. It's how we respond to the negativity that makes a difference. Life's not going to always be easy. Sometimes we are going to be sad, but there's a reward at the end of it." Psalm 126:5-6 speaks about that, she said. Sager believes that this reward is feasible if life is lived intentionally and we react to adversities with faith in God and a determination to take positive steps towards a brighter future.

"I don't take things personally very often," Sager said. "I know God has a plan for me, and I have faith in God's plan."

Sager believes that real change is possible for anyone. "Picture where you want your life to be in a year," she said. "Look at your personal, family and professional life. Look at the whole picture.

"Look at it as an outsider," she said. "See what you like and what you don't like. Give yourself credit for what you do well. When you look at where you want to be, it helps you set goals."

PASSING

FROM PAGE 1B

to the church and its congregation.

"The church really responded well to my preaching and it just seemed like a really healthy, friendly church," Stephen said. "When the opening arrived in the summer time, I started praying about it. I really felt like the Holy Spirit told me that by the end of the year, I would have my doctorate and that I would pastor this church, First Baptist Lake Josephine, and that I would be a new home owner in Sebring. All three of those things happened in the last month."

It has been a whirlwind for Stephen and his wife, Kim Lyn. The couple have two daughters: Gracie Lyn, 9 and Faith Michelle, 2. Kim Lyn is a stay-at-home mother for the time being.

Stephen did not receive any special consideration for the job, despite his connection. He had to fill out an application and go through the Pastor Search Committee the same as the other 100 applicants. In fact, Stephen said the committee held his application off to the side to ensure they were not influencing themselves with bias. After three months of looking at the other applications, the committee decided they wanted to interview Stephen.

"They didn't want to give me the job because of nepotism," Stephen said. "They wanted to really take the time to see what direction God was leading them to. I told them I do not want the job because I am Kevin Ahrens' son. I wanted them to hire me because that was what God was leading them to do."

The church voted in favor of Stephen by 89 percent approval.

Stephen, who is already working alongside his father, said the reception has been warm and friendly. He has been able to jump right into ministry. Stephen plans on enhancing the missions program. He is also creating a young couple's class and other small group Bible studies.

Pastor Kevin said that his son can relate to the younger people better than he can.

Kevin has pastored churches where the majority of the clergy were seniors, so he can relate to them. Stephen is a pastor in his 30s with young kids, so he will be able to relate to all ages within the church.

Stephen admits that is important because the one church has two services and it keeps unity in the church of 300 parishioners. The church has over 30 ministries so the slow transition is helping him get a grasp on everything the church is into.

Pastor Stephen said that people will compare him to his father.

"What we have tried to emphasize is that, while we are similar in many ways, theologically and philosophically, we are different people," the younger pastor said. "We have different personalities and we are different generations. You try to emphasize that to people, but there will always be some natural comparison. It just goes with the territory."

Pastor Kevin chimed in.

"I always say, he is the younger, better looking and smarter one," he said.

Pastor Stephen agreed with him.

Stephen's wife looks up to her mother-in-law, and the pastors agree that their wives have a mutual respect for each other.

"Kim has so much wisdom," Stephen said. "She is my closest confidant; she gives me great advice. She has a great spirit of discernment where she can sense the Lord's leading in things. I depend on her a lot. I probably could not do my job without her."

Fortunately, Stephen did not have to go through the troubles that his father did in order to have a close relationship with God. When he was 13 years-old, Stephen told his dad the last thing he wanted to do was be a pastor because he knew how it felt to live in a fishbowl.

Stephen said God changed his plans and heart at 17 years old while away from home. Upon his return home, he told his father his decision.

"I thought he'd be shocked," Stephen said. "He said to me, 'I've known this for several years. I have been waiting for you to tell me.'"

Kevin said he knew his son would be a pastor after he counseled him following the death of Crystal, his daughter and Stephen's sister.

"I knew he had a special function," Kevin said. "You know when your 9-year-old preaches to you."

Last Sunday, Pastor Kevin performed a ceremony for Stephen based on scripture where Elijah passes his mantle to Elisha. It was Elijah that prayed Elisha's ministry would be double that of the older man.

"That's my prayer for Stephen also," Kevin said.

First Baptist Church Lake Josephine is at 111 Lake Josephine Drive in Sebring. The phone number for service times is 863-655-1524.

KOMMENT

FROM PAGE 1B

ways:

(1) Baptizing in the name of the Father, Son, and Holy Spirit.

(2) Teaching obedience to all of Jesus' commands.

If Jesus has "all authority," who am I to disobey any of His commands? To disobey one in authority invites trouble, but to disobey the One with all authority invites eternal death.

Are you a disciple of Jesus Christ? Have you been baptized? Are you obeying all that is commanded of you? If not, then submit yourself to Jesus Christ and obey His authority today.

Kevin's Komments is written by Kevin Patterson and presented by the Sebring Parkway church of Christ assembling at 3800 Sebring Parkway, Sebring, FL 33870. Find them on the internet at www.sebringcoc.com, or e-mail them at sebringparkway@sebringcoc.com.

The News Wire

STATE • NATIONAL • WORLD • BUSINESS

Saturday, December 15, 2018

Shutdown looms as Trump weighs next move on border wall

See Page 3

Cohen goes on the offensive

Trump's former lawyer claims President knew hush money payments wrong

By MICHAEL BALSAMO
Associated Press

WASHINGTON — Shaken and facing a prison term, President Donald Trump's longtime personal lawyer said Friday that Trump directed him to buy the silence of two women during the 2016 campaign because he was concerned their stories of alleged affairs with him "would affect the election." He says Trump knew the payments were wrong.

Michael Cohen — who for more than a decade was a key power player in the Trump Organization and a fixture in Trump's political life — said he "gave loyalty to someone who, truthfully, does not deserve loyalty." Cohen spoke in an interview with ABC that aired Friday on "Good Morning America."

Cohen said that "of course" Trump knew it was wrong to make the hush-money payments, but he did not provide any specific evidence or detail in the interview. Federal law requires that any payments made "for the purposes of influencing" an election must be reported in campaign finance disclosures.

Speaking to ABC's George Stephanopoulos, Cohen appeared shaken over the series of events that swiftly took him from Trump's "fixer" to a man facing three years in prison.

"I am done with the lying," Cohen said. "I am done being loyal to President Trump."

He added: "I will not be the villain of this story."

Cohen was sentenced on Wednesday to three years in federal prison after pleading guilty to several charges, including campaign finance violations and lying to Congress. Prosecutors have said Trump directed Cohen to arrange the payments to buy the silence of porn actress Stormy Daniels and former Playboy model Karen McDougal in the run-up to the 2016 campaign.

COHEN | 8

AP PHOTO

Michael Cohen, President Donald Trump's former lawyer, leaves federal court after his sentencing in New York on Tuesday.

Preaching the 'good' word

AP PHOTO

In this Dec. 5 photo, Father Jim Sichko, center, takes a selfie with a man after paying for his lunch at an In-N-Out Burger in the Hollywood section of Los Angeles.

Priest takes pope's mandate — good deeds for all — across US

By JOHN ROGERS
Associated Press

LOS ANGELES — Father Jim Sichko has a 50-state congregation and a simple mandate from the pope: Go forth and do good deeds.

That's why the Roman Catholic priest found himself standing by the drive-thru of a popular Hollywood fast-food joint on a recent windy, rain-swept afternoon buying lunch for everyone who stopped by. The next day he'd be at a gas station in Kentucky, topping off people's tanks. Then it would be on to Arizona where he would — well, he wasn't quite sure what he'd do there, but he'd think of something.

At a Starbucks last Christmas, he tipped each of the baristas $100 after learning the annual brouhaha over whether the coffee chain's holiday cups are Christmassy enough had caused tips to plummet.

Sichko is a papal missionary of mercy, a rarified group of 700 from around the world, including 100 from the United States, who were appointed directly by Pope Francis in celebration of a "Jubilee of Mercy" that began in December 2015 and has since been extended indefinitely.

Missionaries were assigned to travel the world spreading kindness, forgiveness, joy and mercy to everyone they encountered. Some responded by using their newly granted authority from the pope to perform confession and forgiveness of sins basically anywhere at any time. Others took to radio airwaves or retreats to offer messages of joy.

Sichko, a Kentucky-based preacher, came up with an idea different from the others and got his bishop at the Diocese of Lexington to sign off on it: He'd travel his country performing random acts of kindness in all 50 states.

DEEDS | 8

7-year-old in good health, border agents said; then she died

By COLLEEN LONG and ELLIOT SPAGAT
Associated Press

WASHINGTON — Just 7 years old, Jackeline Caal was picked up by U.S. authorities with her father and other migrants this month in a remote stretch of New Mexico desert. Some seven hours later, she was put on a bus to the nearest Border Patrol station but soon began vomiting. By the end of the two-hour drive, she had stopped breathing.

Jackeline hadn't had anything to eat or drink for days, her father later told U.S. officials.

The death of the Guatemalan girl is the latest demonstration of the desperation of a growing number of Central American families and children showing up at the U.S.-Mexico border, often hoping to claim asylum, and it raises new questions about how well authorities are prepared.

Customs and Border Protection said Friday that the girl initially appeared healthy and that an interview raised no signs of trouble. Her Spanish-speaking father signed a form indicating she was in good health, authorities said, though a Guatemalan official said late Friday that the family's native language was a Mayan dialect.

CBP Commissioner Kevin McAleenan said agents "did everything in their power" to save her.

The episode drew immediate questions from members of Congress and others about whether more could have been done. There were only four agents working with a group of 163 migrants, including 50 unaccompanied children, and only one bus to take them to the nearest station 94 miles away. The protocols the agents followed failed to alert them to any signs of distress until it was too late.

"A 7-year-old girl should not be dying of dehydration and shock in Customs and Border Protection custody," Senate

BORDER | 8

Trump picks Mulvaney to be next chief of staff

By JONATHAN LEMIRE, CATHERINE LUCEY and JILL COLVIN
Associated Press

WASHINGTON — President Donald Trump on Friday picked budget director Mick Mulvaney to be his next chief of staff, ending a chaotic search for a new chief of staff that had been inching forward with the feel of an unfolding reality TV show.

Trump tweeted that Mulvaney "will be named Acting White House Chief of Staff, replacing General John Kelly, who has served our Country with distinction."

"Mick has done an outstanding job while in the Administration," Trump posted. "I look forward to working with him in this new capacity as we continue to MAKE AMERICA GREAT AGAIN! John will be staying until the end of the year. He is a GREAT PATRIOT and I want to personally thank him for his service!"

Though deemed an "acting" chief of staff, Mulvaney's term will be open-ended, according to a senior White House official speaking on the condition of anonymity to discuss personnel matters. The position does not require confirmation.

Mulvaney, who will be Trump's third chief of staff, will now take on his third job in the administration; he is the head of the Office of Management and had simultaneously led the Consumer Financial Protection Bureau.

AP FILE PHOTO

In this March photo, Office of Management and Budget Director Mick Mulvaney speaks in the Brady press briefing room at the White House.

A former Tea Party congressman, was among a faction on the hard right that bullied GOP leaders into a 2013 government shutdown confrontation by insisting on lacing a must-pass spending bill with provisions designed to cripple President Barack Obama's signature health care law.

The appointment of the affable, fast-talking South Carolinian came just hours after another candidate for the post, former New Jersey Gov. Chris Christie, took himself out of contention for the job. Christie cited family reasons in a statement saying that he was asking Trump to remove him from consideration. He had met with Trump on Thursday to discuss the job, according to a person familiar with the meeting who was not authorized to discuss it publicly.

Christie's departure is the latest twist in a search triggered when Trump's preferred candidate to replace Kelly bowed out.

Trump said Thursday that he was weighing five possibilities. Among the others he considered: his 2016 deputy campaign manager David Bossie, U.S. Trade Representative Robert Lighthizer and Treasury Secretary Steven Mnuchin.

May aims to rescue Brexit plan; EU says ball's in UK's court

By JILL LAWLESSS and LORNE COOK
Associated Press

BRUSSELS — British Prime Minister Theresa May launched a rescue mission for her ailing Brexit deal Friday, after the European Union rebuffed her request to sweeten the divorce agreement so she can win over hostile lawmakers at home.

EU leaders meeting in Brussels showed little appetite to resolve May's Brexit impasse for her, saying the U.K. Parliament must make up its mind. The choice was either back the Brexit agreement or send Britain tumbling out of the bloc in March without a deal and into unknown economic chaos.

"There is one accord, the only one possible," French President Emmanuel Macron told reporters at the end of a two-day summit. He said it was "the British parliament's time" to decide whether to accept or reject it.

The Brexit gridlock has left Britain's future looking like a high-stakes gamble with a dizzyingly wide range of possible outcomes. There could be an orderly or a disorderly Brexit. May's Conservative government could fall and an early election be held. Britain could make a last-minute request to the EU to give it more time and not leave the bloc on March 29. Some people are even pressing for the U.K. to hold a second referendum on Britain's EU membership.

So many possibilities, so little time.

May came to the EU summit seeking legally binding changes to the agreement, which is opposed by a majority of British lawmakers.

But the 27 other EU leaders offered only reassurances. They said they would seek to move swiftly on forging a new trade deal after Britain leaves the bloc, and promised that a legally binding insurance policy to keep the Irish border open would only be used temporarily.

They rejected British pressure to put a fixed end date on the border guarantee, and refused to re-negotiate the Brexit agreement, a 585-page legal text settling issues including the size of Britain's divorce bill and the future rights of Europeans living in Britain and Britons living in the EU. It also includes a document laying out the two sides' hopes for future relations, which isn't legally binding.

European Commission President Jean-Claude Juncker accused Britain of failing to give detailed proposals on Brexit, saying it was "up to the British government to tell us exactly what they want."

May was filmed speaking sternly to Juncker as leaders arrived at Friday morning's session of the summit. She said they had had a "robust" exchange.

Nonetheless, May told reporters in Brussels that she welcomed the EU's reassuring words — and that, as formal conclusions of an EU summit, they "have legal status."

"There is work still to do. And we will be holding talks in coming days about how to obtain the further assurances that the U.K. Parliament needs in order to be able to approve the deal," May said.

AP PHOTO

British Prime Minister Theresa May walks by the Union Flag and EU flag as she departs a media conference at an EU summit in Brussels, Friday.

French hunt for possible accomplices of Strasbourg attacker

By ELAINE GANLEY and MSTYSLAV CHERNOV
Associated Press

STRASBOURG, France — French police have killed the man who they believed attacked Strasbourg's Christmas market but investigators kept digging Friday for possible accomplices in a city known for a high concentration of potential extremists.

A fourth victim of Tuesday night's attack on the biggest Christmas market in France died Friday. The dead included a Thai tourist and a 29-year-old Italian journalist. A dozen other people were wounded.

The market reopened Friday in a bid to reclaim a festive spirit after being closed for two days after the attack. French President Emmanuel Macron paid a visit, arriving after a European summit in Brussels to offer his condolences to the wounded and victims' families and to salute security forces. He spoke with the three police officers who less than 24 hours earlier shot and killed Cherif Chekatt, the attack suspect.

For three days, Macron has faced back-to-back national emergencies, dealing with the Christmas market attack and in the midst of a month of grassroots protests over the cost of living that have grown increasingly violent and have devastated parts of the French capital.

The government has implored the French not to take to the streets Saturday, evoking the Strasbourg tragedy and the security situation that has strapped soldiers and police.

Chekatt, the 29-year-old Strasbourg native, was killed Thursday night in a confrontation with three police officers in his childhood neighborhood after a massive manhunt.

The depth of his radicalization and connections remained unclear, but his path seemed to reflect an increasingly common hybrid European extremist who moves from delinquency to sowing terror.

AP PHOTO

French riot police officers patrol outside the cathedral as the Christmas market reopens in Strasbourg, eastern France, Friday.

MORE HEADLINE NEWS FROM AROUND THE WORLD

Syrian Kurdish-led fighters take last town held by IS

BEIRUT (AP) — U.S.-backed, Kurdish-led fighters captured the last town held by the Islamic State group on Friday, after three months of ferocious battles in the militants' single remaining enclave in eastern Syria, activists and Kurdish officials said.

The fall of Hajin marks an end to the extremist group's hold over any significant urban area, which in three years shrunk from large swaths of Iraq and Syria the militants once held to this small enclave near the two countries' shared borders.

The capture of Hajin, however, does not mark the end of the group which still holds some villages nearby and has a scattered presence and sleeper cells in both countries.

As the offensive by the Kurdish-led Syrian Democratic Forces intensified over the past days under the cover of airstrikes by the U.S.-led coalition, IS fighters withdrew south to areas east of the Euphrates river and west of SDF positions along the border with Iraq. Among the villages still held by extremists in the enclave are Sousa, Buqaan, Shaafah, Baghouz and Shajla.

The latest push has also raised questions about the fate of IS leader and founder Abu Bakr al-Baghdadi who has not been seen in public since he announced his self-styled caliphate in 2014 from a mosque's pulpit in the Iraqi city of Mosul.

Lawmaker: Rajapaksa to resign as Sri Lanka's prime minister

COLOMBO, Sri Lanka (AP) — A Sri Lankan lawmaker said Friday that disputed Prime Minister Mahinda Rajapaksa will resign Saturday to end the country's political crisis.

The pro-Rajapaksa lawmaker, Lakshman Yapa Abeywardena, told reporters that Rajapaksa decided in a meeting with President Maithripala Sirisena to resign to allow the president to appoint a new government.

Sri Lanka has had no functioning government for nearly two weeks and is facing the prospect of being unable to pass a budget for next year.

The decision appears to have been hastened by a Supreme Court decision Friday to extend a lower court's suspension of Rajapaksa's and his Cabinet's functioning in their offices.

Japan begins reclamation at disputed US base despite protest

TOKYO (AP) — Japan's central government started main reclamation work Friday at a disputed U.S. military base relocation site on the southern island of Okinawa despite fierce local opposition.

Construction workers dumped a truckload of sediment and bulldozed it into the sea at Henoko on Okinawa's east coast to build a runway for a Marine Corps base that will be relocated from densely populated Futenma in the southern part of the island. The central government has reversed Okinawa's earlier ban on landfill work at the site.

Opponents of the relocation say it would not only be an environmental debacle but also ignore local wishes to remove the base.

HEADLINE NEWS FROM AROUND THE STATE

Florida man executed for fatally stabbing woman in 1992

STARKE (AP) — A man convicted of the fatal stabbing and beating death of a woman in Miami-Dade County 26 years ago was executed Thursday night in Florida.

Jose Antonio Jimenez, 55, received a lethal injection and was pronounced dead at 9:48 p.m. at Florida State Prison in Starke. He was sentenced to death for the 1992 killing of 63-year-old Phyllis Minas in her North Miami apartment.

The U.S. Supreme Court rejected his last-minute appeal earlier Thursday.

The execution took about 15 minutes to complete and Jimenez had no last words to say. As the three-drug protocol was performed, Jimenez appeared to take numerous rapid, deep breaths and occasionally moved his head.

Minas' nephew, Alan Pattee, said in a written statement that his family believes justice was done.

According to corrections officials, there have been 28 executions since Scott took office in 2011.

That's the most of any Florida governor since the death penalty was reinstated in 1976.

Florida man found guilty of killing teenage neighbor

JACKSONVILLE (AP) — A Florida man who claimed he accidentally shot a teenage neighbor in the eye has been convicted of second-degree murder.

The Florida Times-Union reports jurors found 61-year-old Frank Cameron guilty this week. He also was convicted of being a felon in possession of a gun. He faces up to life in prison at a Jan. 22 sentencing.

Jacksonville police say Cameron fatally shot 19-year-old Marvin Levi Smith Jr. in February 2016. Cameron told investigators that Smith was helping him figure out how to operate the gun's safety. But witnesses say Cameron had threatened to kill Smith two days earlier in a dispute about a bicycle.

Florida man arrested for biting boys out of frustration

TARPON SPRINGS (AP) — A Florida man is accused of biting his girlfriend's two young boys, and their mother is charged with neglect.

The Pinellas County Sheriff's Office says Rashawn Davis was arrested Thursday. He faces two charges of aggravated child abuse and was being held in jail Friday on a $50,000 bond.

Court records show no attorney listed for him.

Detectives say the 2-year-old boy had eight bite marks on his back, buttock and face and 35 lacerations on his back. The 3-year-old boy had a bite mark on his buttock.

Detectives say Davis admitted to biting the boys out of frustration.

Last August, the boys were removed from the home Davis shared with his girlfriend, Andrea Fulton, after a domestic dispute.

Fulton is charged with neglect. No attorney was listed for her.

School defends expulsion of Wade family friend

PLANTATION (AP) — A South Florida prep school at the center of a dispute over the expulsion of a student who is friends with NBA star Dwayne Wade and actress Gabrielle Union says its handbook explicitly states that any student who uses profanity toward a staff member will be expelled.

Wade and Union released a statement Thursday supporting senior Cyrus Nance, who was a basketball player at American Heritage High in Plantation, Florida. He was expelled last month after a verbal altercation with a coach of another team at the school. Wade's son also plays at the school.

Nance's attorney, Benjamin Crump, says discrimination was involved in the expulsion.

The school said in a statement Friday those allegations are untrue.

The school says their investigation shows the evidence supports the school's disciplinary action.

UCF offering additional $40 million in scholarships, aid

ORLANDO (AP) — The University of Central Florida says it will offer an additional $40 million in scholarships and financial aid to students.

The Orlando-based school announced this week that the new scholarships and other institutional aid will help ensure that no student has to give up pursuing a degree because of money.

The school says nearly half of UCF students work more than 20 hours a week and that can often delay their earning degrees in four years.

Woman run over at McDonalds by man who snatched her purse

OKEECHOBEE (AP) — Florida authorities have jailed a man who they say snatched a handbag from an elderly woman at McDonald's and then ran her over in the parking a lot.

The Okeechobee Police Department said Friday that Charles Stratton is being held on $40,000 bond on charges of aggravated battery, grand theft and robbery.

Police say Stratton turned himself in to authorities in another county, saying he stole the purse to buy crack cocaine.

Detectives say 76-year-old Janice Allen followed Stratton into the parking lot after he grabbed her purse last weekend. She opened the door to the vehicle and was violently knocked to the ground when he went in reverse.

Allen was released from a hospital with deep bruises after suffering a concussion.

Florida jury weighs case featuring homicide and infidelity

TALLAHASSEE (AP) — A Florida jury is deliberating whether to convict a woman accused of helping mastermind the killing of her husband nearly two decades ago.

Prosecutors and Denise Williams' defense attorneys gave closing statements Friday in a case that has resembled the plot of the Hollywood classic, "Double Indemnity."

Brian Winchester testified he had an affair with Williams and killed her husband. He eventually married Williams but the relationship later soured.

Mike Williams disappeared in December 2000 while duck hunting near Tallahassee. It was speculated at the time that he drowned and his body was devoured by alligators. His buried body was found last year.

Ethan Way, an attorney for Denise Williams, maintained Winchester lied in order to get revenge and there was no other proof linking his client to the crime.

Shutdown looms as Trump weighs next move on border wall

By LISA MASCARO, MATTHEW DALY and CATHERINE LUCEY
Associated Press

WASHINGTON — Congress is racing to avoid a partial government shutdown next Friday over President Donald Trump's border wall. But you wouldn't know it by the schedule, as lawmakers left town waiting for the White House's next move.

The House is taking an extended five-day weekend, returning Wednesday night. The Senate returns Monday after a three-day absence.

The ball is in Trump's court, both sides say, and the president met Friday with top aides to discuss his spending strategy. There's an expectation on Capitol Hill he'll reach out soon to offer lawmakers a plan.

The president said this week he'd be "proud" to shut down the government over the $5 billion he wants for the wall on the southern border, but he has since taken a softer tone, tweeting, "Let's not do a shutdown, Democrats — do what's right for the American People!" But Trump doesn't have the votes from the Republican-controlled Congress to support funding for the wall at the level he wants.

Democratic congressional leaders, Sen. Chuck Schumer and Rep. Nancy Pelosi, made a counter offer during a contentious meeting at the White House of no more than $1.6 billion, as outlined in a bipartisan Senate bill. The money would not go for the wall but for fencing upgrades and other border security. Democrats also offered to simply keep funding at its current level, $1.3 billion.

Without a resolution, parts of the federal government would shut down at midnight Dec. 21.

Trump met on Friday with legislative affairs director Shahira Knight and budget director Mick Mulvaney to discuss strategy. Some White House aides were startled by Trump's embrace of a shutdown during his meeting with Democratic leaders, though others argued that it was another example of Trump sticking with his campaign promises.

"The president made it very clear: He does want a border wall. He does want border security. He wants to protect the American people," White House spokesman Hogan Gidley told reporters on Friday.

While Trump has long rallied for the border wall with Mexico, a centerpiece of his 2016 campaign, Republicans on Capitol Hill never fully warmed to the plan, and they are less likely now to round up the votes for it after losing the House majority in the November election.

Each passing day brings Democrats closer to taking control of the House, and with Christmas approaching, enthusiasm for a prolonged fight over the wall was waning even among some Republicans who support it.

"We're out of time," said Rep. Jeff Denham, R-Calif., who lost a bid for re-election last month.

Denham backs the wall as part of a broader immigration overhaul, but said Republicans would be better served by approving a short-term budget resolution that postpones the wall fight until January while keeping the government open.

"Allow the next Congress to come in, get seated, committee chairs to get filled, and then actually have a full debate on a bipartisan solution," Denham told CNN Friday.

Democrats, meanwhile, are not inclined to give an inch, as seen by the backing Pelosi received after confronting Trump during their televised meeting in the Oval Office. She's poised to become House speaker when the new Congress convenes Jan. 3.

As of Friday, Trump had neither accepted nor rejected the Democrats' proposal, according to the Democrats. He told them he would take a look. Trump will need Democratic votes either way, now or in the new year, for passage.

Nancy Wilson, Grammy winning jazz singer, dies at 81

By ANDREW DALTON and HILLEL ITALIE
Associated Press

WILSON

Nancy Wilson, the Grammy-winning "song stylist" and torch singer whose polished pop-jazz vocals made her a platinum artist and top concert performer, has died.

Wilson, who retired from touring in 2011, died after a long illness at her home in Pioneertown, a California desert community near Joshua Tree National Park, her manager and publicist Devra Hall Levy told The Associated Press late Thursday night. She was 81.

Influenced by Dinah Washington, Nat "King" Cole and other stars, Wilson covered everything from jazz standards to "Little Green Apples" and in the 1960s alone released eight albums that reached the top 20 on Billboard's pop charts. Sometimes elegant and understated, or quick and conversational and a little naughty, she was best known for such songs as her breakthrough "Guess Who I Saw Today" and the 1964 hit "(You Don't Know) How Glad I Am," which drew upon Broadway, pop and jazz.

She resisted being identified with a single category, especially jazz, and referred to herself as a "song stylist."

MORE HEADLINE NEWS FROM AROUND THE NATION

Scandal-plagued CBS grants $20M to 18 women's rights groups

NEW YORK (AP) — CBS on Friday pledged to give $20 million to 18 organizations dedicated to eliminating sexual harassment in the workplace as the network tries to recover from a scandal that led to the ouster of its top executive, Les Moonves.

The announcement comes as the network's crisis deepens, with details emerging from an ongoing investigation into Moonves' conduct and news surfacing of other instances of sexual misconduct at CBS.

In the latest revelation, CBS acknowledged that it reached a $9.5 million confidential settlement last year with actress Eliza Dushku, who said she was written off the show "Bull" in March 2017 after complaining about on-set sexual comments from its star, Michael Weatherly. Some women's rights activists called on CBS to fire Weatherly.

The funds for the grants to the 18 organizations are being deducted from severance owed to Moonves under his contract, and the company had previously said the former CEO would have a say in which groups would receive the money.

CBS said its donation to the 18 groups will go toward helping expand their work and "ties into the company's ongoing commitment to strengthening its own workplace culture."

National Park Service buys MLK Jr's birth home

ATLANTA (AP) — The National Park Service has bought the home in Atlanta, Georgia, where Martin Luther King Jr. was born in 1929.

Citing a National Park Foundation release, news outlets report the civil rights leader's family has owned the home on Auburn Avenue for more than a century and closed the sale last month for an undisclosed amount. Congress declared the home a National Historic Site in 1980, and the National Park Service began offering tours of it in 1982.

The home was built in 1895 for a white family and bought by King's maternal grandfather in 1909 for $3,500. King's mother inherited it. King's younger brother, A.D. King, and his family were the last of the King line to live there.

Republican drops recount request in Maine congressional race

PORTLAND, Maine (AP) — A Republican incumbent dropped his request for a recount Friday in the first congressional race in U.S. history held under a system by which voters rank candidates in order of preference.

The announcement by Rep. Bruce Poliquin came a day after a federal judge tossed out his challenge of the candidate-ranking system.

Poliquin lost his re-election bid to Democratic State Rep. Jared Golden in November. He requested the recount, which had been taking place in Augusta.

But on Friday, Poliquin tweeted that he believes it's important to end the recount, in part because of the coming holidays. He also said he's still evaluating the possibility of appealing the judge's decision on the constitutionality of the candidate-ranking system.

Poliquin said there are still "unanswered questions" on the use of the new method, which is often called ranked-choice voting.

"Maine people continue to write and approach me with grave concerns over rank voting," he tweeted. "I understand their concerns, and the need for our elections to be transparent and fair."

MutualFunds

Fund	NAV	chg	12 mo %rtn
AB			
SmCpGrA m	44.58	-9.35	+5.0
AMG			
YackFocN d	22.18	-.19	+5.2
Yacktmanl d	23.98	-.20	+5.1
Aberdeen			
IntlSmCpA m	28.37	-.42	-6.7
Akre			
FocRetail x	34.78	-.23	+8.1
Alger			
SmCpGrB m	6.69	-.05	+6.7
Alpine			
DynDivInstl	3.70	-.03	-4.8
Amana			
MutGrInv b	36.82	-.21	+6.1
MutIncInv b	48.98	-.36	-2.1
American Century			
CptlValInv	8.30	-.17	-3.9
HYMuniInv	9.44	-.03	+1.0
HeritageInv	22.04	-.13	-.4
IntTrmTxFrBdInv	11.10	-.01	+.5
UltraInv	45.34	-.43	+4.4
American Funds			
AMCpA m	31.00	-.27	+2.2
AmrcnBalA m	26.53	-.17	-.2
AmrcnHiIncA m	9.83	-.04	+.4
AmrcnMutA m	40.52	-.37	+1.6
BdfAmrcA m	12.47	-.01	-1.2
CptWldGrIncA m	46.02	-.15	-7.1
CptlIncBldrA m	57.80	-.13	-5.0
EuroPacGrA m	46.96	-.35	-12.4
FdmtlInvsA m	58.86	-.38	-2.4
GlbBalA m	30.23	-.06	-4.5
GrfAmrcA m	49.61	-.32	+1.5
IncAmrcA m	22.09	-.07	-2.4
InvCAmrcA m	38.05	-.17	-2.1
NewWldA m	59.16	-.21	-9.5
NwPrspctvA m	41.48	-.10	-2.7
SmCpWldA m	51.64	-.79	-5.2
TheNewEcoA m	43.66	-.18	-1.3
WAMtInvsA m	43.57	-.38	+1.1
Baird			
AggrgateBdInstl	10.47	...	-1.3
CorPlusBdInstl	10.78	...	-1.4
Baron			
AsstRetail b	66.30	-1.03	+4.2
GrRetail b	64.15	-1.35	+3.1
PtnrsRetail b	50.44	-.59	+3.0
Berkshire			
Foc d	24.77	+.35	+14.9
BlackRock			
AlCpEngyRsInvA m	9.30	-.27	-9.3
EqDivInstl	19.26	-.31	-3.5
GlbAllcIncInstl	18.52	-.17	-5.3
GlbAllcIncInvA m	18.39	-.17	-5.6
HYBdSvc b	7.33	-.01	-.8
StrIncOpIns	9.60	-.01	-.2
TactOppsInvA m	14.94	-.01	+5.2
Bruce			
Bruce	520.29	-3.57	-1.4
CGM			
Foc	41.81	-.52	-18.5
Clipper			
Clipper	99.50	-6.92	-8.0
Columbia			
LgCpValA m	12.02	-1.58	-6.7
DFA			
EMktCorEqI	19.30	-.05	-11.9
EmMktsValInstl	27.09	-.06	-8.1
FvYrGlbFIIns	10.97	+.01	+1.2
IntlCorEqIns	11.99	-.14	-14.1
IntlSmCoInstl	17.26	-.36	-15.8
IntlSmCpValIns	17.75	-.39	-19.7
USCorEq1Instl	21.57	-.40	-2.9
USCorEqIIInstl	20.02	-.43	-4.6
USLgCpValInstl	35.37	-.83	-6.2
USSmCpInstl	32.25	-1.00	-7.6
USSmCpValInstl	33.20	-1.32	-9.5
USTrgtedValIns	21.52	-.84	-10.2
Delaware Inv			
StrategicIncA m	7.69	-.02	-4.0
ValInstl	21.25	-.18	+2.3
Deutsche			
CorEqA m	26.41	-.42	-1.4
CorEqS	26.69	-.43	-1.2
GNMAS	13.23	-.05	-.5
Dodge & Cox			
Bal	101.88	-1.15	-1.1
Inc	13.34	+.03	-.8
IntlStk	38.73	-.42	-14.3
Stk	192.66	-3.76	-1.6
DoubleLine			
CorFII	10.58	-.01	-.6
TtlRetBdI	10.36	-.01	+.9
TtlRetBdN b	10.36	-.01	+.7
Dreyfus			
MidCpIdxInvs	34.28	-.93	-6.2
MnBd	11.43	-.03	-.1
NYTxExBd	14.36	-.03	-.5
OppcSmCpInv x	24.03	-8.63	-14.0
ShrtTrmIncD	9.90	-.01	-.8
Eaton Vance			
DivBldrA m	12.98	-1.01	-.8
Edgewood			
GrInstl	31.34	-.13	+6.0
FMI			
CommonStk x	22.66	-2.77	-4.7
LgCp x	17.60	-3.72	-.8
FPA			
Cptl	29.68	-1.37	-10.1
Crescent d	32.52	-.21	-4.7
Federated			
HiIncBdA f	7.13	-.04	-.4
IntlSmMidCoA m	33.57	-.53	-13.7
KaufmannA m	5.21	-.01	+9.5
Fidelity			
500IdxInsPrm x	90.38	-2.01	-.1
AsstMgr50%	17.33	-.11	-3.2
BCGrowth	84.87	-.24	+2.8
Balanced	21.11	-.20	-1.2
Canada	45.06	-.65	-9.3
Cap&Inc	9.41	-.03	-2.6
Contrafund	11.33	-.08	+1.1
ContrafundK	11.33	-.08	+1.1
DivGro	26.11	-.66	-2.9
EmMkts	26.78	-.10	-14.8
EmergMketsOpps x	16.43	-1.50	-12.9
EmergingAsia	37.11	+.14	-12.5
ExMktIdxInPr x	55.29	-4.55	-3.8
Fidelity	41.34	-.38	-2.2
FocusedStock	21.47	-.18	+9.0
FourinOneIdx	42.35	-.40	-3.3
Frdm 2020	15.46	-.10	-3.4
Frdm 2025	13.39	-.09	-3.8
Frdm 2030	16.59	-.13	-4.4
GNMA	11.11	-.01	-.3
GroCo	16.63	-.10	+.9
GroCo	17.75	-.10	+.3
GroCoK	17.76	-.10	+.3
Independence	36.13	-.39	-2.0
IntlDiscv	37.30	-.20	-13.5
IntlGr x	13.48	-1.09	-8.5
IntlIdxInstlPrm x	36.94	-1.11	-10.7
IntlRlEstt	10.92	-.07	-2.1
IntlVal x	8.75	-.38	-13.9
InvmGradeBd	10.84	...	-.9
JapanSmlrCo	15.73	-.24	-12.1
LatinAmerica	20.99	-.13	-8.7
LowPrStk	44.50	-.99	-6.5
LvrgdCoStk x	24.93	-1.43	-10.1
Magellan x	9.30	-.57	-1.0
MegaCapStock	13.97	-.29	-2.9
MidCapValue	19.83	-.46	-14.2
NYMuniInc	12.80	-.03	-.2
NewMillennium	38.19	-.78	-2.1
Nordic	43.78	+.08	-5.5
OTCPortfolio	10.28	-.02	+.3
Overseas	41.52	-.21	-11.7
Puritan	20.05	-.14	-1.2
SCGrth x	22.11	-.81	+1.9
TaxFreeBond	11.23	-.03	+.2
TotalBond	10.24	-.01	-1.2
TtlMktIdxF x	73.30	-2.52	-.7
TtlMktIdxInsPrm x	73.28	-2.52	-.7
USBdIdxInsPrm	11.18	...	-1.0
ValDiscv	25.98	-.46	-5.2
Fidelity Advisor			
LargeCapA m	31.26	-.76	-4.4
LimitedTermBdA m	11.21	...	-.1
NewInsI	28.02	-.32	-.2
StgInc	11.83	-.02	NA
Fidelity Select			
Biotechnology x	18.86	-1.44	-2.2
Energy x	35.56	-2.05	-13.0
Gold	17.06	-.12	-12.6
HealthCare x	22.94	-1.55	+12.3
HealthCareSvcs x	95.43	-6.71	+18.5
Leisure x	13.42	-1.84	-2.7
Materials x	62.26	-4.58	-20.9
MedTech&Devcs x	48.40	-2.04	+18.3
NaturalGas	19.46	-.84	-13.2
NaturalRes x	23.93	-1.08	-13.2
Pharmaceuticals x	19.86	-.57	+9.9
Semicon x	7.97	-1.42	-9.3
Wireless x	8.50	-1.24	-1.9
First Eagle			
GlbA m	51.62	-3.78	-6.0
First Investors			
GlbA m	7.65	-.08	-7.6
TtlRetA m	18.72	-.22	-5.5
Firsthand			
TechOpps	10.80	...	+8.5
Franklin Templeton			
CATxFrIncA1 m	7.20	-.02	-.4
EqIncA m	24.27	-.33	-.5
FdrTFIncA1 m	11.54	-.02	+.1
FloridaTFIncA1 m	10.37	-.01	+1.2
GlbBdAdv	11.56	+.06	+1.0
GlbBdC m	11.64	+.07	+.3
Gr,IncA m	21.55	-3.03	NA
GrA m	92.91	-1.17	+.6
GrOppsA m	37.25	-.36	+3.2
IncA1 m	2.19	-.01	-2.3
IncAdv	2.17	-.01	-2.2
IncC m	2.22	-.01	-2.7
RisingDivsA m	57.49	-.69	+.3
TtlRetA m	9.32	-.03	-2.4
UtlsC m	19.17	+.08	+5.0
GE			
RSPUSEq	52.66	-.64	+1.1
Gabelli			
AsstAAA m	56.27	-.76	-2.8
EqIncAAA m	16.99	-.25	-6.2
Val25A m	14.87	-.27	-2.2
Glenmede			
SmCpEqAdv	22.42	-5.39	-9.3
Goldman Sachs			
ShrtDurGovtA m	9.71	-.01	+.5
Harbor			
CptlApprecInstl	70.84	-.45	+2.5
Harding Loevner			
IntlEqInstl d	20.24	+.15	-9.7
Heartland			
ValPlusInv m	29.84	-.99	-7.0
Hennessy			
CrnrstnGrInv b	17.90	-.70	-16.6
GasUtilityInv b	27.30	+.12	+1.1
Hodges			
Retail m	31.52	-5.59	-26.8
INVESCO			
DivIncInv b	23.56	+.03	-2.6
EngyA m	20.53	-.32	-12.9
EngyInv b	20.44	-.32	-12.9
EuropeanGrA m	34.41	-.08	-15.2
GrAllcA m	15.21	+.03	-4.5
QualIncA m	11.40	-.03	-1.2
SmCpEqA m	13.67	-.17	-9.9
TechInv b	46.51	+1.13	+5.3
Ivy			
AsstStratB m	17.91	-.25	-2.8
JPMorgan			
CPBondR6	7.99	...	-.8
CoreBondR6	11.21	-.01	-.8
InvCnsrvGrA m	11.86	-.45	-1.8
MCapValL	35.01	-3.03	-6.0
Janus Henderson			
BalancedC m	32.78	-.28	+1.4
ContrarianT	18.64	-.43	-.2
EnterpriseT	118.04	-1.87	+1.8
FlexibleBondS b	9.90	-.01	-2.0
GlobalLifeSciT	58.97	-.81	+9.7
GlobalValueT	14.47	-.20	-4.3
High-YieldT	7.95	-.01	-.8
MidCapValueL	15.64	-.46	-8.3
MidCapValueT	15.27	-.45	-8.4
OverseasT	28.13	-.06	-12.2
ResearchT	46.45	-.58	+.3
Short-TermBondT	2.97	...	+.8
SmallCapValueL	21.18	-.62	-8.4
VentureT	73.55	-1.88	-2.2
John Hancock			
BdI	15.16	...	-1.4
DiscpValI x	18.50	-2.49	NA
DiscpValMCI x	18.16	-3.04	NA
MltMgLsBlA b	14.32	-.12	-4.0
MltmgrLsGr1 b	15.08	-.17	-5.1
Litman Gregory			
MtrsIntlInstl	14.63	-.17	-15.3
Lord Abbett			
ShrtDurIncF b	4.14	...	+1.3
MFS			
MAInvsTrustB m	30.23	-.46	-2.1
ValI	37.70	-.83	-5.4
MainStay			
MacKHYCorpBdA m	5.45	...	+.3
Mairs & Power			
GrInv	118.59	-2.08	-.2
Manning & Napier			
PrBlndCnsrvTrmS	13.38	-.05	-1.2
PrBlndMaxTrmS	20.07	-.24	-2.1
Marsico			
21stCentury x	27.38	-1.92	+5.9
Matthews			
AsianGrIncInv	13.95	-1.47	-9.8
Meridian			
GrLegacy d	40.29	-1.32	-.6
Metropolitan West			
TtlRetBdI	10.31	-.01	-.9
TtlRetBdPlan	9.71	...	-.7
Midas Funds			
Midas m	1.01	-.01	-12.9
MidasMagic m	17.30	-.43	-7.6
Needham			
GrRetail b	33.85	-.74	-8.2
Neuberger Berman			
SmCpGrInv	38.35	-.33	+13.1
Nicholas			
Nicholas	61.37	-.63	+2.4
Nuveen			
NYMnBdI	10.67	-.03	-.1
Oak Associates			
EmergTech	4.49	-.51	-1.1
LiveOakHlthSci	17.18	-2.82	+1.9
PinOakEq	61.63	-2.83	-2.5
RedOakTechSel	24.68	-1.17	+5.0
Oakmark			
EqAndIncInv	27.42	-3.07	-5.5
GlbInv	24.25	-3.88	-15.0
IntlInv	20.82	-1.47	-20.8
Inv	70.43	-6.94	-8.6
SelInv	35.08	-2.61	-21.4
Old Westbury			
LgCpStrats	12.98	-.76	-4.9
Oppenheimer			
DevMktsY	37.77	-.07	-7.3
GlbStrIncA m	3.62	...	-3.6
PGIM Investments			
JenUtlA m	14.87	+.11	+5.3
JennisonBldA m	17.73	-2.47	-3.0
QMAIntlEqC m	6.35	-.05	-15.3
QMASmCpValZ	17.14	-.71	-13.4
TtlRetBdZ	13.92	-.01	-1.4
PIMCO			
AlAstInstl	11.33	-.07	-2.8
IncA m	11.77	-.03	-.3
IncI2	11.77	-.03	...
IncInstl	11.77	-.03	+.1
ShrtTrmIns	9.81	-.01	+1.8
TtlRetIns	9.90	-.03	-1.0
PRIMECAP Odyssey			
AgrsGr	42.82	-.80	-1.5
Gr	36.81	-.59	+.1
Stk	30.61	-.48	-2.8
Pax			
BalIndvInv b	21.64	-.18	-2.2
Pioneer			
A m	25.56	-.27	+2.2
Principal			
DiversIntlIns	11.65	-.10	-13.5
SAMgCnsGA m	17.32	-.17	-2.7
Putnam			
GlbUtlsB m	13.81	+.13	+1.2
IntlGrB m	16.89	-.23	-15.7
SmCpValA m	9.47	-.40	-13.6
Reynolds			
BlueChipGr b	56.62	-.74	+.8
Royce			
SmCpValSvc m	8.45	-1.28	-3.5
Rydex			
ElectronicsInv	106.82	-9.61	-9.5
HCH b	25.91	-.88	+6.3
NASDAQ100Inv	34.34	-.70	+2.9
Schwab			
HC x	23.51	-2.71	NA
SP500Idx	40.80	-.51	-.1
State Farm			
Gr	76.84	-1.00	-1.5
Sterling Capital			
StrtonSmCpVlIns	71.36	-7.78	-8.7
T. Rowe Price			
BCGr	99.23	-2.99	+5.7
Bal	21.72	-1.54	-2.9
Comm&TelInv x	97.73	-1.52	+3.2
CorpInc	9.00	+.02	-3.8
CptlAprc	27.01	-2.07	+2.8
EMStk d	37.78	-.16	-13.2
EqIdx500 d	69.24	-1.66	-.2
EqInc	28.39	-3.18	-5.0
FinclSvcs x	22.97	-3.66	-7.2
GNMA	8.91	-.01	-.3
GlbTech	15.52	...	-8.3
GrStk	59.25	-5.51	+2.8
HlthSci x	70.17	-5.52	+7.3
InsLgCpGr	39.71	-.23	+7.8
IntlEqIdx d	12.55	-.07	-11.7
IntlStk d	16.27	-.06	-11.0
IntlValEq d	12.59	-.06	-15.3
MdCpGr	78.71	-10.16	+2.2
MdCpVal	25.66	-3.46	-4.0
NJTFBd	11.79	-.02	+.8
NewAmericaGr	45.02	-5.70	+5.0
NewAsia d	16.73	+.04	-12.5
NewHorizons x	49.87	-7.76	+9.3
NewInc	9.08	-.01	-1.6
OverseasStk d	9.78	-.05	-12.3
RlEstt d	26.48	-1.70	-3.0
Rtr2020	21.71	-.13	-2.9
Rtr2025	16.87	-.11	-3.3
Rtr2030	24.75	-.18	-3.6
Rtr2035	18.04	-.14	-4.0
Rtr2040	25.84	-.20	-4.2
RtrBal	14.77	-.10	-2.1
SciandTech x	32.54	-11.42	-3.3
SpectrumGr	22.94	-.23	-4.7
SpectrumInc	12.00	-.05	-2.4
SummitMnIncInv	11.58	-.03	-.1
TFShrtInterm	5.52	...	+.6
TxEfficientEq d	29.30	-.62	+3.7
Val	31.69	-3.73	-5.6
Third Avenue			
ValIns d	40.72	-1.10	-17.2
Thompson			
Bd	11.36	...	+2.1
LgCp	61.36	-1.30	-6.6
Thornburg			
InvmIncBldrA m	20.53	-.10	-2.0
Thrivent			
IncA m	8.70	+.01	-2.9
Tocqueville			
Gold m	28.96	-.36	-17.1
Touchstone			
LargeCpFocA m	38.66	-4.67	+2.1
Transamerica			
AsAlGrC m	13.30	-.14	-8.2
AsAlModC m	11.34	-.06	-5.1
U.S. Global Investor			
GlbRes b	4.53	-.09	-21.4
GoldPrcMtls b	6.37	-.15	-13.1
USAA			
CrnrstnMod	13.60	-.50	-4.6
GrInc	21.43	-2.68	-4.0
GvtSec	9.51	-.02	-.2
HiInc d	7.60	-.06	-1.0
PrcMtlsMnral	10.86	-.01	-13.0
SciTech	22.48	-3.82	-1.0
TELngTrm	12.98	-.04	+.3
TrgtRet2040	12.40	-1.01	-4.8
TrgtRet2050	12.48	-1.07	-5.1
WldGr	27.94	-2.21	-6.2
Value Line			
PremGr b	34.54	-.31	+5.9
Vanguard			
500IdxAdmrl x	239.87	-4.26	-.1
500IdxInv x	239.88	-4.21	-.2
BalIdxAdmrl	33.78	-.28	-.6
BalIdxIns	33.79	-.27	-.5
CAITTxExAdm	11.55	-.02	+.6
CnvrtSecInv	13.17	-.02	-.4
CptlOppAdmrl	153.03	-2.35	+.5
CptlOppInv	66.21	-1.02	+.4
DevMIdxAdmrl	12.26	-.10	-11.6
DevMIdxIns	12.28	-.10	-11.5
DivGrInv	26.98	-.34	+4.5
EMStkIdxInAdm	32.08	-.08	-10.9
EqIncAdmrl	74.59	-1.18	-1.4
ExplorerAdmrl	89.65	-2.12	+3.7
ExtMktIdxAdmrl	79.18	-1.87	-3.8
ExtMktIdxIns	79.18	-1.86	-3.8
FAWexUSIIns	91.96	-.55	-11.0
FAWexUSIdxInv	18.41	-.11	-11.0
GNMAAdmrl	10.17	-.01	-.1
GlbEqInv	29.05	-.35	-5.5
GrIdxAdmrl	71.94	-.61	+.7
GrIdxIns	71.95	-.60	+.8
GrandIncInv	46.38	-.61	-.2
HCAdmrl	88.95	-.85	+5.8
HYCorpAdmrl	5.57	...	-.5
HYTEAdmrl	11.10	-.02	+.8
InTrBdIdxAdmrl	10.91	-.02	-1.5
InTrInGdAdm	9.32	-.01	-1.5
InTrTEAdmrl	13.83	-.02	+.7
InflPrtScAdmrl	24.66	-.15	-1.7
InflPrtScIns	10.04	-.07	-1.7
InsIdxIns	237.92	-2.94	-.1
InsIdxInsPlus	237.94	-2.94	-.1
InsTrgRt2020Ins	21.80	-.12	-2.5
InsTtlSMIInPls	57.54	-.82	-.6
IntlGrAdmrl	85.78	-.92	-8.8
IntlValInv	34.67	-.20	-11.5
LTInGrdAdm	9.51	+.04	-6.5
LTTEAdmrl x	11.29	-.04	+.2
LfStrGrInv	31.65	-.27	-3.9
LfStrModGrInv	25.87	-.16	-2.9
LgCpIdxInv	48.31	-.60	-.3
LtdTrmTEAdmrl	10.84	...	+1.2
MCpGrIdxInv	48.94	-.50	-.9
MdCpIdxAdmrl	179.32	-3.07	-3.8
MdCpIdxIns	39.61	-.68	-3.8
MdCpIdxInsPlus	195.37	-3.35	-3.8
MorganGrAdmrl	92.43	-.74	+2.6
MorganGrInv	29.78	-.24	+2.4
PrmCpAdmrl	135.09	-1.86	+2.2
PrmCpCorInv	26.38	-.35	-.8
RlEstIdxAdmrl	112.96	-3.40	+.1
SCpValIdxAdm	51.61	-1.45	-6.2
SCpValIdxI	28.85	-.81	-6.2
STBdIdxAdmrl	10.25	...	+.6
STInvmGrdAdmrl	10.40	...	+.3
STInvmGrdIns	10.40	...	+.4
STTEAdmrl	15.71	...	+1.4
SeledValInv	26.07	-.96	-14.6
SmCpIdxAdmrl	66.33	-1.67	-3.3
SmCpIdxIns	66.33	-1.67	-3.3
StarInv	25.59	-.19	-3.0
StrEqInv	31.05	-.66	-6.3
TrgtRtr2015Inv	14.96	-.06	-1.8
TrgtRtr2020Inv	30.35	-.17	-2.5
TrgtRtr2025Inv	17.77	-.12	-3.0
TrgtRtr2030Inv	32.16	-.24	-3.3
TrgtRtr2035Inv	19.68	-.16	-3.7
TrgtRtr2040Inv	33.85	-.31	-4.1
TrgtRtr2045Inv	21.20	-.21	-4.5
TrgtRtr2050Inv	34.11	-.34	-4.5
TrgtRtrIncInv	13.12	-.04	-1.4
TtBMIdxAdmrl	10.36	...	-1.1
TtBMIdxIns	10.36	...	-1.1
TtBMIdxInsPlus	10.36	...	-1.1
TtInBIdxAdmrl	22.02	+.05	+2.1
TtInBIdxIns	33.04	+.08	+2.1
TtInBIdxInv	11.01	+.02	+2.1
TtInSIdxAdmrl	25.95	-.18	-11.3
TtInSIdxIns	103.80	-.70	-11.3
TtInSIdxInsPlus	103.82	-.70	-11.3
TtInSIdxInv	15.52	-.10	-11.3
TtlSMIdxAdmrl	64.77	-.92	-.6
TtlSMIdxIns	64.79	-.91	-.6
TtlSMIdxInv	64.74	-.92	-.7
ValIdxAdmrl	39.81	-.63	-.9
ValIdxIns	39.81	-.63	-.9
WlngtnAdmrl	69.91	-.52	-.9
WlngtnInv	40.48	-.30	-.9
WlslyIncAdmrl	62.76	-.29	-1.3
WlslyIncInv	25.91	-.11	-1.3
WndsrAdmrl	70.91	-1.31	-8.2
WndsrIIAdmrl	62.97	-1.07	-3.7
WndsrIIInv	35.48	-.60	-3.8
Victory			
SpecValA m	24.63	-.47	-9.4
Wasatch			
GlbValInv d	8.47	-.16	-2.6
Wells Fargo			
Target2010Adm	9.97	-.66	-2.1
Western Asset			
CorPlusBdI	11.10	+.01	-2.6
WAMngdMuniA	15.78	-.04	+.2
Wintergreen Fund			
Inv m	11.18	-.37	-16.8
iShares			
S&P500IdxK	308.26	-6.51	+1.5

Mutual Fund Footnotes: b - Fee covering market costs is paid from fund assets. d - Deferred sales charge, or redemption fee. f - front load (sales charges). m - Multiple fees are charged, usually a marketing fee and either a sales or redemption fee. NA - not available. p - previous day´s net asset value. s - fund split shares during the week. x - fund paid a distribution during the week. **Source**: Morningstar and the Associated Press.

Interestrates

The yield on the 10-year Treasury note fell to 2.89 percent Friday. Yields affect interest rates on mortgages and other loans.

TREASURIES	LAST	PVS	NET CHG	1YR AGO
3-month T-bill	2.42	2.42	...	1.30
6-month T-bill	2.54	2.55	-0.01	1.47
52-wk T-bill	2.66	2.69	-0.03	1.67
2-year T-note	2.71	2.75	-0.04	1.82
5-year T-note	2.74	2.78	-0.04	2.14
7-year T-note	2.80	2.83	-0.03	2.27
10-year T-note	2.89	2.90	-0.01	2.35
30-year T-bond	3.14	3.16	-0.02	2.71

BONDS	LAST	PVS	NET CHG	1YR AGO
Barclays Glob Agg Bd	2.15	2.15	...	1.61
Barclays USAggregate	3.47	3.47	...	2.67
Barclays US Corp	4.30	4.32	-0.02	3.21
Barclays US High Yield	7.27	7.28	-0.01	5.72
Moodys AAA Corp Idx	4.01	4.01	...	3.48
10-Yr. TIPS	1.06	1.08	-0.02	.46

	PRIME RATE	FED FUNDS
LAST	5.25	2.13
6 MO AGO	5.00	1.88
1 YR AGO	4.50	1.38

Foreign Exchange

The dollar strengthened Friday versus the euro, British pound, Swiss franc and Canadian dollar. The U.S. currency lost ground to the Japanese yen and Mexican peso.

MAJORS	CLOSE	CHG	%CHG	1YR. AGO
USD per British Pound	1.2579	-.0081	-.64%	1.3441
Canadian Dollar	1.3374	+.0016	+.12%	1.2750
USD per Euro	1.1303	-.0064	-.57%	1.1792
Japanese Yen	113.29	-.31	-.27%	112.18
Mexican Peso	20.2454	-.0526	-.26%	19.0590
EUROPE/AFRICA/MIDDLE EAST				
Israeli Shekel	3.7728	+.0074	+.20%	3.5208
Norwegian Krone	8.6232	+.0637	+.74%	8.2856
South African Rand	14.3919	+.2099	+1.46%	13.4964
Swedish Krona	9.0695	+.0145	+.16%	8.4350
Swiss Franc	.9979	+.0046	+.46%	.9873
ASIA/PACIFIC				
Australian Dollar	1.3930	+.0093	+.67%	1.3031
Chinese Yuan	6.9075	+.0257	+.37%	6.6125
Hong Kong Dollar	7.8107	-.0018	-.02%	7.8087
Indian Rupee	71.945	+.409	+.57%	64.267
Singapore Dollar	1.3763	+.0054	+.39%	1.3448
South Korean Won	1134.07	+8.51	+.75%	1089.29
Taiwan Dollar	30.86	+.03	+.10%	29.99

Commodities

Energy futures finished lower Friday. U.S. crude oil, wholesale gasoline, heating oil and natural gas declined. Gold and silver fell, while copper was little changed.

FUELS	CLOSE	PVS	%CHG	%YTD
Crude Oil (bbl)	51.20	52.58	-2.62	-15.3
Ethanol (gal)	1.26	1.25	+0.64	-5.3
Heating Oil (gal)	1.85	1.88	-1.66	-11.1
Natural Gas (mm btu)	3.83	4.12	-7.20	+29.6
Unleaded Gas (gal)	1.43	1.48	-2.97	-20.3

METALS	CLOSE	PVS	%CHG	%YTD
Gold (oz)	1237.00	1242.70	-0.46	-5.3
Silver (oz)	14.51	14.73	-1.47	-14.9
Platinum (oz)	785.30	797.50	-1.53	-15.9
Copper (lb)	2.76	2.76	-0.07	-15.8

AGRICULTURE	CLOSE	PVS	%CHG	%YTD
Cattle (lb)	1.20	1.19	+0.10	-2.8
Coffee (lb)	1.02	1.04	-1.78	-19.0
Corn (bu)	3.78	3.76	+0.73	+7.8
Cotton (lb)	0.80	0.79	+0.24	+1.2
Lumber (1,000 bd ft)	321.60	323.20	-0.50	-28.2
Orange Juice (lb)	1.39	1.39	+0.36	+2.3
Soybeans (bu)	9.01	9.07	-0.72	-5.4
Wheat (bu)	5.30	5.28	-1.14	+24.1

(Previous and change figures reflect current contract.)

STOCKS LISTING CHANGE - REQUESTS WELCOME!
Mutual funds listings will run on Saturdays.

The *Sun* Newspaper is tweaking the way stocks are listed in the daily paper. We will continue to run a wide range of stocks, but we're trying to eliminate stocks our readers don't want. If you do not see your stock in the paper, please let us know and we will put it in the listings. Email the name of the company and the symbol to nlane@sun-herald.com, or call 941-206-1138. You can leave the stock name and symbol on voice mail. If you reach voice mail, please leave your contact information so your call can be returned.

Money&Markets Extra

Dow industrials -1.18% (wkly) ▼ 4-wk. -5.17% ▼ YTD -2.50%

Nasdaq -0.84% (wkly) ▼ 4-wk. -4.65% ▲ YTD 0.11%

S&P 500 -1.26% (wkly) ▼ 4-wk. -4.98% ▼ YTD -2.76%

S&P mid-cap -2.70% (wkly) ▼ 4-wk. -7.11% ▼ YTD -8.83%

Russell 2000 -2.57% (wkly) ▼ 4-wk. -7.64% ▼ YTD -8.12%

Stocks plunge to 8-month lows on growth fears; J&J nosedives

By MARLEY JAY
AP Markets Writer

NEW YORK — Stocks staggered to eight-month lows Friday after weak economic data from China and Europe set off more worries about the global economy. Mounting tensions in Europe over Britain's impending departure from the European Union also darkened traders' moods.

Major U.S. indexes fell about 2 percent and the Dow Jones Industrial Average dropped as much as 563 points. On the benchmark S&P 500 index, health care and technology companies absorbed the worst losses.

Johnson & Johnson plunged by the most in 16 years after Reuters reported that the company has known since the 1970s that its talc Baby Powder sometimes contained carcinogenic asbestos. The company denied the report.

China said industrial output and retail sales both slowed in November. That could be another sign that China's trade dispute with the U.S. and tighter lending conditions are chilling its economy, which is the second-largest in the world. Meanwhile, purchasing managers in Europe signaled that economic growth was slipping.

Sameer Samana, senior global market strategist for Wells Fargo Investment Institute, said investors are concerned that weakness will make it way to the U.S. They're wondering if the U.S. economy is likely to run out of steam sooner than they had thought.

The S&P 500 index lost 50.59 points, or 1.9 percent, to 2,599.95, its lowest close since April 2. The Dow retreated 496.87 points, or 2 percent, to 24,100.51.

The Nasdaq composite slid 159.67 points, or 2.3 percent, to 6,910.66. The Russell 2000 index of smaller-company stocks fell 21.89 points, or 1.5 percent, to 1,410.81.

CombinedStocks
From the New York Stock Exchange and the Nasdaq.

A-B-C

52-wk Hi	52-wk Low	Name	Div	PE	Last	Wk chg	YTD %chg
48.19	41.41	AFLAC s	1.04	14	44.61	+1.36	...
39.32	28.85	AT&T Inc	2.04f	6	30.22	+.08	-22.3
74.92	54.48	AbbottLab	1.12	30	70.76	+.81	+24.0
125.86	77.50	AbbVie	4.28f	14	85.61	-1.35	-11.5
29.69	15.28	AberFitc	.80	11	18.90	+.14	+8.4
30.35	12.70	AccelrDiag	...	dd	12.89	-1.26	-50.8
6.15	3.20	Accuray	...	dd	3.78	-.07	-12.1
84.59	18.22	Adient n	1.10	...	18.16	-2.84	-76.9
277.61	170.43	AdobeInc	...	48	230.00	-8.00	+31.2
77.99	40.43	AdvEnId	...	17	41.01	-.59	-39.2
34.14	9.04	AMD	...	cc	19.90	+.44	+93.6
39.90	27.91	Aecom	...	10	27.91	-.67	-24.9
121.32	41.60	AeroViron	...	35	75.41	+5.60	+34.3
2.65	.83	AeviGeno	...	dd	1.21	+.01	+0.8
75.11	60.42	Agilent	.66f	71	69.36	-.89	+3.6
25.30	17.01	Aircastle	1.20f	6	16.92	-.90	-27.7
2.91	1.37	AlaskCom	...	9	1.50	-.01	-44.0
138.67	86.75	Albemarle	1.34f	14	84.97	-3.34	-33.6
62.35	27.85	Alcoa Cp	...	14	28.61	-.21	-46.9
140.77	102.10	Alexion lf	...	38	109.43	-6.17	-8.5
211.70	130.06	Alibaba	...	40	149.00	-4.06	-13.6
30.25	22.38	AllegTch	...	dd	23.38	-1.53	-3.1
181.45	105.21	AllegiantT	2.80	9	118.44	-7.88	-23.5
197.00	142.81	Allergan	2.88	22	148.23	-4.19	-9.4
82.82	66.64	Allete	2.24	24	80.78	-.25	+8.6
21.90	15.55	AllnceRes	2.10f	5	19.60	+.03	-0.5
31.24	24.36	AlliBern	2.57e	12	26.35	-1.82	+5.2
46.58	36.84	AlliantEg s	1.34	23	45.32	-.52	+6.4
53.76	37.41	AllisonTrn	.60	13	43.31	-.22	+0.6
105.36	80.24	Allstate	1.84	12	79.30	-4.51	-24.3
153.99	63.57	AlnylamP	...	dd	77.13	+2.75	-39.3
1273.89	980.64	Alphabet C	...	26	1042.10	+5.52	-0.4
1291.44	984.00	Alphabet A	...	32	1051.71	+5.13	-0.2
10.03	8.73	AlpTotDiv	.69	q	8.61	...	-9.1
11.89	9.01	AlpAlerMLP	1.35e	q	9.50	+.04	-12.0
2050.50	1157.00	Amazon	...	cc	1591.91	-37.22	+36.1
66.23	30.00	Ambarella	...	cc	37.61	-.48	-36.0
7.43	3.86	Ambev	.05e	6	4.04	-.04	-37.5
70.95	51.89	Ameren	1.90f	25	69.81	-.13	+18.3
6.50	5.17	AFMulti	.50	11	5.60	-.05	-7.4
19.91	12.00	AMovilL	.17e	21	14.20	+.36	-17.2
80.67	62.71	AEP	2.68f	19	80.01	+.69	+8.8
114.55	87.54	AmExp	1.56	16	105.70	-.98	+6.4
69.10	50.06	AmStsWtr	1.10f	42	69.19	+2.92	+19.5
98.18	76.04	AmWtrWks	1.82	42	97.14	-.66	+6.2
48.37	26.36	Amerigas	3.80	23	27.85	-4.62	-39.8
183.90	110.38	Ameriprise	3.60	9	110.19	-5.63	-35.0
106.27	77.28	AmeriBrgn	1.60f	9	78.97	-5.35	-14.0
81.92	64.91	Ametek	.56f	29	70.39	-.46	-2.9
210.19	163.31	Amgen	5.80f	17	192.07	+.63	+10.4
97.56	80.42	Amphenol	.92	32	83.24	-.11	-5.2
163.19	89.58	Andeavor	2.36	23	153.50	...	+34.2
117.06	69.23	ABInBev	3.19e	17	69.70	-1.07	-37.5
12.37	9.70	Annaly	1.20e	11	10.22	+.06	-14.0
300.57	215.52	Anthem	3.00	16	275.58	-4.95	+22.5
5.76	4.20	Anworth	.60	12	4.54	+.02	-16.5
50.03	29.88	Apache	1.00	19	30.24	-2.77	-28.4
233.47	150.24	Apple Inc	2.92	17	165.48	-3.01	-2.2
50.30	17.95	ApldOptoel	...	16	17.60	-1.54	-53.5
39.55	32.09	AquaAm	.88	27	35.78	+.39	-8.8
51.45	29.40	ArcBest	.32	9	35.00	-.75	-2.1
31.17	16.47	Arconic	.24	dd	19.74	-.55	-27.6
17.63	15.03	AresCap	1.56	8	16.02	-.17	+1.9
25.95	18.40	AresMgmt	1.05e	17	22.12	...	+10.6
313.37	210.55	AristaNetw	...	33	220.41	-4.68	-6.4
20.21	10.54	ArrayBio	...	dd	15.97	+.76	+24.8
87.26	64.04	ArrowEl	...	10	70.41	-1.31	-12.4
86.63	64.81	Ashland	1.00	41	72.97	-3.36	+2.5
41.78	32.69	AstraZen s	1.37e	10	39.15	+.97	+12.8
40.97	19.56	AtHomGr n	...	26	19.10	-1.31	-37.2
100.76	76.46	ATMOS	1.94	18	98.47	-.32	+14.6
8.12	4.70	AuroraC n	...	...	5.86	+.11	-21.8
153.51	107.61	AutoData	3.16f	36	134.82	-3.72	+15.0
123.67	86.06	AveryD	2.26	26	91.20	-.77	-20.6
50.88	25.27	AvisBudg	...	9	25.00	-1.23	-43.0
52.91	43.07	Avista	1.49	25	45.00	+1.11	-12.6
37.05	22.00	B&G Foods	1.90	11	30.97	+1.18	-11.9
49.06	38.75	BCE g	3.02	...	42.01	-.79	-12.5
10.92	5.67	BGC Ptrs	.72	cc	5.60	-.55	-42.4
47.92	36.42	BHPBil plc	1.66e	...	40.24	+1.47	-0.1
47.83	36.15	BP PLC	2.38	11	38.66	-.85	-8.0
37.23	19.25	BP Pru	3.60e	5	27.29	-.13	+35.8
284.22	174.25	Baidu	...	2	177.54	-2.02	-24.2
117.79	70.23	Balchem	.47f	32	79.62	-1.39	-1.2
50.98	34.71	BallCorp s	.40	25	48.01	-.38	+26.8
4.84	2.57	BallardPw	...	dd	2.75	-.10	-37.6
11.98	6.50	BcoBrad s	.06a	...	9.75	+.09	+4.6
33.05	24.28	BkofAm	.60	12	24.48	-.95	-17.1
84.71	67.32	BkMont g	4.00e	7	67.14	-2.62	-16.1
58.99	45.16	BkNYMel	1.12f	12	48.67	+.96	-9.6
66.78	52.09	BkNova g	2.56	8	53.89	+.08	-16.5
56.50	25.59	B iPVxST rs	...	q	40.55	+.25	+45.2
7.71	4.10	BarnesNob	.60	dd	6.49	-.31	-3.1
15.52	9.53	BarrickG	.12	76	13.66	-.02	-5.6
78.38	61.05	Baxter s	.76	31	65.70	+.68	+1.6
20.94	8.16	BeazerHm	...	12	10.56	-.29	-45.0
265.87	209.91	BectDck	3.08f	94	231.45	-2.99	+8.1
24.74	11.55	BedBath	.64	5	11.73	-.56	-46.7
53.00	40.86	Bemis	1.24	19	46.57	-1.49	-2.6
224.07	184.75	BerkH B	...	27	200.00	-4.88	+0.9
64.42	29.07	BigLots	1.20	8	28.50	-2.20	-49.2
9.71	4.25	Biocryst	...	dd	8.26	-.52	+68.2
388.67	249.17	Biogen	...	18	314.55	-2.18	-1.3
68.23	50.49	BlkHillsCp	2.02f	20	66.66	-.68	+10.9
14.55	7.69	BlackBerry	...	dd	7.60	-.40	-32.0
44.00	32.81	BlkHlthSci	2.40	q	38.67	-1.34	+5.9
15.25	12.50	BlkMuniast	.65a	q	12.83	-.32	-14.3
40.60	29.29	Blackstone	2.19e	11	29.76	-1.66	-7.1
394.28	279.90	Boeing	6.84	30	318.75	-4.47	+8.1
2228.99	1712.74	BookingHl	...	25	1807.14	-27.37	+4.0
58.22	34.35	BorgWarn	.68	10	34.63	-1.11	-32.2
329.95	160.40	BostBeer	...	33	269.03	+3.13	+40.8
40.44	22.30	BoydGm	.24	16	23.92	+.17	-31.8
27.34	13.18	BrigStrat	.56	8	13.39	-.48	-47.2
54.14	32.03	Brinker	1.52	15	48.59	-.92	+25.1
71.45	33.51	BritATob s	2.24e	...	33.08	-.62	-50.6
10.39	6.28	Brookdale	...	dd	7.87	-.37	-18.9
46.88	36.55	BrkfInfra s	1.88	28	37.50	-.37	-16.3
69.82	47.07	Brunswick	.84	13	46.58	-2.99	-15.6
57.19	27.83	Buckeye	5.05	dd	29.91	+.26	-39.6
6.26	2.32	CBL Asc	.30m	dd	2.49	-.08	-56.0
53.59	40.48	CMS Eng	1.43	32	52.89	-.04	+11.8
15.65	9.29	CNH Indl	.14e	cc	9.29	-.24	-30.7
26.00	11.65	CVR Rfng	2.95e	6	11.01	-3.03	-33.5
83.88	60.14	CVS Health	2.00	13	71.88	-2.21	-0.9
14.50	7.07	CaesarsEnt	...	dd	7.45	-.13	-41.1
52.30	39.50	Cal-Maine	.44e	10	45.10	+1.44	+1.5
13.73	10.11	CalaCvHi	1.02	q	9.91	-.39	-16.4
25.45	13.88	CalAmp	...	35	14.15	-3.06	-34.0
48.94	35.25	CalifWtr	.75	35	48.77	+2.86	+7.5
9.35	2.85	CalumetSp	...	dd	2.66	-.51	-65.5
95.67	78.19	CamdenPT	3.08	24	91.50	-.66	-0.6
50.66	32.63	CampSp	1.40	14	39.16	+1.39	-18.6
100.01	78.80	CIBC g	4.49e	7	80.10	-.68	-17.8
91.90	70.59	CdnNR gs	1.82f	...	77.36	-1.51	-6.2
38.20	24.02	CdnNRs gs	1.34	...	25.63	-1.30	-28.2
106.50	80.01	CapOne	1.60	11	78.73	-3.94	-20.9
15.39	7.18	CapSenL	...	dd	7.85	-.75	-41.8
9.37	6.58	CapsteadM	.64	11	7.39	-.25	-14.6
1.90	.66	CpstnTur rs	...	dd	.64	-.04	-16.9
75.75	48.14	CardnlHlth	1.90	dd	50.06	-3.85	-18.3
81.67	57.05	CarMax	...	15	61.21	-1.35	-4.6
72.70	53.47	Carnival	2.00	13	56.33	-.40	-15.1
61.49	38.33	CarpTech	.80	29	37.06	-2.80	-27.3
31.57	13.50	Carrizo	...	11	12.52	-3.39	-41.2
173.19	112.06	Caterpillar	3.44	12	126.77	+3.22	-19.6
70.82	47.90	CedarF	3.70f	14	51.81	+.34	-20.3
11.47	6.89	CenovusE	.20	6	7.67	+.07	-16.0
29.50	24.81	CenterPnt	1.11	21	29.30	+.92	+3.3
24.20	15.15	CntryLink	2.16	7	17.00	-.47	+1.9
59.83	41.21	ChemFinl	1.36	11	40.06	-4.19	-25.1
54.62	25.17	Chemours n	1.00	7	27.92	+1.80	-44.2
5.60	2.51	ChesEng	...	4	2.33	-.39	-41.2
10.90	4.42	Chicos	.34	9	5.69	-.11	-35.5
70.52	25.45	ChinaSoAir	.64e	...	33.45	+.30	-35.4
530.68	247.52	Chipotle	...	cc	457.83	-9.60	+58.4
69.36	44.87	ChurchDwt s	.87f	...	68.73	+1.92	+37.0
227.13	163.02	Cigna	.04	20	205.37	-.74	+1.1
82.86	66.33	CinnFin	2.12	14	79.41	-.73	+5.9
55.13	34.49	Cirrus	...	16	35.94	-.81	-30.7
49.47	37.35	Cisco	1.32	23	45.82	-.62	+19.6
80.70	55.41	Citigroup	1.80f	9	55.02	-3.33	-26.1
116.82	83.70	CitrixSy s	1.40	28	109.14	+1.77	+24.0
4.05	1.31	CleanEngy	...	dd	1.91	-.20	-5.9
20.75	15.55	ClearwEn C	1.32f	25	18.24	+.01	-3.5
167.70	113.57	Clorox	3.84	27	164.52	+2.05	+10.6
50.84	41.45	CocaCola	1.56	93	49.34	+.25	+7.5
12.79	10.55	CohStQIR	.96	q	11.50	-.23	-9.1
29.03	24.50	CohStSelPf	2.06	q	25.22	+.03	-10.7
77.91	57.41	ColgPalm	1.68	27	65.17	+2.46	-13.6
44.00	30.43	Comcast s	.76	17	36.34	-1.07	-8.9
102.66	69.39	Comerica	2.40f	12	68.98	-4.45	-20.5
9.62	4.16	CmpTask	.24	...	4.32	-.05	-15.3
36.94	20.25	Comtech	.40	21	25.63	-2.81	+15.9
39.43	30.05	ConAgra	.85	14	29.89	-.95	-20.7
70.30	48.86	ConnWtrSv	1.25	37	68.56	+1.14	+19.4
80.24	50.18	ConocoPhil	1.22f	52	64.55	-1.36	+17.6
14.23	10.31	ConsolCom	1.55	...	11.23	-.49	-7.9
89.70	71.12	ConEd	2.86	17	83.83	+1.37	-1.3
236.62	180.17	ConstellA	2.96f	11	181.27	-7.34	-20.7
71.95	43.53	ContlRescs	...	18	45.77	-1.46	-13.6
40.78	22.58	CooperTire	.42	44	31.22	+.36	-11.7
59.18	34.32	CorOnDem	...	dd	52.51	+1.41	+48.6
31.01	22.60	CorpOffP	1.10	12	22.41	-1.99	-23.3
245.16	175.79	Costco	2.28	29	207.06	-17.80	+11.3
21.68	7.37	Coty	.50	...	7.31	-.19	-63.2
185.00	141.63	CrackerB	5.00	18	171.43	+.57	+7.9
40.55	24.80	CrestEq rs	2.40	dd	32.30	+1.59	+25.2
29.80	10.86	Crocs	...	dd	25.39	+.39	+100.9
62.27	40.09	CrownHold	...	19	45.94	-2.06	-18.3
194.18	124.72	Cummins	4.56f	37	133.84	-4.76	-24.2
22.30	12.90	CybrOpt	...	55	19.26	-.20	+28.4
18.87	11.75	CypSemi	.44	21	12.74	-.21	-16.4

D-E-F

52-wk Hi	52-wk Low	Name	Div	PE	Last	Wk chg	YTD %chg
11.41	9.71	DNP Selct	.78	q	11.04	+.06	+2.2
121.00	94.25	DTE	3.53	21	118.22	-.35	+8.0
124.00	82.38	Darden	3.00	20	103.20	-1.63	+7.5
12.09	4.28	DeanFoods	.12m	32	4.48	-.03	-61.2
175.26	128.32	Deere	3.04f	22	149.01	+1.75	-4.8
31.42	6.98	Dermira	...	dd	9.89	-1.00	-64.4
151.30	131.22	Diageo	3.20e	...	141.39	+.10	-3.2
21.92	10.83	DiamOffsh	.50	17	10.33	-1.51	-44.4
5.16	3.03	DianaShip	...	dd	3.25	-.21	-20.1
19.05	2.62	Diebold	.40	3	2.73	-.37	-83.3
14.70	9.45	DigiIntl	...	40	11.24	+.48	+17.7
125.10	96.56	DigitalRlt	4.04	55	114.32	-.39	+0.4
98.75	55.88	Dillards	.40	7	61.50	-2.14	+2.4
14.72	7.80	DxSCBear rs	...	q	13.68	+.94	+11.5
81.93	62.94	Discover	1.60	11	61.82	-3.02	-19.6
120.20	97.68	Disney	1.76f	15	112.20	+.22	+4.4
118.45	85.54	DollarGen	1.16	16	104.98	+2.28	+12.9
116.65	78.78	DollarTree	...	12	85.86	+2.47	-20.0
85.30	61.53	DomEngy	3.34	16	76.92	+1.31	-5.1
305.34	178.15	Dominos	2.20	39	249.01	-8.76	+31.8
54.50	38.49	Domtar g	1.74	14	38.65	-2.19	-22.0
59.43	43.35	Donaldson	.76	23	46.97	-1.76	-4.0
77.08	51.32	DowDuPnt	1.52	17	52.78	-.97	-25.9
8.82	7.01	DryStrt	.52	q	7.21	-.12	-16.6
8.94	8.10	DufPUC	.60	q	8.15	+.03	-7.9
91.25	71.96	DukeEngy	3.71	22	90.75	+.76	+7.9
29.48	24.30	DukeRlty	.86f	22	28.06	-.46	+3.1
46.99	26.36	eBay s	...	12	28.91	-.15	-23.4
133.53	96.54	EOG Rescs	.88	dd	100.08	-3.53	-7.3
45.40	25.10	ETF M AlH	...	...	27.23	-1.69	-6.9
89.85	67.70	Eaton	2.64	16	70.58	-.67	-10.7
17.95	14.42	EV EEq2	1.05	q	14.74	-.51	-3.2
9.84	8.02	EVTxMGlo	.98	q	8.09	-.23	-13.8
162.91	125.74	Ecolab	1.84f	33	154.47	+.40	+15.1
73.23	45.50	EdisonInt	2.45f	13	59.64	+1.13	-5.7
175.00	110.68	EdwLfSci s	...	53	160.13	+2.92	+42.1
119.84	73.69	EliLilly	2.25	dd	111.93	-1.65	+32.5
116.90	61.51	EllieMae	...	45	64.15	-.03	-28.2
21.00	18.66	ElmiraSB	.92b	16	19.55	-.20	+0.4
10.45	1.61	EmergeES	2.68m	dd	2.16	-.30	-70.0
79.70	60.50	EmersonEl	1.94	20	60.44	-2.51	-13.3
15.56	8.89	EnbrdgEPt	1.40	12	10.82	+.16	-21.7
41.21	29.00	Enbridge	2.28	22	31.95	+.02	-18.3
14.31	6.06	EnCana g	.06	10	5.81	-.60	-56.4
13.87	8.25	Enerpls g	.12e	11	8.53	-.63	-12.9
20.00	10.95	EnLinkLLC	1.08f	10	11.38	-.15	-35.3
22.98	17.65	Ennis Inc	.90	13	17.82	-.65	-14.1
9.51	4.10	ENSCO	.04	dd	4.07	-1.04	-31.1
90.76	71.95	Entergy	3.64f	39	89.78	+1.32	+10.3
30.05	23.10	EntProdPt	1.73	19	25.85	-.35	-2.5
61.10	47.06	Evergy	1.60	27	60.54	+.23	+14.7
70.50	52.76	EversrceE	2.02	23	69.77	+.31	+10.4
1.74	.45	EvineLive	...	...	.44	-.07	-68.3
82.85	37.36	ExactSci h	...	dd	68.31	-3.39	+30.0
12.09	8.51	ExantasCap	.20	dd	10.71	-.18	+14.3
47.40	35.57	Exelon	1.38	13	47.06	+.10	+19.4
139.77	98.52	Expedia h	1.28	54	118.36	+.12	-1.2
101.73	66.93	ExpScripts	...	13	98.22	+2.37	+31.6
89.30	72.16	ExxonMbl	3.28	14	75.58	-2.06	-9.6
14.92	10.47	FNBCp PA	.48	10	10.28	-.97	-25.6
218.62	126.85	Facebook	...	27	144.06	+6.64	-18.4
61.14	47.37	Fastenal	1.60	22	53.87	-1.38	-1.5
274.66	183.55	FedExCp	2.60	8	184.11	-17.28	-26.2
26.76	13.49	FedNatHld	.32	19	21.10	-.30	+27.3
135.68	106.41	FedRlty	4.08	23	130.91	-3.11	-1.4
149.85	102.37	Ferrari n	...	...	101.49	-3.35	-3.2
4.69	.75	Ferrellgs	.40	dd	.82	-.24	-80.9
24.95	14.97	FiatChrys	...	...	15.47	+.13	-13.3
42.52	31.14	FidlNatFn	1.28f	13	31.52	-.67	-19.7
16.26	12.63	FidusInvst	1.56a	8q	13.39	-.34	-11.8
81.72	36.51	FstSolar	...	27	43.64	+1.05	-35.4
39.88	29.34	FirstEngy	1.52f	8	39.12	-.11	+27.8
22.00	16.88	FlrtyTotR	1.63	q	17.14	-.12	-20.7
22.82	18.12	FlowrsFds	.72	20	19.04	-.15	-1.4
62.09	33.47	Fluor	.84	24	32.90	-3.63	-36.3
59.40	38.17	FootLockr	1.38	27	49.26	-3.79	+5.1
13.48	8.17	FordM	.60a	4	8.52	-.30	-31.8
73.62	40.89	FBHmSec	.88f	14	40.42	-2.17	-40.9
20.25	10.45	FrptMcM	.20	7	10.57	-.35	-44.3

G-H-I

52-wk Hi	52-wk Low	Name	Div	PE	Last	Wk chg	YTD %chg
179.65	105.12	GW Pharm	...	dd	119.53	-5.31	-9.5
24.97	19.37	GabDvInc	1.32	q	19.10	-.87	-18.4
10.09	7.63	GabMultT	.88e	q	8.06	-.20	-12.4
7.20	5.68	GabUtil	.60	q	6.24	-.21	-12.1
37.29	32.51	Gam&Lsr n	2.72f	19	34.86	+.82	-5.8
70.77	57.01	Garmin	2.12	20	65.14	+.99	+9.4
37.33	30.43	GAInv	1.15e	q	29.90	-.96	-13.1
230.00	164.76	GenDynam	3.72	18	168.97	+1.59	-16.9
19.39	6.66	GenElec	.04m	dd	7.10	+.09	-59.4
60.69	38.07	GenMills	1.96	8	37.38	-1.10	-37.0
25.87	18.42	GenesisEn	2.88f	cc	21.42	-.88	-4.2
25.41	17.80	Gentex	.44	12	20.34	-.67	-2.9
107.75	85.80	GenuPrt	2.88	21	98.90	-.64	+4.1
5.32	3.37	Gerdau	.02e	...	3.83	-.17	+3.0
42.36	34.83	GlaxoSKln	2.89e	...	37.61	+.31	+6.0
57.83	38.01	GlobusMed	...	35	44.57	-1.22	+8.4
84.97	47.61	GoDaddy n	...	83	62.60	-1.12	+24.5
275.31	174.68	GoldmanS	3.20f	14	172.77	-6.90	-32.2
36.07	19.25	Goodyear	.64	7	20.78	-1.34	-35.7
8.27	4.42	GoPro	...	dd	4.70	-.27	-37.9
18.92	8.04	GovPrpIT	1.72	13	7.67	-.90	-58.6
75.59	58.48	vjGrace	.96	18	61.22	+.01	-12.7
16.74	10.04	GraphPkg	.30	11	11.07	-.25	-28.3
64.35	43.04	Greif A	1.76f	13	44.21	-.33	-27.0
46.50	31.00	Griffin	.45f	...	31.06	-3.25	-15.4
37.43	17.72	GuangRy	.63e	...	18.95	-.07	-43.3
44.24	18.12	H&E Eqp	1.10	6	19.87	+.25	-51.1
30.27	21.48	HCP Inc	1.48	16	28.95	-.92	+11.0
27.08	19.31	HP Inc	.64f	7	22.01	-.76	+4.8
55.89	38.23	HSBC	1.50e	...	40.90	+.05	-20.8
42.71	18.37	HainCels lf	...	...	18.45	-.85	-56.5
57.86	28.17	Hallibrtn	.72	cc	29.00	-.68	-40.7
23.33	13.74	Hanesbds s	.60	7	13.57	-1.59	-35.1
131.44	101.81	HanoverIns	2.40f	59	109.33	-2.75	+1.2
56.50	34.79	HarleyD	1.48	12	34.72	-3.16	-31.8
6.32	2.90	Harmonic	...	dd	5.15	+.06	+22.6
175.50	134.30	HarrisCorp	2.74f	26	148.47	+9.07	+4.8
30.05	15.55	Harsco	.20m	57	22.05	-.52	+18.2
59.20	40.59	HartfdFn	1.20	14	41.27	-.36	-26.7
39.35	31.72	HawaiiEl	1.24	26	38.75	-.41	+7.2
56.20	35.04	HlthCSvc	.78	...	42.73	+1.05	-18.9
4.63	2.17	HeclaM	.01e	dd	2.30	-.11	-42.1
24.16	16.60	Hersha rs	1.12	24	18.29	-.47	+5.1
115.82	89.10	Hershey	2.89	23	107.87	+.73	-5.0
25.14	13.01	HertzGl	...	...	14.39	-2.18	-34.9
19.48	14.19	HP Ent n	.45e	34	14.22	-.38	-1.0
28.32	17.16	HilltopH	.28	9	17.80	-.29	-29.7
11.18	3.03	HimaxTch	.10e	6	3.62	-.12	-65.3
83.28	42.42	HollyFront	1.32	13	54.08	-2.77	+5.6
215.43	167.00	HomeDp	4.12	19	172.29	-.50	-9.1
37.29	26.04	Honda	.84e	...	26.91	+.02	-21.0
167.72	135.65	HonwllIntl	3.28f	39	136.44	-2.27	-11.0
46.26	31.71	Hormel s	.84f	24	44.57	+.23	+22.5
31.27	23.83	HospPT	2.12	10	26.03	-.15	-12.8
22.47	17.65	HostHotls	1.00a	43	17.78	-.61	-10.4
31.03	20.51	HuanPwr	2.45e	...	24.75	-.57	-1.0
149.03	97.02	Hubbell	3.36f	17	102.89	-1.13	-24.0
355.88	242.00	Humana	2.00	25	299.93	-6.07	+20.9
16.60	12.34	HuntBncsh	.56	12	12.17	-1.25	-16.4
276.69	194.61	HuntgtnIng	3.44f	18	198.30	-.19	-15.9
256.22	154.88	IdexxLab s	...	53	190.27	+.26	+21.7
20.58	11.07	ING	.14e	...	11.43	+.02	-38.1
47.85	30.65	iShBrazil	.67e	q	38.33	-.33	-5.2
102.54	91.67	iShSelDiv	3.03e	q	94.63	-.78	-4.0
54.00	37.85	iShChinaLC	.87e	q	41.13	+.55	-10.9
52.08	37.58	iShEMkts	.59e	q	39.83	-.05	-15.5
75.27	59.66	iS Eafe	1.66e	q	60.46	-.29	-14.0
88.03	82.56	iShiBxHYB	5.09	q	83.16	+.33	-4.7
122.97	100.22	iShNsdBio s	...	q	101.93	-1.71	-4.5
173.39	141.45	iShR2K	1.77e	q	140.61	-3.41	-7.8
94.20	82.16	iShCorHiDv	2.90e	q	88.56	-1.27	-1.8
38.55	34.47	iShUSPfd	2.13a	q	34.56	-.19	-9.2
70.84	55.96	iShCorEafe	1.56e	q	56.65	-.39	-14.3
102.44	79.59	Idacorp	2.52f	25	100.70	+.72	+10.2
179.07	119.38	ITW	4.00	24	131.04	+1.57	-21.5
27.10	20.70	IndBkMI	.60	16	20.86	-.53	-6.7
107.08	79.63	IngerRd	2.12	22	95.97	-2.01	+7.6
146.28	89.48	Ingredion	2.50f	15	95.68	-1.53	-31.6
57.60	42.04	Intel	1.20	18	47.86	+1.62	+3.7
133.74	51.05	InterceptP	...	dd	108.01	+5.75	+84.9
171.13	114.09	IBM	6.28	9	119.90	+.56	-21.8
31.00	14.14	IntlGmeT n	.80	...	15.56	-1.32	-41.3
66.94	39.60	IntPap	1.90	14	43.44	-1.32	-25.0
3.67	1.29	Intersectns	...	dd	3.67	+.03	+62.4
581.12	359.75	IntSurg s	...	72	491.81	+.12	+34.8
175.21	150.13	Inv QQQ	1.31e	q	161.08	-.30	+3.4
59.81	39.07	IonisPhm	...	cc	52.93	-.19	+5.2
40.75	30.22	IronMtn	2.44f	30	35.02	+1.58	-7.2
64.71	52.47	iShJapan rs	...	q	52.96	-.58	-11.6
62.70	45.35	iShCorEM	.95e	q	48.15	...	-15.4
11.32	6.57	ItauUnH s	...	...	9.04	-.03	...

J-K-L

52-wk Hi	52-wk Low	Name	Div	PE	Last	Wk chg	YTD %chg
50.68	19.21	JD.com	...	40	22.17	+1.24	-46.5
119.33	99.28	JPMorgCh	2.24f	13	100.29	-3.00	-6.2
82.24	55.21	JacobsEng	.60	22	58.70	-1.08	-11.0
3.33	1.95	JkksPac	...	dd	2.17	...	-7.7
148.99	118.62	JohnJn	3.60	19	133.00	-12.43	-4.8
41.53	30.60	JohnContl n	1.04	22	31.97	-.43	-16.1
123.96	84.59	KLA Tnc	3.00	11	89.51	-2.68	-14.8
120.34	95.19	KC Southn	1.44f	16	96.67	-1.55	-8.1
74.98	56.40	Kellogg	2.24	15	60.36	-.48	-11.2
22.40	15.42	Keycorp	.56	10	15.13	-1.60	-25.0
70.40	41.33	Keysight	...	48	61.49	+2.81	+47.8
123.50	97.10	KimbClk	4.00	26	117.42	+3.92	-2.7
19.83	14.69	KindMorg	.80	20	16.17	-.18	-10.5
80.67	47.19	KraftHnz n	2.50	13	47.46	-1.25	-39.0
16.09	8.90	KratosDef	...	dd	14.64	+1.00	+38.2
32.74	22.85	Kroger s	.56f	11	29.55	+.38	+7.7
28.69	17.40	Kulicke	.48	42	19.59	+.04	-19.5
63.10	25.89	L Brands	2.40	11	30.83	-.99	-48.8
223.73	172.54	L-3 Tch	3.20	19	191.29	+12.47	-3.3
47.39	34.46	LTC Prp	2.28f	13	44.03	-.48	+1.1
83.86	52.92	LambWst n	.77	25	75.83	+2.38	+34.3
128.70	93.58	Landstar	.66	21	93.49	-4.29	-10.2
49.88	34.07	LeggPlat	1.52	17	36.16	-1.84	-24.2
72.17	38.23	LennarA	.16	10	40.21	-1.79	-36.4
6.87	5.58	LbtyASE	.72e	q	5.55	-.21	-11.9
46.91	37.77	LibtProp	1.60	16	46.33	+.06	+7.7
101.34	75.07	LincElec	1.88	22	80.21	+.24	-12.4
4.21	2.51	LloydBkg	.47a	...	2.58	-.14	-31.2
363.00	277.20	LockhdM	8.80f	35	287.70	+2.30	-10.4
117.70	81.16	Lowes	1.92	21	93.36	+3.96	+0.5

M-N-O

52-wk Hi	52-wk Low	Name	Div	PE	Last	Wk chg	YTD %chg
197.37	149.01	M&T Bk	4.00	15	147.81	-10.06	-13.6
11.62	6.88	MBIA	...	dd	8.99	+.30	+22.8
35.18	25.14	MDC	1.20	10	27.46	-1.32	-13.9
29.62	24.29	MDU Res	.81f	22	26.27	+.46	-2.3
10.97	8.70	MVC Cap	.60	22q	8.56	-.19	-18.9
67.84	36.20	Macquarie	5.24e	8	40.32	-.50	-37.2
67.47	43.85	Magna g s	1.32	8	45.36	-.14	-20.0
22.16	14.76	Manulife g	.88	...	14.73	-.47	-29.4
24.20	14.27	MarathnO	.20	dd	15.04	-1.01	-11.2
149.21	106.96	MAR	1.64	24	107.66	-3.59	-20.7
16.95	10.25	MartinMid	2.00	7	11.09	-.51	-20.8
25.18	14.69	MarvellTch	.24	20	15.38	-.06	-28.4
225.35	149.89	MasterCrd	1.32f	45	195.33	-1.17	+29.0
61.25	39.05	MatthInt	.80f	14	40.88	-.17	-22.6
74.94	46.85	MaximIntg	1.84	20	52.78	-.12	+1.0
10.71	5.83	McClatch rs	...	dd	7.50	-.50	-16.0
156.00	98.34	McCorm	2.28f	22	151.57	+1.18	+48.7
190.88	146.84	McDnlds	4.64f	28	183.29	+.33	+6.5
178.86	117.19	McKesson	1.56	10	116.66	-8.28	-25.2
17.52	11.82	MedProp	1.00	19	16.85	+.13	+22.3
5.61	3.16	MedleyCap	.40	dd	3.22	-.10	-38.3
80.19	52.83	Merck	2.20f	29	76.48	+.31	+35.9
61.83	41.41	MercGn	2.51	31	54.09	-3.52	+1.2
72.25	47.30	Meredith	2.18	cc	53.19	-2.10	-19.5
29.54	15.01	Meritor	...	5	15.96	-.05	-32.0
55.21	38.90	MetLife	1.68	8	38.89	-1.74	-23.1
64.66	33.82	MicronT	...	3	34.20	-1.11	-16.8
116.18	83.83	Microsoft	1.84	44	106.03	+1.21	+24.0
1.85	.56	Microvisn	...	dd	.56	-.01	-66.0
138.89	98.06	Middleby	...	20	109.35	-.02	-19.0
60.31	33.96	MdsxWatr	.96f	32	58.56	+6.13	+46.7
13.34	10.79	MHowHilnc	1.39	q	11.05	-.13	-11.4
8.11	5.04	MitsuUFJ	...	...	5.05	-.17	-30.5
85.86	55.52	MolsCoorB	1.64	10	62.00	-1.37	-24.5
93.93	68.37	Moog A	1.00	20	77.53	+.24	-10.7
59.38	39.56	MorgStan	1.20	9	39.64	-1.68	-24.4
133.97	89.18	MotrlaSolu	2.28f	23	126.65	-.31	+40.2
36.53	24.39	MurphO	1.00	cc	27.53	-2.46	-11.3
47.82	29.10	Mylan NV	...	9	29.05	-1.50	-31.3
38.68	23.41	NCR Corp	...	21	23.53	-2.27	-30.8
8.87	2.62	Nabors	.24	dd	2.54	-.50	-62.8
59.15	48.31	NatFuGas	1.70	17	55.87	+.99	+1.7
59.82	50.52	NatGrid	2.89e	...	52.78	-.28	-10.3
81.60	62.71	NtHlthInv	4.00	20	79.31	-1.14	+5.2
140.33	88.80	NatPresto	1.00a	17	121.48	+.31	+22.2
111.36	33.50	NektarTh	...	9	36.51	-.48	-38.9
97.38	54.09	Neogen s	...	49	62.23	+.72	+0.9
423.21	184.82	Netflix s	...	cc	266.84	+1.70	+39.0
9.99	1.30	NewAgeB n	...	...	5.94	+1.25	+173.7
51.83	35.55	NJ Rscs s	1.09	20	50.21	+.78	+24.9
19.10	12.30	NewMedia	1.52f	31	12.22	-.53	-27.2
108.40	51.21	NewOriEd	.40e	27	56.69	-.81	-39.7
14.53	8.88	NY CmtyB	.68	11	9.42	-.63	-27.6
6.54	5.35	NYMtgTr	.80	7	6.06	+.07	-1.8
184.20	145.10	NextEraEn	4.44	13	181.24	-1.62	+16.0
28.11	22.44	NiSource s	.78	34	27.49	+.35	+7.1
6.41	4.51	NokiaCp	.19e	...	5.94	+.41	+27.5
3.83	1.82	NordicAm	.23e	dd	2.51	-.26	+2.0
186.91	127.79	NorflkSo	3.20f	23	150.88	-6.11	+4.1
360.88	245.57	NorthropG	4.80	28	262.71	+5.17	-14.4
18.56	15.50	NwstBcsh	.68	17	16.85	-.72	+0.7
94.19	72.30	Novartis	2.75e	17	87.39	+.31	+4.1
2.75	1.05	Novavax	...	dd	2.41	+.36	+94.4
58.37	41.23	NovoNord	.96e	...	46.50	+1.12	-13.4
88.68	60.60	NuSkin	1.47	30	63.79	+.01	-6.5
70.48	55.52	Nucor	1.60f	11	56.39	-1.12	-11.3
14.19	12.24	NuvDivA	.85a	q	12.49	-.11	-11.2
18.59	14.30	Nv AMT-Fr	.78a	q	14.78	-.01	-14.4
10.53	8.48	NvPfdInco	.80	q	8.38	-.36	-19.0
14.60	12.66	NuvEqtP	1.00	q	12.35	-.45	-13.3
292.76	133.31	Nvidia	.64f	28	146.45	-1.16	-24.3
29.26	22.70	NxStageMd	...	dd	28.41	-.45	+17.3
41.72	29.59	OGE Engy	1.46	22	41.60	+1.14	+26.4
5.16	4.17	OaktrSpL	.38	dd	4.30	+.01	-12.1
8.87	7.44	OaktStInco	.62	10	8.09	-.26	-3.7
14.57	6.12	OasisPet	...	dd	5.89	-1.00	-30.0
87.67	62.47	OcciPet	3.12	50	65.10	-1.44	-11.6
30.90	23.74	OceanFst	.68f	14	23.34	-1.09	-11.1
3.66	2.00	OfficeDpt	.10	8	2.75	-.19	-22.3
20.95	16.36	OldNBcp	.52	20	16.29	-1.15	-6.6
23.05	19.48	OldRepub	.78	18	21.41	-.14	+0.1
38.84	18.49	Olin	.80	4	20.02	-.16	-43.7
38.34	24.90	OmegaHlt	2.64	13	36.70	-.60	+33.3
71.99	51.28	ONEOK	3.42f	44	60.19	+.20	+12.6
6.40	2.66	OpkoHlth	...	dd	3.29	+.01	-32.9
53.48	42.57	Oracle	.76	50	46.60	+.60	-1.4
65.75	44.14	Orbotch	...	21	58.18	+.07	+15.8
2.09	.90	Organovo	...	dd	1.01	-.03	-25.0
63.57	50.41	OrthoMed	...	73	54.90	-1.43	+0.4
100.26	51.42	OshkoshCp	.96	15	64.02	-2.61	-29.6
51.88	39.00	OtterTail	1.34	23	50.67	+1.77	+14.0
22.91	6.51	OwensMin	.30m	4	6.46	-.42	-65.8

P-Q-R

52-wk Hi	52-wk Low	Name	Div	PE	Last	Wk chg	YTD %chg
53.88	17.26	PG&E Cp	2.12f	4	26.01	+.22	-42.0
26.40	14.50	PGT Inc	...	20	16.41	-1.49	-2.6
163.59	116.55	PNC	3.80	10	118.50	-8.06	-17.9
45.35	33.75	PNM Res	1.16f	22	44.23	+.48	+9.3
93.12	52.53	POSCO	...	...	55.33	+.35	-29.2
122.07	94.37	PPG s	1.92	18	100.14	-3.09	-14.3
34.71	25.30	PPL Corp	1.64	13	30.59	-.50	-1.2
79.69	53.95	Paccar	1.28f	9	56.57	+5.48	-20.4
239.50	142.67	PaloAltNet	...	dd	184.03	+8.94	+27.0
212.80	143.00	ParkerHan	3.04	19	151.02	-6.02	-24.3
76.02	59.36	Paychex	2.24	25	65.90	-1.78	-3.2
36.99	29.28	Pembina g	1.56	25	32.83	+.31	-9.3
36.90	18.76	PnnNtGm	...	17	22.50	-.08	-28.2
7.84	6.29	PennantPk	.72	8	7.23	-.07	+4.6
4.75	1.05	Penney	...	dd	1.20	-.19	-62.0
54.83	38.68	Penske	1.48f	9	38.86	-1.51	-18.8
74.84	36.06	Pentair	.72f	12	39.11	-.61	-44.6
20.26	15.04	PeopUtdF	.70	13	15.25	-.89	-18.4
122.51	95.94	PepsiCo	3.71	33	113.95	-1.87	-5.0
98.33	70.38	PerkElm	.28	32	83.73	-.03	+14.5
95.93	57.70	Perrigo	.76	21	56.99	-2.94	-34.6
17.20	9.02	Petrobras	...	...	13.40	-.84	+30.2
46.47	33.20	Pfizer	1.36	18	43.80	-.12	+20.9
111.25	76.21	PhilipMor	4.56	20	82.50	-2.06	-21.9
46.67	35.09	PhilipsNV	.88e	...	36.55	+.09	-3.3
123.97	86.62	Phillips66	3.20f	11	86.83	-3.52	-14.2
10.87	9.50	PimIncStr2	.96	q	9.44	-.21	-9.5
92.64	73.41	PinWst	2.95f	21	91.44	+.66	+7.3
213.40	135.24	PioNtrl	.32	cc	137.14	-5.86	-20.7
14.80	6.43	PitnyBw	.75	4	6.54	-.55	-41.5
27.70	19.41	PlainsAAP	1.95	37	23.09	+.87	+11.9
137.66	79.93	Polaris	2.40	18	79.35	-9.11	-36.0
47.48	29.47	PolyOne	.78f	13	28.72	-1.97	-34.0
75.59	41.95	PrinFncl	2.16f	9	43.62	-.78	-38.2
63.45	34.95	ProAssur	1.24a	20	39.31	-1.63	-31.2
73.36	40.40	PrUltPQ s	...	q	42.90	-.51	-7.2
96.79	70.73	ProctGam	2.87	24	96.64	+4.19	+5.2
23.26	10.83	PShtQQQ rs	.07p	q	15.45	+.02	-28.2
7.60	5.95	ProspctCap	.72	7	6.37	-.30	-5.5
127.14	81.84	Prudentl	3.60	9	82.37	-3.50	-28.4
56.68	46.19	PSEG	1.80	19	55.69	+.25	+8.1
234.90	180.48	PubStrg	6.80	22	203.47	-8.67	-2.6
35.21	20.64	PulteGrp	.36	15	25.61	-.62	-23.0
7.53	6.54	PMMI	.44	q	7.00	+.01	-5.5
5.50	4.81	PPrIT	.31	q	4.87	-.03	-8.6
13.77	7.04	QEP Res	.08	20	7.00	-.70	-26.9
76.50	48.56	Qualcom	2.48	dd	57.62	+1.63	-10.0
116.49	85.56	QstDiag	2.12f	16	85.48	-2.08	-13.2
147.79	95.73	RLauren	2.50	15	101.50	-3.40	-2.1
49.80	31.45	RavenInds	.52	1	37.20	-.43	+8.3
102.17	71.93	RJamesFn	.88f	15	74.34	-1.04	-16.5
39.73	29.27	Rayonier	1.08	32	29.83	-.63	-5.7
229.75	162.31	Raytheon	3.47	24	169.85	+4.74	-9.2
66.91	47.25	RltyInco	2.41	37	66.34	+.41	+16.3
17.50	14.32	RedwdTr	1.20	12	15.90	-.38	+7.3
416.49	281.89	Regenrn	...	23	381.17	+8.34	+1.4
20.21	13.68	RegionsFn	.56	12	13.47	-1.43	-22.0
97.41	74.50	RelStlAl	2.00	16	74.03	-1.88	-13.7
70.50	29.56	Replgn	...	cc	57.30	-3.96	+57.9
65.17	52.06	RestBrnds	1.80	17	53.28	-.94	-13.3
20.14	16.18	RetailOpp	.78	47	17.68	-.06	-11.4
32.11	23.75	Rexnord	...	18	25.52	-.10	-1.9
2.55	.88	RiteAid	...	...	.89	-.12	-54.6
209.38	153.67	RockwlAut	3.88f	23	156.74	-4.81	-20.2
184.00	104.88	Rogers	...	28	102.14	-12.57	-36.9
312.65	252.23	Roper	1.85f	26	273.84	-10.98	+5.7
87.10	69.75	RoyalBk g	3.92f	...	70.47	-.54	-13.7
135.65	97.48	RylCarb	2.80	14	107.09	+2.17	-10.2
76.99	59.09	RoyDShllB	3.76	90	59.51	-1.22	-12.9
73.86	57.65	RoyDShllA	3.76	88	58.23	-1.08	-12.7
90.26	49.48	Ryder	2.16	11	49.07	-2.25	-41.7

S-T-U

52-wk Hi	52-wk Low	Name	Div	PE	Last	Wk chg	YTD %chg
47.77	36.91	S&T Bcp	1.08	17	39.43	+.15	-1.0
49.40	33.61	SCANA	.50	12	50.98	+4.12	+28.2
106.54	89.46	SLGreen	3.40f	32	89.28	-3.95	-11.5
33.76	16.11	SM Energy	.10	dd	16.71	-2.94	-24.3
293.94	252.92	S&P500ETF	4.13e	q	260.47	-3.10	-2.4
37.05	34.29	SpdrLehHY	2.30	q	34.55	+.10	-5.9
45.45	30.01	SpdrOGEx	.73e	q	29.09	-2.45	-21.8
50.00	35.82	SabnR	2.63e	...	39.88	+1.63	-10.6
87.05	52.54	Saia Inc	...	21	53.82	-.92	-23.9
20.00	13.86	StJoe	...	43	14.16	+.15	-21.6
161.19	101.32	Salesforce	...	cc	137.04	+1.09	+34.1
23.61	13.72	SallyBty	...	12	18.65	-.64	-0.6
10.54	4.50	SJuanB	.51e	10	4.68	-.16	-43.2
45.86	37.43	Sanofi	1.58e	...	44.05	+.57	+2.4
80.35	40.38	Schlmbrg	2.00	23	39.10	-3.94	-42.0
10.72	5.50	Seaspan	.50	14	9.24	-.24	+36.9
127.22	100.49	SempraEn	3.58	18	118.49	+2.54	+10.8
19.98	12.93	SenHous	1.56	8	13.14	-.16	-31.4
479.64	355.28	Sherwin	3.44	29	386.00	-3.50	-5.9
15.98	11.50	ShipFin	1.40	11	11.85	-.55	-23.5
191.49	145.78	SimonProp	8.00	24	182.66	-5.76	+6.4
7.70	5.17	SiriusXM	.05f	34	6.17	-.05	+15.1
115.98	65.81	SkywksSol	1.52	14	68.69	+1.12	-27.7
27.69	18.01	SmartFn rs	...	14	18.00	-1.68	-17.1
133.38	96.13	Smucker	3.40	13	101.91	+3.74	-18.0
21.22	5.57	SnapInc A n	...	dd	5.92	+.12	-59.5
189.46	141.63	SnapOn	3.80f	14	147.32	-3.68	-15.5
22.00	19.70	SolarCap	1.64	12	20.38	-.62	+0.8
58.69	46.55	SonocoP	1.64	23	56.00	-.09	+5.4
61.02	44.37	SonyCp	...	...	51.29	+.16	+14.1
42.97	32.57	SourcC	1.00	q	33.02	-.34	-19.0
36.72	25.96	SoJerInd s	1.12	dd	30.23	-.67	-3.2
52.00	42.38	SouthnCo	2.40	22	47.33	+.35	-1.6
66.99	47.10	SwstAirl	.64	9	50.09	-1.27	-23.5
6.23	3.42	SwstnEngy	...	5	3.80	-.59	-31.9
6.62	4.81	Sprint	...	3	5.97	-.04	+1.4
101.15	34.14	Square n	...	...	62.14	+1.36	+79.2
96.06	78.74	SP HlthC	1.01e	q	88.96	-1.60	+7.6
58.95	48.76	SP CnSt	1.28e	q	54.50	-.22	-4.2
79.42	61.62	SP Engy	2.04e	q	62.09	-1.98	-14.1
30.33	24.30	SPDR Fncl	.46e	q	24.24	-.87	-13.1
80.96	66.70	SP Inds	1.12e	q	67.05	-.98	-11.4
76.27	60.97	SP Tech	.78e	q	64.57	-.03	+1.0
57.18	47.37	SP Util	1.55e	q	56.82	+.36	+7.9
176.62	106.41	StanBlkDk	2.64	16	118.36	-4.23	-30.2
11.10	8.74	StarGas	.47f	14	9.61	-.03	-10.6
68.98	47.37	Starbucks s	1.44	30	65.34	-.13	+13.8
114.27	62.46	StateStr	1.88f	10	63.53	-1.51	-34.9
52.10	30.62	StlDynam	.75	9	32.20	-.11	-25.3
4.04	.48	SteinMart s	.30	dd	1.15	-.07	-0.9
179.84	146.80	Stryker	2.08f	28	166.56	-2.29	+7.6
26.73	21.02	SubPpne	2.40	18	21.61	-.15	-10.8
108.91	80.12	SunCmts	2.84	cc	107.50	-.82	+15.9
70.83	36.37	SunHydrl	.36	34	36.78	-.30	-43.1
75.08	52.83	SunTrst	2.00	9	52.18	-4.76	-19.2
28.85	16.89	SupGpCos s	.40f	16	17.91	-.64	-32.9
57.40	33.04	SynovusFn	1.00	11	32.20	-2.70	-32.8
75.98	56.01	Sysco	1.56f	26	65.45	+.43	+7.8
57.08	22.64	TC PpLn	2.60	10	31.09	+.54	-41.5
113.28	45.04	TJX	.78	11	45.22	-.07	-40.9
55.50	34.69	Tapestry	1.35	22	34.60	-.74	-21.8
66.61	49.73	Taubmn	2.62f	26	50.78	-1.95	-22.4
108.62	66.93	TechData h	...	27	83.60	-.31	-14.7
89.05	30.88	Teladoc n	...	...	51.17	-2.24	+46.8
65.59	27.99	Tenneco	1.00	5	27.82	-2.34	-52.5
44.27	33.63	Teradata	...	23	37.42	+.64	-2.7
88.17	77.28	TerraNitro	5.15e	10	83.96	...	+5.2
387.46	244.59	Tesla Inc	...	dd	365.71	+7.75	+17.5
25.96	15.33	TevaPhrm	.73e	11	18.46	-.95	-2.6
120.75	87.90	TexInst	3.08f	24	94.26	+1.88	-9.7
75.24	50.42	TexRdhse	1.00	34	62.08	-1.43	+17.8
26.50	9.88	Textainer	.96	10	9.75	-.73	-54.7
72.87	49.83	Textron	.08	27	49.47	-1.73	-12.6
253.91	187.18	ThermoFis	.68	29	234.19	-1.50	+23.3
21.78	8.53	3D Sys	...	dd	10.63	-.94	+23.0
259.77	181.98	3M Co	5.44	27	196.10	-2.14	-16.7
141.64	83.44	Tiffany	2.20	23	82.66	-3.36	-20.5
55.65	34.90	Timken	1.12	15	37.86	+.36	-23.0
93.60	77.37	Torchmark	.64	6	77.14	-3.11	-15.0
75.46	51.77	TorDBk gs	2.68	9	52.00	-.49	-11.2
65.69	53.37	Total SA	2.71e	...	54.36	+.76	-1.7
140.99	114.14	Toyota	...	...	120.10	+.13	-5.6
97.65	58.27	TractSupp	1.24	26	89.19	+.40	+19.3
14.47	7.82	Transocn	...	dd	7.56	-.74	-29.2
150.55	119.67	Travelers	3.08f	16	120.55	-3.01	-11.1
28.32	25.07	TriContl	1.02e	q	24.68	-.93	-8.4
52.95	48.56	TriCntl pf	2.50	...	51.35	-.05	+1.9
60.15	38.26	TriNetGrp	...	20	42.13	+.24	-5.0
28.32	19.36	Trinity	.52	5	20.95	-1.12	-22.3
29.85	22.34	TrueBlue	...	14	23.43	-.71	-14.8
9.50	6.98	TrstNY	.27	12	7.06	-.17	-23.3
66.26	29.82	Tuppwre	2.72	dd	35.47	+.50	-43.4
47.79	21.10	Twitter	...	dd	35.87	+3.04	+49.4
98.58	47.83	2U	...	dd	55.39	-1.31	-14.1
42.98	32.88	UDR	1.29	49	42.01	-.42	+9.1
59.31	42.51	UGI Corp	1.04	12	57.27	-1.43	+22.0
27.20	8.15	UltraClean	...	5	8.05	-.80	-65.1
24.96	12.50	UndrArm s	...	33	18.99	-4.46	+31.6
193.05	138.13	UniFirst	.45f	18	139.93	-2.70	-15.1
58.72	51.56	UnilevNV	1.43e	...	55.64	+.15	-1.2
165.63	121.22	UnionPac	3.20	10	142.57	-4.88	+6.3
29.06	16.17	Unit	...	9	17.59	-1.30	-20.0
97.85	56.51	UtdContl	...	13	87.74	-.49	+30.2
135.53	99.75	UPS B	3.64	17	98.66	-6.66	-17.2
190.74	99.50	UtdRentals	...	6	105.80	+1.86	-38.5
16.24	10.51	US OilFd	...	q	10.82	-.29	-9.9
47.64	20.16	USSteel	.20	12	20.02	-1.29	-43.1
144.15	115.40	UtdTech	2.94f	19	118.80	-.65	-6.9
287.94	208.48	UtdhlthGp	3.60	24	265.02	-4.16	+20.2
23.42	13.94	UnitGrp	2.40	dd	17.27	-2.09	-2.9
76.98	45.95	UnvslCp	3.00	9	61.46	-1.20	+17.1
58.73	29.96	UnumGrp	1.04	1	29.69	-2.56	-45.9
2.00	1.20	UraniumEn	...	...	1.27	-.03	-28.2
10.49	2.81	Uxin Ltd n	...	...	7.50	+2.82	-22.4

V-W-X-Y-Z

52-wk Hi	52-wk Low	Name	Div	PE	Last	Wk chg	YTD %chg
97.00	72.09	VF Corp	2.04f	36	75.15	-.85	+1.6
16.13	10.64	Vale SA	.29e	13	12.96	-.18	+6.0
13.38	9.32	VlyNBcp	.44	16	9.31	-.67	-17.0
24.86	17.28	VanEGold	.06e	q	20.12	-.08	-13.4
36.08	25.91	VanE JrGld	...	q	27.77	-.27	-18.6
112.61	96.81	VangDivAp	1.82e	q	101.79	-1.28	-0.2
78.12	73.52	VangTotW	1.53e	q	78.12	...	+5.2
50.99	36.35	VangEmg	1.10e	q	38.71	+.09	-15.7
47.89	37.76	VangFTSE	1.10e	q	38.19	-.29	-14.9
71.96	58.00	Vectren	1.80	28	71.68	-.16	+10.2
65.70	46.55	Ventas	3.17f	31	62.56	-2.91	+4.2
176.76	105.40	Verisign	...	40	152.67	-1.28	+33.4
61.58	46.09	VerizonCm	2.41f	7	57.08	-.60	+7.8
62.50	46.17	ViadCorp	.40	23	47.21	-1.32	-14.8
12.82	8.49	Viavi	...	63	10.11	-.19	+15.7
151.56	111.02	Visa s	1.00f	45	135.09	-2.02	+18.5
26.50	16.87	VishayInt	.34	cc	18.47	-1.02	-11.0
169.25	108.46	VMware	...	44	158.58	-.63	+26.5
32.75	18.45	Vodafone	1.74e	...	20.12	-.36	-36.9
141.20	82.52	VulcanM	1.12	21	99.64	-1.72	-22.4
184.25	115.55	WD 40	2.44f	44	179.49	+3.64	+52.1
75.48	58.48	WEC Engy	2.21	24	74.36	+.59	+11.9
71.29	59.23	WP Carey	4.12f	26	70.58	+.95	+2.4
109.98	81.78	WalMart	2.08f	53	91.85	-1.34	-7.0
86.31	59.07	WalgBoots	1.76	14	78.74	-2.45	+8.4
31.65	17.80	WarrMet n	.20	...	24.59	+.59	+24.7
32.91	24.92	WREIT	1.20	25	25.77	-1.25	-17.2
95.49	78.39	WsteMInc	1.85	19	91.14	-.07	+5.6
220.20	167.94	Waters	...	cc	188.97	+.03	-2.2
69.63	50.86	WebsterFn	1.32	16	50.36	-3.89	-10.3
105.73	41.15	WtWatch	...	33	47.82	+1.43	+8.0
33.83	25.67	WeinRlt	1.58	10	28.29	-.36	-13.9
66.31	46.85	WellsFargo	1.72f	11	46.54	-3.72	-23.3
74.75	49.58	Welltower	1.68e	17	72.34	-1.39	+13.4
18.68	14.80	Wendys Co	.34	18	16.71	-.40	+1.8
12.10	10.60	WAstInfSc	.38	q	10.73	-.08	-9.0
106.96	39.74	WDigital	2.00	4	38.78	-3.25	-51.2
25.59	17.79	WestpacBk	1.52e	...	17.87	-.54	-26.7
71.55	39.21	WestRck	1.82f	13	44.37	-.92	-29.8
38.39	24.40	Weyerhsr	1.36	18	24.03	-1.24	-31.8
187.47	102.13	Whrlpl	4.60	dd	113.20	-7.17	-32.9
37.56	32.65	WT MCD s	...	q	33.19	-.66	-5.9
89.30	68.56	Woodward	.57	28	76.32	+1.13	-0.3
33.17	19.79	WorldFuel	.24	10	22.38	-1.54	-20.5
97.69	28.80	WldW Ent	.48	cc	72.66	-2.27	+137.6
49.93	37.05	Worthgtn	.92	11	37.14	-1.15	-15.7
203.63	92.50	Wynn	3.00	25	106.70	+1.71	-36.7
116.27	41.05	XPO Logis	...	20	51.55	-14.91	-43.7
53.96	41.51	XcelEngy	1.52	23	53.14	-.05	+10.5
37.42	23.52	Xerox rs	1.00	cc	24.45	-1.06	-16.1
95.18	62.27	Xilinx	1.44	45	88.82	+1.59	+31.7
17.61	4.33	YRC Wwde	...	dd	3.17	-1.94	-78.0
35.65	27.45	YorkWater	.69f	34	35.02	+2.49	+3.3
94.13	75.88	YumBrnds	1.44	33	91.70	+1.27	+12.4
21.10	9.37	Zagg	...	8	9.75	-.04	-47.2
72.76	33.13	Zendesk	...	dd	59.86	+1.46	+76.9
134.55	104.28	ZimmerBio	.96	21	108.99	-.93	-9.7
96.57	70.20	Zoetis	.66f	41	88.45	+.36	+22.8

Stock Footnotes: Stock Footnotes: cld - Issue has been called for redemption by company. d - New 52-week low. ec - Company formerly listed on the American Exchange's Emerging Company Marketplace. g - Dividends and earnings in Canadian dollars. h - Does not meet continued-listing standards. lf - Late filing with SEC. n - Stock was a new issue in the last year. The 52-week high and low figures date only from the beginning of trading. pf - Preferred stock issue. pr - Preferences. pp - Holder owes installments of purchase price. rt - Right to buy security at a specified price. rs - Stock has undergone a reverse stock split of at least 50% within the past year. s - Stock has split by at least 20 percent within the last year. wi - Trades will be settled when the stock is issued. wd - When distributed. wt - Warrant, allowing a purchase of a stock. u - New 52-week high. un - Unit,, including more than one security. vj - Company in bankruptcy or receivership, or being reorganized under the bankruptcy law. Appears in front of the name. Stocks in **bold** are worth at least $5 and changed 5 percent or more in price. Underlining for 50 most actively traded stocks of the day.

Dividend Footnotes: a - Extra dividends were paid, but are not included. b - Annual rate plus stock. c - Liquidating dividend. e - Amount declared or paid in last 12 months. f - Current annual rate, which was increased by most recent dividend announcement. i - Sum of dividends paid after stock split, no regular rate. j - Sum of dividends paid this year. Most recent dividend was omitted or deferred. k - Declared or paid this year, a cumulative issue with dividends in arrears. m - Current annual rate, which was decreased by most recent dividend announcement. p - Initial dividend, annual rate not known, yield not shown. r - Declared or paid in preceding 12 months plus stock dividend. t - Paid in stock, approximate cash value on ex-distribution date.

PE Footnotes: q - Stock is a closed-end fund - no P/E ratio shown. cc - P/E exceeds 99. dd - Loss in last 12 months.

High-glycemic, fatty foods' ingredients absorbed rapidly

Drs. Oz and Roizen

The marketing pitches for fast foods have long trumpeted the addictive quality of everything from cola to potato chips and burgers to pizza, but it turns out this isn't just hot air!

Researchers at the University of Michigan have been looking at what's cooking up your persistent desire to eat fast food. They've found that highly processed, high-glycemic, fatty foods are to blame. They provide a concentrated dose of their ingredients, and they're rapidly absorbed — just like addictive drugs.

Not only that, the same researchers have published a study in the journal Appetite that establishes a Highly Processed Foods Withdrawal Scale: It seems people who are addicted to fast and low-nutrition foods and then stop eating them experience withdrawal symptoms, such as sadness, irritability, tiredness and cravings. Withdrawal peaks around days two to five.

You know that high-fat, sugary, overly processed foods are implicated in everything from heart attacks to diabetes and a lousy sex life. We share that info with you in as many ways as we can:

— Your drive-thru should be a drive-by.

— Your Mac attack should be limited to your iPad's computer games.

— Your finger-lickin' should be from a dip into guacamole or salsa.

Now a new study from the European Prospective Investigation into Cancer and Nutrition looked at 471,495 adults from 10 European countries and concluded that low-nutrition foods are correlated with the development of a variety of cancers, including those of the colon-rectum, upper aerodigestive tract (lips, mouth, tongue, nose, throat, vocal cords and part of the esophagus and windpipe); stomach and lung for men; liver and breast for postmenopausal women.

There's double trouble. Your body mixes up a secret sauce that makes your addiction to fast/highly processed foods especially hard to shake: Turns out, for overeaters the urge to eat past the point of fullness is waging a war against your body's signal that says, "Stop eating, please stop!"

Researchers from the University of Michigan published a new study in the journal PNAS (Proceedings of the National Academy of Sciences) that shows two tiny clusters of cells battle for control of feeding behavior, and unfortunately, the one that drives eating overpowers the one that says stop.

What does this have to do with addiction? Well, it turns out the brain's opioid system is helping fuel chronic overeating, but research has now found that you can give power back to the "Stop Eating" forces by administering the drug naloxone — the same medication that can prevent death from an overdose of opioids!

If you're a fast food addict and/or an overeater, you want to bathe your receptors in the joys of dopamine and serotonin; that's what any addiction does.

Exercise. Sweat it; you won't regret it! Aerobic activity can ease withdrawal and boost dopamine release. An hour on a treadmill five days a week may stop your addiction to lousy food.

Eating micronutrient-rich foods high in tyrosine — the natural building block of dopamine — will help you regain pleasure from eating smaller amounts of good-for-you, unprocessed foods. Those rich in tyrosine include: fava beans, chicken, oatmeal, mustard greens, dark chocolate and wheat germ. For recipes using these foods and more info, check out DoctorOz.com; search for "the dopamine diet."

7 LITTLE WORDS

Find the 7 words to match the 7 clues. The numbers in parentheses represent the number of letters in each solution. Each letter combination can be used only once, but all letter combinations will be necessary to complete the puzzle.

CLUES	SOLUTIONS
1 undulating like hilly land (7)	
2 one looking for hidden kids (6)	
3 like an underinflated tire (6)	
4 post-teens period (8)	
5 giving to, as homework (9)	
6 what flat irons do (10)	
7 "made an impression" (9)	

© 2018 Blue Ox Family Games, Inc., Dist. by Andrews McMeel

TWE	RO	AS	KER	NG
STRA	SIG	ING	TED	NTI
LL	IMP	IGH	ES	FLA
TEN	SEE	NI	BBY	RIN

Friday's Answers: 1. BLOCKCHAIN 2. RIBS 3. DESCEND 4. FURNISHING 5. BRUNCHES 6. PETRIFY 7. MULTIPLIES 12/15

Challenger

DIRECTIONS:
Fill each square with a number, one through nine.
- Horizontal squares should add to the totals on right.
- Vertical squares should add to the totals on bottom.
- Diagonal squares through center should add to total in upper and lower right.

12-15

THERE MAY BE MORE THAN ONE SOLUTION.

Today's Challenge
Time 4 Minutes 44 Seconds

Your Working Time Minutes Seconds

	2			15
			7	13
		1		12
2				14
7	6	5	34	13
12				

© 2018 by King Features Syndicate, Inc. World rights reserved.

Yesterday's Challenger Answers (solution 12-14)

4	1	1	1	7
3	3	2	2	10
3	1	3	3	10
5	2	9	7	23
15	7	15	13	17

Daughter's future Peace Corps plan rejected by dad

Dear Abby

DEAR ABBY: Our 23-year-old daughter, "Alexa," has a wonderful, well-paying corporate job with good benefits and a flexible schedule. She has low expenses, no debt and banks a respectable amount of her pay even though she lives 1,500 miles from home in a high-priced area. She works 40 hours max and has plenty of free time.

The issue? Alexa wants to quit her job and join the Peace Corps! Must we just say OK to chucking it all and moving to a Third World country?

Honestly, our biggest concern after her safety is her investing two years, moving back home and us having to support her while she looks for a post-Peace Corps job. My wife and I need to save for our own retirement, not spend it on our kids. I'm trying to convince Alexa to use her free time to volunteer. What advice do you have? — Bad Idea

DEAR BAD IDEA: Talk to Alexa about your concerns for her future after she leaves the Peace Corps. Ask if she plans to use the money she's been putting away as a cushion after her return in the event she's unable to find a job right away. Then explain that you are asking because you need to build up your retirement monies and won't be able to give her further financial support. It's the truth, and she needs to know it before she quits her job.

DEAR ABBY: I am a junior in high school, and there's a cute guy on my cross country team I really like. What's the best way to find out if he returns my feelings, and how can I deal with it if he doesn't? — Teen In Montana

DEAR TEEN: A way to find out if a guy likes you is to start talking to him about your sport or other school-related subjects. If you do, you will soon see if you have anything else in common. If he's interested in talking to you, that's a good sign. But if he isn't, you'll have to do what everyone else does: Accept the disappointment and move on.

Ornaments made of dough

Hints from Heloise

Dear Readers: How about making CHRISTMAS ORNAMENTS with my dough recipe? Here it is:

2 cups baking soda
1 cup cornstarch
1 1/4 cups water

Mix baking soda and cornstarch in a saucepan, then add the water. Cook over medium heat, stirring constantly, until thick.

Turn it out on a plate, and cover with a damp cloth. Allow it to cool, knead until smooth, and use immediately or seal and refrigerate.

Shape ornaments by hand, or roll flat and use cookie cutters. Use a toothpick to pierce a hole in the top for a hanger. Let the ornaments dry overnight, or heat them in a 250 F oven for 15 minutes.

Once dry, the ornaments can be painted or colored, or you can add food coloring to the dough.

Finish with a coat of clear nail polish or spray varnish, thread a ribbon through the hole, and voila! — Heloise

JUMBLE

THAT SCRAMBLED WORD GAME
By David L. Hoyt and Jeff Knurek

Unscramble these Jumbles, one letter to each square, to form four ordinary words.

TIDOT

FISFN

WEPDOR

CLISEK



Get the free JUST JUMBLE app • Follow us on Twitter @PlayJumble

©2018 Tribune Content Agency, LLC All Rights Reserved.

Now arrange the circled letters to form the surprise answer, as suggested by the above cartoon.

(Answers Monday)

Yesterday's Jumbles: WOUND UTTER MASCOT POETRY
Answer: When the ballet scene featured a duo of ballerinas, all eyes were drawn — TO TWO TUTUS

KENKEN

THE LOGIC PUZZLE THAT MAKES YOU SMARTER.

EASY



©2018 KenKen Puzzle, LLC www.kenken.com
Trademark KenKen, LLC Distributed by Andrews McMeel

CHALLENGING

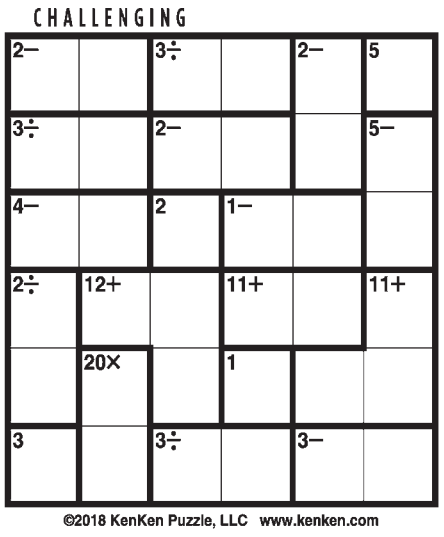

©2018 KenKen Puzzle, LLC www.kenken.com
Trademark KenKen, LLC Distributed by Andrews McMeel

12-15-18

RULES

1. Each row and each column must contain the numbers 1 through 4 (easy) or 1 through 6 (challenging) without repeating.
2. The numbers within the heavily outlined boxes, called cages, must combine using the given operation (in any order) to produce the target numbers in the top-left corners.
3. Freebies: Fill in single-box cages with the number in the top-left corner.

PREVIOUS ANSWERS

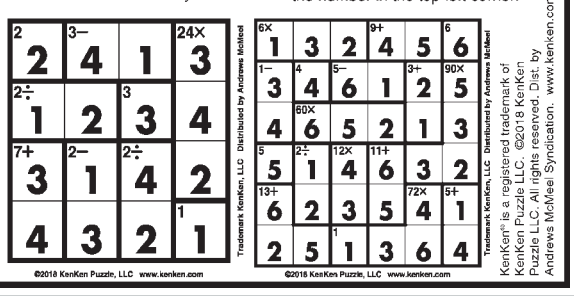

©2018 KenKen Puzzle, LLC www.kenken.com
Trademark KenKen, LLC Distributed by Andrews McMeel
KenKen® is a registered trademark of KenKen Puzzle LLC. ©2018 KenKen Puzzle, LLC. All rights reserved. Dist. by Andrews McMeel Syndication. www.kenken.com

MARMADUKE By Brad Anderson



"He loved your first book, too."

Cryptoquip

© 2011 by King Features Syndicate

12-15

O QKWGR FETOZOKE LPZFGB HVQNOES WH VER LKTOES XK FOXIFJ XWGZV KJ EKJLVE. XIFP'JF KN QOXOFZ.

Yesterday's Cryptoquip: YOU ASK WHETHER I AM CERTAIN THAT I'VE BECOME NEWLY LOVE-STRUCK? SURE AS I'M SMITTEN HERE!

Today's Cryptoquip Clue: T equals V

WHATZIT?™

Find the familiar phrase, saying or name in this arrangement of letters.

GORILLA

SOLUTION: Go ape

WHATZIT? © 2018 www.whatzit.com

www.facebook.com/dingbatsgames

WORD SLEUTH ● ENCLOSURES

H E B Y V E T Q O L I G D B X
Y W T R P M L K I F D B Y O W
U S Q O D U N G E O N E B D P
M N M K I F D D N G D Y B R Z
X U E W U S Q O N A R N I A L
J H I P L F H I K U R S D Y C
A Y W D L T R C J V O D T T S
Q P N L A L O K T N B P A R I
H F E O T T U O G U D I M U C
B Z M Y S W S B V U H S R O Q
R Q P N M L J I L A R R O C C

Friday's unlisted clue: KRONA

Find the listed words in the diagram. They run in all directions - forward, backward, up, down and diagonally.
Saturday's unlisted clue hint: WHERE THE PITCHERS WARMUP

Compound	Dugout	Moat	Stadium
Corral	Dungeon	Prison	Stall
Courtyard	Hutch	Quadrangle	Stockade
Crib	Jury box	Ring	

©2018 King Features, Inc. 12/15

HOROSCOPE

ARIES (March 21-April 19). If you feel pressure to say what the other person wants to hear, you're being (perhaps subtly) manipulated. Take a step back. Consider the relationship. Proceed with caution.

TAURUS (April 20-May 20). If you find yourself stretching for some easy way to describe yourself, you shouldn't have to at this point. It's a hint that the other person just isn't getting you — not your problem. Other people will. Move on.

GEMINI (May 21-June 21). If you're going to worry, make it work for you. Worry provides you with a quick look at potential pitfalls and a peak into your unconscious mind. Categorize your worries into reasonable and unreasonable.

CANCER (June 22-July 22). If you've been pessimistic and distrustful, it's only out of a need to protect and defend yourself. You're also brave and confident once you've made your mind up — a joyful pioneer.

LEO (July 23-Aug. 22). From love to shampoo, everything has its cycle. What worked before may work again, although maybe not quite as well. Put feelers out for new alternatives.

VIRGO (Aug. 23-Sept. 22). Adults don't always do the adult thing, and children can take on adult responsibilities that rob them of carefree youth. These missives need to be recognized and set right.

LIBRA (Sept. 23-Oct. 23). You'll scrutinize your work or habits before another person has a chance to. This way, you know you're putting your best self forward. It's an extra effort.

SCORPIO (Oct. 24-Nov. 21). Vitality follows those on the edge of the known. Anyone doing what they know they can do is playing it too safe to feel successful. Also, the one who is the least afraid of looking foolish wins.

SAGITTARIUS (Nov. 22-Dec. 21). You'll act on behalf of those unable or unwilling to take action themselves. This you do out of a sense of duty, but that doesn't mean you have to be too serious in your approach. Execute the task with a light heart.

CAPRICORN (Dec. 22-Jan. 19). No human is constantly on the spiritual high road. Anyway, a lower indulgence may serve you just fine. It's one of those crazy days when the superficial thing you think might make you happy actually does.

AQUARIUS (Jan. 20-Feb. 18). There's no need to seek opportunities for heroism. Be consistent and cheerful, just like you usually are. That's what everyone needs right now. And don't be surprised if this makes you indispensable.

PISCES (Feb. 19-March 20). Future you is sending a message back in time: Please don't block me into long contracts. Future you is going to need some freedom to do the future you endeavors you can't conceive of from where you're standing today.

TODAY'S BIRTHDAY (Dec. 15). The year will be marked by whimsy flights and remembered for the strange and fun environments you visit. More highlights of the solar return include the attainment of meaningful jewelry or personal treasure, a new turn in a relationship and a commute that presents opportunity for daily improvement. Taurus and Pisces adore you. Your lucky numbers are: 9, 30, 22, 27 and 14.

BORN LOSER By Art and Chip Sansom



BLONDIE By Dean Young and John Marshall

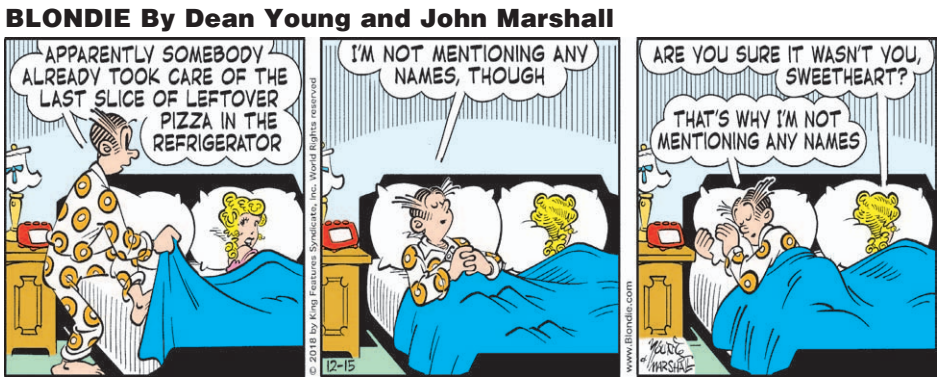

MUTTS By Patrick McDonnell



BABY BLUES By Rick Kirkman and Jerry Scott



DOONSBURY By Garry Trudeau

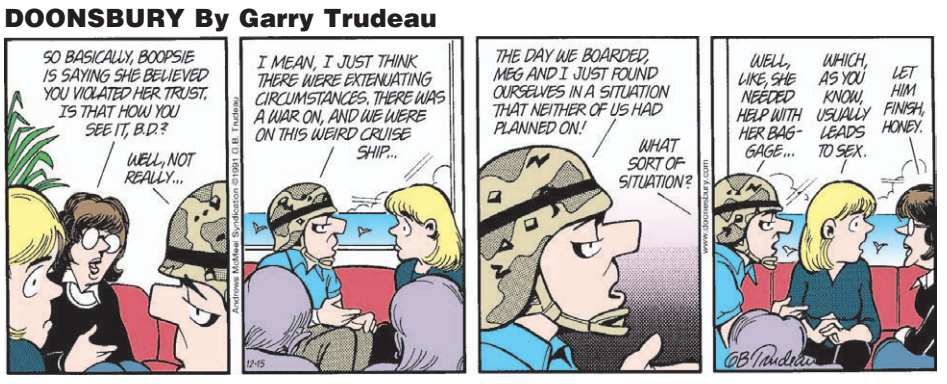

TODAY'S CROSSWORD PUZZLE

ACROSS

1 Skyrockets
6 Played in the surf
11 Units of wt.
14 Eagle's lair
15 Port near Kyoto
16 Malt beverage
17 Illustrious
18 Flashlight carrier
19 Marino or Rather
20 Backpackers' gear
22 Drying ovens
24 Gnawed
28 Break away
29 Let out line
30 Like a house —
32 66 and I-80
33 Piece of tape
35 Internet sites
39 Usher's offering
40 Civil War soldier
41 Chester — Arthur
42 Tar's patron saint
43 Rib
45 Matador's foe
46 Paycheck periods
48 More thoughtful
50 Put into words
53 Most cherished
54 Makes turbid
55 Hollows
57 Make a decision
58 One more time
60 — salts
65 Winged insect
66 Calls out in a loud voice
67 Cocoon dweller
68 Newsroom VIPs
69 Layered rock
70 School of fish

DOWN

1 Zig's opposite
2 Above, to Tennyson
3 Mother lode
4 Actress — Farrow
5 Get located
6 Injury
7 Type of prof
8 Dit opposites
9 Just manage, with "out"
10 Murkier
11 Tureen utensil
12 Lacking flavor
13 Taste or hear
21 Sushi fish
23 Summer cooler (2 wds.)
24 Florence Nightingale, for one
25 Big chip maker
26 Bluegill
27 Gift
28 Not guzzle
30 Districts
31 Stretches the truth
34 Hike
36 Flee to the JP
37 Divulges
38 Farm sound
43 Road sign symbol
44 Delightful place
47 Literary works
49 Flip-chart stands
50 Delve into
51 Dreamed of
52 Formal ceremonies
53 Compressed
55 Festive celebrations
56 Graceful rhythm
59 Harden
61 Cry of disgust
62 Sellout notice
63 Caviar
64 Bad prefix

PREVIOUS PUZZLE SOLVED

O	T	I	S	■	Y	A	C	H	T	■	E	T	N	A
B	O	C	A	■	E	R	R	O	R	■	A	R	A	B
E	T	O	N	■	A	N	I	M	A	■	R	I	P	E
Y	O	N	D	E	R	■	B	E	C	A	L	M	E	D
■	■	■	R	I	L	L	■	R	E	D	O	■	■	■
O	N	T	A	R	I	O	■	■	D	A	B	B	E	D
L	Y	E	■	E	N	D	E	D	■	M	E	R	G	E
I	L	L	■	■	G	E	T	I	T	■	■	A	R	I
V	O	L	G	A	■	S	C	R	A	P	■	Y	E	T
E	N	S	I	G	N	■	■	T	H	I	R	S	T	Y
■	■	■	L	A	O	S	■	Y	I	P	E	■	■	■
L	O	W	B	R	O	W	S	■	T	E	N	D	O	N
A	L	E	E	■	S	A	U	D	I	■	D	U	D	E
B	E	A	R	■	E	L	E	N	A	■	E	P	I	C
S	O	R	T	■	S	E	D	A	N	■	R	E	E	K

12-15-18 © 2018 UFS, Dist. by Andrews McMeel for UFS

Saturday, December 15, 2018

GOREN BRIDGE

WITH BOB JONES

©2018 Tribune Content Agency, LLC

WEEKLY BRIDGE QUIZ

Q 1 - Neither vulnerable, as South, you hold:

♠ A Q 5 4 ♡ 9 4 ◇ K J 3 ♣ 10 8 7 4

NORTH	EAST	SOUTH	WEST
1◇	Pass	1♠	Pass
2♠	Pass	?	

What call would you make?

Q 2 - North-South vulnerable, as South, you hold:

♠ 10 9 6 ♡ 8 ◇ A Q 10 6 5 2 ♣ Q 10 5

With the opponents passing, you open a weak 2D and partner bids 2NT. What call would you make?

Q 3 - East-West vulnerable, as South, you hold:

♠ A K J ♡ Q J 8 6 5 3 ◇ 8 6 ♣ A 9

SOUTH	WEST	NORTH	EAST
1♡	Pass	1♠	Pass
?			

What call would you make?

Q 4 - Both vulnerable, as South, you hold:

♠ A 7 6 ♡ Q 4 ◇ A K Q 9 7 3 ♣ Q 10

SOUTH	WEST	NORTH	EAST
1◇	3♠	Pass	Pass
?			

What call would you make?

Q 5 - North-South vulnerable, as South, you hold:

♠ K Q 6 3 2 ♡ A Q 4 ◇ K Q J 4 ♣ 6

SOUTH	WEST	NORTH	EAST
1♠	Pass	1NT	Pass
2◇	Pass	2♡	Pass
?			

What call would you make?

Q 6 - East-West vulnerable, as South, you hold:

♠ A 5 3 ♡ Q 10 8 ◇ A J 2 ♣ K 7 5 4

SOUTH	WEST	NORTH	EAST
1♣	Pass	2NT*	Pass
?			

*Invitational, 11-12 points

What call would you make?

Look for answers on Monday.

(Bob Jones welcomes readers' responses sent in care of this paper. Please send your e-mail responses to tcaeditors@tribpub.com)

JANRIC CLASSIC SUDOKU

Fill in the blank cells using numbers 1 to 9. Each number can appear only once in each row, column and 3x3 block. Use logic and process elimination to solve the puzzle. The difficulty level ranges from Bronze (easiest) to Silver to Gold (hardest).

			9			5		6
		4		2	8	3		
9		5					4	8
	4			7				
5		9				2		7
				8			9	
7	3					6		4
		6	1	5		8		
2		8			4			

Rating: GOLD

12/15/18

© 2018 Janric Enterprises Dist. by creators.com

Solution to 12/14/18

4	2	9	5	8	1	7	3	6
5	3	1	7	6	9	8	2	4
8	6	7	3	4	2	5	1	9
1	4	6	2	5	8	3	9	7
7	9	2	6	3	4	1	5	8
3	5	8	1	9	7	6	4	2
9	7	4	8	1	3	2	6	5
6	8	3	9	2	5	4	7	1
2	1	5	4	7	6	9	8	3

WORDY GURDY®

BY TRICKY RICKY KANE

Every answer is a rhyming pair of words (like FAT CAT and DOUBLE TROUBLE), and they will fit in the letter squares. The number after the definition tells you how many syllables in each word.

1. Kanye West song uproar (1)
2. Far-from-thick lower leg part (1)
3. Travelocity mascot residence (1)
4. Weekend noontime meal bowl drink (1)
5. G-man J. Edgar's furniture truckers (2)
6. Exhilarated medieval craftsmen union (1)
7. Jettisoned person's fiery rocket launches (2)

© 2018 UFS, Dist. by Andrews McMeel for UFS

ANSWERS
1. RAP FLAP 2. THIN SHIN 3. GNOME HOME 4. BRUNCH PUNCH
5. HOOVERS MOVERS 6. THRILLED GUILD 7. CASTOFFS BLASTOFFS

12-15-18

1	2	3	4	5	■	6	7	8	9	10	■	11	12	13
14					■	15					■	16		
17					■	18					■	19		
■	■	■	■	20	21				■	22	23			
24	25	26	27				■	■	28					
29						■	30	31				■	■	■
32				■	33	34				■	35	36	37	38
39				■	■	40			■	■	41			
42				■	43				44	■	45			
■	■	■	46	47				■	48	49				
50	51	52				■	■	53						
54					■	55	56				■	■	■	■
57			■	58	59				■	60	61	62	63	64
65			■	66					■	67				
68			■	69					■	70				

Want more puzzles?
Check out the "Just Right Crossword Puzzles" books at QuillDriverBooks.com

FOR BETTER OR FOR WORSE By Lynn Johnston



MALLARD FILLMORE By Bruce Tinsley

HI AND LOIS By Brian and Greg Walker

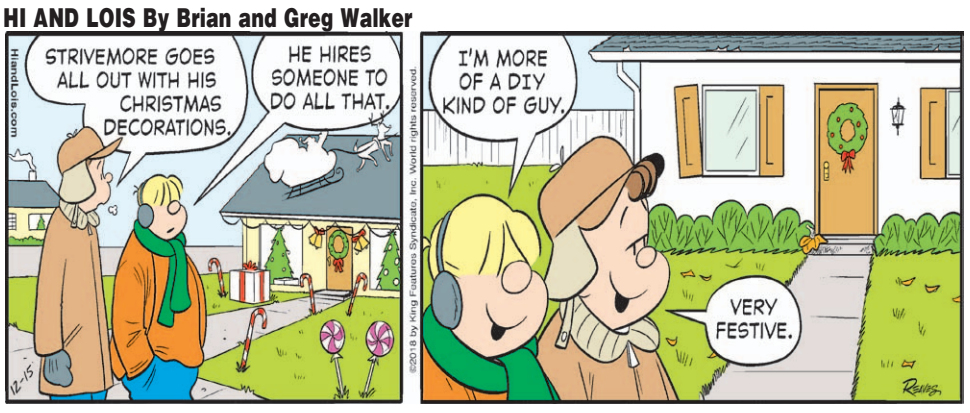

BEETLE BAILEY By Mort Walker



HAGAR THE HORRIBLE By Chris Browne



THE WIZARD OF ID By Brant Parker and Johnny Hart



MOTHER GOOSE AND GRIMM By Mike Peters



PICKLES By Brian Crane



B.C. By Mastroianni & Hart



PEANUTS By Charles Schulz



CRANKSHAFT By Tom Batiuk & Chuck Ayers



SHOE By Gary Brookins & Susie MacNelly



REX MORGAN By Terry Beatty



ZITS By Jerry Scott & Jim Borgman



GARFIELD By Jim Davis



NON SEQUITUR By Wiley



MARY WORTH By Karen Moy and June Brigman



DILBERT By Scott Adams

Provisions of 'Obamacare' ruled unconstitutional by judge

By TOM KOROSEC and KARTIKAY MEHROTRA
Bloomberg News

DALLAS — The Affordable Care Act was gutted by a Texas federal judge in a ruling that casts uncertainty on insurance coverage for millions of U.S. residents.

The decision Friday finding core provisions of "Obamacare" unconstitutional comes just before the end of a six-week open enrollment period for the program in 2019 and underscores a divide between Republicans who have long sought to invalidate the law and Democrats who fought to keep it in place.

U.S. District Judge Reed O'Connor in Fort Worth agreed with a coalition of Republican states led by Texas that he had to eviscerate the Affordable Care Act, the signature health care overhaul by President Barack Obama, after Congress last year zeroed out a key provision — the tax penalty for not complying with the requirement to buy insurance. The decision is almost certain to be appealed all the way to the Supreme Court.

Texas and an alliance of 19 states argued to the judge that they have been harmed by an increase in the number of people on state-supported insurance rolls. They claimed that when Congress repealed the tax penalty last year, it eliminated the U.S. Supreme Court's rationale for finding the ACA constitutional in 2012.

California and Democratic officials in 14 states, along with the District of Columbia, won permission to defend ACA in the Fort Worth case when the Trump administration sided with the states seeking to dismantle it. They contended that overturning the law would throw millions off health insurance rolls by reversing Medicaid expansion, ending tax credits that help people and empowering insurers to once again deny coverage based on pre-existing conditions.

Justice Department lawyers urged the judge to strike down the individual mandate and provisions requiring insurance companies to cover individuals with pre-existing health conditions and charge them the same premiums as healthy individuals. They argued the judge should spare the rest of the law, which includes Medicaid expansion, the employer mandate, health exchanges, premium subsidies and federal health care reimbursement rates for hospitals.

COHEN

FROM PAGE 1

The decisions to pay off Daniels, who alleged she had sex with a married Trump in 2006, during the run-up to the 2016 election was made soon after an old "Access Hollywood" tape surfaced, in which Trump was heard talking about groping and trying to have sex with women, Cohen said.

"He was very concerned about how this would affect the election," Cohen said.

The hush money wasn't initially reported on campaign finance documents and, in any case, far exceeded the legally acceptable amount for in-kind contributions. The federal limit on individual contributions is $2,700.

As to whether Trump knew it was wrong to make the payments, Cohen said, "First of all, nothing at the Trump organization was ever done unless it was run through Mr. Trump. He directed me to make the payments, he directed me to become involved in these matters."

Trump has denied directing Cohen to break the law and has asserted in a barrage of tweets over the last several weeks that Cohen is a "liar" who cut a deal in order to get a reduced prison sentence and to help himself and his family.

Loyalty has long been a core value for Trump, who has been stung by the behavior of Cohen and other former associates who have dissociated themselves from the president, intent on saving themselves. That list also includes former White House staffer Omarosa Manigault Newman and former National Security adviser Michael Flynn.

"He knows the truth. I know the truth. Others know the truth," Cohen said. "And here is the truth: People of the United States of America, people of the world, don't believe what he is saying. The man doesn't tell the truth. And it is sad that I should take responsibility for his dirty deeds."

"Instead of him taking responsibility for his actions, what does he do? He attacks my family," Cohen said.

White House spokesman Hogan Gidley said Friday that reporters were "giving credence to a convicted criminal."

When asked specifically about Cohen's claims that Trump had directed Cohen to make the payments, Gidley said: "I understand that. He's a self-admitted liar. You guys all know that and for him to say, 'I'm going to start — I'm going to stop lying starting now,' is somewhat silly."

Cohen insists that Trump is a different person now than when he was running his real estate empire in New York and said he believes the pressure of being the president of the United States is "much more than he thought it was going to be."

AP PHOTOS

Father Jim Sichko, center, gives Nicholas Vadi, left, a $100 bill to congratulate his birthday.

Standing by the drive-through of an In-N-Out Burger, Father Jim Sichko interacts with drivers after paying for their meals in the Hollywood section of Los Angeles.

DEEDS

FROM PAGE 1

He's provided groceries for half a year to a man with HIV and paid for medical services for a struggling Muslim family. This Christmas, he's headed to an elementary school in Corbin, Kentucky, where more than a quarter of the population lives in poverty. There he'll surprise the school's 100 second-graders with shiny new bicycles.

"The first question people ask is, 'Why are you doing this?'" Sichko says between bites of his double-double cheeseburger at the crowded In N' Out restaurant down the street from the Hollywood Walk of Fame where he'd just bought lunch for everybody.

"My question," the balding, bespectacled 51-year-old cleric adds with a smile, "is why not?

> "My approach is not so much speaking about the word of God, although I do a lot of that, but showing the presence of God through acts of kindness that kind of shock the individual and kind of cause them to, maybe cause them to stop for a little bit."

"My approach is not so much speaking about the word of God, although I do a lot of that, but showing the presence of God through acts of kindness that kind of shock the individual and kind of cause them to, maybe cause them to stop for a little bit," he said. "Or maybe, which I hope, to again bring kindness to others."

He is candid in saying the church itself has much work to do in restoring its image after years of priestly sex and pedophilia scandals that he calls "horrific and tragic and disgusting."

"We have a lot of atonement to be doing," he says, adding that shocking people with random acts of kindness can be a first step in that direction.

To say he shocked his lunchtime In N' Out crowd would be a bit of an understatement.

One woman, overlooking his white clerical collar, asked Sichko if he was a politician.

"No, I'm not a politician. I'm a priest," he replied, nearly doubling over with laughter.

"How did this happen," a stunned Hardy Patel asked.

"Just decided. I'm in a good mood."

"Early Christmas?"

"You got it. Pay it forward."

"I will do, I will do," Patel told him before driving off with his cheeseburger, then circling back to thank Sichko and take a selfie with him.

"Here's my selfie with the pope," Sichko told Luis Tostado a few minutes earlier as they posed for one by Tostado's Chevy Silverado.

Sichko's selfie shows him standing next to Francis as the pontiff cradles a bottle of 23-year-old Pappy Van Winkle Kentucky bourbon the priest gave him during a visit to the Vatican. He isn't sure if the pope is a bourbon man, but if not, the smile on Francis' face indicates he does have a sense of humor.

Sichko says he still doesn't know why the pontiff, who had never met him until 2015, chose him as a papal missionary of mercy. Ordained 20 years ago — "I always wanted to become a priest, ever since I was a little kid" — he was the pastor at St. Mark Catholic Church in Richmond, Kentucky, when he got the call.

Now he spends five days a week on the road paying for burgers and bicycles and handing out hundred-dollar bills, like the one he slipped 17-year-old Nicholas Vadi when he learned the teenager and his mom were celebrating Vadi's birthday at the fast-food restaurant.

"I raise my own salary, living expense, insurance, everything," Sichko says, adding he sends out "appeal letters" twice a year to parishioners and raises the rest from paid inspirational speaking engagements.

"And then I give it away," he says, laughing.

BORDER

FROM PAGE 1

Minority Leader Chuck Schumer tweeted.

The Rev. John L. McCullough, president of Church World Service, said her death was a result of "the administration's immoral war on immigrants." He declared, "People don't walk thousands of miles unless they are desperate for freedom at the end of their journey."

The Homeland Security Department's inspector general opened an investigation.

The girl and her father, 29-year-old Nery Caal, were arrested with the large group near the Antelope Wells border crossing at about 9:15 p.m. Dec. 6. The rugged, mountainous area is home to ghost towns and abandoned buildings from Old West homesteader days. It's an unforgiving terrain where Geronimo made his last stand and remains largely isolated with no cell service and few unpaved roads. The sparsely used official port of entry is open from 10 a.m. to 4 p.m.

The group was held at one of 17 "forward operating bases" in Arizona, New Mexico and Texas — spartan facilities built in recent years to increase official U.S. presence in extremely remote areas. Agents live there on weeklong assignments because driving back and forth every day from their stations would consume enormous amounts of time.

Jackeline and her father were held in the facility with food and water but no medical aid.

CBP officials say the drive from Antelope Wells to the nearest Border Patrol station in Lordsburg can take hours.

With the migrants, the agents went over an intake form that reads: "Receiving screening will be performed by professional or paraprofessional personnel trained to recognize the state of conscious, quality of gross motor function, fever or other signs of illness upon arrival at the facility."

According to the form, the girl showed no sign of illness. She was not sweating, had no tremors, jaundice or visible trauma and was mentally alert.

"Claims good health," the form reads. Jackeline's father appeared to have signed the form, which was obtained by The Associated Press.

The final question is whether she should be in a general population, referred for non-emergency medical care or referred for emergency medical care. The "general population" box is checked.

Arresting such large groups poses logistical problems for agents, who have to wait on transport vans that are equipped with baby seats to take the migrants to processing facilities, some which are far from the border.

There is a single bus that transports migrants to and from this area to the base in Lordsburg, and, following protocol, the other minors filled the first bus while the daughter and her father waited.

It's not clear whether Jackeline ate or drank anything while in custody.

The father and daughter did not board the bus until 4:30 a.m. She began vomiting at 5. The bus continued — there was no way to receive medical care where they were, officials said — and radioed ahead to have emergency medical technicians available when they arrived in Lordsburg. By the time they arrived, at 6:30, she had stopped breathing.

Emergency crews revived her, and she was airlifted to an El Paso, Texas, hospital, while the father was driven there. The girl died at about 12:30 a.m. Dec. 8. Officials said she had swelling on her brain and liver failure. An autopsy was scheduled to determine her girl's death. The results could take weeks.

CBP said Friday it didn't immediately publicize the death out of respect for the family but is reviewing its disclosure practices. Commissioner McAleenan didn't mention the girl's death when he was questioned by senators this week on border issues.

ALMANAC

Today is **Saturday, Dec. 15**, the 349th day of 2018. There are 16 days left in the year.

Today in history

On **Dec. 15, 1791**, the Bill of Rights, the first ten amendments to the U.S. Constitution, went into effect following ratification by Virginia.

On this date

In **1890**, Sioux Indian Chief Sitting Bull and 11 other tribe members were killed in Grand River, South Dakota, during a confrontation with Indian police.

In **1938**, groundbreaking for the Jefferson Memorial took place in Washington, D.C. with President Franklin D. Roosevelt taking part in the ceremony.

In **1961**, former Nazi official Adolf Eichmann was sentenced to death by an Israeli court for crimes against humanity. (Eichmann was hanged 5 ½ months later.)

In **1965**, two U.S. manned spacecraft, Gemini 6A and Gemini 7, maneuvered toward each other while in orbit, at one point coming as close as one foot.

In **1967**, the Silver Bridge between Gallipolis, Ohio, and Point Pleasant, West Virginia, collapsed into the Ohio River, killing 46 people.

In **1978**, President Jimmy Carter announced he would grant diplomatic recognition to Communist China on New Year's Day and sever official relations with Taiwan.

In **1995**, European Union leaders meeting in Madrid, Spain, chose "euro" as the name of the new single European currency.

In **2001**, with a crash and a large dust cloud, a 50-foot tall section of steel — the last standing piece of the World Trade Center's facade — was brought down in New York.

Today's birthdays

Actor-comedian Tim Conway is 85. Singer Cindy Birdsong (The Supremes) is 79. is 76. Actor Don Johnson is 69. Actress Melanie Chartoff is 68. Movie director Julie Taymor is 66. Actor Justin Ross is 64. Rock musician Paul Simonon (The Clash) is 63. Movie director John Lee Hancock is 62. Movie producer-director Reginald Hudlin is 57. Actress Helen Slater is 55. Actor Paul Kaye (TV: "Game of Thrones") is 54. Actress Molly Price is 53. Actor Michael Shanks is 48. Actor Stuart Townsend is 46. Actor Geoff Stults is 42. Actor Adam Brody is 39. Actress Michelle Dockery is 37.

Bible verse

"Honor thy father and thy mother; and Thou shalt love thy neighbor as thyself." — **Matthew 19:19**.

We keep making the same mistake of thinking we will always have our loved ones around. If you haven't had contact with your Mother or Dad lately, or any other member of your family, call today and tell them you love them. "Love one another."

ODD NEWS

Police give $3 to person who found it 14 years ago

MONMOUTH BEACH, N.J. (AP) — Police in New Jersey have given $3 to the person who found it 14 years ago.

Paige Woodie was 12 years old when she and a friend discovered the cash and turned it into a Monmouth Beach police officer in 2004.

Sgt. Jeff Godwin tells the Asbury Park Press people who turn in found money are able to claim it within a reasonable amount of time if no one comes forward. The cash turned up during an audit and police "thought it had been long enough."

Woodie says officers came to her home and asked if she could remember what she did in 2004. She couldn't think of anything bad. That's when the officers turned over the $3 in an evidence bag.

She says half belongs to her friend.

SPORTS

Saturday, December 15, 2018 www.yoursun.com | www.facebook.com/SunPreps | @Sun_Preps

Big Ben and Brady

Familiar foes set to battle Sunday

See page 6

■ COLLEGE FOOTBALL: Florida Gators

Michigan rematch will show us how far Florida Gators' Feleipe Franks has come

By MATT BAKER
Tampa Bay Times

GAINESVILLE — When Florida coach Dan Mullen was asked earlier this season about playing blue-chip true freshman Emory Jones more, he demurred. Mullen didn't want to throw Jones in before he was ready.

That, Mullen said, is what might have happened to Feleipe Franks when he started the 2017 season opener as a redshirt freshman.

As Franks prepares to face the same Michigan team he struggled against in that first start, he acknowledged that Mullen might be right.

"I never doubt my ability to play football, so I don't want to say I wasn't ready," Franks said Friday. "But at the same time I don't think I was as smart about the game as I am now. Making smarter decisions, things like that, I don't think I was ready in that case, but you know it's a learning point for me."

And Franks has obviously learned a lot since his debut — a 5-for-9, 75-yard clunker —and his first season.

His passing efficiency (144.1) is up more than 30 points. His touchdown passes are up (from 9 to 23) while his interceptions are down (from eight to six). His completion percentage is up almost 4 points, too. He makes better decisions on pre-snap and post-snap reads.

Yet the quarterback depth chart remains an open question within the Gators' fan base. There's more buzz around Jones —whose biggest play was an incompletion against Georgia — than Franks, who has boosted the team's scoring by 12 points per game.

"I feel like I've told you guys this many times," Franks said, "but I've never shied away from a competition."

That's good, because he'll be probably be in another one this offseason. Jones is a better athlete and probably a better fit for Mullen's system. Expect the Gators to design a specialty package for him in Atlanta that's similar to the one they used against Georgia.

But only a specialty package.

This is still Franks' offense. And the Peach Bowl represents the latest, best chance for Franks to prove that he deserves to keep it.

Michigan dominated him the first time around. Franks was benched him after

REMATCH | 3

■ BASKETBALL: Area Prep

CHRISTOPHER G BLAKE

Lemon Bay's Gunyr Morrill (2) beats Cape Coral's Jacob Martinez (10) to the basket during Friday night's basketball game at Lemon Bay High School. Sun Photo Chris Blake

Sweet victory

Mantas mix it up defensively, win rematch of Regional final

By JACOB HOAG
Staff Writer

ENGLEWOOD — Though most of the players who played in last year's regional final have moved on, Lemon Bay's 67-42 rematch win over Cape Coral on Friday was still sweet.

With Cape Coral learning a new system under first-year coach Kevin Fields, the Mantas through a variety of defensive looks at the Seahawks, which sparked a deep run by the Mantas in the second that proved too challenging to overcome.

"We got the tempo going faster in the second," Lemon Bay coach Sean Huber said. "That really pushed us out where we needed to be. We tried to change things up and give them a different look all the time. Especially with a new coach and a new system, we wanted to show them a bunch of different stuff and it may cause some confusion.

"A lot of the guys that lost to this team last year were here to watch the game. It's kind of cool to get that win in front of those guys."

Lemon Bay beat Cape Coral last year to win their first district title, but fell when the two met again two games later and the Seahawks reached the final four.

Friday, it was all Mantas (4-3, 2-2) from the second quarter on and it started with Lemon Bay's senior guard Gunnyr Morrill. After Cape Coral scored the opening five points in the quarter, Morrill forced two steals that led to fastbreak points.

The two forced turnovers sparked a 20-1 run that blew the game wide open and had the Mantas leading 38-18 at the half. Morrill had four first-half steals.

"I'm looking where his eyes are because you

SWEET | 3

■ NFL: Philadelphia Eagles

Eagles' Wentz has stress fracture in back

By ROB MAADDI
AP Pro Football Writer

PHILADELPHIA — Carson Wentz's back injury means Nick Foles gets another opportunity to rescue the Philadelphia Eagles.

Eagles coach Doug Pederson said Friday that Wentz does not require surgery for a stress fracture in his back and the injury could take up to three months to heal. The quarterback is listed as "doubtful" for Sunday night's game against the Rams in Los Angeles and is scheduled to travel with the team. Foles wasn't available to speak to reporters, but teammates expect the Super Bowl MVP to start.

"He's the guy and it's my job to create as much separation for him or if he gives me an opportunity and I am covered, go get it," wide receiver Nelson Agholor said after practice.

Pederson is optimistic about Wentz's recovery.

"The fact that he doesn't need surgery on this is the best news you could possibly have on anybody that has a stress fracture or stress injury," Pederson said.

He wouldn't rule him out for this week or the rest of this season. The Eagles (6-7) are still in the chase for a playoff spot.

"If we put him out there, there has to be 100 percent that

EAGLES | 3

AP PHOTO

Philadelphia Eagles quarterback Carson Wentz (11) and quarterback Nick Foles (9) throw before an NFL football game against the Indianapolis Colts.

■ MLB: Tampa Bay Rays

For Rays, stadium deal isn't personal, it's just ruthless baseball business

By JOHN ROMANO
Tampa Bay Times

The owners of the Tampa Bay Rays have said goodbye to their most popular players. Changed the team's name, colors and spring training home. Tossed aside century-old baseball strategies while winning more games than teams with payrolls twice their size.

They are logical, innovative and arguably brilliant.

And about as sentimental as the IRS.

That's not a criticism, by the way, it's an observation. A scouting report, if you will. And it's critical to understanding the current pursuit of a new baseball stadium in Tampa Bay.

Emotions, allegiances and teary-eyed fans have nothing to do with it. The eventual stadium decision will be based on a simple calculation:

How much will it cost the Rays to build a stadium compared to how much more money a new stadium might make for them.

That's it. Nothing else. That's one of the reasons the Rays will not be pinned down on how much they are willing to contribute to a stadium's construction.

The figure is presumably different in St. Petersburg than it would be in Tampa. And it's different in Tampa than it would be in Montreal. Or Portland. Or Connecticut.

Does that seem cold-hearted? To Rays fans who have been told their love was reciprocal, I'm sure it does. But, to paraphrase a movie, this is business, not personal.

The Rays made that clear when they waited until baseball's winter meetings in Las Vegas to essentially announce they considered the Ybor City stadium financing proposal a joke. It was the business world's version of giving Tampa Bay a wedgie on national TV.

So where does that leave us?

Hopefully a little wiser. And less naïve.

This isn't really a negotiation. When it comes to Major League Baseball, the Rays hold all the cards. It's their team, and they'll say bye if they want to.

So leaders on both sides

RAYS | 6

INDEX | Lottery 2 | Local 3 | Colleges 7 | Golf 4 | Boxing 4 | MLB 4 | Scoreboard 5 | NHL 2 | NFL 6 | NBA 7 | Weather 8

■ NHL ROUNDUP

Penguins fend off Bruins

PITTSBURGH (AP) — Jake Guentzel tipped in Kris Letang's shot midway through the third period to fend off a Boston rally, and Pittsburgh goaltender Casey DeSmith made it stand up as the Penguins beat the Bruins 5-3 on Friday night.

Boston's Chris Wagner and David Krejci scored in a 54-second span of the third to erase a two-goal deficit but Guentzel responded by redirecting Letang's drive from the point by Jaroslav Halak with 9:13 left to put Pittsburgh ahead to stay.

DeSmth did the rest, finishing with a career-high 48 saves as the Penguins ended Boston's three-game winning streak. Zach Aston-Reese had a short-handed goal and an empty-netter. Derek Grant and Phil Kessel also scored for Pittsburgh.

Brandon Carlo scored for the first time in 115 games for Boston and Halak stopped 24 shots but the Bruins had trouble with DeSmith, who has served as Pittsburgh's No. 1 goalie while two-time Stanley Cup winner Matt Murray recovers from a lower-body injury that's sidelined him for the better part of a month.

The team activated Murray on Wednesday, but DeSmith started against Boston anyway. He responded with a spectacular effort. His flashiest save came in the first. DeSmith was sliding to his left when Brad Marchand picked up a bouncing puck and moved to DeSmith's right. The goaltender reached back with his glove and plucked it out of midair to keep the game scoreless.

Grant gave the Penguins the lead a short time later. Matt Cullen worked the puck out of the corner and sent it to Grant, who walked in on Halak and slipped the puck by Halak's stick for his second goal 17:48 into the first.

Boston made Pittsburgh's comfortable lead vanish quickly in the third. Wagner ripped a shot over DeSmith's glove from the left circle 7:08 in to get the Bruins within a goal and Krejci swooped in after David Pastrnak's breakaway shot smacked off the crossbar to tie it.

Devils 5, Golden Knights 4 (OT)

Nico Hischier scored 41 seconds into overtime to cap New Jersey's comeback from three goals down as the Devils beat the Vegas Golden Knights 5-4.

Travis Zajac, Miles Wood, Kyle Palmieri and Brett Sevey also scored for the Devils, who trailed 3-0 after one period, and 4-1 in the second before rallying for their second win in five games. Cory Schneider gave up three goals on seven shots over the first 9:22 before he was pulled. Keith Kinkaid came on and finished with 14 saves.

William Karlsson had two goals, and Alex Tuch and William Carrier also scored for Vegas, which lost for just the third time in their last 12 games. Marc-Andre Fleury had 37 saves and remained one win from tying Hall of Famer Tony Esposito for ninth all-time for goaltender wins.

Zajac pulled the Devils to 3-1 with a power play goal at 2:59 of the second, but Karlsson's second of the game and 13th of the season 58 seconds later restored the Golden Knights' three-goal lead.

HOW TO ...

- **Submit a story idea:** Email sports@sun-herald.com or call 941-206-1175. Must contain name, address and number.
- **Report a high school result:** Call 877-818-6204 or 941-206-1175.
- **To report an error:** Call the sports department at 941-206-1175 or email sports@sun-herald.com.

SunCoast Sports Now

When news breaks, you can find it at www.yoursun.com.
Like us and share our photos on Facebook: facebook.com/SunPreps
Follow us on Twitter for live updates and breaking news: @Sun_Preps

CONTACT US

Benjamin Baugh • Editor
bbaugh@sun-herald.com or 941-206-1175
Jacob Hoag • Staff writer
jhoag@sun-herald.com or 941-206-1122
Email: sports@sun-herald.com
Fax: 941-629-2085

SPORTS ON TV

AUTO RACING
6:30 a.m.
FS1 — FIA Formula E, Ad Diriyah ePrix, Saudi Arabia

BOBSLEDDING/SKELETON
7 p.m.
NBCSN — IBSF World Cup, women's skeleton, Germany

COLLEGE BASKETBALL
12 p.m.
BTN — Bucknell at Ohio State
ESPN — Villanova at Kansas
ESPN2 — Tennessee at Memphis
FS1 — SMU at Georgetown
1:30 p.m.
CBS — Crossroads Classic, Notre Dame vs. Purdue
2 p.m.
BTN — Western Michigan at Michigan
ESPNU — HOF Boardwalk Classic, NC State vs. Penn State
FS1 — Rutgers at Seton Hall
3:45 p.m.
CBS — Crossroads Classic, Butler vs. Indiana
4 p.m.
NBCSN — Charleston at VCU
5 p.m.
ESPN2 — Utah at Kentucky
5:30 p.m.
CBSSN — Southern Mississippi at Wichita State
6 p.m.
SEC — Arizona State at Georgia
7 p.m.
BTN — Northern Iowa at Iowa
ESPN2 — Gonzaga at North Carolina
ESPNU — HOF Boardwalk Classic, Washington vs. Virginia Tech
7:30 p.m.
CBSSN — Auburn at UAB
8 p.m.
FS1 — Eastern Kentucky at Xavier
8:30 p.m.
SEC — Cincinnati at Mississippi State University
9 p.m.
ESPNU — USC at Oklahoma
11 p.m.
ESPN2 — Baylor at Arizona
ESPNU — MGM Resorts Showcase, LSU vs. St. Mary's

COLLEGE FOOTBALL
12 p.m.
ABC — Air Force Reserve Celebration Bowl: North Carolina A&T vs. Alcorn State
1:30 p.m.
CBSSN — AutoNation Cure Bowl: Tulane vs. Louisiana-Lafayette
2 p.m.
ESPN — New Mexico Bowl: North Texas vs. Utah State
ESPN2 — NCAA FCS Semifinal, Maine at Eastern Washington
3:30 p.m.
ABC — Mitsubishi Motors Las Vegas Bowl: Fresno State vs. Arizona State
4 p.m.
ESPNU — NCAA Division II Championship, Ferris State vs. Valdosta State
5:30 p.m.
ESPN — Raycom Media Camellia Bowl: Georgia Southern vs. Eastern Michigan
9 p.m.
ESPN — R&L Carriers New Orleans Bowl: Middle Tennessee State vs. Appalachian State

GOLF
4:30 a.m.
GOLF — European Tour Golf, Alfred Dunhill Championship, third round, South Africa
10 p.m.
GOLF — Asian Tour Golf, Indonesian Master, final round, Indonesia
4:30 a.m. (Sunday)
GOLF — European Tour Golf, Alfred Dunhill Championship, final round, South Africa

MIXED MARTIAL ARTS
5 p.m.
FS1 — UFC Fight Night Prelims: Lee vs. Iaquinta 2
8 p.m.
FOX — UFC Fight Night: Lee vs. Iaquinta 2

NBA BASKETBALL
5 p.m.
NBA — Utah vs. Orlando, Mexico City

NFL FOOTBALL
4:30 p.m.
NFL — Houston at NY Jets
8:20 p.m.
NFL — Cleveland at Denver

NHL HOCKEY
7 p.m.
NHL — Los Angeles at Pittsburgh

RODEO
10 p.m.
CBSSN — PRCA Rodeo, Wrangler National Finals

RUGBY
12:30 p.m.
NBCSN — European Champions Cup, Leinster vs. Bath

SKIING
8 p.m.
NBCSN — FIS Alpine World Cup, men's downhill, Italy

SWIMMING
9 p.m.
NBCSN — FINA World Championships, Day 5 of the 25m finals, China

SOCCER
7:25 a.m.
NBCSN — Premier League, Manchester City vs. Everton
7:50 a.m.
FS2 — FIFA Club World Cup, quarterfinal, Kashima vs. Chivas de Guadalajara
9:30 a.m.
FS1 — Bundesliga Soccer, Hannover vs. Bayern Munich
9:55 a.m.
NBCSN — Premier League, Tottenham vs. Burnley
12:20 p.m.
FS2 — Bundesliga, Werder Bremen vs. Borussia Dortmund
12:30 p.m.
NBC — Premier League, Fulham vs. West Ham

WOMEN'S COLLEGE BASKETBALL
4 p.m.
BTN — LSU at Rutgers

WOMEN'S COLLEGE VOLLEYBALL
9 p.m.
ESPN2 — NCAA Championship, Nebraska vs. Stanford

Florida Lottery

www.flalottery.com

■ PICK 2
Dec. 14N 9-0
Dec. 14D 2-8
Dec. 13N 8-2
Dec. 13D 0-1
Dec. 12N 7-3
Dec. 12D 8-0
D-Day, N-Night

■ PICK 3
Dec. 14N 5-5-3
Dec. 14D 2-2-4
Dec. 13N 0-8-4
Dec. 13D 7-2-3
Dec. 12N 3-5-2
Dec. 12D 9-0-1
D-Day, N-Night

■ PICK 4
Dec. 14N 9-2-8-9
Dec. 14D 9-6-2-9
Dec. 13N 5-2-1-9
Dec. 13D 4-5-5-1
Dec. 12N 2-2-7-6
Dec. 12D 4-6-8-9
D-Day, N-Night

■ PICK 5
Dec. 14N 1-1-0-9-4
Dec. 14D 8-9-2-2-8
Dec. 13N 5-0-0-2-7
Dec. 13D 8-1-8-9-3
Dec. 12N 0-1-0-2-2
Dec. 12D 7-3-2-3-4
D-Day, N-Night

■ FANTASY 5
Dec. 14 ..... Late
Dec. 13 1-3-24-25-29
Dec. 12 9-11-19-21-33
PAYOFF FOR DEC. 13
1 5-digit winners $195,644.41
286 4-digit winners $110
8,173 3-digit winners $10.50

■ CASH FOR LIFE
Dec. 13 4-11-18-23-47
Cash Ball 2
• • •
Dec. 10 11-28-41-47-53
Cash Ball 3
PAYOFF FOR DEC. 13
0 5-5 CB $1,000/Day
0 5-5 ..... $1,000/Week
2 4-5 CB $2,500
9 4-5 ..... $500

■ LUCKY MONEY
Dec. 14 ..... Late
Lucky Ball ..... Late
• • •
Dec. 11 12-25-36-47
Lucky Ball 4
PAYOFF FOR DEC. 11
0 4-of-4 LB $600,000
4 4-of-4 ..... $1,184.50
28 3-of-4 LB $371
540 3-of-4 ..... $56.50

■ LOTTO
Dec. 12 2-9-25-28-32-43
Dec. 8 10-15-28-38-43-44
Dec. 5 1-5-20-24-28-52
PAYOFF FOR DEC. 12
0 6-digit winners ..... $3 million
14 5-digit winners $5,319
764 4-digit winners $73
ESTIMATED JACKPOT
$3.5 million

■ POWERBALL
Dec. 12 4-9-21-29-64
Powerball 26
• • •
Dec. 8 14-32-34-46-61
Powerball 10
PAYOFF FOR DEC. 12
0 5-5 + PB ..... $230 million
0 5-5 ..... $1 million
1 4-5 + PB $50,000
38 4-5 ..... $100
ESTIMATED JACKPOT
$246 million

■ MEGA MILLIONS
Dec. 14 ..... Late
Mega Ball ..... Late
• • •
Dec. 11 4-38-39-54-59
Mega Ball 12
PAYOFF FOR DEC.11
0 5 of 5 + MB ..... $226 million
0 5 of 5 ..... $1 million
2 4 of 5 + MB $10,000
25 4 of 5 ..... $500
ESTIMATED JACKPOT
$262 million

PLEASE GIVE BLOOD
HELP SAVE LIVES

Braves SPRING TRAINING FACILITY

SEASON TICKETS ON SALE NOW

Perfect Stocking Stuffers!!!

Guarantee Your Seat for the Inaugural Game

ATLANTA BRAVES vs TAMPA BAY RAYS

SUNDAY
MARCH 24th @ 4:05 pm

Cool Today Park
SPRING TRAINING HOME OF THE ATLANTA BRAVES

To get tickets call 941-413-5000
or visit www.braves.com/springtraining
Like us on facebook @ facebook.com/cooltodaypark

adno=3638878-1

COURSES

Blue Heron Pines GOLF COURSE COMMUNITY
Under New Management
Open 7AM to 5PM (7days)
AM 18 holes w/cart-$35-PM-$30
(941)637-6191 For Tee Times
29201 S. Jones Loop Rd. • Punta Gorda

Deep Creek Golf Club
"Nice People, Great Golf"
Call 625-6911 for Tee Times & Lessons
Take a tour online at: DeepCreekGolf.com

The Golf Links OF CHARLOTTE HARBOR
Call for Tee Times
22400 Gleneagle Ter.
Port Charlotte
941-625-4109

HERON CREEK Golf & Country Club
Complimentary Trial Golf Membership Avail. Through 1/13/19
5301 HERON CREEK BLVD., NORTH PORT
Between US 41 & I-75 Exit 182
Call Richelle 941-240-5100 www.heroncreekgcc.com

Open to the Public
JACARANDA WEST COUNTRY CLUB
Great New Annual Memberships starting at $1,900
1901 Jacaranda Blvd • Venice, FL 34293
Call for Tee Times • 941-493-5010
jacwestcc.com

Kingsway Country Club
Pure Championship Golf
(941)-625-8898
www.kingswaycountryclub.com
1-mi. East I-75 exit 170 Kings Hwy

COURSES

Live Oak RV Resort
Executive Golf Course
Walk 9 holes for $12.00
863-993-2221 or 941-764-6700
12865 SW Hwy. 17, Arcadia
Located near Wal-Mart Dist. Center

Maple Leaf Golf & Country Club
2100 KINGS HIGHWAY
PORT CHARLOTTE, FL 33980
941-629-1666
A Resident owned Community
ALL NEW GREENS, TEES AND FAIRWAYS!
• PAR 62 EXECUTIVE COURSE
• A FUN GOLF EXPERIENCE
• ALWAYS IN EXCELLENT CONDITION
• MEMBERSHIPS AVAILABLE

Rotonda Golf & Country Club
The Palms 697-8118
The Links 697-8877
The Hills 697-2414
Long Marsh 698-0918

Open to the Public
Seminole Lakes Country Club
Best Value in S.W. Florida
New Champions Greens!
1/2 mile south of Burnt Store Rd. on US 41 in Punta Gorda
941-639-5440 www.seminolelakes.net

9 Holes Par 35
sunnybreeze GOLF COURSE
Open To The Public
Play 9 Anytime
888-663-2420
www.sunnybreezegolf.net

TWIN ISLES CC
Championship Golf Course
Golf Membership Starting at $160 Mo.
Accepting Non Member Play While We Fill Our Roster
Golf, Seasonal, Tennis & Social Memberships
301 Madrid Blvd., Punta Gorda
941-637-1232 ext. 422 • www.twinislescc.org

Golf Directory

adno=3638736-1

■ **FOOTBALL:** Area prep

What to make of FHSAA's new districts

By Jacob Hoag
Staff Writer

Sports Writer

Jacob HOAG

Hand Venice the 7A District 10 crown now? Maybe.

Port Charlotte and Charlotte? Good luck.

The FHSAA unveiled its redesigned districts for the 2019 and 2020 football seasons on Friday as its required to do every two years. With the release came plenty of changes to the area team's regular opponents.

Teams unhappy with their status could usually appeal to move up or down a classification, but are not allowed to during this cycle. The only recourse is to go independent for the next two years.

So let's get down to it starting with 6A-12. All I can say is, yikes.

As if North Fort Myers, Charlotte and Port Charlotte high schools weren't a challenging enough trio, the Tarpons and Pirates will now have to clash with previous 7A powerhouses in Braden River and Palmetto.

Southeast rounds out the five-team group.

Braden River gave 7A state semifinalist Venice a run for its money twice last season and was a consistent power in the region. Palmetto made a charge for the 7A-10 district title last year before fizzling late.

Palmetto also played Charlotte to close out this season, beating the Tarpons 40-16 without starting quarterback Alex Muse.

It's definitely a tough blow for the Tarpons and Pirates. They lose Island Coast and Ida Baker, who combined for four wins this year, and gain a pair of 7A studs with a deep pool of kids to pull from.

Port Charlotte and Charlotte instantly have a much tougher road to the playoffs even with losing North Fort Myers and Cape Coral, but I doubt either coach will blink. Charlotte coach Binky Waldrop has been around the block a few times and has seen plenty of changes over his 24 years of coaching.

To be the best, they will now have to play some of the best and we'll see how it goes.

Moving on to Venice, the Indians no longer have to square off with Braden River or Palmetto, who were their toughest district opponents last season. They keep middle-tier Sarasota and bottom-feeder Lakewood Ranch and add former 8A powerhouse Manatee, which will battle for the top spot.

North Port was also vacated from 7A-10 and slides into a somewhat more manageable group with Lehigh, Riverdale and Gulf Coast.

Lehigh went 6-4 last year and finished second in 6A-11. Riverdale leads the way after a 10-win campaign and will most likely be the dominant team as Gulf Coast remains a .500 team for now

SUN PHOTO BY CHRISTOPHER BLAKE

Port Charlotte's Ja'nyrein Washington (22) breaks the tackle by Southeast's Zion Bellamy-Bay for a 44 yard touchdown. Port Charlotte and Southeast are now in the same district.

Lemon Bay was the lone local team to change class and moves down into 4A. They are now in Region 4A-3 with juggernauts Tampa Catholic and Lakewood, as well as Somerset Canyons, Lake Placid, Clewiston, North River (new this year), Glades Central, Avon Park and Tenoroc.

The new districts won't be final until January. New districts for the other fall sports will be released around the same time.

Tis the season for change. New rivalries will be forged and the landscape will be altered for the next two years. Only time will tell how things will shake out.

Email Jacob Hoag at Jhoag@sun-herald.com and follow him on Twitter @ByJacobHoag.

NEW FHSAA FOOTBALL DISTRICTS

REGION 4A-3
Tampa Catholic
Somerset Canyons
Lake Placid
Clewiston
North River
Lakewood
Glades Central
Avon Park
Lemon Bay
Tenoroc

DISTRICT 6A-12
Port Charlotte
Southeast
Palmetto
Braden River
Charlotte

DISTRICT 7A-10
Sarasota
Manatee
Lakewod Ranch
Venice

DISTRICT 7A-11
Lehigh
Riverdale
North Port
Gulf Coast

■ **SOCCER:** Dunbar Tigers 3, Port Charlotte Pirates 2

Tigers defeat Pirates 3-2

SUN PHOTO BY JENNIFER BRUNO

Port Charlotte's Konner Rivera keeps possession of the ball as he takes it down the field towards the goal.

SWEET
FROM PAGE 1

can't snake eyes in this league," Morrill said of his focus when attempting a steal. "The first half was kind of slow at the beginning, but we picked it up. Penetration was the biggest key, all of those and-1s and the fouls."

Cape Coral didn't suddenly vanish, though. The Seahawks (2-4, 2-3) turned a handful of Lemon Bay errors into a 11-3 run in the third quarter and cut the deficit to 15.

"There are definitely some things we need to do better defensively next time that we didn't do well tonight," Huber said. "It's a Friday, you're getting close to Christmas break, finals are coming up, plenty of distractions."

But just like they did in the second, the Mantas got back to their run-and-gun style and ramped up the tempo.

After two free throws by 6-foot-7 junior Caleb Geisendorfer with 4:16 left in the game, Lemon regained a 20-point lead and cruised to a dominant victory.

The Mantas were led in scoring by senior guard Martell Yale with 14 as well as Morrill and Geisendorfer with 13. Geisendorfer also added 10 rebounds and two blocks. The Mantas had four players score at least nine points.

"That's what we've preached this whole time," Huber said. "I really believe that in today's world the key is being unselfish. I don't think the guys really care who scored. They care about their defensive effort, their rebounding. They don't really care who scores and who doesn't."

LEMON BAY 67, CAPE CORAL 42

LB 16 22 7 22 67
CC 10 8 14 10 42

LB: Yale (14), Geisendorfer (13), Morrill (13), Fleming (9)

CC: Thomas (11), Smaller (9)

Email Jacob Hoag at Jhoag@sun-herald.com and follow him on Twitter @ByJacobHoag.

REMATCH
FROM PAGE 1

losing a fumble early in the second half. His Gators finished without an offensive touchdown in a 33-17 beat-down.

That's not all on Franks. His top receiver (Antonio Callaway) was suspended, and he lost his top running back (Jordan Scarlett) to suspension only three days before the game. But Franks didn't do enough to help his team win, or even stay competitive against a top-tier program.

So his second matchup against an elite Michigan defense is an opportunity for redemption — a measuring stick of how much Franks has grown and a glimpse into how far he might be able to carry UF in the future.

Nine wins and a New Year's Six bowl is nice for Mullen's first year, but nice isn't the standard the Gators must meet. The expectation is to compete for championships. How Franks fares against Michigan will give us a better sense of whether he's the one who can lead them there.

Want more stories like this? Sign up for our Sports Newsletter

Mullen said there's a "good shot" backup quarterback Kyle Trask (foot) is healthy enough to play in the bowl, if necessary. Trask appeared in four games this season and replaced Franks in the Missouri loss.

Local Prep Briefs

Soccer

Mariner 8 Lemon Bay 0

The Lemon Bay Manta Rays played strong for the first 50 minutes Thursday night, but the relentless and offense of the Mariner Tritons, led to a 8-0 defeat.

"We played flat today and Mariner took advantage of it," said Mark Hertz, Lemon Bay boys soccer coach. "There were several good moments. Our goalie had about 10 beautiful saves in the first half."

However, the second half found Mariner taking control of the game, said Hertz.

Braden River 2 North Port 1

Both the North Port Lady Bobcats and the Braden River Lady Pirtates came to play Thursday afternoon.

"The first half was back and forth where the defenders had to excel," said Hans Duque, North Port girls soccer coach.

Braden River opened the scoring, but North Port answered back 10 seconds later, with Aleena Purvis tying the game at 1-1.

The game remained competitive in the second half, but the momentum would change when North Port defender Seraiah Bailey sustained an injury, changing the complexion of the game for the Lady Bobcats.

"Braden River was able to break through our defense once again to make it 2-1," said Duque."We will have to go back to practice to keep working hard and to improve our results. Our team works hard even though the result doesn't show it. We need to take advantage of our abilities to master the game."

The Lady Bobcats are now 5-2-1.

Basketball

Imagine 59
St. Stephen's 35

Katie Klein led the Lady Sharks with 21 points, scoring her 1,000 point in the victory against the St. Stephen's Falcons.

"Katie had a quiet 21, it fit right in with the flow of the offense," said Kevin Andrade, Imagine School at North Port girls basketball coach. "She had a nice defensive effort as well."

Arianna Andrade score 11 points, grabbed seven rebounds and had four steals.

"She played well on both sides of the ball and stayed consistent throughout," said Andrade.

Kayle Christie had nine points and 12 rebounds, and was a strong presence on defense, said Andrade.

"She had a solid overall game," said Andrade.

"It was a great team effort and all six girls that played, scored," said Andrade.

■ **VOLLEYBALL:** All-Star

Lady Tarpon Beisner plays in all-star game

By BEN BAUGH
Sports editor

Shelby Beisner, a FCGU commit, continues to pile up the plaudits, as the Charlotte senior recently took part in the Florida Athletic Coaches Association all-star game at Florida Southern College in Lakeland, Nov. 17-18.

Beisner is the first Lady Tarpon to earn the honor, said Michelle Dill, Charlotte Lady Tarpons volleyball coach. Beisner had six kills.

"She played in two sets out of three as an OH hitter," said Dill. " She played well offensively and defensively."

SUN PHOTO BY KAT GODINA

Charlotte's Shelby Beisner recently played in the FACA all-star game at Florida Southern College.

EAGLES
FROM PAGE 1

there's no risk of anything further."

The team isn't certain when Wentz got hurt and Pederson said the injury developed over time. A test on Tuesday revealed his condition.

"He's one of the toughest dudes I know, but of course it's going to affect him," wide receiver Jordan Matthews said after Thursday's practice. "You have to be able to twist, you have to be able to turn. Carson is probably the best quarterback also throwing off the run, so that affects your running, too. He's wearing a knee brace. This guy is playing through a lot."

Foles hasn't taken a snap in a game since Week 2. He took over in Week 14 last season after Wentz tore two ligaments in his left knee during a comeback win on the road against the Rams. Foles led Philadelphia to its first NFL title since 1960 and started the first two games this season, going 1-1.

"Nick is a Super Bowl MVP quarterback for a reason and we've got a ton of confidence that he's going to give it his all like he always does," said tight end Zach Ertz, who caught the winning touchdown pass from Foles in Philadelphia's 41-33 win over New England in February.

Foles is 21-12 as a starter, including playoffs, in two stints with Philadelphia. He has completed 65.9 percent of his passes for 451 yards, one TD and one interception this season. He was outstanding last postseason, completing 72.6 percent of his passes for 971 yards, six TDs, one pick and also had a TD catch.

"I'm not going to compare," Agholor said. "It's two different situations."

LOCAL SPORTS CALENDAR

TODAY

Wrestling

Lemon Bay at Lely dual meet

Captain Archer Tournament at Charlotte at 10 a.m.

Basketball

North Port Girls at Lakewood Ranch, 5 p.m.

City of Palms Premier Charlotte Boys Lehigh, 4:20 p.m.

Football

FACA All Star Game in The Villages

■MLB

Joan Steinbrenner dies at 83

NEW YORK (AP) — Joan Steinbrenner, the wife of late New York Yankees owner George Steinbrenner, died Friday. She was 83.

The Yankees said she died surrounded by family at her home in Tampa, Florida.

Joan Steinbrenner held the title of Yankees vice chair.

Born Elizabeth Joan Zieg was born in Mt. Vernon, Ohio and she received a degree in dental hygiene from Ohio State. In 1956, she married George Steinbrenner, who died in 2010.

She is survived by sons Hank and Hal; daughters Jessica Steinbrenner and Jennifer Steinbrenner-Swindal; 14 grandchildren; and three great grandchildren. Hal has been the team's controlling owner since November 2008.

AP PHOTOS

Joan Steinbrenner, wife of late New York Yankees owner George Steinbrenner, throws out the first pitch on March 27, 2008, following a pregame ceremony renaming Legends Field to George M. Steinbrenner Field, in Tampa, Fla. Joan Steinbrenner, the widow of late New York Yankees owner George Steinbrenner (left), passed away Friday at her home in Tampa, Fla. She was 83.

■ FOOTBALL

All-American, All-Pro lineman Fralic dies at 56

PITTSBURGH (AP) — Bill Fralic, the burly, bruising and athletic offensive lineman who starred for the Atlanta Falcons and was a three-time All-American at Pittsburgh, has died. He was 56.

The school said Fralic had cancer and died Thursday at his home in suburban Atlanta.

Fralic was the first offensive lineman to finish in the top 10 in Heisman Trophy balloting — finishing eighth in 1983 and sixth in 1984. He was inducted into the College Football Hall of Fame in 1998. The school retired his No. 79 at his final home game in 1984.

"Bill Fralic is the best," Joe Moore, who worked as Pitt's offensive line coach during Fralic's career, once said. "If you can find somebody better, bring him to me. I've been privileged to coach some good ones here, but none better than Bill Fralic. Those kind only pass through once."

The Falcons selected Fralic with the second pick in the 1985 draft. He spent nine seasons in the league, including eight with the Falcons.

He was named to the Pro Bowl four times and earned All-Pro honors in 1986 and 1987. The NFL placed him on its All-Decade Team for the 1980s.

"Bill Fralic was not only an all-time player at the University of Pittsburgh, but also an all-time human being," Pitt football coach Pat Narduzzi said. "His generosity, support and concern for others was unmatched. For as hulking a figure as he was, Billy was even larger in his kindness and passion for others."

He was a radio analyst for Pitt and the Falcons.

Fralic grew up in suburban Pittsburgh, starring at Penn Hill High School. He never forgot his roots, footing the hotel bill for the Penn Hills football team last week when the Indians traveled to Hershey, Pennsylvania, to play in the Class 5 A state title game, which they won.

Fralic served as a whistleblower against steroid use in the NFL. In 1989 he told the U.S. Senate Judiciary committee that "steroid use in football represents a vicious cycle" and estimated that 75 percent of tight ends, offensive and defensive linemen used the performance-enhancing drug.

■COLLEGE FOOTBALL

Mullen: Potential series with Florida would be 'good deal' for UCF

By MATT BAKER
Tampa Bay Times

GAINESVILLE — If the Florida Gators make a formal two-for-one offer to play a series with UCF, the Knights would be wise to take it, UF coach Dan Mullen said Friday.

"I think we offered them a two-for-one like we do with most schools in their position, which is actually really a good deal," Mullen said. "They have the opportunity to have an SEC school play at their place. It would potentially be a big deal for them. I know I've done it that way.

"When I was at Mississippi State we did it, we played some two-for-ones with schools in smaller conferences like them. Getting the opportunity to have an SEC school is a big plus for them.

"(UF athletic director Scott Stricklin) brought it up to them. If they want to try and toughen their schedule, that would be great, a good opportunity for them if they want take it. It's up to them."

A possible game with the Knights has been a topic of conversation for two weeks.

UCF fans have accused the Gators of trying to avoid a bowl matchup with the Knights, and the fan bases have bickered over a possible series.

■GOLF

Lipsky holds slim lead at Leopard Creek

MALELANE, South Africa (AP) — David Lipsky will take a one-shot lead into the weekend at the Alfred Dunhill Championship after a bogey-free 6-under 66 at Leopard Creek Country Club on Friday.

Lipsky went to 8-under 136 overall and is chased by four Scottish players: Scott Jamieson (66) and Marc Warren (67) are a shot behind on 7 under and Doug McGuigan (66) and David Drysdale (69) are one more behind them.

The home challenge in South Africa slipped away on day two. Dylan Frittelli, Darren Fichardt, overnight leader Oliver Bekker and defending champion Brandon Stone are the closest South Africans at 5 under par, three off the pace. Oliver Wilson and Dimitrios Papadatos are ied for sixth.

Lipsky started on the 10th and made a birdie and an eagle in his first four holes for a flying start. The American collected three more birdies to push ahead for a first European Tour title since 2014 and only a second career victory.

Ernie Els found some of his old touch with four birdies in six holes to round off his opening nine. The four-time major winner could make only one more birdie but his 5-under 67 saw him climb 36 places and sit four shots behind the leader. Els' only victory at the Alfred Dunhill Championship came more than a decade ago.

Louis Oosthuizen, winner of the South African Open last weekend, is also 4 under par.

■BOXING

Alvarez can't slip in Garden bout against Fielding

By BARRY WILNER
AP Sports Writer

NEW YORK — In an odd way, there is more pressure on Canelo Alvarez when he fights Saturday night against unheralded Rocky Fielding than there was in his two matchups with Gennady Golovkin.

A loss to the WBA super middleweight champion not only could taint his decision over Golovkin this year, it could significantly muddle the future for the Mexican star.

Alvarez moves up from 160 pounds to 168 in search of a third division title, which would place him in special company among his countrymen — only eight others have held three division crowns. That's the quest at Madison Square Garden against Fielding, a heavy underdog despite owning the belt.

"I never like to get overconfident, whether I am the favorite or not," said Alvarez, who is 50-1-2, the only defeat to Floyd Mayweather five years ago, when Alvarez wasn't quite ready for such a master boxer. "To me it is not important who is favored. For boxing, one punch can change everything; anything can happen in the ring. I get my confidence in training for what I can do in the ring."

It's not likely that England's Fielding (27-1, 15 knockouts), making his first title defense, has seen anything like Canelo in the ring.

Fielding upset Tyron Zeuge in Germany on July 14 with a fifth-round knockout. This is his shot at the big time at age 31 — sure sounds like a Rocky story.

Fielding isn't letting on if he has any stage fright.

"You know, I went to Germany and no one gave me a chance there," he said with a smile. "It's the same here. No one gives me a chance here, but I've prepared well, I believe in myself. I've come here as a champion."

Alvarez, 28, comes in as a much more heralded champion. Some consider him the best in the business these days. In addition to a win and draw over Golovkin, Alvarez has beaten Miguel Cotto, Amir Khan, Erislandy Lara, Shane Mosley and Austin Trout. More than a few observers question whether Fielding could handle any of them.

But Alvarez is going from middleweight to super middleweight, which can be dicey.

"That's the risk, to be moving up in weight, to fight somebody who is used to fighting stronger fighters, who is used to taking stronger punches," Alvarez said.

AP PHOTO

Boxers Canelo Alvarez, left, will be pursuing his third division title against super WBA super middleweight champion Rocky Fielding, right, at Madison Square Garden in New York, Saturday.

SCOREBOARD

PRO FOOTBALL

NFL
All times Eastern
AMERICAN CONFERENCE

EAST	W	L	T	PCT.	PF	PA
New England	9	4	0	.692	364	293
Miami	7	6	0	.538	278	333
Buffalo	4	9	0	.308	201	320
N.Y. Jets	4	9	0	.308	270	330
SOUTH	**W**	**L**	**T**	**PCT.**	**PF**	**PA**
Houston	9	4	0	.692	323	259
Indianapolis	7	6	0	.538	349	300
Tennessee	7	6	0	.538	251	254
Jacksonville	4	9	0	.308	212	273
NORTH	**W**	**L**	**T**	**PCT.**	**PF**	**PA**
Pittsburgh	7	5	1	.577	367	306
Baltimore	7	6	0	.538	321	241
Cleveland	5	7	1	.423	292	332
Cincinnati	5	8	0	.385	307	397
WEST	**W**	**L**	**T**	**PCT.**	**PF**	**PA**
x-Kansas City	11	3	0	.786	499	380
x-L.A. Chargers	11	3	0	.786	395	298
Denver	6	7	0	.462	290	282
Oakland	3	10	0	.231	244	388

NATIONAL CONFERENCE

EAST	W	L	T	PCT.	PF	PA
Dallas	8	5	0	.615	276	246
Philadelphia	6	7	0	.462	281	295
Washington	6	7	0	.462	249	297
N.Y. Giants	5	8	0	.385	307	331
SOUTH	**W**	**L**	**T**	**PCT.**	**PF**	**PA**
y-New Orleans	11	2	0	.846	447	283
Carolina	6	7	0	.462	324	332
Tampa Bay	5	8	0	.385	332	383
Atlanta	4	9	0	.308	316	367
NORTH	**W**	**L**	**T**	**PCT.**	**PF**	**PA**
Chicago	9	4	0	.692	359	247
Minnesota	6	6	1	.500	282	291
Green Bay	5	7	1	.423	315	307
Detroit	5	8	0	.385	271	319
WEST	**W**	**L**	**T**	**PCT.**	**PF**	**PA**
y-L.A. Rams	11	2	0	.846	425	313
Seattle	8	5	0	.615	340	266
Arizona	3	10	0	.231	178	327
San Francisco	3	10	0	.231	275	350

x-clinched playoff spot; y-clinched division

WEEK 15
Thursday's Game
L.A. Chargers 29, Kansas City 28
Today's Games
Houston at N.Y. Jets, 4:30 p.m.
Cleveland at Denver, 8:20 p.m.
Sunday's Games
Tennessee at N.Y. Giants, 1 p.m.
Green Bay at Chicago, 1 p.m.
Detroit at Buffalo, 1 p.m.
Tampa Bay at Baltimore, 1 p.m.
Arizona at Atlanta, 1 p.m.
Oakland at Cincinnati, 1 p.m.
Dallas at Indianapolis, 1 p.m.
Miami at Minnesota, 1 p.m.
Washington at Jacksonville, 1 p.m.
Seattle at San Francisco, 4:05 p.m.
New England at Pittsburgh, 4:25 p.m.
Philadelphia at L.A. Rams, 8:20 p.m.
Monday's Game
New Orleans at Carolina, 8:15 p.m.

WEEK 16
Saturday, Dec. 22
Washington at Tennessee, 4:30 p.m.
Baltimore at L.A. Chargers, 8:20 p.m.
Sunday, Dec. 23
Atlanta at Carolina, 1 p.m.
Houston at Philadelphia, 1 p.m.
N.Y. Giants at Indianapolis, 1 p.m.
Green Bay at N.Y. Jets, 1 p.m.
Minnesota at Detroit, 1 p.m.
Buffalo at New England, 1 p.m.
Cincinnati at Cleveland, 1 p.m.
Jacksonville at Miami, 1 p.m.
Tampa Bay at Dallas, 1 p.m.
L.A. Rams at Arizona, 4:05 p.m.
Chicago at San Francisco, 4:05 p.m.
Pittsburgh at New Orleans, 4:25 p.m.
Kansas City at Seattle, 8:20 p.m.
Monday, Dec. 24
Denver at Oakland, 8:15 p.m.

LATE THURSDAY
CHARGERS 29, CHIEFS 28

L.A. CHARGERS	0	7	7	15	—	29
KANSAS CITY	14	0	7	7	—	28

First Quarter
KC—Robinson 5 pass from Mahomes (Butker kick), 9:09.
KC—Dar.Williams 11 pass from Mahomes (Butker kick), :43.
Second Quarter
LAC—M.Williams 3 pass from Rivers (Badgley kick), 9:43.
Third Quarter
KC—Dam.Williams 2 run (Butker kick), 11:38.
LAC—M.Williams 19 run (Badgley kick), 4:57.
Fourth Quarter
KC—Dam.Williams 1 run (Butker kick), 8:15.
LAC—Jackson 3 run (Badgley kick), 3:49.
LAC—M.Williams 1 pass from Rivers (M.Williams pass from Rivers), :04.
A—75,091.

	LAC	KC
First downs	30	22
Total Net Yards	407	294
Rushes-yards	24-119	17-60
Passing	288	234
Punt Returns	1-0	0-0
Kickoff Returns	2-47	5-104
Interceptions Ret.	0-0	2-0
Comp-Att-Int	26-38-2	24-34-0
Sacked-Yards Lost	5-25	2-9
Punts	2-41.5	4-50.8
Fumbles-Lost	2-0	2-0
Penalties-Yards	7-50	10-66
Time of Possession	33:16	26:44

INDIVIDUAL STATISTICS
RUSHING—Los Angeles, Jackson 16-58, Newsome 6-34, M.Williams 1-19, T.Benjamin 1-8. Kansas City, Dam.Williams 10-49, Dar. Williams 2-13, Mahomes 2-3, Hill 3-(minus 5).
PASSING—Los Angeles, Rivers 26-38-2-313. Kansas City, Mahomes 24-34-0-243.
RECEIVING—Los Angeles, M.Williams 7-76, T.Williams 6-71, Gates 4-54, Jackson 3-27, T.Benjamin 2-57, Newsome 2-19, Green 2-9. Kansas City, Kelce 7-61, Dam.Williams 6-74, Hill 4-46, Conley 2-19, Dar.Williams 2-19, Robinson 2-7, K.Benjamin 1-17.
MISSED FIELD GOALS—None.

NFL INJURY REPORT
As provided by the league, updated on Friday:
Today
HOUSTON TEXANS at N.Y JETS — TEXANS: QUESTIONABLE: WR Keke Coutee (hamstring), G Zach Fulton (hand), S Andre Hal (ankle). **JETS**: OUT: LB Jeremiah Attaochu (concussion), RB Isaiah Crowell (toe), WR Quincy Enunwa (ankle). QUESTIONABLE: RB Trenton Cannon (toe), LB Jordan Jenkins (shoulder/ankle), LB Jordan JenkinsLB(shoulder), LB Kevin Pierre-Louis (shoulder).
CLEVELAND at DENVER — BROWNS: OUT: CB Denzel Ward (concussion). QUESTIONABLE: CB Phillip Gaines (knee), DT Larry Ogunjobi (biceps), C J.C. Tretter (ankle). **BRONCOS:** OUT: CB Chris Harris (fibula), CB Isaac Yiadom (shoulder), LB Shaquil Barrett (hip). QUESTIONABLE: DE Derek Wolfe (concussion).

COLLEGE FOOTBALL

RESULTS/SCHEDULE
All times Eastern (Subject to change)

FCS PLAYOFFS
Semifinals
Friday's Game
South Dakota State (10-2) at North Dakota State (13-0), late
Today's Game
Maine (10-3) at Eastern Washington (11-2), 2 p.m.
Championship
Saturday, Jan. 5
At Toyota Stadium, Frisco, Texas
Semifinal winners, noon

NCAA DIVISION II PLAYOFFS
Championship
Today's Game at McKinney, Texas
Valdosta State (13-0) vs. Ferris State (15-0), 4 p.m.

NCAA DIVISION III PLAYOFFS
Championship
Friday's Game at Shenandoah, Texas
Mary Hardin-Baylor 24, Mount Union 16

NAIA PLAYOFFS
Championship
Today's Game at Municipal Stadium Daytona Beach, Fla.
Morningside (14-0) vs. Benedictine (Kan.) (13-1), 7 p.m.

BOWL SCHEDULE
All times Eastern
Today's Games
Celebration Bowl at Atlanta
NC A&T (9-2) vs. Alcorn State (9-3), noon (ABC)
Cure Bowl at Orlando, Fla.
Tulane (6-6) vs. Louisiana-Lafayette (7-6), 1:30 p.m. (CBSSN)
New Mexico Bowl at Albuquerque
North Texas (9-3) vs. Utah State (10-2), 2 p.m. (ESPN)
Las Vegas Bowl
Fresno State (11-2) vs. Arizona State (7-5), 3:30 p.m. (ABC)
Camellia Bowl at Montgomery, Ala.
Georgia Southern (9-3) vs. Eastern Michigan (7-5), 5:30 p.m. (ESPN)
New Orleans Bowl
Middle Tennessee (8-5) vs. Appalachian State (10-2), 9 p.m. (ESPN)
Tuesday's Game
Boca Raton (Fla.) Bowl
UAB (10-3) vs. Northern Illinois (8-5), 7 p.m. (ESPN)
Wednesday's Game
Frisco (Texas) Bowl
San Diego State (7-5) vs. Ohio (8-4), 8 p.m. (ESPN)
Thursday, Dec. 20
Gasparilla Bowl at St. Petersburg, Fla.
Marshall (8-4) vs. South Florida (7-5), 8 p.m. (ESPN)
Friday, Dec. 21
Bahamas Bowl at Nassau
Toledo (7-5) vs. FIU (8-4), 12:30 p.m (ESPN)
Famous Idaho Potato Bowl at Boise
Western Michigan (7-5) vs. BYU (6-6), 4 p.m. (ESPN)
Saturday, Dec. 22
Birmingham (Ala.) Bowl
Memphis (8-5) vs. Wake Forest (6-6), noon (ESPN)
Armed Forces Bowl at Fort Worth, Texas
Houston (8-4) vs. Army (9-2), 3:30 p.m. (ESPN)
Dollar General Bowl at Mobile, Ala.
Buffalo (10-3) vs. Troy (9-3), 7 p.m. (ESPN)
Hawaii Bowl at Honolulu
Louisiana Tech (7-5) vs. Hawaii (8-5), 10:30 p.m. (ESPN)
Wednesday, Dec. 26
SERVPRO First Responder Bowl at Dallas
Boston College (7-5) vs. Boise State (10-3), 1:30 p.m. (ESPN)
Quick Lane Bowl at Detroit
Minnesota (6-6) vs. Georgia Tech (7-5), 5:15 p.m. (ESPN)
Cheez-It Bowl at Phoenix
California (7-5) vs. TCU (6-6), 9 p.m. (ESPN)
Thursday, Dec. 27
Independence Bowl at Shreveport, La.
Temple (8-4) vs. Duke (7-5), 1:30 p.m. (ESPN)
Pinstripe Bowl at The Bronx, N.Y.
Miami (7-5) vs. Wisconsin (7-5), 5:15 p.m. (ESPN)
Texas Bowl at Houston
Baylor (6-6) vs. Vanderbilt (6-6), 9 p.m. (ESPN)
Friday, Dec. 28
Music City Bowl at Nashville, Tenn.
Purdue (6-6) vs. Auburn (7-5), 1:30 p.m. (ESPN)
Camping World Bowl at Orlando, Fla.
West Virginia (8-3) vs. Syracuse (9-3), 5:15 p.m. (ESPN)
Alamo Bowl at San Antonio
Iowa State (8-4) vs. Washington State (10-2), 9 p.m. (ESPN)
Saturday, Dec. 29
Peach Bowl at Atlanta
Florida (9-3) vs. Michigan (10-2), noon (ESPN)
Belk Bowl at Charlotte, N.C.
South Carolina (7-5) vs. Virginia (7-5), noon (ABC)
Arizona Bowl at Tucson, Ariz.
Arkansas State (8-4) vs. Nevada (7-5), 1:15 p.m. (CBSSN)
Cotton Bowl Classic at Arlington, Texas
College Football Playoffs Semifinal: Notre Dame (12-0) vs. Clemson (13-0), 4 p.m. (ESPN)
Orange Bowl at Miami Gardens, Fla.
CFP Semifinal: Oklahoma (12-1) vs. Alabama (13-0), 8 p.m. (ESPN)
Monday, Dec. 31
Military Bowl at Annapolis, Md.
Cincinnati (10-2) vs. Virginia Tech (6-6), noon (ESPN)
Sun Bowl at El Paso, Texas
Stanford (8-4) vs. Pittsburgh (7-6), 2 p.m. (CBS)
Redbox Bowl at Santa Clara, Calif.
Michigan State (7-5) vs. Oregon (8-4), 3 p.m. (FOX)
Liberty Bowl at Memphis, Tenn.
Missouri (8-4) vs. Oklahoma State (6-6), 3:45 p.m. (ESPN)
Holiday Bowl at San Diego
Northwestern (8-5) vs. Utah (9-4), 7 p.m. (FS1)
Gator Bowl at Jacksonville, Fla.
North Carolina State (9-3) vs. Texas A&M (8-4), 7:30 p.m. (ESPN)
Tuesday, Jan. 1, 2019
Outback Bowl at Tampa, Fla.
Mississippi State (8-4) vs. Iowa (8-4), noon (ESPN2)
Citrus Bowl at Orlando, Fla.
Kentucky (9-3) vs. Penn State (9-3), 1 p.m. (ABC)
Fiesta Bowl at Glendale, Ariz.
LSU (9-3) vs. UCF (12-0), 1 p.m. (ESPN)
Rose Bowl at Pasadena, Calif.
Washington (10-3) vs. Ohio State (12-1), 5 p.m. (ESPN)
Sugar Bowl at New Orleans
Texas (9-4) vs. Georgia (11-2), 8:45 p.m. (ESPN)
Monday, Jan. 7
College Football Championship at Santa Clara, Calif.
Cotton Bowl winner vs. Orange Bowl winner, 8 p.m. (ESPN)

NAIA ALL-AMERICA
FIRST TEAM
OFFENSE
Quarterback — Trent Solsma, senior, Morningside (Iowa) College
Running backs — Demarco Prewitt, junior, Kansas Wesleyan; Joe Connor, junior, Concordia (Mich.)
Linemen — Garrett Bader, senior, Benedictine (Kan.); Anthony Vereen, senior, Jamestown University; Trey Coney, junior, Reinhardt (Ga.); Eli Smith, junior, Kansas Wesleyan; Trevor Wietzema, senior, Dakota Wesleyan (S.D.)
Tight end — Charlie Simmons, sophomore, Kansas Wesleyan
Wide Receivers — Connor Niles, senior, Morning (Iowa) College; Darrion Dillard, senior, Ottawa (Kan.)
All-purpose player — J'Kobi Reddick, sophomore, Bethel (Tenn.)
Kicker — Ignacio Gomez, sophomore, Lyon (Ark.)
DEFENSE
Linemen — Shaq Bradford, junior, Kansas Wesleyan; JT Graydon, sophomore, Reinhardt (Ga.); Andreas Moeller, junior, Evangel (Mo.); Curt Boeke, senior, Dakota State (S.D.)
Linebackers — Jason Ferris, junior, Montana Western; Caleb Coe, senior, Olivet Nazarene (Ill.); Lane Napier, sophomore, Concordia (Neb.)
Backs — Bryce Van Beek, senior, Northwestern (Iowa); Nicholas Holmes, sophomore, St. Mary (Kan.); Jay Liggins, senior, Dickinson State (N.D.); Wilmer Cole, senior, Saint Francis (Ind.)
Punter — Matt Larson, senior, Rocky Mountain College

ODDS

PREGAME.COM LINE
NATIONAL BASKETBALL ASSOCIATION
Today

FAVORITE	LINE	O/U	UNDERDOG
at San Antonio	Off	Off	Chicago
Utah	5	205½	at Orlando
at Charlotte	Pk	227½	L.A. Lakers
Boston	2	211	at Detroit
Houston	2½	202½	at Memphis
Minnesota	8	213	at Phoenix
at Oklahoma City	6	227	L.A. Clippers

COLLEGE BASKETBALL
Today

FAVORITE	LINE	UNDERDOG
at Georgetown	4½	SMU
at Kansas	7½	Villanova
Tennessee	9½	at Memphis
at Syracuse	10½	Old Dominion
at South Florida	3	Appalachian St.
Ohio	5	at Detroit
at Seton Hall	6	Rutgers
at Michigan	25½	W. Michigan
at Akron	4	Marshall
at Buffalo	11½	S. Illinois
UC Santa Barbara	6	at Rice
at Louisville	13	Kent St.
at VCU	7	Col. Of Charleston
at Kentucky	13½	Utah
at Wichita St.	8½	Southern Miss.
Arizona St.	3½	at Georgia
at North Carolina	2½	Gonzaga
at Toledo	14½	Middle Tennessee
Auburn	19½	at UAB
at Kansas St.	12½	Georgia St.
at Arkansas	12	UTSA
at La.-Lafayette	6	Louisiana Tech
at Mississippi St.	5	Cincinnati
at Oregon	13	Boise St.
at Oklahoma	8½	Southern California
at California	10½	Cal Poly
at Oregon St.	4½	Texas A&M
at Arizona	6½	Baylor
at Princeton	3	Iona
at N.C. State	4	Penn State
Davidson	2	at Temple
at Virginia Tech	6	Washington
Purdue	5	Notre Dame
Indiana	1	Butler
Iowa St.	13½	Drake
Iowa	12½	N. Iowa
UNLV	Off	BYU
LSU	3½	Saint Mary's Calif.

NATIONAL HOCKEY LEAGUE
Today

FAVORITE	LINE	UNDERDOG	LINE
at Minnesota	-130	Calgary	+120
at Pittsburgh	-205	Los Angeles	+185
at Columbus	-172	Anaheim	+160
at Montreal	Off	Ottawa	Off
Toronto	-140	at Florida	+130
at Washington	Off	Buffalo	Off
at N.Y. Islanders	Off	Detroit	Off
at Nashville	Off	New Jersey	Off
at Colorado	-158	Dallas	+148
at Vancouver	Off	Philadelphia	Off

COLLEGE FOOTBALL BOWL GAMES

FAVORITE	OPEN	TODAY	O/U	UNDERDOG
Celebration Bowl				
NC A&T	7½	7½	47	Alcorn State
New Mexico Bowl				
Utah State	11	7½	68½	North Texas
Cure Bowl				
Tulane	4	3½	60½	La.-Lafayette
Las Vegas Bowl				
Fresno State	3	6	53½	Ariz. State
Camellia Bowl				
Georgia South.	Pk	3	45	E. Michigan
Carrier Bowl				
Appalachian St.	7½	6½	47	Middle Tenn.
Boca Raton Bowl				
UAB	2½	2½	43	N. Illinois
Frisco Bowl				
Ohio	4½	3	54	SDSU
Gasparilla Bowl				
Marshall	3	2½	55	S. Florida
Bahamas Bowl				
Toledo	6	5½	68½	FIU
Famous Idaho Potato Bowl				
BYU	11	12	49½	W. Michigan
Birmingham Bowl				
Memphis	2½	3½	74½	Wake Forest
Armed Forces Bowl				
Army	5	3½	60	Houston
Dollar General Bowl				
Buffalo	3	2	51½	Troy
Hawaii Bowl				
at Hawaii	1½	1	60	La. Tech
First Responder Bowl				
Boise State	3½	3	55½	Boston Col.
Quick Lane Bowl				
Georgia Tech	3½	5½	60½	Minnesota
Cheez-It Bowl				
TCU	2	Pk	40½	California
Independence Bowl				
Temple	3	4	55½	Duke
Pinstripe Bowl				
Miami	3	4	48	Wisconsin
Texas Bowl				
Vanderbilt	6½	4	55½	Baylor
Music City Bowl				
Auburn	5	3½	54½	Purdue
Camping World Bowl				
West Virginia	7	1½	68	Syracuse
Alamo Bowl				
Wash. State	6½	3½	54½	Iowa State
Arizona Bowl				
Arkansas State	2	1½	60½	Nevada
Peach Bowl				
Michigan	6	7½	51	Florida
Belk Bowl				
South Carolina	6½	4½	54½	Virginia
Orange Bowl				
Alabama	14½	14	80	Oklahoma
Cotton Bowl				
Clemson	11	12½	55	Notre Dame
Military Bowl				
Cincinnati	6½	6	53½	Virginia Tech
Sun Bowl				
Stanford	6½	6½	52	Pittsburgh
Redbox Bowl				
Oregon	1½	3	48	Mich. State
Liberty Bowl				
Missouri	10	8	74	Oklahoma St.
Holiday Bowl				
Utah	7½	7	46	Northwestrn
Taxslayer Bowl				
Texas A&M	4½	6	58½	N.C. State
Outback Bowl				
Mississippi State	5	7	44	Iowa
Citrus Bowl				
Penn State	4	6½	47½	Kentucky
Fiesta Bowl				
LSU	8	7½	55½	UCF
Rose Bowl				
Ohio State	5	6½	58	Washington
Sugar Bowl				
Georgia	10½	12½	58	Texas

NATIONAL FOOTBALL LEAGUE
Today

FAVORITE	OPEN	TODAY	O/U	UNDERDOG
Houston	6½	7	44	at N.Y. Jets
at Denver	5½	2½	45½	Cleveland
Sunday				
at Minnesota	8	7½	44½	Miami
at Cincinnati	4	3	46	Oakland
at Baltimore	8	7½	46½	Tampa Bay
at Indianapolis	1½	3	47½	Dallas
at Buffalo	Pk	2½	39½	Detroit
at Chicago	6	5½	45	Green Bay
Tennessee	+1½	1	43	at N.Y. Giants
at Jacksonville	6½	7½	36	Washington
at Atlanta	6½	10	44	Arizona
Seattle	6½	3½	44½	at San Fran
New England	+1	2½	53½	at Pittsburgh
at L.A. Rams	8	13	52½	Philadelphia
Monday				
New Orleans	6½	6½	50½	at Carolina

Updated odds available at Pregame.com

TRANSACTIONS

BASEBALL
Major League Baseball
OFFICE OF THE COMMISSIONER OF BASEBALL — Suspended Boston minor league RHP Francisco Lopez-Soto (Lowell-NYP), New York Yankees minor league RHP Alex Mauricio (Staten Island-NYP) and St. Louis minor league RHP Griffin Roberts (Palm Beach-FSL) 50 games each, following second violations for a drug of abuse. Suspended Cincinnati minor league C Hunter Oliver (Greenville-Appalachian) and Oakland minor league P Dallas Woolfolk (Arizona Athletics) 50 games each after testing positive for Amphetamine, a stimulant in violation of the Minor League Drug Prevention and Treatment Program.
American League
BALTIMORE ORIOLES — Named Brandon Hyde manager.
DETROIT TIGERS — Agreed to terms with SS Jordy Mercer on a one-year contract.
NEW YORK YANKEES — Acquired OF Tyler Hill from Detroit for cash considerations.
National League
MILWAUKEE BREWERS — Agreed to terms with RHP Jimmy Nelson on a one-year contract.
NEW YORK METS — Agreed to terms with RHP Jeurys Familia on a three-year contract.
Frontier League
FLORENCE FREEDOM — Signed LHP Patrick McGrath to a contract extension. Declined the contract options on 3B Travis Maezes, OF Casey Soltis, and 3B Xavier Turner.
WASHINGTON WILD THINGS — Signed C Hunter Dolshun.

FOOTBALL
NFL — Suspended Oakland WR Martavis Bryant indefinitely for violating the NFL policy on substance abuse.
National Football League
DETROIT LIONS — Signed G Salesi Uhatafe to the practice squad. Released WR Deontez Alexander from the practice squad.
JACKSONVILLE JAGUARS — Signed PK Kai Forbath. Placed LB Leon Jacobs and OT Josh Walker on injured reserve. Released S Barry Church. Activated OT Josh Wells from injured reserve. Promoted DL Lyndon Johnson from the practice squad. Waived TE Niles Paul from injured reserve.
NEW YORK JETS — Placed RB Isaiah Crowell on injured reserve. Signed RB De'Angelo Henderson from the practice squad.
Canadian Football League
EDMONTON ESKIMOS — Signed DBs Maurice McKnight and Oshane Samuels.

HOCKEY
National Hockey League
CALGARY FLAMES — Recalled G Jon Gillies from Stockton (AHL). Assigned F Ryan Lomberg to Stockton.
DALLAS STARS — Recalled RW Denis Gurianov from Texas (AHL).
DETROIT RED WINGS — Recalled D Filip Hronek from Grand Rapids (AHL). Assigned D Brian Lashoff to Grand Rapids.
American Hockey League
SAN DIEGO GULLS — Recalled D Scott Moldenhauer from Tulsa (ECHL).
East Coast Hockey League
READING ROYALS — Signed Gs harlie Millen and Andrew D'Agostini.

SOCCER
Major League Soccer
PHILADELPHIA UNION — Signed F Sergio Santos using targeted allocation money (TAM).
SPORTING KANSAS CITY — Signed D Rodney Wallace to a one-year contract. Acquired F Erik Hurtado from Vancouver for a 2020 second-round pick in the MLS SuperDraft and 2012 first-round pick in the MLS SuperDraft.
TORONTO FC — Traded G Clint Irwin to Colorado for a 2019 second-round MLS SuperDraft pick.

COLLEGES
CLEMSON — Named Ben Paulsen baseball director of player development.
MINNESOTA — Signed football coach P.J. Fleck to a one-year contract extension through the 2023 season.
NORTH CAROLINA STATE — Signed men's basketball coach Kevin Keatts to a six-year contract through the 2023-24 season.
PENN STATE — Announced senior men's basketball C Satchel Pierce has decided to withdraw from the university.
TUSCULUM — Named Shawn Flanary director of bowling.
WOFFORD — Named Elizabeth Ellis interim women's lacrosse coach. Named Joel Tyson men's soccer coach.

PRO BASKETBALL

NBA
All times Eastern
EASTERN CONFERENCE

ATLANTIC DIVISION	W	L	PCT	GB
Toronto	23	7	.767	—
Boston	18	10	.643	4
Philadelphia	19	11	.633	4
Brooklyn	12	18	.400	11
New York	9	21	.300	14
SOUTHEAST DIVISION	**W**	**L**	**PCT**	**GB**
Charlotte	14	14	.500	—
Orlando	13	15	.464	1
Miami	11	16	.407	2½
Washington	11	18	.379	3½
Atlanta	6	22	.214	8
CENTRAL DIVISION	**W**	**L**	**PCT**	**GB**
Milwaukee	19	9	.679	—
Indiana	19	10	.655	½
Detroit	13	13	.500	5
Cleveland	7	22	.241	12½
Chicago	6	23	.207	13½

WESTERN CONFERENCE

SOUTHWEST DIVISION	W	L	PCT	GB
Memphis	16	11	.593	—
Dallas	15	12	.556	1
San Antonio	15	14	.517	2
New Orleans	15	15	.500	2½
Houston	13	14	.481	3
NORTHWEST DIVISION	**W**	**L**	**PCT**	**GB**
Denver	18	9	.667	—
Oklahoma City	17	9	.654	½
Portland	15	13	.536	3½
Utah	14	15	.483	5
Minnesota	13	15	.464	5½
PACIFIC DIVISION	**W**	**L**	**PCT**	**GB**
Golden State	19	10	.655	—
L.A. Clippers	17	11	.607	1½
L.A. Lakers	17	11	.607	1½
Sacramento	15	12	.556	3
Phoenix	5	24	.172	14

Thursday's Games
Houston 126, L.A. Lakers 111
San Antonio 125, L.A. Clippers 87
Orlando 97, Chicago 91
Phoenix 99, Dallas 89
Friday's Games
Boston 129, Atlanta 108
New York 126, Charlotte 124, OT
Brooklyn 125, Washington 118
Indiana 113, Philadelphia 101
Milwaukee 114, Cleveland 102
Miami at Memphis, late
Golden State at Sacramento, late
Oklahoma City at Denver, late
Toronto at Portland, late
Today's Games
Utah vs. Orlando (Mexico City), 5 p.m.
Boston at Detroit, 7 p.m.
L.A. Lakers at Charlotte, 7 p.m.
Houston at Memphis, 8 p.m.
Chicago at San Antonio, 8:30 p.m.
L.A. Clippers at Oklahoma City, 9 p.m.
Minnesota at Phoenix, 9 p.m.
Sunday's Games
Atlanta at Brooklyn, 3 p.m.
Philadelphia at Cleveland, 3:30 p.m.
New York at Indiana, 5 p.m.
L.A. Lakers at Washington, 6 p.m.
Miami at New Orleans, 7 p.m.
Sacramento at Dallas, 7 p.m.
Toronto at Denver, 8 p.m.

CELTICS 129, HAWKS 108
ATLANTA (108)
Huerter 7-10 0-0 19, Collins 2-8 7-12 11, Dedmon 4-11 0-0 9, Young 2-11 5-6 9, Bazemore 5-11 1-1 13, Bembry 2-6 0-0 5, Len 4-7 4-6 13, Lin 2-6 2-3 8, Adams 0-0 0-0 0, Anderson 0-0 0-0 0, Dorsey 2-5 1-2 6, Hamilton 1-3 0-0 3, Carter 5-8 0-2 12. Totals 36-86 20-32 108.
BOSTON (129)
Tatum 8-14 4-5 22, Morris 7-12 0-0 20, Baynes 2-4 1-2 5, Irving 8-15 4-4 24, Smart 0-2 0-0 0, Ojeleye 1-4 2-2 4, Hayward 7-10 2-2 19, Brown 2-12 0-0 4, Theis 6-9 4-4 18, Williams III 1-1 0-0 2, Rozier 3-8 1-1 9, Wanamaker 1-4 0-0 2. Totals 46-95 18-20 129.

ATLANTA	19	37	26	26	—108
BOSTON	42	25	41	21	—129

3-Point Goals—Atlanta 16-38 (Huerter 5-8, Carter 2-3, Bazemore 2-4, Lin 2-4, Hamilton 1-1, Len 1-2, Dorsey 1-2, Bembry 1-3, Dedmon 1-5, Young 0-6), Boston 19-39 (Morris 6-8, Irving 4-5, Hayward 3-3, Theis 2-3, Rozier 2-5, Tatum 2-5, Baynes 0-1, Ojeleye 0-1, Wanamaker 0-1, Smart 0-2, Brown 0-5). Fouled Out—None. Rebounds—Atlanta 44 (Collins 14), Boston 47 (Theis, Rozier 7). Assists—Atlanta 27 (Bazemore 7), Boston 28 (Smart 7). Total Fouls—Atlanta 19, Boston 21. Technicals—Bazemore, Atlanta coach Lloyd Pierce. A—18,624 (18,624).

KNICKS 126, HORNETS 124, OT
NEW YORK (126)
Knox 7-15 3-6 20, Vonleh 5-13 3-6 15, Kanter 6-10 3-3 15, Mudiay 14-21 5-6 34, Hardaway Jr. 5-12 1-1 12, Hezonja 2-6 0-1 5, Kornet 4-8 2-2 13, Robinson 1-2 0-0 2, Ntilikina 1-4 1-2 3, Lee 2-7 2-4 7. Totals 47-98 20-31 126.
CHARLOTTE (124)
Batum 8-14 0-0 21, Williams 7-12 2-2 20, Zeller 9-10 2-3 21, Walker 6-20 0-0 16, Lamb 7-21 1-1 16, Kidd-Gilchrist 1-6 0-0 2, Bridges 2-3 0-0 6, Kaminsky 4-7 2-3 11, Monk 3-4 1-1 9, Parker 1-5 0-0 2. Totals 48-102 8-10 124.

NEW YORK	16	37	25	35	13	—126
CHARLOTTE	33	39	21	20	11	—124

3-Point Goals—New York 12-34 (Kornet 3-5, Knox 3-6, Vonleh 2-8, Hezonja 1-1, Lee 1-2, Mudiay 1-4, Hardaway Jr. 1-6, Kanter 0-1, Ntilikina 0-1), Charlotte 20-48 (Batum 5-8, Williams 4-7, Walker 4-13, Monk 2-3, Bridges 2-3, Zeller 1-1, Kaminsky 1-3, Lamb 1-8, Kidd-Gilchrist 0-1, Parker 0-1). Fouled Out—None. Rebounds—New York 46 (Vonleh 11), Charlotte 51 (Zeller 13). Assists—New York 27 (Mudiay 8), Charlotte 38 (Walker 10). Total Fouls—New York 16, Charlotte 23. Technicals—Charlotte coach Hornets (Defensive three second), Monk. A—17,622 (19,077).

NETS 125, WIZARDS 118
WASHINGTON (118)
Satoransky 3-5 0-0 7, Green 4-5 1-1 12, Bryant 3-7 0-1 7, Wall 7-16 2-3 17, Beal 13-22 3-4 31, Dekker 2-5 1-2 5, Oubre Jr. 5-12 0-0 10, Morris 7-8 1-2 15, Rivers 5-10 1-3 14. Totals 49-90 9-16 118.
BROOKLYN (125)
Kurucs 5-6 4-4 15, Hollis-Jefferson 6-11 3-5 15, Allen 4-7 4-4 12, Russell 3-12 1-1 8, Harris 8-13 0-0 19, Carroll 4-10 1-2 12, Dudley 3-6 2-2 9, Davis 3-4 2-2 8, Dinwiddie 8-15 9-11 27. Totals 44-84 26-31 125.

WASHINGTON	31	28	26	33	—118
BROOKLYN	27	43	31	24	—125

3-Point Goals—Washington 11-29 (Green 3-3, Rivers 3-6, Beal 2-3, Satoransky 1-1, Bryant 1-4, Wall 1-7, Morris 0-1, Dekker 0-2, Oubre Jr. 0-2), Brooklyn 11-31 (Harris 3-7, Carroll 3-7, Dinwiddie 2-7, Kurucs 1-1, Dudley 1-3, Russell 1-5, Davis 0-1). Fouled Out—Morris. Rebounds—Washington 25 (Oubre Jr. 6), Brooklyn 46 (Hollis-Jefferson 9). Assists—Washington 30 (Wall 13), Brooklyn 34 (Russell 9). Total Fouls—Washington 24, Brooklyn 17. Technicals—Beal, Rivers, Allen, Brooklyn coach Nets (Delay of game). A—13,232 (17,732).

BUCKS 114, CAVALIERS 102
MILWAUKEE (114)
Snell 2-5 0-0 6, Antetokounmpo 14-19 16-21 44, Lopez 7-15 2-2 19, Bledsoe 6-19 3-3 16, Connaughton 2-8 0-0 6, Ilyasova 4-11 0-0 11, Maker 1-1 0-0 3, Hill 1-6 0-0 2, Morris 0-3 1-2 1, DiVincenzo 3-7 0-0 6. Totals 40-94 22-28 114.
CLEVELAND (102)
Osman 2-6 0-0 5, Burks 4-11 3-3 12, Frye 2-4 3-3 9, Sexton 2-11 1-2 5, Hood 7-14 2-2 19, Nance Jr. 5-8 2-2 14, Blossomgame 0-2 0-0 0, Dellavedova 4-8 0-0 10, Clarkson 8-19 5-5 23, Nwaba 1-4 3-4 5. Totals 35-87 19-21 102.

MILWAUKEE	27	34	30	23	—114
CLEVELAND	16	31	30	25	—102

3-Point Goals—Milwaukee 12-41 (Ilyasova 3-3, Lopez 3-10, Snell 2-4, Connaughton 2-7, Maker 1-1, Bledsoe 1-8, Morris 0-2, Hill 0-3, DiVincenzo 0-3), Cleveland 13-36 (Hood 3-7, Nance Jr. 2-3, Frye 2-3, Dellavedova 2-5, Clarkson 2-8, Burks 1-2, Osman 1-3, Blossomgame 0-1, Sexton 0-2, Nwaba 0-2). Fouled Out—None. Rebounds—Milwaukee 53 (Antetokounmpo 14), Cleveland 50 (Nance Jr. 10). Assists—Milwaukee 26 (Antetokounmpo 8), Cleveland 24 (Nance Jr. 6). Total Fouls—Milwaukee 17, Cleveland 24. A—19,432 (20,562).

PACERS 113, 76ERS 101
INDIANA (113)
Bogdanovic 7-13 1-1 18, Young 9-19 8-9 26, Turner 3-6 0-0 8, Collison 3-4 1-2 8, Oladipo 5-16 4-4 14, McDermott 0-3 2-2 2, Sabonis 7-14 0-0 14, O'Quinn 0-0 0-0 0, Joseph 6-9 0-0 14, Evans 2-11 5-6 9. Totals 42-95 21-24 113.
PHILADELPHIA (101)
Korkmaz 2-10 0-0 6, Chandler 0-4 0-0 0, Embiid 13-22 13-16 40, Simmons 7-15 4-8 18, Redick 8-19 2-2 22, Muscala 1-8 0-0 2, McConnell 3-7 0-0 6, Shamet 2-3 1-1 7, Milton 0-0 0-0 0. Totals 36-88 20-27 101.

INDIANA	24	25	31	33	—113
PHILADELPHIA	34	25	18	24	—101

3-Point Goals—Indiana 8-20 (Bogdanovic 3-5, Turner 2-2, Joseph 2-3, Collison 1-2, Evans 0-1, Oladipo 0-2, Young 0-2, McDermott 0-3), Philadelphia 9-36 (Redick 4-12, Shamet 2-2, Korkmaz 2-7, Embiid 1-6, Chandler 0-3, Muscala 0-6). Fouled Out—None. Rebounds—Indiana 47 (Sabonis 16), Philadelphia 49 (Embiid 21). Assists—Indiana 33 (Collison 10), Philadelphia 17 (McConnell 5). Total Fouls—Indiana 22, Philadelphia 21. Technicals—Philadelphia coach Brett Brown. A—20,337 (20,478).

COLLEGE BASKETBALL

MEN'S BASKETBALL
THE AP TOP 25 RESULTS/SCHEDULE
All times Eastern
Thursday's Game
No. 16 Wisconsin 101, Savannah State 60
Friday's Games
None scheduled
Today's Games
No. 1 Kansas vs. No. 17 Villanova, noon
No. 3 Tennessee at Memphis, noon
No. 4 Gonzaga at No. 12 North Carolina, 7 p.m.
No. 5 Michigan vs. Western Michigan, 2 p.m.
No. 7 Nevada vs. South Dakota State, 9 p.m.
No. 8 Auburn vs. UAB, 7:30 p.m.
No. 11 Texas Tech vs. Abilene Christian, 7 p.m.
No. 13 Virginia Tech vs. Washington at Atlantic City, N.J., 7 p.m.
No. 14 Buffalo vs. Southern Illinois, 2 p.m.
No. 15 Ohio State vs. Bucknell, noon
No. 18 Mississippi St. vs. Cincinnati, 8:30 p.m.
No. 19 Kentucky vs. Utah, 5 p.m.
No. 20 Arizona State at Georgia, 6 p.m.
No. 22 Iowa vs. Northern Iowa at Des Moines, 7 p.m.
No. 23 Furman vs. UNC Wilmington, 4 p.m.
No. 25 Indiana vs. Butler, 3:45 p.m.
No. 25 Kansas State vs. Georgia State, 8 p.m.
No. 25 Syracuse vs. Old Dominion, noon

RESULTS
FRIDAY'S GAMES
EAST
George Washington 70, Howard 64
SOUTH
Georgia Southern 101, Brewton-Parker Col. 64
MIDWEST
DePaul 90, Illinois-Chicago 70
North Dakota 83, Mayville State 66
Green Bay at Creighton, late
SOUTHWEST
Houston Baptist 107, Arlington Baptist 70
FAU at Arkansas St., late

SCHEDULE
All times Eastern
TODAY'S GAMES
EAST
Iona vs. Princeton., 11:30 a.m.
Old Dominion at Syracuse, noon
SMU at Georgetown, noon
Nicholls at Boston U., 1 p.m.
Md.-Eastern Shore at Pittsburgh, 2 p.m.
NC State vs. Penn St., 2 p.m.
Marist at Colgate, 2 p.m.
Rutgers at Seton Hall, 2 p.m.
Youngstown St. at Binghamton, 2 p.m.
S. Illinois at Buffalo, 2 p.m.
Robert Morris at Rider, 3 p.m.
Dartmouth at Albany (NY), 3 p.m.
Wilson College at Mount St. Mary's, 4 p.m.
St. Peter's at St. Francis Brooklyn, 4 p.m.
Davidson vs. Temple, 4:30 p.m.
NJIT at Fairleigh Dickinson, 7 p.m.
Manhattan at UConn, 8 p.m.
SOUTH
Tennessee at Memphis, noon
SE Missouri at The Citadel, 1 p.m.
Appalachian St. at South Florida, 1 p.m.
Kentucky Christian at Liberty, 2 p.m.
Trinity Baptist at Presbyterian, 2 p.m.
Stephen F. Austin at Louisiana-Monroe, 3 p.m.
Radford at Clemson, 3 p.m.
UNC-Wilmington at Furman, 4 p.m.
SC State at SC-Upstate, 4 p.m.
Fisk at Alcorn St., 4 p.m.
Coll. of Charleston at VCU, 4 p.m.
Tennessee Tech at Kennesaw St., 4 p.m.
Oral Roberts at Richmond, 4 p.m.
Kent St. at Louisville, 4 p.m.
NC A&T at Tennessee St., 5 p.m.
Purdue Fort Wayne at Austin Peay, 5 p.m.
North Alabama at UNC-Greensboro, 5 p.m.
Charleston Southern at North Florida, 5 p.m.
Utah at Kentucky, 5 p.m.
Saint Leo at Hampton, 6 p.m.
Jacksonville at Bethune-Cookman, 6 p.m.
Arizona St. at Georgia, 6 p.m.
W. Carolina at High Point, 7 p.m.
UNC-Asheville at Wofford, 7 p.m.
Gonzaga at North Carolina, 7 p.m.
Auburn vs. UAB at Birmingham, Ala., 7:30 p.m.
Louisiana Tech at Louisiana-Lafayette, 8 p.m.
Jackson St. at Murray St., 8 p.m.
Brescia at UT Martin, 8:30 p.m.
Cincinnati at Mississippi St., 8:30 p.m.
Southern U. vs. Northwestern St. at Shreveport, La., 9 p.m.
MIDWEST
Bucknell at Ohio St., noon
Villanova at Kansas, noon
W. Illinois at IUPUI, 1 p.m.
Ohio at Detroit, 1 p.m.
Notre Dame vs. Purdue, 1:30 p.m.
Marshall at Akron, 2 p.m.
Jacksonville St. at Evansville, 2 p.m.
W. Michigan at Michigan, 2 p.m.
ETSU at Illinois, 2 p.m.
Butler vs. Indiana, 3:45 p.m.
Iowa St. vs. Drake, 4:30 p.m.
Southern Miss. at Wichita St., 5:30 p.m.
Middle Tennessee at Toledo, 7 p.m.
N. Iowa at Iowa, 7 p.m.
McNeese St. at UMKC, 7 p.m.
E. Illinois at Bradley, 8 p.m.
Georgia St. at Kansas St., 8 p.m.
E. Kentucky at Xavier, 8 p.m.
Texas State at Rio Grande, 8 p.m.
Missouri St. at N. Dakota St., 8:30 p.m.
SOUTHWEST
UC Santa Barbara at Rice, 3 p.m.
Grand Canyon at Texas, 6 p.m.
Abilene Christian at Texas Tech, 7 p.m.
UTSA vs. Arkansas, 8 p.m.
Southern Cal at Oklahoma, 9 p.m.
FAR WEST
Pepperdine at S. Utah, 3 p.m.
Belmont at UCLA, 5 p.m.
Nebraska-Omaha at Idaho, 6:05 p.m.
E. Washington at Stanford, 7 p.m.
Virginia Tech vs. Washington, 7 p.m.
BYU vs. UNLV at Paradise, Nev., 8:30 p.m.
Utah Valley at Weber St., 9 p.m.
Alabama St. at Utah St., 9 p.m.
S. Dakota St. at Nevada, 9 p.m.
Boise St. at Oregon, 9 p.m.
Denver at UC Irvine, 10 p.m.
N. Colorado at San Diego, 10 p.m.
Grambling St. at Portland, 10 p.m.
Cal Poly at California, 10 p.m.
N. Arizona at San Jose St., 10 p.m.
Loyola Marymount at Portland St., 10:05 p.m.
Texas A&M vs. Oregon St., 11 p.m.
Baylor at Arizona, 11 p.m.
LSU vs. Saint Mary's (Cal), 11 p.m.

WOMEN'S BASKETBALL
THE AP TOP 25 RESULTS/SCHEDULE
All times Eastern
Thursday's Games
None scheduled
Friday's Games
No. 5 Mississippi St. 86, Southern Miss. 42
No. 8 Oregon St. vs. Eastern Washington, late
Today's Games
No. 3 Baylor at No. 11 Stanford, 3 p.m.
No. 4 Louisville vs. No. Kentucky, 11:30 a.m.
No. 8 Oregon State vs. Texas A&M, 12:30 a.m.
No. 10 N.C. State vs. Maine, 6 p.m.
No. 18 Kentucky vs. Middle Tennessee, 1 p.m.
No. 19 Marquette vs. Green Bay, 3 p.m.
No. 22 Missouri vs. South Dakota, 4 p.m.

PRO HOCKEY

NHL
All times Eastern
EASTERN CONFERENCE

ATLANTIC DIVISION	GP	W	L	OT	PTS	GF	GA
Tampa Bay	33	25	7	1	51	134	92
Toronto	32	21	10	1	43	114	89
Buffalo	32	19	9	4	42	98	92
Boston	32	17	11	4	38	88	84
Montreal	32	16	11	5	37	103	105
Ottawa	33	14	15	4	32	110	127
Detroit	33	14	15	4	32	95	111
Florida	30	11	13	6	28	97	110
METROPOLITAN DIVISION	**GP**	**W**	**L**	**OT**	**PTS**	**GF**	**GA**
Washington	30	18	9	3	39	112	92
Columbus	31	17	12	2	36	106	103
Pittsburgh	31	14	11	6	34	106	101
N.Y. Islanders	30	14	12	4	32	85	88
N.Y. Rangers	31	14	13	4	32	91	102
Carolina	30	13	13	4	30	76	87
Philadelphia	29	12	13	4	28	91	107
New Jersey	30	11	13	6	28	93	109

WESTERN CONFERENCE

CENTRAL DIVISION	GP	W	L	OT	PTS	GF	GA
Nashville	32	21	10	1	43	102	81
Winnipeg	31	20	9	2	42	112	87
Colorado	31	17	9	5	39	112	94
Minnesota	31	17	12	2	36	100	89
Dallas	32	16	13	3	35	88	87
St. Louis	29	11	14	4	26	82	97
Chicago	33	10	18	5	25	93	124
PACIFIC DIVISION	**GP**	**W**	**L**	**OT**	**PTS**	**GF**	**GA**
Calgary	32	20	10	2	42	113	90
San Jose	33	17	11	5	39	105	100
Anaheim	33	17	11	5	39	87	97
Vegas	34	18	14	2	38	103	98
Edmonton	32	17	12	3	37	92	96
Vancouver	34	14	16	4	32	101	115
Arizona	31	14	15	2	30	81	86
Los Angeles	33	11	20	2	24	72	102

2 points for win, 1 point for overtime loss. Top 3 teams in each division and two wild cards per conference advance to playoffs.

Thursday's Games
Buffalo 3, Arizona 1
Columbus 4, Los Angeles 1
Tampa Bay 4, Toronto 1
Montreal 6, Carolina 4
Nashville 4, Vancouver 3, OT
Winnipeg 5, Edmonton 4, OT
Minnesota 5, Florida 1
San Jose 3, Dallas 2
Friday's Games
New Jersey 5, Vegas 4, OT
Pittsburgh 5, Boston 3
Arizona 4, N.Y. Rangers 3, OT
Ottawa 4, Detroit 2
Washington at Carolina, late
Colorado at St. Louis, late
Winnipeg at Chicago, late
Philadelphia at Edmonton, late
Today's Games
Calgary at Minnesota, 1:30 p.m.
Anaheim at Columbus, 7 p.m.
Ottawa at Montreal, 7 p.m.
Detroit vs. NY Islanders (Nassau Coliseum), 7 p.m.
Buffalo at Washington, 7 p.m.
Los Angeles at Pittsburgh, 7 p.m.
Toronto at Florida, 7 p.m.
New Jersey at Nashville, 8 p.m.
Dallas at Colorado, 9 p.m.
Philadelphia at Vancouver, 10 p.m.

AHL
All times Eastern
Thursday's Game
Charlotte 1, Hartford 0
Friday's Games
Utica 5, Binghamton 2
Rochester 3, Cleveland 1
Rockford at Grand Rapids, late
Belleville at Lehigh Valley, late
Bridgeport at Providence, late
Syracuse at Laval, late
Texas at Milwaukee, late
Toronto at Manitoba, late
Iowa at San Antonio, late
San Diego at Bakersfield, late

■ **NFL:** Patriots vs. Steelers

Brady, Roethlisberger square off at Heinz Field on Sunday

By MIKE SHALIN
Associated Press

FOXBOROUGH, Mass. — Tom Brady had no reason to believe Ben Roethlisberger's injury last week would keep him out of Sunday's game against the New England Patriots. And it won't.

The Pittsburgh quarterback injured his ribs in the loss at Oakland, left the game but returned in the fourth quarter and threw his second touchdown pass of the game. He drove his team to a tying field goal try that failed when kicker Chris Boswell slipped — and the Steelers lost their third straight.

"He's as tough as they come," Brady said Friday ahead of their matchup at Heinz Field. "I remember there was one game he didn't start because of his foot and then the guy got hurt. Ben came in, as a backup, and he threw for 300 or something like that. Some ridiculous stat.

"He's just tough, been a great quarterback in the league for a long time, knows the game. He's just a great competitor and he's always got those guys going."

Asked what he's observed from watching Roethlisberger through the years, Brady said, "He's got such a unique style. He's just an incredible player. Prolific passer, great accurate passer, they just had incredible passing offenses.

"His style is very different. He's just big, stands in the pocket, has great presence. He's not really a runner, but he extends a lot plays and makes huge plays for their team. It's hard to stop. Any time you play a guy like that, it's up to us to really execute our offense and score as many points as we can."

Brady has had the upper hand in his career against the Steelers, going 8-2 in the regular season and 3-0 in the playoffs. But the two losses have both come at Heinz, where Pittsburgh is always tough. The Patriots, with a 3-4 road record, are coming off the shocking last-second loss at Miami.

"Going on the road is always challenging in the NFL," Brady said. "You're playing good teams and there's a lot of tough road environments. It's always sellouts and if we don't play well, it really gets the crowd into it. It's a great environment too when you can go to a stadium and play well and kind of keep the crowd quiet. It's a great feeling.

"It's a hard thing to do there. A lot of these games come down to the wire and we're expecting a 60-minute game."

Brady is 6-2 at Heinz but has won his last two

AP PHOTO

Pittsburgh Steelers quarterback Ben Roethlisberger (7) and New England Patriots quarterback Tom Brady (12) meet on the field following an NFL football game in Pittsburgh.

times there, with scores of 27-16 and 27-24. He's won his last five against the Steelers, counting postseason.

Another week means more potential milestones for Brady and his team. Brady enters the game needing 141 yards passing to become the fourth quarterback in NFL history to throw for 70,000 regular-season yards. He is 300 yards shy of his 10th 3,000-yard season.

The Patriots seek to clinch their 10th straight AFC East title (18th in 25 years of Robert Kraft ownership). They need a win and a Miami loss to clinch.

■ **NFL:** Chargers vs. Chiefs

Chiefs left to stew over missed chances against Chargers

By DAVE SKRETTA
AP Sports Writer

KANSAS CITY, Mo. — The Kansas City Chiefs will have 10 days to stew over Mike Williams' touchdown catch, Philip Rivers' wave as he trotted off the field and the golden opportunity they let slip away Thursday night.

They had led the Los Angeles Chargers nearly wire-to-wire, taking an early 14-0 lead and looking every bit the dominant team in the AFC West. And they still led into the fourth quarter, victory seemingly certain along with all the trappings that would come with it — clinching the division with two games to go, a first-round playoff bye and perhaps homefield advantage throughout with a little bit of help.

Then their defense failed to make a couple of crucial stops. Their offense failed to pick up a first down when it mattered most. The Chargers made every play to escape with a 29-28 victory.

"It's tough. Mentally, it's very tough," Chiefs defensive tackle Chris Jones said afterward. "We have to come back and bounce back. We have to prepare for Seattle at their place. Understand what you did wrong and watch film and let's make some corrections and bring it."

There are plenty of things for Kansas City to correct.

The Chiefs were penalized 10 times for 66 yards, five of them giving Los Angeles a first down. They failed to capitalize on two turnovers by Rivers, allowed the Chargers to convert 60 percent of their third downs and blew crucial assignments when they had a chance to put the game away.

The two biggest came on the final drive of the game.

After cornerback Kendall Fuller was called for pass interference — a debatable call given the pass appeared to be well out of reach — the Chargers had the ball at the Kansas City 1. Rivers floated a pass toward Williams along the sideline, and he outleaped Orlando Scandrick to haul it in.

Then, after coach Anthony Lynn sent his offense back onto the field, the Chiefs blew the coverage on Williams so emphatically that nobody was within 10 yards of him on the 2-point conversion.

Game over.

Let the stewing begin.

"Just miscommunication," Fuller said of the conversion play. "We just got to cover our pieces at the end of the day. That's something we have to work on, prepare for and get better."

All is not lost for Kansas City. The Chargers may have forged a tie atop the division at 11-3, and have not split the season series, but the Chiefs hold the tiebreaker by virtue of their superior record in the division. They also maintain an inside track on homefield advantage, though their trip to Seattle and their home game against Oakland have taken on much more meaning.

The Chiefs could have used those weeks to heal up for the playoffs. Now, they'll visit a hot team in the Seahawks with much on the line before returning home to face another division rival.

AP PHOTO

Los Angeles Chargers wide receiver Travis Benjamin (12) runs away from a tackle attempt by Kansas City Chiefs cornerback Kendall Fuller (23) during the second half of an NFL football game.

"Everybody feels that feeling, they want to get back out there tomorrow," Chiefs quarterback Patrick Mahomes said. "So we're going to have a long 10 days. Then we're going to Seattle, which is a tough place to play, and they're playing really good football right now. So we're just going to recuperate, see what we did well and see what we didn't do so well and find ways to use this as fuel."

■ **NFL:** Tampa Bay Buccaneers

Think Bucs cornerback Brent Grimes has checked out? Run back the videotape

By RICK STROUD
Tampa Bay Times

This hasn't been a very good year for Bucs cornerback Brent Grimes.

The 35-year-old cornerback has 36 tackles and no interceptions this season. He isn't known as being a very good player in run support, but teams don't often throw his direction.

That said, Grimes played probably one of his better games in run support last week against the Saints as he recorded three solo tackles and one assist. Head coach Dirk Koetter scoffed at the notion that Grimes has checked out.

"Anybody that thinks he checked out, put that film on and I think that film from last week will show that he didn't," Koetter said. "As far as the pass game goes, Brent hasn't really gotten thrown at very much this year. People have been sort of staying away from him.

Advertisement

"It's no secret, for several years in his career people have tried to run at Brent in the run game and crack block and try to make him tackle. He hasn't always been at the top of his game in that area, but he had his best game of the season in that area last week — there's no question.

"He has been fighting through a couple injuries as well. With Brent, we know we're going to get top flight coverage. If he plays the run like that, that's why he's been a Pro Bowl corner."

DeSean Jackson, Justin Evans out

Bucs WR DeSean Jackson will miss his third straight game with a left thumb injury. He did not practice all week. Safety Justin Evans, who aggravated a foot injury two weeks ago, also will not play Sunday at Baltimore. S Isaiah Johnson, T Demar Dotson and DE Jason Pierre-Paul all practiced Friday and are expected to play against the Ravens.

■ **NFL:** Jacksonville Jagusars

Jaguars release benched veteran safety Barry Church

JACKSONVILLE, Fla. — The Jacksonville Jaguars have released Barry Church, a safety who was benched last month but who started 27 consecutive games over two seasons.

The Jaguars (4-9) made the move Friday and activated offensive tackle Josh Wells from injured reserve.

Church was benched following a loss at Buffalo last month and was inactive last week at Tennessee. Rookie Ronnie Harrison replaced him in the starting lineup. The Jaguars decided to cut Church loose and let him try to sign elsewhere for rest of the season.

He has 572 tackles and 10 interceptions in nine seasons. Church spent the first seven years of his NFL career with Dallas. He signed a four-year, $26 million contract with Jacksonville in 2017.

The Jaguars also placed offensive tackle Josh Walker on injured reserve and promoted defensive lineman Lyndon Johnson from the practice squad. They also waived tight end Niles Paul (non-football injury) from injured reserve.

RAYS

FROM PAGE 1

of the bay must approach this equation as the flip side to the Rays' calculation: How much is an MLB team worth to your market, and how much are you willing to spend on it?

Just like the team's point of view, that calculation will vary from city to city.

Look at Arlington, Texas, for instance. A relatively small outpost between Fort Worth and Dallas, the city depends on the Texas Rangers as a critical economic driver. And so the city was willing to increase its sales tax, hotel tax and car rental tax to fund a new $1.1 billion stadium. The team's portion of costs were also offset by increased taxes on ticket sales and parking. Cobb County in Georgia similarly opened its coffers to lure the Braves out of Atlanta.

Were these wise decisions?

Time will tell, I suppose.

But the point is that there are cities desperate to be called a Major League town, and they will spend an eye-popping amount of money to make it happen. Portland. Montreal.

And rest assured, the Rays and MLB will subtly flirt with those other cities to keep them salivating while also letting Tampa Bay know there are other options out there. That was part of the strategy behind the Las Vegas press conference carried live on MLB Network.

Does this mean the Rays already have one step out the door?

No, there are still advantages for Tampa Bay. The lease at wTropicana Field that runs through 2027 is a big one. And baseball would much prefer to put expansion teams in Portland or Montreal because they'll come with a probable $1.5 billion buy-in that the other 30 owners get to split.

There's also the question of territorial rights that can get sticky. The Seattle Mariners would want to be compensated for losing Portland as part of their fan base, for example.

Still, in the end, it's always going to return to that original calculation for the Rays:

How much will it cost to move, and how much will they reap?

That's why I wrote two months ago that the Ybor deal was already in trouble. The unsecured financing from the opportunity zone plan was a problem, but not the biggest hurdle. The deal-killer was Hillsborough only planning on coming up with $450 million of the $900 million cost.

That meant the Rays were going to have to spend $450 million. And that was never going to happen. Why? Because it doesn't make business sense to them. They'll likely get a better deal elsewhere.

And if you look at it that way, a stadium in Tampa is still within reach. Increase taxes on tourism-related businesses such as rental cars, hotels and cruise ships and the equation instantly changes. There are similar calculations that could make a new stadium in St. Pete viable.

In a nutshell, that's where we're at.

The Rays have a certain revenue stream in mind, and they're going to keep shopping until they find it. Tampa and St. Pete have a finite amount of resources and they'll decide how much they can devote.

So don't take it personally.

It's just the business of baseball.

■NBA ROUNDUP

Mudiay scores 34 to lead Knicks rally, overtime win

CHARLOTTE, N.C. (AP) — Emmanuel Mudiay had 34 points and eight assists, and the short-handed New York Knicks erased a 21-point deficit to beat the Charlotte Hornets 126-124 in overtime Friday night.

Mudiay scored 14 points in the fourth quarter, including a fadeaway jumper with 27.2 seconds left to tie it at 113.

Charlotte's Kemba Walker missed a 3-pointer from the top of the key with 8.2 seconds left and the game went to overtime.

Tim Hardaway Jr. and Luke Kornet each hit deep 3-pointers to open OT, and Mudiay had three jumpers to widen the gap. Charlotte missed 8 of 12 shots down the stretch.

Walker finished with 16 points and 10 assists.

Charlotte got 21 points each from Nicolas Batum and Cody Zeller, and Marvin Williams added 20.

Kevin Knox had 20 points, Noah Vonleh had 15 points and 11 rebounds, and Enes Kanter had 15 points.

EMOTIONAL NIGHT

Hornets legend Muggsy Bogues started to tear up during a halftime ceremony where he was honored for his contribution to Charlotte basketball. The 5-foot-3 Bogues, drafted by the Hornets in 1988, played for the organization for 10 years.

THE JORDAN SLAP

Hornets' owner Michael Jordan was seen in a video Wednesday slapping the back of Malik Monk's head after Monk rushed the court to celebrate a win prematurely, receiving a technical foul.

Celtics 129, Hawks 108

Kyrie Irving scored 24 points in three quarters and the Boston Celtics beat the Atlanta Hawks 129-108 for their eighth straight victory.

Irving also had five assists, five rebounds and four steals. He scored 12 points in the first quarter and helped Boston race to a 23-5 lead. The Celtics topped 100 points with 2 minutes left in the third.

Jayson Tatum had 22 points for Boston, Marcus Morris added 20, Gordon Hayward had 19 points and five assists, Daniel Theis scored 18 points and rookie Robert Williams III blocked five shots.

Kevin Huerter led Atlanta with 19 points, and John Collins had 11 points and 14 rebounds.

AP PHOTO

New York Knicks' Emmanuel Mudiay scored a game-high 34 points, including 14 in the fourth quarter, to help New York overcome a 21-point deficit and beat the Hornets in overtime 126-124.

■ NFL

Chicago's Nagy named top coach by AP writers

By JOSH DUBOW
AP Pro Football Writer

Matt Nagy is making an impressive first impression as an NFL head coach.

Nagy has helped develop second-year quarterback Mitchell Trubisky into a solid NFL starter, convinced Vic Fangio to stay on as defensive coordinator, and has the Chicago Bears in position to earn their first playoff berth since 2010 in his first year on the job.

For doing all that, Nagy was picked as having done the NFL's best coaching job in 2018 in voting released Friday by a panel of 10 football writers for The Associated Press.

Nagy received seven of the 10 first-place votes for his work leading the Bears (9-4) to the top of the NFC North behind an improved offense led by Trubisky and a fierce defense spearheaded by preseason acquisition Khalil Mack.

"(Nagy's) overseen a total turnaround of the Bears in just his first year as an NFL head coach, taking a team that hadn't finished above .500 since 2012 and turning them into the best of the NFC North," said Washington-based Howard Fendrich, who voted Nagy first. "He's an offensive guru who learned from former boss Andy Reid, and Chicago's play calling has been creative and fun — and overcome limitations at the QB spot to be good enough to let a superb defense lead the way."

Seattle's Pete Carroll finished second in the voting for rebuilding the Seahawks on the fly following the departure of most key members from the Super Bowl-winning Legion of Boom defense.

The Seahawks can clinch a playoff spot with a win this week despite losing key players Richard Sherman, Michael Bennett, Kam Chancellor and Cliff Avril in the past year. Star safety Earl Thomas has also been sidelined most of the season.

"For the second time, Carroll is retooling Seattle's roster," said New York-based Barry Wilner, who voted Carroll second behind Nagy. "Yet he's somehow improved the team in the first year of that rebuild."

Carroll finished second despite not getting a first-place vote. The other coaches named No. 1 on ballots were Indianapolis first-year coach Frank Reich, who got one vote, and New England's Bill Belichick, who got two.

Reid had the Chiefs tied for the most wins in the league through Week 14 after targeting quarterback Pat Mahomes in the 2017 draft and then cutting ties with longtime starter Alex Smith in the offseason to give Mahomes a chance.

Mahomes has thrown a league-high 45 TD passes and is the latest quarterback to thrive under Reid's tutelage.



AP PHOTO

Chicago Bears first-year head coach Matt Nagy has been picked by a panel of AP football writers as having done the best coaching job in 2018. Nagy has helped develop Mitchell Trubisky and has the Bears poised for their first playoff berth since 2010. Nagy beat out Seattle's Pete Carroll and Kansas City's Andy Reid in the voting.

■ WOMEN'S BASKETBALL ROUNDUP

Mississippi St stays unbeaten, tops Southern Mississippi

HATTIESBURG, Miss. (AP) — Anriel Howard scored 16 points, Teaira McCowan added 13 points and 16 rebounds and No. 5 Mississippi State beat Southern Mississippi 86-42 on Friday night.

Mississippi State didn't have a great night offensively, but made things very difficult for Southern Miss on the defensive end. The Bulldogs forced 27 turnovers and had a 43-29 rebounding advantage.

Southern Miss managed just 15 points in the second half.

Howard shot 6 for 12 from the field while McCowan was 5 for 8 and grabbed nine offensive rebounds. Jazzmun Holmes had 13 points and six assists, Jordan Danberry had 12 points and Chloe Bibby added 11.

Mississippi State (10-0) controlled the game throughout and never trailed after the opening few minutes, stretching its lead to 42-27 by halftime. Southern Miss (6-4) managed to stay fairly competitive in the first half by shooting nearly 55 percent, but the Golden Eagles struggled with turnovers and rebounding.

Southern Miss was led by Daishai Almond, who scored 10 points.

BIG PICTURE

Mississippi State: The Bulldogs continue to roll through their early schedule and have now won 46 straight regular season nonconference games. Mississippi State should get a challenge this week when it goes on a trip to Oregon and Washington.

Southern Miss: The Golden Eagles played hard, but lacked the talent to stay with the Bulldogs for four quarters. Southern Miss has a 4-12 record against Mississippi State.

AP PHOTO

Mississippi State forward Anriel Howard (5) dribbles past Southern Mississippi center Amber Landing in Hattiesburg, Miss., Friday. Howard scored a game-high 16 points to keep No. 5 Mississippi undefeated at 10-0 with an 86-42 victory.

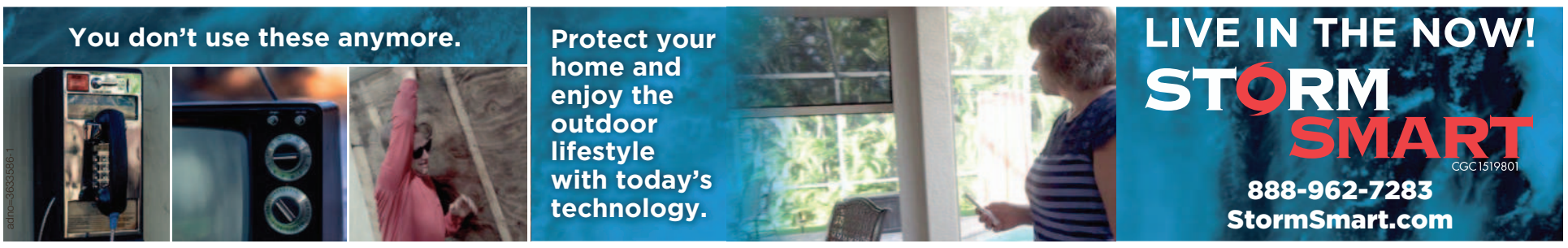

TODAY / TONIGHT

Variable clouds, a shower
HIGH 75°
55% chance of rain

Clear to partly cloudy
LOW 60°
15% chance of rain

SUNDAY

Pleasant with partial sunshine
75° / 51°
10% chance of rain

MONDAY

Nice with partial sunshine
71° / 49°
5% chance of rain

TUESDAY

Pleasant with sunshine and patchy clouds
73° / 51°
5% chance of rain

WEDNESDAY

Mostly cloudy with a shower possible
76° / 59°
30% chance of rain

THURSDAY

Mostly cloudy with a thunderstorm possible
73° / 57°
30% chance of rain

THE NATION

Publication date: 12/15/18

-10s | -0s | 0s | 10s | 20s | 30s | 40s | 50s | 60s | 70s | 80s | 90s | 100s | 110s

Shown are noon positions of weather systems and precipitation. Temperature bands are highs for the day.

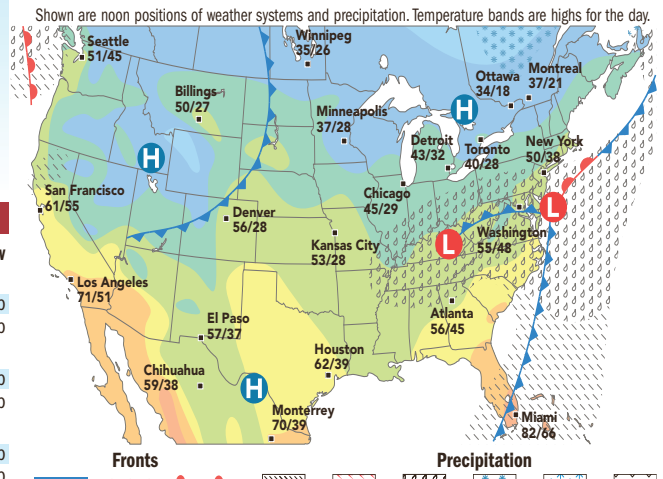

U.S. Extremes (For the 48 contiguous states yesterday)

High ..... 88° at Immokalee, FL

Low ..... -17° at Crested Butte, CO

City	Today Hi	Lo	W	Sun. Hi	Lo	W
Albuquerque	51	29	pc	56	31	pc
Anchorage	22	19	s	25	22	sn
Atlanta	56	45	pc	56	41	s
Baltimore	53	44	r	46	35	r
Billings	50	27	pc	49	32	pc
Birmingham	54	45	c	55	36	pc
Boise	42	30	pc	45	34	pc
Boston	51	37	c	44	37	r
Buffalo	40	31	c	39	31	pc
Burlington, VT	39	22	c	38	30	s
Charleston, WV	58	46	r	49	37	c
Charlotte	61	44	r	62	40	pc
Chicago	45	29	pc	45	28	pc
Cincinnati	47	39	r	50	30	pc
Cleveland	45	38	r	44	33	pc
Columbia, SC	67	44	pc	62	39	s
Columbus, OH	49	42	r	48	31	pc
Concord, NH	46	21	c	37	27	pc
Dallas	60	35	s	63	39	pc
Denver	56	28	pc	57	29	s
Des Moines	49	29	s	47	25	pc
Detroit	43	32	pc	44	31	pc
Duluth	38	28	pc	34	17	pc
Fairbanks	-6	-15	c	-3	-10	c
Fargo	41	27	pc	35	14	s
Hartford	48	29	c	37	32	i
Helena	42	23	pc	42	25	pc
Honolulu	82	70	s	81	68	s
Houston	62	39	s	66	47	pc
Indianapolis	44	33	r	47	27	s

City	Today Hi	Lo	W	Sun. Hi	Lo	W
Jackson, MS	55	41	c	61	38	pc
Kansas City	53	28	s	52	24	s
Knoxville	57	43	r	52	37	c
Las Vegas	63	44	s	65	47	s
Los Angeles	71	51	s	71	51	pc
Louisville	54	42	r	52	33	pc
Memphis	51	38	r	56	35	s
Milwaukee	42	29	pc	42	27	pc
Minneapolis	37	28	s	37	22	s
Montgomery	60	47	pc	59	38	s
Nashville	55	42	r	55	34	pc
New Orleans	59	48	pc	61	47	pc
New York City	50	38	r	41	36	r
Norfolk, VA	62	47	r	56	41	sh
Oklahoma City	57	32	s	57	29	pc
Omaha	46	25	s	46	24	s
Philadelphia	52	42	r	44	36	r
Phoenix	73	47	pc	72	50	s
Pittsburgh	49	39	r	43	31	r
Portland, ME	47	25	c	39	28	pc
Portland, OR	52	45	c	51	45	r
Providence	51	34	c	43	35	r
Raleigh	57	46	r	59	42	c
Salt Lake City	43	26	pc	45	28	s
St. Louis	49	30	r	53	29	s
San Antonio	66	37	s	68	47	pc
San Diego	70	52	s	70	55	s
San Francisco	61	55	c	60	52	r
Seattle	51	45	c	51	46	r
Washington, DC	55	48	r	49	40	r

WORLD CITIES

City	Today Hi	Lo	W	Sun. Hi	Lo	W
Amsterdam	34	32	pc	44	37	c
Baghdad	64	43	s	65	50	pc
Beijing	36	22	pc	46	21	s
Berlin	33	24	c	31	28	c
Buenos Aires	80	63	s	86	64	s
Cairo	73	57	s	72	56	pc
Calgary	38	17	s	39	31	pc
Cancun	79	64	pc	79	65	pc
Dublin	51	38	r	45	38	pc
Edmonton	33	6	pc	25	15	pc
Halifax	42	27	pc	35	29	s
Kiev	28	19	c	25	18	c
London	43	39	r	49	37	pc
Madrid	50	44	pc	54	31	r

City	Today Hi	Lo	W	Sun. Hi	Lo	W
Mexico City	69	42	pc	71	44	s
Montreal	37	21	c	31	25	pc
Ottawa	34	18	pc	31	21	pc
Paris	35	34	i	48	40	pc
Regina	37	15	pc	22	16	pc
Rio de Janeiro	93	77	s	92	77	s
Rome	51	32	pc	52	45	pc
St. John's	35	24	r	30	19	pc
San Juan	83	76	pc	84	73	pc
Sydney	79	71	t	85	71	sh
Tokyo	48	39	s	52	45	pc
Toronto	40	28	pc	38	31	pc
Vancouver	47	42	c	48	42	r
Winnipeg	35	26	s	27	4	c

Weather (W): **s**-sunny, **pc**-partly cloudy, **c**-cloudy, **sh**-showers, **t**-thunderstorms, **r**-rain, **sf**-snow flurries, **sn**-snow, **i**-ice.

64° GULF WATER TEMPERATURE

Shown is today's weather. Temperatures are today's highs and tonight's lows.

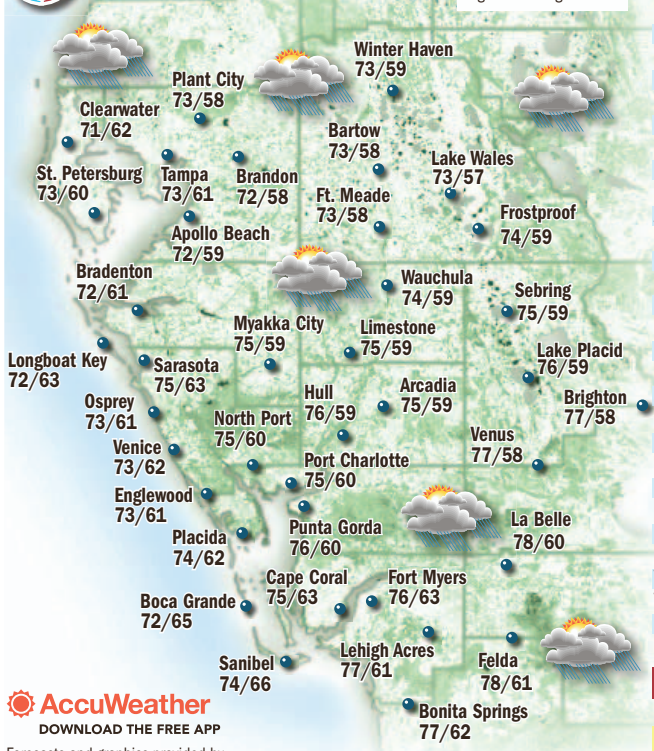

Forecasts and graphics provided by **AccuWeather, Inc.** ©2018

PORT CHARLOTTE

Punta Gorda through 2 p.m. Friday

Temperatures

High/Low	83°/63°
Normal High/Low	77°/55°
Record High	87° (2013)
Record Low	31° (2010)

Precipitation (in inches)

24 hours through 2 p.m. Fri.	0.00"
Month to date	0.16"
Normal month to date	0.81"
Year to date	60.95"
Normal year to date	49.68"
Record	1.32" (1997)

MONTHLY RAINFALL

Month	2018	2017	Avg.	Record/Year
Jan.	1.98	0.88	1.80	9.93/2016
Feb.	0.66	0.94	2.52	11.05/1983
Mar.	0.53	0.80	3.28	9.26/1970
Apr.	1.15	1.59	2.03	5.80/1994
May	15.98	2.74	2.50	15.98/2018
Jun.	6.23	14.79	8.92	23.99/1974
Jul.	9.80	9.02	8.22	14.22/1995
Aug.	12.37	13.12	8.01	15.60/1995
Sep.	7.58	12.46	6.84	14.03/1979
Oct.	2.60	2.54	2.93	10.88/1995
Nov.	1.91	0.44	1.91	5.53/2002
Dec.	0.16	1.04	1.78	6.83/2002
Year	**60.95**	**60.36**	**50.74**	**(since 1931)**

Totals are from a 24-hour period ending at 5 p.m.

VENICE

Venice through 2 p.m. Friday

Temperatures

High/Low	75°/68°
Normal High/Low	74°/55°
Record High	89° (1987)
Record Low	26° (1962)

Precipitation (in inches)

24 hours through 2 p.m. Fri.	Trace
Month to date	0.32"
Normal month to date	1.02"
Year to date	41.30"
Normal year to date	49.16"
Record	1.32" (2003)

SEBRING

Sebring through 2 p.m. Friday

Temperatures

High/Low	79°/62°

Precipitation (in inches)

24 hours through 2 p.m. Fri.	0.00"

AIRPORT

Possible weather-related delays today. Check with your airline for the most updated schedules.

	Hi/Lo	Outlook	Delays
Ft. Myers	76/63	cloudy	none
Punta Gorda	76/60	cloudy	none
Sarasota	75/63	cloudy	none

FLORIDA CITIES

City	Today Hi	Lo	W	Sun. Hi	Lo	W
Apalachicola	66	49	pc	62	46	s
Bradenton	72	61	c	71	53	pc
Clearwater	71	62	c	68	56	pc
Coral Springs	83	66	sh	78	57	pc
Daytona Beach	72	54	c	70	47	s
Fort Lauderdale	82	66	sh	76	57	pc
Fort Myers	76	63	c	76	53	s
Gainesville	71	52	c	68	44	s
Jacksonville	71	52	c	66	45	s
Key Largo	79	68	sh	76	64	pc
Key West	80	68	c	77	68	pc
Lakeland	72	58	c	71	49	s
Melbourne	77	57	c	74	48	s
Miami	82	66	pc	77	57	pc
Naples	77	64	sh	76	55	pc
Ocala	72	54	c	68	46	s
Okeechobee	78	58	sh	74	49	pc
Orlando	73	58	c	70	50	s
Panama City	65	49	pc	61	44	s
Pensacola	61	47	pc	60	43	s
Pompano Beach	83	67	sh	77	57	pc
St. Augustine	70	52	c	66	46	s
St. Petersburg	73	60	sh	70	54	pc
Sarasota	75	63	c	74	54	pc
Tallahassee	67	48	pc	63	42	s
Tampa	73	61	c	71	52	s
Vero Beach	79	58	sh	76	49	pc
West Palm Beach	80	63	c	76	52	pc

CONDITIONS TODAY

UV Index and RealFeel Temperature® Today

8 a.m.	10 a.m.	Noon	2 p.m.	4 p.m.	6 p.m.
0	1	1	1	0	0
69	73	77	77	72	69

The higher the **AccuWeather.com UV Index™** number, the greater the need for eye and skin protection. **0-2** Low; **3-5** Moderate; **6-7** High; **8-10** Very High; **11+** Extreme.

RealFeel Temperature is the exclusive **AccuWeather.com** composite of effective temperature based on eight weather factors.

POLLEN INDEX

Pollen Index readings as of Friday

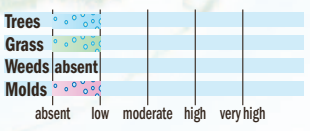

Source: National Allergy Bureau

AIR QUALITY INDEX

Air Quality Index readings as of Friday

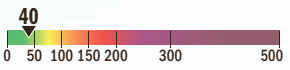

0-50 Good; **51-100** Moderate; **101-150** Unhealthy for sensitive groups; **151-200** Unhealthy; **201-300** Very Unhealthy; **301-500** Hazardous

Main pollutant: Particulates

Source: scgov.net

TIDES

	High	Low	High	Low
Punta Gorda				
Today	7:52a	3:03a	9:48p	3:17p
Sun.	9:30a	4:26a	10:21p	4:04p
Englewood				
Today	6:29a	1:19a	8:25p	1:33p
Sun.	8:07a	2:42a	8:58p	2:20p
Boca Grande				
Today	3:50a	12:08a	8:01p	12:28p
Sun.	7:23a	1:33a	8:27p	1:10p
El Jobean				
Today	8:24a	3:32a	10:20p	3:46p
Sun.	10:02a	4:55a	10:53p	4:33p
Venice				
Today	4:44a	12:12p	6:40p	---
Sun.	6:22a	1:21a	7:13p	12:59p

MARINE

Wind direction	Speed in knots	Seas in feet	Bay/Inland chop
Cape Sable to Tarpon Springs			
SSW	6-12	1-2	Light
Tarpon Springs to Apalachicola			
W	8-16	4-7	Moderate

SUN AND MOON

The Sun	Rise	Set
Today	7:10 a.m.	5:37 p.m.
Sunday	7:10 a.m.	5:38 p.m.
The Moon	**Rise**	**Set**
Today	12:57 p.m.	12:07 a.m.
Sunday	1:31 p.m.	12:59 a.m.

First	Full	Last	New
Dec 15	Dec 22	Dec 29	Jan 5

SOLUNAR TABLE

	Minor	Major	Minor	Major
Today	11:49a	5:38a	----	6:00p
Sun.	12:11a	6:20a	12:31p	6:42p
Mon.	12:50a	7:01a	1:12p	7:23p

The solunar period schedule allows planning days so you will be fishing in good territory or hunting in good cover during those times. Major periods begin at the times shown and last for 1.5 to 2 hours. The minor periods are shorter.

WEATHER HISTORY

Madison, Wis., had not received any measurable snow by Dec. 15, 2001. This is the latest date this has ever occurred.

WEATHER TRIVIA™

Q: Are raindrops pear-shaped?

A: No. They actually look more like a mushroom

■ COLLEGE FOOTBALL

ASU, Fresno St on the ascent into Las Vegas Bowl

By DAN GREENSPAN
Associated Press

LAS VEGAS — Fresno State finds itself in the Las Vegas Bowl as the champion of the Mountain West Conference in coach Jeff Tedford's second season, less than two years removed from a 1-11 record.

Arizona State, in its first season under coach Herm Edwards, hopes to use its trip to the postseason as a launching pad to similar success.

The Sun Devils and No. 19 Bulldogs each find themselves on the ascent heading into their Las Vegas Bowl matchup on Saturday.

Fresno State (11-2) can set a school record for wins in a season, which would be the latest accomplishment for a team that has already won the conference title, picked up its first-ever win on the blue turf of Mountain West standard-bearer Boise State and defeated a Power 5 team.

"I think, myself, if we went and get 12 wins we'll probably be considered the best Fresno State team ever, so that's my goal right now, to get that 12th win," safety Mike Bell said.

Edwards was hired to propel Arizona State (7-5) to the top of the Pac-12 and he hopes to use the Las Vegas Bowl as a launching pad. Edwards placed an emphasis on skill development in practices leading up to the bowl game and plans to use a significant number of players still eligible to redshirt this season.

The Sun Devils found plenty of significant contributors on defense from Edward's first recruiting class, but he will be looking for young options to emerge in the passing game against Fresno State as wide receiver N'Keal Harry is not playing after declaring for the NFL draft. Harry had 73 receptions for 1,088 yards receiving as a junior and caught nine of quarterback Manny Wilkins' 19 touchdown passes.

"There will be some young guys that haven't played a lot of football that will get an opportunity to play in this game," Edwards said. "And I think it's important because you're looking at next year as well and you want to see them in live action all of a sudden."

Fresno State will start 11 seniors, led by quarterback Marcus McMaryion, and Tedford had limited opportunities to work with less experienced players in preparation for the bowl game. Fresno State had six practices focused on Arizona State after defeating Boise State 19-16 in overtime in the Mountain West title game on Dec. 1.

Here are some things to know when Arizona State and Fresno State play for the first time since 1941:

AP PHOTO

Herm Edwards, in his first season as coach of Arizona State (7-5), has the Sun Devils in the Las Vegas Bowl facing Mountain West Conference champion Fresno State this Saturday. Fresno State (11-2) has a chance to set a school record for most wins.

DOWN ANOTHER DEVIL

Harry isn't the only star player Arizona State will be missing. Freshman linebacker Merlin Robertson has not been with the team this week because of a family situation. Robertson leads the team in tackles (77), tackles for loss (8 1/2) and sacks (5). Redshirt junior Khaylan Kearse-Thomas is expected to start in place of Robertson.

MASTER MARCUS

McMaryion has thrown for 3,453 yards and 25 touchdowns this season. What stands out to Tedford is the three interceptions McMaryion has thrown, with his selfless nature key in avoiding turnovers. "Marcus understands when to get rid of the football. If it's not there, he's not the ego guy that is going to try to force things for his stats," Tedford said.

BRILLIANT BENJAMIN

Arizona State has never had a player lead what is now the Pac-12 in rushing since joining the conference in 1978. That is about to change because of sophomore running back Eno Benjamin, who has 1,524 yards rushing and 15 rushing touchdowns. Benjamin leads Washington senior Myles Gaskin by 448 yards.

PAC ATTACK

Fresno State has already shown it can take care of business against a Pac-12 team with a 38-14 win over UCLA at the Rose Bowl on Sept. 15, and the Bulldogs are 2-1 against Pac-12 teams in bowl games. For those interested in transitive properties, Arizona State defeated UCLA 31-28 at home on Nov. 10.

ROAD TRIP

Arizona State decided to bus to Las Vegas, with Edwards preferring the chance to build camaraderie over the nearly five-hour drive instead of making the hour-long flight. Edwards also treated his players and coaches to hamburgers. "As long as I got my milkshake we're good," Edwards said.

MONEY & MARKET$

A product of the Sun

For questions or comments, contact Chris Porter at 941-206-1134 or email porter@sun-herald.com

Saturday, December 15, 2018

Renting the American dream

Homeownership may be a cornerstone of the "American Dream," but renting is increasingly the American reality.

Companies like Invitation Homes and American Homes 4 Rent are poised to take advantage of that trend, which is being fueled by a lack of homes for sale, rising interest rates and climbing house prices.

The companies, known as real estate investment trusts or REITs, are two of the biggest single-family home rental REITs. They and companies like them snapped up thousands of foreclosed single-family homes in the aftermath of the 2008 housing crash, and now stand to profit from it.

Their stocks have suffered this year due to rising operating costs. But financial analyst Jade Rahmani of Keefe, Bruyette & Woods expects their profit growth to accelerate in 2019 thanks to better cost management. "Longer term we believe the outlook for the single-family rental sector remains positive, driven by strong rental demand, limited supply and demographic tail winds," Rahmani wrote in a recent research note.

U.S. homeownership rate, 3Q snapshot

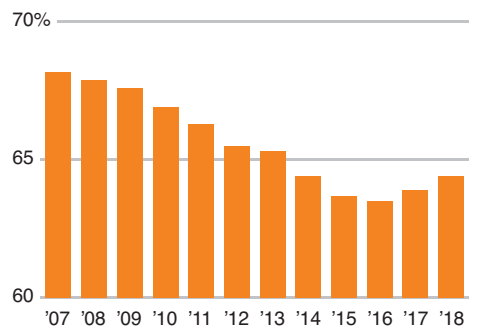

U.S. existing homes, median sales price

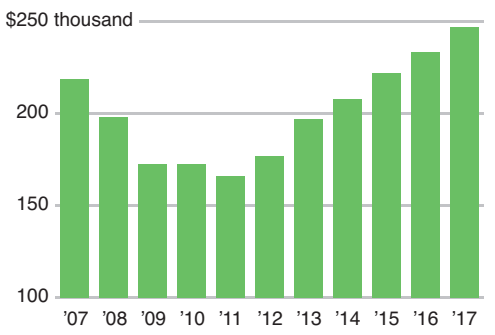

Sources: U.S. Census Bureau; National Association of Realtors

Alex Veiga; Alex Nieves • AP

Top Weekly Exchange Traded Funds

FUNDS	TICKER	FRI	$CHG 1WK	PCT RETURN 1WK	1MO	1YR
ProShs Ultra Sht NG	KOLD	15.24	+3.70	**+32.1**	+14.5	-71.9
Direx S&P O&G Bear	DRIP	15.09	+3.10	**+25.9**	+59.5	-8.8
Direxion NatGas Bear	GASX	41.87	+7.30	**+21.1**	+46.3	+34.3
Direx Reg Banks Bear	WDRW	43.99	+7.27	**+19.8**	+42.2	+27.5
ProShs UltProShtFin	FINZ	10.42	+1.05	**+11.2**	+33.2	+22.7
Direxion FinBear 3x	FAZ	12.89	+1.04	**+8.8**	+21.5	+7.2
Direxion MCapBear3x	MIDZ	15.89	+1.24	**+8.5**	+22.7	+7.4
Pro UltPro ShtMid400	SMDD	12.10	+0.93	**+8.3**	+22.3	+6.8
Direx Russia Bear3x	RUSS	19.20	+1.38	**+7.7**	+9.2	-21.3
ProShs UltPro ShtR2K	SRTY	35.57	+2.45	**+7.4**	+23.3	-3.0
Direxion SCapBear 3x	TZA	13.68	+0.94	**+7.4**	+23.5	-1.9
ProSh UltSht Oil&Gas	DUG	44.19	+2.97	**+7.2**	+17.4	+4.5
ProSh UltSh HlthCre	RXD	24.61	+1.61	**+7.0**	+6.1	-23.6
USCF Short Oil	USOD	10.25	+0.65	**+6.8**	+25.4	-22.1
ProSh UltSht Fin	SKF	23.28	+1.36	**+6.2**	+14.8	+9.2
Citigp Vel Inv Crde	DWT	12.98	+0.75	**+6.1**	+24.6	-19.8
ProSh UltSht SmCap	SDD	16.57	+0.96	**+6.1**	+17.3	-3.1
UBS 3x Inverse Crude	WTID	14.21	+0.80	**+6.0**	+24.4	-19.8
Direxion REst Bear3x	DRV	9.14	+0.50	**+5.8**	-0.7	-10.6
ProSh UltraSht MidC	MZZ	21.39	+1.17	**+5.8**	+15.6	+6.9
PwSh Crude DblSht	DTO	83.35	+4.38	**+5.5**	+13.9	-15.5
Citigroup Long GBP	DGBP	31.17	+1.54	**+5.2**	+7.9	+21.0
Direx SOX Bull 3X	SOXL	90.39	+4.20	**+4.9**	-12.3	-27.2
ProSh UltSht R2K	TWM	19.10	+0.89	**+4.9**	+15.5	+0.9
ProSh UltSh Indls	SIJ	18.98	+0.87	**+4.8**	+13.4	+5.9
ProSh UltSh ConsGds	SZK	16.22	+0.72	**+4.7**	+7.3	+13.6
ProShs Short O&G	DDG	25.73	+1.09	**+4.4**	+11.4	+4.8
PwSh Base Met DbSht	BOM	9.95	+0.42	**+4.4**	-15.6	+38.6
ProSh Ultra Semi	USD	31.49	+1.31	**+4.3**	-7.1	-16.5
Colum India Consum	INCO	43.11	+1.79	**+4.3**	+3.5	-11.2
DB Agr DoubLong	DAG	2.29	+0.09	**+4.2**	+1.2	-15.2
Direx India Bull 3X	INDL	60.57	+2.38	**+4.1**	-2.8	-33.3
ProShs UltSht Crude	SCO	25.16	+0.99	**+4.1**	+17.4	-6.9
Direx China Bull 3x	YINN	19.81	+0.75	**+3.9**	-4.3	-34.8
AdvisorSh Short	DWSH	29.70	+1.12	**+3.9**	+8.2	...
Citigroup Long EUR	DEUR	30.60	+1.15	**+3.9**	+4.8	+18.9
ProSh UltSh RealEst	SRS	27.48	+0.96	**+3.6**	+0.3	-4.7
Colum India SCap	SCIN	14.21	+0.49	**+3.6**	-5.6	-33.1
MS MVectDShtEuro	DRR	57.58	+1.98	**+3.6**	+1.8	+10.9
Direx S&P500Bear 3x	SPXS	28.55	+0.98	**+3.6**	+14.3	-11.0

StoryStocks

Stocks closed broadly lower on Wall Street Friday as the benchmark S&P 500 index slid to its lowest level since April. New concerns about slowing growth in China and uncertainty over Britain's exit from the European Union put investors in a selling mood.

Adobe ADBE

Close: **$230.00 ▼-18.08 or -7.3%**

The software company gave a disappointing profit forecast for the current fiscal year.

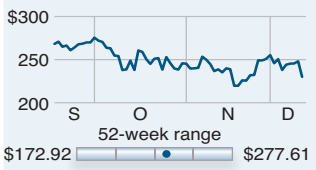

52-week range $172.92 — $277.61

Vol.: **12.2m (3.0x avg.)** PE: **47.5**

Mkt. Cap: **$112.3 b** Yield: **...**

Alaska Air ALK

Close: **$62.30 ▲0.96 or 1.6%**

The airline said it flew more passengers in November and revenue improved.

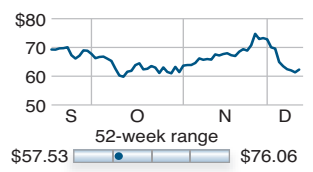

52-week range $57.53 — $76.06

Vol.: **2.4m (1.3x avg.)** PE: **9.9**

Mkt. Cap: **$7.7 b** Yield: **2.1%**

Sealed Air SEE

Close: **$33.94 ▲1.54 or 4.8%**

The industrial gas company will cut jobs in a restructuring program aiming to save about $200 million a year.

52-week range $30.22 — $49.94

Vol.: **4.4m (1.8x avg.)** PE: **...**

Mkt. Cap: **$5.3 b** Yield: **1.9%**

Best Stocks One Month

BEST LARGE-CAP STOCKS

COMPANY	TICKER	FRIDAY CLOSE	%CHG 1WK	%CHG 1MO	%RTN 1YR	PE	YLD
Workday Inc	WDAY	162.03	1.0	**20.7**	62.3	dd	...
Wheaton Prec Metals	WPM	18.94	14.4	**17.4**	-21.6	24	...
Korea Electric	KEP	14.33	4.2	**14.7**	-17.9	...	...
Autohome Inc	ATHM	87.46	0.9	**12.9**	47.1	5	...
Tableau Software A	DATA	128.88	4.4	**11.1**	86.7	dd	...
Pinduoduo Inc ADS	PDD	23.10	12.1	**10.9**	...	...	...
Regeneron Pharm	REGN	381.17	2.2	**10.4**	-2.1	23	...
Atlassian Corp plc	TEAM	83.19	3.4	**9.5**	83.2	dd	...
Edison Intl	EIX	59.64	1.9	**9.5**	-11.3	13	4.1
Weibo Corp	WB	64.56	4.8	**9.0**	-38.4	...	...
Con Edison	ED	83.83	1.7	**8.9**	-1.4	17	3.4
Palo Alto Networks	PANW	184.03	5.1	**8.5**	29.9	dd	...
ResMed Inc	RMD	112.93	2.7	**8.4**	37.4	55	1.3
NRG Energy Inc	NRG	42.32	4.4	**7.8**	52.0	68	0.3
Agnico Eagle Mines	AEM	38.80	-2.8	**7.7**	-5.1	47	...
Broadcom Inc	AVGO	254.83	11.5	**7.2**	1.3	...	4.2
Franco-Nevada Corp	FNV	71.98	-0.3	**7.0**	-3.8	67	1.3
NiSource Inc	NI	27.49	1.3	**7.0**	7.5	34	2.8

BEST MID-CAP STOCKS

Tesaro Inc	TSRO	73.69	-0.4	**110.8**	-10.3	dd	...
Uxin Limited ADS	UXIN	7.50	60.3	**41.8**	...	...	...
Cronos Group Inc	CRON	11.28	-11.3	**31.8**	195.1	dd	...
Belmond Ltd	BEL	24.68	37.2	**30.5**	43.5	cc	...
Zai Lab Limited ADS	ZLAB	23.39	13.6	**30.0**	-2.2	...	...
Qudian Inc	QD	5.80	16.9	**26.6**	-54.8	...	...
Kirkland Lake Gold	KL	23.73	1.5	**25.1**	76.4	...	...
Fate Therapeutics	FATE	15.88	-4.0	**25.0**	245.2	dd	...
Apellis Pharmaceuti	APLS	18.69	5.4	**23.9**	47.2	...	...
Clovis Oncology Inc	CLVS	20.76	-2.3	**23.9**	-66.1	dd	...
Corcept Therapeutics	CORT	16.11	23.5	**23.7**	-0.5	14	...
EQT GP Holdings LP	EQGP	19.97	0.1	**23.5**	-19.3	10	5.2
Wave Life Sciences	WVE	49.43	4.7	**22.8**	31.2	...	...
iKang Healthcare Grp	KANG	20.33	14.5	**21.6**	25.3	8	...
Anglogold Ashanti	AU	11.85	5.1	**21.2**	27.6	...	...
SCANA Corp	SCG	50.98	8.8	**18.7**	15.1	12	1.0
Nutri System	NTRI	43.81	28.1	**18.0**	-9.9	24	2.3
Wayfair Inc	W	103.29	-1.4	**17.7**	37.1	dd	...

BEST SMALL-CAP STOCKS

NF Energy Saving	NFEC	17.00	25.6	**137.8**	1885.6	...	...
Forty Seven Inc	FTSV	22.93	24.6	**76.4**	...	dd	...
Tyme Technologies	TYME	3.86	2.1	**71.6**	28.6	...	...
Gaming Partner	GPIC	12.92	-0.6	**55.9**	19.3	...	...
CorMedix Inc	CRMD	1.40	-13.6	**42.3**	153.9	dd	...
Borqs Technologies	BRQS	3.88	-2.3	**39.6**	-29.9	65	...
New Age Beverages Cp	NBEV	5.94	26.7	**38.5**	171.4	...	...
Evelo Biosciences	EVLO	11.39	24.6	**37.4**	...	dd	...
Intec Pharma Ltd	NTEC	8.13	10.6	**37.1**	49.3	dd	...
LiveXLive Media Inc	LIVX	5.46	12.6	**34.8**	-94.7	...	...
Domo Inc B	DOMO	21.97	7.7	**34.2**	...	...	...
Novavax Inc	NVAX	2.41	17.6	**32.4**	74.2	dd	...
Am Supercond	AMSC	11.62	8.6	**30.9**	246.7	dd	...
Scholar Rock Hldg	SRRK	26.25	9.0	**30.9**	...	dd	...
PhaseBio Pharmaceu	PHAS	4.12	0.7	**30.8**	...	...	...
Sify Tech	SIFY	1.59	23.3	**30.3**	6.4	...	1.1
Unity Biotechnology	UBX	15.91	13.6	**29.6**	...	...	...
EnviroStar Inc	EVI	36.27	6.7	**29.5**	3.3	cc	...

$1,000 Derby

Small cap stocks and REITs suffered big losses, while oil surged more than 2 percent. Health care and utilities stocks kept their spots as the Derby's best investments this year.

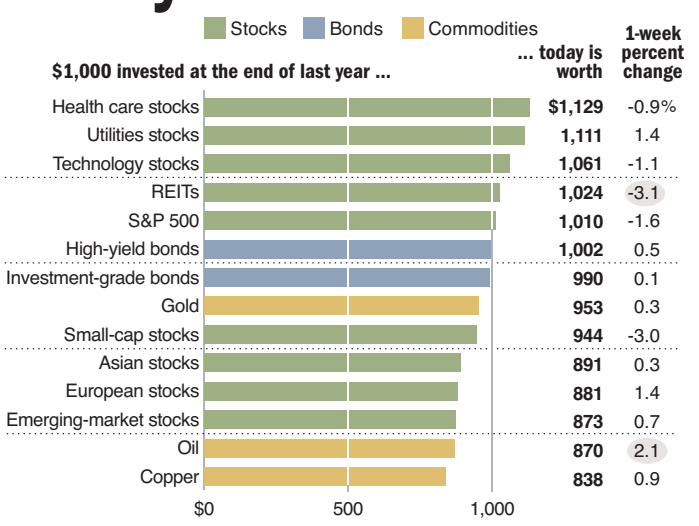

Performance benchmarks: industries - sectors of the Standard & Poor's 500 index; international stocks - MSCI indexes; bond returns - Barclays Capital and BofA Merrill Lynch Indexes.
Source: FactSet Data through December 13 AP

Cheers... without beers

When America toasts the New Year, they may not be hoisting a beer.

U.S. beer sales have been slowing for several years now, even as sales of spirits and wine rise.

There are several things going on. Premium and craft beers have become more popular, but people buy fewer of them at a time because they cost more, says Bart Watson, the chief economist for the Brewers Association, a trade group for small and independent brewers.

One midwestern Kroger grocery store is advertising 12 bottles of Bud Light for $10.99; it costs $5 more for the same number of bottles of Sierra Nevada Pale Ale, a craft beer from California. Prices for spirits and wines haven't grown as quickly, Watson said.

Generational differences are also a factor. People ages 21 to 34 prefer wine and spirits to beer, Watson said. But that tends to move in cycles, so beer could still see a resurgence.

There are some bright spots for beer. Watson expects craft beer sales to grow 3 to 4 percent in 2018. But overall beer sales will fall 1 percent, he said.

U.S. sales, billions of liters

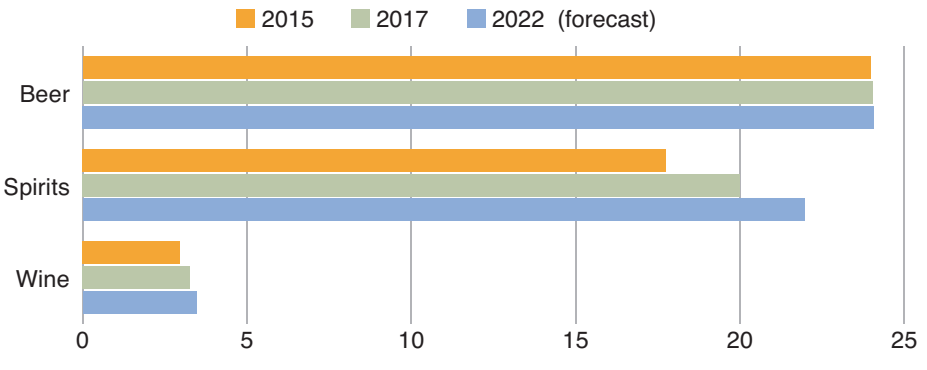

Cheers! The current trend in the U.S. shows spirits and wine making greater gains than beer in the next few years.

Source: Euromonitor International

Dee-Ann Durbin; J. Paschke • AP

IndustryRankings

INDUSTRY	1WK	PERCENT CHANGE 1MO	1QTR	%RTN 1YR
1. Utilities	0.6	**3.1**	4.4	3.1
2. Telecommunications	-0.4	**-3.0**	-3.0	-7.0
3. Consumer Goods	-0.6	**-3.7**	-6.5	-11.0
4. Health Care	-1.9	**-3.7**	-6.0	6.2
5. Technology	0.5	**-4.1**	-13.9	0.8
6. Consumer Services	-1.5	**-4.4**	-10.5	5.3
DJ Total Market index	-1.4	**-5.1**	-11.1	-3.2
7. Industrials	-1.5	**-6.9**	-15.5	-8.9
8. Financials	-3.0	**-7.1**	-11.6	-8.7
9. Oil & Gas	-3.6	**-8.6**	-17.6	-10.7
10. Basic Material	-1.4	**-8.6**	-15.9	-15.3

Financials sectors (best performers)

Real Estate		**-1.9**	**-0.4**	**-2.3**	**-2.6**
Bluegreen Vacations	BXG	+2.1	**+15.8**	-27.0	-10.8
Zillow Group C	Z	-10.3	**+12.0**	-30.4	-21.4
Getty Realty Corp	GTY	+2.1	**+10.7**	+9.7	+17.4
Zillow Group A	ZG	-10.6	**+10.7**	-30.7	-21.9
General Financial		**-1.9**	**-6.4**	**-13.5**	**-5.8**
Qudian Inc	QD	+16.9	**+26.6**	+8.4	-54.8
Och-Ziff Capital	OZM	-16.1	**+22.6**	-21.7	-47.3
Safeguard Sci	SFE	-0.6	**+13.6**	-6.9	-18.5
Kenon Holdings Ltd	KEN	-2.0	**+8.4**	+1.5	+47.6
Nonlife Insurance		**-2.3**	**-7.0**	**-8.8**	**-3.6**
RenaissanceRe Hld	RNR	-4.0	**+7.9**	+0.7	+8.4
Utd Fire Group	UFCS	-2.1	**+5.2**	+2.3	+25.1
State Auto Fincl	STFC	+1.3	**+3.6**	+10.5	+22.6
EMC Insurance	EMCI	+0.3	**+3.2**	+29.1	+10.7
Life Insurance		**-2.6**	**-9.6**	**-15.8**	**-23.3**
Natl Westn Life Grp	NWLI	-0.8	**+2.0**	-7.6	-10.4
eHealth Inc	EHTH	-6.0	**+0.2**	+23.1	+98.6
AFLAC Inc	AFL	+3.1	**+0.1**	-5.5	+5.8
Independence Hold	IHC	-2.2	**-0.3**	+10.6	+38.0
Banks		**-5.2**	**-11.8**	**-17.0**	**-16.1**
Oconee Fed Fin	OFED	-1.6	**+10.1**	-3.4	-9.9
Reliant Bancorp Inc	RBNC	-3.9	**+7.1**	-19.5	-5.4
FNCB Bancorp Inc	FNCB	+0.7	**+7.0**	-10.4	+33.4
BSB Bancorp	BLMT	-5.2	**+5.9**	-9.4	+1.9

Excludes stocks with market values less than $100 million. Bar chart for stocks with annual returns of more than 100 percent not shown to scale.

Market profile

NYSE
11755.38 -180.78

Advanced	611	Volume (000s)	2,882
Declined	2,208	New Highs	15
Unchanged	63	New Lows	577

WEEKLY CHANGE

Advanced	790	Volume (000s)	2,925
Declined	2,110	New Highs	56
Unchanged	25	New Lows	877

FRIDAY MOST ACTIVE

Name	Vol	Last	Chg
GenElec	128,491,600	7.10	-.10
S&P500ETF	116,636,500	260.47	-4.90
iShEMkts	94,914,500	39.83	-.57
BkofAm	92,205,500	24.48	+.08
SPDR Fncl	66,738,900	24.24	-.24
JohnJn	58,108,800	133.00	-14.84
iS Eafe	50,414,800	60.46	-.79
VanEGold	48,757,200	20.12	-.36
ChesEng	47,955,400	2.33	-.25
AT&T Inc	41,615,600	30.22	+.31

WEEKLY MOST ACTIVE

Name	Vol	Last	Chg
GenElec	687,761,000	7.10	+.09
S&P500ETF	583,440,100	260.47	-3.10
iShEMkts	465,528,000	39.83	-.05
BkofAm	438,907,100	24.48	-.95
SPDR Fncl	414,134,900	24.24	-.87

WEEK'S BIGGEST GAINERS

Name	Close	Chg
Sparton	18.44	+39.8
Belmond	24.68	+37.2
Huya n	18.30	+24.8
Valhi	2.07	+18.3
Qudian n	5.80	+16.9
Systemax	30.20	+16.1
Starret	5.60	+15.7
BlueCapRe	6.90	+15.6

WEEK'S BIGGEST LOSERS

Name	Close	Chg
TailorBr	14.48	-32.7
ComstkRs rs	5.24	-31.8
Jupai n	4.50	-25.1
KeyEngy	3.42	-24.7
DxSPOGBI s	10.73	-22.8
HalconRs n	1.98	-22.7
XPO Logis	51.55	-22.4

NYSE American
2344.24 -42.85

Advanced	83	Volume (000s)	298
Declined	195	New Highs	
Unchanged	20	New Lows	34

WEEKLY CHANGE

Advanced	86	Volume (000s)	314
Declined	220	New Highs	2
Unchanged	8	New Lows	60

FRIDAY MOST ACTIVE

Name	Vol	Last	Chg
NthnO&G	6,663,000	2.39	-.11
B2gold g	4,507,200	2.62	-.06
iShIndia bt	3,571,100	32.26	-.14
SRC Eng	3,287,500	4.69	-.20
TransEntx	2,673,100	2.90	-.14
CheniereEn	1,847,200	60.61	-1.39
Nevsun g	1,779,200	4.38	-.09
22ndCentry	1,747,700	2.59	-.07
LilisEn n	1,275,200	1.65	+.01
FrkStPrp	1,245,400	7.00	-.01

WEEKLY MOST ACTIVE

Name	Vol	Last	Chg
iShIndia bt	31,391,400	32.26	+.59
SRC Eng	28,855,900	4.69	-.55
NthnO&G	26,827,900	2.39	-.02
B2gold g	26,295,900	2.62	-.06
Globalstar	25,904,800	.30	-.06

WEEK'S BIGGEST GAINERS

Name	Close	Chg
Daxor	6.85	+17.9
Pfenex	3.99	+14.7
Majesco n	7.05	+13.5
EnviroStr	36.27	+6.7
SCEd pfD	19.33	+6.0
RafaelHl n	8.96	+5.9
WirelessT	1.84	+5.7
Intellichk	2.27	+5.6

WEEK'S BIGGEST LOSERS

Name	Close	Chg
AgeX Th n	3.55	-31.2
PlanetGrn	2.64	-26.2
Zedge n	2.43	-24.3
RingEngy	5.47	-22.1
LilisEn n	1.65	-21.8
GeeGroup	1.37	-20.3
Sifco	3.55	-17.6

Nasdaq
6910.66 -159.67

Advanced	679	Volume (000s)	3,058
Declined	2,225	New Highs	10
Unchanged	154	New Lows	495

WEEKLY CHANGE

Advanced	882	Volume (000s)	3,125
Declined	2,184	New Highs	56
Unchanged	59	New Lows	862

FRIDAY MOST ACTIVE

Name	Vol	Last	Chg
AMD	84,604,300	19.90	+.04
Inv QQQ	55,606,000	161.08	-4.02
Microsoft	46,959,600	106.03	-3.42
Apple Inc	40,607,900	165.48	-5.47
PShtQQQ rs	40,007,900	15.45	+1.06
SiriusXM	29,325,200	6.17	-.07
MicronT	28,877,500	34.20	-.82
Cisco	27,359,300	45.82	-1.65
Alliqua rs	27,147,900	2.69	+.56
Intel	26,338,000	47.86	-.43

WEEKLY MOST ACTIVE

Name	Vol	Last	Chg
AMD	442,844,000	19.90	+.44
Inv QQQ	298,938,300	161.08	-.30
Apple Inc	235,191,200	165.48	-3.01
Microsoft	226,933,900	106.03	+1.21
PShtQQQ rs	195,651,900	15.45	+.02

WEEK'S BIGGEST GAINERS

Name	Close	Chg
Uxin Ltd n	7.50	+60.3
AdialPh n	3.80	+59.7
MYOS	1.50	+37.6
Xperi	17.38	+36.0
NutriSyst	43.81	+28.1
NewAgeB n	5.94	+26.7
InnovBio rs	2.83	+26.3
NF EngSv	17.00	+25.6

WEEK'S BIGGEST LOSERS

Name	Close	Chg
YangRvPt n	3.72	-55.1
AppGenTc	3.25	-50.0
ToughBlt n	1.54	-48.7
Francesca	1.04	-45.0
Axovant n	1.01	-40.9
AileronT n	1.20	-39.1
YRC Wwde	3.17	-38.0

How to read the weekend stock tables

(1) Name	(2) Market	(3) Exch. Symbol	(4) Div	(5) Yield	(6) PE	(7) 52-week High	Low	(8) Vol 1000s	Friday Last	Vol 1000s	(9) Weekly High	Low	Chg	(10) YTD % Chg
XYZcorp	Q	ABC	.35m	1.3	26	32.17	22.26	2	26.97	13	28.18	24.92	+.98	-14.00

1 – Name of stock.

2 – Market: N = NYSE, A - NYSE American, Q = NASDAQ.

3 – Ticker Symbol company trades under.

4 – Dividend: A distribution of the company's earnings to shareholders, usually consisting of stock dividends, interest on bonds, or short-term capital gains on the sale of securities usually paid quarterly in the form of cash or stock.

5 – Div. Yield: The dividend divided by the stock price. It helps gauge how well the stock is paying, compared to other investments such as CDs, bonds or savings accounts.

6 – Price to earnings ratio: The price of a stock divided by its earnings per share. PEs are used to gauge the relative worth of a company' stock. When compared to other companies in the same industry, the companies with the lowest PEs are generally earning higher profits.

7 – Range of closing prices in last year.

8 – Trading for the day, with sales in thousands (10 = 10,000 shares), and closing price.

9 – Weekly sales volume, High, low, and change from previous week's close.

10 – Percent change for the year.

▲▼ Arrows, indicate new highs or lows during the week.
Underline: indicates weekly volume surge equal to or more than 5%.
Bold stocks , designates which stocks have gone up or down 10% for the week.

STOCK GLOSSARY — cc: PE greater than 99. **d:** New 52-week low; **dd:** Loss in last 12 mos. **g:** Stock trades in U.S. money but dividend and earnings in Canadian money, and no yield or PE unless stated in U.S. money; **n:** New issue in past 52 weeks, with high-low range from start of trading; **s:** A split or stock dividend of 25 percent or more in the past 52 weeks, with the 52-week high-low adjusted. Dividend begins with the date of split or dividend; **q:** Closed-end fund; no PE calculated. **u:** New 52-week high; **v:** Trading halted on primary market; **vj:** In bankruptcy or receivership or being reorganized, or securities assumed by such companies; **z:** Sales in full, not in hundreds. **SPECIAL TYPES: pf:** Preferred stocks, which get priority when dividends are paid; **pp:** Holder owes two installments of purchase price; **rs:** Stock has undergone a reverse stock split of at least 50 percent within the past year; **rt:** Rights to buy new issues below market; **un:** Sold in units that may include bonds or warrants; **wt:** Warrants, or options granted by the company; **xw:** Without warrants; **ww:** With warrants; **wd:** When distributed by holder; **wi:** When stock is issued. **DIVIDEND FOOTNOTES: a:** Extra dividend(s); **b:** Annual rate plus stock dividend; **c**: Dividend from a liquidating company; **e:** Declared or paid preceding 12 months; **f:** Annual rate, increased on last declaration. **i:** Declared or paid after dividend or split; **j:** Paid this year, dividend omitted, deferred or no action taken at last meeting; **k:** Declared or paid this year, an accumulative issue with dividends in arrears; **r:** Declared or paid in last 12 months plus stock dividend; **m:** Annual rate, reduced on last declaration. **p:** Initial dividend, annual rate unknown; yield not shown. **t:** Paid in stock in preceding 12 months, estimated cash value on ex-dividend or ex-distribution date; **X:** Buyers aren't entitled to next dividend (ex-dividend) or rights (ex-rights); **y:** ex-dividend and sales in full.

NYSE, NYSE American and Nasdaq Exchanges

- A -

Name	Exch. Market	Symbol	Div	Yield	PE	52-week High	Low	Vol 1000s	Friday Last	Vol 1000s	Weekly High	Low	Chg	YTD % Chg
:A-MarkPM	Q	AMRK	.32	2.5	39	15.80	10.39	4	12.55	16	12.74	12.21	+.30	-14.3
AAC Hldgs	N	AAC				12.96	1.70	283	2.16	2211	2.83	2.13	+.01	-76.0
AAON	Q	AAON	.32	.9	45	44.90	29.05	94	35.30	659	36.43	34.43	+.17	-3.8
AAR	N	AIR	.30	.7	74	51.52	36.46	194	40.69	1092	42.80	40.26	-.23	+3.6
▼ABB Ltd	N	ABB	.76e	3.9		28.67	18.74	2655	19.40	16517	20.01	18.74	+.55	-27.7
▼ABM	N	ABM	.70	2.7	16	44.70	26.21	685	25.90	2587	28.39	25.66	-2.30	-31.3
AC Immun n	Q	ACIU				17.40	7.16	120	11.19	704	12.50	10.91	+.04	-12.6
ACI Wwde	Q	ACIW				30.25	20.23	339	27.47	2654	28.38	26.90	+.31	+21.2
ACM Rsc n	Q	ACMR			50	15.60	4.74	4	10.41	37	10.96	10.29	-.06	+98.3
ACNB Cp	Q	ACNB	.92	2.5	20	41.45	27.30	8	36.21	47	37.79	35.55	-.78	+22.5
▼ADT Inc n	N	ADT				9.84	6.93	2859	6.82	10985	7.77	6.80	-.59	-12.8
AES Corp	N	AES	.55f	3.4	12	16.28	9.86	6790	15.95	34701	16.02	15.49	+.42	+47.3
AFLAC s	N	AFL	1.04	2.3	14	48.19	41.41	4709	44.61	21998	45.80	42.26	+1.36	
AG MtgeIT	N	MITT	2.00f	11.3	11	19.95	16.31	130	17.69	741	18.04	17.57	-.30	-6.9
AG Mtg pfA	N	MITTpA	2.06	8.2		26.00	24.88	1	25.04	7	25.24	25.01	-.06	-1.2
AG Mtg pfB	N	MITTpB	2.00	8.0		25.79	23.75	4	24.95	25	25.10	24.57	-.05	-1.5
AGCO	N	AGCO	.60	1.1	22	75.95	49.50	1109	54.76	5544	56.87	54.00	-2.00	-23.3
AGNC Inv	Q	AGNC	2.16	12.0	5	20.84	17.26	7825	18.02	34973	18.11	17.69	+.19	-10.7
AGNC pfB	Q	AGNCB	1.94	7.6		26.87	25.03	16	25.58	37	25.64	25.44	+.01	-1.0
AGNC pfC	Q	AGNCN	1.75	6.9		26.67	24.95	24	25.39	239	25.60	25.21	-.16	-1.3
▼AH Belo	N	AHC	.32	8.0	13	5.80	4.09	25	3.98	156	4.36	3.95	-.33	-17.1
▼AK Steel	N	AKS			12	6.80	2.63	8230	2.58	50755	2.93	2.56	-.26	-54.4
ALJ Reg n	Q	ALJJ				3.74	1.42	4	1.56	69	1.65	1.54	-.04	-50.5
AMAG Ph	Q	AMAG				26.10	11.95	590	16.80	3073	18.19	16.32	-.70	+26.8
AMC Ent	N	AMC	.68	4.7		21.45	12.40	778	14.51	6919	15.44	13.68	+.24	-3.9
AMC Net	Q	AMCX			9	69.02	48.00	498	56.57	3142	59.45	55.61	-1.49	+4.6
▼AMCI Ac un	Q	AMCIU				10.02	9.98		10.00	121	10.01	9.98	+.01	
AMCON	A	DIT	.72	.9	19	100.00	77.00		83.50	1	85.00	78.01	-.57	-14.7
AMN Hlth	N	AMN			22	68.20	46.75	419	56.34	1733	60.72	56.10	-3.40	+14.4
ANGI Hme	Q	ANGI				23.95	10.24	436	16.54	3140	17.74	15.96	+.27	+58.1
ANI Ph h	Q	ANIP			29	73.49	48.40	129	53.04	398	56.34	51.05	-.46	-17.7
ARC Docu	N	ARC			17	3.59	1.62	197	2.26	1087	2.45	2.20	-.16	-11.4
ARC Grp	Q	ARCW				2.60	.91	1	1.30	88	1.50	1.15	+.11	-38.1
ARCAbio rs	Q	ABIO				1.95	.45	48	.52	503	.55	.50	+.01	-61.5
▲▼AryaSci n	Q	ARYA				9.80	9.50		9.60	2	9.80	9.50		
AryaSci un	Q	ARYAU				10.44	10.12	1	10.29	1	10.33	10.29	-.08	+1.2
ASA Gold	N	ASA	.04e	.4		12.18	8.18	80	9.00	714	9.18	8.92	-.03	-20.5
ASLAN n	Q	ASLN				10.44	4.20	8	4.35	75	5.00	4.20	-.15	-22.5
ASML Hld	Q	ASML	1.71e	1.1	31	221.66	156.58	693	161.03	4707	167.34	158.81	+1.50	-7.4
▼ASV Hld n	**Q**	**ASV**				**10.80**	**2.28**	**6**	**2.32**	**88**	**2.90**	**2.28**	**-.78**	**-77.1**
AT&T Inc	N	T	2.04f	6.8	6	39.32	28.85	41616	30.22	220022	30.67	29.17	+.08	-22.3
▼AT&T 66 n	N	TBB				26.72	22.41	181	22.41	1163	22.78	22.35	-.30	-14.1
ATA Inc	Q	ATAI				3.37	.40	41	1.08	444	1.16	1.01	+.02	+137.9
ATN Intl	Q	ATNI	.68	.9	60	88.78	49.34	42	78.03	255	79.84	75.29	+.37	+41.2
A10 Ntwks	N	ATEN				8.06	5.51	232	6.27	1880	6.62	6.23	+.21	-18.8
AU Optron	N	AUO	.18e			4.76	3.40	252	4.06	2098	4.14	4.01	+.01	+9.7
AVX Cp	N	AVX	.46	2.9		21.48	14.51	290	15.60	1410	16.11	15.25	+.30	-9.8
▼AXA EqH n	N	EQH	.13p			23.21	17.04	4353	16.87	26068	17.81	16.73	-.49	-21.1
▼AXT Inc	**Q**	**AXTI**			**12**	**9.45**	**4.17**	**353**	**4.29**	**3304**	**5.03**	**4.17**	**-.74**	**-50.7**
AZZ Inc	N	AZZ	.68	1.6	18	56.05	39.50	369	42.49	989	44.21	41.63	-1.66	-16.8
Aarons	N	AAN	.12	.3	9	56.00	35.62	455	41.30	2789	45.09	41.22	-2.60	+3.6
AbbottLab	N	ABT	1.12	1.6	30	74.92	54.48	5561	70.76	32967	73.86	68.79	+.81	+24.0
AbbVie	N	ABBV	4.28f	5.0	14	125.86	77.50	5443	85.61	24540	90.17	84.60	-1.35	-11.5
AbeonaTh	**Q**	**ABEO**			**61**	**22.00**	**6.94**	**517**	**7.37**	**4394**	**9.55**	**7.30**	**-1.18**	**-53.5**
AberFitc	N	ANF	.80	4.2	11	29.69	15.28	2338	18.90	11058	19.74	18.27	+.14	+8.4
AbdAsPac	A	FAX	.42	10.5		5.03	3.91	994	4.00	4576	4.01	3.94	-.02	-18.0
▼AbdAustEq	A	IAF	.70e	14.1		6.77	4.95	59	4.95	347	5.14	4.95	-.20	-22.3
AbdnChile	A	CH	.58e	8.9		9.64	6.13	437	6.54	930	6.66	6.46	-.07	-26.8
▼AbdGlbInc	A	FCO	.84	11.4		9.48	7.32	63	7.36	176	7.86	7.24	-.30	-16.6
AbdJapnEq	N	JEQ	.48e	.8		9.89	7.17	7	7.25	112	7.42	7.25	-.15	-19.6
▼Ability rs	Q	ABIL				14.55	2.14	189	2.24	4009	2.74	2.11	-.12	-49.1
Abiomed	Q	ABMD				459.75	187.01	349	316.19	2015	341.09	312.03	-1.33	+68.7
▼Abraxas	**Q**	**AXAS**			**42**	**3.27**	**1.40**	**2287**	**1.25**	**7011**	**1.59**	**1.23**	**-.30**	**-49.2**
AcaciaC n	Q	ACIA				47.26	24.72	262	41.01	2281	43.84	39.46	+1.39	+13.2
AcaciaTc	Q	ACTG	.50	16.7		4.45	2.85	119	2.99	812	3.30	2.92	-.04	-26.2
AcadiaHlt	Q	ACHC			13	45.35	28.02	3040	28.93	11132	32.00	28.84	-2.73	-11.3
AcadiaPh	Q	ACAD				32.99	12.77	1161	17.67	9674	19.47	17.56	-.54	-41.3
AcadiaRlt	N	AKR	1.12f	4.1	48	29.28	21.34	465	27.58	2363	28.61	27.51	-.94	+.8
Acasti g rs	Q	ACST				1.80	.43	455	.66	2325	.73	.62	-.01	-30.0
▼AccelrDiag	Q	AXDX				30.35	12.70	346	12.89	1575	14.55	12.61	-1.26	-50.8
Acceleron	Q	XLRN				59.59	32.53	447	45.30	1800	49.03	44.04	-2.89	+6.7
Accenture	N	ACN	2.92	1.9	25	175.64	146.05	2336	155.53	12035	161.21	154.41	-1.92	+1.6
▼AccessNt	Q	ANCX	.68f	3.0	18	30.40	23.06	59	22.45	398	24.75	22.34	-2.00	-19.4
▼AccoBrds	N	ACCO	.24	3.6	11	14.63	6.85	556	6.76	3234	7.22	6.72	-.46	-44.6
Accuray	Q	ARAY				6.15	3.20	699	3.78	2915	4.01	3.74	-.07	-12.1
AcelRx	**Q**	**ACRX**				**5.05**	**1.65**	**1648**	**2.78**	**10987**	**3.46**	**2.75**	**-.58**	**+37.3**
AcerTh rs	**Q**	**ACER**				**34.10**	**11.36**	**41**	**17.88**	**141**	**21.20**	**17.04**	**-2.14**	**+29.1**
▼AcetoCorp	Q	ACET	.04	2.9		11.98	1.40	225	1.39	1268	1.60	1.37	-.07	-86.5
Achaogen	**Q**	**AKAO**				**15.00**	**1.36**	**732**	**1.62**	**7696**	**1.93**	**1.38**	**+.23**	**-84.9**
▼AchvLfS rs	Q	ACHV				32.00	1.32	62	1.45	471	1.57	1.32		-89.2
Achillion	Q	ACHN				4.34	2.33	2043	3.11	8736	3.30	2.96		+8.0
▼AclarisTh n	**Q**	**ACRS**				**26.25**	**7.51**	**1685**	**7.31**	**3208**	**8.49**	**6.86**	**-.95**	**-70.4**
▼AcmeU	A	ACU	.44	3.1	15	25.55	13.50	8	14.35	85	15.37	13.50	-.35	-38.7
AcordaTh	**Q**	**ACOR**			**30**	**36.35**	**15.60**	**467**	**16.18**	**6764**	**19.24**	**15.62**	**-2.45**	**-24.6**
AcornInt rs	N	ATV				38.86	13.50	2	26.27	11	27.06	25.61	+.89	+48.9
ActiniumP	A	ATNM				.87	.33	514	.42	2419	.49	.42	-.04	-37.0
Act TxR n	N	TAXR				23.79	19.69	9	19.90	44	20.60	19.93	-.33	-6.9
ActivsBliz	Q	ATVI	.34f	.7	26	84.68	45.50	7159	47.75	49597	50.22	46.67	+.52	-24.6
Actuant	N	ATU	.04	.2		31.00	21.50	510	23.20	1965	23.91	22.75	-.16	-8.3
Acuity	N	AYI	.52	.4	13	186.99	109.98	410	118.35	2421	120.50	114.81	+.45	-32.8
Acushnet n	N	GOLF	.52	2.3		27.87	17.55	148	22.19	828	23.61	21.86	-1.31	+5.3
AdamasPh	Q	ADMS				44.00	9.03	597	9.30	2075	10.06	9.26	-.68	-72.6
AdamisPh	Q	ADMP				5.10	2.20	441	2.81	1809	3.01	2.71	-.02	-36.1
AdaDvsEq	N	ADX	1.32e	1.5		14.79	12.57	310	13.08	1381	13.60	13.02	-.39	-1.0
▼AdamsNR	N	PEO	1.32e	1.3		21.48	15.56	135	15.55	734	16.19	15.51	-.64	-21.6
AdmRsc	A	AE	.88	2.1		50.33	35.81	3	41.39	12	41.96	38.82	+1.80	-4.9
▼Adaptim n	Q	ADAP				14.63	4.82	372	5.16	3136	6.04	4.82	-.56	-22.8
AddusHmC	Q	ADUS			55	77.82	31.67	193	72.94	915	77.34	72.33	-1.46	+109.6
ADDvtgTch	Q	AEY				2.33	1.21	0	1.29	27	1.31	1.26	-.02	-12.2
Adecaogro	N	AGRO				10.63	6.73	302	7.05	1641	7.34	6.76	-.04	-31.8
AdestoTc n	Q	IOTS				10.80	3.51	124	4.76	619	5.06	4.52	+.12	-26.2
AdialPh n	**Q**	**ADIL**				**5.00**	**1.11**	**4450**	**3.80**	**34102**	**4.33**	**1.80**	**+1.42**	**-6.2**
▼Adient n	**N**	**ADNT**	**1.10**	**6.1**		**84.59**	**18.22**	**1850**	**18.16**	**9837**	**21.17**	**17.80**	**-2.84**	**-76.9**
AdmaBio	Q	ADMA				6.96	2.42	153	4.53	582	4.98	4.38	-.21	+41.1
AdobeInc	Q	ADBE			48	277.61	170.43	12183	230.00	28793	251.75	229.91	-8.00	+31.2
▼Adomani n	Q	ADOM				6.73	.35	1180	.37	1841	.44	.32	-.02	-91.6
AdtalemGl	N	ATGE	.36	.7	27	58.80	41.76	469	51.13	2366	53.50	50.97	-1.63	+21.6
▼Adtran	Q	ADTN	.36	3.1		23.05	11.45	140	11.52	1600	12.26	11.45	-.48	-40.5
AduroBio n	Q	ADRO				9.93	2.47	414	2.74	3937	3.05	2.50	+.06	-63.5
AdvAuto	N	AAP	.24	.1	28	186.15	98.03	969	163.78	5911	168.89	163.40	-3.81	+64.3
AdvDisp n	N	ADSW				27.93	21.50	397	25.65	2057	26.30	25.36	-.36	+7.1
AdvDrainS	N	WMS	.32	1.3	21	33.50	21.70	182	24.48	871	26.35	24.36	-1.27	+2.6
AdvEmis n	Q	ADES	1.00	9.6	2	12.37	7.00	54	10.47	304	10.86	10.27	-.05	+8.4
AdvEnId	Q	AEIS			17	77.99	40.43	350	41.01	1689	43.06	40.65	-.59	-39.2
AMD	Q	AMD				34.14	9.04	84604	19.90	442844	21.14	19.27	+.44	+93.6
Advansx n	N	ASIX				44.44	22.84	126	24.84	852	27.04	24.74	-.30	-41.0
▼Advaxis	**Q**	**ADXS**				**3.58**	**.35**	**3966**	**.24**	**5878**	**.39**	**.22**	**-.14**	**-91.6**
▼AdvClayCv	N	AVK	1.13	8.7		16.50	13.12	216	13.02	933	13.54	13.00	-.26	-18.0
AdverumBi	Q	ADVM				8.59	2.62	389	3.59	1303	4.00	3.55	-.05	+2.6
▼AdSDorWr	N	AADR	.32e	.8		64.00	42.27	25	42.46	266	43.67	41.77	-.69	-27.9
▲AdS Shrt n	Q	DWSH				29.84	24.25	27	29.70	119	29.87	28.26	+1.12	+18.7
AdS Micr n	Q	DWMC				26.52	19.71	0	19.81	1	20.48	19.81	-.40	-19.7
▼AdvS Vice n	Q	ACT				29.50	23.05	14	22.84	26	23.76	22.83	-.40	-12.9
▼AdSNewT n	N	FNG				23.41	16.29	8	16.57	46	17.38	16.29	-.21	-22.8
▼AdvSmCap	N	SCAP				42.75	31.76	1	32.97	3	34.38	31.76	-2.77	-5.8
▼AdvPacFlt	N	FLRT	1.56e			50.64	48.25	0	47.76	0	47.75	47.75	-.51	-3.2
AdvSSage	N	HOLD	.41e	.4		103.68	97.35	2	99.20	17	99.23	99.13	+.01	-.1
AdvNfltMS	N	MINC	1.34e	2.8		48.56	46.31	9	47.42	85	47.60	47.33		-2.0
▼AdvSStarG	N	VEGA				32.34	29.56	0	29.53	9	30.00	29.56	-.57	-4.2
▼AdvDblLine	N	DBLV	.47e	.8		75.63	61.63	5	62.08	17	63.71	61.63	-1.16	-13.1
AdMadGBd	N	FWDB	.73e	3.0		27.29	24.00	1	24.53	4	24.64	24.50	-.08	-5.2
▼AdMadIntl	N	FWDI	.37e	1.5		33.10	24.44	0	24.80	1	25.13	24.44	-.41	-20.2
▼AdMadDm	N	FWDD	.18e	.4		57.19	47.92	1	47.27	3	48.68	47.48	-2.00	-11.6
AdvActBear	N	HDGE				8.58	7.22	244	8.37	1994	8.38	8.02	+.19	+6.8
▼Aecom	N	ACM			10	39.90	27.91	1337	27.91	4825	29.13	27.73	-.67	-24.9
Aegion	Q	AEGN			14	27.36	17.06	119	17.30	965	18.98	17.07	+.07	-32.0
AegleaBio n	Q	AGLE				12.00	4.77	72	7.50	465	8.49	7.40	-.37	+38.6
▼Aegon	N	AEG	.25e	5.3		7.48	4.82	1770	4.75	13175	5.04	4.74	-.33	-24.6
Aegon cap	N	AEH	1.59	6.3		26.52	24.75	108	25.17	424	25.18	24.80	+.25	-2.5
Aegon 6.5	N	AED	1.63	6.4		26.83	24.55	62	25.22	162	25.29	25.01	+.15	-2.8
▼Aegon flt	N	AEB	.77	3.9		25.49	19.12	46	19.43	278	20.21	19.12	-.71	-19.7
▼AehrTest h	Q	AEHR				3.37	1.65	51	1.63	243	1.89	1.57	-.16	-39.9
Aemetis	**Q**	**AMTX**				**3.12**	**.45**	**19**	**.65**	**252**	**.77**	**.55**	**-.10**	**+18.4**
▼AerCap	N	AER			7	58.30	47.60	1038	46.75	6622	49.75	46.68	-3.00	-11.1
▼AeriePhm	Q	AERI				74.75	38.50	477	38.22	2477	42.00	38.08	-1.47	-36.0
Aerocntry	A	ACY			2	17.34	10.26	3	11.52	12	11.69	11.18	-.11	-24.4
▼AerohiveN	N	HIVE				6.50	3.39	600	3.36	1845	3.71	3.35	-.07	-42.4
AerojetR	N	AJRD			70	38.92	24.41	357	35.12	3626	37.48	34.22	+.99	+12.6

Name	Exch. Market	Symbol	Div	Yield	PE	52-week High	Low	Vol 1000s	Friday Last	Vol 1000s	Weekly High	Low	Chg	YTD % Chg
AeroViron	Q	AVAV			35	121.32	41.60	251	75.41	1365	75.90	68.00	+5.60	+34.3
AEtern g rs	**Q**	**AEZS**				**3.92**	**1.12**	**435**	**2.85**	**1920**	**3.73**	**2.81**	**-.82**	**+20.8**
Aethlon rs	Q	AEMD				2.04	.82	102	1.33	605	1.35	1.21	+.07	+17.4
AeviGeno	Q	GNMX				2.65	.83	73	1.21	598	1.24	1.12	+.01	+.8
▼AffilMgrs	N	AMG	1.20	1.3	7	216.99	98.05	1686	95.51	4997	103.92	93.81	-7.53	-53.5
AffimedNV	**Q**	**AFMD**				**7.35**	**1.15**	**1200**	**3.41**	**4921**	**4.07**	**3.28**	**-.59**	**+162.3**
AgeX Th n	**A**	**AGE**				**5.95**	**1.13**	**41**	**3.55**	**612**	**5.05**	**3.00**	**-1.61**	**+31.0**
Agenus	Q	AGEN				6.19	1.54	800	2.42	5341	2.79	2.40	-.21	-25.8
AgileThr h	Q	AGRX				5.18	.23	646	.74	1439	.87	.72	-.06	-72.5
Agilent	N	A	.66f	.9	71	75.11	60.42	1983	69.36	13793	73.04	68.57	-.89	+3.6
Agilysys	Q	AGYS				17.52	10.77	44	15.53	169	16.10	15.01	-.06	+26.5
▼AgiosPhm	Q	AGIO				99.82	50.96	453	51.53	3656	56.83	50.96	-1.64	-9.9
Agnico g	N	AEM	.44		47	49.80	32.18	1170	38.80	7938	40.56	38.37	-1.12	-16.0
▲AgreeRlt	N	ADC	2.22f	3.7	30	63.00	43.74	1028	59.87	4130	63.00	59.43	-2.04	+16.4
▼AgroFresh	Q	AGFS			12	8.75	3.88	250	3.85	1099	4.53	3.80	-.37	-48.0
▼AileronT n	**Q**	**ALRN**				**11.35**	**1.30**	**212**	**1.20**	**604**	**2.09**	**1.12**	**-.77**	**-88.6**
Aimmune n	Q	AIMT				42.00	21.47	461	22.82	2296	24.12	21.86	-.24	-39.7
Air Inds	A	AIRI	.60	64.5		1.95	.84	19	.93	180	1.19	.90	+.01	-45.0
▼AirLease	N	AL	.52f	1.6	4	50.70	34.27	1770	33.28	5716	36.57	33.28	-2.91	-30.8
AirProd	N	APD	4.40	2.8	23	175.17	148.44	994	155.41	5856	160.65	154.04	-1.75	-5.3
AirT Inc	Q	AIRT				44.29	23.00	1	26.68	14	28.60	26.15	-1.82	+8.1
▼AirTrnsp	Q	ATSG			15	27.67	17.06	251	17.56	1883	18.83	17.06	-.23	-24.1
AirMedia	**Q**	**AMCN**				**2.07**	**.20**	**293**	**.21**	**1052**	**.28**	**.21**	**-.03**	**-81.5**
▼Aircastle	N	AYR	1.20f	7.1	6	25.30	17.01	492	16.92	2007	17.92	16.83	-.90	-27.7
Airgain n	Q	AIRG			45	14.17	7.40	13	11.22	232	11.68	10.50	+.23	+24.8
AkamaiT	Q	AKAM			47	83.08	56.31	1512	65.10	7727	68.90	65.05	-1.55	+.1
AkariTh rs	Q	AKTX				5.49	1.62	25	1.77	125	1.86	1.63	-.07	-59.1
AkceaTh n	Q	AKCA				40.75	15.23	148	31.16	626	33.69	30.12	-.55	+79.5
AkebiaTher	**Q**	**AKBA**				**16.03**	**6.68**	**2048**	**7.63**	**10169**	**10.45**	**7.54**	**-.90**	**-48.7**
Akorn Inc	Q	AKRX				33.63	3.54	2696	4.42	19027	4.66	4.09	+.16	-86.3
Akoustis n	Q	AKTS				9.50	3.40	70	5.36	758	5.58	5.20	+.01	-14.0
AlaPw pf Q	N	ALPpQ	1.25	5.2		26.77	23.10	18	24.22	129	24.85	24.08	+.07	-8.9
▼AlamoGp	N	ALG	.44	.6	20	120.58	76.63	76	76.13	343	81.20	75.67	-1.64	-32.6
▼AlamosGld	**N**	**AGI**	**.02**	**.7**		**6.84**	**3.09**	**7762**	**2.97**	**22269**	**3.71**	**2.90**	**-.63**	**-54.4**
Alarm.cm n	Q	ALRM				60.20	33.39	441	53.09	2218	53.76	49.18	+2.45	+40.6
AlaskaAir	N	ALK	1.28	2.1	8	76.06	57.53	2354	62.30	13632	65.62	60.50	-2.64	-15.2
AlaskCom	Q	ALSK			9	2.91	1.37	62	1.50	388	1.59	1.46	-.01	-44.0
AlbnyIn	N	AIN	.68	1.0	26	82.20	57.95	86	67.51	772	70.65	67.25	-.55	+9.9
▼Albemarle	N	ALB	1.34f	1.6	14	138.67	86.75	1720	84.97	5877	92.09	84.01	-3.34	-33.6
AlbertAc n	Q	ALAC				9.78	9.65	1	9.77	661	9.77	9.72	+.01	+1.0
AlbertAc un	Q	ALACU				10.50	9.59		10.03	37	10.07	10.03	-.00	-.2
AlbertAc rt	**Q**	**ALACR**				**.34**	**.22**	**15**	**.25**	**23**	**.28**	**.25**	**-.05**	**-13.8**
Albireo	Q	ALBO				39.87	22.95	76	23.50	283	26.65	23.15	-1.99	-8.2
Alcentra h	Q	ABDC	.72	10.8		9.01	5.58	81	6.66	767	7.05	6.28	+.22	-20.6
▼Alcoa Cp	N	AA			14	62.35	27.85	3359	28.61	15742	29.99	27.85	-.21	-46.9
AlderBioPh	Q	ALDR				20.87	10.45	686	11.11	6027	12.07	10.62	-.72	-3.0
AldeyraTh	Q	ALDX				16.70	6.20	138	9.46	771	9.91	8.90	+.23	+39.1
▼AlexB Inc	N	ALEX	.28	1.5	20	29.23	19.02	221	18.99	1252	19.86	18.80	-.75	-31.5
Alexanders	N	ALX	18.00	5.8		407.19	303.70	2	308.35	13	315.00	304.04	-4.52	-22.1
AlexREE	N	ARE	3.88f	3.2	27	134.37	114.00	793	122.50	4073	127.70	121.03	-3.67	-6.2
AlxRE pfD	N	AREpD	1.75	5.1		37.59	33.12	3	34.37	318	34.72	33.78	+.01	-7.1
AlexcoR g	A	AXU				1.79	.68	218	.79	692	.83	.75	+.02	-50.3
Alexion lf	Q	ALXN			38	140.77	102.10	2119	109.43	9701	118.76	108.86	-6.17	-8.5
AlgonPw n	N	AQN	.51			11.23	9.45	449	10.59	1466	10.96	10.52	-.27	-5.1
Alibaba	N	BABA			40	211.70	130.06	15529	149.00	80019	156.24	145.72	-4.06	-13.6
Alico	Q	ALCO	.24	.7		34.65	25.55	2	32.25	31	33.29	31.95	-.20	+9.3
AlignTech	Q	ALGN			58	398.88	188.57	1207	215.57	5186	226.90	208.99	+5.29	-3.0
AlimerSc h	Q	ALIM				1.38	.74	36	.98	332	1.05	.96		-26.3
Alio Gld rs	A	ALO				3.93	.63	206	.68	570	.74	.67	-.05	-81.4
▲▼AlkalWatr n	Q	WTER				5.56	4.21	181	4.53	1222	5.56	3.91		-7.6
▼Alkermes	Q	ALKS				71.22	32.37	1284	32.82	5404	36.09	32.26	-1.19	-40.0
▲Allakos n	Q	ALLK				65.48	26.00	119	60.70	551	65.48	59.00	-1.93	+94.2
AllegCp	N	Y				659.88	558.50	62	608.03	238	626.45	605.99	-16.45	+2.0
AllegTch	N	ATI				30.25	22.38	1550	23.38	5489	25.65	23.22	-1.53	-3.1
▼AllgnceBc n	Q	ABTX			17	46.85	33.00	48	32.40	372	34.75	32.31	-2.10	-13.9
AllegiantT	Q	ALGT	2.80	2.4	9	181.45	105.21	145	118.44	880	127.38	118.35	-7.88	-23.5
Allegion	N	ALLE	.84	1.0		94.30	73.85	639	86.35	3227	89.39	85.50	-2.11	+8.5
AllegMrg n	Q	ALGR				9.80	9.02	0	9.75	217	9.80	9.74	+.02	+2.2
AllegMr wt	Q	ALGRW												
▼AllegrM rt	**Q**	**ALGRR**				**.46**	**.17**	**0**	**.29**	**67**	**.30**	**.17**	**+.04**	**-21.6**
AllegMrg un	Q	ALGRU				10.40	10.04	0	10.29	3	10.31	10.10	+.03	+2.5
AllenaPh n	**Q**	**ALNA**				**17.56**	**6.13**	**14**	**7.52**	**145**	**9.43**	**7.52**	**-1.74**	**-25.2**
Allergan	N	AGN	2.88	1.9	22	197.00	142.81	3574	148.23	11490	154.55	147.68	-4.19	-9.4
Allergn pfA	N	AGNpA	55.00	10.1		691.53	541.23		543.50					-7.3
Allete	N	ALE	2.24	2.8	24	82.82	66.64	191	80.78	1272	81.67	79.21	-.25	+8.6
AlliCAMun	N	AKP	.70	5.2		14.11	12.49	11	13.41	94	13.46	13.31	+.08	-1.3
▼AlliData	N	ADS	2.28	1.3	10	278.33	174.80	515	173.18	2462	183.70	172.76	-7.26	-31.7
All MMA n	**Q**	**AMMA**				**1.54**	**.15**	**87**	**.19**	**480**	**.23**	**.18**	**-.03**	**-83.3**
AlliBNtlMu	N	AFB	.75	6.2		13.80	11.78	124	12.04	950	12.22	12.00	-.11	-10.1
AllnceRes	Q	ARLP	2.10f	10.7	5	21.90	15.55	401	19.60	1608	19.83	19.41	+.03	-.5
▼AlliBGlbHi	N	AWF	.84	7.9		12.85	10.66	246	10.70	1628	10.84	10.66	-.08	-16.1
AlliBern	N	AB	2.57e	9.8	12	31.24	24.36	695	26.35	4585	27.87	25.88	-1.82	+5.2
AlliantEg s	N	LNT	1.34	3.0	23	46.58	36.84	7159	45.32	13423	46.50	44.95	-.52	+6.4
▼AlliGlCvInc	N	NCV	.78	13.4		7.28	5.82	559	5.80	2105	6.07	5.78	-.16	-17.5
▼AlliGblCv2	N	NCZ	.69	13.7		6.38	5.11	556	5.02	1749	5.31	5.00	-.20	-19.2
▼AlliNFJDv	N	NFJ	1.20	10.6		13.81	11.43	394	11.32	2409	11.78	11.27	-.46	-13.3
AlliGlEqCv	N	NIE	1.52	7.8		23.96	19.29	100	19.42	516	20.04	19.35	-.33	-8.1
▼Allz24Tgt n	N	CBH				9.48	8.25	120	8.22	441	8.47	8.21	-.17	-9.7
AllnzgDI&Cv	N	ACV	2.00	9.3		25.31	20.34	54	21.41	195	22.33	21.41	-.75	-2.0
AlldCap47	N	AFC	1.72	6.8		26.31	25.08	13	25.19	54	25.39	25.12	-.08	-1.1
AldHIPrd rs	Q	AHPI				5.25	1.72		1.97	22	2.00	1.97	-.04	-5.7
AlliedMot	Q	AMOT	.12	.3	39	55.47	28.08	83	47.30	335	51.50	45.44	-3.38	+42.9
Alliqua rs	**Q**	**ALQA**				**5.24**	**1.55**	**27148**	**2.69**	**29007**	**3.35**	**2.05**	**+.47**	**+48.6**
AllisonTrn	N	ALSN	.60	1.4	13	53.76	37.41	1160	43.31	6193	44.16	42.29	-.22	+.6
Allogene n	Q	ALLO				35.55	21.67	552	26.22	2365	28.01	25.51	-.06	+4.9
AllotComm	Q	ALLT				7.32	4.74	18	6.67	403	6.85	6.57	-.02	+25.1
AllscriptH	Q	MDRX				16.13	9.24	4335	10.39	18610	10.47	9.67	+.90	-28.6
▼Allstate	N	ALL	1.84	2.3	12	105.36	80.24	2275	79.30	11091	84.59	78.94	-4.51	-24.3
Allstat pfA	N	ALLpA	1.41	5.8		26.14	23.67	23	24.15	86	24.46	23.97	+.08	-5.7
▼Allstate 53	N	ALLpB	1.28	5.3		27.28	24.01	150	24.10	350	24.66	23.96	-.18	-8.2
Allstat pfD	N	ALLpD	1.66	6.5		27.98	25.27	2	25.49	21	25.53	25.31	+.10	-3.4
Allstat pfE	N	ALLpE	1.66	6.5		27.29	25.27	47	25.39	370	25.44	25.32	+.04	-3.3
Allstat pfF	N	ALLpF	1.56	6.2		27.59	24.80	16	25.17	77	25.33	25.05	+.03	-5.4
▼AllyFincl	N	ALLY	.60	2.6	8	31.29	23.25	4015	23.00	21529	25.01	22.92	-1.76	-21.1
AlmadM n	A	AAU				1.05	.48	229	.64	1104	.69	.63	-.03	-38.0
AlnylamP	Q	ALNY				153.99	63.57	689	77.13	3671	81.04	73.68	+2.75	-39.3
AlphaOmg	Q	AOSL			10	17.96	9.01	68	10.17	563	10.72	9.72	+.23	-37.8
▼AlpUSQVal	N	QVAL	1.35e	5.2		33.51	26.39	6	26.13	45	27.43	26.17	-1.05	-14.9
▼AlpValuIntl	N	IVAL	1.35e	5.3		35.03	25.14	14	25.42	50	26.10	25.14	-.32	-23.1
AlpMoIntQ	N	IMOM				33.00	23.89	2	24.16	23	24.69	24.11	-.43	-20.4
AlpMoUSQ	N	QMOM				34.35	25.01	72	26.03	94	26.89	25.84	-.03	-9.0
▼AlpArcVl n	N	VMOT				31.39	24.83	2	24.72	52	25.25	24.70	-.32	-14.7
AlphaPro	A	APT			18	4.13	3.15	24	3.67	97	3.75	3.50	+.07	-8.4
Alphabet C	Q	GOOG			26	1273.89	980.64	1683	1042.10	9168	1081.65	1023.29	+5.52	-.4
Alphabet A	Q	GOOGL			32	1291.44	984.00	1807	1051.71	8665	1091.73	1033.00	+5.13	-.2
Alphatc rs	Q	ATEC				4.21	2.31	44	2.51	376	2.63	2.40	-.11	-5.6
AlpImmu n	Q	ALPN				11.74	4.51	9	4.80	84	5.13	4.71	+.01	-57.1
AlpTotDiv	N	AOD	.69	8.0		10.03	8.73		8.61					-9.1
AlpsETF	N	GRI	1.52e	3.5		47.47	40.28	1	43.75	6	44.43	43.54	-.73	-2.6
AlpsEqSect	N	EQL	1.83e	2.7		73.82	65.11	3	67.08	26	68.70	66.65	-1.01	-3.5
AlpDisrTc n	N	DTEC				30.48	24.01	7	24.98	83	25.80	24.80	-.13	-.9
AlpBzSoMed	N	BUZ				39.28	30.28	1	32.94	4	34.14	32.86	-.38	+2.8
▼AlpsRivFlex	N	RFFC				36.59	30.68	16	30.32	91	31.57	30.22	-.67	-12.7
▼Alps RivDiv	N	RFDA				34.12	29.14	13	29.25	89	30.13	29.14	-.44	-7.7
AlpRvrCare	N	RFCI				26.24	23.46	36	23.65	130	23.73	23.61	-.01	-4.3
AlpRivUncn	N	RFUN				26.21	24.17	1	24.40	25	24.49	24.24	+.12	-6.3
AlpSprtJG	N	SGDJ				34.60	21.30	9	22.54	44	23.04	22.39	-.26	-32.9
▼AlpMedBrk	N	SBIO				39.61	30.96	52	31.17	270	32.64	30.96	-.48	-4.9
AlpSprotG	N	SGDM	.12e	.7		22.54	14.69	17	16.40	125	16.77	16.14	-.02	-20.8
▼AlpWkplEq	N	EQLT	.42e	1.2		40.00	34.43	0	34.39	7	35.25	34.40	-.71	-5.1
AlpEDvDg	N	EDOG	.73e	3.5		27.38	20.08	31	20.72	98	20.99	20.57	-.36	-18.5
AlpAlerEn	N	ENFR	1.35e	6.9		24.16	19.24	54	19.69	303	20.14	19.28	-.26	-14.7
▼AlpIntDvDg	N	IDOG	1.47e	6.0		30.26	24.14	94	24.45	726	24.95	24.14	-.12	-14.7
▼AlpBarr400	N	BFOR	.25e	.7		46.25	37.26	9	36.99	55	38.53	36.93	-.87	-11.0
AlpRivStInc	N	RIGS	.30e	1.2		25.39	24.10	20	24.26	142	24.34	24.14	+.13	-3.5
▼AlpsDvDog	N	SDOG	1.40e	3.4		49.27	41.45	176	41.74	930	42.73	41.45	-.69	-8.9
AlpAlerMLP	N	AMLP	1.35e	14.2		11.89	9.01	28606	9.50	146165	9.71	9.21	+.04	-12.0
▼AltaMesa n	**Q**	**AMR**				**10.79**	**1.30**	**1460**	**1.25**	**6778**	**1.62**	**1.25**	**-.33**	**-87.4**
Altaba	Q	AABA				82.45	55.76	7896	62.01	37754	64.00	60.82	-1.00	-11.2
Altair A n	Q	ALTR				43.99	20.61	299	27.40	1123	30.37	27.35	-1.86	+14.5
Alteryx n	N	AYX				67.40	23.95	787	64.42	4215	64.89	58.64	+5.03	+154.9
Altice n	N	ATUS				22.60	14.50	1836	17.67	15082	18.65	17.45	-.57	-7.4
AltisrcAst	A	AAMC				87.70	39.71	2	47.46	53	50.00	42.33	-2.50	-41.8
Altisrce n	**Q**	**ASPS**			**1**	**37.86**	**21.05**	**130**	**21.46**	**547**	**24.25**	**21.15**	**-2.49**	**-23.4**
▼AltraIndlM	Q	AIMC	.68	2.6	15	53.70	26.64	615	26.18	3904	28.38	26.05	-.98	-48.1
▼Altria	N	MO	3.44f	6.5	17	74.38	52.73	9318	52.73	48268	54.89	52.45	-1.45	-26.2
AltusMid	**Q**	**ALTM**				**10.39**	**7.33**	**392**	**8.73**	**1493**	**10.20**	**7.94**	**+.89**	**-10.1**
▼AlumChina	N	ACH				19.41	8.30	39	8.57	268	8.96	8.30	-.15	-52.2
▼ATrFn pfA	N	AFSIpA	1.69	12.1		22.00	11.56	31	14.00	157	14.50	11.56	+1.17	-32.0
AmTrF pfB	N	AFSIpB	1.81	12.9		22.82	11.16	34	14.00	147	14.68	12.11	+.54	-36.0
▼AmTrF pfC	N	AFSIpC	1.91	13.4		23.80	12.80	7	14.26	124	16.00	12.80	+.26	-36.6

Continued on **next page**

NYSE, NYSE American and Nasdaq Exchanges

Continued from **previous page**

Name	Exch. Market	Symbol	Div	Yield	PE	52-week High	52-week Low	Vol 1000s	Friday Last	Vol 1000s	Weekly High	Weekly Low	Chg	YTD % Chg
▼AmTrF pf F	N	AFSIpF				21.33	12.03	95	13.80	673	14.58	12.03	+.95	-32.8
▼AmTrF pfE	N	AFSIpE				23.45	12.84	26	14.40	215	15.15	12.84	+.79	-37.2
▼AmTrFn 7.5	N	AFST				26.05	16.53	35	17.85	236	19.50	16.53	-1.65	-31.1
AmTrFn 55	N	AFSS	1.81	10.3		25.41	16.25	23	17.50	188	19.23	16.97	-1.67	-30.0
AmTrF pfD	N	AFSIpD	1.88	13.5		22.74	12.69	52	13.94	343	14.62	12.72	+.23	-37.2
AmalBk n	Q	AMAL			48	22.97	16.00	85	18.50	377	20.03	18.33	-1.24	+12.1
Amarin	Q	AMRN				23.34	2.35	3341	16.06	19990	17.25	16.00	-.85	+300.5
Amazon	Q	AMZN				2050.50	1157.00	6332	1591.91	32570	1704.99	1585.00	-37.22	+36.1
AmbacFin	Q	AMBC			4	23.34	13.96	363	15.85	2348	16.53	15.75	-.56	-.8
Ambarella	Q	AMBA				66.23	30.00	410	37.61	2924	40.48	37.41	-.48	-36.0
AmberRd	N	AMBR				10.41	6.71	74	8.24	493	8.45	8.06	-.09	+12.3
Ambev	N	ABEV	.05e	1.2	6	7.43	3.86	16124	4.04	101805	4.19	3.96	-.04	-37.5
▼Amdocs	Q	DOX	1.00	1.7	16	71.72	58.92	798	59.56	6905	60.88	58.92	-.73	-9.0
Amedisys	Q	AMED			53	140.91	49.80	557	124.24	2510	135.54	124.18	-6.06	+135.7
AMERCO	Q	UHAL	2.00e		18	386.64	316.00	60	344.49	259	353.17	335.25	+4.41	-8.8
Ameren	N	AEE	1.90f	2.7	25	70.95	51.89	1433	69.81	5794	70.94	69.30	-.13	+18.3
Ameresco	N	AMRC			23	16.59	7.65	95	15.25	445	15.49	14.45	+.57	+77.3
▼AmeriHld n	Q	AMRH				13.50	.24	413	.23	1919	.26	.21	-.02	-92.5
AFMulti	Q	ATAX	.50	8.9	11	6.50	5.17	64	5.60	234	5.78	5.56	-.05	-7.4
AMovilL	N	AMX	.17e	1.2	21	19.91	12.00	1747	14.20	13996	14.42	13.47	+.36	-17.2
AmMovl A	N	AMOV				19.87	12.09	15	14.02	33	14.13	13.31	+.33	-17.6
AmCarM	Q	CRMT			14	89.85	42.20	54	70.61	325	73.64	66.26	+2.46	+58.1
AmAirlines	Q	AAL	.40	1.2	5	59.08	30.24	8557	32.41	43318	34.81	32.08	-1.16	-37.7
AmAssets	N	AAT	1.08f	2.6	97	42.85	30.62	151	41.71	1129	42.24	40.94	-.21	+9.1
▼AmAxle	N	AXL			3	19.63	10.82	1677	11.27	9402	11.81	10.82	-.06	-33.8
▲AmCampus	N	ACC	1.84	4.2	56	44.11	34.52	709	43.39	3773	44.11	42.83	-.34	+5.8
AEagleOut	N	AEO	.55	3.0	12	29.88	16.14	7530	18.18	45444	20.16	18.00	-.64	-3.3
▲AEP	N	AEP	2.68f	3.3	19	80.67	62.71	2826	80.01	13269	81.05	78.11	+.69	+8.8
AmElTech	Q	AETI				2.53	.40	317	.89	3071	1.19	.80	-.22	-40.7
AEqInvLf	N	AEL	.28f	1.0	12	38.56	27.06	286	29.22	2096	30.77	29.13	-1.50	-4.9
AmExp	N	AXP	1.56	1.5	16	114.55	87.54	5245	105.70	22023	108.73	103.50	-.98	+6.4
AmFinTr n	Q	AFIN	1.10	8.4		18.50	12.00	398	13.12	2124	14.19	12.82	-.37	-12.5
▼AFnclGrp	N	AFG	1.60f	1.8	11	121.69	91.56	625	91.42	2365	95.27	90.42	-3.77	-15.8
▼AFnclGp 54	N	AFGE	1.56	6.3		26.63	24.81	30	24.60	91	25.33	24.60	-.20	-6.2
▼AFnclGp 55	N	AFGH	1.50	6.2		26.97	24.71	36	24.27	77	25.27	24.18	-.91	-7.4
AHm4Rent	N	AMH	.20	1.0		23.34	18.39	955	20.62	5690	21.04	20.37	-.32	-5.6
▼AHm4Rn pfD	N	AMHpD	1.63	7.2		27.53	22.48	46	22.53	154	23.41	22.48	-.37	-17.7
▼AHm4R pfE	N	AMHpE	1.59	7.3		27.50	21.94	26	21.92	108	23.12	21.81	-.73	-18.2
▼AH4Rn pfG	N	AMHpG	1.47	7.1		25.83	20.36	12	20.72	32	22.00	20.25	-.49	-17.7
▼AHm4R pfF	N	AMHpF				26.25	20.63	6	20.33	127	21.72	20.30	-.55	-20.5
▼AmIntlGrp	N	AIG	1.28	3.4		65.05	36.16	8156	37.49	51203	38.30	36.16	-.09	-37.1
▼AMidstrm	N	AMID	.41	8.2		15.25	4.58	366	5.01	1096	5.05	4.58	+.18	-62.5
▼AmerNtl	Q	AMNB	1.00	3.1	13	42.85	31.63	7	32.18	44	33.38	31.63	-1.58	-16.0
AmNatIns	Q	ANAT	3.28	2.7	17	134.03	112.89	36	123.15	160	126.22	121.00	-.83	-4.0
AmOutBr	Q	AOBC			34	15.95	8.32	850	12.73	6177	14.17	12.64	-1.36	-.9
AmPubEd	Q	APEI			20	46.15	23.15	74	29.02	494	30.39	28.27	+.01	+15.8
AmrRlty	N	ARL			9	21.57	11.70	2	13.02	13	15.25	13.02	-2.43	+1.3
▼AmRenAs n	N	ARA				24.07	13.92	257	13.51	672	16.62	13.30	-2.21	-22.4
▼AmrRvr	Q	AMRB	.20	1.7	22	17.50	11.90	2	12.06	25	15.00	11.90	-2.74	-20.9
AmShrd	A	AMS			12	3.95	2.25	18	2.50	55	2.56	2.39	+.08	-3.7
ASoft If	Q	AMSWA	.44	4.4	29	18.94	9.82	61	9.94	353	10.71	9.89	-.40	-14.5
▲AmStsWtr	N	AWR	1.10f	1.6	42	69.10	50.06	239	69.19	1030	69.61	65.75	+2.92	+19.5
▲AmSupr rs	Q	AMSC				12.14	3.14	281	11.62	1507	12.14	10.51	+.92	+220.1
AmTower	N	AMT	3.36f	2.0	63	168.58	130.37	2193	166.60	12272	167.64	162.75	+.17	+16.8
▼AVangrd	N	AVD	.08	.5	87	24.00	14.60	59	15.68	491	15.99	14.60	+.69	-20.2
AmWtrWks	N	AWK	1.82	1.9	42	98.18	76.04	1282	97.14	6249	98.14	95.75	-.66	+6.2
AWoodmk	Q	AMWD			16	148.44	55.03	149	58.65	952	62.14	57.00	-2.95	-55.0
▲AmercldR	N	COLD				28.04	23.28	1288	27.10	17363	28.04	27.00	-.76	
▼Amerigas	N	APU	3.80	13.6	23	48.37	26.36	659	27.85	5749	32.37	26.36	-4.62	-39.8
▼Ameriprise	N	AMP	3.60	3.3	9	183.90	110.38	1168	110.19	7169	115.95	109.87	-5.63	-35.0
▼AmerisBc	Q	ABCB	.40	1.2	12	59.05	34.61	317	34.02	1494	37.81	33.93	-3.42	-29.4
Amerisafe	Q	AMSF	.88a	1.5	22	67.96	52.00	77	60.27	460	64.57	59.07	+1.23	-2.2
AmrSvFin	Q	ASRV	.08	2.0		4.55	3.95	14	4.10	118	4.16	4.09	+.01	-1.2
AmSvFn pf	Q	ASRVP	2.11	7.5		33.90	26.50		28.25	5	29.00	27.50	-.75	-2.6
AmeriBrgn	N	ABC	1.60f	2.0	9	106.27	77.28	1562	78.97	6408	84.98	78.77	-5.35	-14.0
▼AmesNatl	Q	ATLO	.92	3.6	16	32.15	25.71	13	25.70	53	27.32	25.70	-1.19	-7.7
Ametek	N	AME	.56f	.8	29	81.92	64.91	1208	70.39	8507	73.87	69.24	-.46	-2.9
Amgen	Q	AMGN	5.80f	3.0	17	210.19	163.31	2980	192.07	15557	199.44	188.19	+.63	+10.4
AmicusTh	Q	FOLD				17.62	9.65	1207	10.51	10310	11.09	9.82	+.59	-27.0
▼AmiraNatF	N	ANFI				4.49	.41	187	.41	830	.53	.40	-.12	-90.2
AmkorTch	Q	AMKR			5	11.68	5.72	817	6.37	4418	6.63	6.12	+.20	-36.6
Ampco	N	AP				15.65	3.55	75	3.79	246	4.04	3.69	-.11	-69.4
Amphastar	Q	AMPH				22.74	14.40	175	20.32	1103	22.27	20.22	-1.67	+5.6
Amphenol	N	APH	.92	1.1	32	97.56	80.42	867	83.24	7413	86.96	83.01	-.11	-5.2
AmpioPhm	A	AMPE				4.95	.35	1194	.40	12515	.64	.36	-.23	-90.2
AmpOnRt ef	Q	IBUY				54.55	39.49	35	42.66	293	44.46	42.51	-.03	+4.4
AmpDivOpt	N	DIVO				31.01	27.15	6	27.74	12	28.55	27.74	-1.06	-4.3
▼Ampliph rs	A	APHB				2.05	.19	285	.18	1829	.24	.18	-.03	-82.0
Amrep	N	AXR				9.88	6.24	1	6.99	15	7.21	6.88	+.15	-.4
AmtechSys	Q	ASYS				11.53	4.25	154	4.44	480	5.30	4.33	-.68	-55.9
Amyris rs	Q	AMRS				9.29	3.19	1075	4.09	4043	4.59	3.98	-.25	+9.1
Anadarko	N	APC	1.20f	2.4	18	76.70	47.37	3950	50.95	28883	53.88	49.32	-.81	-5.0
AnalogDev	Q	ADI	1.92	2.2	22	103.59	76.62	2941	87.27	12528	91.04	86.00	+.85	-2.0
Anaptys n	Q	ANAB				134.00	62.56	255	68.46	1134	74.95	68.31	-3.52	-32.0
Anavex rs	Q	AVXL				4.35	1.85	280	2.01	1046	2.22	1.98	-.14	-37.6
Andeavor	N	ANDV	2.36	1.5	23	163.19	89.58		153.50					+34.2
AndeavLog	N	ANDX	4.12	11.5	16	55.21	33.78	1610	35.81	4195	36.42	33.88	+1.45	-22.5
Andersons	Q	ANDE	.66	2.2	28	41.70	29.86	71	30.53	409	32.82	30.04	-.39	-2.0
▼Anf DvAlt n	N	DALT				10.90	9.39	7	9.41	47	9.65	9.37	-.24	-7.4
AngioDyn	Q	ANGO			27	24.49	15.16	120	20.99	608	21.90	20.46	+.21	+26.2
▲AngloGldA	N	AU				12.03	7.08	2814	11.85	16664	12.03	10.97	+.57	+16.3
▼ABInBev	N	BUD	3.19e	4.6	17	117.06	69.23	1268	69.70	11254	72.87	69.23	-1.07	-37.5
AnikaTh	Q	ANIK			14	69.81	28.54	123	30.23	701	32.80	30.13	-1.37	-43.9
Anixter	N	AXE			13	88.85	56.25	152	57.08	740	60.14	56.65	-1.22	-24.9
Annaly	N	NLY	1.20e	11.7	11	12.37	9.70	19153	10.22	69283	10.24	10.00	+.06	-14.0
Annaly pfC	N	NLYpC	1.91	7.6		25.99	24.27	7	25.10	60	25.30	25.06	-.08	-1.5
Annaly pfD	N	NLYpD	1.88	7.5		25.81	24.06	40	25.09	135	25.10	25.00	+.09	-1.1
▼Annaly pfG	N	NLYpG	1.63	7.0		24.86	22.60	69	23.18	379	23.56	22.60	-.36	-6.5
Annaly pfF	N	NLYpF				26.14	24.54	85	24.58	556	24.85	24.55	-.17	-4.8
Ansys	Q	ANSS			40	190.45	140.78	458	149.71	2595	161.40	149.55	-2.66	+1.4
AntaresP	Q	ATRS				3.93	1.75	1024	3.02	4120	3.29	3.00	-.16	+51.8
▼Antero n	N	AMGP	.45e	3.2		22.39	14.07	1121	14.12	3628	14.66	14.00	-.34	-28.4
AnteroMid	N	AM	1.76f	6.5	21	34.53	24.20	1520	27.02	3463	28.21	26.50	-.21	-7.0
▼AnteroRes	N	AR	1.00	8.8	24	22.69	11.96	5810	11.31	27481	13.12	11.23	-1.44	-40.5
Anthem	N	ANTM	3.00	1.1	16	300.57	215.52	1307	275.58	7346	282.97	270.36	-4.95	+22.5
Anworth	N	ANH	.60	13.2	12	5.76	4.20	701	4.54	2189	4.60	4.46	+.02	-16.5
Anwrth pfA	N	ANHpA	2.16	8.4		27.49	25.15	0	25.59	2	25.90	25.59	-.02	-3.2
Anwrth pfB	N	ANHpB	1.56	6.4		28.25	22.26		24.43	1	24.92	24.40	+.02	-11.0
Anwrth pfC	N	ANHpC	1.91	7.7		25.59	24.46	2	24.82	17	24.91	24.77	+.05	-1.4
Aon plc	N	AON	1.60	1.0	50	166.55	130.87	957	153.83	5442	161.56	153.10	-4.90	+14.8
▼Apache	N	APA	1.00	3.3	19	50.03	29.88	6897	30.24	32626	32.92	29.88	-2.77	-28.4
▲AptInv	N	AIV	1.52	3.2	27	47.66	37.97	1711	47.17	8472	47.66	46.22	+.09	+7.9
AptInv pfA	N	AIVpA	1.72	6.6		27.75	25.17	1	25.96	8	25.96	25.45	+.14	-5.3
Apellis n	Q	APLS				32.00	11.45	246	18.69	1461	19.02	16.93	+.96	-13.9
Aphria n	N	APHA				13.45	3.75	6912	5.60	42514	6.29	4.85	+.37	-54.3
▼ApogeeE	Q	APOG	.63	2.0	11	51.33	32.32	255	31.95	1207	34.58	31.90	-2.49	-30.1
ApolloCRE	N	ARI	1.84	9.9	12	19.57	17.56	719	18.66	4507	18.93	18.46	-.03	+1.1
ApoCRE pfC	N	ARIpC				25.88	24.51	26	24.76	79	25.07	24.76	-.24	-4.1
ApollEnd rs	Q	APEN				9.65	3.14	17	4.03	160	4.31	3.80	+.02	-28.0
▼ApolloGM	N	APO	1.95e	8.0	8	37.35	24.60	970	24.28	12227	26.44	23.99	-1.81	-27.5
▼ApollG pfA	N	APOpA	1.59	7.2		26.40	22.13	42	21.95	264	22.89	21.81	-.55	-16.5
▼ApolG pfB	N	APOpB	1.59	7.3		25.55	22.10	60	21.91	341	22.73	21.70	-.58	-11.8
Apollol 43	N	AIY	1.72	6.8		26.70	24.96	4	25.22	30	25.31	25.10	+.17	-3.3
▼ApolIInv rs	Q	AINV				18.00	14.45	353	14.24	2657	15.18	14.22	-.81	-16.1
ApolMed n	Q	AMEH				30.00	10.00	44	17.07	135	19.12	16.63	-.68	-28.9
▼ApollSrFlt	N	AFT	1.08a	7.5		18.69	14.73	199	14.48	581	14.92	14.39	-.07	-10.7
▼ApolloTact	N	AIF	1.20a	8.5		15.96	14.41	139	14.04	423	14.74	13.96	-.41	-10.9
AppFolio n	Q	APPF				91.49	37.56	82	60.24	465	62.96	59.27	+.17	+45.2
Appian A n	Q	APPN				43.61	19.62	409	26.73	2186	30.51	26.30	-1.73	-15.1
▼AppHReit n	N	APLE	1.20	7.6	24	20.19	15.42	1448	15.70	8133	15.91	15.42	+.06	-19.5
Apple Inc	Q	AAPL	2.92	1.8	17	233.47	150.24	40608	165.48	235191	172.57	163.33	-3.01	-2.2
ApplRecy h	Q	ARCI				1.68	.52	35	.53	1125	.63	.52	-.02	-49.5
▼ApldDNA	Q	APDN				2.80	.98	312	.90	1203	1.17	.86	-.15	-43.4
▼AppGenTc	Q	AGTC				7.50	3.32	341	3.25	2711	6.87	3.21	-3.25	-9.7
▼ApldIndlT	N	AIT	1.20	2.1	15	82.35	57.63	135	57.11	647	60.47	56.82	-2.53	-16.1
ApldMatl	Q	AMAT	.80	2.5	9	62.40	30.53	10805	32.65	59176	35.38	32.63	-.99	-36.1
▼ApldOptoel	Q	AAOI			16	50.30	17.95	934	17.60	2812	20.32	17.55	-1.54	-53.5
▼Approach	Q	AREX			4	4.21	1.16	341	1.18	1756	1.37	1.16	-.05	-60.1
Apptio n	Q	APTI				41.36	21.88	554	37.84	14108	37.94	37.70	-.19	+60.9
ApricusB rs	Q	APRI				3.34	.25	1495	.28	4637	.35	.27	-.01	-84.8
Aptargrp	N	ATR	1.36f	1.4	29	112.31	79.97	187	100.34	935	101.27	98.22	+.57	+16.3
▼AptevoTh n	Q	APVO				6.35	1.92	87	1.95	410	2.24	1.92	-.25	-54.0
Aptinyx n	Q	APTX				32.25	17.35	85	22.11	374	22.99	20.00	+.76	+9.5
▼Aptiv	N	APTV	.22	.3	13	103.23	64.89	1753	65.95	12125	68.52	64.89	-1.14	-22.3
AptoseB g	Q	APTO				4.55	1.68	224	2.26	1162	2.45	2.06	+.16	+.8
AquaAm	N	WTR	.88	2.4	27	39.55	32.09	389	35.78	3289	35.96	34.79	+.39	-8.8
AquaMetal h	Q	AQMS				4.22	1.42	468	1.81	1713	2.14	1.75	-.26	-15.0
▼AquaB Tc n	Q	AQB				9.99	2.11	16	2.15	122	2.46	2.11	-.29	-38.9
Aquantia n	N	AQ				18.49	7.08	209	8.68	958	9.44	8.62	-.16	-23.4
Acquavnt n	N	WAAS				20.49	11.83	59	18.51	417	18.94	17.52	+.45	+19.3
▼AquestTh n	Q	AQST				20.70	7.47	88	7.39	510	8.88	7.33	-.86	-54.0
AquinoxPh	Q	AQXP				16.90	1.96	57	2.29	330	2.37	2.25	-.01	-80.5
ArQule	Q	ARQL				7.21	1.27	614	3.22	5777	3.63	3.20	-.36	+95.2
▼Aradigm h	Q	ARDM				7.35	.45	152	.47	5020	1.25	.44	-.08	-93.0
▼Aramark	N	ARMK	.42e	1.3	14	46.09	30.78	6386	32.08	39482	36.46	30.78	-4.38	-24.9
AratanaTh	Q	PETX				7.16	3.67	255	6.15	1202	6.52	6.11	-.27	+16.9
▼Aravive rs	Q	ARAV				15.30	4.01	16	4.42	237	4.88	4.01	-.18	-66.5
ArborRT	N	ABR	1.08f	9.4	8	12.79	7.89	841	11.46	6420	11.86	11.44	-.34	+32.6
Arbor prA	N	ABRpA	2.06	8.1		26.32	24.81	1	25.45	10	25.50	25.20	+.15	+.4
ArborR pfB	N	ABRpB	1.94	7.7		25.80	24.57		25.30	3	25.71	25.22	-.30	-1.0
ArborR pfC	N	ABRpC	2.13	8.3		26.55	25.16	5	25.69	12	25.91	25.59	-.01	-1.9
ArbutusB g	Q	ABUS				12.60	4.01	215	4.38	856	4.68	4.31	-.02	-13.3
ArcBest	Q	ARCB	.32	.9	9	51.45	29.40	187	35.00	1164	37.16	34.74	-.75	-2.1
ArcadB rsn	Q	RKDA				66.56	3.50	77	3.90	1684	4.75	3.75	-.15	-29.1
▼ArcelorM rs	N	MT	.10p		5	37.50	21.05	1749	21.65	12278	22.51	21.05	+.05	-33.0
ArchCap s	Q	ACGL			14	31.59	25.71	1295	26.86	5478	28.00	26.66	-.88	-11.2
▼ArchCap pfF	Q	ACGLO	1.36	6.5		25.84	20.92	75	21.07	338	21.54	20.85	-.07	-16.9
▼ArchC pfE	Q	ACGLP	1.31	6.4		25.25	20.31	62	20.43	403	21.05	20.26	+.03	-18.7
ArchCoal	N	ARCH	1.60	1.9	6	102.61	75.09	285	83.74	1191	87.96	82.73	-.95	-10.1
ArchDan	N	ADM	1.34	3.0	18	52.06	39.28	3485	44.61	22790	45.69	43.79	+.15	+11.3
Archrock	N	AROC	.53	6.1	12	13.75	8.25	1848	8.61	5936	9.56	8.49	-.69	-18.0
ArchrkPtrs	Q	APLP	1.14	7.5		15.71	11.23		15.30					+28.5
▼Arcimoto n	Q	FUV				5.48	1.90	86	2.15	231	2.39	1.55	-.03	-46.4
ArcoPlat n	Q	ARCE				25.59	20.20	39	21.50	268	24.03	20.68	-2.03	-8.5
Arconic	N	ARNC	.24	1.2		31.17	16.47	6389	19.74	23396	20.67	19.48	-.55	-27.6
Arconic pf	A	ARNCp	3.75	4.3		92.00	80.51	8	87.65	12	88.50	86.00	+1.44	+2.1
ArcosDor	N	ARCO				10.50	6.05	608	8.00	2558	8.34	7.81	-.02	-22.7
Arcosa n	N	ACA				34.92	22.20	533	24.37	2503	26.44	23.40	-1.96	-11.4
ArcturusT rs	Q	ARCT				10.45	4.78	6	5.55	83	6.18	5.07	+.06	-30.2
ArcusBio n	N	RCUS				19.67	9.50	236	12.54	1307	13.39	11.83	+.38	-27.1
▼Ardaugh n	N	ARD	.56	4.8		21.82	11.18	78	11.73	1208	12.68	11.18	-.78	-44.4
▼Ardelyx	Q	ARDX				8.10	2.15	389	2.15	1585	2.58	2.03	-.18	-67.4
ArdmoreSh	N	ASC				8.75	5.30	178	5.71	992	6.41	5.69	-.42	-28.6
ArenaPh rs	Q	ARNA				50.05	29.52	468	41.09	2434	43.85	38.82	+.54	+21.0
AresCap	Q	ARCC	1.56	9.7	8	17.63	15.03	2610	16.02	16790	16.73	15.82	-.17	+1.9
AresCmcl	N	ACRE	1.24f	8.7	13	14.77	11.96	109	14.18	835	14.39	13.90	+.15	+9.9
▼AresDyCr	N	ARDC	1.40	9.9		16.73	14.37	157	14.14	650	14.80	14.12	-.33	-13.9
AresMgmt	N	ARES	1.05e	4.8	17	25.95	18.40		22.12					+10.6
Argan	N	AGX	1.00	2.5	10	47.76	34.90	125	39.61	949	42.00	39.34	-2.40	-12.0
Argenx n	Q	ARGX				111.43	41.48	131	101.96	572	103.75	98.53	+.35	+61.5
ArgoGp42	N	ARGD	1.63	6.5		25.51	24.82	3	25.03	14	25.09	24.96	+.03	-1.0
▲ArgoGpInt	N	ARGO	1.08b	1.6	14	70.00	49.65	148	67.09	574	70.00	66.48	-2.28	+25.1
AridisPh n	Q	ARDS				13.85	7.59	2	9.60	43	11.00	7.62	+1.06	-26.2
AristaNetw	N	ANET			33	313.37	210.55	629	220.41	3052	236.34	219.71	-4.68	-6.4
ArkInnova	N	ARKK				49.87	36.36	222	41.77	1509	44.05	41.46	-.33	+12.6
ArkIndInno	N	ARKQ				37.47	30.70	15	31.78	148	32.88	31.35	-.08	-3.5
ArkGenom	N	ARKG				34.69	23.81	214	27.25	543	29.08	27.10	-.65	+11.3
ArkWebX.O	N	ARKW	.94p	.7		59.98	45.20	44	51.33	615	53.93	50.87	-.12	+11.4
▼Ark 3dPr n	N	PRNT				27.21	20.50	15	20.33	43	21.55	20.33	-.87	-16.6
Ark IsrTc n	N	IZRL				22.32	18.97	17	20.01	30	20.84	19.99	-.56	-1.7
▼ArkRst	Q	ARKR	1.00	4.8	78	29.49	19.66	1	20.95	13	23.24	19.66	-1.33	-22.5
ArlingAst	N	AI	1.50	17.9		12.67	8.08	391	8.36	1479	8.47	8.16	-.04	-29.0
ArlingAst23	N	AIW	1.66	7.1		24.75	23.10	1	23.47	5	23.54	23.33	-.13	-3.9
▼ArlingAst25	N	AIC	1.69	7.5		24.85	22.26	2	22.59	14	23.14	22.26	-.61	-6.8
ArlAsst pfB	N	AIpB	1.75	7.2		25.05	22.97	0	24.18	6	24.35	23.58	+.36	-3.0
ArmadaHof	N	AHH	.80	5.3	40	16.17	12.73	180	15.23	990	15.32	14.88	+.04	-1.9
ArmrR pfA	N	ARRpA	2.06	8.1		25.79	23.71	6	25.39	12	25.61	25.35	+.04	-.2
ArmrR pfB	N	ARRpB	1.97	7.9		25.25	24.09	15	24.88	48	25.03	24.83	+.13	-.6
ArmourR rs	N	ARR	2.72	12.5	6	26.50	20.15	672	21.71	3387	22.24	21.65	-.21	-15.6
ArmsFloor	N	AFI			38	20.46	12.03	68	13.40	561	14.43	13.36	-.96	-20.8
ArmstrWld	N	AWI	.17m		13	73.45	54.45	591	60.75	2454	65.30	60.46	-3.72	+.3
Arotech	Q	ARTX			12	4.15	2.47	57	2.63	295	2.75	2.52	-.05	-25.9
ArrayBio	Q	ARRY				20.21	10.54	2420	15.97	10841	16.34	14.82	+.76	+24.8
ArrisIntl	Q	ARRS			35	31.06	21.55	2560	30.69	23691	30.89	30.68	-.08	+19.5
▼ArrwDJYld	N	GYLD	1.59e	9.9		19.24	13.89	8	16.08	75	16.36	13.89	-.03	-10.6
ArrowEl	N	ARW			10	87.26	64.04	395	70.41	2879	73.51	70.08	-1.31	-12.4
ArrowFn	Q	AROW	1.04b	3.3	13	38.98	29.91	19	31.98	126	34.56	31.74	-1.95	-3.0
ArrCountR n	Q	DWCR				33.04	26.11		26.34	1	26.40	26.25	+.23	-12.8
▼ArwQVMEq	N	QVM				30.15	25.70	45	24.97	45	25.05	25.01	-.81	-9.9
▼ArwDWATc	Q	DWAT	.09e	.8		12.84	9.97		10.80	1	10.80	9.97	+.07	-7.2
ArrowPhm	Q	ARWR				22.39	3.01	1272	14.32	8473	15.47	12.89	+1.19	+289.1
Arsanis n	Q	ASNS			4	28.69	1.15	684	3.74	10046	4.79	3.21	+.25	-70.7
ArtesRes	Q	ARTNA	.97f	2.6	25	41.92	32.00	9	37.46	54	37.96	37.00	-.03	-2.9
▼ArtisanPtr	N	APAM	2.40a	10.3	14	41.45	23.61	627	23.31	2783	24.75	23.05	-1.15	-41.0
ArtsWay	Q	ARTW	.05	2.2		5.45	2.05	10	2.25	81	2.56	2.25	-.02	-24.6
Arvinas n	Q	ARVN				21.25	13.70	90	14.20	352	17.40	14.00	-2.39	-11.5
AskanoG g	A	AKG				1.38	.43	115	.69	785	.76	.67	-.04	-2.8
AsburyA	N	ABG			9	77.75	58.60	277	66.31	1216	66.81	62.40	+1.96	+3.6
AscenaRtl	Q	ASNA				5.29	1.79	3266	2.47	29396	3.63	2.42	-.54	+5.1
Ascendis n	Q	ASND				76.99	36.07	90	65.23	380	66.39	60.49	+.52	+62.8
▼AscentCap	Q	ASCMA				12.79	.60	83	.63	469	.83	.60	-.14	-94.5
▼AshfordHT	N	AHT	.48	11.1		8.66	4.30	699	4.31	3402	4.82	4.28	-.40	-36.0
Ashfrd pfD	N	AHTpD	2.11	8.4		26.32	24.67	1	25.13	41	25.30	25.00	-.02	-.2
AshfHT pfF	N	AHTpF	1.84	8.4		25.50	21.20	8	21.84	75	22.13	21.50	+.22	-14.0
AshfrH pfG	N	AHTpG	1.84	8.5		25.24	19.71	7	21.70	40	21.98	21.23	-.01	-13.6
▼AshfrdH pfH	N	AHTpH	1.88	8.6		25.47	21.75	4	21.80	24	22.22	21.46	-.33	-14.2
▼AshfrdH pfI	N	AHTpI	1.88	8.7		25.16	21.52	15	21.67	469	22.15	21.49	-.36	-13.7
Ashford	A	AINC			21	106.00	53.00	3	59.02	25	63.96	57.45	-5.95	-36.5
Ashland	N	ASH	1.00	1.4	41	86.63	64.81	1202	72.97	3995	77.30	72.68	-3.36	+2.5
▼AsiaPc	N	APB	.61e	2.6		15.71	11.36	103	11.35	816	12.55	11.21	-.04	-21.3
AsiaPWire	Q	APWC	.08e	3.6		2.95	2.15		2.21	13	2.30	2.20	-.04	-19.6
▼AspenAero	N	ASPN				5.58	2.53	22	2.50	377	2.86	2.50	-.36	-48.8
▼AspenGp n	Q	ASPU				9.61	4.93	43	5.55	242	6.09	4.93	-.27	-37.8
AspenIns	N	AHL	.96	2.3		46.10	34.80	659	41.90	3444	42.03	41.73	+.01	+3.2
▼Aspen pfC	N	AHLpC	1.49	6.5		27.39	22.94	28	22.90	288	24.07	22.72	-.61	-16.1
▼AspIns pfD	N	AHLpD	1.41	6.7		26.38	20.71	34	20.93	238	21.79	20.61	-.31	-18.8
AspenTech	Q	AZPN			23	118.86	65.03	500	83.19	3354	87.80	81.76	+1.39	+25.7
AssembBio	Q	ASMB				67.36	20.61	138	21.92	686	25.62	21.40	-2.97	-51.6
▼AssertThr	Q	ASRT				9.48	4.06	648	4.05	4348	4.37	3.98	-.22	-49.7
AscBnc pfC	N	ASBpC	1.53	6.0		27.25	24.92	1	25.50	20	25.62	25.01	-.08	-6.2
▼AsscBc pf D	N	ASBpD				26.16	21.39	9	21.60	80	21.90	21.39	-.07	-16.8
▼AsscdBanc	N	ASB	.68f	3.3	13	29.03	20.55	1228	20.60	7804	21.63	20.55	-1.03	-18.9
▼AssocCap n	N	AC	.20	.6		46.86	32.59	19	34.54	104	40.51	32.59	-5.93	+1.3
Assurant	N	AIZ	2.40f	2.7	45	111.43	84.34	530	90.26	2221	92.94	88.86	-.77	-10.5
AssuredG	N	AGO	.64	1.7	7	43.40	32.97	588	38.32	2908	39.77	38.10	-.95	+13.1
AsdGMu01	N	AGOpB	1.72	6.7		26.25	25.18	2	25.55	16	25.69	25.33	-.04	-1.8
▼AsdGMu02	N	AGOpE	1.56	6.4		26.78	24.32	10	24.44	54	24.94	24.30	-.41	-6.5
AsdGMu03	N	AGOpF	1.40	5.7		25.81	23.83	1	24.55	15	24.65	23.85	+.70	-2.1
AstaFd lf	Q	ASFI	5.30e			5.30	2.80	1	4.01	2	4.19	4.01	-.13	+16.4
▼Astec	Q	ASTE	.44	1.4	9	64.80	30.49	137	30.93	862	34.06	30.47	-1.57	-47.1
AsteriasBio	A	AST				2.65	.76	112	.82	336	.98	.82	-.13	-63.6
AstraZen s	N	AZN	1.37e	3.5	10	41.78	32.69	4628	39.15	25023	39.50	38.13	+.97	+12.8
AstroNova	Q	ALOT	.28	1.4	40	23.95	12.55	8	19.55	59	19.87	17.76	+.37	+41.2
Astronics	Q	ATRO			31	49.45	27.56	136	31.77	725	32.29	30.11	+1.38	-23.4
Astrotch rs	Q	ASTC				8.15	1.64	276	3.52	15959	4.25	2.63	+.67	+5.1
AsureSftw h	Q	ASUR				19.78	5.40	137	5.54	813	6.24	5.45	-.44	-60.8
▼AtHomGr n	N	HOME			26	40.97	19.56	2211	19.10	10063	22.09	18.98	-1.31	-37.2
AtaraBioth	Q	ATRA				54.45	14.31	354	41.72	2654	43.93	40.00	+1.52	+130.5
▼Atento SA	N	ATTO	.34p		12	10.45	3.96	270	4.27	2219	4.36	3.96	+.09	-57.9
athenahlth	Q	ATHN			71	163.94	116.77	422	132.72	3557	133.29	132.50	-.44	-.2
Athene n	N	ATH				53.92	39.59	2142	40.28	11689	41.49	39.76	+.36	-22.1
Athenex n	Q	ATNX				20.90	9.83	243	11.97	1826	13.79	11.53	-.10	-24.7
Athersys	Q	ATHX				3.09	1.29	583	1.92	3605	2.15	1.81	+.06	+6.1
AtkoreInt n	N	ATRK				28.67	17.47	488	20.36	3761	21.14	18.62	+1.32	-5.1
AtlanAmer	Q	AAME	.02	.8		4.00	2.20	0	2.40	8	2.42	2.34	-.02	-29.4
AtlCapBc n	Q	ACBI			20	21.60	14.44	176	16.57	789	17.83	16.37	-.89	-5.9
AtlPwr g	N	AT	.12			2.60	1.80	323	2.15	1989	2.19	2.13	-.01	-8.5
AtlanticaYd	Q	AY	1.33e	6.7	30	21.86	18.00	303	19.94	1489	20.57	19.57	+.15	-6.0
Atlanticus	Q	ATLC				4.91	1.52	1	3.21	18	3.41	3.03	-.04	+33.8
▼AtlasAir	Q	AAWW			5	75.29	46.05	394	45.25	1588	50.10	45.01	-4.85	-22.8
AtlasFin	Q	AFH				21.50	8.05	49	9.05	111	9.68	8.87	+.04	-56.0
AtlasFin pf	Q	AFHBL	1.66	6.6		27.87	24.43	2	25.00	3	25.37	24.89		-4.0
Atlassian n	Q	TEAM				98.21	45.06	832	83.19	4665	86.75	79.00	+2.73	+82.8
ATMOS	N	ATO	1.94	2.0	18	100.76	76.46	941	98.47	4638	99.80	96.37	-.32	+14.6
Atomera n	Q	ATOM				8.00	2.84	15	3.51	190	3.74	3.06	+.30	-18.9
AtriCure	Q	ATRC				36.49	14.88	110	29.47	723	31.96	29.26	-1.79	+61.6
Atrion	Q	ATRI	5.40	.7	58	796.64	516.85	11	776.50	53	777.47	754.51	-3.34	+23.1
▼AttisInd hn	Q	ATIS				1.45	.16	42	.19	1090	.20	.16	+.00	-82.1
Attunity	Q	ATTU				23.85	6.51	93	20.36	871	21.41	19.75	-.36	+191.7
▼aTyrPhm h	Q	LIFE				4.22	.48	261	.45	2785	.64	.45	-.12	-87.1
AubNB	Q	AUBN	.96	2.7	16	53.96	35.00	1	35.91	10	37.52	35.60	+.09	-7.7
Audentes n	Q	BOLD				46.18	19.62	535	23.13	1868	24.68	22.58	-.31	-26.0
AudioEye n	Q	AEYE				10.24	5.30	9	7.00	203	7.39	6.50	+.01	-4.1
AudCodes	Q	AUDC	.20p		22	12.96	6.62	109	10.66	450	11.27	10.40	-.15	+44.8
AuriniaPh	Q	AUPH				6.69	4.41	330	6.01	2511	6.25	5.75	-.11	+32.7
AuroraC n	N	ACB				8.12	4.70	11453	5.86	66864	6.23	5.33	+.11	-21.8
AuroraMob n	Q	JG				11.72	5.00	328	6.86	514	7.13	6.05	+.79	-22.0
AurynRs n	A	AUG				2.00	.87	126	1.00	268	1.02	.92		-39.0
▼AutoNatn	N	AN			7	62.02	33.34	518	33.37	5064	34.79	33.00	-1.20	-35.0
AutoWeb	Q	AUTO			6	9.87	1.90	86	2.33	474	2.40	2.05	+.22	-74.1
Autodesk	Q	ADSK				159.94	101.55	1462	131.50	8665	140.42	130.50	-1.07	+25.4
Autohome	N	ATHM			5	119.50	56.40	820	87.46	4887	94.49	85.54	+.77	+35.2
▼Autoliv	N	ALV	2.48f	3.4	15	115.42	73.97	680	73.81	3265	79.45	73.59	-4.16	-19.4
Autolus n	Q	AUTL				53.24	19.17	124	32.83	593	37.73	30.30	-4.17	+31.3
AutoData	Q	ADP	3.16f	2.3	36	153.51	107.61	1967	134.82	11710	142.63	134.60	-3.72	+15.0
▲AutoZone	N	AZO			17	896.03	590.76	369	871.24	1623	896.03	864.44	+1.08	+22.5
▼AvadelPh	Q	AVDL				11.93	2.50	204	2.45	741	2.75	2.41	-.22	-70.1
Avalara n	N	AVLR				59.40	28.09	441	32.15	3095	32.38	29.00	+2.33	-27.1
AvalGlb n	Q	AVCO				2.90	2.05	0	2.85	16	2.85	2.50	+.25	+3.6
AvalonHld	A	AWX				20.20	1.93	11	2.91	91	3.03	2.83	-.01	+45.5
AvalonBay	N	AVB	5.88	3.1	31	191.91	152.65	676	186.90	3248	189.36	182.81	-1.71	+4.8
Avangrid n	N	AGR	1.76	3.3	42	54.55	45.17	522	53.08	2681	53.47	50.96	+1.44	+4.9
AvanosMd	N	AVNS			24	66.22	42.80	682	47.94	2583	48.80	45.84	+1.84	+3.8
AvayaHl n	N	AVYA			15	23.76	14.24	804	17.58	6526	18.12	16.94	+.46	-12.1
AveThera n	Q	ATXI				6.00	2.08	21	5.28	316	5.46	4.62	+.33	+45.9
AVEO Ph h	Q	AVEO				3.59	1.49	1256	1.95	5928	2.10	1.95	-.07	-30.1
AveryD	N	AVY	2.26	2.5	26	123.67	86.06	1153	91.20	5640	92.60	90.17	-.77	-20.6
AviatNet rs	Q	AVNW				19.07	13.20	29	13.82	79	15.09	13.51	-.90	-8.9
AvidBios rs	Q	CDMO				8.44	2.24	338	5.22	2003	5.61	4.75	+.07	+34.5
AvidTech	Q	AVID				6.99	4.26	180	6.33	1212	6.62	6.01	+.27	+17.4
Avingr nrs	Q	AVGR				10.20	.27	934	.33	7644	.36	.32	-.01	-95.5
AvinoSG g	A	ASM				1.61	.50	287	.54	1331	.56	.51	+.01	-59.4
▼AvisBudg	Q	CAR			9	50.88	25.27	1387	25.00	8122	27.39	24.76	-1.23	-43.0
Avista	N	AVA	1.49	3.3	25	52.91	43.07	188	45.00	4415	45.62	43.44	+1.11	-12.6
Avnet	Q	AVT	.80	2.1	10	49.41	37.11	943	38.76	5988	42.73	38.64	-3.23	-2.2
Avon	N	AVP			18	2.99	1.38	3434	1.77	22731	1.99	1.74	-.22	-17.7
AvroBio n	Q	AVRO				53.70	20.30	130	24.38	523	26.72	23.01	-.74	-21.9
Aware	Q	AWRE			31	4.65	3.00	15	3.40	71	3.66	3.40	-.10	-24.4
▼Axalta	N	AXTA			57	33.30	22.56	2253	22.23	14929	23.98	22.08	-1.56	-31.3
Axcelis rs	Q	ACLS			5	31.60	15.72	150	17.79	883	18.92	17.60	-.75	-38.0
AXIS Cap	N	AXS	1.60f	3.0		60.69	47.43	959	52.75	4596	55.84	52.23	-3.01	+5.0
▼AXIS pfD	N	AXSpD	1.38	6.4		25.98	21.42	28	21.51	144	21.95	21.42	-.19	-14.7
AxisCap pfE	N	AXSpE				25.85	21.42	169	21.66	478	21.93	21.52	-.12	-13.9
AxoGen	Q	AXGN				56.85	23.60	463	28.60	1856	30.97	28.28	-1.07	+1.1
AxonEntpr	Q	AAXN			84	76.45	24.16	763	44.65	4166	46.88	43.31	+1.13	+68.5
Axonics n	Q	AXNX				17.00	11.95	89	16.30	617	16.89	15.23	+1.13	+8.8
AxosFinl	N	AX			12	45.18	26.56	780	28.21	2934	29.69	28.05	-.70	-5.7
AxosF pf	N	AXO	1.56	6.2		26.98	24.75	1	25.00	6	25.28	25.00	+.11	-3.2
▼Axovant n	Q	AXON				6.59	1.02	4333	1.01	10356	1.30	.93	-.70	-80.8
AxsomeT n	Q	AXSM				5.95	2.05	254	3.01	3384	3.62	2.96	+.06	-46.3
AytuBioS rs	Q	AYTU				123.00	.79	67	.90	652	1.01	.87	-.07	-98.0
Azul n	N	AZUL				35.05	15.53	414	25.70	3311	26.36	23.31	+1.73	+7.8
▼AzurRx n	Q	AZRX				4.08	1.69	13	1.76	261	1.90	1.69	-.05	-51.6
AzurePwr n	N	AZRE				18.10	9.29	19	10.40	170	10.50	9.60	+.30	-26.8
- B -														
:B Comm	Q	BCOM	3.58e			20.49	6.27	3	7.94	12	8.09	7.24	+.64	-56.8
B&G Foods	N	BGS	1.90	6.1	11	37.05	22.00	636	30.97	3792	31.60	29.23	+1.18	-11.9
▼BRileyFn	Q	RILY	.49e	2.5	20	23.70	16.53	94	19.23	562	20.25	16.53	+1.88	+6.2
BRileyF 7.5	Q	RILYL	1.88	7.4		26.28	25.02	9	25.40	22	25.58	25.39	-.08	-2.3
▼BRiley27 n	Q	RILYZ	1.88	7.8		26.01	24.13	6	24.10	41	24.83	24.01	-.39	-6.8
▼BRileyF27 n	Q	RILYG	1.81	7.5		25.90	23.86	1	24.00	49	24.49	23.86	-.30	-5.4
BRiley23	Q	RILYH	1.84	7.3		26.50	25.07	8	25.21	36	25.37	25.16	-.11	+.5
▼BRileyFn pf	Q	RILYI	1.72	7.0		25.38	24.41	6	24.44	42	24.89	24.41	-.38	-1.8
B2gold g	A	BTG			33	3.30	2.10	4507	2.62	26296	2.73	2.58	-.06	-15.5
▼BB&T Cp	N	BBT	1.62f	3.5	13	56.31	45.80	5371	45.66	25678	47.69	45.59	-2.00	-8.2
BB&T pfD	N	BBTpD				26.35	24.30	60	24.35	214	24.83	24.33	-.37	-4.4
▼BB&T pfE	N	BBTpE	1.41	6.0		26.20	23.49	88	23.42	398	23.96	23.42	-.25	-7.3
BB&T pfF	N	BBTpF	1.30	5.9		25.67	21.80	44	22.07	211	22.40	21.83	+.02	-11.8
BB&T pfG	N	BBTpG	1.30	5.9		25.69	21.80	36	22.08	338	22.37	21.85	+.06	-12.2
BB&T pfH	N	BBTpH	1.41	5.9		27.29	23.75	46	24.03	338	24.69	24.00	-.52	-11.0
BBVABFrn	N	BFR	.25e	2.2		27.45	7.11	229	11.39	1285	12.37	11.24	-.59	-54.8
BBX Cap n	N	BBX	.04	.7	7	10.17	5.54	175	5.92	1003	6.27	5.90	-.31	-25.7
BCB Bc	Q	BCBP	.56	5.0	12	16.10	11.05	22	11.26	116	11.53	11.12	-.06	-22.3
BCE g	N	BCE	3.02			49.06	38.75	1007	42.01	5445	42.73	41.49	-.79	-12.5
BFC Cp pf	Q	BANFP	1.80	6.8		33.54	26.00	3	26.49	6	26.71	26.40	-.01	-3.7
BG Staffing	A	BGSF	1.20	5.5	22	29.59	15.25	62	21.87	277	25.09	21.19	-3.24	+37.2
▼BGC Ptrs	Q	BGCP	.72	12.9		10.92	5.67	3240	5.60	19682	6.18	5.57	-.55	-42.4
BHP BillLt	N	BHP	1.66e	3.6		52.62	41.43	3441	46.16	25405	47.77	44.28	+1.58	+.4
BHPBil plc	N	BBL	1.66e	4.1		47.92	36.42	1755	40.24	11079	41.47	38.38	+1.47	-.1
BIO-key n	Q	BKYI				3.64	1.02	11	1.23	46	1.36	1.23	-.10	-30.5
BJsRest	Q	BJRI	.48f	.9	21	76.50	35.51	374	54.09	2600	56.50	52.67	-.64	+48.6
▲▼BJsWhole n	N	BJ				24.60	22.36	1211	22.60	6653	24.60	22.23	-.86	
▼BMC Stock	Q	BMCH			13	25.70	15.30	434	15.26	2035	16.79	15.21	-1.28	-39.7
▼BOK	Q	BOKF	2.00	2.6	12	107.00	77.51	374	77.77	1596	81.35	77.24	-2.12	-15.8
▼BOK 56 n	Q	BOKFL	1.34	6.1		26.09	22.21	24	22.14	102	23.02	22.14	-.42	-13.5
BOS Ltd	Q	BOSC				2.78	1.86	30	2.13	68	2.19	2.06	+.01	-2.7
BP MidPt n	N	BPMP				23.00	15.51	312	16.81	1307	17.48	16.22	-.16	-18.3
BP PLC	N	BP	2.38	6.2	11	47.83	36.15	6392	38.66	35204	39.91	38.54	-.85	-8.0
BP Pru	N	BPT	3.60e	13.2	5	37.23	19.25	108	27.29	735	28.27	26.20	-.13	+35.8
BRF SA	N	BRFS				12.39	4.65	3581	5.84	12684	5.99	5.43		-48.1
BRT	N	BRT	.80f	7.1	5	14.20	10.20	31	11.21	117	11.64	11.04	-.04	-4.9
BSB Bcp	Q	BLMT			17	36.50	26.64	17	29.90	169	31.54	29.87	-1.63	+2.2
BT Grp s	N	BT	.99e	6.2		18.97	13.53	873	15.91	3931	16.14	15.63	-.27	-12.7
▼BWX Tech	N	BWXT	.64	1.5	18	72.18	40.22	1587	41.82	6693	42.48	40.22	-.04	-30.9
▼B&W Ent n	N	BW				7.66	.71	378	.73	3055	.89	.71	-.11	-87.1
▼BabShDHi	N	BGH	1.84	11.0		19.95	16.70	114	16.66	402	16.95	16.57	-.13	-14.0
BadgerMtr s	N	BMI	.60	1.1	55	57.12	41.00	155	54.49	706	56.33	53.26	+.74	+14.0
▼Baidu	Q	BIDU			2	284.22	174.25	2075	177.54	12035	183.10	174.25	-2.02	-24.2
BainCapS n	N	BCSF				18.81	17.07	303	17.41	1073	18.50	17.18	-.59	-3.3
▼BakHuGE n	N	BHGE	.72	3.4	98	37.76	20.81	9238	21.45	32759	22.16	20.81	-.21	-32.2
Balchem	Q	BCPC	.47f	.6	32	117.79	70.23	108	79.62	565	81.85	77.69	-1.39	-1.2
BallCorp s	N	BLL	.40	.8	25	50.98	34.71	3671	48.01	20675	49.27	47.65	-.38	+26.8
Ballanty	A	BTN				5.95	2.02	1	2.15	29	2.41	2.03	-.20	-53.8
BallardPw	Q	BLDP				4.84	2.57	527	2.75	2565	2.85	2.66	-.10	-37.6
BanColum	N	CIB	1.27e	3.2		51.38	35.92	182	40.26	1425	41.72	39.90	-.61	+1.5
▼BancCalif	N	BANC	.52	3.7	18	21.85	14.11	506	13.92	2459	15.56	13.85	-1.52	-32.6
BcCalif pfE	N	BANCpE				26.74	24.70	5	25.33	24	25.80	25.09	+.04	-4.1
BcCal pfD	N	BANCpD	1.84	7.2		26.76	25.12	4	25.49	23	25.54	25.30	+.09	-4.0
BncFstOK s	Q	BANF	1.20	2.3	15	65.70	50.80	65	51.75	334	53.46	51.21	-.96	+1.2
▼BcBilVArg	N	BBVA	.27e	5.1		9.54	4.99	4276	5.27	33883	5.41	4.99	-.04	-38.0
BcoBrades s	N	BBDO	.02r	.3		11.90	5.49	1	8.69	11	8.76	8.27	+.07	+3.1
BcoBrad s	N	BBD	.06a	.6		11.98	6.50	22287	9.75	75087	9.95	9.39	+.09	+4.6
BcoLatin	N	BLX	1.54	9.2	9	30.50	15.31	177	16.74	1159	17.22	16.60	-.31	-37.8
BcoMacro	N	BMA			5	121.90	32.00	207	41.75	1270	43.32	40.73	-.86	-64.0
▼BcoSantSA	N	SAN	.21e	4.7		7.57	4.30	6156	4.54	53194	4.66	4.30	+.02	-30.6
BcoSBrasil	N	BSBR	.29e	2.6	6	12.25	7.20	432	11.25	2893	11.37	10.63	+.08	+16.3
BcSanChile	N	BSAC	.85e	2.8		35.09	27.04	140	30.59	1095	31.08	30.05	+.08	-2.2
BcoChile s	N	BCH				34.72	26.19	107	28.60	448	29.16	27.81	+.17	
Bancorp34 n	Q	BCTF	1.25e			17.25	14.02	8	15.30	28	15.50	15.00	-.11	+3.7
BncpBnk lf	Q	TBBK				12.00	8.27	136	8.30	830	9.21	8.29	-.89	-16.0
BcpSouth	N	BXS	.68	2.5		35.55	26.91	1074	27.48	4121	29.24	27.44	-1.47	-12.6
▼Bcp NJ	A	BKJ	.24b	1.8	17	17.95	12.67	5	13.50	36	14.58	12.67	-.79	-22.3
BancrftFd	A	BCV	2.40e	12.5		24.19	18.84	19	19.14	75	19.47	18.98	+.14	-12.0
Bandwith n	Q	BAND			33	57.50	19.45	125	43.90	588	46.76	42.59	-.51	+89.9
BkFstNat n	Q	BFC	.80f	1.6		52.25	47.68	1	49.50	7	49.50	48.25	+.82	-1.0
▼BankOZK	Q	OZK	.84f	3.8	7	53.70	22.15	1586	21.95	8547	23.99	21.85	-1.84	-54.7
▼BkofAm	N	BAC	.60	2.5	12	33.05	24.28	92206	24.48	438907	25.40	24.12	-.95	-17.1
BkAML pfJ	N	BMLpJ	1.02	5.2		25.09	19.04	27	19.77	240	20.10	19.33	+.36	-15.4
BkAm pfE	N	BACpE	1.02	6.1		24.50	18.85	26	19.53	272	19.90	19.04	+.01	-18.0
BkAm pfL	N	BACpL	72.50	5.7		1352.71	1187.95	1	1267.46	31	1276.49	1267.46	-5.54	-3.9
BkAm pfW	N	BACpW	1.66	6.5		27.53	25.16	64	25.41	403	25.43	25.29	+.02	-6.4
BkAm pfY	N	BACpY	1.63	6.4		27.33	25.35	217	25.48	783	25.55	25.37	+.01	-5.7
BkAm pfA	N	BACpA				27.51	24.90	78	25.14	336	25.16	24.95	+.05	-7.5
BkAm pfC	N	BACpC				27.83	25.20	60	25.55	316	25.68	25.40	+.07	-6.9

Continued on **next page**

NYSE, NYSE American and Nasdaq Exchanges

Continued from **previous page**

Name	Exch. Market	Symbol	Div	Yield	PE	52-week High	52-week Low	Vol 1000s	Friday Last	Vol 1000s	Weekly High	Weekly Low	Chg	YTD % Chg
BkAML pfL	N	BMLpL	1.02	5.2		24.98	18.60	72	19.46	435	20.14	19.29	-.19	-17.2
▼BkAML pfH	N	BMLpH	.77	4.1		22.80	18.52	54	18.97	279	19.22	18.52	-.10	-12.2
BkAML pfG	N	BMLpG	.77	4.0		22.83	19.01	13	19.40	53	19.73	19.05	-.39	-10.4
▼Bk of But n	N	NTB	1.28	3.9	10	53.63	33.46	295	32.93	1417	35.33	32.87	-2.17	-9.3
BkCmcCA	Q	BOCH	.16	1.5	12	13.21	8.40	24	10.55	108	11.04	10.55	-.14	-8.3
▼BkHawaii	N	BOH	2.48f	3.5	14	89.09	71.96	200	70.98	1609	76.43	70.86	-5.13	-17.2
BankMarn s	Q	BMRC			19	45.43	31.75	33	39.69	202	41.11	38.50	+.44	+16.7
▼BkMont g	N	BMO	4.00e		7	84.71	67.32	895	67.14	4536	70.06	66.60	-2.62	-16.1
BkMont36 n	Q	BMLP	3.43e	7.5		53.32	43.00		45.57	0				-4.5
BkNYMel	N	BK	1.12f	2.3	12	58.99	45.16	9563	48.67	40313	49.00	46.58	+.96	-9.6
BkNYM pfC	N	BKpC	1.30	5.8		25.72	21.83	151	22.40	608	22.59	22.15	+.15	-10.9
BkNova g	N	BNS	2.56		8	66.78	52.09	782	53.89	5392	54.57	53.37	+.08	-16.5
BkPrince n	Q	BPRN	.03p			35.45	26.77	5	27.84	67	29.29	27.63	-1.00	-18.9
BankSC	Q	BKSC	.60a	3.3	11	22.50	16.59	7	18.30	46	19.42	17.29	-.60	+4.2
BkofJames	Q	BOTJ	.24	1.8	13	18.00	12.60	3	13.05	8	13.75	12.78	-.38	-12.6
Bank7 n	Q	BSVN			27	20.74	14.34	21	16.97	92	17.85	15.19	-.54	-11.1
BankFncl	Q	BFIN	.40	2.7	23	18.62	13.88	35	15.01	215	15.74	14.22	+.14	-2.2
▼BankUtd	N	BKU	.84	2.8	10	44.97	29.86	841	29.85	3962	32.33	29.78	-2.56	-26.7
▼BankwellF	Q	BWFG	.48	1.8	13	35.98	26.94	54	27.10	130	28.40	26.84	-.90	-21.1
Banner Cp	Q	BANR	1.44f	2.6	15	67.11	52.10	141	55.69	1031	59.26	55.63	-2.52	+1.0
Baozun n	Q	BZUN				67.41	29.31	1509	36.15	8682	38.69	32.42	+2.61	+14.5
▼BarHarbr s	A	BHB	.80f	3.5	16	30.95	22.66	28	23.06	133	24.19	22.66	-.24	-14.6
Br iPthCrd	N	OIL				79.22	51.72	36	53.08	130	55.12	52.57	-1.40	-10.3
BarcSPVeq	N	VQT				181.89	155.03		160.30	5	161.00	159.30	-1.55	+1.3
BarSelMLP	N	ATMP	1.17e	6.2		22.97	17.78	282	18.95	1555	19.21	17.87	+.04	-8.7
BiP Cmdty	N	DJP				25.80	22.07	708	22.55	3717	23.23	22.14	-.75	-7.6
BarcGsci36	N	GSP				18.39	14.01	63	14.21	541	14.62	14.19	-.38	-8.6
BrcEnEu n	N	FLEU				180.26	111.71	0	112.18	3	116.71	113.02	-1.28	-29.5
BiP Cocoa	N	NIB				35.77	21.73	27	25.57	175	26.15	23.85	+.05	+12.0
BiPTrLBear	Q	DLBS				24.00	14.82	1	19.87	42	19.91	19.22	+.05	+21.6
BiP10yTBear	Q	DTYS				26.36	17.54	32	21.53	156	21.99	20.82	+.24	+18.0
BiP2yrTBull	Q	DTUL				60.50	54.73		55.04	0	55.04	55.04	+.31	-9.0
BiPTrSteep	Q	STPP				35.49	28.91	1	29.04	3	30.00	29.04	-.46	-5.6
▲BiP10yTBull	Q	DTYL				76.20	72.11		76.00	1	76.20	76.00	+.31	-1.4
BiP2yrTBear	Q	DTUS				49.81	34.35	3	39.21	5	40.42	39.21	-.07	+11.9
B iPInvVIX	N	XXV				45.60	36.44		37.00					-2.6
BarcCAPE	N	CAPE				162.38	111.66	3	119.36	92	121.86	117.00	+.69	+2.5
BiPSPMLP	N	IMLP	1.22e	7.7		19.89	15.44	2	15.94	21	16.24	15.67	-.11	-11.3
▼Barclay	N	BCS	.15e	1.9		12.55	7.42	4301	7.85	39918	8.09	7.42	+.12	-28.0
iPthNtGs	N	GAZ				67.17	36.56		55.02	7	60.46	54.67	-2.06	+34.7
BiP SPVix	N	XVZ				24.00	17.32		20.00	17	20.15	19.90	-.03	-12.8
BrVxMdT rs	N	VXZ				23.35	16.42	131	21.45	517	21.82	20.65	+.41	+22.6
B iPVxST rs	N	VXX				56.50	25.59	34917	40.55	201954	42.38	38.32	+.25	+45.2
BarcWomLd	N	WIL				70.29	63.49		63.09	0	63.65	63.65	-.41	-6.0
BarlvrsUST	Q	TAPR				32.73	21.61	0	26.02	19	27.42	25.73	-.68	+18.5
Barings	N	BBDC	1.20	12.5		10.79	7.91	347	9.60	1562	10.01	9.58	-.27	+19.1
BaringsCp s	N	MCI	1.20	7.9		15.97	14.70	15	15.16	78	15.20	14.89	+.07	-.7
BaringsPt	N	MPV	1.08	7.3		15.65	13.94	3	14.77	54	15.32	14.67	-.04	+4.8
BarcDisab	N	RODI							70.00					
▼B&N Ed n	N	BNED	.60	14.2	16	9.10	4.18	793	4.22	2924	5.13	4.15	-.44	-48.8
BarnesNob	N	BKS	.60	9.2		7.71	4.10	917	6.49	4023	7.24	6.47	-.31	-3.1
Barnes	N	B	.64	1.2	43	72.70	52.42	203	55.43	1305	57.22	53.59	+.93	-12.4
Barnwell	A	BRN				2.95	1.52	1	1.64	21	1.65	1.53	+.04	-21.2
BarrettB lf	Q	BBSI	1.00	1.7	17	98.76	56.10	59	59.12	191	65.50	58.22	-4.86	-8.3
BarrickG	N	ABX	.12	.9	76	15.52	9.53	17295	13.66	91572	14.18	13.59	-.02	-5.6
▼BasicEn n	N	BAS				26.75	5.06	280	4.90	1823	5.60	4.88	-.63	-79.1
BassettF	Q	BSET	.50	2.5	39	40.30	18.86	29	19.66	158	21.86	19.39	-.74	-47.7
BauschHl	N	BHC			6	28.45	14.44	8023	22.87	23935	25.27	22.27	-.79	+10.1
Baxter s	N	BAX	.76	1.2	31	78.38	61.05	2731	65.70	18015	67.75	63.97	+.68	+1.6
▼BayCom n	Q	BCML			29	26.94	21.75	34	21.81	198	23.77	21.41	-1.58	-5.6
▼BaytexE g	N	BTE				4.85	1.64	3548	1.76	14041	1.86	1.64	-.10	-41.3
BeacnRfg	Q	BECN			17	66.48	24.97	1270	31.67	7663	33.70	30.05	-1.33	-50.3
▼BeasleyB	Q	BBGI	.20	4.8	1	14.40	4.28	36	4.21	120	4.90	3.92	-.57	-68.6
BeazerHm	N	BZH			12	20.94	8.16	354	10.56	2069	11.28	10.50	-.29	-45.0
BectDck	N	BDX	3.08f	1.3	94	265.87	209.91	1128	231.45	5291	241.75	230.00	-2.99	+8.1
BectDk pfA	N	BDXA				67.71	56.24	628	59.50	1675	61.27	58.68	+.11	+2.8
▼BedBath	Q	BBBY	.64	5.5	5	24.74	11.55	5400	11.73	22880	12.91	11.38	-.56	-46.7
BeiGene n	Q	BGNE				220.10	87.00	438	133.85	2209	145.20	129.23	-3.74	+37.0
BelFuse A	Q	BELFA	.24	1.5	17	26.13	15.24	0	16.00	3	16.60	16.00	-.31	-26.7
BelFuseB	Q	BELFB	.28	1.5	19	29.40	17.10	20	19.07	74	21.06	18.90	-1.18	-24.3
▼Belden	N	BDC	.20	.5	8	87.15	44.28	473	42.93	2587	47.98	42.68	-4.30	-44.4
▼Belden pfB	N	BDCpB				114.13	62.71	49	61.26	708	67.37	60.76	-5.09	-40.6
▼Belltrx g rs	N	BXE			1	1.98	.58	201	.56	630	.71	.52	-.14	-67.4
Belleroph n	Q	BLPH				3.30	.47	237	1.08	1575	1.20	1.04		-58.1
▼BellicumP	Q	BLCM				10.26	3.59	559	3.67	2072	4.13	3.50	-.37	-56.4
▲Belmond	N	BEL				19.36	10.30	34774	24.68	38309	24.78	17.46	+6.69	+101.5
Bemis	N	BMS	1.24	2.7	19	53.00	40.86	682	46.57	2691	48.15	46.44	-1.49	-2.6
▼BenchElec	N	BHE	.60	2.8	46	32.53	21.75	314	21.46	1932	22.84	21.39	-1.10	-26.3
BenefBncp	Q	BNCL	.24a	1.6		18.60	14.31	113	14.81	1153	15.18	14.57	-.08	-10.0
▲Benefitfoc	Q	BNFT				55.44	21.75	274	51.30	1535	55.44	49.52	+.67	+90.0
▼BenitecB n	Q	BNTC				4.90	1.78	1	1.88	15	1.98	1.78	-.04	-36.5
Berkley	N	WRB	1.52e	2.0	14	80.68	67.12	358	74.71	1790	76.37	74.23	-1.02	+4.3
Berkley pfB	N	WRBpB	1.41	6.2		25.94	21.42	52	22.87	312	23.13	21.73	+.95	-9.3
Berkly pfC	N	WRBpC				27.00	22.43	13	22.63	86	22.99	22.51	+.04	-13.6
Berkly pfD	N	WRBpD	1.44	6.5		26.26	21.72	39	22.11	278	22.42	21.79	+.24	-14.7
BerkHa A	N	BRK/A			24	335900.00	280428.00	1	300320.00	2	310697.31	298101.00	-7354.02	+.9
BerkH B	N	BRK/B			27	224.07	184.75	4993	200.00	24679	206.89	198.49	-4.88	+.9
▼BerkHBcp	N	BHLB	.88	3.1	13	44.25	28.71	323	28.07	3025	31.87	27.96	-3.88	-23.3
▼BerryPet n	Q	BRY	.48f	4.6		18.55	9.94	848	10.43	3450	12.08	9.94	-1.75	-21.3
BerryPlas	N	BERY	.12p		18	61.71	40.50	2035	48.25	6409	49.71	47.24	+.19	-17.8
▼BestBuy	N	BBY	1.80	3.3	17	84.37	55.56	5209	55.37	23432	60.37	55.06	-4.76	-19.1
▼Best Inc n	N	BSTI				13.54	4.10	1094	4.29	7196	4.70	4.10	-.37	-52.2
Beyondsp n	Q	BYSI				34.00	16.15	14	20.40	48	24.48	20.01	-4.00	-29.8
▼Big 5Sprt	Q	BGFV	.20m	7.0	3	9.75	2.85	835	2.86	1931	3.28	2.84	-.44	-62.4
▼BigLots	N	BIG	1.20	4.2	8	64.42	29.07	1735	28.50	12754	30.88	28.29	-2.20	-49.2
BigRockP n	Q	BRPA				10.93	9.60		10.14	5	10.15	10.12	+.02	+4.8
BigRock rt	Q	BRPAR				.70	.30		.40					+8.1
BigRock un	Q	BRPAU				11.00	10.00		10.55	0	10.55	10.55		+3.1
▼Biglari B	N	BH			3	269.58	123.64	7	141.66	36	143.22	123.64	+5.68	-43.7
▼Biglari A	N	BH/A				1036.79	689.32	1	730.00	3	730.05	689.32	+8.34	
Bilibili n	Q	BILI			54	22.70	9.09	4100	15.22	15345	15.64	14.30	+.53	+35.4
BioRadA	N	BIO			20	345.15	231.00	192	247.82	1073	259.62	246.76	-8.41	+3.8
BioRadB	N	BIO/B			64	324.25	238.25	1	247.38	4	255.55	247.38	-27.52	+3.8
BioTechne	Q	TECH	1.28	.8	45	206.04	125.84	134	151.18	1092	163.40	150.93	-5.04	+16.7
BioDlvry lf	Q	BDSI				4.14	1.70	483	3.55	2595	3.77	3.45	-.08	+20.3
BioHiTch n	Q	BHTG				5.76	2.40	4	2.45	62	3.03	2.45	-.25	-46.2
BioLifeSol	Q	BLFS				26.35	4.63	82	11.09	629	12.35	10.76	-.08	+84.8
▼BioLneRx h	Q	BLRX				1.84	.63	327	.62	2128	.69	.61	-.04	-43.2
BioSigTc n	Q	BSGM				7.13	3.50	29	3.90	140	4.20	3.81	-.02	-41.5
▼BioXcelT n	Q	BTAI				14.79	4.11	80	3.84	196	4.95	3.83	-.89	-65.2
▼BioanlySys	Q	BASI			27	2.95	1.27	0	1.36	15	1.36	1.27	+.05	-44.4
Bioblast rs	Q	ORPN				5.99	1.03	10	1.12	198	1.25	1.05	-.11	-51.1
▼Biocept rs	Q	BIOC				24.60	.76	354	.82	1298	1.03	.72	-.21	-96.1
Biocryst	Q	BCRX				9.71	4.25	504	8.26	2432	9.17	8.18	-.52	+68.2
▼Biofront n	Q	BFRA				17.98	11.04	0	12.20	2	12.32	11.04	-.59	+.2
Biogen	Q	BIIB			18	388.67	249.17	1230	314.55	6072	330.75	310.99	-2.18	-1.3
BiohvnPh n	N	BHVN				44.28	16.50	389	37.67	3922	42.41	35.52	-3.00	+39.6
BioMarin	Q	BMRN				106.74	75.81	954	93.11	4808	97.62	91.57	+.41	+4.4
▼Biomeri n	Q	BMRA				9.32	2.39	1	2.60	43	2.77	2.39	-.01	-30.5
Bionano n	Q	BNGO				10.00	5.51	36	6.45	42	6.67	6.39	-.06	-7.7
BiondVax n	Q	BVXV				7.71	4.60	2	5.30	27	5.56	4.92	-.35	-1.1
BioPhrmX	A	BPMX				.38	.10	1951	.12	16115	.14	.11	-.03	+5.5
▲BioScrip	Q	BIOS				4.14	2.31	1076	3.85	6586	4.14	3.73	-.03	+32.3
BioSpecif	Q	BSTC			1	66.21	38.05	41	61.26	172	65.22	55.04	+3.35	+41.4
BioTelem	Q	BEAT			99	74.73	27.10	363	64.54	2316	69.96	62.84	-.75	+115.9
▼BioTime	A	BTX			2	3.16	1.21	298	1.23	2274	1.36	1.20	-.11	-42.8
BirksGrp	A	BGI				2.77	1.01	9	1.18	43	1.25	1.15	+.02	-9.2
BisnCap n	Q	BCAC				10.54	9.80		10.39	1	10.39	10.27		+5.3
BisnCap rt	Q	BCACR				.63	.25		.36					-4.5
BitautoH	N	BITA			10	39.54	15.61	1520	19.55	9314	20.84	17.15	+.47	-38.5
BlackBox	Q	BBOX	.48	44.4		4.05	.75	133	1.08	988	1.08	1.07		-69.6
BlkHillsCp	N	BKH	2.02f	3.0	20	68.23	50.49	585	66.66	2365	68.09	66.42	-.68	+10.9
BlKnight n	N	BKI			24	56.45	42.30	1542	44.50	5333	46.13	44.21	-.80	+.8
BlRidgAc n	Q	BRAC				12.11	9.58		9.98	504	9.99	9.96	+.02	+3.4
BlRidgAc rt	Q	BRACR				.43	.22		.38					+35.7
BlkStMin n	N	BSM	1.48f	9.0	28	19.29	15.93	97	16.51	609	17.07	16.29	-.13	-8.0
BlackLin n	Q	BL				58.11	31.53	385	39.51	1683	41.93	38.30	-.28	+20.5
BlkRkCap	Q	BKCC	.72	12.7	81	6.57	5.48	447	5.68	1845	5.87	5.65	-.10	-8.8
BlTCP Cap	Q	TCPC	1.44	10.4	10	15.90	13.71	394	13.85	2190	14.48	13.82	-.04	-9.4
▼Blckbaud	Q	BLKB	.48	.8	43	120.35	64.80	275	63.87	1421	70.08	63.64	-2.20	-32.4
▼BlackBerry	N	BB				14.55	7.69	4439	7.60	21799	8.15	7.55	-.40	-32.0
BlackRock	N	BLK	12.52	3.3	15	594.52	376.31	678	382.30	3677	401.09	379.65	-10.80	-25.6
▼Blrk22Gl n	N	BGIO				10.02	8.40	98	8.39	539	8.65	8.36	-.11	-14.4
BlkBldAm	N	BBN	1.58	7.5		23.44	19.59	230	20.99	1232	21.23	20.81		-9.5
▲BlkCA18	N	BJZ	.33	2.3		15.07	14.37	16	14.46	171	15.07	14.43	-.01	-.7
BlkCAIT	N	BFZ	.87	7.1		14.23	11.98	109	12.15	574	12.57	12.15	-.13	-11.8
BlkCorBd	N	BHK	.78	6.4		14.16	12.08	203	12.19	824	12.39	12.15	-.10	-13.2
BlkCpHiY	N	HYT	.84	8.8		11.12	9.42	357	9.60	2749	9.68	9.55	+.04	-12.2
BlkCrdAllo	N	BTZ	.97	8.4		13.51	11.46	381	11.54	1644	11.69	11.50	-.05	-13.4
▼BlkDbtStr rs	N	DSU	.82	8.1		11.82	10.27	410	10.15	1824	10.41	10.13	-.11	-13.2
▼BlkEngyRs	N	BGR	1.32	11.7		15.77	11.50	208	11.25	886	12.07	11.17	-.75	-20.7
▼BlkEnhC&I	N	CII	1.20	8.3		17.36	14.58	142	14.40	658	15.09	14.37	-.65	-12.1
▼BlkEEqDv	N	BDJ	.56	7.1		9.65	8.03	757	7.91	3668	8.28	7.77	-.34	-14.3
▼BlEnhGvln	N	EGF	.66	5.2		13.64	12.69	17	12.60	84	13.23	12.60	-.31	-6.0
▼BlkFltRtInc	N	FRA	.81	6.6		14.63	12.33	269	12.29	1630	12.64	12.28	-.24	-10.9
▼BlkFloatR	N	BGT	.70	5.8		14.22	12.10	129	11.99	705	12.30	11.95	-.24	-13.9
BlkFL2020	N	BFO	.37	2.6		14.83	13.46	2	14.08	44	14.10	14.03	+.06	-2.4
▼BlkGlbOp	N	BOE	1.16	11.9		13.08	9.82	499	9.79	2334	10.04	9.78	-.13	-21.7
BlkHlthSci	N	BME	2.40	6.2		44.00	32.81	23	38.67	132	41.26	38.27	-1.34	+5.9
BlkIT	N	BKT	.37	6.5		6.19	5.55	74	5.75	865	5.80	5.68	+.07	-6.8
▼BlkIntlG&I	N	BGY	.59	11.6		6.85	5.10	535	5.10	3039	5.22	5.09	-.06	-21.8
BlkIQM	N	BKN	.74a	5.6		15.04	12.72	45	13.22	232	13.61	13.11	-.22	-11.4
▼BlkLtdD	N	BLW	.95	6.9		16.29	13.79	215	13.68	903	14.10	13.68	-.22	-13.9
BlkLTMu	N	BTA	.65a	5.9		12.14	10.50	56	10.96	258	11.50	10.92	-.33	-8.7
BlkMATxE	A	MHE	.70a	5.5		14.54	12.90		12.66					-9.2
▼BlkMultSec	N	BIT	1.40a	8.9		18.37	15.73	159	15.79	969	16.26	15.68	-.34	-13.0
BlkMuIntD	N	MUI	.59a	4.7		14.06	12.30	279	12.60	1241	12.93	12.58	-.19	-9.5
BlkMuNYInt	N	MNE	.69	5.6		13.82	12.01	4	12.35	81	12.49	12.29	+.06	-9.3
BlkMunihCA	N	MUC	.64	5.1		14.75	12.19	350	12.46	970	12.82	12.34	-.19	-12.3
BlkMunHIQ	N	MFL	.86	6.9		14.84	11.78	234	12.44	1283	12.49	12.33	+.14	-14.9
BlMunhNYQ	N	MHN	.61a	5.1		13.83	11.62	147	11.94	604	12.23	11.90	-.17	-10.8
BlMunhNJQ	N	MUJ	.71a	5.6		14.64	12.25	139	12.72	595	12.90	12.67	-.03	-12.1
BlkMunihQ	N	MUS	.81	7.1		13.73	11.09	44	11.45	176	11.74	11.40	-.17	-14.4
BlkMunHQ2	N	MUE	.82	7.0		14.06	11.28	110	11.58	581	11.94	11.49	-.22	-16.8
BlMunyCAQ	N	MCA	.88	6.9		14.80	12.36	126	12.62	628	13.03	12.58	-.21	-13.9
▼BlkMunyInv	N	MYF	.97	7.4		15.45	13.17	41	13.10	281	13.60	13.06	-.17	-11.8
BlkMunyIQ	N	MFT	.85	7.0		14.29	11.83	28	12.14	160	12.47	12.14	-.16	-12.9
BlkMYMIQ	N	MIY	.83	6.6		14.26	12.15	24	12.56	382	12.84	12.55	-.08	-10.3
BlMunyNYQ	N	MYN	.57a	5.0		13.00	11.09	259	11.49	944	11.70	11.42	-.08	-11.1
BlkMunyPaQ	N	MPA	.86	6.8		14.69	12.30	56	12.61	258	12.95	12.57	-.20	-12.1
BlMunyQlty	N	MQY	.96	7.4		15.74	12.70	199	12.98	782	13.39	12.95	-.20	-14.4
BlkMuniyQ3	N	MYI	.70	5.9		14.23	11.54	314	11.87	1706	12.12	11.84	-.12	-14.0
BlkMuniast	N	MUA	.65a	5.1		15.25	12.50	142	12.83	565	13.81	12.75	-.32	-14.3
▼Blk2018	N	BPK	.06	.4		15.18	14.58	21	14.61	287	15.16	14.58	-.01	-1.1
▼BlkMu2020	N	BKK	.47a	3.2		15.40	14.68	122	14.80	504	14.83	14.68	+.01	-1.3
BlkMuBdT	N	BBK	.76a	5.6		15.23	13.06	20	13.52	124	13.90	13.44	-.16	-10.8
BlkMuIIQ	N	BAF	.82	6.4		15.17	12.44	28	12.87	139	13.05	12.87	-.05	-13.1
BlkMunIIT	N	BBF	.87	7.1		14.55	11.80	54	12.16	243	12.67	12.16	-.12	-13.3
BlkMuIQT	N	BYM	.86	6.9		14.47	12.16	72	12.53	424	12.81	12.48	-.11	-11.7
BlkMuIT	N	BFK	.78	6.3		14.29	12.06	141	12.35	824	12.86	12.32	-.32	-12.3
BlkMuTTT	N	BTT	.86a	4.2		22.76	19.91	252	20.30	1685	20.57	20.25	-.06	-9.1
BlkMunienh	N	MEN	.73a	7.4		12.13	9.63	204	9.86	790	10.26	9.78	-.19	-15.4
BlkMunihld	N	MHD	.89a	6.0		16.69	13.89	37	14.80	310	16.02	14.71	-1.12	-10.4
BlkMunihd2	N	MUH	.81a	6.2		14.94	12.63	55	13.07	282	13.45	13.00	-.23	-11.6
BlkMuniv2	N	MVT	.88a	6.7		15.90	12.75	74	13.21	437	14.05	13.18	-.40	-14.5
BlMunyldCA	N	MYC	.74a	6.0		15.29	12.20	161	12.97	527	13.43	12.74	+.05	-12.3
BlkMuniyld	N	MYD	.80a	6.2		14.77	12.29	165	12.92	831	13.60	12.88	-.52	-11.0
BlkMunyNJ	N	MYJ	.90	6.9		16.33	12.54	72	13.02	430	13.40	13.02	-.22	-17.6
BlMunQlt2	N	MQT	.80	7.0		13.18	11.13	44	11.49	220	11.81	11.46	-.09	-12.3
▼BlkNY18	N	BLH	.03	.2		15.30	14.54	8	14.55	154	15.04	14.54	-.03	-1.0
BlkNYMB	N	BQH	.74	5.8		14.87	12.31		12.86	20	12.88	12.82	+.09	-12.6
BlkNYIQT	N	BSE	.69	5.7		13.39	11.84	15	12.20	302	12.21	12.10	+.13	-7.3
BlkNYIT	N	BNY	.83	6.9		14.87	11.70	34	12.05	256	12.36	12.02	-.20	-15.7
▼BlkRsCmdy	N	BCX	.79	10.7		10.50	7.37	385	7.33	2149	7.59	7.33	-.17	-25.0
BlkSciTch	N	BST	1.20	4.2		36.20	25.78	111	28.47	481	29.83	28.18	-.33	+6.7
BlkStMT	N	BSD	.78a	6.5		13.87	11.58	16	11.96	131	12.31	11.96	-.16	-12.6
BlkU&Inf	N	BUI	1.45	7.2		21.74	18.47	37	20.12	172	20.73	19.79	+.24	-6.9
BlkVAMB	A	BHV	.83	5.4		18.00	15.53		15.53					-9.8
▼BlkstFltRt	N	BSL	1.08	6.7		18.51	16.08	118	16.02	678	17.07	16.00	-1.02	-11.0
▼BlkstGSOSt	N	BGB	1.26	8.9		16.21	14.09	299	14.10	1605	14.37	14.03	-.10	-10.2
▼Blackstone	N	BX	2.19e	7.4	11	40.60	29.29	9133	29.76	49791	31.70	29.29	-1.66	-7.1
BlkstnMtg	N	BXMT	2.48	7.1	13	35.70	29.51	896	34.86	4338	35.22	34.46	-.15	+8.3
▼BlkLSCrInc	N	BGX	1.18	8.1		17.05	14.77	106	14.60	456	15.16	14.59	-.33	-8.3
BlinkCh n	Q	BLNK				8.65	1.28	142	1.88	1376	2.20	1.86	-.23	-39.7
BlockHR	N	HRB	1.00	3.7	10	29.81	22.45	2836	26.98	18444	28.63	26.73	-.06	+2.9
BlonderT	A	BDR				2.20	.50	5	1.21	67	1.22	1.11	+.06	+99.0
BloominBr	Q	BLMN	.36	2.0	15	25.00	17.97	1133	18.30	6676	19.49	18.06	-.89	-14.2
Blucora	Q	BCOR				41.35	20.25	196	27.32	1295	30.51	27.25	-2.00	+23.6
BlueAprn n	N	APRN				4.56	1.02	2563	1.05	13200	1.10	1.03	-.01	-73.9
BlueBird	Q	BLBD			7	26.95	15.66	133	16.24	545	18.20	16.18	-1.84	-18.4
▼BlueCapRe	N	BCRH	1.20	17.4		13.28	5.37	27	6.90	247	7.29	5.37	+.93	-42.7
BlueHBcp	Q	BHBK	.80	3.7	25	25.80	18.45	97	21.81	794	22.97	21.75	-.88	+8.5
▼BluebBio	Q	BLUE				236.17	99.15	742	103.39	3631	111.14	99.15	+1.16	-41.9
BluegVac n	N	BXG	.60	4.4		26.22	10.68	98	13.53	433	14.06	12.89	+.28	-25.9
▼BlueknEP	Q	BKEP	.32	20.0		5.60	1.60	132	1.60	753	1.71	1.58	-.05	-68.6
▼Bluekn pf	Q	BKEPP	.72	12.3		8.00	5.93	120	5.80	362	6.29	5.76	-.32	-25.4
BlueLinx rs	N	BXC			6	46.42	9.24	223	20.90	1014	24.15	20.73	-3.31	+114.1
BlueprtM n	Q	BPMC				109.00	50.51	381	56.24	1417	60.76	53.66	-1.23	-25.4
BluerkRsd	A	BRG	1.16	12.0		11.07	7.02	135	9.63	905	9.68	9.31	+.07	-4.7
BluerkRs pf	A	BRGpA	2.06	8.1		26.66	24.53	22	25.49	52	25.59	25.28	+.17	-3.4
BluerkR pfD	A	BRGpD	1.78	8.0		25.60	20.84	3	22.25	28	22.25	21.53	+.35	-11.7
BluerkR pfC	A	BRGpC	1.91	7.8		26.30	22.48		24.57	28	24.77	24.20	-.01	-3.5
Boeing	N	BA	6.84	2.1	30	394.28	279.90	3296	318.75	17268	334.49	315.51	-4.47	+8.1
Boingo	Q	WIFI				35.98	20.02	833	21.25	3124	24.35	21.22	-2.28	-5.6
▼BoiseCasc	N	BCC	.28	1.2	8	49.30	23.64	522	23.30	3164	25.22	23.20	-1.77	-41.6
Bojangles n	Q	BOJA			12	17.10	11.35	342	16.04	1518	16.12	15.95	-.06	+35.9
▼BonanzaCE	N	BCEI			8	40.38	23.43	364	23.25	1232	25.92	23.19	-2.28	-15.7
▼BonsoElec	Q	BNSO				5.04	2.18	1	2.37	12	2.37	2.18	+.17	-3.3
BookingHl	Q	BKNG			25	2228.99	1712.74	397	1807.14	1927	1894.02	1796.54	-27.37	+4.0
BootBarn	N	BOOT			8	31.62	14.87	1305	16.87	7416	20.67	16.39	-3.38	+1.6
BoozAllnH	N	BAH	.76	1.5	20	52.88	35.21	764	49.12	4927	51.12	48.52	+.54	+28.8
▼BorgWarn	N	BWA	.68	2.0	10	58.22	34.35	1959	34.63	9723	36.25	34.23	-1.11	-32.2
BorqsTch	Q	BRQS			65	11.15	2.11	13	3.88	39	4.99	3.75	-.09	-28.8
BostBeer	N	SAM			33	329.95	160.40	111	269.03	581	275.92	259.21	+3.13	+40.8
BosOma n	Q	BOMN				35.49	19.45	38	24.13	166	25.07	23.75	+.38	-25.5
▼BostPrv	Q	BPFH	.48	4.3	14	17.85	10.99	920	11.06	3924	12.28	10.96	-.70	-28.4
BostProp	N	BXP	3.80f	3.0	37	132.82	111.57	589	125.74	3719	129.25	124.20	-3.34	-3.3
BosProp pfB	N	BXPpB	1.31	5.7		25.85	21.82	5	23.03	78	23.73	22.81	+.01	-8.8
BostonSci	N	BSX			28	39.44	24.79	6822	35.80	30732	37.64	34.95	+.32	+44.4
BttmlnT	Q	EPAY				74.05	33.30	264	49.32	1676	51.60	49.04	-.88	+42.2
BldrG&IFd	N	BIF	.11a	1.1		11.84	10.02	183	10.28	846	10.65	10.27	-.34	-7.3
▲BovieMed	A	BVX				7.70	2.28	108	6.71	928	7.70	6.65	-.36	+158.1
BowlA	A	BWL/A	.68	4.5	42	16.64	13.61		15.00	1	15.04	15.00	-.05	
Box Inc n	N	BOX				29.79	15.71	1672	18.18	9671	19.66	17.98	+.02	-13.9
Boxlight n	Q	BOXL				17.40	1.57	67	1.70	312	2.19	1.66	-.30	-70.6
▼BoxwMrg un	Q	BWMCU				10.02	9.35	6	9.91	106	10.01	9.35	-.07	-.9
BoydGm	N	BYD	.24		16	40.44	22.30	1384	23.92	8166	24.80	23.34	+.17	-31.8
BradyCp	N	BRC	.85	2.1	23	47.35	35.00	238	41.15	1497	42.92	40.90	-.19	+8.6
BraemHot	N	BHR	.64	6.3	8	12.10	8.44	134	10.18	498	10.47	9.72	+.21	+4.6
▼BraeHtR pf	N	BHRpD				24.00	21.80	49	21.94	124	22.85	20.09	-.56	-5.4
Brainstorm	Q	BCLI				5.35	2.88	43	3.03	220	3.20	2.92	-.03	-22.7
▼Brandyw	N	BDN	.72	5.3	16	18.69	13.54	1171	13.65	10218	14.04	13.54	-.37	-25.0
BrasilAgro	N	LND				4.49	3.30	2	3.89	7	4.01	3.82	+.02	+11.0
Braskem	N	BAK	.78e	3.1		32.67	21.32	418	24.82	1909	25.69	24.34	-.53	-5.5
▼BridgeBcp	Q	BDGE	.92	3.4	15	38.00	26.74	50	27.00	177	28.27	26.74	-.46	-22.9
▼Bridgline rs	Q	BLIN				4.45	.28	210	.29	1576	.36	.26	-.06	-88.0
BridgptEd	N	BPI			12	13.63	5.31	94	7.86	627	8.18	7.75	+.06	-5.3
BridgBcs n	Q	BWB				13.87	10.04	115	10.98	759	11.76	10.96	-.35	-13.0
BridgfdFds	Q	BRID			18	21.55	12.20	1	17.99	3	18.11	17.43	+.47	+43.3
▼BrigStrat	N	BGG	.56	4.2	8	27.34	13.18	411	13.39	2093	13.94	13.18	-.48	-47.2
BrightHrz	N	BFAM			50	123.93	90.74	304	111.89	1314	116.96	111.74	-4.37	+19.0
BrghtSch n	N	BEDU			73	23.99	8.83	60	10.37	491	11.17	9.87	-.43	-44.5
▼BrghtSph	N	BSIG			21	16.31	11.13	462	11.01	2943	11.82	10.97	-.76	-32.0
Brightcove	Q	BCOV				10.75	6.30	92	7.39	562	7.47	6.99	+.36	+4.1
▼BrghtFn n	Q	BHF				67.55	32.40	2153	31.93	11520	34.96	31.34	-2.54	-45.5
BrghtFn pf n	Q	BHFAL	1.56	6.9		25.16	21.60	80	22.50	376	22.89	21.66	+.49	-10.0
Brinker	N	EAT	1.52	3.1	15	54.14	32.03	807	48.59	4955	50.87	47.77	-.92	+25.1
▼Brinks	N	BCO	.60	.9		88.10	60.35	485	67.24	2172	68.59	60.35	+5.19	-14.6
BrMySq	N	BMY	1.64f	3.1	52	70.05	46.94	9995	52.12	40949	54.25	51.37	-.96	-14.9
▼BristowGp	N	BRS	.28	9.6		18.91	3.26	1116	2.93	5009	3.64	2.91	-.66	-78.2
▼BritATob s	N	BTI	2.24e	6.8		71.45	33.51	2661	33.08	18907	34.96	33.00	-.62	-50.6
BrixmorP	N	BRX	1.12f	6.8	14	18.83	13.74	3445	16.46	16729	16.75	16.00	-.23	-11.8
BroadcInc	Q	AVGO	10.60	4.2		274.26	197.46	4271	254.83	27862	261.59	226.51	+26.27	-.8
BroadrdgF	N	BR	1.94f	2.0	28	138.24	87.51	1082	96.63	4283	101.92	96.34	-1.52	+6.7
▼BroadVis	Q	BVSN				4.50	1.50	5	1.72	55	1.99	1.50	+.08	-52.2
BrdwyFn h	Q	BYFC			4	2.55	1.02	8	1.23	66	1.35	1.13	-.04	-47.9
▼BroadwdE	Q	BWEN				3.28	1.32	124	1.50	201	1.63	1.32	-.13	-44.9
Brookdale	N	BKD				10.39	6.28	3257	7.87	10646	8.83	7.68	-.37	-18.9
BrkfdAs g s	N	BAM	.60	1.4	14	45.04	37.22	1451	41.41	6407	42.36	40.91	-.30	-4.9
BrookBus n	N	BBU	.25	.7	14	46.55	31.62	8	35.28	52	35.65	34.16	+.42	+2.2
▼BrkfDtla pf	N	DTLAp	1.91	9.6		29.03	19.50	17	19.94	105	20.55	19.50	-.11	-30.8
▼BrkGblInf	N	INF	1.40	12.6		13.63	10.81	28	11.13	267	11.24	10.81	+.05	-13.9
▼BrkfInfra s	N	BIP	1.88	5.0	28	46.88	36.55	178	37.50	1657	38.67	36.55	-.37	-16.3
▼BrkfldPrp	Q	BPY	1.26	7.6		22.31	16.42	1888	16.49	12268	17.20	16.42	-.70	-25.6
▼BrkfldPr A n	Q	BPR	1.26	7.7		21.16	16.38	1767	16.44	11299	17.16	16.38	-.72	-21.0
▼BrfldPr pf n	Q	BPRAP	1.59	7.1		25.49	22.66	11	22.50	249	23.30	22.50	-.35	-8.9
▼BrkRlAs n	N	RA	.20p			23.97	19.75	146	19.71	758	20.05	19.71	-.14	-15.7
BrkfReEn	N	BEP	1.96	7.2		35.34	26.08	156	27.23	945	27.73	26.81	-.39	-22.0
▼BrklneB	Q	BRKL	.42f	3.0	14	19.35	14.10	242	14.14	1627	14.56	14.10	-.40	-9.9
BrooksAuto	Q	BRKS	.44f	1.7	27	39.75	22.87	621	26.26	2978	28.12	25.85	-.11	+10.1
BrwnBrn s	N	BRO	.32f	1.2	24	31.55	24.34	1626	27.62	5865	27.91	26.98	+.03	
▼BrownFA s	N	BF/A	.66f	1.4	30	57.70	45.42	30	47.24	179	48.32	45.42	+1.23	-5.5
▼BrownFB s	N	BF/B	.66f	1.4	30	59.58	45.29	921	47.06	4841	47.59	45.29	+1.13	
BrukerCp	Q	BRKR	.16	.5	28	36.49	28.13	621	30.31	6002	32.40	30.23	-.29	-11.7
▼Brunswick	N	BC	.84	1.8	13	69.82	47.07	817	46.58	5117	51.31	46.32	-2.99	-15.6
BrynMawr	Q	BMTC	1.00	2.8	20	50.35	34.77	74	35.49	406	37.68	35.32	-.89	-19.7
Bsquare	Q	BSQR				5.55	1.75	38	2.10	131	2.13	1.98		-54.8
▼Buckeye	N	BPL	5.05	16.9		57.19	27.83	2330	29.91	7907	30.06	27.83	+.26	-39.6
Buckle	N	BKE	1.00e	5.3	10	29.65	17.80	417	18.99	1960	19.66	18.16	+.43	-20.0
Buenavent	N	BVN				16.80	11.67	1290	14.74	6266	15.44	14.72	-.32	+4.7
▼BldBear	N	BBW			14	10.45	4.71	123	4.52	430	5.17	4.37	-.48	-50.9
▼BldrFstSrc	Q	BLDR			7	23.28	11.16	2630	10.98	7067	12.23	10.85	-1.06	-49.6
BungeLt	N	BG	2.00	3.4	26	83.20	56.14	915	58.83	14281	62.92	58.19	-.64	-12.3
BurlStrs	N	BURL			34	180.27	108.34	836	158.30	5152	167.33	154.00	+.51	+28.7
▼BusinFst n	Q	BFST	.32	1.3	26	30.00	20.64	11	24.60	75	24.82	20.64	+1.20	-2.6
▼BylineBc n	N	BY				24.80	18.30	74	18.14	444	19.47	18.08	-1.04	-21.0

- C -

Name	Exch. Market	Symbol	Div	Yield	PE	52-week High	52-week Low	Vol 1000s	Friday Last	Vol 1000s	Weekly High	Weekly Low	Chg	YTD % Chg
:C&F Fnc	Q	CFFI	1.48a	3.0	13	67.40	45.28	5	49.85	28	51.83	47.55	-.51	-14.1
▼C&J Eng n	N	CJ				36.57	14.37	1847	14.59	6912	15.74	14.37	-.49	-56.4
CTrkMH23	N	MLPC	.89e	6.5		16.87	12.85	1	13.61	6	13.70	13.19	+.21	-10.6
CAE Inc g	N	CAE	.29		15	21.70	16.84	164	19.51	844	19.96	18.97	+.26	+5.1
CAI Intl	N	CAI			5	32.19	19.35	173	22.19	652	23.61	22.01	-1.13	-21.6
CAS Med	Q	CASM				2.70	.59	11	1.72	104	1.95	1.71	-.19	+123.4
CASI Phr h	Q	CASI				8.89	2.55	339	4.25	1594	4.49	3.74	+.35	+30.8
▼CB FnSvcs	Q	CBFV	.92f	3.6	18	36.95	25.50	7	25.45	18	26.37	25.02	-.47	-15.2
CBAK En h	Q	CBAT				1.75	.49	89	.56	297	.61	.50	+.04	-62.0
CBIZ Inc	N	CBZ			23	24.38	14.75	154	19.74	797	20.36	19.57	-.19	+27.8
CBL Asc	N	CBL	.30m	12.0		6.26	2.32	2245	2.49	12631	2.62	2.47	-.08	-56.0
▼CBL pfD	N	CBLpD	1.84	14.4		22.84	12.40	202	12.79	565	13.71	12.40	-.39	-41.5
▼CBL pfE	N	CBLpE	1.66	14.5		23.38	11.61	63	11.45	238	12.59	11.31	-.74	-48.1
CBM Bcp n	Q	CBMB				13.20	12.02	0	12.63	11	12.63	12.38	+.13	-1.3
CBOE Glb	A	CBOE	1.24	1.2	41	138.54	91.10	573	100.89	4237	106.63	100.33	-3.45	-19.0
CBRE GRE	N	IGR	.60	9.1		7.98	6.56	476	6.56	2404	6.80	6.56	-.20	-17.2
CBRE Grp	N	CBRE	.20	.5	16	50.43	38.05	1339	41.04	8952	42.21	40.31	-.11	-5.2
▼CBS A	N	CBS/A	.72f	1.5	14	61.25	47.64	5	48.18	24	50.71	47.64	-2.58	-19.4
▼CBS B	N	CBS	.72	1.5	11	61.59	47.47	3543	48.05	21374	51.11	47.45	-2.87	-18.6
CBTX Inc n	Q	CBTX	.20	.6	61	38.71	27.00	47	31.78	216	32.92	31.05	+.05	+7.1
▼CCA Inds	A	CAW				3.25	1.95	21	2.06	98	2.26	1.93	-.22	-34.6
▼CDK Globl	Q	CDK	.60	1.3	19	76.04	47.01	735	47.70	5176	49.22	47.01	-.28	-33.1
CDW Corp	Q	CDW	1.18f	1.3	31	96.75	66.88	1457	87.71	6745	93.24	87.65	-3.77	+26.2
▼CEVA Inc	Q	CEVA			36	49.75	23.01	136	22.51	755	24.11	22.45	-1.28	-51.2
▲▼CF FnAq un	Q	CFFAU				10.03	10.00	224	10.00	1977	10.03	10.00		-.1
CF Inds s	N	CF	1.20	2.9		56.51	35.70	4795	42.06	17473	42.83	40.29	+1.03	-1.1
CGI g	N	GIB				66.53	52.55	127	63.02	858	64.83	61.79	+.48	+16.0
CH Robins	Q	CHRW	2.00	2.4	23	101.20	80.83	1920	84.65	7749	89.56	83.47	-2.54	-5.0
▼CHF Sol rs	Q	CHFS				4.80	.67	28	.72	637	.80	.67	-.08	-79.3
CHS Inc pf	Q	CHSCP	2.00	7.2		30.98	27.29	21	27.71	71	29.67	27.56	+.42	-8.0
▼CHS pfB	Q	CHSCO	1.97	7.6		29.83	26.12	34	26.05	243	26.59	25.91	+.15	-9.6
▼CHS pfB2	Q	CHSCN	1.78	7.2		29.20	24.75	28	24.65	254	25.56	24.40	-.22	-9.9
▼CHS pfB3	Q	CHSCM	1.69	7.1		27.84	24.20	54	23.93	208	25.10	23.83	-.60	-9.6
▼CHS pfB4	Q	CHSCL	1.88	7.3		28.92	25.82	57	25.89	294	26.50	25.49	+.21	-8.0
CIM CmTr	Q	CMCT	.50a	3.0	76	20.40	11.75	1	16.65	24	17.34	16.50	-.25	-12.8
▼CIT Grp	N	CIT	1.00	2.4	16	56.14	42.30	1169	41.17	4788	44.46	41.02	-3.11	-16.4
CKX Lands	A	CKX	.12m	1.1	44	11.42	9.60	1	10.51	1	10.70	10.45	+.07	+3.2
CLPS Inc n	Q	CLPS				17.35	4.70	13	5.33	38	6.00	4.94	-.66	-3.3
▼CM Finan	Q	CMFN	1.00	13.5	7	9.90	7.40	25	7.40	168	8.00	7.35	-.13	-9.2
CM Fin23 n	Q	CMFNL	1.53	6.2		27.77	24.40	0	24.75	13	25.08	24.56	+.01	-1.3
CM SevSt n	Q	CMSS				11.00	9.59	69	10.13	322	10.15	10.02	+.05	+5.0
CM SvSt un	Q	CMSSU				11.00	9.94		10.50	1	10.50	10.50	-.05	+5.4
CM SevSt rt	Q	CMSSR				.65	.01	1	.38	16	.38	.32	+.07	+18.8
CME Grp	Q	CME	2.80a	1.5	41	197.08	143.68	1607	187.64	11269	192.89	185.21	+.53	+28.5
▲CMS Eng	N	CMS	1.43	2.7	32	53.59	40.48	2249	52.89	10217	53.82	52.17	-.04	+11.8
CNA Fn	N	CNA	1.40f	3.2	12	55.39	41.92	149	43.89	848	44.85	43.41	-.65	-17.3
▼CNBFnPA	Q	CCNE	.68	2.8	12	32.86	23.30	24	24.61	106	25.19	23.30	+.65	-6.2
▼CNH Indl	N	CNHI	.14e	1.5		15.65	9.29	892	9.29	5533	9.80	9.29	-.24	-30.7
▼CNO Fincl	N	CNO	.40	2.5	10	26.47	15.85	1559	15.74	7537	16.69	15.62	-.80	-36.2
CNOOC	N	CEO	4.92e	3.0		202.38	135.86	59	161.62	492	167.27	160.02	-2.37	+12.6
CNX Midst	N	CNXM	1.32e	7.3	11	21.05	16.55	215	18.00	851	18.96	17.91	-.60	+7.3
CNX Resc	N	CNX	.04	.3		18.37	11.69	2049	12.34	11866	13.47	12.29	-1.03	-15.7
ConslCoal n	N	CCR	2.05f	11.7		21.13	13.40	65	17.46	195	17.82	16.60	-.18	+11.6
CONSOL n	N	CEIX			8	48.12	25.00	259	32.56	2391	33.99	31.68	-.11	-17.6
CPFL Eng	N	CPL	.12e	.9		15.25	10.36	17	13.80	74	13.90	13.36	+.26	+20.0
▼CPI Aero	A	CVU			9	11.75	6.25	29	6.07	100	6.74	6.05	-.63	-32.2
CPI Crd rs	Q	PMTS				5.25	1.93	8	2.89	64	3.04	2.79	-.02	-21.3
CPS Tech	Q	CPSH			21	2.20	1.21	0	1.27	2	1.28	1.27	-.01	-23.5
CRA Intl	Q	CRAI	.80f	1.8	21	58.75	40.22	37	44.49	170	49.23	44.34	-3.12	-1.0
CRH Med	A	CRHM				4.50	2.15	45	3.48	168	3.76	3.41	-.18	+31.3
▼CRH	N	CRH	.72e	2.8		39.32	24.95	1018	25.50	5878	26.46	24.95	-.26	-29.3
CRISPR n	Q	CRSP				73.90	17.40	609	32.69	3359	37.62	32.42	-2.37	+39.2
▼CSG Sys	Q	CSGS	.84	2.5	20	48.82	31.73	144	33.40	993	34.03	31.73	+.94	-23.8
▼CSI Comp	Q	CCLP	.75	21.6		8.05	3.27	243	3.48	2175	4.19	3.27	-.73	-36.4
CsopChiA50	N	AFTY	1.17e	8.4		20.51	13.73	6	13.97	17	14.46	13.90	-.08	-20.6
CSP Inc	Q	CSPI	.60f	5.8	23	18.89	8.75	15	10.40	36	12.43	10.05	-1.35	-34.2
▼CSS Inds	N	CSS	.80	7.8		29.34	10.58	43	10.22	176	11.80	10.15	-.76	-63.3
CSW Ind n	Q	CSWI			26	57.20	41.50	48	50.22	277	51.68	49.44	-.49	+9.3
CSX	Q	CSX	.88	1.3	10	76.24	48.43	5722	65.83	25505	70.39	65.58	-2.20	+19.7
▼CTI BioP rs	Q	CTIC				5.36	1.32	397	1.25	1136	1.59	1.24	-.26	-53.5
CTI Inds	Q	CTIB				5.09	2.75	4	3.42	5	3.44	3.17	+.13	-15.9
CTS	N	CTS	.16	.6	22	39.20	25.08	125	26.71	650	28.43	26.57	-.84	+3.7
▼CUI Glbl	Q	CUI				3.28	1.48	92	1.55	265	1.67	1.48	-.09	-43.6
▼CURO Gp n	N	CURO				32.20	11.11	164	10.77	896	12.29	10.72	-1.40	-23.5
CVB Fncl	Q	CVBF	.56	2.7	17	25.14	19.50	445	20.69	2104	21.82	20.68	-1.02	-12.2
▼CVD Eqp	Q	CVV				11.97	4.00	31	3.89	135	4.47	3.87	-.42	-66.5
CVR Engy	N	CVI	3.00f	8.4		47.67	28.14	567	35.53	2546	38.02	35.47	-2.13	-4.6
CVR Ptrs	N	UAN	.71e	21.1		4.35	2.71	203	3.36	1316	3.67	3.31	-.12	+2.4
▼CVR Rfng	N	CVRR	2.95e		6	26.00	11.65	1403	11.01	3003	14.13	10.30	-3.03	-33.5
CVS Health	N	CVS	2.00	2.8	13	83.88	60.14	10624	71.88	53087	75.67	71.51	-2.21	-.9
CWA Inco n	N	CWAI				26.93	24.11		24.55	1	24.55	24.38	+.12	-3.9
CabGS flt34	N	GYB	.83	4.1		23.35	19.13	100	20.23	175	20.26	19.91	+.19	-12.0
CabcoJCP97	N	PFH	1.91	27.2		15.75	7.01	1	7.03	10	7.23	7.03	-.32	-52.3
▼CabAT&T34	N	GYC	.83	4.1		25.05	20.22	1	20.42	6	21.25	20.22	-.69	-9.5
CableOne n	N	CABO	8.00f	.9	37	924.31	597.40	39	855.42	189	903.85	849.61	-14.88	+21.6
▼Cabot	N	CBT	1.32	3.0	11	68.63	44.35	607	43.77	2500	46.91	42.97	-1.85	-28.9
CabotMicro	Q	CCMP	1.60	1.7	22	123.76	89.19	157	94.32	1153	99.99	93.11	-2.34	+.3
CabotO&G	N	COG	.28f	1.2	31	29.56	20.95	11308	23.31	40266	25.99	22.99	-1.92	-18.5
CACI	N	CACI			12	200.85	131.40	162	159.27	1263	165.40	157.16	+2.10	+20.3
Cactus n	N	WHD				40.97	19.18	522	27.79	1637	29.48	27.32	-1.58	+37.2
▼CadencB n	N	CADE	.64f	3.4	12	31.44	18.83	1860	18.84	8296	20.15	18.82	-.81	-30.5
Cadence	Q	CDNS			41	47.40	35.49	1294	43.22	7156	45.05	42.44	+.55	+3.3
Cadiz h	Q	CDZI				14.75	8.85	114	9.27	1047	10.34	9.21	-.59	-34.9
CaesarStne	Q	CSTE	.44e	3.0	24	26.50	12.50	247	14.67	1154	15.69	14.30	-.35	-33.3
▼CaesarsEnt	Q	CZR				14.50	7.07	13868	7.45	88042	7.64	7.07	-.13	-41.1
Cal-Maine	Q	CALM	.44e	1.0	10	52.30	39.50	234	45.10	1514	45.83	42.91	+1.44	+1.5
Caladriu rs	Q	CLBS				11.65	3.25	11	4.74	114	5.02	4.51	+.04	+35.0
▼CalaCvHi	Q	CHY	1.02	10.3		13.73	10.11	558	9.91	1932	10.45	9.85	-.39	-16.4
▼CalaCvOp	Q	CHI	.96	10.2		12.94	9.57	689	9.38	2044	10.13	9.34	-.43	-16.2
CalaCv&Inc	Q	CCD	2.00	11.1		22.99	17.78	53	17.97	368	18.80	17.93	-.67	-10.5
▼CalaGDyln	Q	CHW	.84	11.9		9.87	7.12	300	7.03	1452	7.40	7.01	-.21	-22.6
▼CalaGTR	Q	CGO	1.20	11.2		16.34	11.01	46	10.74	235	11.47	10.56	-.57	-28.7
▼CalaStrTR	Q	CSQ	.99	9.1		13.62	11.00	523	10.83	2264	11.47	10.77	-.45	-10.3
▼CalAmp	Q	CAMP			35	25.45	13.88	422	14.15	4316	17.26	13.88	-3.06	-34.0
CalavoGr h	Q	CVGW	1.00f	1.2	34	108.00	70.00	248	85.67	1225	93.13	85.14	-6.59	+1.5
CaledoMn n	A	CMCL	.28	5.0		9.94	5.01	5	5.57	23	5.70	5.35	-.01	-24.7
Caleres	N	CAL	.28	1.0	14	41.09	27.10	377	28.30	2134	30.46	28.23	-1.29	-15.5

Continued on **next page**

NYSE, NYSE American and Nasdaq Exchanges

Continued from **previous page**

Name	Exch. Market	Symbol	Div	Yield	PE	52-week High	52-week Low	Vol 1000s	Friday Last	Vol 1000s	Weekly High	Weekly Low	Chg	YTD % Chg
CalifRes rs	N	CRC				50.34	13.26	1895	20.96	9951	22.59	19.83	-.86	+7.8
▲CalifWtr	N	CWT	.75	1.5	35	48.94	35.25	376	48.77	1484	49.07	45.28	+2.86	+7.5
Calithera	Q	CALA				9.75	4.05	164	4.59	937	5.11	4.57	-.31	-45.0
Calix	N	CALX				10.75	5.55	425	9.30	1727	9.50	9.15	-.12	+56.3
CallGolf	N	ELY	.04	.2	35	24.67	13.49	1072	16.63	4797	17.00	16.15	+.03	+19.4
▼CallonPet	N	CPE			14	14.65	7.45	5950	7.02	24319	8.12	7.00	-1.02	-42.2
▼Callon pfA	N	CPEpA	5.00	9.9		53.15	50.46	11	50.50	74	52.25	50.29	-.18	-1.5
▼CalumetSp	Q	CLMT				9.35	2.85	773	2.66	1859	3.37	2.50	-.51	-65.5
▼Calyxt n	Q	CLXT				27.23	9.12	216	9.88	644	10.67	9.12	-.49	-55.2
CambLrn	Q	ABCD	1.36	9.4	41	14.53	5.19	276	14.48	1289	14.50	14.46	-.01	+154.9
▼Cambrex	N	CBM			16	69.43	41.93	397	41.64	2251	45.44	41.44	-3.63	-13.3
▼CambriaYld	N	SYLD	.49e	1.5		41.00	33.53	9	33.30	62	34.64	33.25	-1.10	-13.3
▼CambFgnY	N	FYLD	.75e	3.4		27.94	21.84	3	22.13	53	22.38	21.84	-.20	-16.1
▼CambGblV	N	GVAL	.54e	2.4		28.50	21.83	27	22.06	157	22.33	21.83	-.21	-13.9
CamGblMo	N	GMOM	.56e	2.2		29.42	24.30	3	25.03	72	25.20	24.86	-.11	-8.6
CambGlAss	A	GAA	.55e	2.2		28.60	25.20	26	25.36	57	25.60	25.32	-.18	-7.7
CambrEmS	N	EYLD				38.25	28.70	0	29.73	12	30.00	29.14	+.23	-14.3
CambEq n	N	CCOR				27.04	24.00	1	26.12	21	26.23	25.77	+.24	+1.2
CambTail n	N	TAIL				24.40	19.70	15	21.96	92	22.30	21.29	+.34	-2.8
CamValMom	N	VAMO				28.07	21.43	14	21.81	59	22.67	21.55	-.39	-12.6
CambrBc n	Q	CATC	2.00	2.4		95.06	75.00	7	82.02	28	84.65	79.50	-1.03	+2.8
▼CamdnN s	Q	CAC	1.20	3.3	16	47.86	35.48	19	36.64	174	37.76	35.48	-.41	-13.0
CamdenPT	N	CPT	3.08	3.4	24	95.67	78.19	706	91.50	3000	94.01	90.62	-.66	-.6
Cameco g	N	CCJ	.32			12.78	8.34	3818	11.96	12276	12.24	11.34	+.45	+29.6
CampSp	N	CPB	1.40	3.6	14	50.66	32.63	1465	39.16	10571	39.58	36.91	+1.39	-18.6
▼CampWrl n	N	CWH	.54	3.6		47.09	14.82	536	14.82	2954	16.03	14.63	-.68	-66.9
Camtek h	Q	CAMT	.56	7.0	17	11.11	5.15	40	8.00	337	8.20	7.84	+.12	+39.9
Can-Fite	A	CANF				2.75	1.12	19	1.27	375	1.33	1.25	+.01	-14.2
CdaGoose n	N	GOOS				72.27	26.28	2423	52.11	12406	59.40	51.82	-6.34	+65.1
▼CIBC g	N	CM	4.49e		7	100.01	78.80	530	80.10	2987	81.12	78.80	-.68	-17.8
CdnNR gs	N	CNI	1.82f			91.90	70.59	1115	77.36	5626	80.11	77.01	-1.51	-6.2
CdnNRs gs	N	CNQ	1.34			38.20	24.02	2014	25.63	17379	27.78	25.45	-1.30	-28.2
CP Rwy g	N	CP	2.60			224.19	166.36	1080	183.10	3440	195.82	182.80	-6.18	+.2
CdnSolar	Q	CSIQ			6	18.40	11.37	452	16.66	3032	17.11	15.94	+.39	-1.2
▼CancrGen h	Q	CGIX				2.25	.20	8324	.56	12244	.69	.20	+.34	-70.0
CannaeHl n	N	CNNE				21.90	16.25	389	17.03	1967	17.34	16.58	+.28	
▼Canon	N	CAJ				40.67	27.21	390	27.58	2505	27.93	27.21	-.14	-26.3
CanopyGr n	N	CGC				59.25	28.10	4618	30.92	28305	33.65	29.71	-.48	-40.0
CantelMed	N	CMD	.17e	.2	38	130.92	77.59	260	79.33	1306	82.55	79.06	-.98	-22.9
CantbryPk	Q	CPHC	.28	1.9	23	17.72	13.55	0	15.01	21	15.60	14.55	-.28	-7.7
CpStarFn n	Q	CSTR	.16	1.0	55	22.22	13.93	9	15.34	112	16.24	15.34	-.24	-26.1
CapBcp n	Q	CBNK			47	14.28	11.00	46	12.22	181	14.00	11.79	-1.28	-4.5
CapCtyBk	Q	CCBG	.36	1.5	20	26.95	19.93	15	24.80	104	26.80	24.43	+.22	+8.1
▼CapOne	N	COF	1.60	2.0	11	106.50	80.01	3652	78.73	13789	83.85	78.53	-3.94	-20.9
▼CapOne pfC	N	COFpC	1.56	6.3		26.63	24.78	58	24.86	214	25.14	24.75	-.04	-5.0
CapOne pfD	N	COFpD	1.68	6.6		26.98	25.13	71	25.35	412	25.40	25.27		-5.5
▼CapOne pfF	N	COFpF	1.55	6.2		27.31	24.85	89	24.99	399	25.15	24.76	-.03	-7.5
CapOne pfB	N	COFpP	1.50	6.1		25.80	24.50	73	24.51	394	24.78	24.50	-.07	-3.2
▼CpOne pf H	N	COFpH				27.19	24.56	44	24.56	300	24.88	24.45	-.09	-8.8
CapOne pfG	N	COFpG				25.48	21.30	79	21.54	425	21.80	21.38	-.06	-13.9
CapProd	Q	CPLP	.32	13.7	8	3.60	2.24	663	2.33	3497	2.46	2.31	-.09	-30.7
CapSenL	N	CSU				15.39	7.18	335	7.85	1058	8.88	7.80	-.75	-41.8
CapSwst	Q	CSWC	1.44f	7.2	18	24.18	14.85	113	20.08	513	21.25	19.85	-.23	+21.3
CapitalaF	Q	CPTA	1.00	13.1	23	9.05	6.88	95	7.66	246	8.04	7.56	-.22	+5.2
Capitala22	Q	CPTAL	1.50	6.1		25.97	23.13	1	24.51	8	24.77	24.31	-.22	-2.7
CapFedFn	Q	CFFN	.34a	2.6	21	14.15	11.80	309	13.17	1933	13.48	13.01	-.05	-1.8
CapInv n	N	CIC				10.06	9.65		10.00	2	10.02	9.90	-.02	+3.3
▼Capricor	Q	CAPR				2.29	.50	110	.53	1481	.70	.50	-.16	-66.5
CapsteadM	N	CMO	.64	8.7	11	9.37	6.58	566	7.39	4411	7.65	7.30	-.25	-14.6
Capstd pfE	N	CMOpE	1.88	7.6		25.85	24.62	32	24.84	139	24.86	24.68	+.09	-2.0
▼CpstnTur rs	Q	CPST				1.90	.66	594	.64	1880	.70	.63	-.04	-16.9
CarGurus n	Q	CARG			83	57.25	28.52	568	34.76	3495	36.85	34.18	-.58	+15.9
CaraThera	Q	CARA				24.30	11.46	749	14.05	3568	16.49	13.88	-2.02	+14.8
▼CarboCer	N	CRR				12.69	3.80	482	3.63	1891	4.28	3.60	-.66	-64.3
▼CarbBlk n	Q	CBLK				35.00	14.00	940	14.15	6332	15.51	13.84	-.79	-40.9
Carbonite	Q	CARB				43.63	20.50	303	25.61	1721	27.73	25.31	-.64	+2.0
CardnlHlth	N	CAH	1.90	3.8		75.75	48.14	3555	50.06	15237	54.99	49.92	-3.85	-18.3
CardiovSys	Q	CSII				40.00	20.58	169	27.95	1002	30.29	27.87	-.61	+18.0
Cardlytc n	Q	CDLX				28.29	11.10	247	13.53	1213	14.24	12.31	+.02	+1.2
Cardtronic	Q	CATM			49	39.10	17.35	612	27.45	2416	32.91	27.15	-2.85	+48.2
CareTrust	Q	CTRE	.82	4.0	38	20.65	12.73	649	20.44	4658	20.56	19.77	+.28	+22.0
Care.com	N	CRCM			90	22.95	15.14	165	17.04	844	17.62	16.58	+.13	-5.5
CareDx h	Q	CDNA				30.80	4.92	489	27.44	2651	28.75	26.15	+.76	+273.8
CareerEd	Q	CECO	.30f	2.4		19.07	11.38	326	12.64	1134	13.53	12.48	-.21	+4.6
Carlisle	N	CSL	1.60f	1.7	15	129.47	92.16	399	96.56	1842	103.73	96.08	-2.96	-15.0
▼CarlyleGp	Q	CG	1.24e	7.6	6	25.90	16.45	898	16.28	4428	17.97	16.28	-1.28	-28.9
CarlGp pfA	Q	TCGP	1.47	7.2		25.43	20.15	62	20.46	310	20.75	20.31	-.04	-19.4
CarMax	N	KMX			15	81.67	57.05	1220	61.21	6908	64.29	60.93	-1.35	-4.6
Carnival	N	CCL	2.00	3.6	13	72.70	53.47	4025	56.33	18747	57.52	55.45	-.40	-15.1
CarnUK	N	CUK	1.80f	3.2		72.29	53.09	337	55.57	1484	56.72	54.69	-.27	-16.2
CaroFin s	Q	CARO	.28	.9	14	45.58	28.49	66	31.30	369	33.07	29.52	-1.68	-15.7
CarolTrBk	Q	CART			28	10.00	7.20	11	7.44	38	8.18	7.41	-.21	-22.1
▼CarpTech	N	CRS	.80	2.2	29	61.49	38.33	395	37.06	2323	40.85	36.81	-2.80	-27.3
CarrSrv	N	CSV	.30	1.9	11	28.96	14.57	147	15.47	885	16.68	15.46	-.57	-39.8
▼Carrizo	Q	CRZO			11	31.57	13.50	3724	12.52	15621	15.75	12.34	-3.39	-41.2
▼CarrolsRst	Q	TAST			12	16.40	9.82	220	9.64	822	10.83	9.58	-.93	-20.7
▼Cars.cm	N	CARS				32.94	23.30	1100	23.63	4848	25.54	23.30	-.64	-18.1
▼Carters	N	CRI	1.80	2.2	13	129.00	81.55	781	82.22	3850	86.98	80.61	-.76	-30.0
Carvana A n	N	CVNA				72.59	16.02	1467	32.15	10004	37.40	31.82	-3.56	+68.1
CarverBc lf	Q	CARV			35	11.94	2.40	2	3.52	14	4.17	3.39	-.41	+21.0
CasaSys n	Q	CASA			35	34.21	11.26	360	13.85	1532	15.46	13.80	-1.33	-22.0
CasellaW	Q	CWST				34.48	20.80	462	30.37	1063	31.62	29.21	-.64	+31.9
▲Caseys	Q	CASY	1.16	.9	32	137.08	90.42	395	134.31	4252	137.08	116.23	+12.83	+20.0
CassInfo s	Q	CASS	1.04b	1.9	16	62.08	45.31	69	55.05	273	56.69	53.23	+1.12	+13.5
▼CastleBr	A	ROX				1.42	.74	185	.82	985	.87	.74	-.03	-32.8
▼CastlightH	N	CSLT				5.95	2.20	513	2.20	2453	2.59	2.16	-.15	-41.3
Catabasis n	Q	CATB				2.38	.53	324	.59	1664	.65	.57	-.01	-60.3
Catalent	N	CTLT			79	47.87	34.24	1005	34.64	4375	37.26	34.43	-1.68	-15.7
CatalstB rs	Q	CBIO				37.00	7.41	101	9.62	603	10.40	9.13	-.60	-29.5
CatalystPh	Q	CPRX				4.29	2.18	2699	2.34	11419	2.54	2.29	-.05	-40.2
Catasys n	Q	CATS				14.29	3.30	63	10.88	323	12.47	10.48	-.48	+190.1
▼CatchMTim	N	CTT	.54	6.9		13.73	7.72	538	7.88	2132	8.18	7.72	-.19	-40.0
Caterpillar	N	CAT	3.44	2.7	12	173.19	112.06	4479	126.77	27469	129.11	121.16	+3.22	-19.6
▼CathayGen	Q	CATY	1.24f	3.5	13	45.59	35.73	321	35.08	1848	37.56	35.06	-2.19	-16.8
CatoCp	N	CATO	1.32	9.3	14	26.88	10.76	241	14.12	1441	14.58	13.58	-.05	-11.3
▼CavcoInd	Q	CVCO			19	261.80	139.50	65	139.90	308	151.15	137.71	-10.36	-8.3
CecoEnv	Q	CECE	.30	4.1		9.18	4.00	129	7.38	571	8.14	7.26	-.64	+43.9
CedarF	N	FUN	3.70f	7.1	14	70.82	47.90	147	51.81	767	53.00	49.76	+.34	-20.3
CedarRlty	N	CDR	.20	5.8	8	6.20	3.34	252	3.43	1259	3.57	3.42	-.10	-43.6
CedarR pfB	N	CDRpB	1.81	7.6		25.46	21.68	3	23.70	8	24.26	23.53	-.49	-6.2
CedrRT pfC	N	CDRpC	1.63	8.6		25.35	18.09	11	18.96	89	20.20	18.65	-1.24	-24.3
Cel-Sci rs	A	CVM				4.44	.82	154	3.05	914	3.30	2.91	-.03	+61.4
▼Celanese	N	CE	2.16	2.5	9	119.29	87.31	986	86.69	5867	92.48	85.81	-4.57	-19.0
Celcuity n	Q	CELC				31.00	13.16	20	22.34	75	25.62	21.54	-1.59	+17.9
▼Celestic g	N	CLS			7	12.59	9.10	327	9.10	1845	9.89	9.07	-.56	-13.2
Celgene	Q	CELG			21	110.81	66.62	5254	68.20	34492	72.10	67.22	-1.88	-34.6
Celgene rt	Q	CELGZ				2.65	.11	38	.80	80	.90	.70	-.00	-17.5
Cellcom	N	CEL			7	10.62	5.43	4	6.73	41	7.14	6.65	-.32	-34.0
▼CelldexTh	Q	CLDX				3.09	.25	1707	.25	8744	.30	.25	-.01	-91.3
▼CellectBio n	Q	APOP				13.50	3.00	20	2.81	66	3.30	2.75	-.44	-59.9
Cellectar rs	Q	CLRB				14.50	2.02	16	2.27	1080	2.75	2.06	+.13	-83.4
▼Cellectis n	Q	CLLS				38.85	18.71	71	18.65	500	20.68	18.60	-1.60	-36.0
CallularBio	Q	CBMG				25.00	10.30	78	19.30	316	20.40	17.44	+.52	+71.6
Celsion rs	Q	CLSN				3.48	1.68	78	1.96	340	2.14	1.84	-.16	-26.9
CelsiusH n	Q	CELH				6.05	3.05	71	3.46	306	3.95	3.37	-.49	-34.1
▼Celyad n	Q	CYAD				48.20	20.54	5	20.15	32	23.00	20.14	-3.26	-53.2
▼Cementos	N	CPAC	.50e	5.3		14.11	8.96	13	9.50	48	10.12	8.96	-.10	-23.4
Cemex	N	CX	.29t			8.51	4.47	14814	4.65	59558	4.99	4.52	-.37	-38.0
Cemig pf	N	CIG	.08e	2.5		3.30	1.56	2439	3.26	15686	3.29	3.02	+.18	+58.3
Cemig	N	CIG/C	.08e	2.4		3.39	1.55	2	3.35	4	3.36	3.02	+.24	+81.0
▼Cemtrex rs	Q	CETX	.02p		3	3.57	.80	145	.82	389	.95	.72	-.13	-67.8
▼Cemtrx pf	Q	CETXP	.58t			6.20	1.17	4	1.84	21	2.50	1.17	-.66	-61.8
CenovusE	N	CVE	.20		6	11.47	6.89	2983	7.67	18391	8.19	7.32	+.07	-16.0
Centene s	N	CNC			18	148.98	94.69	2485	127.53	8205	136.87	126.33	-5.69	+26.4
▼CntRsDvA	Q	CDEV				23.12	13.53	4122	12.72	18918	15.00	12.68	-2.50	-35.8
▼CC MLPInf	N	CEN	1.25	16.3		11.48	7.56	189	7.68	1376	7.91	7.56	-.20	-22.9
▲CenterPnt	N	CNP	1.11	3.8	21	29.50	24.81	6405	29.30	31059	29.58	27.91	+.92	+3.3
▼CntrStBk	Q	CSFL	.40	1.9		32.27	21.93	909	21.33	3293	23.35	21.29	-1.59	-17.1
CentElBr B	N	EBR/B				9.06	3.43	1	7.29	9	7.73	7.18	-.10	+7.4
CentElecBr	N	EBR				7.86	3.14	257	6.27	1659	6.78	6.17	-.15	+10.0
CEurMed	Q	CETV				4.90	3.08	61	3.18	1124	3.28	3.12	+.04	-31.6
CnEurRusT	N	CEE	.56e	2.4		28.32	22.21	10	23.38	21	23.88	23.38	-.47	-4.1
CentrlFd rs	Q	CFBK			28	16.95	12.32	2	13.75	3	13.77	13.70	-.20	-9.1
CentGard lf	Q	CENT			18	45.02	29.81	144	33.05	583	34.58	32.49	+.02	-15.1
CenGrdA lf	Q	CENTA				41.97	27.14	206	30.01	1475	31.79	29.68	-.24	-20.4
CenPacFn	N	CPF	.84	3.3	16	31.61	23.85	115	25.42	538	26.70	25.25	-1.14	-14.8
▼CentSecur	A	CET	1.78e	.8		30.12	25.52	33	25.23	189	26.24	25.23	-.54	-7.9
CntlVyCm	Q	CVCY	.36f	1.9	15	22.34	18.05	17	18.80	83	19.76	18.70	-.25	-6.8
CentrxTh n	Q	CNTX												
CentricB rs	Q	CTRC				6.89	.70	65	4.11	414	4.75	4.00	-.58	+332.6
▼CentrusEn	A	LEU				4.55	1.61	91	1.65	508	2.01	1.61	-.27	-58.9
CentAl	Q	CENX			12	24.77	7.65	1084	8.15	6054	8.76	8.01	-.45	-58.5
CntyBcMA	Q	CNBKA	.48	.6		85.35	70.55	6	73.98	28	80.80	73.80	-6.13	-5.5
CentCas	Q	CNTY				9.85	5.77	73	6.68	451	7.07	6.58	-.15	-26.8
▼CentCmtys	N	CCS			7	36.00	18.59	454	18.39	1795	19.76	18.28	-1.36	-40.9
CntryLink	N	CTL	2.16	12.7	7	24.20	15.15	11319	17.00	68117	17.61	16.55	-.47	+1.9
CeragonN	Q	CRNT				4.95	1.85	563	3.89	2469	4.34	3.85	-.23	+96.5
Cerecor n	Q	CERC				5.74	1.55	73	3.32	348	3.48	3.27	-.07	+3.8
CerdHCM n	N	CDAY				44.98	29.68	482	35.24	2183	39.29	35.04	-2.98	+15.5
Cerner	Q	CERN			29	73.43	50.91	2445	55.91	13478	57.47	52.97	+2.18	-17.0
CerusCp	Q	CERS				8.05	3.35	873	5.53	5086	5.82	5.33	+.18	+63.6
Cervecer	N	CCU	.35e	1.4		30.35	24.30	139	25.45	836	25.81	24.75	+.42	-14.0
CescaTh h	Q	KOOL				3.92	.22	198	.30	435	.34	.29	-.01	-90.1
ChaSergT n	Q	CTAC				10.28	9.50		9.68	270	9.68	9.62	+.03	+1.9
ChaSerg un	Q	CTACU				10.05	9.95	3	9.99	233	10.00	9.95	+.01	-.5
Chaisma n	Q	CHMA				4.87	1.20	12	3.71	202	3.87	3.35	+.16	+118.2
ChampO hrs	Q	CSBR				17.90	3.05	79	9.84	351	10.63	9.35	-.27	+153.6
Changyou	Q	CYOU			7	25.65	12.68	367	20.50	1185	20.83	18.76	+1.31	-17.4
ChannAdv	N	ECOM				15.63	8.45	170	10.26	943	10.57	9.68	+.32	+14.0
Chantic rs	Q	BURG				5.15	1.42	7	2.00	86	2.08	1.81	+.11	-24.0
▼ChaparrE n	N	CHAP				19.35	8.10	36	7.50	190	9.80	7.50	-2.14	-49.4
CharahSol n	N	CHRA				12.00	5.27	27	6.26	316	6.71	6.08	+.08	-47.8
CharlsCol h	Q	CTHR				1.60	.83	22	.90	97	.94	.88		-33.3
ChRvLab	N	CRL			25	139.72	96.70	273	124.96	2261	132.92	124.56	-3.90	+14.2
ChartInds	Q	GTLS			41	80.31	43.50	427	61.26	1892	63.93	59.23	+.99	+30.7
ChartCm n	Q	CHTR			62	396.64	250.10	907	309.42	5351	323.68	307.51	-6.28	-7.9
ChaseCorp	A	CCF	.80f	.8	30	131.70	95.00	29	99.98	88	104.85	96.56	-.47	-17.0
ChathLTr	N	CLDT	1.32	7.0	28	23.91	17.90	179	18.89	1222	19.73	18.79	-.65	-17.0
ChkPoint	Q	CHKP			21	120.81	93.76	762	107.42	4655	111.10	105.67	+1.14	+3.7
▼CheckC nrs	Q	CHEK				19.78	3.08	153	2.93	1294	3.98	2.85	-.29	-72.0
ChckPnt n	Q	CKPT				6.29	1.89	26	2.02	212	2.22	1.95	-.24	-47.9
Cheesecake	Q	CAKE	1.32	2.9	14	60.19	43.26	641	44.76	3634	46.58	44.62	-1.13	-7.1
CheetahM	N	CMCM				18.18	5.37	944	6.92	7492	7.50	6.41	+.35	-42.7
ChefsWhs	Q	CHEF			69	39.26	18.40	175	36.46	881	38.65	36.22	-.30	+77.9
Chegg	N	CHGG				32.82	14.89	1158	29.21	6018	30.34	28.42	+.52	+79.0
Chembio	Q	CEMI				11.55	5.72	44	5.98	239	6.46	5.75	-.33	-27.1
Chemed	N	CHE	1.12	.4	23	335.99	234.00	167	287.88	731	310.99	287.24	-15.07	+18.5
▼ChemFinl	Q	CHFC	1.36	3.4	11	59.83	41.21	526	40.06	2165	44.32	39.91	-4.19	-25.1
ChemoCntx	Q	CCXI			50	15.08	5.42	103	10.03	551	10.61	9.77	+.18	+68.6
▼Chemours n	N	CC	1.00	3.6	7	54.62	25.17	6007	27.92	14621	28.11	25.17	+1.80	-44.2
ChemungF	Q	CHMG	1.04	2.5	24	56.83	39.01	2	41.50	22	43.51	40.82	-1.85	-13.7
CheniereEn	A	LNG	.56p			71.03	46.00	1847	60.61	9177	63.73	57.83	+.33	+12.6
ChenEnLP	A	CQP	2.32f	6.0		40.56	27.40	629	38.35	1445	39.00	36.48	+1.42	+29.4
Cherokee h	Q	CHKE	.20	32.9		2.15	.38	68	.61	312	.75	.58	-.04	-68.0
CherHMtg	N	CHMI	1.96	10.4	4	19.35	16.01	109	18.80	619	18.98	18.56	-.08	+4.5
ChrHMt pfA	N	CHMIpA	2.05	8.2		26.03	24.47	11	25.15	43	25.15	24.99	+.04	-2.5
▼ChesEng	N	CHK			4	5.60	2.51	47955	2.33	214212	2.76	2.33	-.39	-41.2
ChesEn pfD	N	CHKpD	4.50	9.2		58.43	45.99	5	48.70	13	51.44	48.50	-1.27	-2.0
ChesGranW	N	CHKR	.24e	18.7	1	2.15	1.20	36	1.29	236	1.39	1.29	-.07	-30.1
ChespkLdg	N	CHSP	1.60	5.7	19	33.81	24.98	137	28.08	1142	28.75	27.91	-.48	+3.7
▲ChespkUtil	N	CPK	1.48	1.6	26	93.09	66.35	80	93.12	347	93.40	87.80	+4.42	+18.5
Chevron	N	CVX	4.48	3.9	24	133.88	107.54	6173	113.83	35530	117.72	111.67	-1.66	-9.1
ChiRivet	A	CVR	.84	2.7		34.90	28.70	1	30.93	2	30.94	30.56	+.35	-2.7
ChkSoup n	Q	CSSE	.45p			11.41	6.19	33	8.94	155	9.00	7.30	+.99	-.7
ChkSoup pf	Q	CSSEP	2.44	9.8		27.14	24.05	1	24.94	10	25.08	24.67	+.10	+.2
Chicos	N	CHS	.34	6.0	9	10.90	4.42	5296	5.69	25122	5.99	5.32	-.11	-35.5
▼ChildPlace	Q	PLCE	2.00	2.2	21	161.65	95.38	614	92.68	3069	104.98	92.36	-9.10	-36.2
Chimera rs	N	CIM	2.00	10.6	8	19.35	15.77	1102	18.94	6289	19.22	18.82	-.21	+2.5
Chimer pfA	N	CIMpA	2.00	8.0		26.33	24.51	18	24.95	73	25.20	24.84		-3.4
Chimer pfB	N	CIMpB	2.00	7.9		26.41	24.88	29	25.25	124	25.40	25.07	-.05	-2.1
Chimerix	Q	CMRX				5.94	3.11	249	3.25	974	3.53	3.22	-.04	-29.8
ChAdvCns	Q	CADC				10.20	2.00	30	2.41	57	2.93	2.41	-.27	-44.0
ChinaAuto	Q	CAAS			5	5.23	2.00	27	2.32	110	2.57	2.31	-.13	-51.7
ChinaBio	Q	CBPO			20	107.44	60.08	205	72.02	638	78.97	71.67	-4.75	-8.6
▼ChinCer rs	Q	CCCL				6.45	1.00	151	1.10	1754	1.25	1.00	+.05	-54.0
ChiCmCr h	Q	GLG				3.33	.38	27	.48	153	.54	.40	+.01	-65.5
ChiCustR n	Q	CCRC				35.10	7.90	11	12.00	296	13.45	12.00	-1.08	-29.6
ChinaDEd	N	DL	.45e		8	10.71	7.04	13	7.13	221	8.00	7.13	-.27	-23.1
ChinaEAir	N	CEA				45.33	25.68	6	30.72	50	30.97	29.58	+.57	-15.0
▼ChiFnOnl	Q	JRJC				4.14	1.00	126	1.08	1275	1.56	1.00	-.36	-59.7
ChinaFd	N	CHN	.55e	3.1		24.76	16.57	79	17.93	147	18.39	17.75	+.05	-17.2
ChinaGreen	N	CGA	.10e	17.4	1	2.11	.45	45	.57	211	.68	.55	-.11	-53.7
ChinaHGS	Q	HGSH			2	4.48	1.08	2	1.19	33	1.44	1.16	+.04	-2.9
▼ChnaIntNt n	Q	CIFS				58.50	1.10	137	1.29	1188	1.45	1.10	+.04	-96.9
▲ChinaJJ h	Q	CJJD				2.39	1.17	501	2.28	1889	2.40	2.02	+.15	+83.9
ChinLend h	Q	CLDC	.32e	29.9		7.75	.77	33	1.07	232	1.12	.97	+.06	-65.6
ChinaLife s	N	LFC	.14e	1.3		17.32	9.85	388	10.54	3361	10.67	10.11	+.21	-32.5
ChinaMble	N	CHL	3.50e	7.4		53.23	43.25	1010	47.57	5021	49.35	47.24	-1.71	-5.9
ChinaNRes	Q	CHNR				4.23	1.57	0	1.69	8	1.69	1.61	-.05	-36.7
▼ChiNBorun	N	BORN			1	1.57	.67	33	.71	311	.84	.67	-.13	-43.5
ChOnlEd n	N	COE				14.39	6.98	5	7.73	26	8.35	7.31	-.12	-38.2
ChinaPet	N	SNP	3.73e	4.5		105.61	70.16	217	82.40	947	84.15	80.72	+.02	+12.3
ChinaPhH	A	CPHI				1.45	.17	79	.24	947	.28	.24	-.01	+36.9
▼ChinRap n	N	XRF				6.87	1.55	47	1.49	196	1.66	1.49	-.12	-74.0
ChiRecy rs	Q	CREG				4.05	1.00	87	1.01	619	1.07	1.00	-.02	-64.1
ChinaSoAir	N	ZNH	.64e	1.9		70.52	25.45	26	33.45	202	34.56	32.50	+.30	-35.4
ChnaTcF rs	Q	CNTF				4.07	1.57	6	1.71	39	1.86	1.70	-.11	-33.9
ChinaTel	N	CHA	1.21e	2.4		54.10	41.28	43	50.31	255	51.57	49.70	-.34	+6.0
ChinaUni	N	CHU				15.19	10.33	5423	11.10	8488	11.46	10.89	-.09	-18.0
ChXDPlas	Q	CXDC			1	4.80	1.28	38	1.55	234	1.75	1.54	-.02	-66.3
ChiXFsh rs	A	XNY				7.10	4.20		6.55					+33.9
▼ChinaYuch	N	CYD	.73e	5.7	4	27.98	12.84	52	12.76	336	13.53	12.74	-.84	-46.8
ChiCache lf	Q	CCIH				4.75	.95	75	1.26	255	1.34	1.22	-.08	-25.4
ChinaNt rs	Q	CNET				11.90	1.00	49	1.43	327	1.55	1.41	-.14	+30.7
ChipMOS	Q	IMOS			11	20.37	12.81	154	17.27	362	18.30	16.71	+.10	-10.9
Chipotle	N	CMG				530.68	247.52	696	457.83	2502	479.91	455.30	-9.60	+58.4
ChoiceHtls	N	CHH	.86	1.2	36	85.35	69.06	249	72.15	1359	75.39	71.61	-2.72	-7.0
▼ChrisBnk	N	CBK				1.37	.33	272	.32	986	.42	.32	-.06	-74.5
▼ChromaDx n	Q	CDXC				7.15	2.79	123	3.02	1115	3.19	2.79	-.15	-48.6
ChubbLtd	N	CB	2.90e	2.3	16	157.50	120.50	1594	128.12	9596	132.12	127.19	-2.84	-12.3
ChungTel	N	CHT	1.29e	3.7		39.33	34.02	55	34.92	352	35.21	34.68	+.14	-1.5
▲ChurchDwt s	N	CHD	.87f	1.3		69.36	44.87	1734	68.73	9455	69.49	65.61	+1.92	+37.0
ChrchCap n	N	CCC				9.63	9.50	139	9.56	2327	9.60	9.54	-.01	-.4
ChrchC wt	N	CCC/WS												
▼ChrchC un	N	CCC/U				10.15	10.03	11	10.10	159	10.12	10.03		-.4
ChrchllD	Q	CHDN	1.63f	.6	22	314.60	222.90	81	258.10	397	274.49	256.40	-4.36	+10.9
▼ChuysHldg	Q	CHUY			78	34.10	19.70	149	19.46	761	21.33	19.34	-1.66	-30.6
▼CideraTh n	Q	CDTX				8.55	2.91	493	2.78	747	3.44	2.75	-.55	-59.1
▲CienaCorp	N	CIEN			8	36.55	20.71	5145	34.55	30359	36.55	31.08	+3.27	+65.1
Cigna	N	CI	.04		20	227.13	163.02	3632	205.37	12134	213.71	199.53	-.74	+1.1
▼Cimarex	N	XEC	.72	1.1	10	130.16	70.59	1438	68.54	7078	74.99	68.02	-6.68	-43.8
Cimpress	Q	CMPR				171.76	109.00	126	110.05	694	118.07	109.63	-1.75	-8.2
▼CincB pfB	N	CBBpB	3.38	10.1		51.75	34.89	46	33.50	119	39.67	33.16	-5.11	-34.3
▼CinciBell rs	N	CBB			41	21.70	9.38	480	9.34	2973	11.59	9.31	-2.20	-55.2
CinnFin	Q	CINF	2.12	2.7	14	82.86	66.33	462	79.41	2264	80.55	77.94	-.73	+5.9
Cinedigm rs	Q	CIDM				1.81	.49	13	.76	439	.87	.71	-.01	-49.6
Cinemark	N	CNK	1.28	3.2	16	44.00	33.36	966	40.29	5324	41.18	38.12	+1.36	+15.7
▼CinerRes	N	CINR	2.27	10.2	10	29.36	22.35	13	22.14	81	23.32	22.14	-.95	-11.8
Cintas	Q	CTAS	2.05f	1.2	27	217.34	147.38	597	169.74	2854	176.08	169.09	-1.66	+8.9
▼Circor	N	CIR	.15	.6	16	54.89	27.87	124	27.27	532	30.22	27.14	-.91	-44.0
Cirrus	Q	CRUS			16	55.13	34.49	796	35.94	3361	38.48	35.89	-.81	-30.7
Cisco	Q	CSCO	1.32	2.9	23	49.47	37.35	27359	45.82	130171	48.20	45.64	-.62	+19.6
Cision	N	CISN			36	18.28	11.16	455	12.00	3483	12.35	11.63	-.06	+1.1
▼CitiTrends	Q	CTRN	.32	1.7	15	34.90	18.36	112	18.99	679	20.32	18.36	-.68	-28.2
▼CitGBP Dl n	N	UGBP				32.62	17.40	2	17.95	22	18.42	17.40	-.99	-32.2
▲Citi GBP n	N	DGBP				32.02	18.65	1	31.17	7	32.02	30.41	+1.54	+46.2
CitEUR Dl n	N	UEUR				31.62	18.64		19.27	40	19.64	18.90	-.39	-30.1
Citi EUR n	N	DEUR				31.07	18.78	0	30.60	16	30.80	29.41	+1.15	+33.4
Citi AUD n	N	DAUD				31.14	18.62	0	28.86	1	28.87	28.12	+.68	+44.3
CitAUD Dl n	N	UAUD				32.65	18.39		19.72	2	19.78	19.32	+.15	-26.2
CitJPY Dl n	N	UJPY				39.22	22.12	0	22.49	5	22.89	22.31	-.55	-23.1
CitiStratDv	N	DIVC				37.34	34.01		34.18	0				-2.3
Citigp pfN	N	CpN	1.97	7.5		27.78	25.90	166	26.29	1500	26.33	26.00	+.17	-4.3
CgpVelLCrd	N	UWT				50.75	12.50	8805	13.46	44523	15.15	13.07	-1.17	-45.1
CgpVelICrd	N	DWT				17.38	4.53	4883	12.98	25053	13.58	11.57	+.75	-7.6
▼Citigroup	N	C	1.80f	3.3	9	80.70	55.41	22398	55.02	131133	58.33	54.63	-3.33	-26.1
▼Citigp pfJ	N	CpJ	1.78	6.7		29.65	26.50	83	26.60	458	26.90	26.46	-.11	-7.8
Citigp pfK	N	CpK	1.72	6.6		29.10	25.73	203	25.87	936	26.13	25.78	-.07	-9.3
Citigrp pfS	N	CpS	1.58	6.3		27.40	25.08	131	25.26	382	25.56	25.23	-.15	-6.2
Citigrp pfL	N	CpL	1.72	6.8		27.09	25.15	23	25.27	112	25.35	25.18	+.07	-4.9
CitiusPh wt	Q	CTXRW				1.20	.51		.90					+50.0
▼CitiusPh n	Q	CTXR				5.29	.94	19	1.10	185	1.22	.94	-.05	-71.1
Citiz&Nthn	Q	CZNC	1.08	4.3	19	28.99	22.00	10	25.40	42	26.27	24.77	-.16	+5.8
▼CtzCmtyBc	Q	CZWI	.20f	1.8	16	14.25	11.00	10	11.05	47	12.28	11.00	-.82	-18.1
▼CitizFincl	N	CFG	1.08	3.6	8	48.23	30.75	5924	30.26	31348	32.86	30.07	-2.75	-27.9
▼CitizFst	Q	CZFC	.28	1.2	14	27.10	20.73	0	22.45	5	23.55	20.73	-1.35	-6.5
CitizHold	Q	CIZN	.96	5.0	15	24.00	19.08		19.26	1	20.11	19.50	-1.00	-16.6
CitizInc	N	CIA				8.80	6.67	45	7.56	297	7.88	7.30	+.02	+2.9
CitrixSy s	Q	CTXS	1.40	1.3	28	116.82	83.70	1637	109.14	9046	111.44	106.84	+1.77	+24.0
CtyHld	Q	CHCO	2.12f	3.0	18	83.27	64.32	48	71.73	436	74.28	70.95	-.56	+6.3
CityOffce g	N	CIO	.94		9	13.37	10.03	177	10.87	1228	11.06	10.66	-.10	-16.4
▼CityOff pfA	N	CIOpA	1.66	7.7		25.87	21.58	5	21.63	106	21.99	21.45	-.45	-14.1
▼Civeo	N	CVEO				4.64	1.55	1057	1.50	6605	1.72	1.48	-.20	-45.1
▼CivistaBcsh	Q	CIVB	.36	2.0	24	25.88	18.14	272	18.08	397	19.79	17.06	-1.10	-17.8
Civista pf	Q	CIVBP	1.63	2.4		80.00	63.95	0	67.13	0				-9.2
CivitasSolu	N	CIVI			25	19.80	11.15	145	14.68	328	15.74	12.10	+1.03	-14.2
Clarus	Q	CLAR	.10	1.0		12.00	6.35	85	10.04	383	10.75	9.95	-.78	+27.9
ClayGSCn	N	GCE	1.43e	10.1		17.09	13.34		14.14	0	13.95	13.95	+.36	-15.1
CleanEngy	Q	CLNE				4.05	1.31	1316	1.91	4802	2.20	1.90	-.20	-5.9
CleanHarb	N	CLH				72.50	44.75	1078	55.53	4240	57.14	54.47	-1.98	+2.5
ClearChan	N	CCO				6.38	3.90	73	5.79	913	5.93	5.44	+.36	+25.9
▼ClrBrEnTR	N	CTR	1.35e	15.0		13.18	8.82	971	8.99	2288	9.18	8.82	-.20	-22.6
ClearOne	Q	CLRO	.28	22.0		9.50	1.12	43	1.27	222	1.45	1.24	-.03	-85.8
ClrAllCGr n	Q	CACG				31.85	26.75	86	28.18	169	29.24	28.00	-.21	+1.1
ClrLgCap n	N	LRGE				34.24	28.98	1	30.72	3	31.63	30.41	-.48	+4.5
ClrDvStr n	Q	YLDE				29.55	26.35	0	27.14	1	27.52	27.14	-.34	-1.9
ClrbrgMLP	N	CBA	.80m	11.9		9.58	6.53		6.75					-18.5
▼ClearEnFd	N	CEM	1.76f	15.6		17.36	11.13	931	11.31	4849	11.74	11.13	-.36	-25.9
▼ClrbEOpFd	N	EMO	1.47e	16.4		13.36	8.82	660	8.94	3223	9.14	8.82	-.23	-24.2
Clearfield	Q	CLFD			19	15.30	10.35	19	10.80	149	11.86	10.50	-.91	-11.8
▼ClearsBio n	Q	CLSD				15.33	1.26	348	1.26	2040	1.50	1.26	-.11	-82.0
▼ClearSign	Q	CLIR				4.70	1.11	23	1.16	544	1.40	1.11	-.24	-67.8
ClearwPpr	N	CLW			15	50.60	21.55	66	27.71	544	28.62	26.67	+.50	-39.0
ClearwEn A	N	CWEN/A	1.32f	7.3	37	20.68	15.30	205	17.97	1642	18.20	17.63	-.05	-4.7
ClearwEn C	N	CWEN	1.32f	7.2	25	20.75	15.55	221	18.24	1776	18.44	17.83	+.01	-3.5
ClemPhr n	Q	CMTA				20.15	8.10	29	11.40	281	12.93	11.40	-.37	-39.9
CleBio hrs	Q	CBLI				4.25	1.54	4	1.71	17	2.00	1.71	-.32	-57.4
ClevCliffs	N	CLF	.20	2.5	3	13.10	6.30	8515	8.01	51470	9.10	7.94	-.92	+11.1
ClipRlty n	N	CLPR	.38			14.38	7.62	26	12.69	144	12.90	12.29	+.19	+27.0
Clorox	N	CLX	3.84	2.3	27	167.70	113.57	838	164.52	4682	167.54	160.66	+2.05	+10.6
CloudPeak	N	CLD				5.70	.69	762	.71	3832	.83	.69	-.03	-84.2
Cloudera n	N	CLDR				22.43	10.50	2980	12.34	15402	13.07	12.05	+.09	-25.3
▼CloughGA	A	GLV	1.44	13.6		13.77	10.74	43	10.59	197	11.05	10.37	-.44	-20.6
CloughGEq	A	GLQ	1.38	11.8		15.84	11.38	49	11.71	229	12.28	11.68	-.36	-12.4
ClghGlbOp	A	GLO	1.20	13.6		11.53	8.83	318	8.83	1211	9.30	8.83	-.51	-18.8
ClovisOnc	Q	CLVS				69.02	11.50	4742	20.76	17980	22.66	18.60	-.48	-69.5
CoDiagn n	Q	CODX				6.66	1.45	95	1.92	156	2.47	1.85	-.32	-27.2
CoStar	Q	CSGP			65	448.35	283.11	207	357.48	954	374.67	354.00	-9.37	+20.4
▼CoastFn n	Q	CCB				18.90	13.02	9	12.62	28	14.87	12.30	-2.30	-23.0
CCFemsa	N	KOF	1.75e	2.9		79.42	54.53	48	60.25	402	61.15	57.74	+.31	-13.5
CocaBtl	Q	COKE	1.00	.5	51	230.00	125.08	24	210.15	162	220.00	208.04	-8.00	-2.4
CocaCola	N	KO	1.56	3.2	93	50.84	41.45	13796	49.34	73687	50.02	48.47	+.25	+7.5
CocaCEur n	N	CCEP	1.12f	2.4		49.43	36.17	1263	47.28	8326	48.01	46.78	+.24	+18.6
CocrystP n	Q	COCP				6.45	1.51	30	3.12	106	3.87	2.92	-.56	-32.3
CodaOct n	Q	CODA				8.44	3.28	1	5.90	5	6.18	5.70	+.15	+23.7
Codexis	Q	CDXS				23.05	6.75	503	19.51	2535	21.52	19.20	-1.70	+133.7
▼CdrsVlly	Q	CVLY	.62b	2.8	12	33.45	21.49	21	22.29	98	24.90	21.49	-1.71	-19.0
▼Coeur	N	CDE			35	8.94	3.81	3093	3.82	14249	4.24	3.80	-.30	-49.1
CoffeeH	Q	JVA			32	5.75	3.65	3	3.85	29	3.99	3.73	-.04	-9.6
CogentC	Q	CCOI	2.24f	4.8		57.65	35.75	173	46.76	1349	49.66	46.54	-.83	+3.2
Cognex s	Q	CGNX	.20f	.5	30	70.00	36.16	1342	39.66	5246	42.70	38.00	-1.74	-35.2
CognizTch	Q	CTSH	.80	1.2	21	85.10	65.14	2855	67.77	20044	69.29	66.42	-.23	-4.6
CohBar n	Q	CWBR				10.79	2.55	57	3.92	138	3.99	3.45	+.42	-21.1
Cohen n	A	COHN	.80	9.0		12.00	7.40		8.88	12	9.50	7.73	+.35	+10.7
▼CohSClosed	N	FOF	1.04	9.3		13.52	11.10	223	11.18	845	11.33	11.09	-.09	-16.0
▼CohStGlbl	N	INB	1.12	13.9		10.44	8.00	51	8.07	464	8.25	8.00	-.06	-18.3
Cohen&Str	N	CNS	1.32	3.7	16	47.83	34.29	130	35.72	788	37.86	35.62	-.48	-24.5
CohStInfra	N	UTF	1.60	7.5		24.61	20.88	155	21.34	858	21.77	21.00	+.08	-11.1
▼C&SLtDP&I	N	LDP	1.87	8.7		26.65	21.08	161	21.40	898	21.81	21.08	-.28	-17.9
▼C&SIncEgy	N	MIE	1.32	15.5		11.40	8.36	112	8.53	650	8.74	8.36	-.09	-16.8
CohStQIR	N	RQI	.96	8.3		12.79	10.55	288	11.50	1504	11.81	11.50	-.23	-9.1
CohStRE	N	RNP	1.48	8.2		21.36	17.80	163	18.11	659	18.61	18.06	-.50	-14.9
CohStSelPf	N	PSF	2.06	8.2		29.03	24.50	26	25.22	107	25.49	24.70	+.03	-10.7
CohenStTR	N	RFI	.96	8.2		13.10	11.38	83	11.75	305	12.17	11.71	-.41	-8.0
▼Coherent	Q	COHR			16	329.00	112.82	288	111.03	1614	122.00	110.45	-8.68	-60.7
CoherusBio	Q	CHRS				20.66	8.30	652	9.73	3105	10.66	9.56	-.71	+10.6
▼Cohu	Q	COHU	.24	1.4	16	27.83	16.64	247	16.65	1181	17.93	16.53	-.13	-24.1
▼Colfax	N	CFX			15	42.08	21.46	1621	21.02	8107	23.21	20.89	-2.03	-46.9
ColgPalm	N	CL	1.68	2.6	27	77.91	57.41	4976	65.17	22930	65.88	62.18	+2.46	-13.6
▼CollPlant n	Q	CLGN				8.99	4.41	11	4.10	37	5.00	4.10	-.74	-54.2
▼CllctUnv	Q	CLCT	.70	6.1	8	30.82	11.78	41	11.40	157	13.00	11.35	-1.60	-60.2
Collegium n	Q	COLL				29.90	13.70	366	18.14	1996	19.50	18.03	-.92	-1.7
Colliers	Q	CIGI	.10	.2	17	84.20	46.60	39	53.39	272	60.60	53.29	-7.22	-11.5
▼ColonyBk	Q	CBAN	.20	1.2	11	19.50	12.29	5	16.15	21	17.50	12.29	-.45	+10.6
ColonCap	N	CLNY				12.31	5.28	3989	5.63	15826	6.08	5.57	-.44	-50.7
ColCap pfB	N	CLNYpB	2.06	8.5		25.95	22.26	12	24.27	71	24.59	24.14	-.38	-4.5
ColCap pfE	N	CLNSpE	2.19	9.0		26.96	23.86	11	24.27	162	24.61	24.13	-.25	-8.7
▼ColCap pfG	N	CLNYpG	1.88	8.7		25.81	21.31	4	21.52	59	22.04	21.00	-.09	-14.4
▼ColCap pfJ	N	CLNYpJ				24.84	19.38	119	19.57	610	20.09	19.19	-.61	-20.3
▼ColCap pfI	N	CLNYpI	1.79	9.2		25.75	19.48	87	19.50	236	20.23	19.48	-.67	-22.6
▼ColCap pfH	N	CLNYpH	1.78	9.1		25.60	19.40	12	19.47	148	20.04	19.40	-.55	-22.2
ColBnkg	Q	COLB	1.04a	2.8	20	46.71	31.35	281	36.92	1575	38.65	36.83	-1.54	-15.0
▼Col Sust n	N	ESGW				32.13	26.73		26.76	1	26.94	26.73	-.18	-11.3
▼Col SusInt n	N	ESGN				32.31	25.20		25.86	1	25.99	25.20	+.06	-15.4
▼Col SusUS n	N	ESGS				32.51	26.69	0	26.75	7	27.50	26.69	-.66	-9.6
ColumTr ef n	A	DIAL				20.09	19.80		19.80					-.7
ColumFn n	Q	CLBK				17.73	14.01	149	15.50	582	15.90	15.13	-.13	+.5
Col Bey	N	BBRC	.50e	3.0		20.47	16.36	3	16.72	1073	16.99	16.60	-.16	-9.3
ColEmxChi	N	XCEM				30.22	23.50	0	24.22	5	24.64	24.00	-.19	-12.5
ColQualDv	N	HILO	.32e	2.4		17.10	13.12	0	13.35	7	13.48	13.18	+.04	-16.0
Col EMCns	N	ECON	.10e	.5		29.87	19.61	1767	20.71	3711	21.12	20.08	+.06	-26.4
Col IndiaC	N	INCO	.03e	.1		51.06	37.00	19	43.11	171	43.28	39.62	+1.79	-13.1
▼Col IndiaInf	N	INXX	.10e	.9		16.79	10.67	6	11.52	44	11.56	10.67	+.29	-27.4
Col IndSC	N	SCIN	.17e	1.2		25.98	13.00	3	14.21	36	14.36	13.04	+.49	-39.4
ColumbPT	N	CXP	.80	3.9	12	25.07	19.55	524	20.47	3453	21.50	20.18	-1.01	-10.8
ColSelTec	N	STK	.92a	5.1		24.17	17.72	54	17.95	300	19.50	17.95	-.11	-19.3
ColuSprtw	Q	COLM	.96f	1.1	27	95.74	67.32	431	84.41	1983	92.75	83.34	-3.96	+17.4
Colmbus	Q	CMCO	.20	.7	61	45.85	29.70	65	30.53	582	32.11	30.37	-.97	-23.6
comScore n	Q	SCOR				25.69	14.55	113	15.57	509	16.49	14.94	+.61	-36.4
Comcast s	Q	CMCSA	.76	2.1	17	44.00	30.43	18064	36.34	105345	37.93	36.18	-1.07	-8.9
▼Comcst29	N	CCZ	1.58e	3.1		64.00	48.54		50.75	0	50.75	48.54	+1.45	-19.3
▼Comerica	N	CMA	2.40f	3.5	12	102.66	69.39	4347	68.98	17756	73.82	68.67	-4.45	-20.5
ComfrtS	N	FIX	.36f	.8	28	59.83	39.40	211	45.08	1340	47.97	44.89	-1.44	+3.3
▼CommScpe	Q	COMM			16	41.60	16.80	3397	16.80	16099	18.02	16.79	-.13	-55.6
ComndSec	A	MOC				3.55	1.20	17	2.80	141	2.81	2.76		-8.8
CmcBMO	Q	CBSH	.94b	1.6	15	72.55	54.24	529	58.05	2208	60.21	57.88	-2.05	+4.0
▼CmcBc pfB	Q	CBSHP	1.50	6.0		26.63	24.81	21	25.15	87	25.28	24.81	+.05	-4.6
▼CmclMtls	N	CMC	.48	2.8	35	26.72	17.26	602	17.29	4775	18.36	17.19	-.88	-18.9
▼CmclVehcl	Q	CVGI			12	13.90	5.91	144	5.99	647	6.60	5.91	-.09	-44.0
CommSys	Q	JCS	.08m	3.2		4.24	2.15	24	2.47	198	3.18	2.20	+.27	-30.6
CmtyBkSy	N	CBU	1.52	2.5	16	67.07	50.72	185	60.15	988	62.77	59.84	-1.36	+11.9
▼CmtyBkTr	Q	ESXB			18	10.05	7.69	23	7.98	90	8.30	7.65	-.29	-2.1
CmtyFinCp	Q	TCFC	.40	1.4	11	40.44	28.25	4	28.70	31	31.50	28.70	-1.98	-25.1
CommuFt n	Q	CFBI				12.51	10.14	0	10.92	22	10.92	10.60	+.30	-5.9
CmtyHlt	N	CYH				6.36	2.48	3736	3.92	9658	4.73	3.89	-.70	-8.0
CmtyHlt rt	Q	CYHHZ				.04	.00	1190	.00	6937	.00	.00		-85.7
CmtyHcT n	N	CHCT	1.62f	5.3	78	32.81	22.41	98	30.59	501	31.19	30.30	-.44	+8.9
▼CmtyTrBc	Q	CTBI	1.44	3.5	13	53.00	41.02	38	40.73	261	43.54	40.70	-2.10	-13.5
CmtyWest	Q	CWBC	.20	1.9	14	12.97	10.25	36	10.65	78	10.99	10.48	-.30	
CommVlt	Q	CVLT				72.65	48.35	453	56.73	1901	58.94	55.17	+.49	+8.1
CBD-Pao	N	CBD	.08e	.4		25.12	17.91	1061	20.59	3686	21.59	20.50	-.88	-12.6
▼CompDivHd	N	CODI	1.44	10.6		18.35	13.55	371	13.59	1683	14.75	13.51	-.90	-19.8
▼ComDivH pf	N	CODIpA	1.81	10.2		24.85	17.30	26	17.79	157	18.15	17.30	-.15	-27.9
CompssMn	N	CMP	2.88	6.3	16	76.65	45.25	291	45.90	1682	49.24	45.71	-1.98	-36.5
Compugn	Q	CGEN				5.00	2.35	106	3.04	562	3.31	2.97	-.26	+21.6
CmptrPr	Q	CPSI	.40	1.6	42	34.65	24.29	90	25.43	516	26.87	25.39	-.87	-15.4

Continued on **next page**

NYSE, NYSE American and Nasdaq Exchanges

Continued from **previous page**

Name	Exch. Market	Symbol	Div	Yield	PE	52-week High	52-week Low	Vol 1000s	Friday Last	Vol 1000s	Weekly High	Weekly Low	Chg	YTD % Chg
▼CmpTask	Q	CTG	.24	5.6		9.62	4.16	34	4.32	218	4.42	4.16	-.05	-15.3
Compx	A	CIX	.20	1.5	13	16.50	11.95	1	13.48	7	14.49	13.48	-.94	+1.4
CmstkH rs	Q	CHCI				6.58	1.20	7	1.82	53	1.86	1.70	+.07	+7.1
ComstkM rs	A	LODE				.49	.12	759	.16	3459	.16	.13	-.01	-60.0
ComstkRs rs	N	CRK				12.32	4.51	1361	5.24	3419	7.72	5.12	-2.44	-38.1
Comtech	Q	CMTL	.40	1.6	21	36.94	20.25	139	25.63	1124	28.27	24.61	-2.81	+15.9
▼ConAgra	N	CAG	.85	2.8	14	39.43	30.05	7054	29.89	27973	31.17	29.58	-.95	-20.7
▼ConatusPh	Q	CNAT			8	7.95	1.49	878	1.52	6226	1.75	1.49	-.19	-67.1
ConcertPh	Q	CNCE				30.71	10.80	232	13.50	1014	13.99	12.18	+.98	-47.8
▼ConchoRes	N	CXO			17	163.11	117.74	1572	115.02	9545	126.00	114.40	-7.39	-23.4
ConcdMed	N	CCM				4.20	2.46	0	3.79	4	3.80	3.70	-.03	+13.8
▼ConcrPump	Q	BBCP				15.25	8.13	36	9.90	136	12.00	8.13	-.30	+1.5
▼CondHos rs	A	CDOR	.78e	8.9	11	11.32	7.56	10	8.75	109	9.41	7.56	-.65	-12.1
▼Conduent n	N	CNDT				23.39	11.24	4088	11.09	14043	12.02	11.07	-.87	-31.4
Conformis h	Q	CFMS				2.87	.42	464	.52	4333	.59	.47	+.01	-78.2
▼ConiferH n	Q	CNFR				7.20	4.12	2	5.04	162	5.10	4.12	+.27	-13.1
▼Conifer23 n	Q	CNFRL	1.69	6.9		26.00	24.24		24.50	4	25.00	24.24		-2.4
Conmed	Q	CNMD	.80	1.3	24	83.49	49.22	167	63.74	688	68.36	63.45	-1.39	+25.1
▼Conns	Q	CONN			19	42.65	20.37	628	19.93	3328	25.84	19.56	-3.80	-43.9
ConnectOne	Q	CNOB	.30	1.6	14	31.40	18.11	158	18.75	907	19.30	18.25	+.24	-27.2
ConnWtrSv	Q	CTWS	1.25	1.8	37	70.30	48.86	20	68.56	165	68.69	66.55	+1.14	+19.4
ConocoPhil	N	COP	1.22f	1.9	52	80.24	50.18	6397	64.55	33025	67.08	63.30	-1.36	+17.6
ConsolCom	Q	CNSL	1.55	13.8		14.23	10.31	460	11.23	3481	11.88	11.03	-.49	-7.9
ConEd	N	ED	2.86	3.4	17	89.70	71.12	3046	83.83	13784	84.32	81.30	+1.37	-1.3
▼CnsTom	A	CTO	.32f	.6	6	67.97	54.61	15	53.98	54	58.52	53.98	-4.33	-15.0
ConsolWtr	Q	CWCO	.34	2.8	22	15.35	11.70	22	12.14	209	12.99	11.90	-.72	-3.0
▲ConstAlph n	Q	CNAC				10.20	9.72	38	10.21	471	10.21	10.17	+.02	+4.7
ConstAlp un	Q	CNACU				16.04	9.74		10.32	5	10.32	10.30	+.01	+1.4
ConstAl rt	Q	CNACR				.95	.01		.15	390	.15	.10		-51.6
▼ConstellA	N	STZ	2.96f	1.6	11	236.62	180.17	1331	181.27	10298	191.40	180.17	-7.34	-20.7
▼ConstellB	N	STZ/B	2.68f	1.5	14	234.00	181.83		181.83	1	185.00	181.83	-10.50	-20.1
ConstPh n	Q	CNST			8	12.21	5.57	9	6.08	148	6.50	5.57	+.09	-47.1
Constellm	N	CSTM				14.10	7.34	1732	7.71	7753	8.94	7.41	-.29	-30.9
▼ConstPrt n	Q	ROAD				14.06	8.17	52	8.34	628	9.63	8.08	-.66	-31.1
ConsuPtf	Q	CPSS			5	4.70	3.18	77	3.41	138	3.71	3.33	-.13	-17.8
CnE pfB	N	CMSpB	4.50	4.4		105.95	96.93	0	102.51	0	102.51	101.02	-.49	-1.4
ContainStr	N	TCS			9	12.42	3.57	353	4.64	1474	5.13	4.62	-.47	-2.1
Contango	A	MCF				7.32	2.80	220	3.31	1160	3.85	3.22	-.48	-29.7
▼ContlBldg	N	CBPX			12	39.60	25.51	439	25.86	2136	27.62	25.27	-1.07	-8.1
ContMatls	A	CUO				19.95	10.53	4	12.00	8	13.44	11.74	-.06	-36.8
ContlRescs	N	CLR			18	71.95	43.53	1972	45.77	11256	47.99	44.96	-1.46	-13.6
ContraFect	Q	CFRX				2.93	.88	295	2.08	1128	2.20	1.97	-.07	+105.9
ContraV rs	Q	CTRV				3.28	.37	348	.44	1884	.48	.37	-.03	-84.7
▼Control4	Q	CTRL			28	37.62	18.87	461	18.29	1736	20.53	18.25	-1.48	-38.5
ConturaE n	N	CTRA				76.50	60.76	116	68.24	863	69.29	64.61	+3.24	
ConvrgOn n	Q	CVON	.08	.6		12.75	8.01	356	12.44	1042	12.52	12.41	-.03	+24.6
CooTek n	N	CTK				11.58	5.40	95	8.22	344	8.34	7.07	+.87	-12.9
▼CoolHl rs	Q	AWSM				22.61	1.53	119	1.50	1235	1.87	1.50	-.33	-79.1
CooperCo	N	COO	.06		79	283.18	216.47	287	249.97	2167	260.90	241.15	+6.96	+14.7
CooperTire	N	CTB	.42	1.3	44	40.78	22.58	318	31.22	2357	31.85	30.28	+.36	-11.7
▼CooperStd	N	CPS			7	146.78	64.80	114	65.08	984	69.40	64.60	-2.06	-46.9
CopaHold	N	CPA	3.48	4.5	9	141.34	67.38	451	77.84	2050	81.01	75.43	-1.37	-41.9
Copart s	Q	CPRT			28	67.08	39.21	2218	48.04	9750	50.16	47.09	+.76	+11.2
Copel	N	ELP	.26e	3.1		8.70	4.70	380	8.29	3310	8.41	8.05	-.01	+8.7
CorbusPhm	Q	CRBP				9.96	4.50	502	6.51	2349	6.94	6.41	-.39	-8.3
Corcept	Q	CORT			14	25.96	11.21	2841	16.11	24470	19.48	12.59	+3.07	-10.8
▼CoreLabs	N	CLB	2.20	3.3	37	130.34	68.78	801	66.36	3906	75.08	66.23	-8.64	-39.4
CoreMold	A	CMT	.05			23.80	6.37	18	7.76	99	8.60	7.76	-.44	-64.2
CoreMrk s	Q	CORE	.44f	1.8	22	40.12	17.10	181	24.76	1340	26.45	24.01	+.02	-21.6
▼CorePtLd n	N	CPLG				28.30	12.41	452	11.80	1788	13.46	11.75	-1.50	-57.7
Corecivic	N	CXW	1.72	8.2	12	26.09	18.61	712	21.01	3436	22.27	20.88	-1.11	-6.6
▼CoreLogic	N	CLGX			19	55.79	36.76	430	36.33	2237	38.84	36.21	-1.83	-21.4
CorEn pfA	N	CORRpA	1.84	7.8		25.75	23.28	7	23.71	46	24.08	23.52	-.31	-7.9
CorEnInf rs	N	CORR	3.00	8.1	16	39.46	33.49	74	37.18	414	37.66	36.47	+.19	-2.7
CoreSite	N	COR	4.40f	4.5	36	118.90	88.37	252	96.90	1614	100.12	94.37	-.29	-14.9
Corindus n	A	CVRS				1.65	.70	471	1.25	1261	1.33	1.17	-.01	+23.8
CorMedix	A	CRMD				2.40	.17	1230	1.40	11281	1.72	1.37	-.22	+178.9
CorOnDem	Q	CSOD				59.18	34.32	346	52.51	2638	54.33	50.54	+1.41	+48.6
CrnstTotR	A	CRF	3.35	29.2		16.22	11.11	366	11.47	1847	12.10	11.39	-.21	-25.0
CrnrstnStr	A	CLM	3.40	28.9		16.24	11.27	582	11.76	2408	12.47	11.67	-.29	-24.0
Corning	N	GLW	.72	2.3		36.56	26.11	3195	31.43	24361	32.58	30.87		-1.8
▼CpBT JCP	N	JBN	1.75	27.9		14.36	6.04	11	6.27	69	6.35	6.04	+.21	-50.1
▼CorpCapT n	N	CCT	1.61	12.0		19.00	13.60	520	13.38	3091	14.17	13.36	-.64	-16.3
▼CorpOffP	N	OFC	1.10	4.9	12	31.01	22.60	958	22.41	5377	24.57	22.36	-1.99	-23.3
Cort1Aon27	N	KTN	2.05	6.8		34.37	29.05	2	30.01	5	30.01	29.35	+.30	-8.3
CortsJCP97	N	KTP	1.91	26.1		16.26	7.04	13	7.33	43	7.35	7.05	-.04	-48.6
CortsJCP	N	JBR	1.75	27.6		14.64	6.00	7	6.35	26	6.36	6.10	+.26	-49.2
CortsPE	N	KTH	2.00	6.9		35.00	29.12	8	29.15	14	29.81	29.15	-.51	-9.9
Corvel	Q	CRVL			31	70.73	46.45	30	64.26	148	67.70	64.03	-.63	+21.5
▼CorvusPh n	Q	CRVS				13.91	5.38	48	5.26	303	6.02	4.93	-.63	-49.2
Cosan Ltd	N	CZZ	.26e	3.1		11.89	6.21	941	8.40	5056	8.65	8.21	-.11	-13.4
▼Costamre	N	CMRE	.40	8.3		8.39	4.73	409	4.83	2520	5.19	4.73	-.13	-16.3
Costam pfB	N	CMREpB	1.91	8.9		27.43	19.20	9	21.43	27	21.61	20.51	+.14	-14.4
Costmr pfC	N	CMREpC	2.13	9.9		26.05	20.68	2	21.50	41	22.35	21.22	-.90	-15.5
Costam pfD	N	CMREpD	2.19	10.1		26.79	21.10	15	21.79	84	22.61	21.59	-.55	-15.6
Costco	Q	COST	2.28	1.1	29	245.16	175.79	8812	207.06	19257	230.45	205.51	-17.80	+11.3
Cott Cp	N	COT	.24	1.7		17.69	13.99	685	14.39	4051	15.10	14.39	-.31	-13.6
▼Coty	N	COTY	.50	6.8		21.68	7.37	11099	7.31	46257	8.05	7.29	-.19	-63.2
▼CountrP rs	Q	CPAH				7.30	1.33	23	1.43	144	2.15	1.30	-.67	-55.5
CountyBcp	Q	ICBK	.28	1.4	11	33.76	19.41	6	20.44	39	21.11	20.43	-.40	-31.3
CoupaSft n	Q	COUP				84.53	30.65	605	64.53	5537	67.67	60.09	+4.42	+106.7
CousPrp	N	CUZ	.26	3.1	13	9.88	8.11	5969	8.34	28605	8.43	8.13	+.08	-9.8
CovantaH	N	CVA	1.00	6.4		18.05	14.15	631	15.59	4541	15.85	15.30	-.03	-7.8
▼Covenant	Q	CVTI			15	35.19	19.10	90	18.77	507	21.20	18.62	-2.03	-34.7
CowenInc s	Q	COWN			16	17.99	11.63	328	13.54	1500	14.79	13.52	-.66	-.8
▼Cowen27 n	Q	COWNZ	1.84	7.4		26.24	24.45	10	24.71	48	25.02	24.45	-.09	-3.9
▼Cowen33 n	Q	COWNL	1.94	8.0		25.49	24.12	8	24.20	104	24.65	24.05	-.24	-2.9
CrackerB	Q	CBRL	5.00	2.9	18	185.00	141.63	428	171.43	2263	176.68	169.83	+.57	+7.9
CraftBrew	Q	BREW			31	21.00	15.24	55	15.59	286	16.29	15.50	-.21	-18.8
▼Crane	N	CR	1.40	1.8	21	102.65	77.00	337	75.99	1926	79.94	75.51	-3.18	-14.8
CrwfdA	N	CRD/A	.28	3.1	65	9.21	7.47	34	9.07	284	9.13	8.91	+.02	+6.7
CrwfdB	N	CRD/B	.20	2.2	64	10.44	7.54	35	8.98	210	9.23	8.90	+.04	-6.7
Cray Inc	Q	CRAY				28.60	18.76	236	23.14	1239	24.40	22.52	-.73	-4.4
CreatReal n	Q	CREX				3.43	2.52	3	3.06	63	3.23	2.85	-.14	+9.5
Credicp	N	BAP	8.57e	3.9		239.54	189.69	145	217.94	953	224.98	214.61	-2.74	+5.1
CreditAcc	Q	CACC			16	467.26	297.63	114	381.15	514	395.17	371.00	+1.05	+17.8
CSVixST rs	Q	VIIX				23.85	10.84	87	17.14	343	17.91	16.22	+.11	+45.5
CS FlLgCG	N	FLGE				302.18	194.93	4	219.07	23	237.51	216.90	-2.93	-4.0
CSSilvCC	Q	SLVO	.41e	6.2		8.20	6.23	4	6.61	32	6.70	6.57	-.05	-16.3
CSGoldCvC	Q	GLDI	.45e	5.4		9.32	7.90	4	8.36	20	8.39	8.32	-.02	-7.4
CSVS3xInSlv	Q	DSLV				39.55	20.93	111	33.54	461	34.16	32.00	+.32	+42.1
CSVS3xInG	Q	DGLD				60.61	37.83	73	51.75	200	52.45	50.49	+1.49	+18.6
CSVIVxMT	Q	ZIV				94.42	60.60	59	62.94	317	65.01	61.61	-1.01	-29.0
▼CrSuisInco	A	CIK	.26	9.3		3.34	2.83	120	2.84	971	2.88	2.83	-.03	-14.1
CS LgBrnt n	N	UBRT				316.38	144.81		246.59					+38.2
CrS Crd n	Q	USOI	2.50e	11.8		33.00	20.82	0	21.17	2	22.01	21.17	-.88	-20.6
CS MthlMtg	N	REML				31.42	22.00	27	24.63	134	25.72	24.50	-.70	-19.5
▼CS MAsHi	N	MLTI	1.30e			28.64	26.68	1	26.28	1	26.29	26.27	-.32	-6.1
▼CredSuiss	N	CS	1.22e	11.0		19.98	10.85	4018	11.10	34747	11.49	10.85	-.01	-37.8
CrSuiHiY	A	DHY	.29	12.6		2.86	2.27	303	2.28	1192	2.31	2.28	-.01	-19.7
Cree Inc	Q	CREE				51.78	30.78	806	43.52	4302	45.97	43.43	-.35	+17.2
CrescPtE g	N	CPG	.12	3.7	18	9.25	2.85	2941	3.23	15246	3.45	3.01	+.02	-57.6
CrestEq rs	N	CEQP	2.40	7.4		40.55	24.80	817	32.30	2073	32.92	29.32	+1.59	+25.2
Cresud	Q	CRESY	4.29e			21.90	10.33	88	12.06	578	12.52	11.65	-.11	-43.2
Crinetic n	Q	CRNX				42.00	19.23	44	33.58	266	35.70	31.55	+.29	+37.0
Criteo SA	Q	CRTO			19	36.66	19.13	510	23.58	3102	24.87	22.63	+.55	-9.4
Crocs	Q	CROX				29.80	10.86	959	25.39	4189	26.45	24.95	+.39	+100.9
CronosGp n	Q	CRON				15.30	5.12	6327	11.28	58727	13.15	11.06	-1.44	+48.0
▼CrossAmer	N	CAPL	2.10m	14.6	31	24.94	14.12	64	14.40	318	15.55	14.12	-.94	-39.4
CrssCtryHl	Q	CCRN			21	14.31	7.41	122	7.86	1501	8.48	7.47	-.17	-38.4
CrosTim	N	CRT	1.29e	9.1	14	15.97	11.46	12	14.25	55	14.25	13.70	+.50	-3.0
CrwnCstle	N	CCI	4.50f	3.9		117.60	98.85	2231	114.55	10648	117.52	113.69	-.08	+3.2
CrwnCst pfA	N	CCIpA	1.72	.2		1160.00	1007.84	13	1089.77	57	1099.57	1089.77	-8.16	-3.8
CrownCfts	Q	CRWS	.32	5.4	14	7.54	5.00	8	5.88	39	5.97	5.65	+.17	-8.8
CrownHold	N	CCK			19	62.27	40.09	1731	45.94	8234	48.35	45.22	-2.06	-18.3
Cryolife	N	CRY	.12	.4	92	36.05	16.80	95	28.58	712	30.05	28.06		+49.2
CryoPort rs	Q	CYRX				16.88	6.66	383	9.15	1140	11.35	8.86	-2.11	+6.5
Ctrip.com s	Q	CTRP			18	51.91	25.00	4867	28.18	21438	29.58	27.73	-.39	-36.1
CubeSmart	N	CUBE	1.28f	4.1	29	33.18	25.22	1279	31.39	6846	32.42	31.01	-.75	+8.5
Cubic	N	CUB	.27	.5	94	77.35	52.25	229	56.39	1226	57.56	54.66	+1.26	-4.3
CueBioph n	Q	CUE				17.99	4.47	94	5.27	289	5.49	4.71	+.43	-54.7
CullenFr	N	CFR	2.68	2.9	17	121.66	90.02	416	92.13	2072	96.35	91.50	-2.60	-2.7
CullnF pfA	N	CFRpA	1.34	5.7		25.35	23.31	2	23.65	18	24.08	23.62	-.01	-5.9
▼Culp Inc	N	CULP	.40f	2.0	12	33.90	19.43	20	19.96	136	21.52	19.43	-.60	-40.4
CumbldPh	Q	CPIX				7.60	5.06	4	6.00	13	6.28	5.74	-.18	-18.5
Cummins	N	CMI	4.56f	3.4	37	194.18	124.72	1109	133.84	6721	139.35	132.38	-4.76	-24.2
▼Curis rs	Q	CRIS				5.20	.60	748	.84	5478	.85	.60	+.09	-76.0
CurSwiss	N	FXF				102.27	93.42		95.00					-1.9
CurtisWrt	N	CW	.60	.6	21	143.38	100.99	318	103.34	1527	107.49	101.66	-.24	-15.2
Cush Jn37 n	N	PPLN				22.11	13.19		16.82	3	16.85	16.27	+.42	-15.7
▼CushTRet rs	N	SRV	1.08	11.6		13.05	9.15	56	9.31	246	9.56	9.15		-22.0
▼CushngRen	N	SZC	1.64	10.8		21.30	15.11	62	15.15	264	16.38	15.01	-.99	-25.4
▼CushRoy rs	N	SRF	.48	6.8		10.10	7.10	18	7.08	99	7.30	7.06	-.21	-24.4
CustomBcp	N	CUBI			6	32.34	17.59	288	17.82	1449	18.94	17.59	-.26	-31.4
CustBc p C	N	CUBIpC	.57p			26.90	25.16	1	25.33	9	25.55	25.16	+.17	-4.6
CustBc pfD	N	CUBIpD				27.40	24.60	1	24.61	14	25.25	24.61	-.64	-7.7
CustBc pfE	N	CUBIpE				26.94	23.75	6	24.99	37	25.30	24.79	-.06	-5.9
▼CustoBc pf F	N	CUBIpF				26.87	23.01	5	23.00	34	23.71	23.00	-.34	-12.3
▼Cutera	Q	CUTR			33	56.05	17.00	112	16.52	539	18.50	16.40	-1.61	-63.6
Cyanotch h	Q	CYAN				5.78	3.08	2	3.43	14	3.77	3.43	-.22	-12.3
CybrOpt	Q	CYBE			55	22.30	12.90	22	19.26	109	20.02	19.10	-.20	+28.4
CyberArk	Q	CYBR			71	84.21	40.63	497	73.97	2404	79.16	73.12	-.55	+78.7
Cyclacel pf	Q	CYCCP	.60	9.6		7.40	4.85		6.25	1	7.00	6.21	+.66	-15.5
▼Cyclacel rs	Q	CYCC	.15p			2.08	.78	19	.84	378	.91	.78	-.01	-51.7
CymaBay	Q	CBAY				15.59	7.37	340	8.66	2457	9.03	8.33	+.06	-5.9
CynergT n	A	CTEK				5.45	3.23	17	4.78	131	4.78	4.61	+.01	+18.0
CypressEn	N	CELP	.84	13.2	9	8.50	5.50	7	6.36	71	6.81	6.15	-.13	+6.0
CypSemi	Q	CY	.44	3.5	21	18.87	11.75	4789	12.74	21597	13.56	12.72	-.21	-16.4
Cyren Ltd	Q	CYRN				3.79	2.00	6	2.52	142	2.70	2.32	-.14	+.8
CyrusOne	Q	CONE	1.84	3.1	72	69.01	43.49	999	59.33	4574	59.85	56.47	+1.90	-.3
▼CytRx rs	Q	CYTR				2.35	.48	154	.47	934	.57	.46	-.08	-72.3
Cytokinetic	Q	CYTK				10.26	6.02	323	7.70	1196	8.21	7.43	+.30	-5.5
CytomX n	Q	CTMX				35.00	12.51	380	14.77	2552	15.46	13.83	+.68	-30.0
Cytori wt	Q	CYTXW				.05	.01		.04					+218.2
CytoriTh rs	Q	CYTX				5.40	.29	132	.32	628	.33	.31	+.00	-89.3
Cytosorbnt	Q	CTSO				14.95	5.80	183	9.07	847	9.54	8.52	-.24	+39.5

- D -

Name	Exch. Market	Symbol	Div	Yield	PE	52-week High	52-week Low	Vol 1000s	Friday Last	Vol 1000s	Weekly High	Weekly Low	Chg	YTD % Chg
:▼DBV Tech	Q	DBVT				26.98	13.51	314	15.26	1110	16.19	13.51	+.97	-38.0
DCP Mid	N	DCP	3.12	9.5	73	46.67	31.50	1506	32.97	3861	34.07	32.17	-.05	-9.2
DCP Md pfB	N	DCPpB	1.97	8.9		26.34	21.65	39	22.12	275	22.90	22.02	-.16	-16.0
DCP pfC	N	DCPpC	1.99	8.8		25.00	22.14	44	22.59	228	23.32	22.48	-.05	-8.2
DD3 Ac un	Q	DDMXU				10.10	9.90		9.99	3	9.99	9.95	+.01	-.2
DFB Hlt n	Q	DFBH				10.00	9.60		9.82	0	9.82	9.82	+.02	+1.2
DGSE	A	DGSE				1.27	.38	10	.44	562	.53	.41	+.00	-53.3
DHI Grp	N	DHX			5	3.25	1.25	135	1.61	478	1.75	1.60	-.11	-15.3
DHT Hldgs	N	DHT	.08e	1.9		5.60	3.27	1252	4.19	5149	4.44	4.03	-.17	+16.7
▼DLH Hldgs	Q	DLHC			47	6.70	4.50	14	4.72	37	5.29	4.50	-.62	-23.4
DMC Globl	Q	BOOM	.08	.2		51.05	20.11	43	35.18	321	37.51	34.05	+.26	+40.4
DNB Fncl	Q	DNBF	.28	.9	14	38.30	30.40	0	32.42	10	34.99	32.25	-2.25	-3.8
DNP Selct	N	DNP	.78	7.1		11.41	9.71	337	11.04	1896	11.08	10.93	+.06	+2.2
DR Horton	N	DHI	.50	1.4	13	53.32	32.53	5764	35.50	18684	36.96	35.37	-.96	-30.5
Drdgold	N	DRD	.03e	1.4		3.38	1.76	21	2.07	197	2.15	1.91	-.05	-36.5
DSP Gp	Q	DSPG				13.45	10.15	17	11.20	284	11.83	11.10	-.31	-10.4
DSW Inc	N	DSW	1.00	4.3	16	34.63	18.01	2367	23.32	27158	26.94	22.74	-.89	+8.9
DTE	N	DTE	3.53	3.0	21	121.00	94.25	1741	118.22	9933	120.64	117.39	-.35	+8.0
▼DTEEn 62	N	DTQ	1.31	5.7		25.24	22.16	5	22.97	47	23.24	22.16	-.07	-8.5
DTE En76 n	N	DTJ	1.34	6.0		25.69	21.90	34	22.40	200	22.45	22.02	+.21	-12.1
DTE En27 n	N	DTW	1.31	6.0		25.75	21.25	57	21.82	284	21.97	21.30	+.33	-15.1
DTE F76 n	N	DTY	1.50	6.0		27.56	24.69	29	24.94	117	25.36	24.81	+.13	-6.8
DTE En un	N	DTV				57.00	48.68	40	53.86	822	56.50	53.64	-.32	-.2
DTF TxF	N	DTF	.84	6.6		14.30	12.27	23	12.75	151	12.97	12.70	-.14	-9.3
▼DXC Tch n	N	DXC	.76	1.3	63	96.75	57.46	1828	56.76	12638	59.87	56.45	-2.17	-30.9
DXP Ent	Q	DXPE			19	49.50	26.65	67	32.27	325	36.06	32.21	-2.76	+9.1
DailyJourn	Q	DJCO				257.70	212.20	1	229.00	8	234.49	228.56	-8.96	-.5
Daktronics	Q	DAKT	.28	3.4	36	10.11	7.14	154	8.18	889	8.62	8.00	-.07	-10.4
▼DanaInc	N	DAN	.24	1.8	9	35.27	13.12	1493	13.61	9452	14.44	13.12	-.09	-57.5
Danaher	N	DHR	.64	.6	25	110.86	91.84	2570	100.40	15880	104.06	99.14	-1.47	+8.2
▼Danaos	N	DAC			1	2.50	.82	79	.86	389	1.01	.82	-.11	-40.7
DaqoNEn	N	DQ			3	72.50	20.35	129	24.59	622	26.11	23.95	+.29	-58.6
Darden	N	DRI	3.00	2.9	20	124.00	82.38	1603	103.20	9041	107.05	100.88	-1.63	+7.5
▼DareBio rs	Q	DARE				3.59	.70	64	.75	745	.87	.70	-.11	-65.3
DarioHlth	Q	DRIO				2.69	.68	41	.73	161	.85	.70	-.03	-54.4
DarlingIng	N	DAR			39	22.38	16.27	1250	20.88	5340	21.52	20.70	-.56	+15.2
DasanZ rs	Q	DZSI				15.59	7.67	11	12.39	88	13.02	12.00	-.49	+33.8
▼Daseke n	Q	DSKE				14.52	3.18	722	3.35	3740	3.64	3.18	+.10	-76.6
Daseke wt	Q	DSKEW				2.08	1.69		1.90					-6.9
Data IO	Q	DAIO			18	14.38	4.27	102	5.51	257	5.58	4.87	+.46	-54.2
DaveBuster	Q	PLAY	.60	1.3	15	67.05	37.85	1069	45.65	12460	53.44	44.55	-7.34	-17.3
▼DavidsT g n	Q	DTEA				5.35	1.70	2597	1.67	6645	2.15	1.41	-.12	-57.2
▼DavSelFn n	Q	DFNL				25.62	21.78	91	21.67	291	22.42	21.65	-.73	-9.5
▼DavSelEq n	Q	DUSA				26.54	21.27	22	21.37	131	22.00	21.27	-.37	-8.7
▼DavSelW n	Q	DWLD				28.88	21.04	46	21.07	636	21.89	21.03	-.44	-19.7
▼DaVita Inc	N	DVA			14	80.71	56.89	1855	58.02	8611	59.86	56.89	-.94	-19.7
▼DawsonGeo	Q	DWSN	.05p			8.40	3.35	124	3.54	435	3.70	3.35	-.02	-25.2
Daxor	A	DXR	.15	2.2		21.66	3.40	11	6.85	110	6.99	5.76	+1.04	+49.8
▼DeanFoods	N	DF	.12m	2.7	32	12.09	4.28	2519	4.48	15718	4.70	4.28	-.03	-61.2
Deciphera n	Q	DCPH				45.61	15.15	146	26.21	948	28.43	24.54	-1.75	+15.6
DeckrsOut	N	DECK				137.49	73.93	501	121.80	3161	129.17	120.60	+1.39	+51.8
Deere	N	DE	3.04f	2.0	22	175.26	128.32	1968	149.01	9252	151.87	143.85	+1.75	-4.8
DelFriscos	Q	DFRG			7	18.85	5.86	595	6.50	3222	7.60	6.04	-.83	-57.4
DelTaco	Q	TACO			8	14.83	9.46	208	10.07	948	10.67	10.02	-.54	-16.9
▼DE EnhGlb	N	DEX	.90	10.1		12.70	9.07	89	8.92	310	9.22	8.90	-.16	-26.5
DelaCO	A	VCF	.72	5.4		16.29	13.15	10	13.33	35	13.41	13.22	+.06	-14.2
DelaDvInc	N	DDF	.62	5.1		14.39	10.19	17	12.15	104	12.57	11.75	+.27	+13.2
DelaNatl	A	VFL	.72	6.0		13.62	11.66	29	11.91	131	12.15	11.87	-.17	-10.2
DelaMN2	A	VMM	.63	5.3		13.62	11.56	50	11.89	224	12.05	11.72	-.06	-11.7
DelekLogis	N	DKL	3.16f	10.3	13	35.50	26.50	36	30.66	169	32.75	30.19	-1.34	-3.3
Delek	N	DK	1.04f	2.7	17	61.57	29.92	1739	38.08	10790	41.03	36.26	+.28	+9.0
DellTch n	N	DVMT				107.22	64.96	3925	105.79	19260	106.24	102.81	+1.79	+30.2
DelmarPh n	Q	DMPI				1.82	.33	179	.45	440	.51	.45	-.07	-58.7
▼DelphiTc n	N	DLPH	.68	4.7	5	60.39	14.51	1649	14.56	7701	16.98	14.34	-1.73	-72.3
DeltaAir	N	DAL	1.40f	2.6	11	61.32	48.52	5552	53.51	36030	56.97	52.85	-2.56	-4.4
DeltaAprl	A	DLA				22.10	16.30	3	19.50	37	19.97	18.54	-.10	-3.5
DeltaTch h	Q	DELT				4.70	.68	34	1.01	237	1.13	.95	-.01	-4.7
Dltsh SPX n	N	DMRL				59.02	51.93	6	52.45	19	53.32	52.31	-.64	-3.4
▼Dlt SP400 n	N	DMRM				57.13	49.80	2	49.51	10	50.37	49.60	-1.25	-8.4
▼Dlt SP600 n	N	DMRS				62.05	51.69	1	51.28	7	52.21	51.45	-1.39	-5.5
▼DltshInt n	N	DMRI				56.65	45.11	1	45.73	5	46.05	45.11	-.22	-13.7
▼Deluxe	N	DLX	1.20	2.9	8	78.87	41.98	599	41.39	3115	45.94	41.14	-4.52	-46.1
DenaliTh n	Q	DNLI				25.79	12.32	349	20.77	2257	21.59	19.52	+1.20	+32.8
DenburyR	N	DNR				6.75	1.53	10087	2.08	49775	2.25	2.01	-.15	-5.9
DenisnM g	A	DNN				.69	.43	134	.53	2065	.55	.51	-.03	-4.5
Dennys	Q	DENN			29	18.16	13.13	394	16.58	1309	17.10	16.03	+.47	+25.2
Dentsply	Q	XRAY	.35	.9		68.47	33.93	2854	36.97	16135	38.90	35.73	+.66	-43.8
Dermira	Q	DERM				31.42	6.98	837	9.89	2308	11.19	9.78	-1.00	-64.4
DescSys	Q	DSGX			77	35.87	24.85	137	26.93	511	29.04	26.87	-.71	-5.2
▼Despg.cm n	N	DESP				36.56	13.54	313	14.13	1388	14.37	13.54	-.08	-48.6
DestMatrn	Q	DEST	.80	33.3		6.84	1.88	84	2.40	720	4.34	2.36	-1.43	-19.2
Dest XL	Q	DXLG				3.52	1.45	94	2.27	461	2.81	2.23	-.17	+3.2
Deswell	Q	DSWL	.10e	3.3		3.53	2.59	0	3.03	16	3.17	3.03	-.13	+11.4
Determine	Q	DTRM				2.34	.28	32	.46	551	.69	.45	-.19	-74.4
▼DeutschBk	N	DB	.83e			20.23	8.23	4706	8.80	47156	9.17	8.23	+.07	-53.8
DBDogs22	N	DOD				30.43	20.20	1	23.72	10	24.21	23.43	-.28	-7.1
DBWMTR	N	WMW				34.67	28.31	0	31.50	4	32.20	31.50	-1.20	+5.0
DeutBCT2 pf	N	DXB	1.64	6.9		25.99	22.55	123	23.72	552	23.87	22.63	+.82	-6.8
DeutBCT5 pf	N	DKT	2.01	8.0		26.88	24.58	105	25.24	949	25.29	24.71	+.29	-3.4
DBCmdyS	N	DDP				61.00	37.66	0	56.01	0	56.01	55.95	-4.99	+25.8
DBCmdDL	N	DYY				4.09	2.08		2.30	2	2.36	2.35	+.08	-39.6
DB AgriLg	N	AGF				13.50	7.20		10.05	0	11.17	10.05	-2.45	-.1
DB AgriDL	N	DAG				3.16	2.07	9	2.29	79	2.39	2.17	+.09	-20.1
DBGoldSh	N	DGZ				15.62	13.01	0	14.77	9	14.78	14.66	+.14	+8.5
DBGoldDL	N	DGP				27.39	19.71	14	21.66	33	22.01	21.48	-.47	-13.3
DBGoldDS	N	DZZ				6.76	4.88	8	6.24	37	6.27	6.13	+.14	+16.3
DBXEmMkt	N	DBEM	.36e	1.7		26.32	20.42	28	21.67	84	22.07	21.33	+.05	-10.0
▼DBXEafeEq	N	DBEF	.95e	3.2		33.05	28.94	1892	29.43	11480	29.92	28.94	+.15	-7.4
▼DBXGerEq	N	DBGR	.35e	1.5		29.78	23.44	4	23.86	11	24.13	23.44	+.13	-16.1
▼Deu HYBd n	N	HYLB				50.91	47.61	168	47.97	1518	48.21	47.61	+.18	-4.9
▼DeutBarl n	N	IFIX				50.19	49.52		49.58	1	49.59	49.52	-.02	-.9
DeuBrcln n	N	IGVT				49.49	48.32		49.41	1	49.47	49.43	+.02	+1.2
▼DbXR1KECo	N	DEUS				34.16	29.95	34	29.88	135	30.85	29.87	-.57	-6.8
▼DeutEmCo	N	DEMG				30.95	22.89	4	23.24	16	23.70	22.89	+.05	-19.4
DBXJapnEq	N	DBJP	.91e	2.3		46.61	38.61	147	39.28	792	40.08	38.74	-.08	-10.9
▼DbXDvxEU	N	DEEF				31.76	25.36	240	25.66	378	26.12	25.36	-.11	-14.5
Deut 300Ch	N	ASHX	.74p			24.14	15.77	0	16.72	3	17.00	16.32	+.10	-24.3
▼DbxItalyHE	N	DBIT	.22p			26.39	19.64	1	18.81	1	18.85	18.79	-.85	-19.3
DeutSthE n	A	DBSE												
Deut Austrl n	N	DBAU												
▼DbxAllWHiD	N	HDAW	.27e			27.42	22.68	2	22.99	4	23.27	22.68	-.08	-14.1
DbxEafeHiD	N	HDEF	.43e	1.2		25.41	20.49	104	21.11	718	21.44	20.73	+.05	-14.6
▼DbxNikk400	N	JPN				31.67	25.67	9	25.74	116	26.29	25.67	-.21	-12.2
Deut InRE n	N	DBRE												
DeuMunInf	N	RVNU	.71	2.7		27.16	25.55	1	26.11	34	26.20	26.03	-.09	-3.9
DBX EMBd	N	EMIH	.99e	4.1		25.69	23.34	0	24.00	7	23.96	23.55	+.24	-4.4
DBX IGBd	N	IGIH	.77	3.3		24.99	20.99	0	23.32	9	23.42	23.05	+.15	-4.5
▼DBXHYCpB	N	HYIH	1.20	5.4		23.64	21.66	3	22.09	14	22.34	21.66	+.13	-4.1
DBXChiSC	N	ASHS				37.03	21.20	12	23.12	42	23.77	23.00	-.27	-33.6
DBXHrvChi	N	CN	.30e	1.0		42.41	27.93	22	30.34	71	30.96	29.75	+.09	-18.7
DBXSKorH	N	DBKO	.03p			32.94	25.28	0	25.60	2	26.03	25.67	-.09	-18.5
▼DBXAWxUS	N	DBAW	1.33e	3.4		29.07	25.02	37	25.41	125	25.82	25.02	+.10	-8.6
DBXAsiaPH	N	DBAP	.74e	2.9		31.53	24.23	3	25.82	12	26.50	25.60	-.12	-9.1
▼DBXEurHgd	N	DBEU	.65e	2.5		29.80	25.71	596	26.19	3823	26.60	25.71	+.21	-7.8
▼DBXUKHdg	N	DBUK	.89e	4.4		22.49	19.86		20.10	0	20.05	19.86	-.04	-7.7
DBXHvChiA	N	ASHR	.29e			34.89	22.00	1859	23.02	10591	23.47	22.57	+.03	-25.8
▼DevonE	N	DVN	.32	1.2	17	46.54	25.84	6421	25.84	41329	28.10	25.77	-1.28	-37.6
DexCom	Q	DXCM				152.14	51.04	981	120.66	7338	129.55	119.40	-.75	+110.2
DiaMdica n	Q	DMAC				4.25	3.00	78	3.54	692	3.80	3.11	+.44	+14.2
Diageo	N	DEO	3.20e	2.3		151.30	131.22	540	141.39	1890	144.83	140.23	+.10	-3.2
▼DiamHill	Q	DHIL	8.00e		10	217.00	144.00	18	153.13	80	156.76	144.00	-1.93	-25.9
▼DiamOffsh	N	DO	.50	4.8	17	21.92	10.83	3353	10.33	15900	11.92	10.27	-1.51	-44.4
▼DiamRk	N	DRH	.50	5.0	13	12.99	9.71	3047	9.91	20090	10.07	9.71	-.14	-12.2
▼DiambkEn	Q	FANG	.50	.5	14	140.78	94.54	4368	92.71	16405	103.90	91.84	-9.99	-26.6
DianaCnt rs	Q	DCIX				7.13	.70	504	.71	1967	.84	.71	-.08	-82.5
DianaShip	N	DSX				5.16	3.03	252	3.25	1528	3.52	3.18	-.21	-20.1
DianaS pfB	N	DSXpB	2.22	9.4		25.80	21.30	6	23.63	21	24.25	23.52	-1.00	-4.8
DicernaPh	Q	DRNA				17.98	6.80	258	12.15	1479	13.72	12.05	-.59	+34.6
DicksSptg	N	DKS	.90	2.6	11	39.75	28.73	1795	34.60	13117	37.59	33.65	-1.51	+20.4
▼Diebold	N	DBD	.40	14.7	3	19.05	2.62	1582	2.73	8059	3.16	2.61	-.37	-83.3
▼DiffusP rs	Q	DFFN				31.20	2.78	723	2.86	3811	4.02	2.65	-.71	-83.8
DigiIntl	Q	DGII			40	14.70	9.45	80	11.24	425	11.85	10.70	+.48	+17.7
▼Digimarc	Q	DMRC				39.95	18.00	44	18.11	330	19.33	17.77	-1.16	-49.9
▼Digirad	Q	DRAD	.22	35.9		3.05	.60	149	.61	1806	.76	.60	-.12	-76.2
DigitalAlly	Q	DGLY				4.95	2.00	16	2.64	197	2.84	2.16	-.16	-.4
DigitalRlt	N	DLR	4.04	3.5	55	125.10	96.56	864	114.32	5950	117.87	112.74	-.39	+.4
▼DigitIR pfG	N	DLRpG	1.47	6.3		25.68	23.35	39	23.23	114	24.11	23.22	-.27	-8.9
▼DigtlR pfH	N	DLRpH	1.84	7.3		27.00	25.13	60	25.19	196	25.66	25.11	+.15	-5.5
▼DigitRlt pfJ	N	DLRpJ				25.25	20.82	60	20.83	163	21.49	20.64	-.01	-17.0
DigitalR pfI	N	DLRpI	1.59	6.3		27.70	25.00	15	25.44	82	25.99	25.07	+.28	-7.5
DigitlTurb	Q	APPS				2.59	1.12	301	2.00	2176	2.11	1.86	+.11	+11.7
Dillards	N	DDS	.40	.7	7	98.75	55.88	402	61.50	2105	67.43	61.15	-2.14	+2.4
Dillard38	N	DDT	1.88	7.2		29.08	25.13	8	26.26	50	27.12	25.65	+.51	+1.5
DimeCBc	Q	DCOM	.56	3.3	16	22.25	15.48	116	16.90	699	17.61	16.78	-.44	-19.3
DineEquity	N	DIN	2.52m	3.1	6	95.09	48.00	200	82.05	1162	89.46	80.31	-6.45	+61.7
Diodes	Q	DIOD			22	39.31	26.09	150	32.50	982	33.34	29.89	+.95	+13.4
DiploPhm	N	DPLO				28.74	13.31	405	14.32	2747	15.69	14.20	-1.28	-28.6
Dir SilMBl n	N	SHNY				10.29	4.26		5.00					-47.5
DirBrCm n	N	COM				26.10	23.66	3	24.30	213	24.39	24.29	-.04	-1.1
DirChInt n	N	CWEB				69.08	19.76	43	22.35	334	24.20	21.34	-.14	-56.2
▼Dirx Euro n	N	EUXL				33.40	13.22	0	13.90	18	14.63	13.22	+.04	-47.0
DirxAero n	N	DFEN				64.50	33.34	51	35.73	360	39.07	34.79	+.40	-19.7
▼DrxTrnBl n	N	TPOR				43.11	22.28	79	21.69	130	25.25	21.48	-3.13	-37.1
DxEmMkt n	N	EMBU				26.61	19.37		20.59					-20.3
▲DirxUtil n	N	UTSL				33.16	19.59	11	32.48	82	33.16	30.40	+.48	+17.9
▼DirxInds n	N	DUSL				44.53	22.29	1	22.52	29	24.90	22.29	-1.20	-38.7
DirxMex n	N	MEXX				27.44	7.39	16	8.84	69	9.40	8.46	-.25	-57.1
▲DrxRBkBr rs	N	WDRW				41.75	19.69	3	43.99	13	44.00	37.39	+7.27	+43.6
DxRsaBr rs	N	RUSS				24.60	14.43	90	19.20	472	19.20	18.02	+1.38	-16.5
DxSOXBr rs	N	SOXS				17.60	8.83	4504	13.01	20715	13.93	11.78	-.69	-21.2
DxGBull rs	N	NUGT				37.96	10.56	8496	15.45	47817	16.46	15.12	-.22	-51.3
DrGMBll rs	N	JNUG	.09e	1.2		20.50	6.13	7589	7.26	37574	7.81	7.10	-.21	-59.1
DirSPX Br	N	SPDN				32.23	27.50	34	30.93	169	31.10	29.97	+.41	+1.0
DxGlMBr rs	N	JDST				95.14	42.31	384	69.21	1671	70.77	64.46	+1.70	+34.9
DirSPBear s	N	SPXS				34.42	20.83	7813	28.55	41758	29.14	25.92	+.98	-4.7
Dir7-10TBr	N	TYNS				30.07	28.15	0	28.65	1	28.71	28.54	-.30	+1.4
DrxDlySpxB	N	LLSP	.10p			40.65	33.00	9	34.63	20	35.95	34.35	-.50	-3.8
DxChiABear	N	CHAD				41.12	27.67	13	38.01	61	38.80	37.34	-.21	+22.1
▲DrxNGBear rs	N	GASX				38.33	14.90	17	41.87	63	42.17	34.35	+7.30	+78.4
DxSPOGBr rs	N	DRIP				19.26	4.88	7915	15.09	25691	15.23	12.00	+3.10	+27.2
▼DrxRBkBull	N	DPST				95.94	36.93	56	35.17	195	42.58	34.88	-7.64	-51.6
DirDGlBr rs	N	DUST				48.79	19.04	3001	28.09	13920	28.94	26.46	+.25	+18.5
▼DxSPXBll s	N	SPUU				59.33	44.40	23	44.94	82	47.55	44.40	-1.14	-9.3
▼DxEuFnBl	N	EUFL				65.95	24.76		25.66	1	25.74	24.76	+.22	-46.0
▼DirSCBll s	N	SMLL	.27e	.7		63.65	41.02	3	39.76	7	43.03	40.25	-2.75	-22.4
DxHiYldBr	N	HYDD				20.15	16.82	0	19.22	4	19.27	19.11	+.02	+2.3
DrNsd100 rs	N	QQQE				47.98	41.09	24	42.33	279	43.92	41.97	-.13	-2.0
▼DrxDlySCB	N	LLSC	.10p			43.77	33.43	0	32.60	8	34.14	32.56	-2.73	-8.3
DxRusBll s	N	RUSL				73.38	29.52	120	32.37	897	34.47	32.33	-2.57	-35.9
▼DiEurBll3x	N	EURL	.14e	.7		47.12	20.14	10	20.93	82	22.33	20.14	-.37	-45.0
DrxEMBll rs	N	EDC				168.70	55.46	144	64.11	1353	68.70	60.15	-.29	-49.0
▼Dir MLPHi	N	ZMLP	1.60m	11.8		17.94	13.40	37	13.56	126	13.85	13.40	-.20	-15.2
DxLatBll s	N	LBJ				49.13	16.70	3	19.00	57	20.18	18.25	-1.09	-41.2
DirTotBBr	N	SAGG				32.50	31.07	1	32.04	2	32.25	32.00	-.01	+3.0
DxBrzBull s	N	BRZU				65.25	14.27	990	24.58	9341	26.47	22.98	-.89	-39.0
DxBiotBll rs	N	LABU				116.54	38.90	3484	41.63	18715	48.86	41.08	-2.56	-46.5
DxIndiBll rs	N	INDL				120.64	45.45	45	60.57	482	62.41	49.73	+2.38	-40.7
▼DxNGBll rs	N	GASL				31.99	8.10	684	7.38	2001	9.15	7.30	-1.70	-70.9
▲DrDevMBr	N	DPK				17.97	10.08	12	17.28	142	17.97	16.23	+.25	+40.3
▼DxSPOGBl s	N	GUSH				47.55	11.90	5727	10.73	22897	13.74	10.61	-3.17	-64.6
DxREBear	N	DRV				15.62	8.28	56	9.14	475	9.30	8.54	+.50	-12.7
Dir20yrTBr	N	TYBS				22.00	19.81		20.97	2	20.97	20.76	+.07	+5.3
▼DrxJpBull	N	JPNL				96.48	46.55	5	47.78	51	50.99	46.55	-1.29	-38.1
DxEMBear	N	EDZ				10.42	6.67		8.27					-8.7
DrxSKBull	N	KORU				72.86	22.03	26	23.90	160	26.15	23.44	-.40	-61.6
DxSCBear rs	N	TZA				14.72	7.80	14412	13.68	82354	13.82	12.03	+.94	+11.5
DxFnBr rs	N	FAZ				13.39	8.80	3624	12.89	22135	12.99	11.65	+1.04	+10.3
DrxHmbBull	N	NAIL				110.62	23.93	33	25.24	171	28.80	25.10	-2.90	-72.7
Dx30TBear	N	TMV				23.70	17.07	346	19.91	2607	20.15	19.43		+12.9
▼DxFnBull s	N	FAS				82.80	49.26	2484	49.16	12278	54.33	48.73	-4.31	-28.1
▼DrxACInsi	N	KNOW	.48e	1.4		43.81	35.86	26	35.43	174	37.01	35.40	-1.24	-14.6
DxMCBr rs	N	MIDZ				16.34	9.97	16	15.89	66	16.07	14.29	+1.24	+18.1
Drx300Chin	N	CHAU				37.53	14.42	205	15.97	1183	16.57	15.35	+.10	-46.2
DxHcrBll s	N	CURE				68.58	38.85	321	52.15	1235	60.09	51.62	-3.21	+11.9
DxTcBull s	N	TECL				173.50	93.70	339	96.93	1972	109.00	94.15	-.36	-13.6
▼DxRetlBll s	N	RETL				53.31	25.92	43	25.24	221	29.56	24.97	-2.48	-30.0
DxSOXBll s	N	SOXL	.12e	.1		209.00	81.24	692	90.39	5293	99.41	84.87	+4.20	-34.5
Dir30TrBul s	N	TMF				23.01	15.17	354	18.00	1780	18.42	17.77	+.03	-18.6
Dir10TrBear	N	TYO				16.13	13.86	1	14.50	7	14.72	14.25	+.17	+3.1
Dx10yTBull	N	TYD				44.57	37.70	5	41.63	20	42.07	41.16	-.02	-5.1
▼DxMCBull s	N	MIDU				55.74	33.20	50	32.44	199	36.17	32.15	-2.84	-30.1
DrxREBull s	N	DRN				24.73	14.68	27	21.05	197	22.52	20.68	-1.38	-7.8
DirxChiBull	N	YINN	.38e	1.9		53.89	15.95	2182	19.81	12513	20.82	17.97	+.75	-41.8
▼DirxDMBull	N	DZK				100.54	47.30	5	49.03	23	52.20	47.30	-1.14	-40.5
▼DrxSCBull s	N	TNA	.41e	.8		97.12	50.22	4223	49.27	20820	56.05	48.72	-3.87	-29.9
▼DrxSPBull s	N	SPXL				55.95	36.67	6927	37.44	34757	41.23	36.67	-1.45	-15.5
▼DirxEnBull	N	ERX				44.29	18.90	2955	19.33	13193	21.75	18.90	-2.03	-44.7
▼Discover	N	DFS	1.60	2.6	11	81.93	62.94	2974	61.82	11795	66.01	61.72	-3.02	-19.6
DiscIncA	Q	DISCA			14	34.89	19.12	4358	27.97	21906	29.14	27.59	-.96	+25.0
DiscIncB	Q	DISCB			17	48.85	24.00		33.50	0				+35.1
DiscIncC	Q	DISCK			13	31.55	17.81	3904	26.02	18085	27.08	25.57	-.88	+22.9
DishNetw h	Q	DISH			10	50.49	27.54	3839	30.65	14910	32.93	30.21	-1.28	-35.8
Disney	N	DIS	1.76f	1.6	15	120.20	97.68	7600	112.20	39003	113.98	109.53	+.22	+4.4
▼Diversicre	Q	DVCR	.22	7.1	2	10.70	3.00	4	3.10	112	4.37	3.00	-.90	-69.0
▼DivrsRst h	Q	SAUC			1	1.87	.85	32	.85	202	.00	.80	-.09	-46.9
▼Div&Inco	N	DNI	1.63	16.1		14.25	10.42	101	10.10	444	10.84	10.10	-.44	-24.8
DixieGrp	Q	DXYN				4.30	.62	33	1.02	91	1.26	1.02	-.10	-73.5
DrReddy	N	RDY	.29e	.8		39.96	28.13	243	36.61	1318	37.81	35.55	-1.13	-2.5
DocuSign n	Q	DOCU				68.35	35.06	3513	42.89	18629	43.32	38.76	+3.23	+8.0
▼DocuSec rs	A	DSS				3.16	.80	52	.80	199	.99	.80	-.10	-55.5
DgssInt A n	Q	DOGZ			18	6.40	1.77	29	3.98	189	4.25	3.34	+.49	-32.5
DolbyLab	N	DLB	.76f	1.1	69	74.29	58.37	431	66.17	1949	69.28	65.81	-1.92	+6.7
DollarGen	N	DG	1.16	1.1	16	118.45	85.54	2250	104.98	14147	108.00	102.37	+2.28	+12.9
DollarTree	Q	DLTR			12	116.65	78.78	2980	85.86	12179	86.97	81.71	+2.47	-20.0
DolphEnt hn	Q	DLPN				5.77	1.05	22	1.10	249	1.30	1.07	-.04	-69.4
DomMidst	N	DM	1.48f	7.6	14	32.55	12.55	1290	19.36	7581	19.43	18.60	+.31	-36.4
DomEngy	N	D	3.34	4.3	16	85.30	61.53	9082	76.92	30472	77.19	73.85	+1.31	-5.1

Continued on **next page**

NYSE, NYSE American and Nasdaq Exchanges

Continued from **previous page**

Name	Exch. Market	Symbol	Div	Yield	PE	52-week High	52-week Low	Vol 1000s	Friday Last	Vol 1000s	Weekly High	Weekly Low	Chg	YTD % Chg
DomRes un	N	DCUD				53.58	42.50	62	49.69	1955	49.90	48.75	+.28	-3.8
▼DomRs76 n	N	DRUA				25.67	21.59	135	22.08	683	22.12	21.59	+.18	-13.6
Dominos	N	DPZ	2.20	.9	39	305.34	178.15	527	249.01	2918	259.06	245.04	-8.76	+31.8
Domo B n	Q	DOMO				28.86	13.28	444	21.97	3135	23.10	20.55	+1.57	-19.5
▼Domtar g	N	UFS	1.74	4.5	14	54.50	38.49	798	38.65	4432	40.86	38.25	-2.19	-22.0
Donaldson	N	DCI	.76	1.6	23	59.43	43.35	469	46.97	3644	48.89	46.80	-1.76	-4.0
DonegalA	Q	DGICA	.57	4.0	25	18.25	12.74	5	14.14	70	14.56	13.88	-.16	-18.3
DonegalB	**Q**	**DGICB**	**.50**	**4.1**	**24**	**15.65**	**11.52**		**12.24**	**1**	**12.34**	**12.24**	**-1.57**	**-19.6**
DonlleyRR rs	**N**	**RRD**	**.12m**	**2.5**	**5**	**9.79**	**4.09**	**505**	**4.82**	**3996**	**5.46**	**4.80**	**-.65**	**-48.2**
DonnlyFn n	N	DFIN				22.17	14.48	228	15.40	886	16.43	15.28	-.55	-21.0
DorchMin	Q	DMLP	1.74e	10.9	12	21.15	14.40	57	16.03	181	17.22	15.80	-.56	+5.5
▼DorianLPG	N	LPG				8.80	6.34	111	6.26	444	6.79	6.22	-.32	-23.8
Dorman	Q	DORM			28	91.32	56.36	336	86.03	891	88.48	79.70	+4.90	+40.7
▼DoubIncSol	N	DSL	1.80a	10.4		20.91	17.70	1263	17.35	3125	18.24	17.17	-.69	-14.1
DblLOppCr	N	DBL	2.00a	10.8		22.83	18.14	148	18.45	705	19.10	18.41	-.24	-16.9
DougDyn	N	PLOW	1.06	2.9	20	49.50	34.71	56	35.97	488	37.24	35.37	+.39	-4.8
DEmmett	N	DEI	1.04f	2.9	23	41.59	34.72	931	35.46	3856	36.85	35.30	-1.34	-13.6
DovaPh n	Q	DOVA				37.00	14.09	155	14.81	1003	16.22	14.40	+.33	-48.6
Dover	N	DOV	1.92f	2.5	15	109.06	71.71	974	76.32	6681	80.08	76.06	-3.18	-24.4
DoverDG	N	DDE				3.49	.96	6	2.38	82	2.50	2.29	-.11	+133.3
DoverMot	N	DVD	.08f	4.0	9	2.30	1.80	12	2.01	50	2.05	1.97	+.04	+3.1
DowDuPnt	N	DWDP	1.52	2.9	17	77.08	51.32	11842	52.78	65553	55.64	52.22	-.97	-25.9
DragVic n	Q	LYL				6.99	1.12		1.50	24	1.60	1.48	-.12	-65.6
▼DrprOkw n	**Q**	**DOTA**				**10.44**	**5.90**	**1680**	**6.70**	**1753**	**10.31**	**5.71**	**-2.33**	**-31.5**
▼DrprOk rt	**Q**	**DOTAR**				**.65**	**.17**	**143**	**.33**	**176**	**.43**	**.17**	**+.09**	**-34.0**
DrpOkwd un	Q	DOTAU				13.50	10.00		10.25	1	10.25	10.20	+.25	-2.7
▼Dry Gl24 n	N	DCF	.22f	2.7		9.99	7.96	71	7.98	345	8.21	7.95	-.12	-15.1
▼DryHYSt	N	DHF	.35	12.2		3.37	2.86	259	2.85	638	2.95	2.84	-.09	-14.7
DrMuBdInf	N	DMB	.75	6.2		13.29	11.70	54	12.07	360	12.62	12.07	-.38	-7.2
DryfMu	A	DMF	.54	7.0		9.02	7.47	22	7.74	226	7.90	7.64	-.06	-12.9
DryStrt	N	LEO	.52	7.2		8.82	7.01	226	7.21	1182	7.40	7.17	-.12	-16.6
DrySM	N	DSM	.50	7.0		8.57	6.79	148	7.09	709	7.24	7.06	-.07	-17.1
▼Dril-Quip	N	DRQ				58.95	31.96	451	31.74	3294	34.88	31.51	-3.14	-33.5
▼DriveShack	N	DS	.48	11.1	11	8.06	4.37	339	4.33	1206	4.65	4.19	-.16	-21.7
DriveS pfB	N	DSpB	2.44	9.5		26.49	25.27	3	25.58	8	25.84	25.55	-.13	-.5
DriveS pfC	N	DSpC	2.01	8.1		26.18	23.62		24.81	3	24.81	24.66	+.11	-1.3
DriveS pfD	N	DSpD	2.09	8.4		25.75	24.46	4	25.00	7	25.14	24.80	+.20	-1.8
DropCar hrs	Q	DCAR				6.28	.30	106	.34	316	.35	.30	+.01	-91.7
Dropbox n	Q	DBX				43.50	19.54	1981	22.60	11512	23.45	21.35	+1.09	-20.6
DryShips s	**Q**	**DRYS**	**.14e**			**6.90**	**2.74**	**1196**	**6.03**	**4057**	**6.15**	**5.21**	**+.78**	**+70.8**
DuPnt pfA	N	DDpA	3.50	4.4		96.65	77.80	0	79.25	4	80.97	78.00	-.75	-14.2
DuPnt pfB	N	DDpB	4.50	4.6		110.00	97.00	2	98.75	4	98.75	97.51	-.79	-8.8
Ducomun	N	DCO			25	45.62	25.52	47	38.00	231	40.24	37.00	+.50	+33.6
Df&PGblUt	N	DPG	1.40	10.6		16.23	13.06	126	13.25	848	13.76	13.25	+.05	-14.6
▼DufPUC	N	DUC	.60	7.4		8.94	8.10	57	8.15	238	8.22	8.09	+.03	-7.9
▲DukeEngy	N	DUK	3.71	4.1	22	91.25	71.96	3652	90.75	22244	91.35	88.80	+.76	+7.9
▼DukeEn 73	N	DUKH	1.28	5.6		26.31	22.34	50	22.79	203	22.84	22.34	+.34	-10.1
DukeRlty	N	DRE	.86f	3.1	22	29.48	24.30	1641	28.06	11493	28.84	27.63	-.46	+3.1
DuluthH n	**Q**	**DLTH**			**37**	**35.67**	**15.13**	**207**	**27.65**	**1427**	**28.04**	**22.59**	**+3.32**	**+54.9**
DunBrad	N	DNB	2.09	1.5	21	145.00	105.42	635	143.80	2500	144.09	143.29	+.23	+21.4
Dunkin	Q	DNKN	1.39	2.0	29	77.13	56.77	973	69.44	3542	72.88	68.26	-2.19	+7.7
▼DurectCp	**Q**	**DRRX**				**2.55**	**.70**	**565**	**.69**	**2095**	**.81**	**.69**	**-.10**	**-25.2**
▼Dycom	N	DY			15	123.99	53.86	392	53.92	2910	59.18	53.56	-2.26	-51.6
▼Dynagas	N	DLNG	1.00	26.4		12.69	3.78	138	3.79	1062	4.06	3.76	-.28	-65.1
Dynags pfA	N	DLNGpA	2.25	10.4		26.78	20.21	8	21.60	43	22.51	21.60	-.15	-17.0
▼Dynags pfB	N	DLNGpB				24.72	20.73	11	21.44	73	21.96	20.73	+.26	-13.1
▼Dynasil	Q	DYSL			5	1.60	.84	29	.85	352	.97	.80	-.07	-28.0
Dynatronic	Q	DYNT				3.60	2.37	3	2.60	45	2.71	2.52	+.05	-9.8
DynavaxT	Q	DVAX				22.80	9.63	759	10.62	4301	11.68	10.17	+.08	-43.2
DynexCap	N	DX	.72	11.7	14	7.34	5.76	427	6.15	2837	6.28	5.93	+.14	-12.3
Dynex pfA	N	DXpA	2.13	8.3		26.00	25.04	4	25.70	10	25.75	25.52	+.02	+.8
Dynex pfB	N	DXpB	1.91	8.0		25.16	23.25	19	23.74	53	23.99	23.46	-.24	-4.2

- E -

Name	Exch. Market	Symbol	Div	Yield	PE	52-week High	52-week Low	Vol 1000s	Friday Last	Vol 1000s	Weekly High	Weekly Low	Chg	YTD % Chg
:▼ETracBDC	N	BDCS	1.84e	9.9		21.25	18.72	16	18.67	112	19.47	18.55	-.43	-10.1
▼ETrAlerNG	N	MLPG	1.86e	8.4		26.25	17.79	1	22.19	4	22.30	17.79	+.17	-7.9
E-TrAlerInf	N	MLPI	1.88e	8.7		26.53	20.31	1497	21.53	8109	21.94	20.86	+.09	-11.0
ETBbgCmd	N	DJCI				17.00	13.42	15	14.97	56	15.34	14.76	-.45	-6.6
ETrAlerian	N	AMU	1.45e	9.6		19.18	14.59	191	15.06	1979	15.55	14.84	-.22	-13.0
E-TrFood	N	FUD				18.92	15.89		16.91	5	16.88	16.71	+.01	-6.1
E-TracAg	N	UAG				18.86	15.84		16.63	1	16.77	16.77	+.24	-6.6
▼ETr2xBDC	N	BDCL	3.52e	27.4		16.94	13.13	172	12.86	957	13.73	12.85	-.77	-21.8
E-TrcCmci	N	UCI				16.37	13.72	28	14.20	149	14.40	14.16	-.24	-7.7
▼E-Trade	Q	ETFC	.56	1.3	16	66.46	44.02	4393	43.55	19139	46.67	43.48	-2.19	-12.1
eBay s	Q	EBAY			12	46.99	26.36	11093	28.91	66756	29.55	28.26	-.15	-23.4
eBay56 n	Q	EBAYL	1.50	6.0		27.31	25.00	48	25.09	220	25.50	25.05	-.25	-6.9
ECA MTrl	N	ECT	.26e	15.0	5	2.25	1.45	11	1.76	116	1.89	1.75	-.07	-18.2
EDAP TMS	**Q**	**EDAP**				**4.25**	**2.07**	**109**	**2.22**	**276**	**2.58**	**2.22**	**-.35**	**-22.6**
EG HltCre	N	HGEM							23.77					
eHealth	Q	EHTH				40.71	13.61	128	35.33	776	38.29	34.27	-2.25	+103.4
ELF Inc n	**N**	**ELF**				**23.33**	**9.30**	**458**	**9.90**	**1999**	**11.24**	**9.89**	**-1.22**	**-55.6**
EMC Inc s	Q	EMCI	.92f	2.9	15	33.32	22.98	18	32.24	132	32.63	31.32	+.09	+12.4
▼EMCOR	N	EME	.32	.5	19	85.08	63.81	482	63.51	2104	66.91	63.24	-2.95	-22.3
EMX Roy g	A	EMX				1.47	.72	143	1.07	556	1.15	1.07	-.06	+28.8
ENDRA n	Q	NDRA				5.88	1.55	168	2.14	1282	2.55	2.06	-.07	-56.0
▼ENGlobal	**Q**	**ENG**				**1.47**	**.72**	**28**	**.71**	**161**	**.83**	**.70**	**-.10**	**-18.4**
ENI	N	E	1.29e	4.1		40.15	31.18	198	31.68	1529	32.49	31.46	-.07	-4.5
EOG Rescs	N	EOG	.88	.9		133.53	96.54	3076	100.08	18565	106.60	99.06	-3.53	-7.3
▼EP Energy	**N**	**EPE**				**3.50**	**.88**	**1574**	**.81**	**4940**	**1.04**	**.79**	**-.18**	**-65.9**
EPAM Sys	N	EPAM			46	144.19	102.03	330	119.25	1414	127.05	118.84	-3.60	+11.0
EPR Prop	N	EPR	4.32f	6.1	21	72.18	51.87	713	70.67	3632	71.00	68.75	-.04	+8.0
EPR pfC	N	EPRpC	1.44	5.0		29.22	23.38	14	28.76	87	28.94	27.25	-.46	+6.8
EPR pfE	N	EPRpE	2.25	6.3		37.19	33.48	2	35.74	24	35.74	35.17	+.11	-3.0
EPR Pr pfG	N	EPRpG	1.44	6.8		25.23	20.76	8	21.30	54	21.86	21.07	+.24	-14.9
EQT Corp	N	EQT	.12	.6		32.48	16.29	7053	19.40	48831	20.87	18.11	+.99	-37.4
EQT GP n	N	EQGP	1.03e	5.2	10	30.73	15.36	743	19.97	6723	20.00	19.73	+.02	-25.8
EQT Mid	N	EQM	4.46f	9.5	9	77.97	42.87	1483	46.88	5019	47.52	45.01	+.66	-35.9
ESSA Bcp	Q	ESSA	.40f	2.5	20	16.80	14.16	13	16.01	79	16.18	15.98	+.03	+2.2
ETF SITRis	N	RISE				25.50	23.49	0	24.66	27	24.75	24.44	+.08	+3.8
ETF JrSil	N	SILJ				12.43	7.42	75	7.83	250	8.08	7.70	-.08	-31.0
ETF Cyber	N	HACK				40.72	30.54	107	35.27	1077	36.84	35.16	-.13	+11.5
ETF MobP	N	IPAY				43.49	33.75	307	36.45	936	37.84	36.40	-.49	+4.5
ETF M AlH	N	MJ				45.40	25.10	411	27.23	3059	29.43	26.65	-1.69	-6.9
ETF M Vid	N	GAMR				55.00	38.59	8	39.71	80	40.89	38.91		-17.1
▼ETF Drone	N	IFLY				39.57	30.55	1	30.79	11	31.50	30.55	+.02	-17.6
▼ETF AIPw n	N	AIEQ				29.90	24.80	47	24.73	208	25.81	24.71	-.58	-4.4
Pure Fintch	N	FINQ							28.95					
BlStIsrTc n	N	ITEQ				36.84	30.11	3	32.57	20	33.46	32.57	-.35	+3.0
ETF Clim	N	ETHO				38.43	32.33	10	33.21	27	35.54	33.14	-.60	-2.3
ETFAlpAlt	N	ALFA				51.32	41.81	0	44.13	7	45.59	43.75	-.40	+3.1
▼FundStab n	N	DSTL				26.84	23.82	1	23.99	51	24.64	23.82	-.18	-2.7
ChngFnDvr	N	CHGX				20.84	18.02	7	18.66	28	19.31	18.68	-.51	-.4
ETF EmM n	N	EEMD				28.41	21.20		21.64	0	21.49	21.49	-.86	-17.2
▼ETF spx H n	N	SPDV				28.19	24.95	2	24.88	7	25.59	24.80	-.47	-4.8
▼ETF AptF n	N	FTVA				30.36	25.07	2	24.78	46	25.55	24.70	-.65	-8.7
▼ETF GOP n	N	MAGA				29.82	24.83	2	24.87	12	25.66	24.83	-.58	-10.9
NtDUSEq ef	N	MXDU				29.80	25.93	2	26.58	4	27.25	26.64	-.42	-6.3
▼NtRkBsInt ef	N	RBIN				27.90	23.85		23.85	1	23.85	23.85	-.57	-13.1
RsBsUSE ef	N	RBUS				29.53	24.83		26.48	5	26.37	26.05	-.94	-2.6
ETF RvCp n	N	RVRS				17.15	14.84	2	15.02	23	15.52	15.11	-.34	-5.5
ETF BrVl n	N	BVAL				16.70	14.68	0	15.09	12	15.53	15.17	-.12	-5.0
▼ETFDeepV	N	DVP	.66e	2.1		37.26	31.69	119	31.62	295	32.97	31.52	-1.03	-3.6
GlGoGld n	N	GOAU				13.47	9.95	1	10.92	15	10.92	10.44	+.21	-16.1
▼ETF OCIO n	N	OCIO				27.81	24.87		25.25	2	25.47	24.87	-.11	-5.6
ETF Seren	N	ICAN				30.00	25.55	1	27.11	7	28.02	27.06	-.31	-.1
PremisCap	N	TCTL				31.57	27.71		28.83	4	28.86	28.77	-.05	-3.8
AptBehMo	N	BEMO				37.30	28.04	1	30.22	45	30.79	29.98	-.06	-.3
EtfLonCanc	Q	CNCR				32.32	19.13	9	20.23	71	21.33	20.21	-.44	-14.9
▼EtfAlpSmC	Q	SMCP				27.84	22.33	6	22.19	10	22.74	21.84	-.53	-15.0
EtfUSGblJ	N	JETS				34.75	28.31	23	29.19	309	30.33	29.06	-.73	-10.4
ETF Master	N	HIPS	1.29	7.7		18.22	17.44		16.80					-5.3
EtfDiaHVal	N	DHVW	.99e	3.2		34.89	30.05	4	30.60	12	31.52	30.58	-.42	-8.4
▼EtfValidea	Q	VALX				30.43	25.39	0	25.47	18	26.20	25.39	-.58	-12.2
▼EtfInfcMLP	N	AMZA	2.08	35.2		9.07	5.73	636	5.91	5128	6.07	5.73	-.07	-31.4
ETF BioPr n	N	BBP				46.80	35.00	3	36.83	24	38.53	36.89	-.62	-9.2
ETF ClinT n	N	BBC				36.25	25.12	7	25.38	26	27.14	25.35	-1.04	-10.7
InfrCpPfd	N	PFFR				26.27	22.51	2	22.79	11	23.00	22.71	-.02	-9.0
EtfNwfMSec	N	NFLT	1.13e	4.8		25.81	23.46	25	23.57	275	23.60	23.48	+.02	-6.6
▼Etf VirtEM	N	EMEM				28.57	21.55	0	21.98	27	22.18	21.55	-.09	-16.1
ETF Virt n	N	CUMB				25.92	24.08	2	24.75	12	24.92	24.58	+.00	-2.9
ETF Pall	N	PALL				107.47	79.61		102.11					+.6
EVO Pay n	Q	EVOP			16	30.45	19.00	275	24.05	1162	25.75	23.62	-.84	+26.4
EXFO g	**Q**	**EXFO**				**4.70**	**2.66**	**7**	**2.77**	**34**	**3.29**	**2.77**	**-.45**	**-36.3**
▼eXp Wrld n	Q	EXPI				19.72	9.30	104	9.32	668	10.79	9.13	-.29	-39.4
EagleBncp	Q	EGBN			13	65.42	46.49	216	50.14	1296	53.69	50.13	-1.87	-13.4
EagBcMT	Q	EBMT	.37	2.3	16	21.80	14.20	1	16.35	18	17.23	15.86	-.62	-22.0
EagleBkS rs	Q	EGLE				6.14	4.22	339	4.71	1630	4.83	4.46	-.06	+5.1
EagleCGr	A	GRF	.50e	2.4		8.45	6.96	13	7.40	41	7.65	7.13	+.15	-6.8
▼EaglFnB n	Q	EFBI	.96	6.2		16.84	14.56	2	15.40	5	15.50	14.56	+.05	-4.8
▼EagleGrInc	N	EGIF	1.31	9.6		16.90	13.60	22	13.59	115	13.86	13.59	-.17	-18.1
▼EagleMat	N	EXP	.40	.7	15	122.49	61.07	901	61.24	3645	67.42	60.36	-5.64	-45.9
▼EaglePhm	Q	EGRX			24	85.66	43.04	183	43.94	769	47.19	42.60	+.04	-17.7
▼EaglePtCr	N	ECC	.80	5.4		20.05	14.48	361	14.73	1311	16.41	14.05	-1.47	-21.7
▼EagleP pfA	N	ECCA	1.94	7.7		26.00	24.96	33	25.05	42	25.50	24.90	-.16	-3.0
EaglPt pfB	N	ECCB	1.94	7.6		26.69	25.50	6	25.63	18	26.22	25.52	-.05	-2.5
▼EagleP27 n	N	ECCY				26.75	24.80	5	24.88	14	25.50	24.72	+.23	-2.0
▼Earthstone	**N**	**ESTE**			**19**	**12.16**	**5.86**	**150**	**5.92**	**944**	**6.73**	**5.86**	**-.87**	**-44.3**
▼EstWstBcp	Q	EWBC	.92	2.1	12	73.98	45.12	916	44.60	6317	48.50	44.42	-3.57	-26.7
▼EastGvP n	N	DEA	1.04	6.0	45	22.32	17.34	265	17.46	2173	18.58	17.34	-.66	-18.2
▼EasternCo	**Q**	**EML**	**.44**	**1.9**	**15**	**31.00**	**24.00**	**24**	**23.24**	**63**	**26.88**	**23.24**	**-3.17**	**-11.1**
▲Eastgrp	N	EGP	2.88	2.9	43	102.05	77.74	197	99.79	1085	102.05	98.89	-.64	+12.9
▼EastChem	N	EMN	2.48f	3.5	10	112.45	71.31	2584	71.50	10047	75.63	70.33	-1.08	-22.8
EKodak	N	KODK				13.28	2.20	247	2.84	2161	3.11	2.68	-.17	-8.4
EastsDist n	Q	EAST				9.25	3.53	17	6.17	302	6.49	5.68	-.08	+53.1
Eaton	N	ETN	2.64	3.7	16	89.85	67.70	2814	70.58	11266	72.87	69.45	-.67	-10.7
▼EatVn 22 n	N	EFL				9.77	8.75	139	8.68	607	8.99	8.62	-.17	-6.1
EatV HiIn21	N	EHT	.60	6.5		10.14	9.15	79	9.23	377	9.57	9.18	-.32	-7.7
EV CAMu	A	EVM	.68	6.8		11.82	9.66	116	10.03	450	10.51	9.97	-.12	-12.8
EVCAMu2	A	EIA	.62	6.1		11.84	9.90	20	10.18	92	10.62	10.06	-.13	-11.5
EVCAMu	A	CEV	.71	6.4		12.32	10.70	18	11.06	159	11.16	11.03	-.02	-9.0
▼EatnVan	N	EV	1.40f	4.0	11	60.95	35.83	1819	34.95	6089	37.43	34.92	-1.87	-38.0
EV EnEq	N	EOI	1.04	7.8		16.46	13.20	105	13.23	514	13.73	13.20	-.45	-8.8
EV EEq2	N	EOS	1.05	7.1		17.95	14.42	173	14.74	847	15.27	14.64	-.51	-3.2
▼EV FltRt	N	EFT	.91	7.0		15.29	13.21	193	13.08	947	13.39	13.06	-.27	-8.7
▼EVFltRtIP	N	EFF	1.13	7.7		17.13	14.75	28	14.59	156	14.96	14.59	-.20	-10.5
▼EV LtdDur	A	EVV	1.22	10.3		13.73	11.96	537	11.88	1967	12.23	11.85	-.26	-13.0
EV MAMu	A	MAB	.65	5.3		13.97	11.77	1	12.28	27	12.43	12.18		-7.0
EVMAMu	A	MMV	.69	5.6		13.25	11.81	7	12.25	39	12.43	12.21	-.04	-6.6
EV MIMu	A	MIW	.71	5.6		13.59	12.16	6	12.55	16	12.65	12.43	+.01	-6.8
EVMIMu	A	EMI	.71	5.7		13.09	11.81	9	12.35	29	12.75	12.30		-3.7
EVMuniBd	A	EIM	.77	6.8		12.70	10.90	312	11.19	1339	11.45	11.11	-.12	-10.6
EVMuni2	A	EIV	.70	6.1		12.39	10.90	40	11.35	127	11.55	11.24	-.11	-7.8
EVMunTT	N	ETX	.85	4.4		21.20	17.98	17	19.22	137	19.67	18.75	-.47	-7.2
EV MuIT	N	EVN	.85	7.5		12.50	10.74	50	11.27	335	11.68	11.23	-.18	-9.1
▼EV NMuOp	N	EOT	1.03	5.4		23.52	19.26	59	19.08	416	19.79	19.06	-.57	-15.3
EV NJMu	A	EMJ	.75	6.3		12.64	11.31	3	11.90	25	12.12	11.84	+.01	-4.3
EVNJMu	A	EVJ	.73	6.5		12.04	10.85	3	11.25	45	11.45	11.20	-.04	-4.2
EVNYMu2	A	NYH	.69	6.5		11.60	9.97	18	10.55	77	10.69	10.40	+.09	-8.8
EV NYMu	A	ENX	.72	6.5		12.41	10.57	60	11.12	291	11.35	11.09	-.14	-9.8
EVNYMu	A	EVY	.74	6.4		12.85	11.12	5	11.55	148	11.90	11.48	+.03	-9.1
EV DivCrd s	Q	OKDCC				100.10	50.00		100.06	0	100.06	100.06		+99.9
EV OHMu	A	EIO	.70	6.3		13.97	10.82	8	11.20	65	11.43	11.14	-.14	-11.8
EVOHMu	A	EVO	.73	6.0		13.41	11.74	4	12.26	52	12.32	12.20	+.09	-5.9
EV PAMu	A	EIP	.77	6.7		14.70	11.03	13	11.54	31	11.62	11.48	-.05	-7.2
EVPAMu	A	EVP	.73	6.5		12.50	10.72	5	11.12	30	11.30	11.12	-.02	-8.8
EVRiskMgd	N	ETJ	1.12	12.7		10.06	8.74	300	8.82	1500	9.12	8.80	-.25	-8.4
▼EV SrFlt	N	EFR	.95	7.3		14.95	13.12	207	12.99	1238	13.40	12.97	-.34	-10.0
▼EV SrInc	N	EVF	.42	7.0		6.87	6.05	307	6.03	1067	6.15	6.02	-.02	-7.5
EVShDur	N	EVG	1.08	8.6		14.38	12.54	61	12.62	234	12.79	12.61	-.14	-12.1
EVTxABdO	N	EXD	1.16	12.9		11.11	8.24	74	9.00	252	9.11	8.85	+.03	-12.2
▼EV TxAd	N	EVT	1.74	8.4		24.91	21.23	212	20.82	859	21.94	20.78	-1.16	-10.5
▼EV TxAG	N	ETG	1.23	8.7		18.45	14.36	228	14.14	1348	14.82	14.14	-.73	-18.4
▼EV TxAOp	N	ETO	2.16	10.7		26.83	20.50	48	20.20	293	21.20	20.20	-.79	-20.5
EV TxDiver	N	ETY	1.01	9.4		13.05	10.17	543	10.81	2598	11.35	10.74	-.59	-11.3
EVTxMGlo	N	EXG	.98	12.1		9.84	8.02	929	8.09	5213	8.36	8.07	-.23	-13.8
▼EVTxBWIn	N	ETB	1.30	9.1		17.27	14.23	100	14.20	501	14.65	14.17	-.40	-15.1
▼EVTxGBW	N	ETW	1.17	11.7		12.74	10.02	430	10.01	1884	10.33	9.99	-.27	-16.0
▼EVTxBWOp	N	ETV	1.33	9.3		16.39	14.18	252	14.26	1528	14.57	14.18	-.23	-7.2
▼Ebix Inc s	Q	EBIX	.30	.7	13	89.10	44.20	433	43.41	2727	49.04	43.08	-3.73	-45.2
▼EchoGLog	Q	ECHO			40	36.75	20.97	460	21.03	2398	23.10	20.61	-1.53	-24.9
EchoStar	Q	SATS			10	62.29	34.74	766	37.90	2739	40.85	37.39	-1.99	-36.7
▼EclipseRs	**N**	**ECR**			**14**	**2.79**	**.95**	**2996**	**.95**	**10730**	**1.12**	**.92**	**-.14**	**-60.3**
▼Eco-Stim h	**Q**	**ESES**				**1.45**	**.09**	**1397**	**.08**	**4634**	**.12**	**.07**	**-.04**	**-93.7**
Ecolab	N	ECL	1.84f	1.2	33	162.91	125.74	1053	154.47	5149	157.83	151.85	+.40	+15.1
EcologyEn	**Q**	**EEI**	**.40**	**3.4**		**14.45**	**9.27**	**3**	**11.84**	**40**	**11.97**	**10.05**	**+1.19**	**+12.8**
Ecopetrol	N	EC	.16e	.9		27.96	12.05	598	18.36	4721	19.56	18.17	-1.23	+25.5
Edenor	N	EDN				63.29	19.05	43	26.74	324	27.25	25.55	-.01	-46.2
▼EdgeTher h	**Q**	**EDGE**				**17.77**	**.43**	**297**	**.44**	**2141**	**.52**	**.43**	**-.07**	**-95.3**
Edgewell	N	EPC			21	62.67	39.50	537	40.65	3090	43.88	40.29	-1.08	-31.6
EdisonInt	N	EIX	2.45f	4.1	13	73.23	45.50	2376	59.64	9751	60.15	56.94	+1.13	-5.7
EdisonNat	Q	EDNT				11.63	4.56	45	5.46	91	5.96	5.21	-.14	-7.0
EditasM n	Q	EDIT				45.02	22.50	367	28.45	2568	31.10	27.66	+.06	-7.4
EdtechX n	Q	EDTX				10.17	9.30		9.71	10	9.76	9.66	-.02	+1.7
EdtechX un	Q	EDTXU				10.50	9.75	1	9.98	37	9.99	9.95	-.02	-.5
EducDev s	Q	EDUC	.20	2.1	8	14.35	7.00	4	9.40	37	10.95	9.39	-.15	-.8
EdwLfSci s	N	EW			53	175.00	110.68	963	160.13	5947	167.19	156.60	+2.92	+42.1
eGain	Q	EGAN				19.05	4.25	106	7.07	708	7.37	6.86	+.08	+34.7
eHiCarSvc	N	EHIC				14.65	9.30	54	10.43	738	10.48	10.00	+.28	-9.9
EidosThr n	**Q**	**EIDX**				**24.75**	**8.89**	**214**	**16.27**	**1160**	**16.29**	**12.80**	**+3.12**	**-29.6**
EigerBio rs	Q	EIGR				18.00	7.46	98	11.17	663	11.80	11.01	-.27	-19.9
8x8 Inc	N	EGHT				23.50	13.90	477	18.54	3709	19.87	18.43	-.48	+31.5
EksoBio n	Q	EKSO				3.30	1.24	267	1.64	1349	1.89	1.61	-.13	-23.0
ElPasoEl	N	EE	1.44	2.6	23	64.35	48.05	207	55.03	1627	56.18	53.46	+1.40	-.6
▼ElPasE pf	N	EPpC	2.38	5.7		49.34	39.76	28	41.53	38	44.00	39.76	-1.88	-14.8
ElPolLoc h	Q	LOCO			44	16.95	9.05	229	15.05	1477	15.55	14.58	+.02	+52.0
ElancoAn n	N	ELAN				37.61	30.10	607	32.37	3391	34.10	31.94	-1.20	-10.1
ElbitIm rs	Q	EMITF				3.23	1.54	0	1.73	68	1.87	1.57	-.07	-39.1
ElbitSys	Q	ESLT	1.76	1.4	20	151.91	111.01	11	123.00	89	126.19	121.29	+2.74	-7.7
EldorGld g	N	EGO	.02e		6	1.47	.55	4215	.58	17619	.63	.58	-.03	-59.6
EldorRsts	Q	ERI			47	50.64	29.16	1196	36.44	4294	40.03	36.00	-1.93	+9.9
▲ElectSci	Q	ESIO			12	29.79	13.92	323	29.72	2136	29.79	29.31	+.10	+38.7
ElectroSen	Q	ELSE			27	4.44	3.42	2	3.47	3	3.59	3.45	-.12	-14.3
▼electCore n	**Q**	**ECOR**				**20.25**	**4.56**	**260**	**4.21**	**569**	**5.82**	**4.21**	**-1.09**	**-78.8**
▼ElecVeh n	**Q**	**SOLO**				**7.48**	**1.10**	**181**	**1.07**	**768**	**1.26**	**1.05**	**-.14**	**-55.4**
Electrmed	A	ELMD			20	7.33	4.60	10	5.27	49	5.86	5.16	-.39	-13.2
▼ElectArts	Q	EA			18	151.26	79.50	5216	80.16	22471	85.37	79.14	-2.36	-23.7
EFII lf	Q	EFII				35.62	25.28	638	26.57	3236	28.29	25.43	+.79	-10.0
ElevCr n	N	ELVT				11.27	3.71	100	4.33	535	4.71	4.30	-.21	-42.5
EliLilly	N	LLY	2.25	2.0		119.84	73.69	5237	111.93	21814	115.74	111.02	-1.65	+32.5
ElkFdCm ef	A	RCOM				30.34	26.58		28.34					+.9
EllieMae	N	ELLI			45	116.90	61.51	405	64.15	2220	67.38	63.22	-.03	-28.2
EllingtnF	N	EFC	1.76	11.5	9	16.84	14.12	49	15.29	442	15.84	15.29	-.28	+5.4
EllingtRM	N	EARN	1.36m	12.2	86	13.08	10.23	39	11.15	225	11.45	10.85	-.33	-7.4
Ellomay	A	ELLO				11.09	7.40	2	8.17	6	8.76	8.01	+.03	-9.2
EllswthFd	A	ECF	.80e	9.2		10.58	8.60	25	8.65	128	8.94	8.63	-.21	-8.1
Ellswt pfA	A	ECFpA	1.31	5.5		26.20	23.39	2	24.00	13	24.23	23.75	+.31	-4.5
ElmiraSB	Q	ESBK	.92b	4.7	16	21.00	18.66	4	19.55	19	19.75	19.14	-.20	+.4
EloxxPh n	Q	ELOX				24.60	9.53	36	11.24	159	13.50	11.04	-1.22	-1.4
EltekLtd hrs	Q	ELTK				5.95	2.85	0	3.00	13	3.05	2.86	-.15	-26.5
▼eMagin	**A**	**EMAN**				**2.05**	**.91**	**503**	**.96**	**1910**	**1.37**	**.91**	**-.39**	**-41.8**
EAndinA	N	AKO/A	.68e	3.4		28.25	17.17		20.00	1	20.66	20.00	-.27	-24.6
EAndinB	N	AKO/B	.74e	3.3		31.80	19.63	2	22.70	127	23.40	22.11	+.08	-22.5
Embraer	N	ERJ	.13e	.6		28.55	17.99	414	21.12	4254	22.28	20.53	+.06	-11.7
EmclaireF	Q	EMCF	1.12	3.7	10	38.70	28.67	10	30.52	23	32.00	29.90	-.38	+.6
Emcore	Q	EMKR	1.50e		16	7.25	4.28	92	4.36	408	4.75	4.32	-.35	-32.4
EmerExp n	N	EEX	.29	2.4		22.97	10.76	578	12.05	1872	12.54	11.79	+.15	-40.8
EmergeES	**N**	**EMES**	**2.68m**			**10.45**	**1.61**	**138**	**2.16**	**1365**	**2.62**	**1.99**	**-.30**	**-70.0**
EmergBio	N	EBS			35	73.89	42.67	413	60.96	2320	69.86	60.49	-4.63	+31.2
▼EmersonEl	N	EMR	1.94	3.2	20	79.70	60.50	6145	60.44	27478	64.00	59.96	-2.51	-13.3
EmerR hs	A	MSN				1.60	1.25	9	1.43	34	1.48	1.41	-.01	-2.1
EmmisC rs	Q	EMMS			1	5.84	2.83	10	3.74	59	3.90	3.61	-.16	+6.3
EmpirRst rs	Q	NYNY				30.98	6.31	16	10.60	77	11.80	9.69	-.13	-60.7
EmpOPES	N	ESBA	.34	2.2		20.89	11.99	44	15.30	102	16.08	15.22	-.72	-26.0
EmpOP60	N	OGCP	.34	2.2		20.55	15.16	3	15.29	4	15.84	15.27	-.83	-25.0
EmpOP250	N	FISK	.34	2.2		20.51	15.10	5	15.24	12	15.90	15.18	-.79	-25.3
EmpStRTr	N	ESRT	.34	2.2	30	20.93	15.19	885	15.37	4932	16.30	15.27	-.71	-25.1
EmployH	N	EIG	.80	1.9	15	48.15	38.35	61	42.69	631	44.26	41.61	-.01	-3.9
EEIChile	N	EOCC	1.07e	5.6		29.41	17.10	10	19.03	64	19.27	18.28	+.20	-29.3
EnLinkLP	N	ENLK	1.56	11.8		19.45	12.72	2807	13.20	8480	13.43	12.73	-.14	-14.1
EnableMid	**N**	**ENBL**	**1.27**	**8.4**	**16**	**19.27**	**12.89**	**2236**	**15.16**	**6004**	**15.38**	**13.28**	**+1.70**	**+6.6**
EnantaPh	Q	ENTA			23	127.77	47.49	295	73.76	1529	77.86	71.54	+.73	+25.7
EnbrdgEM	N	EEQ	1.40t			14.81	8.38	1003	10.71	7656	10.88	10.32	+.07	-20.0
EnbrdgEPt	N	EEP	1.40	12.9	12	15.56	8.89	6696	10.82	25975	10.89	10.31	+.16	-21.7
Enbridge	N	ENB	2.28		22	41.21	29.00	14916	31.95	41877	32.58	30.93	+.02	-18.3
▼EnCana g	N	ECA	.06	1.0	10	14.31	6.06	18506	5.81	85139	6.55	5.78	-.60	-56.4
EncompHlth	N	EHC	1.08	1.6	20	82.46	48.54	629	68.54	3147	74.52	68.10	-2.62	+38.7
▼EncoreCap	**Q**	**ECPG**			**6**	**47.80**	**22.50**	**309**	**22.01**	**1695**	**25.28**	**20.38**	**-2.87**	**-47.7**
EncorW	Q	WIRE	.08	.2	13	58.70	40.96	52	47.73	270	49.00	46.28	+.71	-1.9
EndvSilv g	N	EXK			34	3.35	1.76	1027	2.01	5041	2.13	1.89	+.04	-15.9
Endo Intl	**Q**	**ENDP**			**7**	**18.50**	**5.27**	**4575**	**10.19**	**16316**	**11.68**	**10.16**	**-1.38**	**+31.5**
Endocyte	Q	ECYT				23.94	2.81	1472	23.84	7581	23.90	23.80	+.01	+457.0
▼Endologix	Q	ELGX				6.72	.65	1233	.70	4337	.75	.65	-.01	-86.9
EndurIntl	**Q**	**EIGI**				**10.95**	**6.95**	**627**	**7.25**	**2066**	**8.49**	**7.23**	**-.94**	**-13.7**
Energizer n	N	ENR	1.20f	2.4	33	65.57	44.49	1451	49.59	5310	50.19	45.37	+3.59	+3.4
▼Energous	Q	WATT				33.50	6.31	351	6.75	2887	7.46	6.31	-.57	-65.3
▼EngyFocus	**Q**	**EFOI**				**3.45**	**.89**	**85**	**.81**	**225**	**1.03**	**.70**	**-.16**	**-66.8**
EnFuel grs	A	UUUU				4.09	1.49	952	3.50	5141	3.77	3.35	+.09	+95.5
EnrgyRec	Q	ERII				11.14	6.17	264	7.30	1416	7.90	7.22	-.55	-16.6
EgyTrnsfr	N	ET	1.22	8.7	17	19.34	12.80	13861	14.07	55062	14.69	13.48	-.18	-18.5
Enerpls g	N	ERF	.12e	1.4	11	13.87	8.25	992	8.53	7230	9.22	8.50	-.63	-12.9
EnersisAm	N	ENIA	.21e	2.4		12.11	6.96	814	8.87	5820	8.95	8.54	+.18	-20.6
EnerChile	N	ENIC	.22e	4.5	1	6.57	4.18	225	4.86	1308	4.90	4.76	+.03	-14.4
EnerSys	N	ENS	.70	.9	27	89.72	62.85	334	76.13	1316	80.87	75.94	-2.89	+9.3
Engility	N	EGL				38.54	21.19	88	30.69	865	32.66	30.50	-.39	+8.2
▼EnLinkLLC	N	ENLC	1.08f	9.5	10	20.00	10.95	883	11.38	5087	11.67	10.95	-.15	-35.3
Ennis Inc	N	EBF	.90	5.1	13	22.98	17.65	168	17.82	906	18.59	17.70	-.65	-14.1
▲▼Enochian n	Q	ENOB				8.41	6.50	3	6.40	95	8.41	6.30		-8.1
EnovaIntl	N	ENVA			11	39.00	14.75	371	19.52	1417	21.53	19.23	-.59	+28.4
Enphase	Q	ENPH				7.60	1.83	1275	5.68	6990	6.03	5.52		+135.7
EnPro	N	NPO	.96	1.5	35	94.79	57.31	89	62.31	579	66.11	62.00	-1.96	-33.4
▼ENSCO	**N**	**ESV**	**.04**	**1.0**		**9.51**	**4.10**	**15767**	**4.07**	**83290**	**5.04**	**4.06**	**-1.04**	**-31.1**
▼Enservco	**A**	**ENSV**				**1.50**	**.45**	**29**	**.49**	**205**	**.55**	**.45**	**-.06**	**-23.9**
▲EnsignGp s	Q	ENSG	.19f	.4	30	48.96	21.67	386	42.82	2394	48.96	42.32	-2.80	+92.9
EnstarGp	Q	ESGR				223.45	150.32	35	172.21	252	176.85	169.79	-1.72	-14.2
▲EnstrG pfE	Q	ESGRO	1.75	7.0		24.92	23.42	32	25.00	148	25.00	24.48	+.28	+1.6
EnSync	A	ESNC				.56	.17	89	.20	443	.21	.19	+.00	-49.6
EntasisT n	Q	ETTX				13.70	5.71	10	6.19	107	6.37	5.75	+.22	-41.9
▼EntegraFn	**Q**	**ENFC**			**15**	**30.70**	**19.91**	**12**	**19.75**	**86**	**22.00**	**19.66**	**-2.32**	**-32.5**
Entegris	Q	ENTG	.28	1.1	22	39.55	23.39	835	26.00	4566	27.36	25.91	-.70	-14.6
▼EnteraBi n	**Q**	**ENTX**				**7.60**	**3.75**	**31**	**3.96**	**285**	**6.29**	**3.73**	**-1.03**	**-36.9**
Entercom	N	ETM	.36	5.6	8	11.70	5.82	790	6.38	5350	6.78	6.34	-.08	-40.9
▼EntArk66 n	N	EAI	1.22	5.7		25.24	21.33	63	21.40	232	21.67	21.33	-.09	-14.8
EntArk 63	N	EAE	1.19	5.6		25.37	21.06	6	21.41	37	21.70	21.25	+.05	-14.1
▼EntArk 52	N	EAB	1.23	5.5		25.22	22.00	5	22.10	57	22.65	22.00	-.33	-12.4
▲Entergy	N	ETR	3.64f	4.1	39	90.76	71.95	1352	89.78	7031	90.79	87.55	+1.32	+10.3
EntLA 66	N	ELC	1.22	5.6		25.14	21.29	25	21.89	201	21.92	21.53	+.21	-11.8
EntgyLA52	N	ELJ	1.31	5.5		25.75	23.11	5	23.87	23	24.21	23.82	-.21	-4.9
EntLA 63	N	ELU	1.18	5.5		25.37	20.32	2	21.32	33	21.43	21.14	+.08	-14.1
EntMS FtM	N	EMP				25.49	21.15	22	21.81	103	22.25	21.55	+.02	-13.3
EntgyNO n	N	ENO				28.45	24.00	11	24.17	57	24.71	24.10	-.23	-5.7
EntgyNO 52	N	ENJ	1.25	5.3		25.40	20.60		23.43	0	23.43	23.39	-.22	-6.2
EntgyTx64	N	EZT	1.41	5.7		27.00	24.28	3	24.91	21	25.09	24.85	-.01	-6.0
EntBcpMA	Q	EBTC	.58	1.9	16	44.14	26.96	9	30.63	45	31.84	29.99	-1.45	-10.0
▼EntFinSv	Q	EFSC	.52f	1.3	11	58.15	40.47	88	39.94	624	42.56	39.89	-2.03	-11.5
EntProdPt	N	EPD	1.73	6.7	19	30.05	23.10	8195	25.85	31381	26.51	25.43	-.35	-2.5
▼Entravisn	N	EVC	.20	7.1	28	7.90	2.80	471	2.81	2950	3.18	2.75	-.25	-60.7
EntrResc	A	EGI				.69	.34	62	.40	295	.41	.37	+.01	-33.3
Envestnet	N	ENV			63	64.80	48.38	174	51.57	1359	53.81	51.36	-.57	+3.5
EnviroStr	A	EVI	.13e			48.45	25.39	14	36.27	80	37.39	33.47	+2.27	-9.3
Enviva n	N	EVA	2.52f	9.1		33.20	25.01	56	27.69	296	29.13	27.50	-.55	+.1
▼EnzoBio	**N**	**ENZ**				**9.06**	**2.89**	**230**	**2.89**	**1341**	**3.33**	**2.85**	**-.34**	**-64.5**
▼Epizyme	Q	EPZM				21.40	5.86	915	5.88	3671	6.84	5.81	-.57	-53.1
ePlus s	Q	PLUS			18	107.25	67.65	50	72.57	320	78.28	72.15	-2.15	-3.5
Equifax	N	EFX	1.56	1.6	17	138.69	90.54	937	97.18	5069	99.64	96.00	-2.18	-17.6
Equillium n	**Q**	**EQ**				**19.69**	**9.21**	**24**	**12.00**	**89**	**15.50**	**11.26**	**-3.28**	**-14.3**
Equinix	Q	EQIX	9.12	2.4		462.43	370.79	505	386.90	2346	396.50	381.62	+.43	-14.6
▼Equinor n	N	EQNR				24.48	22.53	1910	22.10	8686	23.20	22.04	-1.08	-9.3
EquitMid n	N	ETRN				23.47	19.50	3195	21.32	16983	22.16	20.66	-.57	+2.1
EqtyBcsh n	Q	EQBK				44.30	31.32	66	36.35	341	37.43	35.37	+.82	+2.7
EquityCmw	N	EQC	2.50e		32	32.66	27.96	307	31.22	2351	31.62	30.98	-.35	+2.3
EqCm pfD	N	EQCpD	1.63	6.3		26.64	25.24	5	25.87	21	26.07	25.52	+.12	-1.8
EqCmw 42	N	EQCO	1.44	5.7		25.58	24.91		25.05					-1.4
▲EqtyLfPrp	N	ELS	2.20	2.2	29	104.05	79.78	387	100.99	2417	104.05	99.86	-1.57	+13.4
EqtyRsd	N	EQR	2.16	3.1	44	72.75	54.97	1733	69.94	8764	72.10	69.40	-1.73	+9.7
EquusTR	N	EQS			27	2.45	1.84	11	2.17	49	2.23	1.99		-9.6
EraGroup	N	ERA			6	14.23	8.98	68	9.61	364	10.03	9.00	+.18	-10.6
Ericsson	Q	ERIC	.13e	1.4		9.45	6.00	6263	8.98	42640	9.29	8.64	+.32	+34.4
ErieInd	Q	ERIE	3.60f	2.7	32	147.17	106.63	37	131.49	176	132.60	129.04	+.06	+7.9
Eros Intl	N	EROS				15.00	7.79	265	8.20	1627	8.95	8.08	-.54	-15.0
ErytechP n	Q	ERYP				23.46	6.57	0	6.93	33	7.71	6.72	-.07	-68.5
▼Escalade	Q	ESCA	.50	4.5	22	15.25	11.02	8	11.04	55	11.81	11.02	-.34	-10.2
EscoTech	N	ESE	.32	.5	18	71.47	54.35	103	66.69	471	68.71	64.97	+.73	+10.7
Esperion	Q	ESPR				82.68	33.06	618	47.97	2567	55.70	47.52	-3.52	-27.1
Espey	A	ESP	1.16f	4.4	23	32.55	21.70	0	26.45	2	27.10	26.11	-.76	+10.4
EsqFnHld n	Q	ESQ				29.45	17.34	3	23.37	20	25.00	22.47	-.92	+18.4
EssaPh gs	Q	EPIX				5.83	2.00		2.47	5	2.59	2.47	-.03	-43.6
Essendant	Q	ESND	.56	4.5		17.08	7.20	257	12.55	1308	12.67	12.54	+.06	+35.4
Essent	N	ESNT			7	50.08	32.73	759	33.94	4091	36.35	33.62	-1.90	-21.8
EssentPr n	N	EPRT				14.75	13.05	405	13.85	1952	14.75	13.57	-.76	+1.2
EssexPT	N	ESS	7.44	2.8	46	267.41	214.03	219	262.28	1329	265.90	258.01	-1.38	+8.7
EstLab n	**Q**	**ESTA**				**30.71**	**20.05**	**179**	**23.62**	**309**	**26.35**	**22.18**	**-2.78**	**-4.6**
EsteeLdr	N	EL	1.72f	1.3	45	158.80	121.93	2376	135.18	8579	141.66	134.94	-1.94	+6.2
Esterline	N	ESL			49	122.00	67.15	581	121.49	3147	121.89	121.22	-.25	+62.6
▼EstreAm n	Q	ESTR				13.38	2.66	7	2.89	64	3.50	2.66	-.22	-66.6
EthanAl	N	ETH	.76	4.1	13	29.64	18.53	325	18.65	1196	19.90	18.64	-1.04	-34.8
Eton Ph n	Q	ETON				6.68	5.90	11	6.00	92	6.40	6.00	-.15	-4.0
Etrac2xMtg	N	MORL	3.31e	23.2		18.20	12.50	126	14.27	817	14.73	14.18	-.42	-19.2
Et2xDJDiv	N	DVYL	3.55e	5.6		77.86	60.01	5	63.67	47	66.67	62.88	-1.12	-13.0
Etr2xHomb	**N**	**HOML**				**70.00**	**24.10**	**3**	**25.10**	**3**	**26.70**	**25.39**	**-2.78**	**-58.3**
EtrCrdOil n	N	OILX				45.74	30.18	1	30.98	2	31.23	30.77	-.32	-5.0
EtHiDLwV	N	HDLV	2.57e	10.2		32.98	23.54	2	25.31	8	26.13	25.14	-.36	-21.4
▼Etr2xCEFd	N	CEFL	2.88	22.6		18.26	13.03	266	12.77	816	13.42	12.76	-.38	-29.5
▼EtrcDvsHi	N	DVHL	2.85e	16.9		21.12	16.80	4	16.83	48	17.54	16.80	-.26	-16.7
▼EtrWFxEn	N	LMLP	1.90e	16.9		19.00	11.82	49	11.27	195	12.81	11.26	-1.14	-28.4
EtracReit	N	LRET	2.00e	8.4		27.26	19.32	1	23.79	5	27.25	23.69	-1.07	-9.5
UBS VlHdg	N	XIVH				82.84	11.86		15.28					-80.2
▼Etr EnhGl	N	FIHD				191.45	145.87	28	151.38	223	157.36	145.87	-2.23	-12.0
FI EnhEu n	N	FIEE				202.02	108.87	7	128.52	55	134.41	122.70	-1.12	-27.6
Etr SP MLP	N	MLPZ	.06p			51.00	30.62	1	31.88	4	32.31	30.78	-1.02	-25.6
Etr MLP In	N	MLPQ	.08p			44.40	25.63	17	27.78	189	28.63	26.07	+.29	-26.3
EtrWFBsD	N	BDCZ	.91e			20.92	18.91		18.95	0	18.93	18.93	-.10	-9.2
▼Etr2xLevLg	N	LBDC	2.89e	22.4		18.82	13.26	5	12.91	90	13.78	13.05	-.80	-20.8
EtrMtgReit	N	MRRL	1.70e			17.99	11.51	32	14.21	192	14.65	14.13	-.38	-19.8
EtrSCHiDv	N	SMHD	3.06e	20.2		20.96	14.27	87	15.16	414	16.47	15.10	-.50	-22.8
Etsy n	Q	ETSY			80	58.30	16.72	1714	54.34	11871	57.95	53.45	+.42	+165.7
EuroTech	Q	CLWT				8.45	2.00	1	2.85	36	3.18	2.80	-.29	-14.0
Euronav n	N	EURN	2.41e			10.10	7.50	457	7.98	1605	8.55	7.96	-.45	-13.7
Euronet	Q	EEFT			24	121.93	70.67	690	104.79	2320	115.86	104.06	-6.55	+24.4
▼EuroEqFd	N	EEA	.17e	2.1		10.88	7.96	12	8.03	65	8.17	7.96	-.18	-18.6
▼Euroseas rs	**Q**	**ESEA**				**3.87**	**.79**	**150**	**.76**	**642**	**.91**	**.75**	**-.16**	**-55.4**
▼EvansBc	A	EVBN	.92f	2.6	14	49.23	35.21	4	34.94	153	37.55	34.61	-2.09	-16.6
EveloBio n	**Q**	**EVLO**				**16.75**	**6.51**	**58**	**11.39**	**504**	**11.75**	**9.01**	**+2.25**	**-29.9**
Eventbr n	N	EB				40.25	24.67	295	32.24	1469	32.80	29.94	+2.00	-11.7
Ever-Glory	Q	EVK			8	4.50	2.20	4	4.10	20	4.20	3.92	+.16	+74.5
▼EverQuo n	**Q**	**EVER**				**22.09**	**4.90**	**178**	**4.97**	**536**	**6.47**	**4.85**	**-.93**	**-72.4**
Everbrdg n	Q	EVBG				63.00	26.30	260	53.55	1312	56.00	50.89	+1.88	+80.2
▼Evercore	N	EVR	2.00f	2.7	17	117.49	74.87	295	73.67	2081	78.20	73.55	-3.15	-18.1
EverestRe	N	RE	5.60f	2.6	8	264.88	203.90	340	215.31	1897	232.67	214.54	-13.56	-2.7
Evergy	N	EVRG	1.60	2.6	27	61.10	47.06	1565	60.54	8172	61.00	59.03	+.23	+14.7
EveriHldgs	N	EVRI				9.82	5.60	710	5.78	3229	6.34	5.77	-.38	-23.3
▲EversrceE	N	ES	2.02	2.9	23	70.50	52.76	1784	69.77	9289	70.53	68.18	+.31	+10.4
▼EvrspnTc n	Q	MRAM				11.48	6.08	15	6.30	166	6.68	6.08	-.07	-16.0
Evertec	N	EVTC	.40	1.5	25	29.71	12.88	561	27.42	2921	28.27	26.38	+.30	+100.9
▼EvineLive	**Q**	**EVLV**				**1.74**	**.45**	**419**	**.44**	**1796**	**.58**	**.44**	**-.07**	**-68.3**
EvofemBio	Q	EVFM				12.56	1.39	13	3.54	80	3.89	3.46		+81.5
▼Evogene	Q	EVGN				4.20	2.20	1	2.15	10	2.33	2.15	-.20	-29.9
EvokePhm	Q	EVOK				3.40	1.85	20	2.48	120	2.64	2.45	-.17	+9.7
EvolentH n	N	EVH				29.05	12.30	1284	19.20	5431	22.02	18.74	-1.03	+56.1
Evolus n	Q	EOLS				39.50	6.75	219	12.66	2521	14.14	10.62	-1.09	+10.1
EvolPetrol	**A**	**EPM**	**.40**	**5.6**	**12**	**12.83**	**6.35**	**263**	**7.10**	**1098**	**8.33**	**6.95**	**-1.02**	**+3.6**
EvolvgSys	Q	EVOL	.44	29.3	4	5.85	1.41	15	1.50	48	1.59	1.45	-.01	-68.1
EvoquaWt n	N	AQUA				25.36	7.92	1169	9.77	7692	10.53	9.67	-.19	-58.8
ExOne	**Q**	**XONE**				**11.12**	**6.16**	**207**	**6.55**	**858**	**7.64**	**6.49**	**-1.01**	**-22.0**
ExactSci h	Q	EXAS				82.85	37.36	1466	68.31	6841	74.19	66.55	-3.39	+30.0
ExantasCap	N	XAN	.20	1.9		12.09	8.51	197	10.71	827	11.02	10.67	-.18	+14.3

Continued on **next page**

NYSE, NYSE American and Nasdaq Exchanges

Continued from **previous page**

Name	Exch. Market	Symbol	Div	Yield	PE	52-week High	52-week Low	Vol 1000s	Friday Last	Vol 1000s	Weekly High	Weekly Low	Chg	YTD % Chg
▼ETYldShHi	N	YYY	1.92	11.5		19.65	16.78	72	16.71	267	16.96	16.69	-.18	-14.2
▼ExTrRobo	N	ROBO	.07e	.2		46.20	34.03	473	34.00	2088	35.36	33.95	-.68	-17.7
▼Ber Gl Rs n	N	BRGL				28.14	23.41		23.44	0	23.41	23.41	-1.09	-10.0
Ber US Rs n	N	BERN				30.06	25.78		26.58	1	26.88	26.41	-.11	-1.1
ExTTactUS	N	HTUS				29.30	24.04	55	26.35	77	27.10	26.27	-.35	-2.9
▼ETF IndExp	N	TETF				21.64	16.95	2	16.89	4	17.36	16.87	-.32	-11.3
ETEMeCmc	N	EMQQ	.02p			43.50	25.90	268	28.47	1750	29.55	27.73	+.16	-25.2
▼ExelaTch n	Q	XELA				7.34	3.90	73	4.05	357	4.46	3.89	-.04	-21.4
Exelixis	Q	EXEL			22	32.20	13.42	3391	21.03	18650	22.37	20.54	+.49	-30.8
Exelon	N	EXC	1.38	2.9	13	47.40	35.57	5324	47.06	31121	47.35	46.00	+.10	+19.4
ExlSvcHld	Q	EXLS			52	67.06	51.73	121	55.00	776	56.63	53.53	-.51	-8.9
Expedia h	Q	EXPE	1.28	1.1	54	139.77	98.52	986	118.36	6968	122.76	117.17	+.12	-1.2
ExpdIntl	Q	EXPD	.90f	1.3	21	78.16	59.10	950	70.48	6861	73.03	69.11	-.09	+9.0
Exponent s	Q	EXPO	.52	1.0	39	54.58	34.90	161	49.81	926	51.22	47.28	+1.60	+40.1
▼Express	N	EXPR			18	11.69	5.51	2019	5.58	10490	6.00	5.50	-.26	-45.0
ExpScripts	Q	ESRX			13	101.73	66.93	7997	98.22	26655	99.98	94.55	+2.37	+31.6
ExtendStay	Q	STAY	.88f	5.2	29	22.44	15.73	1585	17.03	6851	17.99	16.75	-.74	-10.4
▼Exterran n	N	EXTN			45	33.32	20.50	154	19.83	958	21.44	19.73	-1.67	-36.9
ExtraSpce	N	EXR	3.44	3.5	23	101.96	77.53	1352	97.32	5794	99.12	96.40	-.52	+11.3
▼ExtrOilGs n	**Q**	**XOG**				**17.42**	**5.12**	**3727**	**4.80**	**12452**	**5.55**	**4.79**	**-.75**	**-66.5**
ExtrmNet	Q	EXTR				15.55	4.81	686	5.96	5168	6.41	5.82	+.14	-52.4
ExxonMbl	N	XOM	3.28	4.3	14	89.30	72.16	12652	75.58	76621	78.20	74.80	-2.06	-9.6
EyePtPh	Q	EYPT				3.94	.93	135	2.26	1241	2.36	2.15	+.06	+109.3
EyegatePh	**Q**	**EYEG**				**1.34**	**.28**	**254**	**.53**	**2994**	**.55**	**.38**	**+.11**	**-50.5**
Eyenovia n	**Q**	**EYEN**				**10.74**	**2.60**	**42**	**3.40**	**290**	**4.28**	**3.17**	**-.55**	**-65.7**
▼Ezcorp	Q	EZPW			11	15.10	8.57	768	8.33	3413	9.29	8.30	-.40	-31.7
- F -														
:F5 Netwks	Q	FFIV			22	199.71	129.70	620	165.44	3399	173.08	163.74	+.12	+26.1
▼FAT Br n	Q	FAT	.48	8.5		11.45	4.61	7	5.67	81	5.83	4.61	+.37	-36.5
FB Finl n	N	FBK	.24	.7	13	45.43	33.12	50	34.70	216	36.80	34.34	-1.15	-17.4
FBL Fn	N	FFG	1.84	2.7	16	85.70	64.00	18	68.42	98	70.00	67.73	+.91	-1.8
▼FCB Fin	N	FCB			11	62.95	34.53	506	33.63	2739	36.68	33.54	-2.90	-33.8
FFBW n	Q	FFBW				11.79	10.30	2	10.84	45	10.94	10.81	-.21	-1.6
▼FGL Hldg n	N	FG				10.74	6.55	1213	6.59	5437	6.94	6.55	-.34	-34.6
▼FLIR Sys	Q	FLIR	.64	1.5	26	63.88	43.22	1074	43.12	5424	45.41	43.01	-.21	-7.5
FMC Corp	N	FMC	1.60f	2.1	15	98.70	72.73	668	77.22	3671	81.25	76.86	-2.86	-18.4
▼FNBCp PA	N	FNB	.48	4.7	10	14.92	10.47	3045	10.28	16546	11.27	10.25	-.97	-25.6
▼FNB FL pfE	N	FNBpE				30.00	25.85	7	26.03	99	26.73	25.85	-.20	-11.0
FNCB Bc n	Q	FNCB	.20f	2.1	86	12.00	7.97	4	9.45	21	9.65	9.00	+.07	+2.2
▲FTFQAntiB	N	BTAL				22.24	18.31	40	22.08	311	22.24	21.72	+.26	+14.5
FTFQMom	N	MOM				26.26	23.71	0	24.60	6	24.93	23.99	+.54	+2.4
FTFQuSize	N	SIZ				20.44	19.25		19.27					-3.6
FTFQHgDiv	N	DIVA	1.08e	2.8		25.74	23.17	7	24.22	11	24.69	24.26	-.25	-2.5
FRP Hldgs	Q	FRPH			68	67.70	42.10	5	46.46	76	49.11	44.78	+1.50	+5.0
FS Bncp	Q	FSBW	.56	1.3	9	66.40	42.02	17	42.99	68	45.25	42.76	-1.65	-21.2
▼FS Invest	N	FSIC	.76	13.4	7	8.24	5.77	1428	5.67	6922	6.10	5.64	-.19	-22.9
FSB Bcp n	Q	FSBC				18.50	16.22	2	16.46	7	16.98	16.39	-.29	-3.2
▼FTD Cos	**Q**	**FTD**				**8.80**	**1.60**	**87**	**1.54**	**515**	**1.90**	**1.52**	**-.30**	**-78.6**
FTE Net n	**A**	**FTNW**				**26.25**	**3.25**	**190**	**3.41**	**818**	**4.12**	**3.35**	**-.51**	**-79.3**
FTI Cnslt	N	FCN			27	81.91	39.57	219	61.19	1641	64.22	60.97	-3.01	+42.4
▼FTS Intl n	N	FTSI				22.60	7.16	503	7.85	4259	7.99	7.16	+.08	-60.0
FVCBkcp n	Q	FVCB			68	20.51	16.43	36	19.85	219	20.38	18.86	-.15	-.8
Fabrinet	N	FN			20	54.70	24.02	574	49.13	2227	50.23	46.81	+1.16	+71.2
Facebook	Q	FB			27	218.62	126.85	21773	144.06	112426	147.19	139.01	+6.64	-18.4
FactsetR	N	FDS	2.56	1.1	28	237.95	183.89	311	223.11	1414	230.53	218.37	-.59	+15.7
FairIsaac	N	FICO	.08		41	241.10	152.47	319	188.07	1685	192.36	181.38	+5.66	+22.8
FalcMinrl	Q	FLMN	.90	12.2		11.70	7.12	3462	7.35	4367	8.30	7.17	-.21	-23.4
▼FDaves	Q	DAVE				9.65	4.44	69	4.37	108	5.12	4.30	-.43	-33.3
FangHldg	**N**	**SFUN**	**.20e**	**12.7**	**1**	**5.69**	**1.51**	**730**	**1.58**	**5225**	**1.78**	**1.53**	**-.18**	**-71.7**
Fanhua	Q	FANH	1.00	4.5	37	38.24	20.20	310	22.00	824	23.66	21.91	-.81	+1.8
FarPtAc un	N	FPAC/U				10.45	10.06	0	10.12	19	10.19	10.08	-.07	-.4
Farfetch n	N	FTCH				32.40	18.39	791	23.88	2737	24.38	21.65	+1.77	-16.1
FarmerBrs	Q	FARM				34.95	23.02	41	23.55	215	24.99	23.16	-.43	-26.7
FarmMer s	Q	FMAO	.56	1.4	25	49.99	34.62	5	38.75	25	40.00	38.21	-.27	-5.0
▼FarmersNB	Q	FMNB	.32	2.6	14	16.90	12.44	42	12.45	139	13.80	12.38	-.32	-15.6
Farmland	N	FPI	.20m	3.8	47	9.68	5.15	356	5.21	1899	5.82	5.21	-.56	-40.0
FarmIn pfB	N	FPIpB	1.50	7.6		26.22	17.30	20	19.76	152	20.75	19.75	+.03	-23.3
▼FaroTech	Q	FARO				70.20	43.04	49	43.83	247	45.80	43.04	-.05	-6.7
Fastenal	Q	FAST	1.60	3.0	22	61.14	47.37	2032	53.87	12882	56.36	53.58	-1.38	-1.5
FateThera	Q	FATE				17.98	4.08	557	15.88	4111	17.38	15.22	-.66	+159.9
▼Fauquier	Q	FBSS	.48	2.6	24	26.90	18.70	0	18.60	10	20.06	18.60	-1.03	-15.1
▼FedExCp	N	FDX	2.60	1.4	8	274.66	183.55	2554	184.11	20920	198.73	183.10	-17.28	-26.2
FedNatHld	Q	FNHC	.32	1.5	19	26.76	13.49	44	21.10	252	21.64	20.87	-.30	+27.3
▼FedAgric	N	AGM	2.32	4.1		99.11	56.43	36	57.22	214	61.76	55.64	-2.77	-26.9
▼FdAgricA	N	AGM/A	2.32	4.2	16	87.76	55.54	0	54.89	1	58.73	54.89	-2.37	-24.5
FAgMt pfA	N	AGMpA	1.47	5.9		25.95	24.50	1	24.93	5	25.19	24.52	+.28	-.8
FAgMt pfB	N	AGMpB	1.72	6.6		27.45	25.52	0	26.19	2	26.34	25.90	+.39	-.6
FAgMt pfC	N	AGMpC	1.50	5.9		28.02	25.25		25.45	2	26.21	25.32	-.25	-8.5
FedRlty	N	FRT	4.08	3.1	23	135.68	106.41	336	130.91	2008	134.42	130.23	-3.11	-1.4
FedRlt pfC	N	FRTpC	1.25	6.0		25.48	20.52	21	21.01	110	21.51	20.83	-.14	-16.5
FedSignl	N	FSS	.32f	1.6	20	28.32	18.37	239	20.57	1411	21.62	20.33	-.59	+2.4
FedlStAc n	Q	FSAC				11.00	9.65	4	9.82	34	10.06	9.80	-.19	+1.1
FedlStA wt	Q	FSACW				1.20	.95		1.10					-4.3
FedInvst	N	FII	1.08	4.4	9	36.76	22.06	749	24.65	4604	25.30	24.04	-.24	-31.7
FedPMu	N	FMN	.88	7.1		14.25	12.11	28	12.43	189	12.71	12.40	-.25	-11.5
▼FenncPhr n	Q	FENC				14.99	5.50	130	5.91	502	6.52	5.50	-.28	-41.0
▼Ferrari n	N	RACE				149.85	102.37	623	101.49	2280	107.57	101.10	-3.35	-3.2
Ferrellgs	**N**	**FGP**	**.40**	**49.0**		**4.69**	**.75**	**348**	**.82**	**2164**	**1.16**	**.80**	**-.24**	**-80.9**
Ferro	N	FOE			13	25.06	15.59	491	16.20	3702	17.83	15.99	-1.13	-31.3
Ferrogl n	Q	GSM	.24	13.0	3	17.61	1.77	2647	1.85	8124	2.18	1.77	-.16	-88.6
FiatChrys	N	FCAU				24.95	14.97	3768	15.47	18965	16.05	15.08	+.13	-13.3
FibriaCelu	N	FBR	.09e	.5		22.05	13.77	374	16.99	2366	17.25	16.79	-.06	+15.6
Fibrocll rs	Q	FCSC				5.17	1.75	34	2.00	928	2.09	1.87	+.03	-37.5
▼FibroGen	Q	FGEN				68.55	37.27	551	39.55	2852	41.42	37.27	+1.58	-16.6
FidCorpBd	N	FCOR	1.58	3.3		51.02	46.30	7	47.58	24	48.00	47.29	+.35	-6.6
FidLtdTm	N	FLTB	.98	2.0		50.21	48.96	18	49.15	104	49.18	49.01	+.07	-1.9
FidTotBd	N	FBND	1.20e	2.5		50.33	47.89	24	48.34	553	48.38	48.20	+.07	-3.8
FidD&D n	Q	FDBC	.96	1.6	80	75.00	40.51	1	59.73	6	62.50	59.30	+1.25	+44.6
FidCnsDis	N	FDIS	.40e	1.0		45.84	38.22	144	39.76	2194	41.31	39.56	-.62	+1.6
FidCnsStpl	N	FSTA	.87e	2.7		35.47	29.50	302	32.63	1316	33.39	32.31	-.21	-4.9
▼FidEnergy	N	FENY	.53e	3.1		22.21	16.90	218	16.95	3190	17.69	16.88	-.65	-15.5
▼FidFinan	N	FNCL	.60e	1.7		43.90	35.52	392	35.30	3019	36.70	35.21	-1.32	-13.4
FidHlthCre	N	FHLC	.70e	1.6		47.18	38.45	450	43.05	3174	45.09	42.90	-.81	+7.7
▼FidIndls	N	FIDU	.56e	1.6		41.28	33.88	64	33.96	379	35.17	33.86	-.58	-12.2
Fid Val n	N	FVAL				35.47	30.90	33	31.26	215	32.23	31.13	-.51	-4.9
Fid Qual n	N	FQAL				35.05	30.37	11	31.17	127	32.08	30.96	-.37	-2.0
FidInfoTch	N	FTEC	.42e	.8		60.90	47.94	304	51.31	1812	53.33	50.85	-.05	+2.7
Fid Moment	N	FDMO				35.68	29.81	50	30.78	120	31.83	30.65	-.39	-1.6
Fid LowVol	N	FDLO				34.00	28.95	29	31.31	216	32.18	31.15	-.34	+2.3
Fid RisR n	N	FDRR				32.80	28.92	305	29.90	1445	30.70	29.72	-.41	-2.4
Fid CoreD n	N	FDVV				31.13	27.25	80	28.82	433	29.42	28.52	-.35	+.5
FidMsciRE	N	FREL	.86e	3.6		25.45	21.73	115	24.10	1634	24.71	23.96	-.43	-2.4
▲FidUtils	N	FUTY	1.21e	3.2		37.63	30.99	333	37.40	1710	37.63	36.58	+.26	+8.4
FidTelecm	N	FCOM	.76e	2.6		32.70	27.59	63	29.73	422	30.52	29.36	-.01	-3.8
FidelMatls	N	FMAT	.53e	1.8		37.11	28.72	26	28.86	239	29.93	28.75	-.45	-17.6
FidNasdIdx	Q	ONEQ	2.29e	.8		319.34	260.03	30	271.49	199	282.65	270.38	-2.58	+.1
FidlNatFn	N	FNF	1.28f	4.1	13	42.52	31.14	1893	31.52	6302	32.81	31.22	-.67	-19.7
FidNatInfo	N	FIS	1.28	1.2	19	110.83	92.12	1202	104.59	7227	108.32	103.39	+.29	+11.2
▼FidelSo	Q	LION	.48	2.2	14	27.05	21.23	46	21.42	361	22.74	21.18	-.89	-1.7
FidClayOp	N	FMO	1.72f	17.5		15.43	9.15	186	9.87	2015	10.05	9.67	-.08	-24.9
FidusInvst	Q	FDUS	1.56a	11.7	8	16.26	12.63	73	13.39	506	13.98	13.39	-.34	-11.8
FidsInv23 n	Q	FDUSL	1.47	5.8		28.00	24.85	1	25.20	4	25.72	25.20	-.41	+.8
Fieldpt wt	A	FPP/WS							.00					
FiestaRst	**Q**	**FRGI**			**92**	**30.88**	**16.40**	**332**	**16.51**	**1056**	**18.42**	**16.43**	**-1.91**	**-13.1**
▼FifthThird	Q	FITB	.72	3.0	8	34.67	24.10	8862	23.68	33046	25.51	23.60	-1.91	-22.0
FifthT pf	Q	FITBI	1.66	6.3		30.00	26.03	87	26.21	312	27.20	26.07	-.19	-8.0
51job	Q	JOBS			98	114.63	52.15	270	68.49	1665	70.00	64.74	-.30	+12.6
58.com	N	WUBA			71	89.90	52.14	712	60.00	4212	63.75	56.94	+1.94	-16.2
▼FinTcAc3 un	Q	FTACU				10.08	9.98		10.03	1605	10.04	9.98	-.02	-.1
▼FnclInst	Q	FISI	.96	3.7	13	34.35	26.17	25	25.99	207	27.74	25.96	-1.18	-16.4
Finisar	Q	FNSR				25.41	14.25	2159	21.75	15970	22.81	21.62	-.74	+6.9
FinjanH	Q	FNJN			2	5.54	1.69	286	2.69	752	2.84	2.58	-.09	+24.5
FireEye	Q	FEYE				20.61	13.60	4469	18.58	24838	20.10	18.22	-.85	+30.8
FstAccept	N	FAC				1.34	.78		.81					-31.9
FstAFin n	N	FAF	1.52	3.4	18	62.71	41.96	1045	44.58	4306	46.38	43.99	-.95	-20.4
FtBcp pfE	N	FBPpE							12.03					
FstBcpPR	N	FBP			29	9.68	4.84	1863	8.64	8477	9.10	8.52	-.07	+69.4
FstBcpME	Q	FNLC	1.16	4.4	15	31.61	25.03	11	26.53	52	28.32	26.52	-1.35	-2.6
▼FtBcpNC	Q	FBNC	.40	1.2	17	43.14	33.88	109	33.75	519	35.82	33.71	-1.98	-4.4
FstBcMiss	Q	FBMS	.20	.6	21	43.53	29.75	13	31.37	109	32.77	31.18	-1.10	-8.3
▼FstBkNJ	Q	FRBA	.12	1.0	16	15.00	11.20	19	11.60	70	11.89	11.20	+.10	-16.2
▼FstBusey rs	Q	BUSE	.80	3.2	15	33.25	25.61	64	25.23	468	26.77	24.58	-1.40	-15.7
FBusnFn s	Q	FBIZ	.56	2.8	15	26.95	19.55	14	20.22	43	21.32	19.93	-.06	-8.6
FrstCap	Q	FCAP	.92	2.4	17	47.42	35.63	4	37.86	9	40.17	35.67	+.34	+3.0
FtChoBc n	Q	FCBP	.80	3.7	42	33.50	20.81	20	21.62	107	22.80	21.50	-.66	-22.1
▼FCtzBA	Q	FCNCA	1.60f	.4	19	488.44	384.96	41	380.09	183	407.65	379.40	-22.18	-5.7
FstCwlth	N	FCF	.36	2.9	15	17.91	12.01	396	12.35	3313	13.30	12.32	-.59	-13.8
FCmtyBsh	Q	FCBC	.84	2.6	18	36.09	25.85	27	32.86	156	34.27	32.36	-.09	+14.4
FCmtyCp	Q	FCCO	.40	1.9	17	26.25	20.33	10	20.99	30	22.58	20.96	-1.25	-7.1
1stCnstBn	Q	FCCY	.30f	1.6	13	27.00	16.15	5	19.03	31	20.48	19.02	-.96	+4.0
FstData n	N	FDC			9	26.62	14.73	6636	16.84	41895	18.17	16.71	-.88	+.8
▼FstDefiF s	Q	FDEF	.68	2.7	9	35.00	25.27	49	25.24	283	26.95	25.11	-1.22	-2.9
FFnclOH	Q	FFBC	.80	3.2	13	33.70	24.05	422	25.00	1876	26.61	24.88	-1.20	-5.1
FstFnBksh	Q	FFIN	.84	1.4	29	66.83	44.05	237	59.42	1361	62.08	59.37	-2.04	+31.9
FstFnIN	Q	THFF	1.02	2.4	14	53.05	40.75	14	42.80	105	44.69	42.32	-1.58	-5.6
FstFnNwst	Q	FFNW	.32	2.1	17	21.82	13.13	41	15.05	110	15.50	14.93	-.30	-3.0
▼FstFound s	Q	FFWM			15	20.43	13.79	117	13.37	982	14.48	13.36	-1.00	-27.9
FstGtyBc n	Q	FGBI	.64b	3.1		29.46	19.20	8	20.61	31	21.14	19.94	+.84	-17.6
FsHawaii n	Q	FHB	.96	4.1		32.36	22.91	644	23.34	3970	24.74	23.28	-1.21	-20.0
▼FstHorizon	N	FHN	.48	3.5	12	20.86	13.88	4419	13.56	25921	15.09	13.54	-1.44	-32.2
FstHrz pfA	N	FHNpA	1.55	6.2		25.64	24.56	13	24.88	45	24.94	24.67	+.10	-1.3
FstInRT	N	FR	.87	2.8	21	34.04	27.61	520	31.47	3657	32.27	31.24	-.41	
▼FIntntBcp	Q	INBK	.24	1.1	9	42.40	22.05	53	21.58	176	23.92	21.45	-1.62	-43.4
▼FIntBc26 n	Q	INBKL	1.50	6.3		26.52	23.72	0	24.00	11	25.00	23.72	-.91	-9.5
▼FstIntBc A	Q	FIBK	1.12	3.0	16	47.05	38.06	450	37.55	1268	40.08	37.44	-2.61	-6.2
FMajSilv g	N	AG				8.48	4.59	2050	5.15	10998	5.40	4.99	+.01	-23.6
▼FstMerch	Q	FRME	.88	2.4	14	50.44	37.39	305	36.26	801	39.48	36.20	-2.87	-13.8
FstMidIll	Q	FMBH	.72f	2.2	14	42.46	30.01	34	32.68	115	35.33	32.00	-2.05	-15.2
▼FMidBc	Q	FMBI	.48f	2.3	15	27.70	19.67	917	20.64	3189	22.03	19.04	-1.49	-14.0
FstNwBc n	Q	FNWB	.03p		42	17.65	13.56	24	15.17	127	15.48	14.85	+.13	-6.9
FstRepBk	N	FRC	.72	.8	18	106.75	84.48	880	88.96	5029	94.55	88.48	-5.51	+2.7
▼FstRep pfD	N	FRCpD	1.38	5.9		25.84	22.81	7	23.30	39	23.83	22.81	+.26	-8.7
FstRep pfF	N	FRCpF	1.43	5.8		26.56	23.50	5	24.44	54	25.15	23.88	+.13	-5.2
▼FtRepB pfH	N	FRCpH	1.28	6.0		25.97	21.48	39	21.40	171	22.24	21.35	-.37	-15.7
FtRpBk pfG	N	FRCpG				26.67	22.92	27	23.01	98	24.15	22.99	-.61	-11.0
▼FstSavFin	Q	FSFG	.60	1.2	12	80.01	50.95	3	51.87	13	57.10	50.50	-5.22	-9.0
FstSolar	Q	FSLR			27	81.72	36.51	1820	43.64	11670	45.81	41.12	+1.05	-35.4
1stSource	Q	SRCE	1.00	2.3	15	59.33	39.93	81	43.18	433	47.50	43.14	-2.74	-12.7
FTNDXTc	Q	QTEC	.58e	.8		83.42	67.34	120	70.61	984	73.22	69.55	+.43	-1.8
FtTr AbsRet	Q	FAAR	.84e			34.79	26.58	2	26.67	37	26.76	26.58	+.01	-9.1
▼FtTr 22 n	N	FIV				9.54	8.57	206	8.50	806	8.75	8.50	-.23	-6.9
▼FT RisDv n	Q	SDVY	.11e	.6		22.04	18.54		18.58	8	19.01	18.54	-.17	-11.5
FtTrGlob	N	FAM	.90	9.7		11.94	9.05	91	9.30	288	9.33	9.17	+.18	-19.7
FT MCGr	N	FNY	.15e	.4		47.20	37.50	38	37.79	223	39.54	37.70	-.90	-3.6
FT AsiaPc	Q	FPA	1.01e	3.6		38.10	26.70	1	28.20	11	28.61	27.63	+.13	-21.0
▼FT Europe	Q	FEP	.65e	2.1		42.49	31.12	160	31.47	987	32.27	31.12	-.37	-19.4
FT LatAm	Q	FLN	2.01e	11.0		23.23	17.33	1	18.29	24	18.55	17.93	-.13	-10.4
FT Brazil	Q	FBZ	1.62e	12.1		17.67	10.42	254	13.35	391	13.67	13.08	-.03	-14.0
FT China	Q	FCA	.68e	2.7		34.79	23.29	4	24.80	21	25.41	24.31	-.41	-16.5
FT Japan	Q	FJP	.77e	1.5		63.38	49.72	22	50.59	210	51.62	50.18	-.51	-15.6
FT SKorea	Q	FKO	.59e	2.5		32.08	21.65		23.17	40	23.17	22.62	+.10	-21.6
▼FT DevMkt	Q	FDT	.96e	1.9		67.22	49.97	217	50.55	1056	51.73	49.97	-.44	-19.0
FT EmMkt	Q	FEM	.64e	2.8		31.32	22.22	111	23.05	1451	23.42	22.68	-.06	-17.4
▼FT Germny	Q	FGM	1.04e	2.7		55.51	37.85	3	38.55	41	39.28	37.85	+.12	-24.7
▼FT MCVal	N	FNK	.40e	1.2		37.99	32.41	6	32.11	51	33.21	32.11	-.85	-11.5
▼FT Canada	Q	FCAN	.29e	1.4		27.35	20.98	4	20.85	12	21.47	20.85	-.65	-21.4
▼FT Austrla	N	FAUS	.80e	2.8		34.27	28.50		28.43	0	28.50	28.50	-.20	-16.4
▼FT UK	Q	FKU	1.57e	4.9		43.39	31.59	4	32.22	30	32.95	31.59	-.52	-19.2
▼FT Switzld	Q	FSZ	.78e	1.8		56.74	44.07	6	44.28	57	45.52	44.07	-.31	-16.0
FT HKong	Q	FHK	2.82e	8.0		46.25	32.03		35.47	7	35.47	34.09	+.21	-16.4
FT SCGr	N	FYC	.04e	.1		53.19	39.88	511	42.00	752	44.14	41.85	-.94	-1.2
FT EmMSC	Q	FEMS	1.65e	4.9		47.47	31.49	79	33.44	629	34.32	33.05	-.25	-22.8
▼FTDvMkSC	Q	FDTS	.97e	2.8		48.51	34.30	1	34.61	10	35.07	34.30	-.75	-22.0
▼FT SCVal	N	FYT	.26e	.8		40.30	32.92	4	32.55	37	33.98	32.55	-1.29	-11.7
▼FT EurzAlp	Q	FEUZ	.50e	1.4		48.43	34.29	156	34.80	355	35.50	34.29	-.21	-20.7
FT MegaCp	N	FMK	.44e	1.3		37.50	32.12	1	33.77	15	34.78	33.74	-.43	+.8
FstT BICK	Q	BICK	.34e	1.4		33.60	24.13	3	24.63	41	25.32	24.27	-.18	-18.4
▼FTEurSelDv	N	FDD	1.09e	9.0		14.79	11.97	174	12.13	1000	12.29	11.97	-.06	-11.7
▼FTDJMic	N	FDM	.49e	1.2		53.34	42.69	46	42.04	136	43.74	42.01	-1.41	-11.4
▼FT DynEq	N	FDEU	1.45	11.0		20.20	13.14	135	13.21	590	13.43	13.14	-.22	-29.4

Name	Exch. Market	Symbol	Div	Yield	PE	52-week High	52-week Low	Vol 1000s	Friday Last	Vol 1000s	Weekly High	Weekly Low	Chg	YTD % Chg
▼FtTrInOp n	Q	FCEF	.36	1.8		23.00	19.75	3	19.60	544	20.13	19.60	-.57	-11.0
FtTrMun n	Q	MCEF				19.04	16.96	3	17.25	10	17.51	17.23	-.15	-7.9
FtTEqCom	N	ERM				23.79	21.04	2	21.20	10	21.82	21.33	-.36	-5.2
FtT EqTact	N	TERM				23.97	19.41	17	21.23	68	21.81	21.15	-.41	-5.0
FtTrOpp n	Q	FIXD	1.52	3.1		51.10	48.29	94	49.01	364	49.22	48.99	-.14	-3.4
▼FTNsdGrid	Q	GRID	.19e	.5		53.73	40.26	2	40.46	14	41.56	40.26	-.08	-20.7
▼FTMltAInc	Q	MDIV	1.20e	6.8		19.45	17.47	208	17.57	946	17.75	17.47	-.14	-7.6
FT PfdSec	N	FPE	1.02e	5.6		20.12	18.07	1050	18.24	10064	18.30	18.12	+.09	-8.8
FTNsqTDv	Q	TDIV	.86e	2.5		38.86	33.35	70	34.61	398	35.60	34.04	+.19	-1.7
FTLwDOpp	Q	LMBS	1.41	2.8		51.87	50.78	188	51.03	2001	51.07	50.94		-1.2
▼FT BuyInc	Q	FTHI	.96	4.6		24.00	20.94	7	21.00	44	21.63	20.94	-.37	-9.9
▼FT StratInc	Q	FDIV	2.34	4.9		52.20	45.96	35	47.68	89	47.96	45.96	-.14	-6.7
▼FT HdgBuy	Q	FTLB	.66	3.1		23.65	21.01	2	21.05	33	21.84	21.01	-.31	-8.7
FTEnhSht	Q	FTSM	1.11	1.9		60.10	59.87	836	59.89	4265	59.90	59.87	+.02	-.2
▼FT RisDiv	Q	RDVY	.40e	1.5		32.00	27.25	276	27.25	1192	28.30	27.22	-.62	-8.8
FT SSICv	Q	FCVT	.48a	1.7		31.10	27.52	162	28.24	477	28.71	28.15	-.07	-1.4
FT DWF5	Q	FV	.18e	.7		31.80	25.45	252	26.33	1326	27.49	26.17	-.09	-4.5
FT HeitGl	N	PRME				21.67	17.96		19.45	0	19.40	19.40	-.17	-2.5
FT SPIntDv	Q	FID	.86e	5.4		19.83	15.86	2	16.07	18	16.46	15.99	-.16	-13.7
▼FT AmIndR	Q	AIRR	.08e	.4		28.70	22.55	43	22.53	258	23.46	22.45	-.50	-17.8
FT AI Rob n	Q	ROBT	.07p			32.86	26.72	10	26.84	42	27.84	26.79	-.37	-6.6
▼FT US Eq	Q	RNDV	.35e	1.7		23.04	20.35	1	20.43	4	20.75	20.35	-.16	-5.8
▼FT SmCap	Q	RNSC	.22e	1.1		23.70	19.90	3	19.80	12	20.48	19.80	-.72	-8.0
▼FT MdCap	Q	RNMC	.19e			23.12	19.79	7	19.62	26	20.36	19.62	-.55	-9.6
▼FT LgCap	Q	RNLC	.18e			23.27	20.44	6	20.40	28	21.02	20.40	-.51	-6.3
FT EM SI n	N	RNEM				59.26	45.46	1	48.10	4	48.62	46.77	-.34	-11.7
▼FT DevInt	Q	RNDM	.45e			55.12	45.47	2	46.26	48	46.86	45.47	-.17	-11.3
▼FTNsTrn ef	Q	FTXR	.33e	1.4		27.65	22.94		22.94	1	23.52	22.94	-1.19	-11.5
FTNsSem ef	Q	FTXL	.14e	.5		36.21	25.11	4	26.64	17	27.59	26.43	-.05	-12.0
FsTrNsRt ef	Q	FTXD	.82e	3.8		25.09	20.28	2	21.47	24	22.23	21.29	-.79	+.1
FTNasPh ef	Q	FTXH	.51e	2.5		23.94	19.88	2	20.30	7	21.08	20.30	-.64	-5.1
▼FTNsOil ef	Q	FTXN	.37e	2.1		26.12	18.14	10	17.95	200	18.97	17.95	-.98	-15.0
▼FTNaFood ef	Q	FTXG	.32e	1.7		21.28	19.06	0	19.38	3	19.57	19.06	-.15	-6.7
▼FTNsBk ef	Q	FTXO	.40e	1.7		32.44	23.59	176	23.30	1130	25.07	23.28	-1.68	-20.6
FTDorW n	Q	FVC	.17e	.7		29.78	23.68	83	24.50	826	25.58	24.30	-.11	-4.6
▼FT DWInt	Q	IFV	.32e	1.8		24.24	17.41	109	17.66	1757	18.15	17.41	-.08	-20.6
▼FT LgShEq	N	FTLS	.16e	.4		41.72	37.60	21	37.76	227	38.39	37.60	-.23	-3.9
FTEMCur	Q	FEMB	2.68e	7.3		45.95	35.44	10	36.59	42	36.79	36.45	-.13	-13.2
FT MunHI n	Q	FMHI	1.68	3.4		53.47	49.18	8	49.78	12	49.96	49.63	-.21	-1.4
▼FT RivAsia	Q	RFAP	1.14e	2.3		64.93	49.59	3	50.03	24	50.89	49.59	-.33	-17.4
▼FT RivDev	Q	RFDI	1.09e	2.1		68.99	52.01	113	52.67	473	53.81	52.01	-.39	-17.8
FT RvfrDyE	Q	RFEM	1.12e	2.0		79.04	54.05	10	56.58	58	57.81	55.78	-.43	-19.7
▼FT RivEur	Q	RFEU	.95e	1.8		70.58	52.54	7	53.36	59	54.41	52.54	-.26	-18.4
FT PfInc n	N	FPEI				20.25	17.96	19	18.38	700	18.52	18.19	+.01	-8.7
FT CA Mun	Q	FCAL	1.50	3.0		53.00	48.91	0	49.88	4	49.97	49.69	-.04	-3.3
FT VolIn n	N	HDMV				36.34	30.84	7	31.38	43	31.87	31.03	-.11	-8.6
FT VolD n	N	HUSV				24.32	21.53	15	23.28	156	23.74	23.15	-.20	+1.3
FTEgyInco	A	FEN	2.32	11.9		28.00	19.04	160	19.44	1021	20.19	19.22	-.55	-26.7
FTEnInfra	N	FIF	1.32a	9.4		18.90	14.00	115	14.11	533	14.54	14.09	-.41	-20.8
▼FtTrEnEq	N	FFA	.96	7.0		16.73	13.86	67	13.73	336	14.24	13.68	-.58	-15.2
FTCapStrn	Q	FTCS	.59e	1.2		55.99	48.51	214	49.94	2033	51.46	49.63	-.56	-2.1
FTArcaBio	N	FBT				159.85	120.98	84	130.29	664	136.38	129.43	-1.29	+4.6
FTDJInet	N	FDN				147.73	108.77	669	121.76	6140	127.00	120.04	+.69	+10.8
FTN100ExT	Q	QQXT	.14e	.3		53.48	46.59	4	47.54	41	49.31	47.32	-.55	-2.2
FsTrGrEn	Q	QCLN	.08e	.4		21.73	17.61	18	18.60	62	19.60	18.55	-.09	-8.4
▼FTrTUSAlp	Q	TUSA	.24e	.8		36.63	30.74	2	30.51	11	31.44	30.51	-.79	-7.8
▼FT RNG	N	FCG	.22e	1.3		24.67	16.86	360	16.39	1402	17.56	16.31	-1.12	-28.1
▼FstTrDrcy ef	Q	DWPP	.27e	1.0		30.85	27.15	18	27.14	28	27.89	27.14	-.70	-5.7
▼FT ConDis	N	FXD	.30e	.8		45.57	38.43	58	38.40	277	39.75	38.27	-.89	-8.8
▼FT ConStap	N	FXG	.75e	1.7		51.57	44.38	34	45.24	273	45.95	44.38	+.02	-7.0
▼FT Engy	N	FXN	.33e	2.6		18.22	12.80	521	12.57	3454	13.42	12.53	-.80	-18.8
▼FT Fincl	N	FXO	.65e	2.3		32.97	28.33	430	28.11	1928	29.11	28.05	-.90	-10.2
FT HlthCr	N	FXH				85.31	66.88	250	72.09	1059	75.78	71.89	-1.50	+3.3
FT IndPrd	N	FXR	.16e	.5		43.24	35.29	195	35.37	900	36.89	35.29	-1.02	-12.9
FT Matls	N	FXZ	.37e	1.1		46.43	34.40	50	34.53	228	35.86	34.43	-.88	-21.2
FT Tech	N	FXL	.13e	.2		64.83	49.89	224	54.39	1230	56.69	53.98	+.01	+6.0
FT Utils	N	FXU	.67e	2.3		29.08	23.46	179	28.69	1640	28.93	28.10	+.04	+10.3
FTCloudC	Q	SKYY	.13e	.3		57.07	44.10	219	49.96	1283	51.90	49.59	-.05	+8.9
▼FTDJGlDiv	N	FGD	1.42e	6.2		28.07	22.60	215	22.78	1444	23.26	22.60	-.34	-13.5
▼FTNdqAuto	Q	CARZ	.88e	2.7		45.00	31.77	27	32.67	66	33.16	31.77	+.12	-22.6
▼FT EurE n	Q	FPXE				19.49	16.99		16.99	0	16.99	16.99	-.13	-12.8
▼FT GlbAg rs	Q	FTAG	.38e	1.7		29.98	22.49	1	22.69	2	23.02	22.49	-.54	-19.4
▼FT GblNRs	Q	FTRI	.45e	4.0		13.25	11.16	0	11.33	39	11.53	11.16	-.08	-8.5
FT Cybersc	Q	CIBR	.03e	.1		28.92	22.24	135	24.60	790	25.72	24.45	+.01	+6.4
FTIntlIPO	Q	FPXI	.28e	.9		39.87	30.22	2	31.27	8	31.78	30.72	+.25	-11.6
FT GlbRE	N	FFR	.75e	1.7		46.68	41.42	1	44.52	24	45.23	44.52	-.68	-2.1
FT NAEngy	N	EMLP	.93e	4.0		25.03	21.43	742	23.13	9222	23.44	22.77	-.13	-5.8
▼FTSenLoan	Q	FTSL	1.83	3.9		48.38	46.44	479	46.56	2391	46.83	46.44	-.16	-3.1
▼FTTactHY	Q	HYLS	2.64	5.7		49.08	46.08	257	46.16	1075	46.42	46.08		-5.0
FT GlbCmd	Q	FTGC	.26e			21.88	18.38	105	18.65	786	18.94	18.65	-.30	-9.9
FT HiLgSh	N	FSD	1.20	8.8		16.88	13.57	143	13.64	756	13.91	13.61	-.04	-17.0
FT USIPO	N	FPX	.32e	.5		75.99	63.59	141	64.32	431	66.50	63.87	-.54	-5.7
FTChnd	N	FNI	.19e	.6		43.90	29.74	10	31.99	80	32.58	30.88	+.02	-19.2
FT Dow30 n	N	EDOW				23.96	19.75	5	22.29	961	22.86	22.10	-.09	+.7
▼FT EngCn	N	FLM	.58e	1.2		63.91	45.19	2	46.67	22	47.63	45.19	-.19	-21.6
FT Wtr	N	FIW	.21e	.5		51.71	44.56	24	45.57	114	47.01	45.16	-.30	-6.4
▼FT IntPfd	N	FPF	1.95	10.1		25.10	19.35	270	19.30	1646	20.07	19.26	-.53	-20.8
▼FT LCCore	N	FEX	.58e	1.1		63.26	54.26	71	54.54	589	56.31	54.26	-.86	-6.8
▼FT LCGr	N	FTC	.24e	.4		70.93	58.93	93	59.25	576	61.64	58.93	-.67	-3.2
▼FT LCVal	N	FTA	.82e	1.7		57.69	48.58	98	48.78	506	50.11	48.58	-1.05	-10.7
▼FT MLP&E	N	FEI	1.42	13.4		16.50	10.39	435	10.62	2403	10.85	10.39		-31.6
FT MgdMu	Q	FMB	1.35	2.6		53.67	51.51	108	52.50	498	52.52	52.27		-1.9
▼FT MCCore	N	FNX	.51e	.8		73.11	60.93	60	60.50	457	62.95	60.41	-1.77	-7.9
FTMstrDv	N	FDL	.79e	2.7		31.14	27.37	184	28.95	1354	29.44	28.54	-.16	-3.8
FTFutStrt	N	FMF				51.53	37.80	0	47.40	5	47.62	47.38	-.36	-.5
FstTrMtg	N	FMY	1.02	7.8		14.34	12.74	8	13.01	36	13.23	12.94	-.15	-8.6
FT MultCG	N	FAD	.20e	.3		77.78	62.52	5	63.66	104	66.25	63.53	-.89	-3.0
▼FT MultCV	N	FAB	.45e	.9		59.34	50.65	3	50.65	14	52.10	50.47	-1.33	-11.1
FTNDXEq	Q	QQEW	.27e	.5		64.33	55.25	30	56.78	252	58.96	56.33	-.23	-2.0
▼FT NsdABA	Q	QABA	.75e	1.7		58.63	45.47	160	44.78	431	47.17	44.73	-2.23	-14.6
FTSmartph	Q	FONE	.86e	1.9		55.89	42.56		45.02	138	45.02	43.74	+.77	-13.8
▼FT MLPEn	N	FPL	1.26	15.6		13.49	7.92	233	8.07	1360	8.19	7.92		-32.0
FT REIT	N	FRI	.39e	1.7		24.38	20.20	16	23.48	251	24.00	23.34	-.48	+.9
FT SCCore	N	FYX	.38e	.7		70.45	56.67	161	56.89	402	59.48	56.71	-1.60	-7.0
FTSpecFin	N	FGB	.70	12.0		6.65	5.65	53	5.83	228	6.21	5.81	-.34	-5.1
FTStrHi2	N	FHY	1.32	11.1		12.89	11.83		11.90					-7.0
▼FTrVL100	N	FVL	.05e	.3		25.04	19.57	0	19.60	12	20.10	19.57	-.08	-16.2
FTrVLDv	N	FVD	.57e	1.9		32.20	28.89	787	30.54	5387	31.12	30.32	-.31	-1.0
FT EmOp	N	FEO	1.40	11.2		17.42	11.90	21	12.52	115	12.64	12.13	-.16	-23.3
▼FstUSBcsh	**Q**	**FUSB**	**.08**	**1.0**	**24**	**14.30**	**7.70**	**2**	**8.05**	**31**	**8.97**	**7.70**	**-.94**	**-37.1**
▼FstUtdCp	Q	FUNC	.36	2.2	8	24.32	16.60	9	16.52	38	18.00	16.52	-1.21	-5.1
First LI s	Q	FLIC	.60	3.0	6	30.70	19.10	49	19.99	268	20.63	19.25	+.32	-29.9
▼FTrSenFlt	N	FCT	.72	6.3		13.42	11.62	447	11.52	1315	11.80	11.48	-.22	-10.3
▲FirstEngy	N	FE	1.52f	3.9	8	39.88	29.34	11759	39.12	43409	39.88	38.69	-.11	+27.8
FsthdTech	Q	SVVC	.03e			17.74	8.47	25	11.80	58	12.83	11.80	-.69	+31.7
FstSvc n	Q	FSV	.54	.8	38	90.21	62.90	38	70.55	125	74.99	69.87	-4.27	+.9
Fiserv s	Q	FISV			36	82.79	62.76	1837	76.28	9265	78.76	74.19	+1.54	+16.3
Fitbit n	N	FIT				7.79	4.23	4818	4.90	30105	5.14	4.70	-.08	-14.2
FiveBelow	Q	FIVE			95	136.13	60.00	1110	100.04	6483	104.80	96.20	+4.46	+50.8
500.com	N	WBAI			35	23.22	5.22	15	7.88	181	10.25	7.84	-.20	-22.1
FvPntHld n	N	FPH				15.04	6.97	75	7.93	600	8.44	7.88	-.20	-43.8
▼FivePrime	**Q**	**FPRX**				**24.82**	**9.77**	**1053**	**9.64**	**3896**	**12.53**	**9.40**	**-2.55**	**-56.0**
FiveStar h	**Q**	**FVE**				**1.65**	**.31**	**336**	**.32**	**1601**	**.41**	**.31**	**-.04**	**-78.5**
Five9	Q	FIVN				49.50	22.55	369	42.05	2746	44.67	39.69	+1.83	+69.0
▼FlagstarB	N	FBC			20	40.06	27.68	483	27.42	1816	30.12	27.39	-2.73	-26.7
▼F&C DynPf	N	DFP	1.92	9.4		28.36	20.52	126	20.44	620	21.04	20.37	-.57	-23.4
▼FlrtyPfdInc	N	PFD	1.08	9.2		15.94	11.85	73	11.78	211	12.25	11.69	-.27	-21.4
▼FlrtyPfdOp	N	PFO	.88	8.5		12.09	10.60	46	10.34	152	11.00	10.19	-.61	-12.5
▼FlrtyPfdSc	N	FFC	1.63	9.9		20.98	16.33	402	16.50	1576	16.69	16.33		-19.4
FlrtyTotR	N	FLC	1.63	9.5		22.00	16.88	73	17.14	257	17.48	17.14	-.12	-20.7
Flanign	A	BDL	.25f	1.0	14	29.00	20.60	0	25.50	3	26.50	25.45	-.25	+8.1
▼Fleetcor	N	FLT			22	230.24	177.75	594	176.91	3161	188.87	175.19	-10.02	-8.1
Flex Ltd	Q	FLEX			8	19.71	6.74	5844	7.73	30522	8.52	7.72	-.68	-57.0
FlexPhm n	Q	FLKS				8.98	.38	341	.40	2321	.45	.39	-.01	-88.5
▼FlexUSTilt	N	TILT	1.74e	1.7		121.42	104.96	31	104.48	123	108.06	104.42	-1.95	-6.6
FlxEmgTilt	N	TLTE	1.26e	2.6		65.59	46.04	26	48.57	317	49.37	47.49	+.18	-18.7
▼FlxUpstNR	N	GUNR	.67e	2.2		35.54	29.76	813	30.11	5380	30.81	29.76	-.29	-9.6
Flx3yrTips	N	TDTT	.39e	1.6		24.42	23.71	460	23.76	2697	23.86	23.72	-.09	-2.4
Flx5yrTips	N	TDTF	.54e	2.3		25.46	23.80	358	23.96	2210	24.15	23.93	-.18	-4.0
FlxCoreSl n	N	BNDC				25.15	23.61	57	23.96	119	24.09	23.80	+.05	-4.4
▼FlxGlbImp	Q	ESGG				101.95	88.75	5	88.75	9	90.33	88.75	-.38	-6.6
FlxUS Imp	Q	ESG				69.69	60.71	2	62.15	7	63.54	61.57	-.79	-2.3
FlexEMTilt	N	TLEH				33.14	25.68		26.65	2	26.86	26.00	+.07	-13.6
▼FlxDMTilt	N	TLDH				30.34	24.95	1	25.39	49	25.83	24.95	+.01	-13.0
FlxRAstAlo	Q	ASET				29.37	26.04	1	26.66	20	27.09	26.66	-.17	-7.3
▼FlxUSQLgC	Q	QLC				36.38	31.60	11	31.55	43	32.62	31.50	-.57	-5.4
FlxUSLgCp	Q	LKOR	.41e			55.13	47.12	2	48.57	4	48.57	47.97	+.63	-11.3
FlxUSCpBd	Q	SKOR	1.24	2.5		51.22	48.38	62	48.71	103	48.74	48.51	+.22	-4.3
FlxDisDur	Q	MBSD	.62e	2.7		23.76	22.62	11	22.91	40	22.97	22.85	+.02	-2.8
FlxGlbQRE	N	GQRE	1.33e	2.3		64.31	57.19	6	58.80	68	59.71	58.43	-.63	-6.3
FlxGblInfr	N	NFRA	.95e	2.1		49.99	43.86	25	45.48	277	46.23	44.89	-.28	-6.7
▼FlxDevTilt	N	TLTD	1.88e	3.3		73.71	56.40	455	56.97	1177	57.95	56.40	-.59	-17.7
▼FlxIntDvDf	N	IQDE	1.15e	5.5		27.04	20.59	56	20.83	404	21.22	20.59	-.12	-18.3
▼FlxIntDvDy	N	IQDY	1.02e	4.5		30.65	22.28	2	22.53	100	22.99	22.28	-.12	-21.2
▼FlxIntlDiv	N	IQDF	1.01e	4.7		28.63	21.43	675	21.58	2091	22.05	21.43	-.21	-19.4
FlxQDvDef	N	QDEF	1.19e	2.8		47.58	41.50	11	43.05	86	44.34	43.00	-.79	-2.4
▼FlxQDvDyn	N	QDYN	1.22e	3.0		47.20	40.51		40.95	4	41.05	40.51	-.33	-7.4
▼FlxQualDv	N	QDF	1.22e	2.9		48.14	42.05	90	42.15	674	43.45	42.03	-.77	-6.4
FlxRdyAcc	N	RAVI	1.23	1.6		77.67	67.87	22	75.26	247	75.27	75.18	+.03	-.3
▼FlexSh h	Q	FPAY				4.80	.66	417	.73	1031	.76	.66		-80.9
FlexSolu	A	FSI				2.10	1.33	2	1.41	25	1.50	1.40	-.09	-22.5
▼FlexionTh	**Q**	**FLXN**				**29.10**	**13.36**	**528**	**13.35**	**2859**	**14.99**	**13.24**	**-1.61**	**-46.7**
Flexstl	Q	FLXS	.88	3.8		49.98	22.64	16	23.34	167	25.05	22.94	-1.00	-50.1
Flor&Dec n	**N**	**FND**			**28**	**58.28**	**24.01**	**1303**	**26.76**	**6070**	**30.83**	**26.52**	**-3.51**	**-45.0**
▼Flotek	**N**	**FTK**				**6.77**	**1.19**	**1713**	**1.15**	**5909**	**1.39**	**1.15**	**-.19**	**-75.3**
FlowrsFds	N	FLO	.72	3.7	20	22.82	18.12	1035	19.04	5543	19.72	18.86	-.15	-1.4
Flowserve	N	FLS	.76	1.8		56.86	38.79	2537	41.77	8929	46.17	41.03	-3.63	-.9
Fluent Inc	Q	FLNT				6.95	1.95	229	3.78	1523	4.11	3.64	-.18	-14.1
Fluidigm	Q	FLDM				8.69	4.65	377	7.78	4640	8.24	7.07	-.07	+32.1
▼Fluor	N	FLR	.84	2.6	24	62.09	33.47	1641	32.90	14080	36.58	32.71	-3.63	-36.3
FlushFn	Q	FFIC	.80	3.7	13	29.55	20.34	61	21.41	288	22.71	21.32	-.36	-22.1
FlyLeasing	N	FLY	1.00	8.3	12	15.32	11.54	102	12.11	514	12.61	12.07	-.13	-6.2
Foamix	Q	FOMX				7.60	3.60	645	3.98	3115	4.19	3.76	-.11	-33.8
FocFin A n	Q	FOCS				49.52	26.88	237	28.65	1075	29.09	27.00	+1.20	-23.7
FEMSA	N	FMX	.74e	.9		101.12	80.86	270	83.65	2366	85.28	80.86	+1.15	-10.9
▼Fonar	Q	FONR			8	30.10	20.60	10	21.13	89	21.51	20.60	-.05	-13.2
FootLockr	N	FL	1.38	2.8	27	59.40	38.17	2720	49.26	11566	53.98	49.01	-3.79	+5.1
FordM	N	F	.60a	7.0	4	13.48	8.17	35339	8.52	211190	8.85	8.38	-.30	-31.8
ForeScTc n	Q	FSCT				40.96	22.80	298	26.29	2025	28.35	25.57	+.49	-17.6
▼ForshtAut n	Q	FRSX				7.30	2.00	9	2.13	116	2.17	2.00	+.01	-47.2
▼Forestar	N	FOR			9	26.39	13.76	131	13.49	392	15.12	13.40	-1.08	-38.7
FormFac	Q	FORM			47	17.15	11.10	678	14.47	3390	15.67	14.41	-.48	-7.5
FormulaSy	Q	FORTY	.68e	1.8		45.65	32.55		38.50	5	38.50	37.70	+.20	-5.1
ForrestR	Q	FORR	.80	1.9	55	50.00	36.19	31	42.50	173	44.67	42.15	-1.96	-3.8
ForsightEn	N	FELP	.13			4.62	3.28	61	3.44	325	3.80	3.41	-.29	-21.3
▼Forterra n	**Q**	**FRTA**			**7**	**12.30**	**4.19**	**398**	**4.17**	**2593**	**5.29**	**4.04**	**-.57**	**-62.4**
Fortinet	Q	FTNT				94.37	41.46	2234	72.91	9829	76.35	72.04	+1.30	+66.9
Fortis n	N	FTS	1.80	5.2		37.13	30.88	538	34.90	2054	35.51	34.70	-.06	-4.8
▼Fortive n	N	FTV	.28	.4		88.34	69.03	1532	68.86	7949	72.30	68.56	-1.08	-4.8
FortressBio	Q	FBIO				5.54	.83	143	1.05	896	1.15	1.01	-.09	-73.7
FortB pfA	Q	FBIOP	2.34	15.1		24.80	11.90	3	15.50	26	18.52	15.16	-1.58	-31.9
▼FortTrInf n	N	FTAI	1.32	8.8		20.13	14.28	178	14.99	1161	15.45	14.28	-.26	-24.8
FortunaSlv	N	FSM			14	6.08	3.16	495	3.31	3513	3.39	3.20		-36.6
▼FBHmSec	N	FBHS	.88f	2.2	14	73.62	40.89	2569	40.42	9808	43.64	40.33	-2.17	-40.9
▲FortySev n	**Q**	**FTSV**				**23.13**	**12.02**	**176**	**22.93**	**824**	**23.83**	**17.53**	**+4.52**	**+52.4**
▼ForumEn	**N**	**FET**			**9**	**17.95**	**4.75**	**1383**	**4.68**	**8152**	**5.67**	**4.56**	**-1.01**	**-69.9**
ForMrlI un	Q	FMCIU				10.18	9.95		10.11	3	10.13	10.08	-.01	+1.6
ForwrdA	Q	FWRD	.72f	1.3	23	72.81	51.00	78	56.34	628	59.76	55.76	-3.31	-1.9
Forward	Q	FORD			24	4.45	1.20	26	1.41	879	1.44	1.34	-.01	+14.6
▼ForwdPh	**Q**	**FWP**	**23.12e**			**5.75**	**.89**	**39**	**.88**	**139**	**1.10**	**.88**	**-.22**	**-76.1**
Fossil Grp	Q	FOSL				32.17	6.26	1194	15.88	7412	17.78	15.61	-1.70	+104.4
Foster	Q	FSTR	.16	.9		30.30	16.19	23	17.33	162	18.46	17.26	-.90	-36.2
▼FoundBld n	N	FBM				16.40	7.81	225	7.98	789	8.67	7.79	-.66	-46.0
FourCorP s	N	FCPT	1.15f	4.2	22	28.54	21.28	306	27.39	2058	28.35	27.30	-.85	+6.6
FourSeEd n	N	FEDU	3.32	92.7	4	10.15	3.18		3.58	31	3.89	3.57	-.16	-60.2
FoxFactory	Q	FOXF			39	76.77	33.20	328	61.48	1726	67.97	60.91	-.22	+58.2
▼Francesca	**Q**	**FRAN**				**8.48**	**1.23**	**4741**	**1.04**	**10902**	**1.91**	**1.02**	**-.85**	**-85.8**
FrancoN g	N	FNV	.96	1.3	67	80.79	58.26	570	71.98	2731	73.44	70.57	-.23	-10.0
FrankCov	N	FC				31.20	18.00	9	22.44	75	23.97	22.30	-.90	+8.1
FrankElec	Q	FELE	.48	1.2	23	51.45	38.45	156	40.86	839	43.04	40.40	+.05	-11.0
▼FrankFn n	N	FSB	.40p		12	41.50	28.11	63	27.30	369	29.57	27.24	-1.90	-19.9
FrankLibInt	N	FLQH				26.03	23.40	1	23.87	3	24.25	23.81	+.10	-5.8
FrankLibEm	N	FLQE				35.59	27.75	15	28.78	179	29.16	28.28	+.18	-12.9
FrankLibGl	N	FLQD				30.47	26.43		27.02	3	27.13	26.50	+.06	-7.1

Continued on **next page**

NYSE, NYSE American and Nasdaq Exchanges

Continued from **previous page**

Name	Exch. Market	Symbol	Div	Yield	PE	52-week High	52-week Low	Vol 1000s	Friday Last	Vol 1000s	Weekly High	Weekly Low	Chg	YTD % Chg
▼FrankLbGIE	N	FLQG				32.51	28.64	3	28.72	8	29.26	28.64	-.17	-6.0
FrnL LoV n	N	FLLV				33.45	29.47	1	30.92	5	31.65	30.69	-.28	+2.1
FrnkLInvGr	N	FLCO				24.87	22.86	1	23.16	3	23.20	23.02	+.13	-6.5
▼FrnL IntO n	N	FLIO				31.52	24.57	0	24.86	5	25.34	24.57	-.04	-15.5
FrkL US Eq	N	FLQL				31.59	27.66	13	28.89	87	29.66	28.86	-.30	-.1
FrankL Mun	N	FLMB				25.15	23.76		24.28	3	24.37	24.31	-.07	-3.2
FrkL US Sm	N	FLQS				30.76	25.18	0	26.13	5	26.84	26.52	-.84	-.2
FrkL USMid	N	FLQM				30.41	27.10	1	27.39	34	28.08	27.37	-.38	-2.2
FrankRes	N	BEN	1.04f	3.3	10	45.96	28.12	4219	31.37	24405	32.64	31.13	-.87	-27.6
▼FrkStPrp	A	FSP	.36f	5.1	9	11.00	6.93	1245	7.00	3276	7.61	6.90	-.56	-34.8
FrkLtdDur	A	FTF	.74	8.0		12.05	9.15	210	9.25	928	9.39	9.20	-.09	-21.8
FrkUnv	N	FT	.47	7.2		7.33	6.43	45	6.60	226	6.64	6.52	+.08	-7.9
FranksIntl	N	FI	.30	5.3		9.75	4.93	780	5.70	6083	6.36	5.67	-.71	-14.3
FredsInc	Q	FRED	.24	12.8		4.31	1.30	407	1.88	3357	2.73	1.81	-.80	-53.6
▼FrptMcM	N	FCX	.20	1.9	7	20.25	10.45	26649	10.57	96819	11.37	10.39	-.35	-44.3
▼FrghtCar lf	Q	RAIL	.36	4.7	9	20.14	7.75	88	7.59	529	8.54	7.56	-.86	-55.6
▲FreqElec	Q	FEIM				12.00	7.30	29	11.19	81	12.00	10.30	+.19	+19.5
▼FresenMd	N	FMS	.51e	1.5		57.94	34.52	1025	33.99	4542	35.83	33.83	-1.68	-35.3
FDelMnt	N	FDP	.60	1.8	14	52.43	29.06	129	32.50	1030	34.01	31.38	+.31	-31.8
Freshpet	Q	FRPT				40.58	15.67	366	34.20	1191	35.38	31.19	+2.48	+80.5
FriedmInd	A	FRD	.24	3.1		11.47	5.15	4	7.82	46	8.22	7.50	-.10	+37.7
frntdoor	Q	FTDR			39	49.92	20.66	744	22.79	2873	23.37	21.62	+.30	-51.0
▼Frontr rs	Q	FTR	2.40	90.9		11.64	2.64	3057	2.64	21739	3.21	2.63	-.56	-60.9
Frontlne rs	N	FRO	.60e			8.33	3.79	926	6.72	2793	6.88	6.33	-.19	+46.4
FuelTech	Q	FTEK				1.83	.92	50	1.25	126	1.36	1.21	-.03	+11.4
▼FuelCell rs	Q	FCEL				2.17	.56	965	.56	6742	.64	.56	-.07	-67.1
FulgentG n	Q	FLGT				5.56	3.02	3	3.38	61	3.55	3.26	-.14	-22.8
FulingGbl n	Q	FORK				5.20	2.35	1	3.57	7	3.69	3.50	+.09	-9.7
FullHseR	Q	FLL				4.10	1.99	42	2.17	209	2.32	2.04	+.03	-44.2
▼FullerHB	N	FUL	.62f	1.5	17	59.58	40.65	236	40.47	1791	43.65	40.34	-1.21	-24.9
FultonFncl	Q	FULT	.48a	3.1	17	19.55	15.05	1867	15.38	6565	16.63	15.35	-.92	-14.1
Funko n	Q	FNKO			50	31.12	5.81	362	13.38	1756	15.20	13.15	-.99	+101.2
▼FutFintch lf	Q	FTFT				8.00	.76	48	.83	251	.99	.76	-.14	-80.0
FutureFuel	N	FF	.24a	1.5	19	18.97	11.32	145	15.64	922	16.49	15.42	+.02	+11.0
FuweiF rs	Q	FFHL				4.93	1.70	2	2.11	31	2.28	2.02	+.02	-28.3

- G -

Name	Exch. Market	Symbol	Div	Yield	PE	52-week High	52-week Low	Vol 1000s	Friday Last	Vol 1000s	Weekly High	Weekly Low	Chg	YTD % Chg
:GWilliFood	Q	WILC			22	7.36	6.37	2	6.91	27	7.10	6.90	-.03	-3.9
G1Thera n	Q	GTHX				69.57	18.04	351	30.51	1795	35.00	29.99	-1.94	+53.8
▼GAMCO s	N	GBL	.08	.4		30.44	18.86	18	18.47	86	21.00	18.27	-1.47	-37.7
GATX	N	GATX	1.76f	2.4	15	91.12	58.98	202	73.68	941	78.91	73.21	-3.15	+18.5
GATX 66	N	GMTA				26.75	22.09	29	22.50	105	22.97	22.14	-.47	-14.4
GCI Lb A n	Q	GLIBA				55.47	41.33	543	45.50	2697	47.99	44.55	-.39	-16.9
GCI Lb pfA	Q	GLIBP	.88e			27.99	18.40	3	24.03	23	24.50	24.01	-.18	+5.6
GCP ApT n	N	GCP			51	34.79	23.85	522	24.31	2456	25.96	24.11	-1.29	-23.8
GDL Fund	N	GDL	.64	7.2		9.99	8.54	28	8.95	124	9.20	8.93	-.09	-8.0
GDS Hld n	Q	GDS	.46p			46.18	18.59	670	24.82	2989	28.25	24.54	-2.92	+10.2
GMAC CpT	N	ALLYpA	2.03	8.0		26.87	25.12	195	25.34	1249	25.43	25.22	-.04	-2.4
▼GMS Inc n	N	GMS			11	39.19	14.86	1579	15.78	5972	17.50	14.86	-1.73	-58.1
GNC	N	GNC	.80	30.8	2	5.71	2.52	1062	2.60	6641	2.79	2.53	-.06	-29.5
▼GP Strat	N	GPX			22	26.80	12.50	45	12.25	295	13.73	12.19	-.87	-47.2
▼GSE Sy	Q	GVP			11	3.85	2.10	19	2.56	50	2.58	2.10	+.01	-21.2
GSI Tech	Q	GSIT				8.94	5.35	11	5.37	114	5.95	5.37	-.14	-32.5
GSV Cap	Q	GSVC			4	9.39	5.17	32	6.33	246	6.57	6.24	-.06	+16.1
▼GTT Comm	N	GTT				62.32	28.29	451	28.72	2019	32.99	27.82	-2.24	-38.8
GTY TchHl	Q	GTYH				10.30	9.85	0	10.10	24	10.10	10.00	+.03	+1.7
GTY Tc un	Q	GTYHU				11.00	10.20		10.24	6	10.25	10.24		-.7
▼G-III s	Q	GIII			14	51.20	28.83	717	28.68	4752	33.47	28.51	-4.17	-22.3
▼GTx Inc rs	Q	GTXI				25.60	1.16	252	1.19	1171	1.31	1.16	-.09	-90.6
GW Pharm	Q	GWPH				179.65	105.12	325	119.53	1341	127.33	118.50	-5.31	-9.5
GWG Hldgs	Q	GWGH	4.30e			13.10	4.80	5	6.46	22	6.56	5.52	+.41	-22.4
▼GabCvInc	N	GCV	.48	10.5		6.95	4.62	56	4.59	286	4.75	4.56	-.06	-22.2
GabCv pfB	N	GCVpB	1.50	5.8		26.97	25.49	1	25.69	1	25.69	25.65	-.36	-3.0
▼GabDvInc	N	GDV	1.32	6.9		24.97	19.37	350	19.10	1516	20.07	19.01	-.87	-18.4
▼GabDiv pfA	N	GDVpA	1.47	5.7		26.70	25.14	3	25.70	54	25.73	25.14	-.21	-1.7
▼GabDiv pfD	N	GDVpD	1.50	5.9		26.95	25.25	0	25.52	49	25.74	25.25	-.17	-3.1
GabDiv pfG	N	GDVpG	1.31	5.4		25.66	23.63	1	24.26	31	24.35	24.17	-.04	-4.3
▼GabelliET	N	GAB	.60	10.9		6.65	5.51	1881	5.49	5650	5.74	5.48	-.26	-11.3
GabIIE pfD	N	GABpD	1.47	5.7		26.52	25.23	0	25.72	8	25.87	25.60	+.08	-1.5
▼GabIIE pfG	N	GABpG	1.25	5.4		25.04	22.80	6	23.17	11	23.41	22.80	+.16	-6.2
Gabeli pfJ	N	GABpJ				26.28	24.20	2	25.06	12	25.73	25.04	-.23	-1.9
GabEq pfH	N	GABpH	1.25	5.3		25.25	22.50	3	23.39	11	23.50	23.09	+.01	-6.9
▼GabGSmM	N	GGZ				13.21	10.54	34	10.59	127	10.77	10.49	-.07	-16.9
GabGSm pfA	N	GGZpA	1.36	5.6		27.63	24.05	3	24.43	8	24.51	24.40	+.03	-4.2
▼GabGUtil	A	GLU	1.20	7.1		21.96	17.30	39	17.01	130	17.65	17.01	-.69	-20.1
GabGUtil pf	A	GLUpA	3.00	6.1		55.40	43.26		49.43	0	49.43	48.26	-.22	-1.6
▼GabGoAn n	A	GGO				24.74	14.38		14.85	2	14.90	14.38	-.45	-17.7
GabGo pfA	A	GGOpA				45.00	41.65		42.00	1	42.12	42.00	-.35	-2.3
GabHlthW	N	GRX	.52	5.2		11.15	9.12	54	10.05	223	10.33	10.02	-.15	-2.6
GabHlt pfA	N	GRXpA	1.44	5.6		26.19	25.00	2	25.70	8	25.76	25.40	-.04	-.4
GabHlt pfB	N	GRXpB	1.47	5.7		26.99	25.20	0	25.89	2	25.89	25.69	+.03	-1.7
GabMultT	N	GGT	.88e	10.9		10.09	7.63	104	8.06	367	8.45	8.03	-.20	-12.4
GabMT pfB	N	GGTpB	1.50	5.8		26.62	25.26		25.67	4	26.03	25.66	-.07	-2.3
GabMul pfE	N	GGTpE				25.30	22.68	1	23.00	8	23.30	22.85	-.28	-8.4
GabMedM n	Q	MOGLC				100.04	99.96	0	100.04	1	100.04	100.04		
GabUtil	N	GUT	.60	9.6		7.20	5.68	114	6.24	855	6.49	6.12	-.21	-12.1
▲GabUt pfA	N	GUTpA	1.41	5.5		25.99	24.82		25.70	3	25.99	25.30	+.00	+.4
GabUtil pfC	N	GUTpC				26.03	24.12	5	25.10	26	25.14	24.40	+.12	-1.4
Gafisa rs	N	GFA				12.99	5.12	40	8.27	202	8.50	7.81	+.12	-34.5
▼Gaiam A	Q	GAIA				22.75	10.87	173	11.00	541	12.04	10.75	-.56	-11.3
Gain Cap	N	GCAP	.24	3.3	12	13.26	6.08	160	7.31	1163	7.58	7.12	+.07	-26.9
Galapag n	Q	GLPG				122.28	84.13	107	104.12	639	111.19	100.29	+3.97	+11.0
GalectinTh	Q	GALT				9.49	1.88	140	4.99	877	5.30	4.85	+.02	+49.4
Gallaghr	N	AJG	1.64	2.2	28	79.03	62.04	955	74.18	5963	76.05	73.39	-.34	+17.2
GalmedPh	Q	GLMD			13	27.06	3.61	66	8.31	976	9.74	7.83	-.19	-9.2
▼GamGldNR	A	GGN	.84	21.7		5.50	3.90	953	3.87	3884	4.02	3.86	-.16	-25.7
GamGld pfB	A	GGNpB	1.25	5.7		25.05	21.43	2	21.97	16	22.27	21.73	+.17	-11.5
▼GamNRG&I	N	GNT	.84	16.6		6.92	5.13	135	5.06	437	5.23	5.05	-.14	-24.6
GamNR pfA	N	GNTpA	1.30	5.8		26.27	22.17	4	22.50	42	22.60	22.31	+.10	-10.0
GameStop	N	GME	1.52	11.9		20.31	12.14	1663	12.76	11292	13.53	12.67	-.54	-28.9
Gamida n	Q	GMDA				15.41	7.99	11	10.50	116	11.88	10.05	-1.25	+24.4
Gam&Lsr n	Q	GLPI	2.72f	7.8	19	37.29	32.51	2021	34.86	9986	35.15	33.94	+.82	-5.8
GamngPtrs	Q	GPIC	.12e			13.44	7.69	1	12.92	59	13.00	12.83	-.08	+14.9
Gannett n	N	GCI	.64	6.5		12.23	9.04	1458	9.86	5180	10.43	9.77	-.24	-14.9
Gap	N	GPS	.97	3.6	11	35.68	24.25	5497	26.61	26852	27.98	26.27	-.38	-21.3
▼GardDnv n	N	GDI				38.00	21.03	1356	21.22	8749	22.61	20.92	-1.08	-37.5
Garmin	Q	GRMN	2.12	3.3	20	70.77	57.01	648	65.14	4071	66.74	63.45	+.99	+9.4
GarrtMot n	N	GTX				18.65	11.01	935	12.06	6192	12.46	11.07	+.43	-34.4
▼GarrisnCap	Q	GARS	1.12	16.2	8	8.95	7.00	37	6.90	373	7.20	6.88	-.33	-14.9
Gartner	N	IT			42	161.21	111.57	688	139.13	2680	146.37	138.44	-4.77	+13.0
GasLogPt	N	GLOP	2.09f	9.4	10	25.99	21.65	180	22.25	726	22.66	21.68	-.23	-10.1
▼GasLPt pfA	N	GLOPpA				26.80	22.57	42	22.35	149	24.12	22.14	-1.80	-14.4
▼GasLg pf B	N	GLOBpB				23.51	21.43	57	21.44	128	22.86	21.10	-1.47	-8.1
▼GasLog pfC	N	GLOPpC	2.13	10.0		24.70	21.84	53	21.22	201	23.60	21.00	-2.28	-12.9
GasLog	N	GLOG	.60f	3.1	28	23.14	15.75	344	19.06	1396	20.69	18.96	-.76	-14.3
▼GasLog pfA	N	GLOGpA	2.19	8.7		28.20	24.76	9	25.22	71	25.52	24.76	-.63	-5.2
GatesInd n	N	GTES			19	20.29	13.31	575	13.97	2230	14.40	13.82	+.01	-22.7
▼GazitGlobe	N	GZT	.37e	4.8	5	11.00	7.60	8	7.72	43	8.10	7.36	-.09	-26.7
▼GeeGroup	A	JOB				3.26	1.51	21	1.37	56	1.94	1.32	-.35	-50.7
Gemphire n	Q	GEMP				11.43	.83	81	.90	479	1.12	.87	-.22	-88.7
▼GencoSh rs	N	GNK				20.07	7.83	153	8.02	946	8.43	7.83	-.07	-39.8
Gencor s	Q	GENC			29	17.45	10.65	14	11.28	71	11.62	10.69	+.47	-31.8
Generac	N	GNRC			16	60.70	42.96	298	52.12	1733	54.14	51.29	-.40	+5.3
▼GAInv	N	GAM	1.15e	1.1		37.33	30.43	46	29.90	407	31.12	29.88	-.96	-13.1
GAInv pfB	N	GAMpB	1.49	5.8		26.82	25.51	3	25.75	27	25.87	25.55	-.01	-3.2
GenDynam	N	GD	3.72	2.2	18	230.00	164.76	1898	168.97	13401	177.68	168.54	+1.59	-16.9
▼GenElec	N	GE	.04m	.6		19.39	6.66	128492	7.10	687761	7.50	6.66	+.09	-59.4
GenFin	Q	GFN				16.15	6.20	52	9.81	360	11.90	9.68	-1.79	+44.3
▼GenFin pfC	Q	GFNCP	8.90	9.0		105.85	97.05	0	98.57	6	100.50	97.05	-1.93	-1.8
GenFin 21	Q	GFNSL	2.03	8.1		26.24	23.20	21	24.98	32	25.28	24.89	-.14	-1.1
▼GenMills	N	GIS	1.96	5.2	8	60.69	38.07	6712	37.38	36565	39.45	37.22	-1.10	-37.0
GenMoly	A	GMO				.46	.16	256	.18	987	.18	.17	+.01	-46.2
GenMotors	N	GM	1.52	4.3		45.52	30.56	8401	35.10	59227	36.18	33.46	+.41	-14.4
Gensco	N	GCO			12	51.85	29.50	465	42.93	1915	44.90	41.39	-1.02	+32.1
GenesWyo	N	GWR			25	92.91	67.61	545	75.10	3845	81.82	74.95	-3.35	-4.6
GenesisEn	N	GEL	2.88f	13.4		25.87	18.42	1819	21.42	5552	22.23	21.06	-.88	-4.2
GenesisHlt	N	GEN	.24	15.4		2.86	.67	215	1.56	1231	1.74	1.52	-.04	+104.5
▼GeneticT rs	Q	GENE				2.05	.85	170	.76	379	1.03	.69	-.29	-34.5
GenieEn n	N	GNE	.30	4.1		8.83	3.82	161	7.37	971	8.07	7.22	-.23	+69.0
GenieE pfA	N	GNEpA	.64	8.4		7.86	6.85	8	7.60	36	7.79	7.58	-.14	+3.5
GeniusBr n	Q	GNUS				3.44	1.89	3	2.40	95	2.60	2.31	-.10	-11.8
GenMark	Q	GNMK				8.81	3.98	356	4.58	1759	5.11	4.49	-.45	+9.8
GenoceaB	Q	GNCA				1.39	.49	160	.55	1220	.64	.55	-.03	-52.5
Genomic	Q	GHDX			98	92.18	26.54	339	69.34	1891	75.37	68.32	-3.56	+102.7
Genpact	N	G	.30		18	34.79	26.46	681	27.40	2745	28.78	27.33	-1.02	-13.7
Genprex n	Q	GNPX				19.45	1.09	45	1.17	91	1.29	1.15	-.05	-75.1
Gentex	Q	GNTX	.44	2.2	12	25.41	17.80	1490	20.34	8087	21.37	20.28	-.67	-2.9
Gentherm	Q	THRM			46	50.30	30.18	277	41.26	1469	43.29	39.96	+.20	+30.0
GenuPrt	N	GPC	2.88	2.9	21	107.75	85.80	571	98.90	4127	100.80	97.40	-.64	+4.1
Genworth	N	GNW			3	4.93	2.66	3385	4.45	17251	4.50	4.22	+.12	+43.1
GeoGrp s	N	GEO	1.88	8.4	13	28.06	19.05	481	22.48	2803	23.42	22.33	-.55	-4.7
GeoPark	N	GPRK				21.88	8.50	340	13.65	975	15.26	13.48	-1.25	+37.7
▼GaPw 77 n	N	GPJA				26.14	20.65	41	21.05	250	21.39	20.65	+.09	-17.8
GeospcT hs	Q	GEOS				15.93	9.18	46	13.92	257	15.50	13.65	-.77	+7.3
Gerdau	N	GGB	.02e	.5		5.32	3.37	12084	3.83	63917	4.07	3.80	-.17	+3.0
GerABcp s	Q	GABC	.60	2.1	16	38.46	28.42	27	28.95	354	30.37	28.51	-.53	-18.1
▼GerNew	N	GF	1.23e	.5		21.49	15.01	11	14.79	129	15.26	14.68	-.41	-23.9
▼GeronCp	Q	GERN				6.99	1.35	2801	1.36	21625	1.54	1.35	-.13	-24.4
▲GettyRlty	N	GTY	1.40f	4.4	17	31.83	22.68	240	31.96	807	32.13	31.00	+.66	+17.7
Gevo rs	Q	GEVO				24.74	2.43	73	2.53	375	2.76	2.49	-.17	-78.6
Gibraltar	Q	ROCK			17	49.10	29.50	136	33.93	890	35.73	33.77	-.83	+2.8
GigCapit n	N	GIG				10.22	9.60		10.08	3	10.10	9.95	+.02	+4.6
GigaMda rs	Q	GIGM				4.37	2.36	3	2.59	58	2.70	2.58	-.09	-14.8
GilatSatell	Q	GILT			67	10.74	6.89	5	9.44	40	9.67	9.30	+.27	+22.0
Gildan s	N	GIL	.45	1.4	19	34.40	25.33	497	32.41	2134	32.83	31.82	+.02	+.3
GileadSci	Q	GILD	2.28	3.5	7	89.54	64.27	8254	65.57	41474	69.87	65.38	-2.01	-8.5
GlacierBc	Q	GBCI	1.04	2.5	22	47.67	35.77	453	42.32	2053	44.54	42.19	-1.94	+7.4
GladstnCap	Q	GLAD	.84	10.0	9	9.92	7.80	161	8.37	672	8.61	8.26	-.13	-9.1
Gladst24 pf	Q	GLADN	1.50	6.0		26.12	24.60	2	25.01	11	25.09	24.90	+.01	-3.3
GladstnCm	Q	GOOD	1.50	8.0		22.20	16.78	117	18.84	574	19.30	18.68	-.42	-10.5
GladCm pfA	Q	GOODP	1.94	7.5		27.25	25.25	1	25.77	6	26.14	25.74	-.17	-2.5
Gladstn pfB	Q	GOODO	1.88	6.9		28.99	25.34	4	27.16	12	27.16	26.09	+.85	+4.2
▼GladCm pfD	Q	GOODM	1.75	7.1		26.25	24.55	1	24.62	14	24.80	24.55	-.13	-4.9
GladstInv	Q	GAIN	.82a	8.2	24	12.26	9.00	145	9.93	549	10.02	9.81	+.01	-11.0
▲GldsInv pf D	Q	GAINM	1.56	6.2		28.09	24.86	8	25.05	140	28.09	25.00	-.18	-2.2
▼GladstIn pfE	Q	GAINL	1.59	6.4		25.63	24.90	16	24.86	38	25.04	24.82	-.11	-1.1
GladstLnd	Q	LAND	.53	4.2	33	13.95	11.36	132	12.58	1614	13.85	12.31	-.83	-6.3
GladLnd pfA	Q	LANDP	1.59	6.2		27.95	25.21	2	25.50	9	25.70	25.48	-.09	-1.4
▼Glatfelter	N	GLT	.52	4.7	8	23.85	10.84	258	10.95	1557	11.97	10.84	-.88	-48.6
Glaukos n	N	GKOS				70.91	23.08	354	64.59	2097	67.73	62.52	+.22	+151.8
GlaxoSKln	N	GSK	2.89e	7.7		42.36	34.83	4221	37.61	17223	38.16	37.16	+.31	+6.0
▼GlenBurnie	Q	GLBZ	.40	3.8	14	13.55	10.40	1	10.45	11	11.47	10.35	-.62	-5.5
GblBldT n	Q	GBT				68.05	30.15	965	42.24	4870	44.10	41.27	-.42	+7.3
▼GblBrCopp	N	BRSS	.36f	1.3	14	39.05	27.46	77	27.67	631	29.33	27.46	-1.05	-16.4
GblEagEnt	Q	ENT				3.22	.87	96	2.35	625	2.55	2.32	-.11	+2.6
GlbIndem	Q	GBLI	1.00	2.9	16	44.99	31.78	4	34.73	36	36.52	32.22	+1.20	-17.3
▼GlbIndm 45	Q	GBLIZ	1.94	7.8		26.01	24.90	1	24.93	12	25.20	24.85	-.16	-3.6
GlbIndem 47	Q	GBLIL	1.97	7.8		26.17	25.25	2	25.35	28	25.50	25.26	-.11	-2.0
GlbMed n	N	GMRE	.20p			10.05	6.34	205	9.08	2165	9.95	8.89	-.43	+10.7
GlMed pfA	N	GMREpA	1.88	7.6		25.87	23.50	0	24.80	6	24.88	24.13	-.08	-2.1
GlobNetL n	N	GNL	.94	4.9	31	22.53	15.55	406	19.38	2899	20.14	19.32	-.45	-5.8
▼GlNetL pfA	N	GNLpA	1.81	7.5		26.22	23.80	9	24.22	34	24.75	23.80	-.40	-5.6
GlobPtrs	N	GLP	1.90	11.5		21.05	15.17	107	16.46	421	17.22	16.23	-.61	-1.4
▼GlobPtr pfA	N	GLPpA	2.44	10.0		25.80	24.46	24	24.39	61	24.94	24.25	-.36	
GlobPay s	N	GPN	.04		34	129.25	98.82	828	101.60	4540	106.54	101.12	-2.23	+1.4
GlSlfStor n	Q	SELF	.26	6.5		4.77	3.77	51	3.99	116	4.05	3.85	+.10	-13.4
▼GlbShipLs	N	GSL	.40	62.3		1.53	.68	140	.64	853	.78	.63	-.11	-44.7
GlbShip pfB	N	GSLpB	2.19	9.7		25.36	15.60	3	22.68	50	23.15	21.50	+.95	-5.2
GlWatRs n	Q	GWRS	.29f	2.8		11.61	8.40	25	10.24	139	10.49	9.75	+.12	+9.6
GlbXNordic	N	GXF	.83e	4.0		24.52	20.00	2	20.77	13	20.97	20.18	+.36	-8.5
GbXSpDvE	N	SDEM	.63e			17.90	12.61	13	12.96	70	13.12	12.68	+.06	-20.4
GbXSpdvRE	Q	SRET	1.24	8.5		15.99	13.72	69	14.63	448	14.81	14.55	-.15	-5.9
▼GbXUSRota	N	SCTO	.12p			28.03	24.62	0	24.31	1	24.91	24.36	-.50	-7.6
GblXEffic	N	EFFE	.16p			27.69	25.29		25.63	1	25.79	25.64	+.03	-3.8
▼GblXPortgl	N	PGAL	.36e	3.4		13.33	10.57	4	10.64	47	10.84	10.57	-.19	-10.5
▼GblXColum	N	GXG	.41e	4.9		11.51	8.41	225	8.44	364	8.81	8.40	-.32	-15.8
GblXEmFtr	N	EMFM	.40e	2.0		26.16	19.69	1	20.30	9	20.64	20.15	-.21	-15.3
GbXMLP&E	N	MLPX	.60	5.1		14.60	11.36	1097	11.80	3214	12.06	11.49	-.09	-13.2
GblXChMat	N	CHIM	.24e	1.5		24.12	15.31	0	16.26	1	16.27	15.76	+.38	-22.1
GblXArg	N	ARGT	.09e	.4		38.46	23.64	54	24.60	228	25.83	24.60	-.70	-30.3
GblXSDvUS	N	DIV	1.93	8.1		25.98	23.43	58	23.91	386	24.25	23.80	-.21	-6.6
GXSupInPf	N	SPFF	.99	8.9		12.46	11.08	103	11.12	395	11.20	11.11	-.03	-8.6
GblXGuru	N	GURU	.28e	1.0		33.04	28.53	6	29.00	21	29.85	28.96	-.58	-2.4
GbXGreece	N	GREK	.13e	1.7		11.56	7.00	93	7.49	953	7.70	7.45	-.16	-27.1
GblXChCon	N	CHIQ	.12e	.9		19.98	12.75	119	13.97	240	14.27	13.51	+.16	-25.2
GblXSocM	Q	SOCL				39.03	26.67	32	29.27	134	30.02	28.35	+.51	-11.2
GblX MLP	N	MLPA	.90e	10.6		10.88	8.14	1219	8.47	7913	8.63	8.20	+.02	-14.1
▼GblXFertil	N	SOIL	.25e	2.7		11.01	9.27	35	9.21	50	9.39	9.18	-.26	-12.6
GblXChiEn	N	CHIE	.41e	3.4		13.77	10.98	4	12.16	8	12.32	11.94	-.18	+7.1
▼GblXSupDv	N	SDIV	1.42e	7.5		22.60	18.26	221	18.29	1791	18.64	18.26	-.36	-16.0
GlbXChiFn	N	CHIX	.34e	2.1		21.04	15.00	10	16.03	33	16.11	15.54	+.20	-10.9
GbXSEAsia	N	ASEA	.42e	2.7		18.44	14.66	12	15.82	40	15.98	15.38	-.07	-7.0
GblXPakist	N	PAK				13.77	8.68	12	8.96	58	9.12	8.81	+.09	-27.6
GblXChiInd	N	CHII	.35e	2.5		16.45	12.33	1	14.06	2	14.25	13.94	-.03	-8.0
▼GblXNorway	N	NORW	.83e	6.6		15.47	12.51	40	12.53	281	12.94	12.51	-.35	-4.6
GblXScUS n	N	SCIU				33.54	29.32	14	29.75	23	30.55	29.69	-.54	-3.8
▼GblXScEu n	N	SCID				29.75	23.42	1	23.53	6	23.93	23.42	-.16	-15.1
GblXScAs n	N	SCIX				27.08	22.81	1	23.40	2	23.44	23.33	-.77	-9.6
▼GbX Ecm n	Q	EBIZ				16.13	14.94		15.44	3	15.56	14.94	+.06	-1.1
▼GblXScJp n	N	SCIJ				33.72	27.08	1	27.30	2	27.71	27.08	-.38	-13.9
▲▼GbX ChUt n	N	CHIU				14.95	14.95		14.86	0	14.95	14.95		
▲▼GbX ChRE n	N	CHIR				15.03	15.01		14.97	0	15.03	15.01		
▲▼GbX ChIn n	N	CHIK				15.32	15.23		15.24	2	15.32	15.23		+.3
▲▼GbX ChHl n	N	CHIH				15.00	15.00		14.87	0	15.00	15.00		
▲▼GbX ChCn n	N	CHIS				15.05	15.05		14.98	0	15.05	15.05		
▲▼GbX ChLC n	N	CHIL				25.27	25.27		24.97	0	25.27	25.27		
▼GbX Auto n	Q	DRIV				15.78	12.26	1	12.53	73	12.85	12.26	+.01	-18.0
GbX US pf n	N	PFFD				26.22	22.46	119	22.71	546	22.95	22.53	-.01	-8.7
GbXNigeria	N	NGE	.31e	1.9		27.10	16.60	6	16.62	21	17.15	16.62	-.58	-23.4
▼GbX US Inf	N	PAVE				17.80	14.13	80	14.01	421	14.66	13.99	-.52	-16.5
GblFound n	N	BOSS				22.52	16.87	1	17.54	3	18.15	17.64	-.36	+1.3
▼GblX SupDv	Q	EFAS				19.06	15.21	3	15.43	10	15.66	15.21	-.06	-14.8
GblXYldco	Q	YLCO	.51	4.4		12.70	11.20	19	11.63	32	11.79	11.47	-.02	-7.6
▼GblX Rob n	Q	BOTZ				27.42	17.75	1564	17.66	6278	18.43	17.63	-.56	-25.5
GlbXCon ef	Q	KRMA				21.53	18.43	11	19.29	23	19.90	19.28	-.30	-.7
GblXMilTh	Q	MILN				23.96	18.84	12	20.65	56	21.38	20.53	-.24	+7.2
GbX Longv	Q	LNGR				22.79	18.69	1	19.68	15	20.31	19.68	-.32	+1.2
▼GlX Intrn n	Q	SNSR				21.41	16.69	22	16.75	124	17.42	16.69	-.27	-15.6
GbX HlthW	Q	BFIT				19.91	16.29		17.92	29	18.38	17.92	-.41	+7.5
▼GblXSupdiv	Q	ALTY	1.25	8.9		16.00	14.06	5	14.08	21	14.39	14.05	-.16	-8.0
GlX Fintc n	Q	FINX				29.32	21.50	138	22.85	656	23.88	22.72	-.13	+4.1
GlbXCop rs	N	COPX	.43e	2.2		29.34	18.12	10	19.12	58	19.72	18.69	-.18	-30.1
GlbXSilv rs	N	SIL				34.10	22.36	62	24.60	290	24.74	23.64	+.72	-24.6
GlbXLith rs	N	LIT				41.21	28.83	171	29.54	972	30.50	29.44	-.51	-23.8
GbX Gold rs	N	GOEX				24.36	17.51	6	18.48	19	18.84	18.11	-.38	-20.7
GbXUran rs	N	URA				16.36	11.53	131	12.37	1297	12.60	12.01	+.15	-17.8
GlXCatholc	Q	CATH				36.54	31.28	1	32.38	121	33.34	32.20	-.46	-1.6
GlblScape	A	GSB	.06	1.3	25	4.75	3.20	166	4.48	245	4.60	4.32	-.12	+26.2
▼Globalstar	A	GSAT				1.36	.30	7592	.30	25905	.36	.29	-.06	-77.1
GlobantSA	N	GLOB			57	66.41	39.25	172	55.23	957	58.45	53.01	+1.48	+18.9
GlobusMed	N	GMED			35	57.83	38.01	648	44.57	2643	46.65	44.13	-1.22	+8.4
Glowpoint	A	GLOW				.47	.12	59	.15	283	.16	.15	+.00	-57.8
GluMobile	Q	GLUU				8.42	3.02	1513	7.87	13295	8.28	7.09	+.79	+116.2
▼GlycoMim	Q	GLYC				26.05	10.06	166	10.33	1087	10.92	10.01	-.22	-38.5
GoDaddy n	N	GDDY			83	84.97	47.61	1098	62.60	5540	66.20	61.71	-1.12	+24.5
▼Gogo	Q	GOGO				11.75	3.45	1864	3.71	9749	4.12	3.45	+.04	-67.1
GolLinhs s	N	GOL				14.48	4.43	1710	11.73	6637	12.13	9.36	+1.49	+33.9
GolLNGLtd	Q	GLNG	.50f	2.1		35.54	23.40	891	23.85	5151	25.84	23.77	-.89	-20.0
▼GolLNGPt	Q	GMLP	1.62m	13.7		23.46	11.44	278	11.79	1995	12.03	11.44	-.19	-48.3
▼GolrLNG pf	Q	GMLPP	2.19	9.2		26.70	23.78	42	23.69	126	24.86	23.01	-.96	-9.0
GoldFLtd	N	GFI	.02e	.6		4.54	2.20	3104	3.22	19345	3.29	3.00	+.05	-25.1
GoldResrc	A	GORO	.02	.5	99	7.33	3.61	398	3.96	2122	4.02	3.83	+.08	-10.0
GoldStdV g	A	GSV				2.01	1.09	292	1.24	1205	1.29	1.17	-.02	-29.1
Goldcrp g	N	GG	.24	2.6	13	15.55	8.42	9851	9.14	45422	9.92	9.09	-.27	-28.4
▼GoldBull n	Q	DNJR				9.46	4.00	2	4.08	7	5.00	4.00	-1.47	-14.0
GoldenEnt	Q	GDEN			29	34.45	13.25	201	16.92	1105	18.46	16.39	-.60	-48.2
GoldenMin	A	AUMN				.48	.19	135	.24	590	.26	.24	-.00	-43.8
GoldenOc rs	Q	GOGL	.60f	8.6	19	10.05	6.24	71	7.00	618	7.32	6.62	+.02	-14.1
GoldSt grs	A	GSS			5	4.60	2.43	190	2.98	960	3.09	2.93	-.08	
▼GldFld	A	GV			6	5.35	2.25	113	2.11	1332	2.48	2.07	-.19	-56.9
GoldS pfJ	N	GSpJ	1.38	5.6		27.56	23.70	125	24.53	1496	24.76	24.06	+.25	-7.5
GS BDC n	N	GSBD	1.80	9.3	11	22.75	18.78	150	19.38	811	20.51	19.32	-.89	-12.6
▼GS ActbtInt	N	GSIE				32.48	25.77	296	26.17	2280	27.06	25.77	-.15	-12.8
GS ActEM	N	GEM				39.44	28.65	134	30.40	835	31.12	29.77	-.01	-15.1
▼GS ActEur	N	GSEU	.60e			33.94	26.54	12	26.92	44	27.46	26.54	-.08	-15.1
GS AcInf n	N	GTIP				49.66	49.05		49.33	4	49.62	49.51	-.04	-.3
▼GS ActJpn	N	GSIY				36.02	30.36	3	30.60	10	31.19	30.36	-.17	-9.0
GS US LgC	N	GSEW				47.17	41.01	11	41.27	104	42.53	41.15	-.59	-5.1
GS HYBd n	N	GHYB				50.05	46.75	0	47.01	5	47.26	46.78	+.26	-5.1
GS CpBd n	N	GIGB				50.30	46.78	6	47.22	185	47.31	46.94	+.23	-6.0
GS ActLgC	N	GSLC				59.45	51.00	583	52.38	3388	54.11	52.04	-.62	-1.8
GS 0-1Yr n	N	GBIL				105.09	99.91	307	100.10	1202	100.14	100.06	+.01	+.1
GS Indus n	N	GVIP				58.95	50.41	11	51.50	57	53.27	50.94	-.53	-2.8
▼GS SCap n	N	GSSC				49.66	40.68	18	40.61	63	42.22	40.48	-.98	-6.2
GSCI37	N	GSC				34.91	17.55		22.11	6	23.46	19.00	-.56	-7.8
▼GoldmanS	N	GS	3.20f	1.9	14	275.31	174.68	5061	172.77	22119	184.43	172.37	-6.90	-32.2
GoldS pfK	N	GSpK	1.59	6.3		29.23	25.09	150	25.43	585	25.58	25.20	+.08	-11.0
GoldS pfN	N	GSpN				28.34	25.00	168	25.15	542	25.48	25.12	-.25	-9.7
GoldS pfB	N	GSpB	1.55	5.9		27.40	25.20	14	26.48	34	26.48	25.89	+.62	+2.3
▼GoldS pfC	N	GSpC	1.02	5.5		25.27	18.23	43	18.47	203	19.42	18.23	-.76	-18.8
▼GoldS pfA	N	GSpA	.96	5.3		23.97	18.10	84	18.14	692	18.85	18.00	-.31	-19.6
▼GoldS pfD	N	GSpD	1.02	5.7		23.52	18.08	378	18.00	1906	18.68	17.94	-.37	-20.3
GS MLPEn	N	GER	.64	12.5		7.29	4.98	421	5.12	2534	5.22	5.01	-.10	-16.7
▼GS MLPInc	N	GMZ	1.38	18.1		10.33	7.46	228	7.63	1486	7.77	7.46	-.06	-14.7
▼GolubCap	Q	GBDC	1.28a	7.4	12	19.89	17.35	187	17.31	1395	18.53	17.29	-.67	-4.9
GoodTimes	Q	GTIM				5.25	2.25	158	2.80	244	4.02	2.75	-1.21	+5.7
GoodrPet n	A	GDP				15.75	9.50	34	13.26	139	14.20	12.75	-.72	+21.5
Goodyear	Q	GT	.64	3.1	7	36.07	19.25	3697	20.78	13782	22.29	20.72	-1.34	-35.7
GoosehIn n	Q	GSHD				38.18	10.78	208	27.39	955	28.00	26.00	+.90	+73.9
GoPro	Q	GPRO				8.27	4.42	2824	4.70	13239	5.10	4.65	-.27	-37.9
▲GordPoin n	Q	GRAQ				10.03	9.70		9.99	541	10.03	9.95	+.01	+3.0
GordPoi un	Q	GPAQU				10.50	9.97		10.37	7	10.46	10.35	-.11	+3.7
▼Gores III un	Q	GRSHU				10.65	9.94	0	10.01	23	10.15	9.94	-.13	-1.4
GormanR	N	GRC	.54f	1.6	22	38.26	26.53	47	33.06	420	35.90	31.88	+1.39	+5.9
▼GovPrpIT	Q	GOV	1.72	22.4	13	18.92	8.04	2419	7.67	10724	8.68	7.65	-.90	-58.6
GovPrpIT46	Q	GOVNI	1.47	6.3		26.30	20.87	34	23.41	126	23.84	22.21	+1.26	-9.4
vjGrace	N	GRA	.96	1.6	18	75.59	58.48	819	61.22	3447	63.20	59.96	+.01	-12.7
Graco s	N	GGG	.64f	1.5	13	49.69	37.36	886	41.75	4466	43.29	40.97	-.27	-7.7
GrahamCp	N	GHM	.40	1.8	16	28.98	19.42	13	22.67	95	24.28	22.04	-.63	+8.3
GrahamH s	N	GHC	5.32	.8	25	678.36	537.40	24	655.10	115	674.82	641.25	+7.27	+17.3
Graingr	N	GWW	5.44	1.9	20	372.06	221.28	456	284.41	2803	294.13	280.35	-5.02	+20.4
GranTrra g	A	GTE				3.96	2.20	1097	2.37	6232	2.54	2.36	-.18	-12.2
GranaMon	N	GRAM	.25e	8.1		4.10	2.25	26	3.07	3629	3.28	2.86	-.05	+7.7
GrCanyEd	Q	LOPE			23	130.10	85.14	366	106.43	1776	115.56	106.12	-7.70	+18.9
GraniteC	N	GVA	.52	1.3	27	68.58	39.51	464	40.40	2332	44.47	40.10	-5.09	-36.3
GranitPnt n	N	GPMT	1.60f	8.5	27	19.33	16.15	252	18.72	1360	18.88	18.37	+.11	+5.5
GraniteRE	N	GRP/U	2.30			44.24	36.24	2	40.47	7	40.97	39.99	-.78	+3.6
Gran Gld n	N	BAR				136.05	117.15	14	123.52	73	124.35	123.19	-1.06	-5.2
GranCom n	N	COMB				27.39	24.35	8	24.42	64	25.01	24.41	-.69	-6.7
GranSP n	N	COMG				32.29	25.38	1	25.63	6	26.05	25.64	-.75	-7.5
▼GrphTInt n	N	EAF	.93e	2.0		24.36	11.80	1317	11.78	7504	13.00	11.67	-.90	-24.0
GraphPkg	N	GPK	.30	2.7	11	16.74	10.04	3532	11.07	18822	11.55	10.84	-.25	-28.3
Gravity s	Q	GRVY			34	54.49	15.44	24	39.50	92	39.99	34.16	+3.70	-16.4
GrayTelev	N	GTN			13	20.24	10.70	743	16.93	3895	18.07	16.84	-.35	+1.1
GrayTvA	N	GTN/A			24	18.21	9.50	0	15.52	2	16.95	15.36	+.10	+8.1
GrtAjax n	N	AJX	1.20	9.1	8	14.43	12.27	48	13.17	292	13.40	13.08	-.08	-4.7
▼GrtAjx24 n	N	AJXA				25.96	24.05	2	24.56	140	24.65	24.05	+.06	-3.2
GrElCp hn	Q	GECC	1.00	12.5		10.45	7.76	20	8.00	135	8.24	7.79	-.19	-18.7
▼GrElm22 n	Q	GECCL	1.63	6.5		26.97	24.65	2	24.93	36	25.11	24.65	+.03	-2.1
GrElm25 n	Q	GECCM	1.69	6.9		25.58	24.10	1	24.65	10	25.10	24.65	-.08	+.7
GrElm hn	Q	GEC				4.25	2.88	8	3.45	57	3.69	3.36	-.20	-14.8
▲GrLkDrge	Q	GLDD				7.94	4.15	324	7.31	3003	7.94	6.87	+.26	+35.4
GtPanSilv g	A	GPL				1.45	.54	375	.58	2000	.60	.56	-.00	-55.4
GrtSoBc	Q	GSBC	1.28f	2.6	14	61.65	48.10	23	49.27	117	52.09	48.87	-2.59	-4.6
GrtWstBcp	N	GWB	1.00	3.0	13	46.03	31.54	468	33.24	1913	35.05	33.22	-1.31	-16.5
GreenBncp	Q	GNBC	.40	2.2	13	25.15	16.80	63	18.00	532	19.28	17.93	-.84	-11.3
▼GreenBrick	Q	GRBK			10	12.50	7.75	66	7.88	386	8.40	7.75	-.11	-30.3
GreenDot	N	GDOT			38	93.00	54.08	487	81.00	2501	83.80	76.51	+2.00	+34.4
▼GreenPlns	Q	GPRE	.48	3.3		21.90	14.79	724	14.38	3210	16.15	14.27	-1.30	-14.7
GrnP LP n	Q	GPP	1.90	13.4	8	19.10	13.30	57	14.23	204	14.70	14.16	-.16	-23.9
Greensky n	Q	GSKY			30	27.02	8.55	1503	8.66	7490	9.62	8.56	-.34	-62.9
GreenTrH n	N	GHG				25.10	9.50	40	14.27	360	15.39	14.00	-.48	+10.2
▼GreenbCos	N	GBX	1.00f	2.5	9	64.87	40.87	281	40.52	1995	43.90	40.26	-2.77	-24.0
GrCB NY s	Q	GCBC	.40	1.2	21	38.00	28.85	1	32.51	10	32.99	32.00	+.48	-.3
Greenhill	N	GHL	.20	.8		33.45	16.25	279	24.17	1596	26.03	24.10	-.80	+23.9
▼GreenlAc rt	Q	GLACR				.69	.25		.45	6	.50	.25	+.10	+25.3
GreenlAc un	Q	GLACU				11.17	10.08		10.24	0	10.24	10.24	+.02	+1.2
▼Greenlight	Q	GLRE				21.45	9.40	161	9.37	1061	10.24	9.34	-.79	-53.4
Greenpro n	Q	GRNQ				22.70	2.20	1	3.01	12	3.80	2.95	-.24	-86.3
Greif A	N	GEF	1.76f	4.0	13	64.35	43.04	193	44.21	858	45.43	43.13	-.33	-27.0
▼Greif B	N	GEF/B	2.57e	5.6	10	71.95	44.76	17	46.25	93	47.05	44.45	-.26	-33.3
GrdsmHld n	Q	GSUM				13.99	3.61	6	3.96	59	4.18	3.81	-.19	-56.7
▼Griffin	Q	GRIF	.45f	1.4		46.50	31.00	1	31.06	54	34.47	31.00	-3.25	-15.4
Griffon	N	GFF	.29f	2.7	11	23.55	10.15	181	10.58	1022	11.11	10.25	-.61	-48.0
GrifolsSA s	Q	GRFS	.46e	2.4		25.18	17.47	401	18.88	5068	19.53	18.70	-.38	-17.6
▼GrinrdSh n	Q	GRIN				20.50	5.32	2	5.87	115	6.20	5.32	-.23	-65.5
GritstOnc n	Q	GRTS				32.90	11.22	223	22.18	805	29.67	22.00	-7.28	+55.8
▼Group1	N	GPI	1.00	2.0	7	83.97	49.92	218	50.63	1270	52.61	49.74	-1.85	-28.7
Groupon	Q	GRPN				5.88	2.80	5444	3.14	52225	3.33	3.03	+.04	-38.4
GrubHub	N	GRUB				149.35	66.07	1621	79.20	9217	83.80	76.27	+2.40	+10.3
GAeroPac	N	PAC	4.68e	6.6		111.60	64.45	70	70.86	333	73.03	69.37	-.90	-31.0
GpAeroCN	Q	OMAB	1.71e	5.1	12	58.10	33.39	105	33.82	407	35.64	33.62	-1.89	-18.5
GpoASur	N	ASR	3.31e			212.70	127.95	69	144.99	358	153.61	136.97	+4.96	-20.6
▼GpoAvalAc	N	AVAL	.40	6.4		9.51	6.24	417	6.24	1436	6.61	6.22	-.31	-26.6
GrpoFin	Q	GGAL	.36e	1.3		73.45	18.30	707	27.53	3454	29.11	26.53	-.21	-58.2
GpoSimec	A	SIM				10.90	8.07	4	9.07	21	9.75	8.85	-.38	-3.0
GpSuprvi n	N	SUPV				33.85	4.91	342	8.66	2412	9.20	8.51	-.29	-70.5
GpTelevisa	N	TV				21.41	12.81	871	13.42	6703	13.78	12.88	-.20	-28.1
GuangRy	N	GSH	.63e	3.3		37.43	17.72	32	18.95	89	19.54	18.87	-.07	-43.3
▼GuarntyBc	Q	GBNK	.65	3.0	13	35.20	22.06	157	21.41	710	23.58	21.31	-2.08	-22.6
GuarBcs n	Q	GNTY	.68f	2.3	18	37.36	28.34	13	29.48	59	30.38	29.30	-.15	-3.8
GuarFBc	Q	GFED	.48	2.3	30	27.39	20.41	1	21.32	8	22.50	20.90	+.19	-4.5
GuardntH n	Q	GH				49.55	27.04	778	39.81	2467	46.41	38.02	-5.20	+23.6
Guess	N	GES	.90	4.4		26.95	14.17	815	20.46	4586	22.55	19.63	-1.38	+21.2
GuggBAB	N	GBAB	1.66	7.7		23.07	19.91	85	21.57	693	22.30	21.01	+.10	-5.1
GugCrdAllo	N	GGM	2.18	11.2		23.10	18.74	37	19.46	173	20.02	19.35	-.15	-11.3
GugIndls	N	RGI	.84e	.7		127.94	113.43		118.81					-1.5
GugEngy	N	RYE	.79e	1.5		63.47	50.53		53.97					-7.4
GugCnsDis	N	RCD	1.12e	1.1		108.68	94.90		97.66					-2.4
▼GugEnhEq	N	GPM	.96	12.8		9.42	7.63	252	7.48	1172	8.07	7.46	-.22	-16.0
GugWater	N	CGW	.48e	1.4		36.40	32.25		33.82					-4.8
GugIntMult	N	HGI	.59e	3.5		18.58	16.62		16.88					-3.2
GugCpBd25	N	BSCP				20.76	19.83		19.96					-3.6
GugBlt21CB	N	BSCL	.56	2.7		21.22	20.70		20.78					-1.7
GugRJ SB1	N	RYJ	.59e	1.3		47.07	41.07		46.91					+7.8
▼GugStrOp	N	GOF	2.19	11.7		22.39	18.70	257	18.68	732	19.77	18.53	-.83	-13.4
Guidewire	N	GWRE				107.79	72.04	658	82.80	3388	87.58	82.03	-2.21	+11.5
GulfIsland	Q	GIFI	.04	.5		13.95	6.90	19	7.77	226	9.00	7.33	+.17	-42.1
GulfRes	Q	GURE			2	1.66	.75	87	.83	219	.83	.77	+.03	-43.5
GulfportE	Q	GPOR			3	13.74	8.07	4896	8.58	59949	10.09	8.51	-.74	-32.8
Gyrodyne n	Q	GYRO	2.50e			21.16	17.86		18.00	2	18.09	18.00	-.50	-10.4

- H -

Name	Exch. Market	Symbol	Div	Yield	PE	52-week High	52-week Low	Vol 1000s	Friday Last	Vol 1000s	Weekly High	Weekly Low	Chg	YTD % Chg
:▼H&E Eqp	Q	HEES	1.10	5.5	6	44.24	18.12	423	19.87	3710	20.41	18.12	+.25	-51.1
HCA Hldg	N	HCA	.35p		19	147.42	84.62	2450	126.73	10418	137.62	125.54	-9.13	+44.3
HCI Grp	N	HCI	1.50	2.8		59.32	28.76	131	52.68	471	54.54	50.94	-.74	+76.2
HCP Inc	N	HCP	1.48	5.1	16	30.27	21.48	4032	28.95	23274	30.22	28.66	-.92	+11.0
HD Supply	Q	HDS			23	46.29	34.49	2873	36.57	15074	39.57	36.29	-1.32	-8.6
HDFC Bk	N	HDB	.37e	.4		112.10	85.43	766	100.44	5851	101.02	94.06	-.02	-1.2
HECO pfU	N	HEpU	1.62	6.3		27.20	25.05	6	25.89	7	26.56	25.57	-.67	-2.2
HF Foods n	Q	HFFG				15.70	9.80	4	12.12	43	12.63	11.70	-.41	+22.9
HFF Inc	N	HF	1.80e		16	51.74	32.99	135	36.51	807	38.23	35.82	-.29	-24.9
HL Acq un	Q	HCCHU				10.43	10.05	0	10.41	0	10.41	10.41	+.01	+3.4
HMG	A	HMG				16.33	10.63		14.60	1	14.60	14.00		+16.9
HMN Fn	Q	HMNF			19	21.90	18.05	1	19.66	14	20.11	19.52	-.20	+2.9
HMS Hldgs	Q	HMSY			80	38.15	14.88	783	31.91	3126	35.69	31.74	-1.95	+88.3
HNI Corp	N	HNI	1.18	3.3	17	45.40	32.55	140	35.43	815	36.45	34.62	-.05	-8.1
HP Inc	N	HPQ	.64f	2.9	7	27.08	19.31	11959	22.01	61732	23.40	21.94	-.76	+4.8
HSBC	N	HSBC	1.50e	3.7		55.89	38.23	1247	40.90	11378	41.77	39.99	+.05	-20.8
HSBC prA	N	HSBCpA	1.55	6.1		26.62	25.16	143	25.52	568	25.57	25.25	+.13	-1.2
HSBC Cap	N	HSEA	2.03	7.7		27.85	26.16		26.36					-3.6
HTG Mol h	Q	HTGM				5.83	1.71	297	3.00	1338	3.39	2.91	-.31	+47.8
HV Bcp n	Q	HVBC	.50e			18.50	13.75	17	15.01	34	15.05	15.01	-.04	-1.3
HabitRest	Q	HABT			95	18.30	8.10	123	11.34	1115	11.93	11.27	-.18	+18.7

Continued on **next page**

NYSE, NYSE American and Nasdaq Exchanges

Continued from **previous page**

Name	Exch. Market	Symbol	Div	Yield	PE	52-week High	52-week Low	Vol 1000s	Friday Last	Vol 1000s	Weekly High	Weekly Low	Chg	YTD % Chg
HackettGp	Q	HCKT	.34	2.0	16	22.84	15.03	41	16.77	400	17.27	16.59	-.27	+6.7
Haemonet	N	HAE				117.56	56.46	814	102.85	2732	105.30	102.09	-.32	+77.1
Hailiang n	Q	HLG				88.92	40.02	13	53.40	72	55.50	50.06	-2.35	+18.1
▼HainCels lf	Q	HAIN				42.71	18.37	2303	18.45	10861	20.10	18.37	-.85	-56.5
▼HalconRs n	**N**	**HK**				**9.07**	**2.09**	**4865**	**1.98**	**28291**	**2.54**	**1.97**	**-.58**	**-73.8**
▼HalladorE	Q	HNRG	.16	3.0	6	7.98	5.25	26	5.39	298	5.70	5.25	-.09	-11.5
▼Hallibrtn	N	HAL	.72	2.5		57.86	28.17	16981	29.00	69128	30.19	28.17	-.68	-40.7
HallmkFn	Q	HALL			42	11.58	8.62	25	10.80	120	10.97	10.51	-.10	+3.5
Halozyme	Q	HALO			49	21.48	14.33	579	15.17	2914	16.00	14.76	+.05	-25.1
HamiltnBc	Q	HBK				16.24	13.50	4	14.65	5	14.74	14.62	-.05	-4.9
HamBchBr	N	HBB	.34	1.6		31.30	18.03	21	21.84	209	22.46	18.93	+1.07	-15.0
HamilLa n	Q	HLNE	.85	2.5	28	54.59	30.52	171	33.95	913	35.66	33.80	-.95	-4.1
HancJaf n	Q	HJLI				5.64	1.64	10	1.72	81	1.87	1.66	-.14	-67.2
▼HancFinOp	N	BTO	1.48	5.0		41.00	30.75	100	29.87	459	33.61	29.79	-3.28	-24.1
HanJS	N	JHS	.87e	6.8		15.12	12.62	34	12.83	167	12.97	12.74	+.13	-13.6
▼HanJI	N	JHI	1.45e	9.9		18.12	14.70	10	14.62	54	15.18	14.60	-.36	-16.5
HanPrmDv	N	PDT	1.08a	7.2		17.30	14.50	64	14.96	438	15.59	14.88	-.41	-12.7
HanPfEq	N	HPI	1.68	8.4		22.85	19.73	76	19.91	339	20.48	19.84	-.37	-7.0
HanPfd2	N	HPF	1.68	8.5		21.90	19.39	80	19.70	263	20.22	19.63	-.33	-8.3
▼HanPfd3	N	HPS	1.47	8.8		19.19	16.80	154	16.61	467	17.16	16.25	-.37	-11.4
HanTxAdv	N	HTD	1.45	6.8		25.85	21.00	118	21.47	570	22.46	21.37	-.21	-12.9
▼HancWhit	Q	HWC	1.08	2.9	12	56.40	36.71	407	36.77	2446	39.08	36.68	-1.43	-25.7
HancWht 45	Q	HWCPL	1.49	6.1		26.54	24.26	5	24.59	20	24.75	24.33	+.12	-5.7
▼Hanesbds s	**N**	**HBI**	**.60**	**4.4**	**7**	**23.33**	**13.74**	**8778**	**13.57**	**35313**	**15.38**	**13.47**	**-1.59**	**-35.1**
HanmiFin	Q	HAFC	.96	4.9	10	32.46	17.56	188	19.64	997	20.80	19.54	-1.06	-35.3
HannArms	N	HASI	1.32	6.0	34	24.48	17.33	704	22.12	5013	23.65	21.90	-.96	-8.1
HanoverIns	N	THG	2.40f	2.2	59	131.44	101.81	155	109.33	975	113.13	108.22	-2.75	+1.2
▼HanovIns53	N	THGA	1.59	6.4		25.80	24.75	12	24.85	69	25.25	24.75	+.20	-1.9
▲Hanwha rs	Q	HQCL			24	9.75	5.40	38	9.74	292	9.75	9.68	+.06	+38.7
▼HarbrOne n	Q	HONE			52	20.01	16.50	51	16.23	148	17.06	16.06	-.64	-15.3
▼HarleyD	N	HOG	1.48	4.3	12	56.50	34.79	1804	34.72	13066	38.09	34.57	-3.16	-31.8
Harmonic	Q	HLIT				6.32	2.90	351	5.15	4587	5.59	5.07	+.06	+22.6
HarmonyG	N	HMY	.05			2.53	1.43	1746	1.60	10872	1.68	1.54	-.04	-14.4
HarrisCorp	N	HRS	2.74f	1.8	26	175.50	134.30	1306	148.47	7609	148.93	138.93	+9.07	+4.8
Harsco	N	HSC	.20m	.9	57	30.05	15.55	555	22.05	2854	23.20	21.61	-.52	+18.2
▼HarteHk rs	N	HHS				12.16	2.70	42	3.03	342	3.80	2.70	+.23	
Hrt TotR n	N	HTRB				40.14	38.34	3	38.78	18	38.80	38.64	+.11	-3.2
HrtMuOp n	N	HMOP				42.46	39.08	2	39.72	11	39.78	39.69	+.14	-1.1
▼HartfFn42	N	HGH	1.97	7.2		30.39	27.35	93	27.48	414	27.77	27.34	-.11	-6.1
▼HartfdFn	N	HIG	1.20	2.9	14	59.20	40.59	3885	41.27	17992	42.45	40.59	-.36	-26.7
HrvrdBio	Q	HBIO			66	6.70	3.05	74	3.28	250	3.59	3.24	-.26	-.6
▼HarvCapCr	Q	HCAP	1.14a	11.6	7	11.84	9.90	25	9.85	99	10.30	9.58	-.26	-10.1
HarvCr22 n	Q	HCAPZ	1.53	6.0		27.50	24.78	3	25.35	9	25.35	24.96	+.37	-.4
Hasbro	Q	HAS	2.52	3.0	53	109.60	79.00	1172	84.06	5792	85.93	81.81	+.13	-7.5
Haverty	N	HVT	.72a	3.7	20	24.25	17.70	70	19.24	488	19.93	19.13	-.58	-15.1
HavertyA	N	HVT/A	.38a	1.9	15	23.95	18.00		19.68	0	20.31	19.68	-1.20	-15.7
▲HawaiiEl	N	HE	1.24	3.2	26	39.35	31.72	210	38.75	2189	39.35	38.63	-.41	+7.2
▼HawHold	Q	HA	.48	1.6	4	44.25	28.79	488	29.24	3884	30.76	28.79	-1.29	-26.6
▲Hawkins	Q	HWKN	.45	1.1	21	44.03	30.55	42	42.41	230	44.03	39.75	+2.52	+20.5
HawthornB	Q	HWBK	.40	1.7	16	24.88	19.23	0	23.31	27	24.00	22.65	+.86	+16.8
HaymkAc n	Q	HYAC				10.09	9.50	0	10.05	369	10.07	10.00	+.01	+5.1
HaymkA un	Q	HYACU				10.60	9.88	1	10.60	57	10.60	10.25		+7.1
HaynesIntl	Q	HAYN	.88	3.1		45.14	28.08	47	28.33	313	31.25	28.20	-1.27	-11.6
Hc2 Hldgs	N	HCHC	1.29		1	7.79	2.88	651	3.21	3094	3.38	2.95	+.18	-46.1
HlthCSvc	Q	HCSG	.78	1.8		56.20	35.04	577	42.73	2872	43.78	41.04	+1.05	-18.9
HlthInsInn	**Q**	**HIIQ**			**22**	**63.13**	**21.20**	**5096**	**29.26**	**12918**	**43.35**	**28.28**	**-3.51**	**+17.3**
HlthcrRlty	N	HR	1.20	4.0	48	33.98	26.09	545	30.27	4281	31.72	30.01	-1.38	-5.8
HlthcreTr	N	HTA	1.22	4.5	53	31.69	24.06	971	27.30	6970	28.65	27.14	-1.35	-9.1
HealthEqty	Q	HQY			59	101.58	42.92	1380	62.09	4904	72.35	61.94	-6.29	+33.1
HlthStrm	Q	HSTM	1.00e		60	31.86	21.15	127	25.36	759	26.38	24.87	+.43	+9.5
HrtlndEx	Q	HTLD	.08	.4	19	23.89	17.38	483	18.09	2224	19.67	17.92	-1.16	-22.5
▼HeartFn	Q	HTLF	.56	1.2	15	61.95	48.34	137	47.53	595	50.89	47.44	-3.42	-11.4
HeatBio rs	Q	HTBX				4.50	1.09	215	1.29	660	1.39	1.21	-.04	-66.3
▼HebronTc n	**Q**	**HEBT**				**3.16**	**.50**	**26**	**.70**	**378**	**.94**	**.50**	**-.13**	**-73.4**
HeclaM	N	HL	.01e	.4		4.63	2.17	2950	2.30	17695	2.44	2.27	-.11	-42.1
HeclaM pfB	N	HLpB	3.50	6.7		61.99	51.27		52.62	0	53.50	53.50	+1.25	-.7
Heico s	N	HEI	.13			97.32	71.80	369	80.88	1658	84.43	79.61	-.23	
Heico A s	N	HEI/A			51	79.00	58.61	478	66.20	1760	69.25	65.29	+.10	
HeidrkStr	Q	HSII	.52	1.6		45.29	20.95	125	33.53	700	35.06	30.05	+1.54	+36.6
HelenTroy	Q	HELE			18	145.47	81.10	354	138.30	1350	142.26	133.52	+1.15	+43.5
HeliosM rs	Q	HMNY				3000.00	.01	13817	.02	84592	.02	.01	-.00	-100.0
Helius Med n	Q	HSDT				13.20	7.47	51	9.93	614	10.67	9.08	+.77	+27.1
HelixEn	**N**	**HLX**			**5**	**10.89**	**5.44**	**1599**	**6.51**	**6914**	**7.22**	**6.43**	**-.72**	**-13.7**
HelmPayne	N	HP	2.80f	4.8		75.02	56.72	1001	58.48	7761	63.12	58.18	-2.26	-9.5
HemisMda	Q	HMTV				14.25	10.50	14	12.68	115	13.62	12.00	-.57	+9.8
Hemisphrx rs	A	HEB				.65	.15	102	.19	1204	.21	.18	+.00	-45.4
HennesAd s	Q	HNNA	.44f	4.0	5	20.00	10.14	9	11.08	55	11.50	10.91		-33.0
HSchein s	Q	HSIC			31	91.35	62.56	1630	80.52	8066	86.80	80.48	-4.64	+15.2
Herbalif s	N	HLF			26	60.41	33.22	1544	58.37	6091	58.83	56.03	+1.90	
▼HercHld n	N	HRI				72.99	28.35	314	28.91	1649	30.72	28.35	-1.54	-53.8
▼HercTGC	N	HTGC	1.24	10.9	10	13.70	11.46	580	11.36	2801	11.84	11.34	-.44	-13.4
HercTG 24	N	HTGX	1.56	6.2		25.77	24.50		25.00	3	25.08	25.00	-.01	-2.4
▼HrtgeCo	Q	HTBK	.44	3.7	14	18.10	12.35	226	12.04	678	13.26	11.99	-1.23	-21.4
HrtgeFn	Q	HFWA	.68f	2.2	22	37.40	28.46	121	30.92	805	32.37	30.77	-1.44	+.4
HeritageIns	N	HRTG	.24	1.7	20	19.15	12.85	123	14.52	594	15.31	14.44	-.53	-19.4
HeritCryst	Q	HCCI			36	28.71	18.00	108	25.01	576	25.62	24.26	-.61	+15.0
HernTher h	Q	HRTX				42.90	15.00	645	24.97	3378	27.78	24.87	-1.58	+38.0
Hersha pfC	N	HTpC	1.72	7.5		25.59	20.81	0	22.87	22	22.90	22.20	+.75	-9.0
Hersha rs	N	HT	1.12	6.1	24	24.16	16.60	207	18.29	1725	18.77	18.06	-.47	+5.1
Hersha pfD	N	HTpD	1.63	7.8		25.50	19.57	34	20.75	253	21.03	20.38	+.38	-15.9
Hersha pfE	N	HTpE				25.50	20.10	2	21.24	44	21.46	20.75	+.29	-14.1
Hershey	N	HSY	2.89	2.7	23	115.82	89.10	993	107.87	5703	110.15	105.25	+.73	-5.0
HertzGl	**N**	**HTZ**				**25.14**	**13.01**	**2550**	**14.39**	**13348**	**16.70**	**14.35**	**-2.18**	**-34.9**
▼HerzfldCrb	Q	CUBA	.31e			7.54	5.06	5	5.27	39	5.46	5.06	-.16	-26.3
HeskaCorp	Q	HSKA			80	114.50	56.59	20	96.67	139	101.51	95.90	-2.24	+20.5
Hess	N	HES	1.00	2.0		74.81	40.37	4295	50.90	35631	53.82	50.37	-1.46	+7.2
Hess pfA	N	HESpA				83.01	50.17	65	57.16	602	59.43	56.63	-1.46	-1.2
HessMidP n	N	HESM	1.43f	7.5	14	24.51	18.51	176	19.10	634	20.33	19.02	-.35	-3.6
▼HP Ent n	N	HPE	.45e	3.2	34	19.48	14.19	11143	14.22	69815	14.99	14.19	-.38	-1.0
Hexcel	N	HXL	.60f	1.0	19	73.42	56.34	453	58.19	2831	60.17	57.27	-1.28	-5.9
Hexindai n	Q	HX	.40p			13.52	1.87	778	1.95	11267	2.85	1.90	+.06	-82.4
▼Hi-Crush	**N**	**HCLP**	**1.67e**	**39.6**	**5**	**16.65**	**4.40**	**2136**	**4.23**	**8928**	**5.01**	**4.15**	**-.78**	**-60.5**
▼Hibbett	**Q**	**HIBB**			**8**	**29.60**	**14.22**	**770**	**13.90**	**3458**	**15.73**	**13.81**	**-1.62**	**-31.9**
▼HighPtRs	**N**	**HPR**				**7.60**	**2.73**	**1561**	**2.58**	**6867**	**3.06**	**2.58**	**-.43**	**-49.7**
▼HighIFIR n	N	HFRO				16.60	13.84	304	13.91	1243	14.33	13.84	-.36	-10.3
▼HighSenLn	Q	SNLN	.79	4.5		18.41	17.50	257	17.48	1754	17.66	16.62	-.17	-3.9
HighpwrInt	Q	HPJ			2	4.45	2.15	7	2.41	144	2.55	2.21	+.08	-34.9
HghwyH	Q	HIHO	.35e	9.9		6.55	3.30	5	3.55	25	3.82	3.31	-.10	-15.5
▼HighwdPrp	N	HIW	1.85	4.5	22	52.58	41.32	343	41.28	2519	43.35	41.09	-2.07	-18.9
Hill-Rom	N	HRC	.80	.9	29	99.81	78.16	399	92.59	2436	98.15	91.24	+.03	+9.8
▼HillenInc	N	HI	.84f	2.1	33	53.41	40.20	185	39.74	1682	42.29	39.55	-.83	-11.1
HillmCT pf	A	HLMp	2.90	9.6		36.78	26.00	4	30.07	18	30.10	29.01	+.82	-12.4
HilltopH	N	HTH	.28	1.6	9	28.32	17.16	392	17.80	1674	18.32	17.54	-.29	-29.7
HilGrVa n	N	HGV				47.75	26.20	2182	28.12	7508	29.39	27.73	-.30	-33.0
Hilton	N	HLT	.60	.8	36	88.11	63.76	2524	71.86	13119	74.56	71.44	-1.00	-10.0
▼HimaxTch	Q	HIMX	.10e	2.8	6	11.18	3.03	1265	3.62	22721	3.88	3.03	-.12	-65.3
HingmSv	Q	HIFS	1.48f	.7	18	233.13	195.05	2	206.00	7	212.05	202.05	-6.50	-.5
Histogen h	**Q**	**HSGX**				**3.35**	**.38**	**2691**	**.55**	**13258**	**.58**	**.43**	**+.06**	**-73.2**
HoeghLP	N	HMLP	1.76	10.3	10	19.85	15.33	56	17.08	452	17.41	16.85	+.08	-8.4
▼Hoegh pfA	N	HMLPpA	2.19	9.0		27.42	24.50	32	24.31	130	25.08	24.31	-.74	-9.7
HollyEngy	N	HEP	2.64	8.6	15	34.62	26.09	663	30.62	2055	31.23	28.17	+2.17	-5.8
HollyFront	N	HFC	1.32	2.4	13	83.28	42.42	1961	54.08	10769	58.13	53.68	-2.77	+5.6
Hollysys	Q	HOLI	.18e	1.0	8	28.35	16.00	121	18.63	806	19.79	18.58	-.40	-16.3
Hologic	Q	HOLX				45.17	35.10	1746	41.94	8460	43.49	41.44	-.04	-1.9
▼HomeBLA	Q	HBCP	.80f	2.3	14	48.47	32.59	9	35.16	52	37.25	32.59	-1.45	-18.6
▼HomeBcs s	Q	HOMB	.48	2.9	16	25.38	17.01	970	16.82	4614	18.27	16.11	-1.01	-27.7
HomeDp	N	HD	4.12	2.4	19	215.43	167.00	4257	172.29	28603	176.87	167.73	-.50	-9.1
HmFdB LA	Q	HFBL	.56	1.8	19	37.30	27.00	1	30.57	9	31.60	30.30	-.06	+8.7
▼HomeStreet	Q	HMST			23	32.60	23.50	61	23.33	400	24.63	23.17	-.82	-19.4
HometBk n	Q	HMTA	.16	1.2		16.50	10.90	0	13.34	6	13.69	13.07	-.16	+19.4
HomeTrBc	Q	HTBI	.06p		22	30.00	24.00	50	25.02	231	25.89	24.00	+.19	-2.8
▲HomolMd n	Q	FIXX				26.50	15.07	104	24.28	694	26.50	23.51	-.70	+30.1
Honda	N	HMC	.84e	3.1		37.29	26.04	771	26.91	4343	27.47	26.41	+.02	-21.0
▼HonwllIntl	N	HON	3.28f	2.4	39	167.72	135.65	2598	136.44	15735	140.84	135.65	-2.27	-11.0
HookerFu	Q	HOFT	.60f	2.2	10	49.85	27.24	54	27.68	268	29.91	27.52	-.04	-34.8
▼HopeBcp	Q	HOPE	.56	4.5	11	19.86	12.78	1047	12.48	6032	13.84	12.45	-1.32	-31.6
HopFedBc	Q	HFBC	.28	1.9	20	18.10	13.63	0	15.00	25	16.17	14.40	+.50	+6.4
HorMan	N	HMN	1.14	3.0	22	47.50	37.02	105	37.68	961	42.01	37.26	-.24	-14.6
▼HorizBcp s	Q	HBNC	.40	2.5	13	22.13	15.76	58	15.89	369	16.53	15.76	-.52	-14.3
HorizGbl n	N	HZN				14.80	1.62	190	1.72	1426	2.00	1.67		-87.7
HorizPhm	Q	HZNP				23.38	12.55	1366	19.93	7571	20.30	18.86	+.28	+36.5
HorizTFn	Q	HRZN	1.20	10.4	11	12.10	9.92	93	11.50	335	11.89	11.38	+.06	+2.5
HorizFn22 n	N	HTFA				26.00	24.98	6	25.35	10	25.67	25.15	-.07	-.2
Hor OEXcc	Q	QYLD	2.26e	9.9		25.50	22.31	195	22.83	933	23.38	22.51	+.05	-6.9
▼HorzDAX	Q	DAX	.60m	2.4		34.00	24.19	2	24.55	43	24.93	24.19	+.11	-22.3
HorzSPCvC	N	HSPX	2.52e	4.0		53.32	46.37	17	47.13	100	49.04	46.37	-.73	-6.3
▼HorGKWld	N	KLDW				35.73	30.03	15	30.24	115	31.04	30.03	-.34	-9.7
▼Horz Saba n	N	CEFS				23.00	18.36	35	18.33	87	18.76	18.32	-.22	-14.4
HrzProSp n	N	FANZ				23.77	21.27	0	21.81	10	22.30	21.80	-.67	-2.1
Hormel s	N	HRL	.84f	1.9	24	46.26	31.71	2398	44.57	14508	45.40	43.76	+.23	+22.5
▼Hornbeck	**N**	**HOS**				**6.14**	**2.39**	**143**	**2.21**	**943**	**2.80**	**2.21**	**-.48**	**-28.9**
Hortonwks	Q	HDP				26.22	13.63	775	16.03	3609	17.06	15.72	+.09	-20.3
HospPT	Q	HPT	2.12	8.1	10	31.27	23.83	413	26.03	2866	26.25	25.55	-.15	-12.8
▼HostHotls	N	HST	1.00a	5.6	43	22.47	17.65	6096	17.78	34563	18.44	17.64	-.61	-10.4
HostessBr n	Q	TWNK			21	15.40	9.87	571	11.22	4168	11.88	11.17	-.49	-24.2
Hostess wt	Q	TWNKW				2.51	1.90		2.23					-4.3
HoughMH	Q	HMHC				10.05	5.10	857	9.45	2736	9.76	9.11	+.12	+1.6
▼HoulihnL n	N	HLI	1.08	2.8	15	53.20	38.85	344	38.22	1698	41.12	38.09	-1.68	-15.9
HstnAEn	A	HUSA				.47	.20	92	.20	684	.23	.20	-.01	-38.5
HoustWC	Q	HWCC	.12m	2.1		9.32	5.63	47	5.83	192	6.26	5.69	-.28	-19.0
▼HovnEn pf A	**Q**	**HOVNP**				**8.47**	**3.38**	**14**	**3.25**	**21**	**3.91**	**2.93**	**-.85**	**-56.7**
▼HovnanE	**N**	**HOV**				**3.41**	**1.00**	**2970**	**.92**	**8165**	**1.18**	**.85**	**-.25**	**-72.6**
▼HowardBcp	Q	HBMD			21	24.20	13.49	18	13.75	72	15.47	13.42	-.29	-37.5
▼HHughes	N	HHC			26	142.36	103.10	186	102.04	910	107.39	101.40	-5.35	-22.3
HuanPwr	N	HNP	2.45e	9.9		31.03	20.51	24	24.75	125	25.07	24.53	-.57	-1.0
HuazhuGr	Q	HTHT	.34e	1.1	24	49.60	24.90	1082	29.90	4829	32.50	29.56	-.21	-17.2
▼HubGroup	Q	HUBG			21	56.60	36.93	378	36.65	1736	41.34	36.54	-3.64	-23.5
Hubbell	N	HUBB	3.36f	3.3	17	149.03	97.02	254	102.89	1625	107.41	101.50	-1.13	-24.0
HubSpot	N	HUBS				162.20	82.15	372	132.41	1992	139.62	128.05	+4.10	+49.8
HudBayM g	N	HBM	.02		7	10.25	3.44	493	4.68	3151	5.06	4.49	-.20	-46.8
HudBay wt	N	HBM/WS				.53	.12		.31					
HudsonGbl	Q	HSON	.20	14.4		2.44	1.29	19	1.39	347	1.46	1.38	-.02	-38.2
HudsPacP	N	HPP	1.00	3.3	24	36.06	28.25	1019	30.08	5502	31.58	29.72	-1.15	-12.2
HudsonTc	**Q**	**HDSN**			**2**	**6.98**	**.70**	**320**	**1.27**	**2185**	**1.76**	**1.27**	**-.49**	**-79.1**
Humana	N	HUM	2.00	.7	25	355.88	242.00	1121	299.93	5245	318.76	297.00	-6.07	+20.9
HuntCoFn	N	HCFT	.08e	2.6	5	4.23	2.55	134	3.10	331	3.41	3.08	-.25	-22.5
▼HuntJB	Q	JBHT	.96	1.0	13	131.74	95.41	1295	92.69	4520	101.96	92.47	-7.15	-19.4
▼HuntBncsh	Q	HBAN	.56	4.6	12	16.60	12.34	13220	12.17	69117	13.39	12.15	-1.25	-16.4
HuntBcs pf	Q	HBANO	1.56	6.2		28.68	24.78	95	25.10	303	25.35	24.99	-.02	-10.8
HuntB pfC	Q	HBANN	1.47	6.0		26.84	24.15	2	24.59	13	24.90	24.35	-.06	-5.5
HuntgUSEq	N	HUSE	1.86e	.7		41.49	34.60	15	35.09	144	35.87	34.89	-.25	-8.5
HuntgtnEco	N	HECO	.47e	.2		44.92	39.67	6	40.90	54	41.55	40.51	-.34	-1.9
Str 7handl n	Q	HNDL				25.98	22.59	2	22.72	114	22.99	22.71	-.12	-9.4
HuntgtnIng	N	HII	3.44f	1.7	18	276.69	194.61	427	198.30	2331	207.08	195.67	-.19	-15.9
▼Huntsmn	N	HUN	.65	3.6	6	36.09	18.01	4322	18.30	20935	19.88	17.94	+.28	-45.0
▼Hurco	Q	HURC	.44	1.2	13	50.50	36.89	5	37.33	82	44.99	36.75		-11.3
HuronCon	Q	HURN				57.00	32.05	93	51.21	539	53.45	51.02	-.90	+26.6
HutChMd n	Q	HCM				42.25	25.76	672	33.89	3584	34.48	30.14	+2.27	-14.0
HuttigBld	Q	HBP				7.59	2.32	175	2.52	418	2.65	2.32	+.12	-62.1
Huya n	**N**	**HUYA**				**50.82**	**14.44**	**3280**	**18.30**	**13845**	**18.50**	**14.50**	**+3.64**	**+13.9**
Hyatt	N	H	.60	.9	32	84.89	64.82	793	67.62	4548	69.95	66.19	-1.81	-8.1
▼Hydrognc	Q	HYGS				12.00	4.39	43	4.60	242	4.87	4.39	+.06	-58.6
HyreCar n	**Q**	**HYRE**				**6.50**	**1.54**	**28**	**2.12**	**735**	**2.38**	**1.75**	**+.32**	**-58.4**
HysterYale	N	HY	1.24f	2.0	16	91.39	56.40	47	61.64	242	64.54	60.76	+.99	-27.6

- I -

Name	Exch. Market	Symbol	Div	Yield	PE	52-week High	52-week Low	Vol 1000s	Friday Last	Vol 1000s	Weekly High	Weekly Low	Chg	YTD % Chg
:i3 Vert n	Q	IIIV				25.50	13.79	29	21.50	289	22.67	20.39	+.56	+17.2
IAC Inter	Q	IAC	1.36	.7	40	223.54	118.83	659	183.95	4198	186.06	175.58	+4.84	+50.4
IAMGld g	N	IAG	1.52f	45.0		6.52	2.75	4424	3.38	21641	3.48	3.23	+.09	-42.0
ICAD	Q	ICAD				4.68	2.43	70	3.76	351	4.20	3.66	-.11	+9.3
▼ICC Hld n	Q	ICCH			96	16.77	13.26	4	13.50	17	14.45	13.26		-17.0
ICF Intl	Q	ICFI	.56	.8	21	82.25	50.10	77	67.62	770	70.23	63.90	+2.15	+28.8
ICICI Bk	N	IBN	.16e	1.6		11.26	7.61	5470	9.81	46586	9.88	9.20	-.01	+.8
ICU Med	Q	ICUI				321.70	208.35	353	221.46	1463	240.82	220.67	-10.48	+2.5
IClickInt n	Q	ICLK				11.40	2.72	72	3.67	482	3.79	3.31	+.13	-59.4
▼ID Syst	**Q**	**IDSY**				**8.05**	**5.14**	**42**	**5.29**	**258**	**6.21**	**5.14**	**-.71**	**-23.8**
IdexxLab s	Q	IDXX			53	256.22	154.88	543	190.27	2605	202.80	188.99	+.26	+21.7
IDT Cp	N	IDT	1.00f	14.2	9	12.58	4.82	116	7.06	808	7.72	6.99	-.20	-33.4
IEC Elec	A	IEC				6.80	3.42	37	5.96	86	6.20	5.90	-.05	+44.7
IES Hldgs	Q	IESC			19	20.25	14.90	15	16.13	95	17.43	15.76	-.96	-6.5
IF Bancp	Q	IROQ	.25	1.2	23	25.04	19.21	0	20.89	270	21.58	20.50	-.67	+6.2
▼IFresh n	Q	IFMK				18.00	.82	23	.95	187	1.05	.82	-.05	-92.7
IHS Mark	Q	INFO			30	55.99	43.07	2636	48.83	12741	51.99	48.55	-2.06	+8.2
II-VI	Q	IIVI			22	53.08	31.92	1482	32.06	5166	36.48	31.92	-2.23	-31.7
IMV Inc n	Q	IMV				7.21	4.50	5	5.45	83	6.02	5.30	-.45	-20.8
▼ING	N	ING	.14e	1.2		20.58	11.07	3689	11.43	28208	11.69	11.07	+.02	-38.1
ING 6.125	N	ISG	1.53	6.1		26.20	24.93	60	25.20	207	25.35	24.98	+.12	-1.3
ING 6.375	N	ISF	1.59	6.3		26.40	24.85	78	25.39	317	25.39	24.90	+.42	-1.2
▼INTLFCStn	Q	INTL			12	57.00	37.68	72	37.94	376	41.89	37.19	-1.60	-10.8
▼ION Geo rs	**N**	**IO**				**32.45**	**6.44**	**116**	**6.31**	**639**	**7.79**	**6.13**	**-1.22**	**-68.1**
IPG Photon	Q	IPGP			19	264.11	107.59	606	117.99	2642	127.80	117.90	-6.36	-44.9
iPass rs	Q	IPAS				6.10	1.10	149	1.76	660	1.90	1.66	-.07	-66.2
iPicEnt n	**Q**	**IPIC**				**17.00**	**3.00**	**13**	**3.00**	**82**	**3.46**	**3.00**	**-.40**	**-80.2**
IQ M Intr n	N	MMIT				25.10	24.41		24.92	1	24.89	24.89	+.04	-.7
IQ M Ins n	N	MMIN				29.89	24.32	2	24.84	5	24.90	24.80	-.05	-1.5
IQ HdgMult	N	QAI				33.13	29.02	220	29.65	2008	30.75	29.57	-.05	-2.6
▼IQ Hedge	N	MCRO				27.20	25.35	1	25.49	4	25.62	25.35		-4.0
▼IQ HdgLgS	N	QLS				24.53	20.65		20.92	0	20.96	20.65	-.02	-4.5
▼IQ US Lg n	Q	CLRG	.08e			27.80	22.32	11	22.21	1625	23.48	22.17	-.63	-12.2
▼IQ Ch SC n	N	CSML				29.96	23.41	152	23.04	624	24.13	22.98	-.83	-17.9
IQ HdgEv	N	QED				22.00	20.76	0	20.81	7	20.95	20.82	-.03	-.4
IQ HiYlVl n	N	HYLV				25.37	19.57		23.82	35	23.85	23.56	+.17	-5.3
IQ CorePl n	N	AGGP				20.03	18.23	47	18.86	370	18.89	18.68	-.02	-5.5
IQ CoreBd n	N	AGGE				19.78	18.22	0	18.45	18	18.46	18.42	-.03	-5.7
▼IQ GTAA	N	QGTA				25.44	22.35	0	22.52	10	22.80	22.35	-.09	-7.7
▼IQ 50HJpn	N	HFXJ				23.96	19.82	0	19.81	1	20.22	19.81	-.01	-12.2
▼IQ 50HgEur	N	HFXE				21.45	17.43	0	17.69	16	17.89	17.43	+.02	-13.0
▼IQ 50HIntl	N	HFXI				22.80	18.72	130	18.93	462	19.31	18.72	+.05	-12.6
IQ RealRtn	N	CPI				28.21	26.61	4	27.20	26	27.45	27.17	-.08	-.8
IQUSReSC	N	ROOF	1.43e	5.8		27.62	22.60	2	24.48	59	25.03	24.42	-.58	-7.0
IQMrgArb	N	MNA				32.11	30.25	267	31.73	1060	32.00	31.64	-.06	+2.2
IQ AgriSC	N	CROP	.41e	1.3		35.99	28.98	0	31.02	7	31.34	30.62	-.18	-11.2
▼IQ GlbRes	N	GRES	.10e	.4		29.30	25.62	7	25.81	126	26.19	25.62	-.04	-9.6
IQIYI n	Q	IQ				46.23	15.30	7093	17.70	34313	18.80	17.53	-.82	+13.8
IQVIA Hldg	N	IQV			17	135.48	91.57	1351	118.02	7265	125.03	115.73	+.04	+20.6
▼IRSA	N	IRS				32.97	12.50	36	12.76	182	13.65	12.50	-.61	-56.9
▼IRSA Prop	Q	IRCP	.47e	2.5		57.50	19.47	14	19.17	40	20.00	18.20	-.73	-66.1
IRhythm n	Q	IRTC				98.37	50.37	332	72.34	1251	79.21	69.28	+1.05	+29.1
iRobot	Q	IRBT			32	118.75	55.77	595	86.37	3114	93.38	84.61	-4.46	+12.6
iShGold	N	IAU				13.11	11.25	12979	11.87	57945	11.96	11.82	-.09	-5.1
iShGSCI	N	GSG				18.81	14.89	581	15.09	2595	15.43	15.06	-.38	-7.3
iSAstla	N	EWA	1.01e	5.0		24.19	19.71	2464	20.04	13376	20.60	19.87	-.27	-13.5
▼iSAstria	N	EWO	.37e	1.9		27.41	19.13	236	19.34	828	19.77	19.13	-.33	-21.5
▼iShBelg	N	EWK	.51e	3.0		23.00	16.70	9	16.86	305	17.30	16.70	-.10	-19.8
iShBrazil	N	EWZ	.67e	1.7		47.85	30.65	25352	38.33	149580	39.80	37.47	-.33	-5.2
▼iShCanada	N	EWC	.48e	1.9		30.60	25.34	2676	25.37	14713	26.01	25.33	-.43	-14.4
▼iShEMU	N	EZU	.86e	2.4		47.13	35.25	9223	35.80	51985	36.61	35.25	-.05	-17.5
▼iSFrance	N	EWQ	.58e	2.2		33.73	26.58	862	26.97	5376	27.70	26.58	-.07	-13.6
▼iShGerm	N	EWG	.60e	2.3		35.87	25.24	3685	25.58	27383	26.14	25.24	-.08	-22.5
iSh HK	N	EWH	.61e	2.6		26.93	21.10	4622	23.29	29091	23.41	22.46	+.37	-8.4
iSh SKor	N	EWY	.65e	1.1		79.07	56.34	5054	58.72	28063	60.53	58.30	-.26	-21.6
iShMexico	N	EWW	.78e	1.9		54.65	37.50	4445	40.27	19867	41.19	39.63	-.33	-18.3
▼iShNeth	N	EWN	.66e	2.4		34.09	26.84	138	27.23	1297	27.91	26.84	-.10	-14.2
iSPacxJpn	N	EPP	1.66e	3.9		50.34	40.43	414	42.22	2668	42.99	41.48	-.12	-11.7
iShSoAfr	N	EZA	1.02e	2.0		76.53	46.63	731	50.59	6369	52.99	48.55	-.04	-27.7
iShSpain	N	EWP	.99e	3.5		36.38	26.99	2858	27.96	5079	28.37	27.20	+.23	-14.7
▼iSSwedn	N	EWD	.76e	2.7		36.71	27.73	532	28.43	4199	28.97	27.73	+.33	-16.1
▼iShSwitz	N	EWL	.75e	2.3		37.84	31.74	1486	31.95	5540	32.87	31.74	-.29	-10.2
iShFrntr100	N	FM	.30e	1.1		36.19	26.38	149	27.28	769	27.67	27.16	-.39	-17.6
▼iShGIHiY bt	A	GHYG	2.09e	4.4		51.63	46.87	53	47.01	133	47.38	46.87	+.01	-6.8
▼iShxUSH bt	A	HYXU	.92e	1.9		57.19	49.28	15	49.70	85	49.99	49.28	-.31	-8.7
iShEMCBd bt	A	CEMB	2.28	4.8		51.78	45.81	6	47.48	32	47.62	47.22	+.12	-7.2
iShEMkHY	N	EMHY	3.98	8.8		50.52	44.12	28	45.14	2768	45.28	44.88	+.19	-9.7
iShAsiaPDv	N	DVYA	2.29e	5.5		51.42	40.63	1	41.76	42	42.56	41.76	-.69	-16.6
iShEmMDv	N	DVYE	1.83e	4.8		46.11	36.32	106	38.32	724	39.00	37.82	-.06	-8.4
iShGblSilv	N	SLVP	.29e	3.6		11.33	7.24	32	7.96	133	8.07	7.62	+.13	-26.5
iShGblEnP	N	FILL	.59e	3.0		24.78	19.50	14	19.72	72	20.39	19.61	-.51	-8.5
▼iShGblAgri	N	VEGI	.55e	2.0		31.00	26.90	2	26.95	20	27.58	26.90	-.55	-8.2
▼iShMsciWld	N	URTH	1.57e	1.9		94.23	81.34	121	81.94	1059	84.37	81.34	-.97	-7.0
iShEMAsia	Q	EEMA	1.23e	2.0		81.27	58.13	83	62.22	888	63.82	60.79	+.08	-15.6
iShEMktSC	N	EEMS	.89e	2.1		57.36	39.88	39	42.83	242	43.49	41.78	+.29	-19.4
iShEMkBd	N	LEMB	.42e	1.0		50.78	41.38	161	43.80	786	44.29	43.73	-.30	-9.1
iShWldMnV	N	ACWV	1.93e	2.3		88.22	79.94	275	84.31	2449	85.82	83.65	-.55	
iSEMMnVol	N	EEMV	1.15e	2.0		65.55	53.10	470	56.67	3857	57.44	55.62	+.13	-6.7
iShJpnSC	N	SCJ	1.81e	2.7		85.34	67.54	17	68.26	146	69.44	67.90	-1.20	-14.5
iShThai	N	THD	1.88e	2.2		103.71	81.10	155	84.94	1086	87.49	84.80	-1.46	-8.2
iShIsrael	N	EIS	.81e	1.6		58.39	47.57	28	51.32	81	52.56	51.26	-1.13	+.1
iShChile	N	ECH	.71e	1.7		56.53	40.83	455	42.76	2659	43.19	41.85	-.08	-18.0
iShBRIC	N	BKF	.54e	1.4		50.94	36.22	14	38.97	173	39.77	38.06	+.09	-12.4
▼iShsUSA	N	EUSA	.67e	1.3		60.35	52.43	19	52.36	155	54.01	52.25	-.83	-5.6
iShTurkey	Q	TUR	1.10e	4.5		46.66	18.88	689	24.20	4381	25.01	24.02	-.91	-44.3
iShSilver	N	SLV				16.64	13.11	8673	13.70	33785	13.89	13.60	-.03	-14.3
iShS&P100	N	OEF	1.92e	1.7		131.30	112.07	985	116.08	4779	119.87	115.20	-1.30	-2.2
iShMrnLV	N	JKF	2.46e	2.4		112.57	98.00	12	100.42	151	102.77	99.41	-1.42	-4.9
iShIntTBd s	Q	IGOV				52.22	47.02	58	47.80	1097	48.14	47.60	-.37	-4.2
iShMrnLG	N	JKE	1.20e	.7		187.59	152.24	23	164.49	120	170.64	163.29	-1.01	+5.1
iShNewZea	Q	ENZL	2.01e	4.3		51.06	43.66	20	46.71	137	48.07	46.41	-.72	-1.6
iSh1-3yITB	Q	ISHG	.20e	.3		87.67	79.78	12	79.96	32	80.63	79.94	-.76	-5.0
▼iShMrnLC	N	JKD	2.24e	1.5		170.86	148.20	44	148.58	154	153.74	148.20	-2.66	-6.5
iShBrazSC	N	EWZS	.40e	2.8		18.14	10.92	234	14.30	327	14.63	13.94	-.01	-12.2
iShIntlPfd	N	IPFF	.96e	6.2		19.76	14.87	15	15.45	143	15.60	15.01	+.09	-17.2
iShSPTUS s	N	ITOT				67.60	57.84	3479	59.24	16161	61.20	58.94	-.85	-3.1
▲iShSTNtMu	N	SUB	.86	.8		105.47	104.25	356	105.14	1284	105.47	105.02	+.04	+.3
iShAgcyBd	N	AGZ	1.81	1.6		113.40	109.81	21	111.31	206	111.50	111.16	-.08	-1.6
iShSelDiv	Q	DVY	3.03e	3.2		102.54	91.67	1628	94.63	9349	96.39	93.39	-.78	-4.0
▼iShGTimb	Q	WOOD	.94e	1.6		83.88	59.60	14	59.41	148	61.41	59.26	-1.72	-16.5
iShTIPS	N	TIP	1.69e	1.5		114.15	107.53	1231	109.05	7431	109.84	108.90	-.77	-4.4
▼iShEurFn	Q	EUFN	.74e	4.3		25.85	17.14	1765	17.40	9703	17.76	17.14	-.13	-25.4
iShAsiaexJ	Q	AAXJ	1.30e	2.0		83.52	60.48	1602	65.12	10251	66.43	63.49	+.29	-14.6
iShChinaLC	N	FXI	.87e	2.1		54.00	37.85	39195	41.13	189971	41.81	39.80	+.55	-10.9
▼iShTransp	N	IYT	1.70e	1.0		209.43	173.31	378	171.83	1602	181.15	171.32	-7.62	-10.3
iShChinaSC	N	ECNS	1.73e	4.2		56.49	39.61	1	41.58	4	41.98	41.11	-.02	-17.7
iSCorSP500	N	IVV	4.38e	1.7		296.69	254.77	6080	262.40	28217	270.94	260.51	-3.20	-2.4
▼iSMornMC	N	JKG	2.32e	1.4		194.94	169.30	6	169.58	122	174.68	169.23	-3.47	-8.6
iShEMInfr	Q	EMIF	.93e	3.3		35.28	26.58	26	27.96	59	28.30	27.35	+.14	-15.0
iShGCInEn	Q	ICLN	.33e	3.8		10.08	7.87	51	8.76	304	8.94	8.60	+.04	-6.0
iShUSAgBd	N	AGG	2.65e	2.4		109.55	103.94	5492	105.56	33526	105.72	105.43	+.08	-3.4
iShEMkts	N	EEM	.59e	1.5		52.08	37.58	94915	39.83	465528	40.78	38.97	-.05	-15.5
▼iShACWX	Q	ACWX	1.00e	2.3		53.74	42.31	6429	42.95	33725	43.89	42.31	-.19	-14.0
iShiBoxIG	N	LQD	3.87	3.4		121.85	111.25	6038	112.73	40078	113.01	111.91	+.84	-7.3
▼iSh ACWI	Q	ACWI	1.43e	2.1		77.54	65.91	5834	66.59	37995	68.44	65.91	-.55	-7.6
▼iSKokusai	N	TOK	1.60e	2.6		69.65	60.10	0	60.64	48	62.55	60.10	-.61	-6.2
iShCorUSTr	N	GOVT	.33	1.3		25.21	24.05	1842	24.54	8524	24.60	24.48		-2.2
▼iSEafeSC	Q	SCZ	1.51e	2.8		69.19	52.93	2243	53.41	14649	54.59	52.93	-.77	-17.2
iSGblTelcm	N	IXP	2.31e	4.4		62.55	51.25	11	52.78	500	54.14	52.10	+.03	-12.8
iShEMBd	Q	EMB	5.27e	5.0		116.86	102.15	3501	104.65	20241	104.97	103.84	+.58	-9.9
iShGblTech	N	IXN	1.10e	.7		177.61	146.24	94	149.33	442	155.21	148.13	-.23	-2.8
iShAaa-ACp	N	QLTA	1.51e	3.0		52.95	49.30	34	49.89	74	49.93	49.66	+.18	-5.6
iSMrnMCG	N	JKH	.59e	.3		238.37	192.52	7	200.47	78	208.20	199.91	-2.37	-1.0
iShIndones	N	EIDO	.35e	1.4		30.61	20.88	1230	24.83	7831	25.26	23.98	+.41	-12.7
iSSP500Gr	N	IVW	2.03e	1.3		178.61	146.70	1281	156.74	7080	162.47	155.28	-.85	+2.6
iShNYMun s	N	NYF				55.93	53.44	15	54.42	219	54.58	54.36	-.13	-2.4
iShGblHcr s	N	IXJ				63.76	53.82	85	58.81	539	61.20	58.42	-.86	
iShGnmaBd	Q	GNMA	.75e	1.6		49.71	47.27	31	48.18	93	48.45	48.13	-.01	-2.6
▼iShGblFin	N	IXG	1.28e	2.2		76.01	58.00	102	58.34	724	59.74	58.00	-1.20	-16.6
iShUSAQlt	N	QUAL	1.04e	1.3		91.47	78.63	803	79.70	8732	82.45	79.35	-1.04	-3.9
▼iSSPGlbEn	N	IXC	1.01e	3.2		39.50	31.36	514	31.56	2166	32.57	31.36	-.78	-11.2
iShCalMn s	N	CMF				59.40	56.90	95	57.92	703	58.06	57.91	-.12	-2.1
iSh CMBS	N	CMBS	1.00	2.0		52.05	48.92	39	49.64	164	49.88	49.52	-.07	-3.2
iShUSASize	N	SIZE	1.26e	1.6		89.78	75.90	4	80.23	820	82.70	80.19	-1.36	-4.3
iSGblInfra	N	IGF	1.27e	3.1		46.80	40.04	344	41.30	3079	41.77	40.45	+.09	-8.7
▼iShNANatR	N	IGE	.85e	2.9		38.33	29.10	394	29.13	2088	30.31	29.05	-.98	-17.8
▼iSh JPXNik	N	JPXN				70.78	56.41	6	56.92	95	58.14	56.41	-.86	-12.4
▼iShUSAVal	N	VLUE	1.49e	1.9		89.71	75.71	508	76.43	5774	78.68	75.71	-1.27	-8.6
iShLatAm	N	ILF	.60e	1.9		39.54	28.66	696	30.96	5199	31.65	30.49	-.54	-9.4
iShUSAMo	N	MTUM	.81e	.8		120.05	100.20	1459	103.49	7629	107.10	102.61	-.63	+.3
iShMrnMCV	N	JKI	2.72e	1.8		172.45	146.96	5	147.22	55	151.39	147.00	-3.47	-7.7
iShPhilpns	N	EPHE	.20e	.6		40.19	28.05	148	31.80	1004	32.21	30.74	+.45	-18.1
▼iSSP500Val	N	IVE	2.14e	2.0		121.12	104.97	1742	105.42	8250	108.54	104.97	-2.14	-7.7
iShNMuBd	N	MUB	2.59	2.4		110.99	106.42	1833	108.37	9612	108.65	108.30	-.24	-2.1
▼iShUKSC bt	A	EWUS	1.38e	4.1		46.20	33.76	4	34.02	23	34.95	33.76	-.87	-22.0
iSRTop200V	N	IWX	1.17e	2.4		55.82	48.74	33	49.72	220	51.11	49.46	-.93	-5.1
iShIntlDev	N	WPS	1.16e	3.2		42.27	34.65	11	35.81	61	36.20	35.36	-.21	-9.3
iShAsia50	N	AIA	1.02e	1.8		72.96	53.05	79	56.32	265	57.88	55.49	-.06	-14.7
iSh20 yrT	N	TLT	3.05	2.6		128.59	111.90	8168	118.48	36764	119.38	117.98	+.07	-6.6
iSRTop200G	N	IWY	.82e	1.1		86.21	70.37	64	74.44	631	77.23	73.78	-.50	+1.8
iSh7-10yTB	Q	IEF	1.96	1.9		106.23	99.60	3530	102.56	25759	103.04	102.31	-.26	-2.9
iShRTop200	N	IWL	1.02e	1.7		68.45	58.68	22	60.63	188	62.68	60.23	-.83	-1.4
▼iShIntSelDv	N	IDV	1.51e	4.7		35.93	29.37	1416	29.78	7607	30.34	29.37	-.26	-11.9
iSh1-3yTB	Q	SHY	.52	.6		84.07	82.83	4449	83.31	31953	83.33	83.18	+.04	-.6
▼iS Eafe	N	EFA	1.66e	2.7		75.27	59.66	50415	60.46	273633	61.78	59.66	-.29	-14.0
▼iShGerSC bt	A	EWGS	.69e	1.4		70.42	49.03	2	49.82	20	50.73	49.03	-.54	-22.5
▼iShEurRE	Q	IFEU	1.46e	4.1		42.63	35.29	0	35.75	11	36.21	35.29	-.18	-13.2
▼iSRusMCV	N	IWS	1.59e	2.0		92.95	80.68	1698	80.54	10168	83.06	80.33	-1.92	-9.7
iShCrLTBd	N	ILTB	2.54	4.3		65.21	56.88	11	58.55	72	58.70	58.15	+.38	-9.6
iSRusMCG	N	IWP	1.02e	.9		137.73	114.94	1119	117.53	6108	121.85	117.08	-1.18	-2.6
iShIntlRE	Q	IFGL	1.48e	5.3		31.77	26.99	72	27.86	500	28.16	27.56	-.12	-7.2
▼iShEuroSC	Q	IEUS	1.08e	2.4		62.36	45.38	17	45.77	172	47.02	45.38	-.72	-20.9
▼iShNorC bt	A	ENOR	.58e	2.4		29.74	24.18	10	24.11	74	24.99	24.06	-.74	-6.5
▼iShRsMd s	N	IWR				56.23	48.54	2529	48.66	11395	50.20	48.50	-.88	
▼iShMrnSC	N	JKJ	1.78e	1.1		186.59	157.04	5	155.21	18	161.00	155.20	-4.00	-10.9
▼iShIreland	N	EIRL	.55e	1.5		50.12	37.15	9	37.25	47	38.11	37.15	-.79	-22.4
▼iSCorSPMid	N	IJH	1.89e	1.1		205.47	174.42	1717	173.35	10752	179.95	172.81	-4.58	-8.7
LgTrmBd	N	IGLB	2.67	4.7		63.67	55.00	281	56.30	496	56.52	55.62	+.70	-10.9
▼iShiBxHYB	N	HYG	5.09	6.1		88.03	82.56	16389	83.16	92482	83.60	82.56	+.33	-4.7
iShFinlC bt	A	EFNL	.51e	1.4		45.01	34.73	5	35.95	28	36.71	35.13	+.58	-8.8
iShSft	N	IGV	.12e	.1		206.66	152.90	341	177.38	1525	185.50	176.21	+.12	+14.8
iShCorUS n	N	FTY				51.25	43.20	159	48.39	863	49.64	48.13	-1.01	-2.5
iShDenC bt	A	EDEN	.81e	1.4		71.11	56.40	5	58.54	101	59.51	57.99	+.08	-13.4
iShs SOX	Q	SOXX	1.55e	1.0		198.84	151.58	455	160.15	2915	165.29	156.52	+2.68	-5.7
iShIndia50	Q	INDY	.15e	.4		39.29	31.04	86	34.16	1009	34.44	32.02	+.43	-8.0
iShNetw	N	IGN	.25e	.5		56.70	47.49	13	49.47	69	51.50	48.95	+.09	+2.0
iShNATch	N	IGM	.73e	.4		211.58	164.93	89	178.71	514	186.03	177.07	+.07	+5.9
iShNsdBio s	Q	IBB				122.97	100.22	1614	101.93	8102	106.62	101.27	-1.71	-4.5
iShResRE	N	REZ	2.01e	3.0		68.13	53.83	13	66.24	80	67.65	65.73	-1.30	+6.4
iSh2019Mun	N	IBMH	.27	1.1		25.44	24.92	75	25.39	310	25.42	25.35	-.01	+.3
iShC&SRE	N	ICF	2.97e	2.9		106.14	88.40	177	102.53	620	105.65	101.99	-2.25	+1.2
iShKLDSoc	N	DSI	1.11e	1.1		108.10	93.50	143	96.53	713	99.44	95.62	-.62	-1.7
iShGbl100 s	N	IOO				49.47	43.63	129	44.06	1657	45.43	43.64	-.41	-4.0
iShConsSv	N	IYC	1.50e	.8		213.17	175.23	45	188.15	207	195.26	187.63	-2.80	+5.0
iShMBS	Q	MBB	3.04e	2.4		106.71	101.75	1230	103.61	5833	103.90	103.42	-.09	-2.8
iShGvCrBd	N	GBF	2.86	2.6		114.56	108.14	8	109.74	55	109.87	109.51	+.29	-3.7
iShIndia bt	A	INDA	.24e	.7		38.21	28.96	3571	32.26	31391	32.59	30.12	+.59	-10.6
▼iSR1KVal	N	IWD	2.41e	2.1		131.56	115.68	5286	116.15	29460	119.44	115.68	-2.14	-6.6
iSMrnSCG	N	JKK	.87e	.5		217.00	168.90	10	174.42	26	182.19	174.33	-3.38	-2.8
iShPoland	N	EPOL	.42e	1.8		30.19	20.91	380	23.35	2240	23.71	22.48	+.18	-13.8
▼iSMCGth	N	IJK	1.88e	.9		238.39	200.44	174	199.66	844	206.96	199.08	-4.38	-7.5
iShIntGvC	N	GVI	1.99	1.9		110.22	106.40	150	107.55	947	107.63	107.30	+.09	-2.0
iSR1KGr	N	IWF	1.45e	1.1		157.30	129.08	3291	135.70	17266	140.82	134.59	-.91	+.8
iSIndiaSC bt	A	SMIN	.10e	.3		55.13	33.22	11	37.36	791	37.62	34.25	+1.00	-28.9
iShBrUSIn s	Q	USIG				56.23	52.28	356	52.79	1364	52.89	52.53	+.25	-5.8
iSRus1K	N	IWB	2.36e	1.6		164.13	140.76	2155	144.49	12235	149.19	143.66	-1.89	-2.8
▼iSR2KVal	N	IWN	1.98e	1.7		137.85	114.34	1614	113.51	11297	118.03	113.08	-3.32	-9.7
iShIntTr s	Q	IGIB				54.84	51.98	1273	52.32	5681	52.38	52.10	+.14	-4.2
iShShrtT s	Q	IGSB				52.38	50.59	1312	51.55	6744	51.56	51.42	+.07	-1.4
▼iSR2KGr	N	IWO	1.36e	.8		220.82	175.64	2231	175.57	7531	184.01	175.04	-3.71	-6.0
iSh10-20TB	N	TLH	2.99	2.3		137.10	125.53	195	130.53	533	131.40	130.22	-.37	-4.0
iShFltRtB	N	FLOT	.32	.6		51.10	50.02	1940	50.46	12518	50.51	50.25	+.09	-.7
▼iShR2K	N	IWM	1.77e	1.3		173.39	141.45	24032	140.61	135038	146.76	140.10	-3.41	-7.8
iSh3-7yTrB	Q	IEI	1.78	1.5		122.75	118.15	628	120.18	5046	120.44	119.92	-.11	-1.6
iShCorHiDv	N	HDV	2.90e	3.3		94.20	82.16	933	88.56	7290	90.91	87.97	-1.27	-1.8
▼iSCorUSVal s	Q	IUSV	1.16e	2.3		58.64	51.06	1119	51.22	9375	52.74	51.06	-1.02	-7.5
iSCorUSGr s	Q	IUSG	.72e	1.3		62.57	51.60	1693	54.87	14235	56.83	54.36	-.35	+2.0
iShChina	N	MCHI	.61e	1.1		76.72	50.45	7810	55.57	47506	56.93	54.01	+.21	-16.5
iShShtTrB	Q	SHV	.03e			110.48	110.18	1553	110.38	8411	110.39	110.32	+.05	+.1
iShUSPfd	Q	PFF	2.13a	6.2		38.55	34.47	4242	34.56	26020	34.97	34.51	-.19	-9.2
iSEafeMnV	N	EFAV	2.81e	4.1		76.51	66.88	2131	68.03	10142	69.03	67.36	-.48	-6.8
iSRus3K	N	IWV	2.47e	1.6		174.73	149.68	2101	153.19	5868	158.28	152.48	-2.11	-3.1
▼iSGblMatl	N	MXI	1.02e	1.8		75.19	57.22	11	58.03	98	59.44	57.22	-.24	-17.2
▲iShUtils	N	IDU	4.54e	3.2		144.73	119.51	51	143.74	327	144.73	140.59	+.81	+8.2
iSUSAMinV	N	USMV	.87e	1.6		57.67	49.71	4808	54.74	29241	55.91	54.24	-.37	+3.7
▼iSMrnSCV	N	JKL	2.98e	2.3		159.20	132.41	11	130.43	55	135.59	130.43	-4.92	-14.3
▼iShMCVal	N	IJJ	2.16e	1.5		171.00	146.11	239	144.82	2460	150.26	144.37	-4.42	-9.5
iShGblUtil	N	JXI	1.99e	3.8		52.44	45.15	8	52.11	107	52.43	50.77	+.60	+5.2
iShTelecm	N	IYZ	.68e	2.5		30.23	26.34	413	27.49	2147	28.33	27.25	-.24	-6.5

Continued on **next page**

NYSE, NYSE American and Nasdaq Exchanges

Continued from **previous page**

Name	Exch. Market	Symbol	Div	Yield	PE	52-week High	52-week Low	Vol 1000s	Friday Last	Vol 1000s	Weekly High	Weekly Low	Chg	YTD % Chg
iShTech	N	IYW	1.20e	.7		196.97	155.43	178	166.28	1042	172.47	163.98	+.99	+2.2
▼iShGblIndl	N	EXI	1.40e	1.7		100.28	79.84	22	80.35	95	82.50	79.84	-.76	-13.5
iShGblCSt s	N	KXI				54.58	47.79	70	48.66	285	49.87	48.48	-.49	
iShREst	N	IYR	2.76e	3.4		83.62	71.27	7739	80.33	39299	82.09	79.93	-1.42	-.8
iSGblCnDis	N	RXI	1.39e	1.3		121.28	103.13	18	104.43	98	107.22	103.29	-.97	-4.5
▼iSh0-5Tips	N	STIP				100.20	97.79	108	97.93	584	98.12	97.79	-.22	-1.9
iShHmCnst	N	ITB	.09e	.3		46.56	29.47	1961	30.38	8356	31.71	30.28	-1.03	-30.5
▼iShInds	N	IYJ	1.65e	1.2		160.57	132.89	97	133.36	612	138.02	132.89	-1.85	-9.5
iShAerosp	N	ITA	1.31e	.7		218.83	178.60	231	183.04	1910	188.88	181.19	+.89	-2.7
iShHltcare	N	IYH	3.01e	1.6		204.83	166.89	208	187.83	618	196.63	187.17	-3.33	+7.8
▼iShFinSv	N	IYG	1.21e	1.0		142.14	116.25	201	115.55	891	120.17	115.20	-4.44	-11.4
▼iShRegBks	N	IAT	.61e	1.5		54.74	41.94	300	41.44	1601	44.21	41.35	-2.85	-15.9
▼iShInsur	N	IAK	.82e	1.4		69.95	57.81	41	57.97	77	59.57	57.81	-1.35	-13.0
▼iShFincls	N	IYF	1.45e	1.3		126.54	109.89	898	109.65	2710	113.36	109.35	-3.28	-8.2
▼iShBroker	N	IAI	.65e	1.1		70.58	57.00	96	56.92	303	59.07	56.78	-1.28	-9.3
▼iShUSEngy	N	IYE	1.14e	3.4		43.75	33.67	1049	33.79	5301	35.25	33.65	-1.24	-14.8
iShESGSel	N	KLD	1.14e	1.1		121.33	105.60	24	107.87	206	111.24	107.26	-1.25	-2.9
▼iShCrSPS s	N	IJR				90.56	72.12	5453	72.37	30746	75.66	72.10	-2.11	-5.8
iShMedDev	N	IHI	1.57e	.8		228.90	170.27	139	204.21	657	213.33	202.21	-.64	+17.7
iShConsGd	N	IYK	2.43e	2.1		130.93	111.06	24	113.24	162	115.41	111.91	-.66	-10.6
iShHltcPrv	N	IHF	.24e	.1		203.31	152.69	114	183.00	407	192.26	182.21	-5.64	+16.7
▼iShCorTlnt	N	IXUS	1.28e	2.4		67.93	53.18	1489	53.86	10604	55.06	53.18	-.41	-14.6
iShPharm	N	IHE	3.11e	1.0		170.26	139.28	17	148.18	147	155.98	147.73	-4.96	-4.0
▼iShBasM	N	IYM	1.42e	1.7		108.32	84.27	109	84.46	579	87.75	84.21	-1.16	-17.4
iShPeru	N	EPU	.70e	2.0		44.95	34.19	29	35.35	200	35.88	35.20	-.21	-13.7
▼iShCorEafe	N	IEFA	1.56e	2.8		70.84	55.96	20643	56.65	100212	57.92	55.96	-.39	-14.3
▼iShOilEq	N	IEZ	.86e	3.8		40.89	22.87	265	22.40	1182	24.17	22.31	-1.78	-37.6
iShDJ US	N	IYY	2.01e	1.5		147.61	126.60	30	129.85	184	134.04	129.18	-1.74	-2.8
▼iShO&GEx	N	IEO	1.06e	1.9		78.68	56.15	145	55.77	717	59.10	55.56	-2.77	-14.1
▼iShAggrAllo	N	AOA	.98e	2.0		56.94	49.50	184	49.89	1081	50.96	49.50	-.39	-7.4
iShCrShUS s	Q	ISTB				49.89	48.64	231	48.95	1538	48.96	48.83	+.11	-1.8
▼iShEurope	N	IEV	1.12e	2.8		50.81	39.37	1066	39.92	7259	40.80	39.37	-.12	-15.5
▼iShGroAllo	N	AOR	.81e	1.9		46.77	41.85	688	42.12	2938	42.78	41.85	-.22	-6.2
▼iSRusMic	N	IWC	1.08e	1.2		110.15	87.93	39	86.69	265	90.58	86.57	-2.96	-9.4
iShModAllo	N	AOM	.71e	2.0		39.05	35.90	598	36.17	4804	36.60	36.00	-.12	-4.9
▼iShMorMI bt	A	IYLD	1.33e	5.4		25.96	23.60	58	23.72	298	23.93	23.60	-.09	-8.2
▼iSMsciVal	N	EFV	1.66e	3.6		59.57	45.87	1754	46.52	12958	47.37	45.87	-.25	-15.7
▼iSSCVal	N	IJS	1.73e	1.3		174.26	138.95	321	137.72	2603	143.81	137.21	-4.37	-10.3
▼iShConsAllo	N	AOK	.64e	1.9		35.27	32.86	174	32.97	2524	33.24	32.86	-.11	-4.8
▼iShEafeGr	N	EFG	1.37e	1.9		85.81	69.76	581	70.70	4076	72.39	69.76	-.34	-12.4
iShSCGrth	Q	IJT	1.54e	.9		209.28	160.85	232	168.46	904	176.17	167.93	-4.30	-1.0
iShB3-18xF s	N	IBCC				24.71	24.56		24.60					
iShiB3-20F s	N	IBCD				25.28	24.15	3	24.38	30	24.41	24.33	-.01	-.6
iShiB3-23x s	N	IBCE				24.38	23.34	4	23.46	13	23.49	23.35	+.07	-3.4
iShBd3-23 s	N	IBDD				26.55	25.31	10	25.50	33	25.55	25.39	+.04	-3.6
iShBd3-20 s	N	IBDC				27.13	25.69	50	25.91	110	25.97	25.86	+.01	-.7
iStar	N	STAR	.36	3.6	15	11.88	9.75	672	10.04	2471	10.54	10.00	-.47	-11.2
iStar pfD	N	STARpD	2.00	8.2		26.00	23.55	5	24.25	25	24.37	24.00	-.05	-4.4
iStar pfG	N	STARpG	1.91	8.7		25.94	21.43	18	21.90	115	22.38	21.80	-.30	-14.2
iStar pfI	N	STARpI	1.87	8.6		25.56	21.25	10	21.82	50	22.41	21.40	-.37	-13.3
IT TchPck	A	ITP			2	1.83	.63	0	.67	34	.74	.67	-.05	-47.8
ITT Inc	N	ITT	.54	1.1	13	63.04	46.10	602	49.48	3529	51.40	48.96	-1.11	-7.3
▼Iberiabnk	Q	IBKC	1.64	2.4	16	87.55	69.61	384	68.94	2029	76.35	68.76	-2.68	-11.0
Iberia pfB	Q	IBKCP	1.66	6.4		28.50	25.33	3	25.97	15	26.20	25.65	+.15	-8.5
▼Iberiab pfC	Q	IBKCO	1.65	6.4		28.45	25.69	2	25.65	8	26.45	25.65	-.25	-8.7
Icahn Ent	Q	IEP	7.00	11.3	26	81.88	51.01	155	61.75	414	67.07	61.50	-4.00	+16.5
IchorHld n	Q	ICHR			7	34.79	15.10	338	16.50	1688	17.11	15.95	-.29	-32.9
Icon PLC	Q	ICLR			33	155.33	101.22	221	133.50	1423	142.06	132.56	-6.13	+19.0
▼IconixBrnd	Q	ICON				2.06	.12	1128	.12	5843	.14	.11	-.02	-91.1
▲Idacorp	N	IDA	2.52f	2.5	25	102.44	79.59	146	100.70	939	102.44	98.82	+.72	+10.2
▼IdealPower	Q	IPWR				2.85	.23	316	.26	1029	.30	.23	-.02	-81.7
Ideanom h	Q	IDEX				7.00	1.41	137	1.53	799	1.70	1.51	-.16	-66.8
Identive If	Q	INVE				6.87	2.91	142	4.25	222	4.91	4.20	-.65	+27.2
▼IderaPh rs	Q	IDRA				20.40	5.20	1009	3.98	1557	7.00	3.89	-2.08	-76.4
IDEX	N	IEX	1.72	1.3	29	157.84	123.47	439	132.56	1961	137.58	132.34	-1.08	+.4
iKangHlth	Q	KANG			8	21.01	14.41	1383	20.33	1702	20.35	17.43	+2.58	+28.7
Ikonics	Q	IKNX				13.03	7.25	6	9.03	9	9.20	8.81	+.03	+20.0
ITW	N	ITW	4.00	3.1	24	179.07	119.38	1986	131.04	9509	135.05	127.43	+1.57	-21.5
Illumina	Q	ILMN			80	372.61	207.51	878	326.46	4110	342.34	315.08	+5.05	+49.4
ImageSens	Q	ISNS			65	6.75	2.50	9	5.22	42	5.59	5.22	-.38	+76.9
▼Imax Corp	N	IMAX				26.10	18.00	383	19.48	2604	19.91	18.00	+.95	-15.9
Immersn h	Q	IMMR			6	17.71	6.31	198	8.44	889	8.86	8.41	+.04	+19.5
ImmuCell	Q	ICCC			97	9.30	6.50	0	7.30	13	7.46	6.95	-.18	-17.0
ImmuneDs	Q	IMDZ				5.05	1.25	289	1.57	3570	2.13	1.57	-.44	-59.7
ImunoGn	Q	IMGN				13.41	5.11	1363	5.18	8475	5.82	5.11	-.16	-19.2
Imunmd	Q	IMMU				27.33	11.82	1150	18.73	8141	19.94	17.40	+1.16	+15.9
Immuron n	Q	IMRN				16.70	4.82	2	7.20	28	8.19	7.11	-.20	+36.1
Immutep	Q	IMMP				4.21	1.25	13	2.34	218	2.50	2.30	-.09	+49.0
▼ImpacMtg	A	IMH				11.60	3.44	69	3.50	258	3.67	3.41	-.14	-65.6
▼ImpOil g	A	IMO	.57	2.2	16	34.56	25.91	331	25.96	1813	27.89	25.89	-2.23	-16.8
Imperva	Q	IMPV				57.65	37.17	899	55.47	5412	55.60	55.45	-.05	+39.7
Impinj n	Q	PI				28.48	9.95	252	17.17	1198	18.39	17.05	-.76	-23.8
▲ImprimisP	Q	IMMY				6.50	1.45	543	5.83	5496	6.50	4.76	+.89	+242.9
IncOpR	A	IOR			26	14.25	9.26		11.98	11	12.26	11.11	+.20	+8.1
Incyte	Q	INCY				102.63	58.33	1185	66.25	6423	68.87	63.54	+1.74	-30.0
▼IndCDrillg	N	ICD				5.48	2.99	188	3.00	948	3.62	2.97	-.20	-24.6
IndepHld	N	IHC	.25f	.7	16	40.66	26.55	16	37.78	44	39.15	37.70	-.85	+37.6
IndepRT	N	IRT	.78a	7.6	21	10.59	8.26	1235	10.32	2762	10.47	10.06	+.02	+2.3
IndBkMA	Q	INDB	1.52	2.1	19	95.00	66.90	78	71.62	480	76.48	71.47	-3.49	+2.5
IndBkMI	Q	IBCP	.60	2.9	16	27.10	20.70	98	20.86	574	21.78	20.79	-.53	-6.7
▼IndepBkTX	Q	IBTX	.56	1.2	11	79.00	49.05	498	47.68	1566	52.59	47.45	-4.69	-29.5
IndiaFd	N	IFN	1.82e	2.1		28.74	19.66	52	21.67	505	22.16	20.82	+.05	-17.0
IndoTel s	N	TLK	.67			32.51	21.75	1206	25.78	4026	27.11	24.74	+.61	-20.0
▼IndSvAm If	Q	IDSA				2.70	1.16	1	1.22	25	1.36	1.16	-.07	-25.6
IndLogis n	Q	ILPT	.60e		34	24.70	17.21	464	20.12	2466	21.61	20.04	-1.35	-13.8
IndBach	N	IBA	.87e	2.2		64.44	38.61	34	39.07	101	41.58	38.90	-2.15	-31.8
Infinera	Q	INFN				12.39	4.11	1536	4.13	9287	4.55	4.12	-.25	-34.8
▼InfinityPh	Q	INFI				2.92	1.18	397	1.22	2330	1.35	1.17	-.07	-39.9
InflaRx n	Q	IFRX			59	42.83	17.50	12	27.20	157	30.08	26.66	-2.62	+29.8
InfoSvcs	Q	III	.20f	4.8	5	5.45	3.83	63	4.17	320	4.41	4.12	+.03	
Infosys s	N	INFY			18	10.65	7.85	7799	9.89	36908	10.01	9.43	+.20	
InfrREIT n	N	HIFR	1.00	4.7	17	23.34	17.60	301	21.24	1996	21.32	21.08	+.03	+14.3
InfrEnAlt	Q	IEA				11.27	7.31	57	8.58	146	9.42	8.06	-.03	-13.5
InfuSystem	A	INFU				3.65	2.20	11	3.41	40	3.61	3.35	+.03	+48.3
IngerRd	N	IR	2.12	2.2	22	107.08	79.63	1685	95.97	7640	100.14	95.55	-2.01	+7.6
Ingevity	N	NGVT				106.59	66.57	354	82.98	2591	87.86	77.53	-2.20	+17.8
InglesMk h	Q	IMKTA	.66	2.2	13	37.65	26.52	42	29.43	352	32.54	28.20	+.61	-14.9
Ingredion	N	INGR	2.50f	2.6	15	146.28	89.48	620	95.68	2850	98.31	94.69	-1.53	-31.6
▼InnerWkgs	Q	INWK				10.59	3.51	233	3.73	1158	3.94	3.51	-.16	-62.8
Innodata	Q	INOD				2.05	.96	15	1.73	145	1.85	1.61	-.08	+27.2
▼Innophos	Q	IPHS	1.92	8.0	19	50.40	24.21	249	24.13	687	25.64	23.75	-.56	-48.4
Innospec	Q	IOSP	.90f	1.4	26	83.20	62.13	77	66.45	379	69.34	63.56	+.37	-5.9
InnovBio rs	Q	INNT				50.50	2.20	2161	2.83	9614	3.32	2.21	+.59	-53.6
InnovInd n	N	IIPR	1.40	2.7		55.63	19.52	197	52.11	815	53.34	49.79	+2.17	+61.3
Innolnd pfA	N	IIPRpA				29.50	25.72	13	27.91	19	28.34	27.06	-.24	-.1
InnovSolu	Q	ISSC			9	3.80	2.02	253	2.18	296	2.19	2.02	+.13	-25.9
InnvBuf n	N	BOCT				24.61	22.80	4	22.85	11	23.33	22.81	-.17	-6.8
InnvPwB n	N	POCT				25.95	23.28	19	23.33	83	23.71	23.29	-.12	-5.0
InnvUltB n	N	UOCT				24.58	23.40	212	23.44	553	23.81	23.41	-.15	-4.4
Innoviva	Q	INVA	1.00	5.9	13	18.60	13.06	994	16.81	3756	17.95	16.64	-.83	+18.5
Innsuites	A	IHT	.01	.6		3.70	1.24	6	1.55	15	1.78	1.55	-.10	-11.4
Inogen	Q	INGN			70	287.79	112.78	412	130.79	1934	142.00	128.50	-8.13	+9.8
Inovalon n	Q	INOV	.12p			15.55	8.90	1068	13.81	4470	14.45	12.00	+.76	-7.9
InovioPhm	Q	INO				6.30	3.64	1146	4.86	4146	5.38	4.84	-.30	+17.7
Inphi	N	IPHI			43	42.34	23.65	948	32.96	4292	36.52	32.73	-2.50	-9.9
Inpixon rs	Q	INPX				657.60	3.00	55	3.18	468	4.38	3.11	-.45	-98.7
InseegoCp	Q	INSG				4.49	1.50	348	3.71	2700	4.08	3.60	-.02	+130.4
InsightEnt	Q	NSIT			13	56.86	32.11	106	42.17	825	43.79	41.95	-.37	+10.1
InsightS n	N	INSI	.80	4.5		20.84	17.58	18	17.67	128	17.92	17.61	-.07	-11.2
Insignia s	Q	ISIG	.70e			2.40	1.13	9	1.62	37	1.70	1.60		+36.1
Insmed	Q	INSM				33.94	13.85	696	14.64	3219	16.43	14.44	-1.12	-53.0
Insperity s	N	NSP	.80	.8	31	121.15	55.40	336	94.34	1544	98.68	93.75	+.30	+64.5
InsprMed n	N	INSP				57.87	22.50	165	41.36	1297	41.89	37.03	+4.29	+65.6
▼InspEnt	Q	INSE				12.15	3.86	4	5.03	36	5.39	3.86	-.30	-48.7
InstlldBPd	N	IBP			18	78.15	29.24	198	32.76	930	35.71	32.59	-2.75	-56.9
▼Insteel	Q	IIIN	.12a	.5	15	43.78	24.73	98	24.67	476	26.43	24.58	-.86	-12.9
Instructre n	N	INST				49.18	29.48	230	37.53	1362	38.67	36.70	+.50	+13.4
Insulet	Q	PODD				108.91	67.43	539	79.68	2229	86.14	78.99	-1.07	+15.5
▼InsysTher s	Q	INSY				14.00	4.90	547	4.91	3402	5.32	4.80	-.27	-49.0
▲IntecPhm n	Q	NTEC				8.20	3.55	500	8.13	2342	8.24	7.34	+.78	+57.9
IntegerHl	N	ITGR				90.03	42.50	202	84.27	1038	86.83	82.03	+.51	+86.0
IntegLfSc s	Q	IART			49	67.50	45.96	896	48.39	2903	51.01	48.38	-1.57	+1.1
▲IntgDv	Q	IDTI			2	48.70	26.96	1211	48.03	9115	48.70	47.51	+.07	+61.6
IntegMed n	Q	IMTE				44.00	1.85	1	5.17	4	6.68	5.12	-.34	-8.2
Intel	Q	INTC	1.20	2.5	18	57.60	42.04	26338	47.86	128330	48.76	46.01	+1.62	+3.7
▼Intellia n	Q	NTLA				35.99	15.55	365	15.73	2110	17.14	15.49	-.19	-18.2
Intellichk	A	IDN				3.18	1.50	15	2.27	141	2.34	2.12	+.12	-11.3
IntellgSys	A	INS				14.98	4.05	12	13.00	80	14.22	11.83	+.05	+185.1
Intelsat	N	I				37.70	2.44	1089	23.00	8498	23.90	20.50	+1.43	+578.5
IntParfum	Q	IPAR	.84	1.4	38	67.50	41.30	77	60.66	384	63.38	58.82	+1.74	+39.6
InterXion	N	INXN				68.95	54.35	365	58.15	2378	61.56	57.98	-2.10	-1.3
InterceptP	Q	ICPT				133.74	51.05	340	108.01	2649	114.99	100.56	+5.75	+84.9
IntcntlExc s	N	ICE	.88e	1.1	18	82.65	66.92	2298	77.10	12542	79.87	76.71	-1.21	+9.3
IntCtlHtls	N	IHG				69.23	50.84	96	53.25	904	54.71	52.45	-.34	-16.2
InterDig	Q	IDCC	1.40	2.0	13	85.85	68.22	192	71.76	1375	74.56	71.17	-.25	-5.8
▼Interface	Q	TILE	.26	1.8	18	26.25	14.67	330	14.49	1826	15.56	14.36	-.62	-42.4
Intergroup	Q	INTG				39.35	21.30	2	33.00	10	33.62	30.80		+38.4
IntInkEl n	Q	LINK			36	7.00	2.50		3.20	6	3.25	3.16	+.18	-38.7
Intermolec	Q	IMI				1.98	.88	228	.99	797	1.10	.93	+.06	-27.7
▼Internap rs	Q	INAP				18.04	4.42	380	4.42	2315	5.50	4.39	-.88	-71.9
▼IntlBcsh	Q	IBOC	.66	1.9	12	47.95	34.61	170	34.75	1282	35.92	34.60	-.66	-12.5
IBM	N	IBM	6.28	5.2	9	171.13	114.09	4552	119.90	24262	123.81	118.52	+.56	-21.8
IntFlav	N	IFF	2.92	2.2	37	157.40	122.11	846	135.50	4361	140.25	134.25	-1.50	-11.2
IntlGmeT n	N	IGT	.80	5.1		31.00	14.14	2093	15.56	10882	17.31	15.37	-1.32	-41.3
IntlMonExp	Q	IMXI				13.38	9.06	26	11.43	51	12.16	11.00	-.24	+15.2
IntPap	N	IP	1.90	4.4	14	66.94	39.60	3445	43.44	16202	45.40	42.68	-1.32	-25.0
IntlSeaw n	N	INSW				24.78	15.23	190	18.34	612	19.44	17.63	-.03	-.7
IntlSpdw	Q	ISCA	.47f	1.1	8	49.95	35.12	89	43.22	601	43.89	42.38	+.78	+8.5
IntTower g	A	THM				.78	.30	60	.41	209	.47	.39		-5.8
IntrntGold	Q	IGLD				10.91	2.11		2.53	3	2.75	2.39	+.07	-70.1
IntrntInitJ	Q	IIJI	.12e	1.0		12.50	8.76	1	11.48	22	12.17	11.42	-.40	+26.0
IntrpDia rs	Q	IDXG			1	1.78	.77	169	1.02	952	1.05	.98	+.01	
Interpublic	N	IPG	.84	3.8	14	26.01	18.99	4380	22.21	24012	24.16	22.08	-.43	+10.2
IntersENT	Q	XENT				42.95	25.15	229	30.60	1201	32.61	30.13	-.16	-5.6
▲Intersectns	Q	INTX				3.67	1.29	127	3.67	791	3.67	3.64	+.03	+62.4
▼IntstP pfD	N	IPLpD	1.28	5.5		27.86	22.34	7	23.30	38	23.93	22.34	-.27	-8.6
inTestCorp	A	INTT			15	9.50	5.75	20	6.36	115	7.19	6.27	-.38	-26.5
Intevac	Q	IVAC			93	7.55	4.21	32	4.66	354	4.76	4.35	+.03	-32.0
IntraCellu	Q	ITCI				25.82	13.29	395	13.55	2670	16.76	13.51	-1.54	-6.4
▼IntPotash	N	IPI				5.31	2.91	603	2.89	2682	3.14	2.84	-.18	-39.3
▼Intrexon	Q	XON				20.16	8.51	1127	8.29	5601	9.29	8.25	-.77	-28.0
IntriCon	Q	IIN				76.80	16.70	196	26.84	1171	32.80	26.65	-4.25	+35.6
Intuit	Q	INTU	1.88	.9	44	231.84	150.43	2207	200.93	9973	212.96	200.35	-1.53	+27.3
IntSurg s	Q	ISRG			72	581.12	359.75	754	491.81	3907	526.15	482.25	+.12	+34.8
Inuvo	A	INUV				1.55	.36	64	1.16	453	1.16	1.00	+.03	+42.8
Invacare	N	IVC	.05	1.0		20.00	4.66	481	4.80	3338	5.39	4.72	-.05	-71.5
Invesco24 n	N	IHTA				10.33	8.28	38	9.57	196	9.60	9.34	+.13	-7.2
InvHiIn23 n	N	IHIT				10.80	9.53	75	9.87	284	10.11	9.87	-.03	+.8
InvAdvMu2	A	VKI	.78	7.8		11.58	9.79	212	9.95	1011	10.32	9.94	-.25	-12.6
InBLDR As	Q	ADRA	.72e	2.4		37.70	28.83	1	29.41	5	29.92	29.11	-.38	-14.9
▼InBLDR Dv	Q	ADRD	.72e	3.6		25.31	20.05	2	20.19	338	20.75	20.05	-.26	-14.2
InBLDR Em	Q	ADRE	.60e	1.6		48.92	35.83	5	37.20	23	37.92	36.59	-.19	-13.7
▼InBLDR Eu	Q	ADRU	.78e	3.9		24.65	19.30		19.77	5	19.89	19.30	+.03	-13.7
▼Inv Bond	N	VBF	.83a	4.9		20.16	16.96	22	17.02	153	17.30	16.96	-.06	-14.4
InvCAVal	N	VCV	.79	7.1		12.93	11.04	190	11.23	906	11.57	11.16	-.05	-10.7
▼InvDynCrd	N	VTA	.90	8.7		12.01	10.46	383	10.35	2031	10.82	10.31	-.14	-11.6
▼In SCMatII	Q	PSCM	.41e	1.0		57.10	41.57	2	41.31	23	43.08	41.31	-1.04	-21.1
InSC UtilII	Q	PSCU	1.21e	2.3		58.23	47.05	4	53.35	29	55.02	52.65	-.17	+1.0
InOpYCmd	Q	PDBC				19.48	15.67	1489	16.00	9686	16.28	15.96	-.26	-8.3
InvMltStr	Q	LALT				25.26	19.75	0	22.40	4	22.40	21.99	+.29	+5.4
InvGDrChi	Q	PGJ	.20e	.6		50.87	31.58	5	33.77	61	34.87	32.96	+.06	-24.7
PwSClnEn	N	PBW	.07e	.3		27.17	22.27		26.08					+2.8
InvDivAch	Q	PFM	.50e	1.9		28.05	24.48	43	25.87	159	26.54	25.79	-.29	-2.2
InvHiYlDv	Q	PEY	.68	4.1		18.61	16.53	206	16.74	830	17.09	16.68	-.26	-6.0
InvIntlDiv	Q	PID	.65e	4.4		17.38	14.42	233	14.75	1706	15.03	14.61	-.15	-10.8
PwSLgCG	N	PWB	.21e	.5		45.64	40.25		45.62					+10.0
PowShMkt	N	PWC	.97e	1.0		103.21	90.75		101.61					+6.7
PS OilSv	N	PXJ	.28e	2.8		10.85	8.23		9.87					+3.5
InvNsdMo	Q	DWAQ	.06e	.1		118.73	89.79	0	92.33	8	95.97	91.68	+.26	-10.0
▲InvUtils	Q	PUI	.63e	2.0		31.40	23.64	381	31.05	1095	31.40	30.39	+.16	+11.6
InvWtrRs	Q	PHO	.18e	.6		32.54	28.20	33	28.91	140	29.71	28.65	-.21	-4.5
▼InvBuybk	Q	PKW	.52e	.9		63.49	54.60	428	54.76	6372	56.57	54.60	-1.16	-7.2

Name	Exch. Market	Symbol	Div	Yield	PE	52-week High	52-week Low	Vol 1000s	Friday Last	Vol 1000s	Weekly High	Weekly Low	Chg	YTD % Chg
PSRussl200	N	EQWL	.80e	1.5		56.31	50.03		53.30					+.6
InvNasIntn	Q	PNQI				147.75	108.87	50	116.14	139	120.61	114.51	+.45	+.4
▼InvSmMid	Q	PRFZ	1.30e	1.1		146.46	120.35	310	119.42	1404	124.40	119.03	-3.19	-8.1
▼InvBasMat	Q	PYZ	.61e	1.1		75.26	54.80	4	54.45	142	56.80	54.45	-1.66	-22.9
Inv CnsCyc	Q	PEZ	.30e	.6		60.42	47.36	6	48.58	30	50.85	48.47	-1.85	-3.4
InvTechM	Q	PTF	.26e	.5		68.67	49.68	6	54.56	49	56.88	54.00	+.51	+3.5
InvDWA M	Q	PDP	.11e	.2		60.23	49.44	155	49.83	711	51.80	49.73	-.68	-3.5
▼InvInds	Q	PRN	.19e	.4		66.55	52.87	4	52.41	35	54.67	52.41	-1.03	-14.0
InvHlthcr	Q	PTH				99.51	69.35	15	76.14	129	80.50	75.93	-1.19	+5.6
▼Inv Fincl	Q	PFI	.14e	.5		37.29	29.94	1	29.53	57	30.62	29.53	-1.01	-15.9
▼InvEngy	Q	PXI	.69e	2.3		46.64	30.92	16	30.53	125	32.47	30.49	-1.84	-22.7
InvCnsStp	Q	PSL	.67e	1.0		73.71	62.30	12	69.56	156	71.19	68.93	-.16	+6.9
In1-30TrlI	Q	PLW	.72	2.3		33.04	30.32	9	31.47	148	31.59	31.35	-.01	-4.0
▼InSC InfoII	Q	PSCT	.08e	.1		89.80	71.20	29	70.68	145	73.85	70.39	-.94	-7.5
▼InSC Ind II	Q	PSCI	.40e	.7		76.19	57.53	4	57.06	79	59.65	57.00	-1.49	-11.5
InSC HCrII	Q	PSCH				145.25	95.95	250	115.90	653	123.72	115.32	-5.37	+17.6
InSC FinII	Q	PSCF	.97e	1.7		60.55	50.44	13	51.60	62	53.38	51.60	-1.64	-5.3
▼InSC EgyII	Q	PSCE	.14e	1.4		18.77	10.15	230	9.72	434	10.77	9.68	-1.08	-36.9
InSC CnS II	Q	PSCC	1.34e	1.8		87.16	65.00	83	74.35	146	76.88	74.35	-1.99	-.6
▼InSC CnDsII	Q	PSCD	.35e	.6		72.14	56.12	7	55.97	41	58.36	55.97	-1.58	-8.5
PS Dv exNA	N	PBDM				27.90	25.06		26.09					+.2
PS Rs1KLB	Q	USLB				32.32	29.19		31.45					+.8
InLadR0-5 II	Q	LDRI	.58	2.4		25.41	23.97	1	24.52	4	24.53	24.42	+.11	-1.5
▼InKBWRg II	Q	KBWR	.79e	1.7		61.23	47.48	16	46.73	57	49.45	46.68	-2.68	-16.6
▼InP&CInsII	Q	KBWP	.69e	1.1		65.50	57.19	4	56.89	15	59.64	56.67	-1.83	-4.2
InKbwReit	Q	KBWY	1.55	5.1		36.83	29.75	44	30.42	291	31.10	30.31	-.65	-14.1
PS VarPfd	N	VRP	1.20	4.8		25.80	24.83		24.88					-3.0
▼InKbwHiD II	Q	KBWD	1.48	7.1		24.08	21.02	67	20.95	315	21.59	20.89	-.60	-11.3
▼In KBWBkII	Q	KBWB	.58e	1.3		60.38	45.96	392	45.65	3820	48.17	45.54	-2.67	-17.0
▼InIntByb II	Q	IPKW	.29e	1.0		40.14	29.66	117	29.83	664	30.51	29.66	-.57	-20.6
InGlbWtII	Q	PIO	.34e	1.5		27.16	22.98	13	23.42	150	24.04	23.24	-.24	-10.0
PS SPX HiD	N	SPHD	1.30	3.2		43.25	38.14		40.38					-4.8
PS EMkMom	N	EEMO				22.52	19.10		20.17					-1.7
InGlGoldII	Q	PSAU	.10e	.6		21.02	14.29	2	16.59	154	16.86	16.50	-.08	-15.6
▼InGlbAgrII	Q	PAGG	.74e	3.0		28.90	24.57		24.88	61	25.35	24.57	-.77	-9.1
PSSPIntDv	N	IDMO	.59e	2.1		30.54	27.63		27.70					-1.6
▼In IntlLB II	Q	IDLB				32.01	26.31	1	26.62	120	27.07	26.31	-.12	-11.7
PS SP LwV	N	SPLV	.85	1.8		49.36	44.46		46.93					-1.7
InDWATcR II	Q	DWTR				32.23	25.32	11	25.60	70	26.77	25.59	-.24	-9.4
InTactII	Q	DWIN	1.18	4.9		27.36	23.83	6	24.22	97	24.36	23.95	+.10	-9.9
▼In SmCMoII	Q	DWAS	.07e	.2		59.52	45.89	149	45.91	336	48.00	45.79	-.65	-5.8
▼InDWA MoII	Q	DWLV				34.27	28.86	2	29.00	25	29.77	28.86	-.15	-13.4
InEmMomII	Q	PIE	.12e	.7		22.22	15.42	81	16.02	371	16.29	15.78	+.01	-22.1
InDevMoII	Q	PIZ	.26e	1.1		29.70	22.96	59	23.37	292	24.00	23.15	-.26	-15.4
InvHiInc2	N	VLT	1.24	9.6		14.80	12.73	13	12.95	394	13.19	12.90	-.01	-12.0
Invsco iim	N	IIM	.84	6.3		14.98	13.09	158	13.35	1017	13.75	13.35	-.19	-10.4
▼Invesco	N	IVZ	1.16	6.8	7	38.43	17.13	5087	16.95	28264	18.54	16.86	-1.57	-53.6
InvMtgCap	N	IVR	1.68	10.7	6	18.86	14.53	808	15.73	4566	15.78	15.46	+.15	-11.8
InvMtg pfA	N	IVRpA	1.94	7.7		25.52	24.24	11	25.14	58	25.18	25.00	+.14	+.5
InvMtg pfB	N	IVRpB	1.94	7.6		26.53	24.25	8	25.36	67	25.54	25.15	-.04	-1.6
InvMtg pfC	N	IVRpC	1.88	7.7		25.25	23.40	64	24.50	260	24.68	24.22	-.15	-2.0
Invsco oia	N	OIA	.39	5.5		8.25	7.00	110	7.12	508	7.22	7.05	-.01	-11.0
InvMuOpTr	N	VMO	.88	7.9		12.51	10.89	355	11.09	1940	11.53	11.04	-.26	-10.6
InvMuniTr	N	VKQ	.82	7.4		12.72	10.87	313	11.09	1282	11.49	11.05	-.25	-11.3
▼InvPAVal	N	VPV	.79	6.9		12.26	11.45	107	11.50	357	11.78	11.38	-.17	-5.3
Inv QQQ	Q	QQQ	1.31e	.8		175.21	150.13	55606	161.08	298938	167.60	159.41	-.30	+3.4
Invsco iqi	N	IQI	.76	6.8		12.59	11.03	218	11.17	871	11.47	11.15	-.14	-10.7
▼InvSrInco	N	VVR	.31	7.8		4.49	4.03	525	3.98	3941	4.10	3.97	-.02	-9.3
InvTrIG	N	VGM	.88	7.7		13.48	11.20	214	11.42	1041	11.73	11.42	-.26	-13.4
InvTrNY	N	VTN	.85	7.1		13.84	11.83	58	12.00	362	12.33	12.00	-.20	-12.5
Investar	Q	ISTR	.18f	.8	23	29.90	22.53	16	23.80	62	25.80	23.50	-1.50	-1.1
InvTech	N	ITG	.28	.9		30.25	18.36	352	30.05	2208	30.14	30.01	-.04	+56.1
InvestBncp	Q	ISBC	.44f	4.0	17	14.69	10.27	1634	11.11	15007	11.82	11.06	-.64	-20.0
InvRlEst	N	IRET	.28	5.4	5	6.00	4.05	421	5.23	2729	5.33	5.06	-.05	+4.8
InvRlE pfC	N	IRETpC	1.66	7.1		26.08	22.29	10	23.42	40	24.14	22.52	+.25	-10.0
InvTitl	Q	ITIC	1.60a	.9	14	221.88	156.00	3	180.55	41	185.00	178.38	-.61	-9.0
Invitae n	N	NVTA				18.38	4.35	644	12.04	2839	12.96	11.88	-.31	+32.6
InvitHm n	N	INVH	.44	2.1		24.30	20.25	2256	21.37	11506	21.92	21.20	-.41	-9.3
InVivoTh rs	Q	NVIV				26.25	1.66	63	1.86	224	2.06	1.86	-.16	-90.3
IonisPhm	Q	IONS				59.81	39.07	635	52.93	5094	56.51	52.16	-.19	+5.2
IovanceTh	Q	IOVA				19.90	7.85	1057	9.68	5690	10.36	9.38	+.71	+21.0
iPBetaCmd	N	BCM				31.46	26.01	2	26.81	16	27.17	26.83	-.45	-8.3
iPS&PWtd	N	SBV				26.59	22.40		23.51					+12.8
iPBetaAlu	N	FOIL				30.20	26.92		27.14					-8.3
iPBetaCrOil	N	OLEM				23.25	15.76	3	16.13	5	16.64	16.10	-.39	-8.9
iPBtaLvstk	N	LSTK				46.09	39.79		42.10					-6.0
iPTr5yBear	Q	DFVS				39.82	30.94		35.90	3	36.11	35.44	+.00	+13.2
▼iPUST5yBull	Q	DFVL				63.28	60.34		60.34	0	60.34	60.34	-1.19	-7.8
iRadimed	Q	IRMD				38.78	12.51	77	27.02	448	28.24	25.20	+1.62	+78.3
▼Iridex	Q	IRIX				9.48	4.09	47	4.15	297	4.60	4.06	-.11	-45.5
IridiumCm	Q	IRDM			24	24.35	10.75	652	20.10	3131	22.15	20.08	-1.57	+70.3
Iridium pfB	Q	IRDMB	16.88	2.3		817.58	398.26		724.45	0	724.45	724.45	-17.06	+80.2
IronMtn	N	IRM	2.44f	7.0	30	40.75	30.22	2563	35.02	10167	35.03	33.49	+1.58	-7.2
IronwdPh	Q	IRWD				21.20	11.02	1247	11.75	10695	12.49	11.13	-.56	-21.6
iShItaly rs	N	EWI				34.45	24.39	3040	24.91	5477	25.43	24.45	+.16	-18.2
▼iShJapan rs	N	EWJ				64.71	52.47	15727	52.96	71440	54.12	52.47	-.58	-11.6
▼iSMlasia rs	N	EWM				36.56	29.12	1068	29.58	10857	29.82	29.12	-.13	-10.3
iShSing rs	N	EWS				28.35	21.58	536	22.52	3269	22.96	22.33	-.17	-13.2
iSTaiwn rs	N	EWT				39.36	31.55	5974	32.44	36400	33.24	31.95	+.16	-10.4
▼iSh UK rs	N	EWU				38.05	29.64	2675	30.13	18087	30.76	29.64	-.17	-15.9
iSh0-5IGCp	N	SLQD	.79	1.6		50.32	49.20	110	49.41	920	49.44	49.29	+.11	-1.7
iShCvBd	N	ICVT	.67e			60.27	53.04	45	54.28	220	55.47	54.17	-.22	-1.5
iShCorEM	N	IEMG	.95e	2.0		62.70	45.35	27493	48.15	144851	49.22	47.07		-15.4
iSh 10 Cp n	N	LLQD				51.31	44.40	2	45.52	3	45.56	45.10	+.58	-11.2
iSh 5-10Cp n	N	MLQD				49.70	45.70		46.92	0	46.87	46.87	+.16	-5.0
iShRUT P n	Q	AMCA	.26e			29.02	25.28	1	26.24	72	26.78	26.18	-.31	-4.1
iSh USD n	Q	SUSC				25.49	23.57	13	23.80	74	23.89	23.72	+.02	-6.5
▼iShColomC	N	ICOL	.43e	3.6		16.51	11.88	3	11.88	40	12.21	11.88	-.42	-17.7
iShEnhBd n	N	IGEB				50.67	46.85	9	47.20	50	47.27	46.93	+.16	-6.2
iSh 1-5Yr n	Q	SUSB				25.21	24.32	37	24.43	100	24.46	24.32	+.03	-2.1
▼iShDefBd n	N	HYDB				51.20	47.30		47.73	6	47.72	47.30	+.35	-5.8
▼iShFSIntSC	N	ISCF	.12p			34.73	26.55	131	26.63	366	27.25	26.55	-.47	-17.9
▼iShRs2500 n	N	SMMD				48.83	40.70	4	40.40	208	41.88	40.64	-.96	-7.5
▼iShFacSIntl	N	INTF	.17p			31.21	24.10	1038	24.35	3155	24.90	24.10	-.26	-15.6
iShArgGl n	N	AGT				32.94	20.00	2	20.83	7	21.81	20.80	-.59	-31.0
▼iShFS USA	N	LRGF	.19e			34.22	29.20	223	29.37	1526	30.30	29.20	-.47	-7.6
iShFSUsaSC	N	SMLF	.23e			45.04	36.95	24	37.28	744	38.86	37.10	-.80	-5.7
▼iShFacSGbl	N	ACWF	.11p			33.19	26.83	58	27.05	486	27.81	26.83	-.23	-11.8
iSh iBd23 n	N	IBML				25.41	24.60	14	24.98	144	25.01	24.92	-.04	-1.0
iSh IntDv n	N	IDEV				62.47	49.52	285	50.28	1183	51.35	49.68	-.33	-14.1
iShMgRE rs	N	REM				47.39	39.80	266	43.00	1408	43.63	42.77	-.49	-4.9
iShExpoTc	Q	XT	.14p			39.15	33.75	126	34.49	695	35.64	34.32	-.35	-2.7
▼iSh0-5HYCp	N	SHYG	2.38	5.2		47.47	45.32	875	45.55	3185	45.75	45.32	+.08	-3.4
▼iShDvlValu	N	IVLU				28.44	22.43	82	22.70	656	23.14	22.43	-.09	-14.1
iSh 3-10yr n	N	IMTB				49.77	46.94	11	47.70	60	47.83	47.53	+.07	-4.0
iShSaudi	N	KSA				31.99	25.31	67	29.35	195	29.68	28.70	+.25	+12.1
iSh USA	Q	ESGU	.92e	1.6		64.77	55.55	19	57.19	88	59.02	56.99	-.74	-1.9
iSh MinVl n	N	SMMV				33.40	27.25	14	30.32	187	31.21	30.26	-.41	+3.9
▼iShHYlexOG	Q	HYXE				51.40	48.85	0	49.22	7	49.22	48.85	+.17	-3.6
▼iShIntDevM	N	IMTM	.30p			33.00	26.21	30	26.45	174	27.11	26.21	-.25	-13.3
▼iShIntDevQ	N	IQLT	.55p			31.40	26.02	32	26.29	308	26.86	26.02	-.17	-11.3
▼iShLwCarb	N	CRBN	.94p			125.97	107.01	6	107.38	76	110.42	107.01	-.86	-8.2
▼iShFallAn n	Q	FALN	1.48a	5.9		30.06	24.89	45	25.06	146	25.31	24.89	+.02	-7.7
▼iShDvlSize	N	ISZE				29.72	24.47		24.84	3	24.93	24.47	-.09	-12.3
iShCHdEM	N	HEEM	1.26e	2.0		28.95	22.54	14	23.80	279	24.17	23.35	+.14	-10.2
iShMsciChA	A	CNYA				35.68	23.23	10	24.50	86	25.08	24.16	+.06	-23.5
▼iSh Esg Eafe	Q	ESGD				72.49	58.15	62	58.79	656	60.03	58.15	-.36	-13.3
▼iSh IntDvGr	N	IGRO				62.04	49.64	8	50.08	27	51.67	49.64	+.05	-15.7
iSh GlbImp	Q	SDG	1.18e	2.2		62.84	52.50	6	54.67	28	55.75	53.50	+.05	-7.6
iShiB20Mun	N	IBMI	.24	.9		25.44	25.17	64	25.35	383	25.39	25.30		
▼iShIntHdHi	N	HYGH	4.56	5.2		94.10	87.38	31	88.08	199	88.67	87.38	+.31	-3.0
▼iShCHAust	N	HAUD	1.81p			25.31	22.22		22.49	0	22.49	22.22	-.22	-8.2
iShCTotBd s	Q	IUSB				50.97	48.34	279	48.99	1934	49.03	48.89	+.07	-3.7
iShCDivGr	N	DGRO	.65e	1.9		37.93	32.82	2682	34.26	9921	35.27	34.01	-.45	-1.5
▼iShCHEmu	N	HEZU	.64e	1.9		31.62	26.26	495	26.87	2868	27.27	26.26	+.26	-9.9
iShGblReit	N	REET	.94e	3.8		26.68	23.40	137	25.01	1916	25.43	24.89	-.40	-4.1
▼iSh AdapC	N	DEFA	.48p			30.45	25.50		25.56	0	25.67	25.50		-13.1
▼iSh AdapEu	N	DEZU	.56p			30.64	24.44		24.71	2	24.85	24.44	+.04	-14.1
iShCoreInt	N	IAGG				53.04	51.58	89	52.56	737	52.56	52.37	+.08	+1.0
iShCorePac	N	IPAC	1.06e	2.0		63.99	51.91	445	52.83	988	53.90	52.33	-.59	-11.4
▼iShCHGer	Q	HEWG	.68e	1.9		30.35	23.81	69	24.29	843	24.63	23.81	+.18	-15.3
iShIntHdCp	N	LQDH	2.76a	3.0		99.18	91.38	2	92.28	67	92.64	91.41	+.49	-5.2
▼iShCHCda	N	HEWC	1.41e	1.9		27.27	23.67	3	23.65	72	24.13	23.62	-.27	-10.4
iShJpMinV	N	JPMV	.70e	1.1		72.41	63.16	3	64.33	20	65.22	63.82	-.63	-5.3
iShEuMinV	N	EUMV	.67e	2.9		26.69	23.01	1	23.34	10	23.66	23.12	-.08	-7.9
▼iShCorEur	N	IEUR	1.18e	2.8		53.97	41.61	1086	42.19	6372	43.07	41.61	-.22	-15.9
iShxJMinV	N	AXJV	.84p			38.95	32.70	1	33.85	1	34.23	33.87	+.22	-6.9
iSh2022Mu	N	IBMK	.09e			25.83	25.21	27	25.53	182	25.55	25.48		-.6
▼iSh UAE	Q	UAE	.63e	4.5		18.08	13.65	2	14.01	27	14.26	13.65	-.10	-16.6
iShEm exCh	N	EMXC				58.49	44.91	1	46.11	27	47.09	45.34	-.26	-14.5
iSh Qatar	Q	QAT	.66e	3.4		19.77	14.41	10	19.26	63	19.52	19.12	-.20	+18.9
iShYdOpBd	N	BYLD	.75	3.2		26.66	23.53	4	23.72	27	23.75	23.61	+.04	-5.1
iSh2021Mu	N	IBMJ	.07e			25.65	25.16	48	25.40	264	25.42	25.35		-.1
iShRussia rs	N	ERUS				39.23	30.66	363	33.11	1522	34.08	33.11	-1.08	-1.2
▼iSCHeafe	N	HEFA	.89e			30.88	26.52	590	26.96	5187	27.42	26.52	+.10	-9.2
iShCHMex	N	HEWW	1.41p			20.78	15.94	2	16.36	30	16.64	16.23	-.28	-18.2
iShH10yCBd	N	CLYH	.31e			27.42	23.32	8	24.52	39	24.65	24.13	+.21	-7.2
iShCHSpain	N	HEWP	.31p			23.70	19.91	1	20.74	8	20.91	20.03	+.47	-6.5
iShHEmBd	N	EMBH	.30e			27.04	24.47	1	24.74	23	24.80	24.51	+.20	-6.8
▼iShCHItaly	N	HEWI	.55p			19.17	14.81	2	15.22	43	15.38	14.81	+.25	-9.5
iShShMMu	N	MEAR	.27e			50.68	49.61	90	49.90	219	49.99	49.81	-.03	+.2
▼iSCHEafSC	N	HSCZ	.19p			32.36	26.30	16	26.55	237	26.93	26.30	-.10	-14.3
▼iShCHAcxUs	N	HAWX	1.38e	4.3		28.00	24.31	2	24.63	647	24.99	24.31	+.16	-8.3
▼iShGbMM rs	N	PICK				37.91	27.08	240	27.84	1567	28.56	27.08	+.10	-19.6
iShCmdSel	Q	COMT	1.89e	5.4		40.62	34.57	53	34.70	491	35.22	34.60	-.38	-4.5
iShGblGld rs	Q	RING				20.35	13.33	175	15.45	617	15.93	15.45	-.24	-17.8
iShTrFRBd	N	TFLO	.07e	.1		50.85	50.12	183	50.31	1530	50.32	50.27	+.02	+.2
iShCH UK	N	HEWU	.24p			25.54	21.78	2	22.19	64	22.49	21.98	-.05	-8.8
iSh ESG s	N	ESGE				37.04	17.84	333	31.34	1450	32.04	30.67	+.03	
▼iShCHSwitz	N	HEWL	1.43e	2.5		27.79	24.47	0	24.72	1	25.18	24.47	-.16	-8.5
iShLqdty bt	A	ICSH	.25e	.5		50.54	49.99	386	50.08	1597	50.10	50.06	+.01	
iShCHJpn	N	HEWJ	.74e	.5		35.29	29.69	289	30.20	3094	30.84	29.80	-.13	-9.4
▼iShCHSoK	N	HEWY	.48p			31.88	24.39	2	24.46	57	25.08	24.39	-.01	-19.2
iShFacEmg	N	EMGF	.13p			53.84	38.04	48	39.95	368	40.77	39.33	-.07	-19.3
iSh iBd26 n	N	IBDR				24.63	22.70	97	23.03	269	23.07	22.89	+.04	-6.2
iSiBd12-18 s	N	IBDH	.30	1.2		25.20	25.05	105	25.17	229	25.19	25.14	+.02	+.2
iSiBd12-20 s	N	IBDL	.62e	2.5		25.41	24.90	224	24.96	1287	24.97	24.91	+.02	-1.4
iSiBd12-19 s	N	IBDK	.37e			24.92	24.70	210	24.76	1082	24.79	24.75	-.01	-.4
iSiBd12-23 s	N	IBDO	.56e			25.12	23.96	129	24.12	850	24.13	24.01	+.06	-3.8
iSiBd12-22 s	N	IBDN	.55e			25.04	24.07	112	24.18	692	24.19	24.10	+.08	-3.2
iSiBd12-25 s	N	IBDQ	.64e			25.09	23.27	54	23.65	363	23.68	23.55	+.02	-5.5
iSiBd12-24 s	N	IBDP	.63e			25.12	23.60	81	23.83	331	23.85	23.70	+.07	-4.9
iSiBd12-21 s	N	IBDM	.47e			24.90	24.16	187	24.24	1014	24.26	24.19	+.04	-2.3
IsoRay	A	ISR				1.22	.36	71	.42	474	.44	.40		+5.3
IsraelChm	N	ICL	.27e	4.9		6.90	3.85	97	5.52	708	5.70	5.51	-.09	+36.6
Isramco	Q	ISRL				135.05	92.00	0	119.00	1	121.28	119.00	-2.89	+13.7
▼IssuerDir	A	ISDR	.20	1.9	44	21.85	10.10	5	10.55	79	11.85	10.10	-1.11	-42.5
ItauCorpb	N	ITCB	2.48e	17.2	36	16.34	11.14	6	14.40	18	14.54	13.91	+.20	+7.1
ItauUnH s	N	ITUB				11.32	6.57	8392	9.04	62115	9.18	8.73	-.03	
Iteris	Q	ITI				7.88	3.62	72	3.99	375	4.36	3.92	-.17	-42.8
IterumTh n	Q	ITRM				13.00	5.30	8	7.28	38	7.90	7.12	-.62	-43.3
Itron	Q	ITRI				77.40	49.59	152	50.22	979	53.89	49.91	-1.77	-26.4
IturanLoc	Q	ITRN	.92m	2.8	18	36.72	29.25	26	33.16	161	35.17	31.25	+.32	-3.0
▼IvyHiInOp	N	IVH	1.50a	11.9		15.12	12.56	198	12.56	862	13.04	12.54	-.09	-16.9
IzeaWrldwd	Q	IZEA				7.60	.80	27	1.23	309	1.33	1.18	-.05	-72.9

- J -

Name	Exch. Market	Symbol	Div	Yield	PE	52-week High	52-week Low	Vol 1000s	Friday Last	Vol 1000s	Weekly High	Weekly Low	Chg	YTD % Chg
:J&J Snack	Q	JJSF	2.00	1.3	45	162.80	125.98	53	153.74	264	159.86	149.86	+.17	+1.3
▼JAlexHld n	N	JAX			18	13.40	8.58	72	8.62	496	9.04	8.47	-.32	-11.1
JJill n	N	JILL			4	9.62	4.17	487	4.86	1803	6.06	4.80	-1.13	-37.7
▼j2Global	Q	JCOM	1.70f	2.4	28	91.58	68.64	712	70.78	3590	72.87	68.64	+.35	-5.7
JBG Smth n	N	JBGS	.90	2.4		40.72	30.86	512	37.42	3649	39.47	37.03	-1.97	+7.7
JD.com	Q	JD			40	50.68	19.21	14857	22.17	89754	23.35	20.12	+1.24	-46.5
JMP Gp27 n	N	JMPD				25.62	22.44	2	23.74	28	24.37	23.31	-.30	-6.1
▼JMP Grp	N	JMP	.36	8.3	62	5.72	4.30	25	4.33	221	4.65	4.30	-.26	-22.7
JMP Gp 23	N	JMPB	2.00	7.9		25.94	25.10	2	25.40	22	25.58	25.39	-.10	+.4
▼JMU Ltd rs	Q	JMU				7.95	.76	23	.80	113	.89	.76	-.09	-84.4
JPMCh pfE	N	JPMpE	1.58	6.2		27.10	25.13	158	25.36	428	25.42	25.15	+.09	-6.2
JPMDvsRt	N	JPGE	.96e	1.7		68.02	55.16	26	56.13	107	57.14	55.57	-.28	-10.2
▼JPMIntEq	N	JPIN	1.08e	2.1		63.18	51.10	459	51.94	2916	52.95	51.10	-.16	-13.5
JPMDvREm	N	JPEM	1.31p			64.42	49.13	42	50.99	682	51.92	49.97	+.04	-12.6
JPM DREq	N	JPUS	.26p			75.76	66.68	29	67.82	461	69.66	67.41	-.88	-3.8
JPM DivInt	N	JPIH				30.89	27.59		28.27	2	28.37	27.88	-.22	-5.7

Continued on **next page**

NYSE, NYSE American and Nasdaq Exchanges

Continued from **previous page**

Name	Exch. Market	Symbol	Div	Yield	PE	52-week High	52-week Low	Vol 1000s	Friday Last	Vol 1000s	Weekly High	Weekly Low	Chg	YTD % Chg
▼JPMDsfEu	N	JPEU				64.34	50.44	36	51.37	123	52.30	50.44	+.00	-14.9
JPM Mun n	N	JMUB				51.15	50.04	0	51.01	1	51.13	51.01	-.07	+1.9
▼JPM DivEu	N	JPEH				29.77	25.57		25.59	1	26.72	25.57	-.96	-9.5
▼JPM Val n	N	JVAL				27.44	24.44	1	24.28	225	24.90	24.28	-.59	-7.0
JPM Qual n	N	JQUA				28.56	24.85	0	25.82	4	26.47	25.84	-.44	-1.0
JPM Mom n	N	JMOM				28.75	24.96	0	24.80	219	25.65	25.01	-.48	-3.3
JPM MinV n	N	JMIN				27.70	24.93	0	26.13	0	26.21	26.21	-.15	+1.3
JPM US Dv	N	JDIV				26.85	24.18		25.09	3	25.22	24.94	-.32	-5.3
JPM DivAlt	N	JPHF				28.92	23.60	132	24.07	282	24.29	24.02	+.03	-8.0
JPM FutSt n	N	JPMF				25.34	23.30		23.70	26	23.83	23.59	+.04	-5.8
JPM UISh n	N	JPST				51.03	48.88	6988	50.14	13511	50.16	50.12		+.2
JPM SCap n	N	JPSE				33.38	27.51	58	28.06	808	29.16	28.01	-.65	-5.5
JPM GIB n	N	JPGB				52.08	47.21	11	49.01	76	49.20	48.84	+.16	-4.2
JPM Evnt n	N	JPED				26.56	24.55		24.94	0	24.68	24.68	-.45	-1.1
JPM Disc n	N	JPHY				52.80	48.16	63	48.58	335	48.86	48.23	+.09	-5.2
▼JPM USMid	N	JPME				68.41	59.87	8	59.97	248	61.70	59.80	-1.10	-5.9
▼JPMorgCh	N	JPM	2.24f	2.2	13	119.33	99.28	18159	100.29	104735	103.66	99.28	-3.00	-6.2
JPMCh wt	N	JPM/WS				73.85	63.43		72.89					+9.7
JPMCh pfA	N	JPMpA	1.36	5.6		25.77	23.80	41	24.28	331	24.41	24.08	-.01	-4.3
JPMCh pfB	N	JPMpB	1.68	6.6		27.07	25.17	63	25.35	315	25.43	25.23	-.06	-6.3
JPMAlerian	N	AMJ	2.29	9.4		30.74	23.17	2197	24.30	18570	24.73	23.62	+.01	-11.5
JPMCh pfY	N	JPMpF	1.53	6.1		27.01	25.00	89	25.28	632	25.38	25.05	+.11	-5.1
JPMCh pfG	N	JPMpG	1.52	6.0		27.38	25.03	84	25.32	404	25.43	25.11	+.10	-6.1
JPMCh pfH	N	JPMpH	1.54	6.1		27.38	24.03	83	25.37	551	25.46	25.16	+.05	-5.8
▼Jabil	N	JBL	.32	1.5	46	31.77	22.19	2153	21.84	11641	23.83	21.78	-1.42	-16.8
JackHenry	Q	JKHY	1.48	1.1	28	163.68	112.78	475	131.37	2185	137.98	131.10	-2.38	+12.3
JackInBox	Q	JACK	1.60	2.0	21	106.00	75.09	623	80.33	2944	85.91	79.75	-2.81	-18.1
JacobsEng	N	JEC	.60	1.0	22	82.24	55.21	984	58.70	7954	62.14	58.00	-1.08	-11.0
▼JaggedPk n	N	JAG				16.55	9.91	1138	9.82	6036	11.06	9.81	-1.39	-37.8
▼JaguarHl rs	Q	JAGX				2.20	.28	198	.31	1540	.36	.28	-.05	-55.1
JkksPac	Q	JAKK				3.33	1.95	13	2.17	287	2.37	2.15		-7.7
▼JHardie s	N	JHX	.38e	3.5	50	18.79	10.63	39	10.80	295	11.21	10.63	-.24	-38.7
JRiverGrp	Q	JRVR	1.20a	3.3	21	43.47	32.17	95	36.51	609	38.25	36.13	-1.16	-8.7
JanusSmC	Q	JSML				51.25	34.99	11	37.20	31	38.67	37.05	-.77	+1.3
JanSmMid	Q	JSMD				47.85	37.03	9	38.47	31	40.20	38.41	-.86	-.9
JanLTCar n	Q	OLD				27.91	21.60	5	26.72	27	27.58	26.72	-.72	+11.6
JanObes n	Q	SLIM				40.01	29.72	1	32.58	3	33.66	32.53	-.03	+5.1
▼JanOrgan n	Q	ORG				36.00	26.19	1	26.04	8	26.61	26.04	-.70	-24.6
▼Jan ShDur n	N	VNLA				50.28	49.74	251	49.79	847	49.82	49.74		-.8
▼JanusHn n	N	JHG	1.44	7.3		41.64	19.98	766	19.75	4961	20.89	19.71	-1.39	-48.4
JpnSmCap	N	JOF	.13e	1.5		11.17	8.31	64	8.49	735	8.96	8.41	-.38	-16.0
▼Jason Inds	Q	JASN				3.88	1.58	94	1.57	512	1.79	1.51	-.15	-33.8
JazzPhrm	Q	JAZZ			17	184.00	130.15	784	140.56	4230	143.96	136.02	-.61	+4.4
▼JeffrFn	N	JEF	.40	2.3	30	28.30	18.02	4849	17.64	15545	19.03	17.48	-1.38	-33.4
▼JeldWen n	N	JELD				42.27	14.67	808	14.27	4244	16.49	14.20	-2.61	-63.8
JensynAc rt	Q	JSYNR				.30	.20		.38					+66.7
▼JensynAc wt	Q	JSYNW				.55	.04		.09	66	.11	.04	-.02	-76.0
JerashHl n	Q	JRSH			15	11.00	4.77	5	6.01	41	6.34	5.80	-.14	-30.0
JernignC n	N	JCAP	1.40	6.7	11	22.05	15.90	232	21.05	1348	22.04	20.89	-.92	+10.7
JetBlue	Q	JBLU			15	23.08	15.76	7179	16.83	32496	18.23	16.80	-1.06	-24.7
JetPay h	Q	JTPY				5.29	1.60		5.04					+98.4
JewettCm s	Q	JCTCF			23	10.00	6.50	0	8.19	4	8.99	7.45	+.77	+9.2
▼Jianpu n	N	JT				9.49	3.65	534	3.61	1645	4.21	3.53	-.53	-44.3
JinkoSolar	N	JKS			9	26.65	7.11	794	11.37	2875	12.83	11.35	-.42	-52.7
▼JBeanTch	N	JBT	.40	.6	28	123.90	71.53	164	70.73	796	76.15	70.22	-3.79	-36.2
JHMultLgC	N	JHML	.10p			37.99	33.02	672	33.52	1832	34.59	33.34	-.51	-3.7
▼JH MultMdC	N	JHMM	.08p			37.17	31.93	143	31.87	897	33.46	31.77	-.72	-6.6
JH MultCns	N	JHMC	.07p			33.58	29.03	1	29.36	261	30.21	29.35	-.56	-4.0
▼JH MultFin	N	JHMF	.08p			39.70	32.46	20	32.24	41	33.39	32.14	-1.20	-12.3
JH MultHltC	N	JHMH	.05p			36.47	30.05	11	32.88	30	34.31	32.79	-.61	+5.6
JH MultTch	N	JHMT	.09p			48.43	39.72	1	41.37	33	42.57	40.84	+.07	+.7
▼JH MultEn	N	JHME				33.93	25.29	15	24.92	141	26.12	24.89	-1.09	-16.0
▼JH MultMat	N	JHMA				38.20	29.51	0	29.06	13	29.90	29.36	-1.49	-19.1
▼JH SmCap n	N	JHSC				29.62	24.08	48	23.74	103	25.47	23.74	-.79	-9.1
▼JH MultDev	N	JHMD				32.58	25.73	4016	26.05	8904	26.54	25.73	-.10	-14.4
▲JH MultUt	N	JHMU				31.04	25.00	48	30.48	151	31.04	30.03	+.13	+10.8
JH MulCnSt	N	JHMS				28.79	24.55	6	26.54	104	27.46	26.26	-.13	-4.3
▼JH MultInd	N	JHMI				38.03	31.67	1	31.87	6	32.90	31.60	-.66	-9.2
▼JH HedgEq	N	HEQ	1.50	11.2		17.68	13.41	60	13.37	394	14.20	13.32	-.39	-23.2
JH TxAdY	N	HTY	1.28	18.8		9.74	6.77	22	6.80	144	7.10	6.78	-.09	-22.9
JohnJn	N	JNJ	3.60	2.7	19	148.99	118.62	58109	133.00	94971	148.59	130.20	-12.43	-4.8
JohnContl n	N	JCI	1.04	3.3	22	41.53	30.60	4701	31.97	26958	33.23	31.65	-.43	-16.1
JohnsnOut	Q	JOUT	.56	.9	13	107.36	54.66	41	61.75	383	73.43	59.00	+.05	-.5
JointCorp	Q	JYNT				9.64	4.67	24	7.35	136	7.90	7.35	-.30	+48.2
JonesLL	N	JLL	.82	.6	21	178.75	127.02	270	133.25	1699	135.87	129.39	-.15	-10.5
JounceTh n	Q	JNCE				29.25	3.30	226	3.53	1261	4.09	3.50	-.42	-72.3
Jumei Intl	N	JMEI			25	4.03	1.44	392	2.22	2988	2.22	2.06	+.11	-24.0
JnprNtwk	N	JNPR	.72	2.6	15	30.80	23.61	3100	27.77	23106	28.65	27.21	+.11	-2.6
▼Jupai n	N	JP	.40f	8.9	3	26.66	4.31	126	4.50	1648	6.28	4.26	-1.51	-75.7
JustEngy g	N	JE	.41		1	5.09	2.80	390	3.50	2718	4.19	3.45	-.59	-18.4
JustEn pfA	N	JEpA				25.09	17.48	1	18.35	32	19.77	17.61	-.89	-26.2

- K -

Name	Exch. Market	Symbol	Div	Yield	PE	52-week High	52-week Low	Vol 1000s	Friday Last	Vol 1000s	Weekly High	Weekly Low	Chg	YTD % Chg
:K12	N	LRN			20	24.68	12.72	269	22.73	1487	23.76	22.56	-.26	+43.0
KAR Auct	N	KAR	1.40	2.8	17	64.55	48.22	841	49.45	3985	51.19	49.08	-1.59	-2.1
▼KB FnclGp	N	KB				63.96	39.22	113	42.20	1665	42.69	39.22	+1.36	-27.9
KB Home	N	KBH	.10	.5	13	38.80	16.82	1014	19.65	5184	20.77	19.48	-.76	-38.5
KBL Merg n	Q	KBLM				10.69	9.69	1	10.17	4	10.18	10.14	+.03	+4.7
KBR Inc	N	KBR	.32	2.0	11	22.22	14.40	4294	15.99	11696	17.45	15.62	-.66	-19.4
KBS Fash rs	Q	KBSF				11.70	3.06	4	3.60	8	3.88	3.60	-.14	-13.0
▼KCAP Fin	Q	KCAP	.40	13.6		3.58	2.87	45	2.95	473	3.04	2.87	-.03	-13.5
▼KCAP 22 n	Q	KCAPL	1.53	6.2		25.73	24.68	1	24.87	14	25.14	24.68	+.12	-.9
KEYW Hld	Q	KEYW				10.06	5.08	387	8.20	1838	9.70	8.17	-1.35	+39.7
KKR	N	KKR	1.31e	6.5	9	25.10	19.37	3988	20.12	18343	21.60	20.00	-.88	-4.5
KKR pfA	N	KKR.PRA				27.38	25.33	27	25.65	211	25.74	25.38	+.17	-5.0
KKR pf B	N	KKRpB	1.63	6.3		27.35	25.21	11	25.69	88	25.81	25.27	+.16	-4.0
▼KKR Inco	N	KIO	1.50a	10.5		17.02	14.49	169	14.32	653	15.12	14.31	-.59	-10.8
KKR RE n	N	KREF	1.72e			21.41	18.09	411	19.52	1670	19.97	19.49	-.19	-2.4
KLA Tnc	Q	KLAC	3.00	3.4	11	123.96	84.59	1900	89.51	8135	95.41	89.48	-2.68	-14.8
KLX EnS n	Q	KLXE				36.13	19.59	273	23.76	1363	25.71	23.12	-.92	-20.8
KT Corp	N	KT				16.12	12.55	500	15.02	5770	15.42	14.91	-.21	-3.8
KVHInd	Q	KVHI				14.15	9.05	20	10.12	123	11.21	10.11	-.93	-2.2
▼Kadant	N	KAI	.88	1.0	23	111.85	80.03	118	87.53	580	90.33	80.03	+4.97	-12.8
Kadmon n	N	KDMN				5.86	1.88	764	2.47	4074	2.50	2.07	+.12	-31.8
KaiserAlu	Q	KALU	2.20	2.5	32	119.66	86.62	84	89.35	520	94.07	88.82	-2.60	-16.4
▼Kala Ph n	Q	KALA				20.17	5.45	213	5.15	714	6.00	5.14	-.49	-72.1
Kalvista rs	Q	KALV				25.57	7.73	67	22.68	336	24.39	20.74	+.28	+132.6
Kamada	Q	KMDA				6.45	4.26	5	4.68	46	5.04	4.63	-.41	-1.4
Kaman	N	KAMN	.80	1.4	36	75.08	52.93	306	55.93	1031	58.16	53.03	+1.95	-4.9
KandiTech	Q	KNDI				8.25	3.60	52	4.24	923	4.44	4.10	-.03	-37.6
KCSo pf	N	KSUp	1.00	3.9		33.12	25.22		25.87	1	26.01	25.66	-.00	-5.1
▼KC Southn	N	KSU	1.44f	1.5	16	120.34	95.19	1479	96.67	5816	100.45	95.19	-1.55	-8.1
Karyophm	Q	KPTI				21.71	9.00	452	9.62	2502	10.80	9.54	-.39	+.2
▼KA MLP	N	KYN	1.80	11.9		20.38	14.86	1272	15.13	6237	15.65	14.86	-.24	-20.6
KAMLP pfF	N	KYNpF	.88	3.5		26.37	24.76	9	24.91	98	25.05	24.90	-.02	-1.3
KAMidsEn	N	KMF	1.80m	17.4		15.32	10.16	454	10.36	2431	10.70	10.19	-.25	-24.9
KaziaTh rs	Q	KZIA				6.68	2.04	7	2.56	12	2.73	2.54	-.11	-19.5
▼KeanGrp n	N	FRAC				19.83	8.25	1252	8.96	9690	9.81	8.25	+.03	-52.9
▼KearnyF s	Q	KRNY	.20f	1.6	48	14.85	12.15	510	12.49	2867	13.01	12.15	+.08	-13.6
Kellogg	N	K	2.24	3.7	15	74.98	56.40	2756	60.36	14098	61.56	59.51	-.48	-11.2
KellySA	Q	KELYA	.30	1.5	20	32.31	20.27	104	20.40	634	21.30	20.35	-.24	-25.2
KelsoTch g	A	KIQ	.03f	6.3		.96	.36	29	.48	159	.50	.43	-.00	-8.3
Kemet	N	KEM			4	29.85	14.42	1240	17.38	6427	19.58	17.26	-1.44	+15.4
Kemper	N	KMPR	.96	1.5	12	87.00	50.85	219	66.11	1571	69.79	65.12	-3.69	-4.0
Kemper 54	N	KMPA	1.84	7.3		26.88	25.12	4	25.23	23	25.35	25.20	-.08	-3.3
KemPhm n	Q	KMPH				8.40	2.00	205	2.33	1134	2.89	2.27	-.50	-42.5
Kennamtl	N	KMT	.80	2.3	10	52.52	32.91	597	35.01	3297	37.27	34.80	-1.95	-27.7
KennWils	N	KW	.84f	4.3		22.28	15.95	320	19.59	2495	20.03	18.88	+.22	+12.9
KenonHld n	N	KEN	1.86p			29.79	12.89	4	15.47	24	15.81	14.19	-.32	-20.3
KY FstFd	Q	KFFB	.40	5.1	33	9.70	7.40	4	7.82	21	7.85	7.65	+.12	-12.7
KeurDrPep	N	KDP	.60	2.3	6	28.81	14.74	2511	25.92	14340	26.50	25.57	-.38	+68.0
▼KewnSc	Q	KEQU	.76	3.2	13	38.80	22.00	8	23.50	27	25.73	22.00	+.82	-18.9
▼KeyEngy	N	KEG				18.40	3.60	112	3.42	862	4.69	3.37	-1.12	-71.0
▼KeyTrn	Q	KTCC			13	8.60	6.26	9	6.30	66	6.59	6.26	-.15	-7.6
▼Keycorp	N	KEY	.56	3.7	10	22.40	15.42	19460	15.13	77929	16.67	15.09	-1.60	-25.0
Keycorp pfI	N	KEYpI				29.35	24.70	96	25.43	327	25.54	24.95	+.38	-12.1
Keysight	N	KEYS			48	70.40	41.33	2596	61.49	7674	61.54	58.17	+2.81	+47.8
Kforce	Q	KFRC	.72	2.4	19	43.51	23.80	102	29.88	714	31.97	29.49	+.38	+18.3
KilroyR	N	KRC	1.82	2.8	14	77.73	62.91	413	65.88	3043	70.77	65.54	-4.79	-11.7
▼KimballEl	Q	KE			16	20.90	15.70	57	16.22	334	17.00	15.70	-.33	-11.1
▼KimballInt	Q	KBAL	.32	2.2	15	20.17	14.38	111	14.68	660	15.14	14.38	+.23	-21.4
KimbRoy n	N	KRP	1.80f	11.0		24.50	15.70	22	16.40	305	17.60	16.28	-.81	+.9
KimbClk	N	KMB	4.00	3.4	26	123.50	97.10	2222	117.42	12808	118.58	111.27	+3.92	-2.7
Kimco	N	KIM	1.12	6.8	17	18.86	13.16	2853	16.45	19732	16.97	16.25	-.48	-9.4
Kimco pfI	N	KIMpI	1.50	6.3		25.50	23.12	9	23.97	175	24.06	23.35	+.57	-4.8
Kimco pfJ	N	KIMpJ	1.38	6.5		25.38	20.16	27	21.30	153	21.38	20.48	+.60	-14.9
Kimco pfK	N	KIMpK	1.41	6.4		25.39	21.06	16	21.99	95	22.05	21.14	+.75	-12.4
Kimco pfL	N	KIMpL				24.99	19.17	19	20.17	357	20.23	19.32	+.77	-18.5
KindMorg	N	KMI	.80	4.9	20	19.83	14.69	10708	16.17	76724	16.67	15.72	-.18	-10.5
KindredBio	Q	KIN				15.75	7.55	204	11.89	617	13.00	11.77	-.27	+25.8
▼KingldJw	Q	KGJI			1	2.19	.79	39	.80	247	.83	.78	-.03	-60.3
Kingstone	Q	KINS	.40	2.7	24	21.70	13.21	23	15.00	130	15.51	14.21	-.43	-20.2
▼Kingsway	N	KFS				5.95	2.15	47	2.19	284	2.35	2.14	-.16	-56.6
KiniksaPh n	Q	KNSA				32.88	13.04	156	22.00	720	26.17	21.31	+.40	+13.0
Kinross g	N	KGC			22	4.78	2.38	10904	2.88	53076	2.94	2.77	+.03	-33.3
KinsaleCp n	Q	KNSL	.28	.5		64.97	41.75	94	57.70	432	61.80	57.49	-1.19	+28.2
KirbyCp	N	KEX			29	94.05	63.05	540	69.05	2957	75.27	68.98	-4.19	+3.4
▲KirklLak n	N	KL	.10e			25.03	13.03	1819	23.73	7399	25.03	23.29	+.36	+54.5
Kirklands	Q	KIRK			30	13.48	6.78	116	10.25	684	10.88	10.16	-.18	-14.3
KiteRlty	N	KRG	1.27	7.6	5	20.24	13.87	807	16.62	2836	16.73	16.00	-.01	-15.2
▼KitovPh n	Q	KTOV				3.81	1.03	139	.92	283	1.20	.84	-.18	-59.9
▼KnSwftT rs	N	KNX	.24	.9	17	51.94	27.19	3846	26.88	14256	29.45	26.67	-1.94	-38.5
▼Knoll Inc	N	KNL	.60	3.4	10	24.29	17.53	183	17.52	1380	18.36	17.38	-.27	-24.0
▼KnotOffsh	N	KNOP	2.08	10.8		22.75	19.15	179	19.18	644	20.22	19.09	-.59	-7.6
Knowles	N	KN			12	18.32	10.95	781	13.77	5675	14.44	13.69	-.53	-6.1
▼KodiakSc n	Q	KOD				11.10	7.25	52	7.01	186	10.00	6.74	-2.99	-31.0
Kohls	N	KSS	2.44	4.0	10	83.28	49.36	3494	61.24	16377	64.80	60.38	-.63	+12.9
KonaGrill	Q	KONA				3.00	1.45	6	1.52	44	1.60	1.45	-.03	-13.1
▼KopinCp	Q	KOPN				3.95	1.37	249	1.41	1265	1.57	1.37	-.04	-55.9
▼Koppers	N	KOP	1.00	6.1	4	51.60	17.10	374	16.39	1347	18.58	16.09	-1.48	-67.8
KoreaElc	N	KEP				18.35	10.52	255	14.33	3091	14.50	14.02	+.58	-19.1
KoreaFd	N	KF	4.50e			44.44	31.25	4	32.31	18	33.33	32.30	-.59	-21.7
KornFer	N	KFY	.40	.9	32	68.98	38.53	423	42.83	2994	46.07	42.58	-.82	+3.5
KornitDig n	Q	KRNT				23.90	11.70	397	17.82	2271	19.24	17.34	-.84	+10.3
▼KosmosEn	N	KOS				9.75	4.48	7007	4.28	28650	4.97	4.08	-.76	-37.5
Koss h	Q	KOSS				4.69	1.40	3	2.13	62	2.19	1.86	+.14	-31.1
▼KraftHnz n	Q	KHC	2.50	5.3	13	80.67	47.19	5653	47.46	32635	49.31	47.19	-1.25	-39.0
KrNwChin s	N	KFYP				40.52	25.16		27.30	1	27.30	27.18	-.20	-18.4
KrS ChIn n	N	KWEB				68.39	38.99	1630	42.09	10221	43.76	41.09	+.04	-28.2
KranChinA	N	KBA	9.93e			39.22	24.90	120	26.50	558	26.90	25.91	+.16	-23.1
KraneChCm	N	KCNY	.22e	.6		37.87	33.47		33.87	2	34.16	33.74	-.28	-3.5
KranShFtse	N	KEMP				29.85	21.60	0	22.70	13	22.74	22.09	-.64	-14.7
KrnChEnv n	N	KGRN				27.96	16.98	0	18.94	2	18.99	18.82	-1.01	-25.1
KrnOnBelt n	N	OBOR				28.16	21.33	6	22.43	23	22.68	21.98	+.09	-12.3
KrS CnTc n	N	KEMQ				28.97	18.34	6	19.64	29	20.16	19.26	-.11	-23.1
▼KratonCp	N	KRA			7	53.99	23.05	188	22.26	1392	24.99	22.10	-1.67	-53.8
KratosDef	Q	KTOS				16.09	8.90	1169	14.64	7570	15.22	14.35	+1.00	+38.2
Kroger s	N	KR	.56f	1.9	11	32.74	22.85	7914	29.55	35587	30.40	28.15	+.38	+7.7
KronosWw	N	KRO	.68	6.2	6	29.15	10.80	657	11.03	3299	11.96	10.95	-.32	-57.2
KrystlBio n	Q	KRYS				28.75	8.03	48	24.76	143	25.31	22.44	+1.27	+135.4
Kulicke	Q	KLIC	.48	2.5	42	28.69	17.40	368	19.59	2717	20.30	19.05	+.04	-19.5
KuraOnc n	Q	KURA				24.03	10.20	166	14.03	939	14.60	13.04	+.63	-8.3

- L -

Name	Exch. Market	Symbol	Div	Yield	PE	52-week High	52-week Low	Vol 1000s	Friday Last	Vol 1000s	Weekly High	Weekly Low	Chg	YTD % Chg
:L Brands	N	LB	2.40	7.8	11	63.10	25.89	4512	30.83	18952	32.74	30.51	-.99	-48.8
L-3 Tch	N	LLL	3.20	1.7	19	223.73	172.54	522	191.29	4297	192.53	179.38	+12.47	-3.3
LAIX n	N	LAIX				16.50	7.58	12	8.76	349	9.05	8.16	+.01	-30.8
▼LCI Inds	N	LCII	2.40	3.8	10	132.73	64.23	170	62.51	1051	70.64	62.32	-8.32	-51.9
▼LCNB Corp	Q	LCNB	.68f	4.4	14	22.84	15.44	6	15.46	65	16.31	15.36	-.30	-24.4
LF CapA n	Q	LFAC				10.10	9.55		9.75	446	9.76	9.73	+.01	+1.2
LF CapA un	Q	LFACU				10.20	8.04		10.10	13	10.10	10.09	-.00	+1.0
LG Display	N	LPL				15.88	6.75	282	7.89	2778	8.13	7.36	+.41	-42.7
LGI Homes	Q	LGIH			7	81.88	37.16	205	40.99	1715	45.07	40.84	-3.42	-45.4
LGL Grp	A	LGL			20	8.00	5.10	8	6.32	25	6.49	6.23	-.04	+12.6
LHC Grp	Q	LHCG			46	107.51	58.65	382	99.24	1233	106.01	97.96	-2.76	+62.0
▼LKQ Corp	Q	LKQ			14	43.86	25.06	2487	24.60	14735	26.22	24.46	-1.03	-39.5
▼LM FdgA rs	Q	LMFA				36.80	1.02	973	1.22	1409	1.44	1.00	-.01	-92.3
▼LMP CapIn	N	SCD	1.24f	10.6		14.75	11.82	108	11.69	306	12.22	11.61	-.52	-16.2
LPL Fincl	Q	LPLA	1.00	1.7	21	73.28	52.03	761	59.09	3373	61.71	58.34	-1.07	+3.4
LRAD h	Q	LRAD	.04	1.6		3.58	1.94	206	2.47	488	2.75	2.08	-.04	-.8
LSB Inds	N	LXU				10.05	4.75	93	6.50	417	7.00	6.31	-.48	-25.8
▼LSC Com	N	LKSD	1.04	13.4		18.64	7.78	573	7.76	2348	8.77	7.69	-.97	-48.8
▼LSI Ind lf	Q	LYTS	.20	5.0	18	8.88	3.98	51	3.99	295	4.31	3.97	-.20	-42.0
LTC Prp	N	LTC	2.28f	5.2	13	47.39	34.46	85	44.03	845	45.25	43.32	-.48	+1.1
▼LaJollaPh	Q	LJPC				41.36	12.86	546	12.80	1958	14.87	12.61	-1.01	-60.2
▼LaZBoy	N	LZB	.52f	2.0	14	39.15	26.16	337	25.73	1956	27.42	25.57	-1.33	-17.5
▼LabCp	N	LH			16	190.36	136.15	1097	137.41	5627	143.89	136.15	-4.55	-13.9
LadderCap	N	LADR	1.30a	7.6	13	17.96	13.41	924	17.06	5139	17.38	16.85	-.16	+25.2
LadThalFn	A	LTS	.05	1.9		3.84	2.32	204	2.58	665	2.85	2.56	-.10	-18.4
LadTh pfA	A	LTSpA	2.00	8.3		25.95	22.41	40	24.20	111	24.47	23.98	+.12	-4.4
LadThal27 n	A	LTSL	1.63	7.3		25.17	21.61	10	22.20	37	22.55	21.61	+.04	-10.9
LakeShBc h	Q	LSBK	.40	2.6	34	18.00	14.64	4	15.20	20	15.39	14.95	+.05	-11.4
▼LakeldB	Q	LBAI	.46	3.2	13	21.20	14.61	87	14.54	504	15.31	14.50	-.68	-24.5
Lakelnd s	Q	LKFN	1.04	2.5	17	51.76	39.41	76	41.20	473	43.32	41.14	-1.88	-15.0
▼Lakelnd	Q	LAKE			9	16.85	10.32	14	10.80	109	12.81	10.32	-1.25	-25.8
LamResrch	Q	LRCX	4.40	3.3	13	234.88	133.42	3353	135.37	13163	144.77	133.92	-2.66	-26.5
LamarAdv	Q	LAMR	3.68f	5.2	24	80.68	61.36	342	70.70	2318	73.73	69.70	-1.81	-4.8
LambWst n	N	LW	.77	1.0	25	83.86	52.92	1780	75.83	8988	77.87	72.29	+2.38	+34.3
LancastrC	Q	LANC	2.60f	1.4	44	189.34	115.81	173	185.83	702	187.98	173.15	+9.80	+43.8
Landec	Q	LNDC			16	15.60	11.60	38	13.13	380	14.20	12.96	-.69	+4.2
▼LandBncp	Q	LARK	.80b	3.5	10	28.08	21.70	4	23.00	31	23.66	21.70	-.20	-16.7
LandmInfr	Q	LMRK	1.47	11.3	3	18.75	12.43	51	12.97	323	13.69	12.85	-.55	-28.3
LandIn pfA	Q	LMRKP	2.00	8.9		25.75	21.76	1	22.51	12	22.82	22.25	+.22	-10.9
▼LndInf un B	Q	LMRKO	1.98	9.2		25.51	21.31	1	21.60	15	22.10	21.26	-.19	-15.3
LandInf pfC	Q	LMRKN	1.75	8.3		25.22	20.55	8	21.10	49	21.40	20.83	-.23	-13.0
▼LandsEnd	Q	LE			13	31.15	13.34	459	14.57	2374	15.25	13.34	-.51	-25.5
▼Landstar	Q	LSTR	.66	.7	21	128.70	93.58	435	93.49	1935	99.54	92.46	-4.29	-10.2
Lannett	N	LCI			2	30.35	3.33	1680	4.85	9021	5.90	4.81	-.51	-79.1
Lantheus n	Q	LNTH			5	24.45	12.59	149	17.29	847	17.94	16.40	+.35	-15.5
Lantronix	Q	LTRX				6.47	1.84	39	2.79	205	3.02	2.78	-.06	+38.1
▼LaredoPet	N	LPI			2	11.68	4.11	4522	3.95	17083	4.50	3.87	-.61	-62.8
LVSands	N	LVS	3.00	5.5	15	81.45	48.64	4804	54.84	23482	56.49	52.73	+1.50	-21.1
Latam Air	N	LTM				17.39	8.42	634	10.30	2458	10.48	9.41	+.42	-25.9
LattDvMkt	N	RODM	.62e	2.3		31.02	26.16	911	26.40	5926	26.92	26.22	-.20	-9.6
LattEmMkt	N	ROAM	.43e	1.9		28.12	21.30	147	22.44	254	22.81	22.10	-.09	-12.9
Latt RE n	N	RORE				16.15	13.27	1	15.01	6	15.30	14.95	-.20	-3.1
▼LattUSEqt	N	ROUS	.39e			33.70	28.90	97	28.91	243	29.92	28.89	-.63	-7.6
▼LattGblSC	N	ROGS	.57e	2.0		33.42	28.17	1	28.04	26	28.74	28.04	-.39	-11.2
HrtLoVol n	N	LVIN				29.40	24.97	0	25.25	1	25.59	25.21	-.99	-9.0
Lattice	Q	LSCC				8.90	5.05	2220	6.98	6394	7.19	6.29	+.29	+20.8
LaureatE n	Q	LAUR				17.15	12.44	1007	14.96	6963	15.49	14.30	+.27	+10.3
Lawsn	Q	LAWS			9	36.90	21.00	14	29.36	48	31.95	28.10	-.43	+18.6
▼LazGlobTR	N	LGI	.95	7.0		19.39	13.60	29	13.59	284	15.98	13.54	-.61	-24.5
▼Lazard	N	LAZ	1.76	4.8	10	60.00	34.60	1037	36.78	8010	37.62	34.60	+1.30	-29.9
▼LazWldDiv	N	LOR	.69	7.9		12.63	8.79	81	8.68	158	9.09	8.61	-.31	-25.4
Lazydays n	Q	LAZY				11.10	4.41	107	5.81	237	6.00	5.03	+.31	-47.7
▼LeMaitreV	Q	LMAT	.28	1.1	24	41.28	25.10	112	24.91	602	26.83	24.80	-.73	-21.8
LeafGrp	N	LEAF				12.05	6.50	49	7.46	310	7.90	7.27	-.13	-24.6
▼LeapTh n	Q	LPTX				10.25	2.80	105	2.91	369	3.55	2.80	-.26	-53.4
▼LearCorp	N	LEA	2.80	2.3	9	206.36	121.81	655	122.47	3464	128.73	121.76	-5.07	-30.7
▼Lee Ent	N	LEE				3.30	1.95	919	1.94	1768	2.24	1.94	-.24	-17.4
LegacyAc n	N	LGC				9.91	9.51	455	9.76	460	9.85	9.67	-.05	+1.3
LegacyA un	N	LGC/U				10.20	9.82		10.14	2	10.14	10.05	-.01	+2.0
▲▼LegacyH n	Q	LEGH						2784	12.03	2784	12.40	12.00		
LegacyRes	Q	LGCY				10.54	1.07	1761	1.39	5109	2.03	1.37	-.57	-13.7
▼LegacyTxF	Q	LTXB	.88	2.6	14	47.18	34.68	314	33.65	1569	37.15	33.63	-2.42	-20.3
▼LeggMason	N	LM	1.36	5.3	7	47.13	25.89	835	25.59	3907	27.23	25.52	-1.47	-39.0
▼LegMas56 n	N	LMHA				28.47	24.51	19	24.50	92	25.19	24.45	-.10	-10.1
▼LegM 5,4 56	N	LMHB				25.46	21.09	65	21.15	258	21.81	21.05	+.08	-16.3
LM DevDvr	Q	DDBI				31.49	26.69		27.31	2	27.31	27.08	-.00	-8.0
LM EMDvr	Q	EDBI				35.60	27.09		28.57	1	28.57	28.30	+.15	-13.5
LM LoVHiD	Q	LVHD				32.10	28.75	33	30.58	500	31.04	30.27	-.24	-3.0
▼LM IntLoV	N	LVHI				28.95	25.47	8	26.51	32	26.73	25.47	+.46	-5.9
LM EM LoV	N	LVHE				31.44	25.67	1	26.55	3	26.60	26.45	+.16	-3.5
LM GI Inf n	Q	INFR				30.05	26.18		27.59	2	27.60	27.05	+.18	-6.4
LM WstAs n	Q	WBND				24.98	24.68		24.95	1	24.95	24.88	+.09	+.2
▼LM SC Qu n	Q	SQLV				31.00	25.61	1	25.29	7	26.18	25.29	-1.16	-7.2
LeggPlat	N	LEG	1.52	4.2	17	49.88	34.07	2014	36.16	6609	38.57	35.98	-1.84	-24.2
LeGS3.5s34	N	JBK	1.59	6.3		27.30	24.00		25.31	2	25.53	25.31	-.32	+.7
▼LeidosHld	N	LDOS	1.28a	2.2	20	72.30	57.50	1033	57.05	4124	60.45	56.73	-1.50	-11.6
▲LeisAcq n	Q	LACQ				9.85	9.55	200	9.81	386	9.85	9.73	+.06	
LeisAcq un	Q	LACQU				10.30	9.85		10.18	1	10.18	10.17	-.00	+2.7
LejuHldgs	N	LEJU	.20e			2.35	.96	15	1.54	47	1.56	1.49	+.01	+6.9
LendgTree	Q	TREE				404.40	183.25	235	231.76	1152	256.56	228.02	-10.98	-31.9
LendingClb	N	LC			56	4.55	2.57	1974	2.82	11310	3.02	2.80	-.16	-31.7
LennarA	N	LEN	.16	.4	10	72.17	38.23	2365	40.21	18002	42.85	40.01	-1.79	-36.4
LennarB	N	LEN/B	.16	.5	8	58.65	31.52	35	32.34	338	34.39	32.20	-1.49	-37.4
Lennox	N	LII	2.56	1.2	27	230.66	177.36	306	213.88	1474	220.92	204.95	+2.83	+2.7
Leo Hld un	N	LHC				10.90	9.40	0	10.26	0	10.26	10.26	+.02	+2.9
LevelBr n	A	LEVB				8.48	2.74	131	3.42	1545	4.25	3.30	-.46	-21.4
LevOneBc n	Q	LEVL	.06e		29	30.79	25.19	22	25.51	166	27.93	25.51	-.55	-12.8
▼LexiPhm rs	Q	LXRX				13.97	6.75	844	7.26	2643	7.50	6.75	+.15	-26.5
▼LexnFint n	Q	LX			54	20.00	6.48	454	8.64	4555	8.80	6.48	+.55	-37.8
LexRltyTr	N	LXP	.71	8.1	16	10.20	7.59	1437	8.77	6667	8.88	8.59	-.04	-9.1
LexRT pfC	N	LXPpC	3.25	6.6		51.71	47.00	1	49.03	8	49.03	48.00	+.66	-4.5
LianlouSm	Q	LLIT				3.69	1.40	1	1.54	25	1.65	1.46	-.06	-12.3
Libbey	A	LBY	.47	9.2		11.54	4.60	91	5.09	770	5.80	5.03	-.09	-32.3
▼LbtyASE	N	USA	.72e	13.0		6.87	5.58	935	5.55	5190	5.81	5.52	-.21	-11.9
LbtyASG	N	ASG	.38e	8.1		7.71	4.54	195	4.68	905	4.76	4.61	-.06	-15.5
LibBrdbdA	Q	LBRDA				98.53	67.75	113	78.76	1997	82.20	78.32	-2.04	-7.4
LibBrdbdC	Q	LBRDK				99.68	68.33	358	78.48	2787	82.63	77.88	-1.95	-7.8
LibExpA n	Q	LEXEA				50.82	35.89	159	41.34	1324	43.28	40.82	+.15	-6.7
LibtyGlobA	Q	LBTYA				39.73	22.21	953	23.11	8311	24.54	22.57	-.62	-35.5
▼LibtyGlobB	Q	LBTYB				39.00	22.99		23.47	3	23.72	22.99	-2.36	-34.0
LibtyGlobC	Q	LBTYK				37.86	21.83	3007	22.32	20482	23.91	22.00	-.88	-34.0
▼LibLA A n	Q	LILA				24.00	16.21	246	16.33	2283	17.37	16.07	-.57	-24.3
▼LibLA C n	Q	LILAK				23.92	16.44	822	16.64	4387	17.63	16.28	-.47	-22.2
LibMSirA n	Q	LSXMA				48.57	37.00	837	38.79	3550	40.26	37.76	+.15	-2.2
LibMSirB n	Q	LSXMB				49.94	38.62		38.67	1	38.67	38.67	-2.12	-13.1
LibMSirC n	Q	LSXMK				48.56	36.89	1108	38.89	5284	40.50	38.08	+.26	-1.9
LibMBrA n	Q	BATRA				27.93	21.53	21	25.43	147	26.08	25.18	+.19	+15.3
LibMCFor	Q	FWONK				39.35	28.37	1165	31.34	5258	32.89	31.03	-1.04	-8.3
LibMAFor	Q	FWONA				37.32	27.22	142	30.42	629	31.65	30.11	-.83	-7.0
LibMBrC n	Q	BATRK				27.96	21.61	228	25.55	929	26.05	25.08	+.29	+15.0
▼LibOilSv n	N	LBRT	.05p		19	23.90	14.98	601	15.52	3088	16.61	14.98	+.02	-32.2
▲LibtProp	N	LPT	1.60	3.5	16	46.91	37.77	1129	46.33	8888	46.91	45.42	+.06	+7.7
LibTripA A	Q	LTRPA				20.63	8.45	539	18.32	3310	19.67	17.22	-.27	+94.4
LibTripA B	Q	LTRPB			73	21.98	9.00		18.93	0	18.93	18.93	+.23	+101.4
LifeStorg	N	LSI	4.00	3.9	35	102.91	76.42	297	101.31	1492	102.50	98.25	+.14	+13.7
LifetimeBr	Q	LCUT	.17	1.5	39	19.25	9.00	19	11.31	91	12.22	10.65	-1.07	-31.5
▲Lifevant rs	Q	LFVN				15.50	3.20	203	14.24	1167	15.50	13.00	+.17	+199.2
LifewayFds	Q	LWAY			8	9.41	2.01	3	2.34	112	2.79	2.20	-.25	-70.8
LigandPh	Q	LGND			17	278.62	133.45	808	136.86	2696	154.25	135.55	-8.75	-.1
▼LightPath	Q	LPTH				2.75	1.52	144	1.67	616	1.70	1.52	+.04	-24.8
Lightbrdg rs	Q	LTBR				4.80	.54	237	.66	960	.76	.64	-.10	-46.3
▼LightInBox	N	LITB				3.46	.60	230	.69	708	.77	.60	+.00	-69.8
▼LilisEn n	A	LLEX				6.30	1.61	1275	1.65	5885	2.10	1.58	-.46	-67.7
▼Limbach n	Q	LMB				14.76	3.70	12	3.89	151	4.66	3.59	-.08	-71.9
▼LimelghtN	Q	LLNW				5.52	2.26	2944	2.46	10545	3.27	2.26	-.68	-44.2
LimestBcp	Q	LMST				17.65	11.91	1	14.00	11	15.00	14.00	-.30	-2.2
Limoneira	Q	LMNR	.25	1.2	16	33.42	19.62	57	20.63	451	22.11	20.58	-1.40	-7.9
LincEdSv	Q	LINC	.08	3.2		2.89	1.49	1	2.49	39	2.65	2.28	-.16	+23.3
LincElec	Q	LECO	1.88	2.3	22	101.34	75.07	305	80.21	1512	82.97	78.14	+.24	-12.4
▼LincNat	N	LNC	1.32	2.5	8	86.68	53.99	2547	53.53	14309	56.97	53.26	-2.87	-30.4
LindbladEx	Q	LIND				15.88	8.66	74	12.99	359	13.32	12.67	+.01	+32.7
Linde	N	LIN	3.30	2.1	31	169.75	140.00	2361	156.93	12777	162.46	154.11	+4.21	+1.5
Lindsay	N	LNN	1.24	1.3	48	109.50	83.57	107	96.92	498	99.82	95.15	-.27	+9.9
LineCp n	N	LN				47.81	27.66	32	31.77	362	33.23	31.58	-1.69	-22.5
▼LionsGat A	N	LGF/A	.36	2.3		36.48	15.64	1078	15.61	8025	17.66	15.43	-1.99	-53.8
▼LionsGat B	N	LGF/B	.36	2.5		34.41	14.48	801	14.48	4874	16.31	14.28	-1.78	-54.4
Lipocine	Q	LPCN				3.63	1.03	27	1.39	254	1.48	1.36		-59.6
LiqTech	A	LIQT				1.91	.30	204	1.43	1609	1.53	1.38	-.04	+151.8
LiquidTch n	Q	LQDA				38.46	10.52	9	21.36	74	23.88	20.23	+.40	+92.4
Liquidity	Q	LQDT				8.00	4.35	77	7.16	1639	7.20	6.08	+.36	+47.6
▼LithiaMot	N	LAD	1.16	1.7	8	127.99	69.00	296	69.15	1969	73.59	68.83	-3.08	-39.1
Littelfuse	Q	LFUS	1.72	1.0	33	238.11	163.43	160	169.14	804	178.23	168.88	-3.44	-14.5
LivaNova n	Q	LIVN			46	131.54	76.14	432	94.45	1780	99.40	93.53	-.39	+18.2
LiveNatn	N	LYV				58.26	35.94	800	53.90	5294	55.88	53.23	-1.21	+26.6
▼LiveOakB n	Q	LOB	.12	.8	6	32.95	13.46	298	14.84	3195	16.90	13.46	-1.90	-37.8
LiveVent rs	Q	LIVE				26.50	6.53	4	9.20	18	9.38	8.76	+.44	-42.4
LiveRamp	N	RAMP			88	51.51	18.60	6847	44.89	27663	46.72	42.65	-.38	+62.9
LiveXLve n	Q	LIVX				11.11	2.52	89	5.46	417	5.74	4.45	+.61	+36.5
Livent n	N	LTHM			70	19.90	15.01	1411	15.35	4768	17.22	15.25	-1.45	
LivePrsn	Q	LPSN				27.40	10.80	285	19.20	1538	20.29	18.95	+.23	+67.0
▼LloydBkg	N	LYG	.47a	18.3		4.21	2.51	25699	2.58	132142	2.70	2.51	-.14	-31.2
LockhdM	N	LMT	8.80f	3.1	35	363.00	277.20	1882	287.70	8768	303.25	286.62	+2.30	-10.4
▼Loews	N	L	.25	.6	13	53.59	44.46	1383	45.07	5608	46.05	44.46	-.71	-9.9
LogicBio n	Q	LOGC				18.00	7.26	19	9.51	156	15.88	8.51	-5.49	-17.3
▼Logitech	Q	LOGI	.63e	2.0	23	49.96	31.97	246	32.20	1433	34.14	31.97	-.51	-4.3
LogMeIn	Q	LOGM	1.20	1.4	77	134.80	74.87	807	85.12	3715	89.77	85.02	-1.63	-25.7
LomaNeg n	N	LOMA			10	26.89	6.36	97	10.15	1085	10.79	9.55	-.01	-55.9
LoneRs n	Q	LONE				11.24	3.30	110	5.46	865	6.30	5.33	-.67	+37.5
LongAcq un	Q	LOACU				10.99	10.00	4	10.15	4	10.20	10.10	-.06	+.2
LongAcq rt	Q	LOACR				4.40	.21		.22	60	.22	.22	+.01	-45.0
▼LongevAc n	Q	LOAC				9.95	9.64	0	9.90	6	9.90	9.64	+.05	+2.6
▼LoopInd n	Q	LOOP				19.00	5.69	63	7.79	671	8.90	5.69	+.24	-46.2
LoralSpac	Q	LORL			31	48.80	36.85	41	39.11	266	40.65	38.43	-.69	-11.2
▼LaPac	N	LPX	.13p		9	32.16	20.89	1938	21.37	8782	22.01	20.81	-.53	-18.6
Lovesac n	Q	LOVE				28.88	16.46	42	21.49	258	21.64	18.99	+1.45	-10.4
Lowes	N	LOW	1.92	2.1	21	117.70	81.16	7076	93.36	33609	94.95	87.30	+3.96	+.5
LoxoOncol	Q	LOXO				208.95	75.78	285	138.87	1646	142.40	129.35	+3.87	+65.0
Lubys	N	LUB				3.20	.99	319	1.46	415	1.57	1.46	-.10	-44.7
lululemn gs	Q	LULU			54	164.79	73.22	2951	119.12	19523	125.80	112.37	+5.25	+51.6
LumberLiq	N	LL				32.63	9.95	728	10.14	4892	11.03	10.03	-.60	-67.7
Lumentm n	Q	LITE			6	74.40	37.00	1323	43.46	11090	45.72	40.64	+1.55	-11.1
Luminex	Q	LMNX	.24	.9	64	35.37	18.62	263	25.52	1513	27.71	25.42	-2.90	+29.5
LunaInn h	Q	LUNA				4.32	2.03	81	3.06	262	3.30	2.87	-.19	+25.9
▼LuthBur n	Q	LBC	.23	2.6		13.60	8.96	69	8.94	392	9.95	8.89	-.86	-25.7
Luxoft	N	LXFT			15	59.05	30.78	162	31.33	753	33.28	31.00	-1.70	-43.8
▼Lydall	N	LDL			7	52.55	19.43	72	19.18	530	21.03	19.03	-.98	-62.2
▼LyonBas A	N	LYB	4.00	4.9	7	121.95	82.41	2393	82.34	13979	87.15	81.95	-2.03	-25.4

- M -

Name	Exch. Market	Symbol	Div	Yield	PE	52-week High	52-week Low	Vol 1000s	Friday Last	Vol 1000s	Weekly High	Weekly Low	Chg	YTD % Chg
:▼M&T Bk	N	MTB	4.00	2.7	15	197.37	149.01	825	147.81	4107	157.82	147.38	-10.06	-13.6
M&TBk pfA	N	MTBp	63.75	6.3		1090.00	1010.00	0	1004.06	0				-7.9
▼M&TBk pfC	N	MTBpC	63.75	6.4		1055.00	993.94		1002.50	2	1002.50	993.94	+4.33	-2.7
MACOM	Q	MTSI				38.36	13.07	602	15.56	3495	16.82	15.39	-.08	-52.2
MAG Slv g	A	MAG				12.78	6.12	306	6.89	1135	6.98	6.66	-.09	-44.3
MAM Soft	Q	MAMS			30	9.26	6.68	4	8.12	41	8.25	7.50	-.04	+8.1
MB Fncl	Q	MBFI	.96	2.4	19	51.59	39.15	468	39.42	2728	42.32	39.31	-2.74	-11.5
▼MB Fin pfC	Q	MBFIO	1.50	6.5		26.48	23.00	13	23.23	269	23.70	23.00	-.34	-11.6
MBIA	N	MBI				11.62	6.88	822	8.99	5048	9.05	8.30	+.30	+22.8
MBT Fnl	Q	MBTF	.40	4.0	15	12.49	9.43	27	10.04	134	10.84	10.04	-.61	-5.3
MDC	N	MDC	1.20	4.4	10	35.18	25.14	464	27.46	2071	28.98	27.39	-1.32	-13.9
MDC Pr gs	Q	MDCA	.84	29.0	1	11.55	2.20	389	2.90	2447	3.33	2.87	-.31	-70.3
MDU Res	N	MDU	.81f	3.1	22	29.62	24.29	1046	26.27	5364	26.47	25.51	+.46	-2.3
MEI Phrm	Q	MEIP				5.14	1.79	159	2.53	941	2.65	2.39	-.06	+20.5
MER Tel rs	Q	MTSL				6.45	.99	126	1.76	1669	2.20	1.61	+.09	-16.6
MFA Fncl	N	MFA	.80	11.5	9	8.29	6.72	2507	6.98	12924	7.18	6.95	-.18	-11.9
MFA Fn42	N	MFO	2.00	7.8		26.36	25.31	0	25.67	17	25.71	25.59	-.03	-2.6
MFA pfB	N	MFApB	1.88	7.7		25.88	23.96	19	24.31	78	24.53	24.26	-.08	-3.9
MFC Bcp	N	MFCB				8.00	4.00	12	5.02	33	5.30	4.71	-.32	-35.6
MFS CAMu	A	CCA	.60	6.0		11.75	9.75	13	10.02	52	10.10	10.00	-.05	-12.9
MCR	N	MCR	.72a	9.8		8.56	7.24	154	7.35	811	7.51	7.34	-.12	-13.3
MGF	N	MGF	.41	9.3		4.86	4.29	98	4.41	527	4.41	4.36	+.02	-7.9
MFS HInM	N	CXE	.30	6.2		5.46	4.61	92	4.87	517	4.94	4.73	+.15	-7.1
MFS HYMu	N	CMU	.28	6.5		4.76	4.17	134	4.24	614	4.38	4.24	-.06	-8.2
MFS IHI	N	CIF	.25	11.1		3.02	2.22	136	2.23	681	2.27	2.23	-.02	-24.1
MIN	N	MIN	.42	11.4		4.18	3.62	394	3.70	1482	3.72	3.65		-10.8
MFS InvG	N	CXH	.50	5.7		9.94	8.56	7	8.81	71	8.99	8.80	-.15	-9.3
MMT	N	MMT	.52	9.8		6.15	5.17	128	5.31	715	5.52	5.30	-.16	-12.5
MFM	N	MFM	.38	6.0		6.97	6.04	94	6.38	518	6.64	6.35	-.18	-7.1
MFV	N	MFV	.58	10.7		6.77	5.34	15	5.40	62	5.58	5.40	-.06	-8.8
▲MGE Engy	Q	MGEE	1.35	2.0	29	68.52	51.05	57	66.66	353	68.52	64.70	+.69	+5.6
MGIC Inv	N	MTG			7	16.21	9.97	2253	10.17	15778	11.03	10.13	-.83	-27.9
MGMGrPr n	N	MGP	1.79f	6.1		31.61	25.31	788	29.43	3440	29.51	28.21	+.59	+1.0
MGM Rsts	N	MGM	.48	1.8	8	38.41	23.81	4658	26.46	45252	27.26	25.49	+.47	-20.8
▼MGP Ing	Q	MGPI	.32	.6	34	99.73	55.57	457	56.51	1600	63.13	53.66	-5.05	-26.5
MI Homes	N	MHO			10	37.41	21.30	118	22.51	914	23.93	22.42	-1.24	-34.6
MICT Inc	Q	MICT				1.94	.29	74	.37	335	.39	.30	+.00	-67.2
▼MKS Inst	Q	MKSI	.80	1.2	9	128.28	66.06	860	64.83	3606	70.66	64.69	-3.13	-31.4
MMA Cap	Q	MMAC			3	30.58	23.70	3	26.60	27	26.91	25.89	+.12	+9.5
MPLX LP	N	MPLX	2.55f	7.6	22	39.38	31.60	3918	33.70	12447	34.06	32.71	-.40	-5.0

Continued on **next page**

NYSE, NYSE American and Nasdaq Exchanges

Continued from **previous page**

Name	Exch. Market	Symbol	Div	Yield	PE	52-week High	52-week Low	Vol 1000s	Friday Last	Vol 1000s	Weekly High	Weekly Low	Chg	YTD % Chg
▼MRC Glbl	N	MRC			15	22.98	14.08	1224	14.06	5905	15.21	13.93	-.82	-16.9
MSA Safety	N	MSA	1.52	1.5	58	110.83	71.47	118	100.34	527	102.95	98.44	+.98	+29.4
MSB Fin	Q	MSBF	.92f	5.2		21.95	16.14	4	17.60	44	18.15	17.14	-.10	-1.1
MSC Ind	N	MSM	2.32	2.9	14	99.94	75.34	304	80.00	1777	82.32	79.49	-2.32	-17.2
MSCI Inc	N	MSCI	2.32	1.5	32	184.22	124.08	677	150.45	3243	156.50	147.31	+.70	+18.9
MSG Netw	N	MSGN			10	28.13	17.95	276	24.16	1997	26.14	23.65	-1.86	+19.3
MTS	Q	MTSC	1.20	2.7	12	57.00	42.00	56	44.92	400	48.02	44.74	-2.37	-16.4
MTchAcq n	Q	MTEC				11.80	9.17	15	10.07	127	10.13	10.00	+.03	+4.7
MTchAc un	Q	MTECU				12.38	9.94		10.78	28	10.88	10.78	-.17	+7.1
MV OilTr	N	MVO	.76e	10.0	6	12.63	6.25	20	7.58	171	7.78	7.08	-.17	-9.8
MVB Fin n	Q	MVBF	.12	.7		20.40	14.65	4	17.80	52	18.70	16.94	-.55	-11.4
▼MVC Cap	N	MVC	.60	7.0	22	10.97	8.70	34	8.56	249	8.89	8.56	-.19	-18.9
MVC 22 n	N	MVCD	1.56	6.2		27.25	24.92	18	25.21	26	25.29	25.03	+.11	-2.4
MYOS	**Q**	**MYOS**				**2.50**	**1.03**	**458**	**1.50**	**27360**	**1.99**	**1.07**	**+.41**	**+10.6**
▼MYR Grp	Q	MYRG			16	40.81	27.84	35	27.88	304	29.50	27.73	-.54	-22.0
▼MacQUtlDv	N	MFD	1.20	12.2		13.56	9.70	20	9.82	188	10.16	9.70	-.24	-21.0
MacQGInf	N	MGU	1.48	7.6		26.29	19.39	49	19.53	224	20.27	19.52	-.26	-24.2
Macatawa	Q	MCBC	.28f	2.9	17	12.92	8.84	14	9.57	158	9.83	9.10	+.23	-4.3
▼Macerich	N	MAC	3.00f	6.3	26	69.73	46.98	1189	47.77	10238	50.75	46.98	-2.87	-27.3
MackCali	N	CLI	.80	3.8	10	22.32	15.86	1271	21.18	3414	21.81	20.91	-.46	-.8
▼MackFn	Q	MFNC	.48	3.5	10	17.58	13.20	2	13.60	57	13.88	13.20	-.04	-14.5
Macquarie	N	MIC	5.24e	13.0	8	67.84	36.20	608	40.32	3176	41.85	39.28	-.50	-37.2
▼MacroGen	**Q**	**MGNX**				**32.74**	**11.16**	**329**	**13.69**	**5720**	**14.99**	**11.16**	**-2.72**	**-27.9**
Macys	N	M	1.51	4.9	10	41.99	22.47	6667	30.61	34307	32.83	30.35	-.70	+21.5
▼MadCvCall	N	MCN	.72	11.1		7.94	6.70	94	6.51	497	6.88	6.51	-.20	-15.7
MadSqGd n	N	MSG			81	330.00	205.22	451	261.49	2009	281.12	257.60	-9.99	+24.0
MadrigP rs	Q	MDGL				325.98	77.00	242	110.24	996	117.88	106.23	-2.80	+20.1
Magal	Q	MAGS				6.48	4.73	21	5.01	124	5.10	5.00	-.02	-1.0
MagellnHlt	Q	MGLN			15	112.25	51.88	379	59.95	3282	63.62	56.03	+2.32	-37.9
MagellMid	N	MMP	3.91f	6.7	17	75.82	54.82	1969	58.03	6746	60.41	57.81	-1.15	-18.2
Magenta n	**Q**	**MGTA**				**16.33**	**6.10**	**164**	**6.92**	**532**	**8.60**	**6.82**	**-.91**	**-52.3**
▼MagicSft	Q	MGIC	.29e	3.6	18	9.25	7.60	12	8.07	124	8.16	7.60	+.21	-3.7
▼Magna g s	N	MGA	1.32	2.9	8	67.47	43.85	956	45.36	5523	46.50	43.85	-.14	-20.0
MagnaChip	N	MX			4	13.35	6.15	201	6.78	1928	7.11	6.20	+.39	-31.9
MagneG rs	Q	MNGA				7.14	.13	3545	.27	25570	.29	.26	-.01	-94.4
MagyarBc	Q	MGYR			51	13.50	12.05		12.30	0	12.30	12.30	+.06	-3.9
▼MaidenH	**Q**	**MHLD**	**.20m**	**11.6**		**9.10**	**1.90**	**1272**	**1.73**	**4182**	**2.33**	**1.70**	**-.50**	**-73.8**
Maiden prA	N	MHpA	2.06	23.8		25.27	7.75	38	8.64	366	11.50	7.95	+.39	-65.0
▼Maiden pfC	N	MHpC	1.78	25.4		24.69	5.69	58	7.00	543	9.40	5.69	+.10	-71.3
▼MaidnH pfD	N	MHpD	1.68	23.7		22.83	6.10	34	7.10	234	9.40	6.10	+.20	-66.1
MaidenHld n	N	MHLA	.60	3.7		24.50	13.65	41	16.30	286	16.74	13.81	+1.31	-29.1
MaidHld 43	N	MHNC	1.94	8.5		25.00	18.26	133	22.93	474	23.30	20.52	+1.93	-6.1
MainStCap	N	MAIN	2.28f	6.1	11	40.82	34.37	339	37.47	1136	37.99	37.04	-.11	-5.7
MainSDTMu	N	MMD	1.18	5.9		20.49	18.54	64	19.96	273	20.09	19.47	+.27	+.7
Majesco n	**A**	**MJCO**			**78**	**9.27**	**4.93**	**12**	**7.05**	**80**	**7.06**	**6.03**	**+.84**	**+31.3**
MMyTrip	Q	MMYT				41.70	20.82	718	25.01	1787	26.45	23.65	+1.29	-16.2
MalibuBoat	Q	MBUU			24	59.57	27.85	264	38.62	1096	41.06	36.63	-1.58	+29.9
Mallinckdt	N	MNK				36.65	11.65	2218	19.20	11225	21.72	18.96	-1.56	-14.9
MalvernBc	Q	MLVF			19	28.20	19.08	6	19.46	63	20.54	19.30	-1.02	-25.7
MamEngy n	Q	TUSK	.50	2.6		42.30	17.56	190	19.35	1087	22.47	19.25	-1.97	-1.4
ManTech	Q	MANT	1.00	1.8	17	68.11	46.00	90	55.22	689	56.53	53.44	+1.55	+10.0
▼ManchUtd	N	MANU	.36	2.1	1	27.70	16.91	56	17.49	613	18.69	16.91	+.20	-11.7
ManhAssc	Q	MANH			30	62.39	39.10	406	45.80	2452	47.63	45.51	-1.06	-7.5
▼ManhBrCa	Q	LOAN	.48	8.2	13	8.00	5.54	47	5.87	125	5.98	5.34	-.08	-1.3
Manitex	Q	MNTX				13.26	6.13	98	6.60	242	7.32	6.50	-.29	-31.3
▼Manitowc rs	N	MTW				44.03	15.37	389	15.27	2331	16.80	15.04	-.87	-61.2
MannKd rs	Q	MNKD				4.05	.98	1318	1.68	8521	1.84	1.66	-.07	-27.6
Mannatech	Q	MTEX	2.00	10.5		22.40	13.50	5	19.09	16	20.54	18.38	-.85	+27.3
ManngNap	N	MN	.08m	4.5	7	4.35	1.65	114	1.78	821	1.82	1.65	+.03	-50.6
▼ManpwrGp	N	MAN	2.02f	3.0	7	136.93	69.30	818	68.38	3412	74.56	68.02	-4.78	-45.8
▼Manulife g	N	MFC	.88			22.16	14.76	2255	14.73	11522	15.37	14.59	-.47	-29.4
MarathnO	N	MRO	.20	1.3		24.20	14.27	12693	15.04	82029	16.06	14.95	-1.01	-11.2
▼MaraPat hrs	**Q**	**MARA**				**7.03**	**.45**	**264**	**.43**	**1712**	**.54**	**.41**	**-.08**	**-89.6**
▼MarathPt s	N	MPC	1.84	3.1	9	88.45	59.55	8583	59.87	35486	63.37	59.55	-1.69	-9.3
MarchxB	Q	MCHX	.50e			3.20	2.47	83	2.92	421	3.07	2.86	-.15	+6.0
MarcusMill	N	MMI			20	41.45	28.89	120	34.51	730	35.90	34.01	-.31	+5.8
Marcus	N	MCS	.60	1.4	34	44.61	23.55	149	42.53	709	43.14	40.29	+1.23	+55.5
MarinSft rs	Q	MRIN				11.75	2.15	8	3.04	94	3.04	2.20	+.25	-72.2
▼MarPet	**Q**	**MARPS**	**.35e**	**17.7**	**7**	**4.85**	**1.81**	**6**	**1.98**	**73**	**2.31**	**1.81**	**-.27**	**-41.8**
MarineP	**N**	**MPX**	**.40**	**2.3**	**31**	**24.82**	**12.00**	**36**	**17.27**	**468**	**20.65**	**16.59**	**-4.57**	**+35.6**
MarineMx	N	HZO			19	26.11	16.40	210	19.51	1764	20.66	19.40	-.35	+3.2
MarinusPh	**Q**	**MRNS**				**10.54**	**3.31**	**2000**	**3.62**	**30380**	**6.00**	**3.37**	**-1.55**	**-55.6**
Markel	N	MKL			59	1228.32	1020.00	57	1048.58	257	1080.43	1028.00	+.35	-7.9
MarkerTh	Q	MRKR				13.55	2.58	236	6.82	919	7.40	6.35	-.37	+74.0
▲MktAxess	Q	MKTX	1.68	.7	56	231.33	172.09	251	226.50	1371	231.33	221.77	+1.77	+12.3
MarlinBs	Q	MRLN	.56	2.4	13	31.95	21.15	21	23.68	68	24.18	22.12	-.20	+5.7
MAR	Q	MAR	1.64	1.5	24	149.21	106.96	2242	107.66	13440	112.94	107.37	-3.59	-20.7
▼MarriotVac	N	VAC	1.80f	2.5	12	154.14	71.71	428	72.31	2556	76.24	70.83	-.29	-46.5
Marrone	Q	MBII				3.39	.90	150	1.20	1302	1.35	1.10	-.13	+9.1
MarshM	N	MMC	1.66	2.0	23	89.59	77.11	1521	83.00	11561	85.49	82.41	-1.77	+2.0
▼MartenTr s	Q	MRTN	.10	.6	25	29.60	16.96	278	16.77	1052	18.22	16.67	-.74	-17.4
MartMM	N	MLM	1.92	1.1	25	241.33	150.75	1046	174.76	3870	184.25	171.98	-6.72	-20.9
MartinMid	Q	MMLP	2.00	18.0	7	16.95	10.25	146	11.09	572	11.61	11.06	-.51	-20.8
MarvellTch	Q	MRVL	.24	1.6	20	25.18	14.69	8991	15.38	62924	16.00	15.19	-.06	-28.4
Masco	N	MAS	.48f	1.6	15	46.45	27.15	3369	29.54	18122	30.64	29.09	-.59	-32.8
Masimo	Q	MASI			40	126.89	80.69	311	107.04	2506	112.87	104.83	+1.74	+26.2
▼Masonite g	N	DOOR			9	75.25	47.03	160	47.03	866	51.81	46.83	-4.77	-36.6
▼Mastec	N	MTZ			10	55.53	39.97	1678	39.50	5379	41.97	39.44	-1.36	-19.3
MastechD s	A	MHH			15	11.49	4.71	12	6.30	41	6.49	6.24	-.06	
MastrCrft	Q	MCFT			10	39.50	20.44	137	20.92	1242	23.25	20.60	-1.70	-5.9
MasterCrd	N	MA	1.32f	.7	45	225.35	149.89	3788	195.33	22415	205.96	193.00	-1.17	+29.0
▼MatadorRs	**N**	**MTDR**			**13**	**35.22**	**18.34**	**3093**	**17.37**	**14954**	**21.41**	**17.22**	**-3.92**	**-44.2**
Match n	Q	MTCH	2.00e		29	60.95	28.28	3026	43.20	12715	43.73	39.18	+3.33	+38.0
Materialise	**Q**	**MTLS**				**15.95**	**11.16**	**258**	**15.67**	**612**	**15.68**	**13.63**	**+1.65**	**+23.3**
Materion	N	MTRN	.42	.9	29	65.10	44.95	95	46.53	487	49.31	46.28	-1.96	-4.3
MatinasB n	A	MTNB				1.59	.32	206	.76	1616	.81	.73	-.01	-34.1
MatrixSv	Q	MTRX				25.75	13.00	137	18.16	992	19.57	17.84	-.80	+2.0
Matson	N	MATX	.84	2.4	6	41.96	27.73	237	34.59	891	37.15	34.38	-1.59	+15.9
▼Mattel	**Q**	**MAT**	**.60**	**5.1**	**84**	**18.88**	**12.08**	**6895**	**11.79**	**29797**	**13.47**	**11.66**	**-1.64**	**-23.3**
MatthInt	Q	MATW	.80f	2.0	14	61.25	39.05	98	40.88	674	43.34	40.62	-.17	-22.6
MauiLand	N	MLP			60	17.55	9.95	26	12.08	93	12.17	11.21	+.75	-30.2
▼MaxarTc n	**N**	**MAXR**	**1.48**	**11.9**		**66.51**	**12.38**	**564**	**12.46**	**3460**	**14.24**	**12.38**	**-1.39**	**-80.6**
MaximIntg	Q	MXIM	1.84	3.5	20	74.94	46.85	2417	52.78	17112	54.65	52.40	-.12	+1.0
Maximus	N	MMS	1.00f	1.4	21	72.71	60.00	408	69.46	2033	71.74	68.74	-.40	-3.0
MaxLinear	N	MXL			21	28.06	14.87	282	18.69	1737	19.76	18.54	-.19	-29.3
▼MaxwellT	Q	MXWL				6.27	2.01	202	2.04	926	2.25	2.01	-.08	-64.6
MaysJ	Q	MAYS			27	43.50	35.50		40.03	4	40.03	38.78	+1.28	+2.7
MazorRbt	Q	MZOR				76.56	41.60	513	58.31	1994	58.40	58.19	+.11	+13.0
McClatch rs	A	MNI				10.71	5.83	6	7.50	46	8.00	7.27	-.50	-16.0
▲McCorm vot	N	MKC/V	2.08f	1.3		156.50	98.25	0	156.72	7	156.72	148.01	+5.89	+55.9
▲McCorm	N	MKC	2.28f	1.5	22	156.00	98.34	1054	151.57	5298	156.00	147.60	+1.18	+48.7
McDnlds	N	MCD	4.64f	2.5	28	190.88	146.84	4450	183.29	16617	186.83	180.55	+.33	+6.5
McGrathR	Q	MGRC	1.36	2.6	8	68.79	42.98	113	52.15	576	53.94	50.82	+.02	+11.0
▼McKesson	N	MCK	1.56	1.3	10	178.86	117.19	1699	116.66	7372	126.12	116.22	-8.28	-25.2
McEwenM	N	MUX	.01	.6		2.55	1.68	1215	1.72	7440	1.82	1.70	-.10	-24.6
Mechel pf	N	MTLp				1.34	.60	1	.70	11	.78	.65	-.05	-33.0
Mechel rs	N	MTL				5.60	2.30	29	2.38	270	2.52	2.37	-.21	-54.8
MedalDiv n	Q	MDRR	.18p			9.75	8.50	0	9.00	4	9.30	9.00	-.12	-4.3
MedalFin	Q	MFIN	.20	3.5		7.25	2.81	77	5.66	383	5.99	5.42	+.06	+60.3
MedalF 9 21	Q	MFINL	2.25	8.8		26.96	24.11		25.68	12	25.72	25.56	+.08	-4.3
▼Medequit n	N	MRT	.84	11.9		12.00	6.54	179	7.06	1376	7.09	6.54	+.32	-37.1
MedProp	N	MPW	1.00	5.9	19	17.52	11.82	2207	16.85	17738	17.30	16.65	+.13	+22.3
MedTrBill	Q	MTBC				5.65	2.53	89	4.60	349	4.83	4.24	-.10	+76.2
MedTBill pf	Q	MTBCP	2.75	10.7		28.29	22.21	16	25.70	54	26.33	25.58	-.57	+1.7
▼MediCo	**Q**	**MDCO**				**41.57**	**19.55**	**4885**	**19.06**	**14160**	**23.20**	**18.64**	**-2.29**	**-30.3**
MediciNova	Q	MNOV				14.50	6.09	121	8.86	357	9.77	8.62	-.13	+36.9
Medidata	Q	MDSO			81	88.87	59.60	415	71.34	2150	74.80	70.35	-1.33	+12.6
Medifast	N	MED	3.00f	2.2	58	260.98	61.96	289	133.34	1319	142.57	130.01	-5.56	+91.0
Medigus rs	Q	MDGS				10.20	2.81	6	3.26	31	3.47	3.23	-.19	-38.3
MediWound	**Q**	**MDWD**				**7.35**	**3.56**	**32**	**4.82**	**231**	**5.45**	**4.80**	**-.57**	**+8.3**
▼MedleyCap	N	MCC	.40	12.4		5.61	3.16	296	3.22	1658	3.34	3.16	-.10	-38.3
MedleyC 23	N	MCV	1.53	6.1		25.98	24.16	1	24.95	24	25.10	24.64	+.73	-1.1
MedleyC 21	N	MCX	1.63	6.5		26.03	24.81	0	25.02	5	25.09	24.95	-.04	-3.0
▼Medley n	N	MDLX	.22p			25.09	23.21	5	23.25	43	23.69	23.20	-.46	-6.2
Medley24 n	N	MDLQ				25.57	24.50	5	24.85	24	25.00	24.80	-.10	-1.4
MedleyMgt	**N**	**MDLY**	**.80**	**19.5**		**7.15**	**3.10**	**36**	**4.10**	**150**	**4.76**	**4.05**	**-.59**	**-36.9**
▼Mednax	N	MD			9	63.04	37.26	1152	36.25	4955	39.96	36.10	-3.12	-32.2
Medpace n	Q	MEDP			37	65.09	31.75	465	53.41	2257	60.06	53.17	-4.30	+47.3
Medtrnic	N	MDT	2.00	2.1	57	100.15	76.41	6291	93.72	31228	97.41	92.91	-.52	+16.1
MeetGrp	Q	MEET				5.63	1.84	557	3.71	2664	4.00	3.70	-.24	+31.6
MegalFn un	N	MFACU				10.17	9.99	0	10.07	1	10.07	10.07	-.01	+.5
MeiraGTx n	Q	MGTX				15.49	7.98	33	12.09	146	13.58	11.70	-.46	-19.4
MelcoResE	Q	MLCO	.32e	1.8	57	32.95	15.33	2178	17.58	15342	18.76	16.95	+.54	-39.5
▼Melinta rs	**Q**	**MLNT**				**17.55**	**1.27**	**619**	**1.18**	**2653**	**1.67**	**1.18**	**-.49**	**-92.5**
Mellanox	Q	MLNX			53	99.14	58.40	534	90.83	2944	95.86	88.65	-1.20	+40.4
MelroseBn	Q	MELR	.34e		27	20.50	17.60	1	19.39	12	19.70	18.50	-.20	-3.1
MenloTh n	Q	MNLO				39.86	5.23	75	5.45	465	6.78	5.30	-.22	-81.0
Menus n	Q	MRUS				26.74	11.00	8	12.46	87	13.15	11.55	+.89	-35.8
MercadoL	Q	MELI	.60	.2		417.91	276.00	497	326.52	2767	366.12	324.13	-20.04	+3.8
▼MercBank	Q	MBWM	1.00f	3.5	13	38.47	27.84	35	28.25	241	29.58	27.84	-.32	-20.1
▼MercerIntl	Q	MERC	.50	4.4	10	19.14	11.19	150	11.37	1078	12.10	11.16	-.48	-20.5
MerchBcp n	Q	MBIN	.24	1.1		29.15	18.51	14	21.00	179	21.67	19.35	+.08	+6.7
Merck	N	MRK	2.20f	2.9	29	80.19	52.83	13238	76.48	66266	79.08	75.86	+.31	+35.9
MercGn	N	MCY	2.51	4.6	31	61.83	41.41	358	54.09	1756	58.49	53.83	-3.52	+1.2
MercSys	Q	MRCY			86	57.26	30.11	250	48.38	1278	50.81	46.73	+.17	-5.8
Meredith	N	MDP	2.18	4.1		72.25	47.30	215	53.19	1202	56.89	52.12	-2.10	-19.5
▼MeridBcp	Q	EBSB	.28f	1.9	18	21.85	14.99	123	14.99	959	15.66	14.97	-.49	-27.2
MeridnBk n	Q	MRBK				21.37	15.26	4	17.33	6	17.33	16.65	+.58	-13.3
MeridBio	Q	VIVO	.50	2.9	29	19.84	13.53	236	17.47	1355	18.80	17.34	-.88	+24.8
MeritMed	Q	MMSI			56	66.34	41.55	203	56.28	1267	60.23	56.08	-2.60	+30.3
Meritage	N	MTH			10	54.90	32.02	371	36.97	1825	38.37	36.63	-.81	-27.8
Meritor	N	MTOR			5	29.54	15.01	1136	15.96	9597	17.19	15.62	-.05	-32.0
ML CZN46	N	PIY	2.09	16.9		17.60	11.78	9	12.35	23	13.19	12.27	-.82	-16.0
MLRRD29	N	PYS	1.58	10.0		22.44	14.38	2	15.73	20	16.36	15.71	-.33	-22.3
MLGS flt	N	PYT	.76	3.8		22.60	19.01		19.95	2	19.95	19.61	+.30	-4.8
▼MLIdxPI33	A	IPB	1.51	5.9		29.00	25.72	0	25.58	9	26.00	25.58	-.43	-7.7
MerrimP rs	Q	MACK			1	11.70	3.34	50	4.08	222	4.35	3.84	-.16	-60.2
▼Mersana n	Q	MRSN				23.96	4.70	35	4.78	374	5.52	4.70	-.33	-70.9
▼MesaAir n	**Q**	**MESA**				**16.41**	**10.00**	**120**	**10.10**	**756**	**12.06**	**9.95**	**-1.79**	**-14.0**
MesaLabs	Q	MLAB	.64	.3		224.95	122.35	54	207.33	164	213.80	202.75	-4.23	+66.8
▼MesaRoyl	N	MTR	1.46e	11.2	13	19.85	13.04	2	13.05	10	13.31	13.04	-.08	-29.3
Mesab	N	MSB	2.79e			32.68	21.60	60	25.44	150	26.99	24.99	-.47	+1.2
▼Mesoblast n	Q	MESO				8.78	4.00	45	4.13	267	4.59	4.00	-.32	-29.3
▼MetaFincl s	Q	CASH	.20	1.0	6	39.33	19.91	218	20.02	1392	21.24	19.91	-.39	-35.2
▼Methanx	Q	MEOH	1.32	2.6	11	83.23	51.25	470	51.35	3142	55.57	51.17	-1.97	-15.2
▼Methode	N	MEI	.44	2.0	17	45.45	22.75	483	22.38	3471	25.12	22.24	-1.63	-44.2
▼MetLife	N	MET	1.68	4.3	8	55.21	38.90	6919	38.89	36980	40.71	38.81	-1.74	-23.1
▼MetLfe pfA	N	METpA	1.02	4.9		25.80	20.77	181	20.65	757	22.31	20.58	-1.35	-16.9
▼MetroBkH n	N	MCB				55.00	33.20	6	33.42	33	34.83	33.20	-.57	-20.6
MettlerT	N	MTD			40	697.26	521.79	164	587.12	728	615.00	583.27	-3.66	-5.2
MexcoEn	**A**	**MXC**				**14.49**	**3.00**	**22**	**3.30**	**55**	**3.92**	**3.25**	**-.42**	**-16.0**
MexEqt	N	MXE	1.62e	.1		13.05	9.29	6	9.95	17	10.19	9.88	-.08	-3.0
MexicoFd	N	MXF	.80e	6.2		17.24	12.00	23	12.88	147	13.00	12.68	-.07	-18.2
▼MKors	N	KORS			10	75.96	37.45	4477	37.94	23003	41.24	36.72	-2.54	-39.7
▼Michaels	Q	MIK			8	27.87	14.82	2117	14.69	13185	15.92	14.60	-.96	-39.3
MicrFoc n	N	MFGP				34.99	12.67	522	18.09	2765	19.05	18.06	-.37	-46.1
Microbot rs	Q	MBOT				17.40	1.58	80	1.98	454	2.13	1.85	+.03	-87.1
Microchp	Q	MCHP	1.46f	2.0		104.20	60.70	2842	71.64	21710	74.70	69.55	+1.38	-18.5
MicrSol n	A	MICR				3.96	2.88	8	3.19	12	3.20	3.10	+.09	-8.9
MicronT	Q	MU			3	64.66	33.82	28878	34.20	144500	36.61	34.06	-1.11	-16.8
Microsoft	Q	MSFT	1.84	1.7	44	116.18	83.83	46960	106.03	226934	111.27	103.89	+1.21	+24.0
MicroStr	Q	MSTR			22	151.23	120.26	83	126.92	585	129.85	125.50	-.66	-3.3
▼Microvisn	Q	MVIS				1.85	.56	241	.56	2414	.60	.55	-.01	-66.0
▼MidPenn	**Q**	**MPB**	**.60**	**2.7**	**12**	**37.90**	**22.65**	**13**	**22.48**	**46**	**25.34**	**22.44**	**-2.63**	**-32.1**
MidAApt	N	MAA	3.84f	3.8	18	104.98	85.16	803	101.41	3354	103.14	99.84	-.43	+.8
MdAApt pfI	N	MAApI	2.13	3.3		67.50	61.56	1	64.55	1	66.57	62.86	+1.33	-4.1
▼MidConEn	**Q**	**MCEP**				**2.52**	**.80**	**136**	**.82**	**467**	**.94**	**.75**	**-.10**	**-30.5**
▼Midatech n	**Q**	**MTP**				**2.65**	**.17**	**148**	**.19**	**843**	**.25**	**.17**	**-.03**	**-76.8**
Middleby	Q	MIDD			20	138.89	98.06	290	109.35	1368	112.23	106.64	-.02	-19.0
▼MiddlefldB	Q	MBCN	1.12	2.8	13	54.90	40.27	2	40.30	15	45.56	40.00	-3.90	-16.4
▲MdsxWatr	**Q**	**MSEX**	**.96f**	**1.6**	**32**	**60.31**	**33.96**	**206**	**58.56**	**533**	**60.31**	**51.47**	**+6.13**	**+46.7**
▼MidlStBc n	Q	MSBI	.88	4.0	15	36.06	22.60	89	21.96	556	23.51	21.85	-1.26	-32.4
▼MidsthBcp	N	MSL	.04	.4	94	16.15	11.48	15	11.33	132	12.25	11.33	-.62	-14.5
MidstPet	N	MPO				19.04	6.77	134	7.60	810	8.09	7.45	-.45	-54.2
▼MidWOne	Q	MOFG	.78	3.1	14	36.39	25.52	23	25.18	114	26.99	24.30	-1.78	-24.9
▼Milacron n	N	MCRN				22.62	12.06	728	12.67	2735	13.28	12.06	+.22	-33.8
▼MilestnSci	A	MLSS				1.25	.32	143	.38	4278	1.09	.32	-.02	-67.8
▼Millendo rs	Q	MLND				22.80	9.30	9	10.51	48	11.25	9.30	+.11	-50.0
MillerHer	Q	MLHR	.79	2.5	13	41.85	29.95	267	31.03	2010	32.99	30.90	-1.05	-22.5
MHowHiInc	N	HIE	1.39	12.6		13.34	10.79	85	11.05	362	11.47	10.95	-.13	-11.4
MillerInds	N	MLR	.72	2.7	14	29.40	22.80	23	27.11	113	28.27	26.95	-.13	+5.1

Name	Exch. Market	Symbol	Div	Yield	PE	52-week High	52-week Low	Vol 1000s	Friday Last	Vol 1000s	Weekly High	Weekly Low	Chg	YTD % Chg
Mimecast n	Q	MIME				46.87	26.50	437	33.42	1580	37.05	33.31	-.57	+16.6
Mind CTI	Q	MNDO	.30e	13.5	10	2.55	2.08	35	2.23	116	2.25	2.22	-.01	-9.5
Mindbody n	Q	MB				45.50	23.02	400	24.98	2803	27.18	24.62	-.63	-18.0
▼MinTech	N	MTX	.20	.4	12	80.80	49.69	203	49.34	792	52.69	49.10	-1.33	-28.3
MinervaN	Q	NERV				12.95	5.00	84	7.84	627	8.25	7.71	-.10	+29.6
▼Miragen rs	Q	MGEN				10.70	2.70	808	2.96	1656	3.23	2.70	-.21	-71.6
MiratiTher	Q	MRTX				65.35	15.35	473	40.38	2236	42.42	37.97	+1.26	+121.3
Misonix	Q	MSON				21.43	8.25	20	16.27	64	16.97	15.98	-.23	+72.2
▼Mistras	N	MG			23	23.83	14.83	90	14.67	278	16.10	14.58	-1.46	-37.5
Mitcham	Q	MIND				4.57	2.86	15	3.49	94	3.78	3.46	-.25	+10.1
Mitchm pfA	Q	MINDP	2.25	9.6		25.50	20.30	2	23.46	11	23.82	22.65	+.07	+.9
▲MitekSys	**Q**	**MITK**			**34**	**10.62**	**6.32**	**394**	**10.41**	**3478**	**10.75**	**9.60**	**+1.44**	**+16.3**
▼MitsuUFJ	N	MUFG				8.11	5.04	1530	5.05	11461	5.29	5.03	-.17	-30.5
MiX Tele	**N**	**MIXT**	**.22e**			**21.00**	**11.29**	**123**	**15.80**	**617**	**17.77**	**15.45**	**-1.80**	**+23.8**
▼MizuhoFn	N	MFG				4.00	3.06	1141	3.08	5719	3.18	3.06	-.07	-15.4
▼MobileMini	Q	MINI	1.00	3.1		50.40	32.40	240	32.46	1010	35.43	32.19	-2.06	-5.9
▼MobileTele	N	MBT	.53e	7.5	1	12.80	6.64	2479	7.11	21205	7.28	6.64	-.20	-30.2
MobileIron	Q	MOBL				5.71	3.80	927	4.53	2789	4.78	4.48	-.14	+16.2
Model N	N	MODN				20.33	12.60	318	14.07	1481	14.86	13.88	-.10	-10.7
ModMed n	Q	MMDM				10.24	9.72		10.15	315	10.18	10.13	-.02	+3.6
ModMed rt	Q	MMDMR				.55	.01	0	.25	48	.30	.17	-.02	-35.9
▼ModMed un	Q	MMDMU				11.00	9.52		10.68	25	10.75	9.52	-.07	+1.6
▼Moderna n	Q	MRNA				22.75	17.99	746	18.32	12578	20.66	17.99	-.28	-1.5
▼Modine	N	MOD			8	25.75	11.35	203	11.34	1183	12.20	11.28	-.28	-43.9
▼Moelis&Co	N	MC	1.88f	5.2	27	67.65	36.60	334	36.49	2082	39.27	36.31	-2.19	-24.8
Mohawk	N	MHK			9	282.21	113.45	871	116.98	5258	122.95	116.28	-3.46	-57.6
MolecTemp	Q	MTEM				13.25	3.87	79	4.56	673	5.15	4.15	+.17	-54.5
Moleculin n	Q	MBRX				3.34	1.03	190	1.26	9186	1.69	1.21	-.03	-32.3
MolinaHlth	N	MOH				154.06	71.07	1100	131.72	3855	144.25	129.66	-1.08	+71.8
MolsCoorB	N	TAP	1.64	2.6	10	85.86	55.52	1600	62.00	10507	64.77	61.70	-1.37	-24.5
Momenta	**Q**	**MNTA**				**32.20**	**10.10**	**469**	**11.39**	**5655**	**14.23**	**10.96**	**-2.86**	**-18.4**
▼Momo	Q	MOMO				54.24	24.05	2758	25.22	20900	26.36	24.05	+.65	+3.0
▼MonakGp n	Q	MKGI				5.07	1.20	24	1.29	97	1.45	1.18	-.11	-74.0
MonarCas h	Q	MCRI			25	49.63	37.05	28	38.60	182	40.68	38.03	-.45	-13.9
Mondelez	Q	MDLZ	1.04	2.4	21	46.54	37.42	6481	43.55	38590	44.74	43.05	-.25	+1.8
MoneyGrm	Q	MGI				14.00	1.73	398	1.88	3063	2.04	1.75	-.01	-85.7
MngDB A n	Q	MDB				93.23	24.62	865	90.58	5653	92.76	79.13	+6.23	+205.2
MonRE	N	MNR	.68	4.9	28	18.27	13.46	759	13.76	4355	14.17	13.48	-.03	-22.7
MonRE pfC	N	MNRpC	1.53	6.8		25.25	21.31	22	22.60	267	22.93	22.02	+.12	-9.7
MonPwSys	Q	MPWR	1.20	1.0	80	152.21	101.99	224	118.62	1394	125.70	118.38	-3.21	+5.6
Monotype	Q	TYPE	.46	2.8	53	26.75	16.45	247	16.86	1508	17.55	16.62	-.23	-30.0
Monro	Q	MNRO	.80	1.1	39	84.38	50.25	415	75.00	1758	80.48	74.22	-3.66	+31.7
▼MonroeCap	Q	MRCC	1.40	13.6	7	14.65	10.69	285	10.31	1102	11.35	10.29	-.57	-25.0
MonroeC23 n	Q	MRCCL	1.44	5.9		25.05	24.25	0	24.59	11	24.72	24.42	-.14	-1.4
MonstrBv s	Q	MNST			32	70.21	47.61	3607	52.69	19079	58.42	52.51	-4.72	-16.7
Moodys	N	MCO	1.76	1.2	26	187.98	139.11	1482	145.52	6265	149.96	142.91	-.26	-1.4
Moog A	N	MOG/A	1.00	1.3	20	93.93	68.37	106	77.53	685	79.39	75.29	+.24	-10.7
Moog B	N	MOG/B	1.00	1.3	20	91.71	72.60		77.96	1	77.96	75.60	-1.56	-12.1
▼MorgStan	N	MS	1.20	3.0	9	59.38	39.56	17288	39.64	78315	41.88	39.53	-1.68	-24.4
MorgSt pfE	N	MSpE	1.78	6.6		29.64	26.43	93	26.77	472	26.97	26.61	+.04	-7.6
MorgSt pfF	N	MSpF	1.72	6.5		29.15	25.95	583	26.36	1021	26.50	26.12	+.13	-7.3
MorgSt pfI	N	MSpI	1.59	6.2		28.51	25.23	218	25.46	787	25.71	25.31	-.01	-8.6
MorgS pfG	N	MSpG	1.66	6.5		27.74	25.36	42	25.46	184	25.62	25.41		-4.7
MorgSt pfK	N	MSpK				27.40	24.45	147	24.77	717	24.90	24.53	-.02	-8.6
MS Asia	N	APF	.14e	.8		19.99	14.11	50	16.78	323	17.10	16.41	+.03	-8.8
MS China	N	CAF	13.33e			27.79	17.71	118	19.64	431	20.01	18.90	+.29	-16.0
MS CushHi	N	MLPY	1.28e	21.4		8.00	5.79	4	5.98	18	6.00	5.87	-.02	-15.4
MS EMD	N	MSD	.57e	6.7		10.04	8.17	157	8.53	649	8.55	8.43	+.04	-14.5
MSEMDDbt	N	EDD	.80m	12.6		8.27	6.07	179	6.35	1558	6.47	6.30	-.06	-17.5
MSEmMkt	N	MSF	.05e	.3		19.86	14.93	12	16.36	102	16.77	16.16	-.13	-8.6
MS India	N	IIF	.04e			35.14	20.60	55	22.73	395	23.17	21.56	+.38	-31.4
MSJCP97	N	HJV	1.75	28.2		14.50	6.15	4	6.22	13	6.45	6.18	+.04	-49.6
MkVRMB	N	CNY				49.16	39.30	1	43.34	8	44.29	40.27	-.41	+.8
▼MSDLEur	N	URR				21.49	15.90	0	16.35	1	17.19	15.90	-.42	-9.8
MSDSEur	N	DRR				59.45	44.20	1	57.58	3	58.13	54.80	+1.98	+18.9
▼MorgSt pfA	N	MSpA	1.01e	5.3		23.95	18.63	153	18.92	965	19.18	18.63	-.07	-16.4
Mornstr	Q	MORN	1.00	.9	23	144.34	90.00	109	114.42	480	116.13	110.55	-.79	+18.0
Mosaic	N	MOS	.10	.3	48	37.37	22.90	3497	30.93	26576	34.13	30.55	-2.59	+20.5
MoSys rs	Q	MOSY				2.23	.15	671	.18	6413	.21	.17	-.01	-83.8
▼MotifBio n	**Q**	**MTFB**				**11.52**	**5.92**	**4**	**6.08**	**9**	**6.90**	**5.92**	**-.87**	**-43.8**
MotorcarP	Q	MPAA			22	28.98	12.09	344	18.62	1105	18.76	16.46	+1.33	-25.5
MotrlaSolu	N	MSI	2.28f	1.8	23	133.97	89.18	655	126.65	4582	132.32	125.39	-.31	+40.2
MotusGI n	Q	MOTS				10.66	3.03	25	3.39	72	3.49	3.12		-22.6
MtnPDia g	**Q**	**MPVE**	**.04p**			**3.00**	**1.16**	**85**	**1.25**	**314**	**1.38**	**1.16**	**-.18**	**-54.5**
Movado	N	MOV	.80	2.5	77	53.73	28.15	197	31.59	1637	34.36	31.45	-1.41	-1.9
Moxian n	Q	MOXC				4.00	.42	16	.50	88	.55	.50	-.02	-87.0
MrCoopr rs	Q	COOP				20.04	7.81	669	13.34	3709	14.45	13.26	-.12	+30.9
MudrickC n	Q	MUDS				9.95	9.55		9.89	101	9.95	9.80	+.01	+3.1
▲MudrcC un	Q	MUDSU				10.50	9.98		10.50	3	10.50	10.18	+.05	+5.0
Mueller	N	MLI	.40	1.7	17	37.57	21.96	247	24.00	1650	24.46	22.55	+1.51	-32.3
MuellerWat	N	MWA	.20	2.0	27	12.96	9.59	580	9.79	5313	10.31	9.77	-.23	-21.9
▼MultiColor	Q	LABL	.20	.6	9	89.70	36.65	146	35.93	1184	39.55	35.55	-3.68	-52.0
MurphO	N	MUR	1.00	3.6		36.53	24.39	1371	27.53	11206	29.89	27.44	-2.46	-11.3
MurphUSA	N	MUSA			16	89.69	61.05	248	75.65	1482	76.83	72.45	+2.11	-5.9
▼MustBio n	**Q**	**MBIO**				**12.89**	**2.90**	**71**	**2.84**	**267**	**3.45**	**2.80**	**-.60**	**-76.3**
▼MutualFst	Q	MFSF	.80f	2.6	15	40.00	31.40	11	31.25	33	32.95	27.10	-1.50	-18.9
MySize n	Q	MYSZ				3.58	.57	89	.90	998	1.00	.87	-.10	+38.1
MyersInd	N	MYE	.54	3.4	31	25.70	15.25	103	15.68	551	16.33	15.53	-.55	-19.6
▼Mylan NV	Q	MYL			9	47.82	29.10	3440	29.05	23330	30.76	28.97	-1.50	-31.3
MyndAnaly	Q	MYND				4.08	1.15	17	1.26	299	1.55	1.24	-.02	-62.9
MyoKard n	Q	MYOK				67.79	35.55	160	53.26	1178	58.52	52.51	-3.80	+26.5
Myomo n	A	MYO				5.63	1.60	72	1.83	490	1.87	1.61	+.07	-51.2
Myovant n	N	MYOV				27.45	11.30	58	17.52	324	19.62	17.41	-.66	+38.6
MyriadG	Q	MYGN			35	50.44	27.27	566	31.15	3854	31.95	30.24	-.36	-9.3

- N -

Name	Exch. Market	Symbol	Div	Yield	PE	52-week High	52-week Low	Vol 1000s	Friday Last	Vol 1000s	Weekly High	Weekly Low	Chg	YTD % Chg
:NBT Bcp	Q	NBTB	1.04f	2.9	15	41.88	34.05	123	35.48	678	37.04	35.19	-1.03	-3.6
▼NCI BldSy	N	NCS			7	23.35	10.21	787	9.82	3732	11.17	9.76	-.67	-49.1
NCR Corp	N	NCR			21	38.68	23.41	1006	23.53	4437	26.00	23.42	-2.27	-30.8
▼NCS Mltst n	Q	NCSM				20.54	5.88	146	6.51	938	7.16	5.88	-.70	-55.8
NETgear	Q	NTGR				78.30	48.16	394	49.88	1573	54.17	49.64	-2.62	-15.1
▲NF EngSv	**Q**	**NFEC**				**25.00**	**.86**	**207**	**17.00**	**1086**	**25.00**	**14.09**	**+3.46**	**+1652.6**
NGL EnPt	N	NGL	1.56	15.3		17.65	9.14	3010	10.20	7682	10.53	9.54	+.12	-27.4
NGL En pfB	N	NGLpB	2.25	10.0		25.56	21.92	16	22.58	115	23.46	22.11	-.62	-7.5
NI Hldg n	Q	NODK				17.90	15.10	18	15.95	74	16.11	15.26	+.10	-6.1
▼NIC Inc	Q	EGOV	.32	2.6	15	18.90	12.34	268	12.38	2128	12.90	12.31	-.38	-25.4
NICE Ltd	Q	NICE	.64	.6	35	119.83	84.49	236	111.68	1110	113.84	110.91	-.84	+21.5
NII Hldg n	Q	NIHD				8.51	.23	1524	4.62	6329	4.90	4.04	+.08	+989.6
▼NL Inds	N	NL			3	14.80	3.33	19	3.55	198	3.98	3.33	-.33	-75.1
nLIGHT n	**Q**	**LASR**			**81**	**43.63**	**16.25**	**1829**	**17.11**	**4455**	**20.91**	**16.39**	**-2.00**	**-36.5**
NMI Hldg h	Q	NMIH			12	24.50	13.35	300	18.03	1379	19.19	17.83	-.25	+6.1
▼NN Inc	Q	NNBR	.28	4.4	7	29.50	6.39	860	6.32	3798	7.46	6.09	-.43	-77.1
NRC Grp	**A**	**NRCG**				**11.00**	**6.41**	**14**	**7.08**	**74**	**8.76**	**7.01**	**-.80**	**-27.8**
▲NRG Egy	N	NRG	.12	.3	68	43.08	23.75	4831	42.32	26408	43.08	40.00	+1.79	+48.6
NTN Buzz rs	A	NTN				8.40	1.89	7	2.14	245	2.35	1.92	-.03	-49.2
NV5 Global	Q	NVEE			21	96.70	40.01	63	63.43	404	67.00	63.00	-1.11	+17.1
NVE Corp	Q	NVEC	4.00	4.2	35	135.00	68.50	16	94.50	108	96.96	92.51	+.27	+9.9
NVR	N	NVR			16	3700.00	2040.71	22	2446.01	134	2500.00	2327.75	-10.75	-30.3
nVent El n	N	NVT				29.84	21.00	560	22.56	2715	23.51	22.25	-.54	-.7
NXP Semi	Q	NXPI	1.00	1.3	10	125.93	69.72	3008	77.57	23749	81.36	74.16	+1.32	-33.8
▼Nabors	**N**	**NBR**	**.24**	**9.4**		**8.87**	**2.62**	**16737**	**2.54**	**88095**	**3.07**	**2.46**	**-.50**	**-62.8**
Nabriva n	Q	NBRV				6.94	1.84	120	1.96	1384	2.12	1.91	-.04	-67.2
NACCO	N	NC	.66	2.0	4	45.90	28.77	5	32.75	57	34.78	31.93	-.72	-13.0
NamTai	N	NTP	.28	3.1		13.90	8.40	18	9.02	67	9.14	8.69	+.09	-28.1
NanoDim n	**Q**	**NNDM**				**3.89**	**1.21**	**106**	**1.25**	**474**	**1.58**	**1.23**	**-.18**	**-59.3**
NanoString	Q	NSTG				18.86	5.87	189	16.40	975	18.23	16.08	-.68	+119.5
NanoVib n	**Q**	**NAOV**				**5.00**	**2.81**	**1**	**3.40**	**3**	**3.86**	**3.05**	**-.38**	**-27.4**
NanoViric	**A**	**NNVC**				**1.15**	**.25**	**98**	**.30**	**383**	**.37**	**.30**	**-.07**	**-65.9**
Nanomtr	Q	NANO			20	48.26	22.08	131	28.19	751	29.74	28.09	-.27	+13.1
▼NantHlth n	**Q**	**NH**				**4.05**	**.64**	**138**	**.62**	**615**	**.80**	**.62**	**-.17**	**-79.6**
▼NantKwst n	**Q**	**NK**				**5.47**	**1.40**	**233**	**1.35**	**1254**	**1.65**	**1.34**	**-.19**	**-69.9**
Napco	Q	NSSC			34	17.74	7.90	19	15.36	113	16.74	15.25	-.56	+75.5
Nasdaq	Q	NDAQ	1.76	2.0	22	96.84	72.98	536	86.54	3692	89.62	85.11	-.38	+12.6
Natera n	Q	NTRA				29.62	8.60	544	15.30	2430	17.64	15.24	-1.67	+70.2
Nathans s	Q	NATH	1.00a	1.5	34	107.05	60.35	6	67.33	34	72.27	65.51	-3.45	-10.8
▼NatAmUnv	**Q**	**NAUH**	**.18**	**71.7**		**1.87**	**.23**	**814**	**.25**	**2159**	**.34**	**.23**	**-.07**	**-82.3**
NatBkHldg	N	NBHC	.68f	2.1	19	41.44	30.98	147	32.64	555	35.40	32.53	-2.42	+.6
NatlBnksh	Q	NKSH	1.21e	3.1	19	49.75	37.55	4	38.84	28	42.54	37.60	+.43	-14.5
▼NatlBevrg	Q	FIZZ	2.90e		23	127.32	78.65	249	78.89	1291	87.57	78.15	-4.79	-19.0
NatCineM	Q	NCMI	.68	9.5	80	10.94	5.09	539	7.17	2662	7.54	6.73	+.34	+4.5
NatlCmce n	Q	NCOM			17	48.60	35.02	62	36.42	439	39.93	36.32	-2.29	-9.5
▼NatEnrSv n	Q	NESR			46	14.38	7.99	39	8.68	412	8.85	7.99	-.07	-12.8
NatEnSv wt	Q	NESRW				.85	.77		.80					-2.4
NatFuGas	N	NFG	1.70	3.0	17	59.15	48.31	533	55.87	2421	56.28	54.07	+.99	+1.7
NatGenHld	Q	NGHC	.16	.7	16	28.89	18.22	241	24.23	1262	25.93	24.05	-1.16	+23.4
▼NatGnH pfA	Q	NGHCP	1.88	8.7		26.18	21.66	3	21.59	29	23.54	21.59	-1.66	-14.5
▼NatGnH pfB	Q	NGHCO	1.88	9.0		25.85	20.98	29	20.84	132	22.89	20.70	-1.91	-16.8
▼NatGnH pfC	Q	NGHCN	1.88	9.0		25.84	21.02	18	20.80	113	22.99	20.76	-2.05	-16.9
▼NatGnH 55	Q	NGHCZ	1.91	8.5		26.00	22.25	14	22.41	77	23.31	22.11	-1.19	-11.8
NatGrid	N	NGG	2.89e	5.5		59.82	50.52	936	52.78	4955	53.98	51.11	-.28	-10.3
NtHlthInv	N	NHI	4.00	5.0	20	81.60	62.71	265	79.31	1168	81.56	78.93	-1.14	+5.2
NHltcre	A	NHC	2.00f	2.5	30	84.90	57.00	35	79.70	194	82.86	78.53	-1.27	+30.8
NatlHld rs	Q	NHLD				6.26	2.34	0	3.28	22	3.37	3.15	+.02	-.6
NatInstrm	Q	NATI	.92	2.0	57	53.57	38.78	827	46.12	3639	48.50	45.97	-.88	+10.8
▼NOilVarco	**N**	**NOV**	**.20**	**.7**		**49.08**	**27.30**	**4533**	**26.68**	**21720**	**29.69**	**26.53**	**-3.13**	**-25.9**
NatPresto	N	NPK	1.00a	.8	17	140.33	88.80	22	121.48	176	129.04	119.47	+.31	+22.2
NatResrch	Q	NRC	.76a	1.9	77	42.85	26.35	15	39.33	109	40.06	37.75	+.44	+5.4
▲NatRetPrp	N	NNN	2.00	3.9	23	51.48	36.25	1001	50.65	6785	51.48	49.91	-.17	+17.4
NRetP pfE	N	NNNpE	1.43	6.2		25.80	22.15	28	22.89	167	23.06	22.46	+.28	-10.4
NtRetP pfF	N	NNNpF	1.30	6.3		25.21	20.20	33	20.71	205	21.29	20.51	-.14	-17.5
NSecGrp	Q	NSEC	.20	1.6	10	18.17	12.08		12.90	0				-21.1
NatlStor n	N	NSA	1.20f	4.1	94	32.28	23.10	684	29.25	3413	29.94	28.18	+.05	+7.3
▼NtStorAf pfA	N	NSApA				26.20	22.18	16	22.28	71	23.47	22.18	-.31	-14.4
NatlVis n	Q	EYE			93	46.63	29.55	720	29.84	3923	34.06	29.60	-2.52	-26.5
NatWstnLf	Q	NWLI	.36	.1	10	344.00	260.65	4	298.09	64	308.72	291.56	-2.27	-9.9
NatxIntV n	N	MVIN				47.10	41.49	5	41.85	19	42.41	41.88	-.35	-6.1
NaturlAlt	Q	NAII			9	12.15	8.73	2	9.86	47	10.40	9.70	-.32	-4.3
NatGsSvcs	N	NGS			53	29.35	17.50	22	17.90	171	20.06	17.50	-1.71	-31.7
NatrlGroc	N	NGVC			46	24.50	6.18	133	17.96	665	18.52	16.89	+.16	+101.1
NatHlTr n	Q	NHTC	.64f	2.8	5	27.23	14.15	37	22.83	284	23.29	21.57	+.70	+50.3
▲NatRsPt rs	N	NRP	1.80	4.6	11	39.86	24.06	76	39.17	223	39.86	37.65	+.87	+50.7
NaturesSun	Q	NATR	.40	4.7		12.50	7.55	6	8.46	33	9.15	8.46	-.41	-26.8
NatusMed	Q	BABY			42	41.55	27.69	244	32.02	1052	33.76	31.64	-1.52	-16.2
Natuzzi	N	NTZ				1.89	.82	1	.90	35	.94	.85	-.00	-43.8
Nautilus	N	NLS			16	17.20	10.83	138	11.27	1116	12.24	11.24	-.76	-15.6
NavideaBio	A	NAVB				.45	.13	628	.14	3702	.15	.13	-.01	-61.6
Nav43	Q	JSM	1.50	8.8		25.00	16.92	32	17.03	166	18.52	16.95	-1.03	-28.4
▼Navient	Q	NAVI	.64	6.7	6	15.03	9.81	2637	9.59	12799	10.64	9.53	-1.05	-28.0
NavigCons	N	NCI	.20	.9	21	26.10	18.14	278	23.22	1805	24.32	23.05	-.64	+19.6
NavigatrH	N	NVGS				13.55	9.55	41	11.36	395	12.00	11.31	-.36	+15.3
NavgGp s	Q	NAVG	.28	.4	25	71.45	46.25	281	69.51	828	69.62	69.40	-.08	+42.7
NaviosAc rs	**N**	**NNA**				**18.00**	**5.25**	**76**	**6.02**	**240**	**6.67**	**5.96**	**-.68**	
▲▼NaviosM n	Q	NMCI				4.85	3.26	9	3.15	174	4.85	2.92		-16.3
▼Navios pfG	**N**	**NMpG**	**2.19**	**58.4**		**17.33**	**3.41**	**7**	**3.75**	**52**	**4.17**	**3.40**	**-.53**	**-76.9**
Navios	**N**	**NM**				**1.48**	**.25**	**244**	**.28**	**2005**	**.34**	**.27**	**-.07**	**-76.7**
▼NavMH pfH	**N**	**NMpH**	**2.16**	**63.5**		**17.00**	**3.50**	**11**	**3.40**	**64**	**4.27**	**3.40**	**-.88**	**-79.2**
NavMMid	N	NAP	2.00f	80.0		10.40	2.23		2.50	377	2.64	2.36	+.05	-73.7
▼NaviosMar	N	NMM	.08	7.0		2.62	1.15	507	1.14	2116	1.27	1.14	-.07	-51.7
▼Navistar	**N**	**NAV**			**9**	**47.73**	**25.33**	**686**	**25.77**	**4628**	**28.16**	**25.05**	**-2.92**	**-39.9**
NebulaA un	Q	NEBUU				10.20	9.96	8	10.06	9	10.06	10.04	+.01	+.4
▼NeenahP	N	NP	1.64	2.5	23	96.15	63.14	116	65.12	552	66.41	63.14	+1.65	-28.2
NektarTh	Q	NKTR			9	111.36	33.50	1707	36.51	14834	38.65	35.57	-.48	-38.9
Nelnet	N	NNI	.72f	1.4	11	64.00	48.30	73	51.08	401	53.37	50.71	-1.23	-6.8
▼Nemaura n	**Q**	**NMRD**				**6.80**	**1.28**	**44**	**1.36**	**206**	**1.80**	**1.28**	**-.34**	**-76.3**
Neogen s	Q	NEOG			49	97.38	54.09	126	62.23	1536	65.31	60.30	+.72	+.9
NeoGenom	Q	NEO				19.04	7.08	1582	13.25	9983	14.34	13.03	-.94	+49.5
▼NeonTh n	Q	NTGN				16.23	5.41	61	5.57	355	5.91	5.41	-.16	-62.9
Neonode rs	Q	NEON				9.60	1.31	10	1.72	91	1.78	1.56	+.12	-76.9
NeoPhoton	N	NPTN				9.48	4.95	449	6.65	2913	6.99	6.20	+.21	+1.1
NeosTher n	Q	NEOS				11.69	1.65	591	2.10	2487	2.50	1.94	+.10	-79.4
▼Neovas grs	**Q**	**NVCN**				**75.00**	**.71**	**1055**	**.65**	**5707**	**.89**	**.65**	**-.13**	**-98.9**
NeptWln g	Q	NEPT			6	5.14	1.70	655	2.81	2826	3.10	2.73	-.23	+19.1
Net1UEPS	Q	UEPS			6	13.15	4.44	222	4.86	1053	5.20	4.70	+.10	-59.1
NetElem rs	**Q**	**NETE**				**33.51**	**3.75**	**89**	**7.12**	**469**	**8.34**	**6.60**	**-1.00**	**-36.0**
NetApp	Q	NTAP	1.60	2.6	23	88.08	52.00	3829	61.43	20158	66.22	61.39	-2.96	+11.0
NetEase	Q	NTES	1.67e	.7	9	377.64	184.60	914	248.00	4423	257.15	232.49	+11.39	-28.1
Netflix s	Q	NFLX				423.21	184.82	9908	266.84	50387	281.77	260.61	+1.70	+39.0
NtScout	Q	NTCT			34	31.78	21.58	368	26.28	3021	27.99	25.54	+.54	-13.7
Netshoes n	N	NETS				9.94	1.16	33	1.26	52	1.36	1.24	-.05	-84.1
NetSolTch	Q	NTWK			12	10.53	4.25	44	5.89	226	6.47	5.84	-.31	+25.1
Netw1Tch	A	NTIP	.10	4.1	7	3.25	2.25	28	2.45	120	2.54	2.33	-.03	+2.1
NBCAInt	A	NBW	.74	6.1		14.00	11.92	24	12.17	121	12.34	12.12	-.08	-10.5
NeuB HYld	A	NHS	.96	9.4		11.90	9.97	112	10.17	425	10.39	10.13	-.04	-13.5

Continued on **next page**

NYSE, NYSE American and Nasdaq Exchanges

Continued from **previous page**

Name	Exch. Market	Symbol	Div	Yield	PE	52-week High	52-week Low	Vol 1000s	Friday Last	Vol 1000s	Weekly High	Weekly Low	Chg	YTD % Chg
NBIntMu	A	NBH	.90	7.0		14.97	12.62	72	12.83	552	13.06	12.73	-.09	-13.3
NB MLP	N	NML	1.26	14.5					8.69					
NBNYInt	A	NBO	.58	5.1		12.40	11.00	9	11.24	138	11.38	11.19	-.06	-7.6
NBRESec	A	NRO	.36	8.1		5.59	4.29	419	4.42	1151	4.63	4.38	-.12	-20.1
▼Neuralst h	Q	CUR				2.50	.39	62	.44	518	.45	.39	-.01	-74.7
▼NeurMx rs	Q	NURO				2.96	.78	47	.84	2171	1.15	.78		-51.4
▼Neurcrine	Q	NBIX				126.98	64.72	1362	71.34	18571	87.86	64.72	-12.84	-8.1
Neuronet n	Q	STIM				39.39	15.40	113	20.09	504	21.25	19.17	+.42	-27.7
▼Neurotrpe h	Q	NTRP				11.93	3.78	47	4.10	316	5.35	3.78	-1.30	-41.8
NevGCas	A	UWN			27	2.86	1.80	18	2.43	96	2.45	2.41		-9.0
NevroCorp	N	NVRO				94.34	35.41	456	39.54	2931	43.00	39.38	-1.91	-42.7
Nevsun g	A	NSU	.04	.9		4.54	2.00	1779	4.38	2723	4.48	4.28	-.10	+79.5
NewAgeB n	Q	NBEV				9.99	1.30	13867	5.94	116523	6.73	4.70	+1.25	+173.7
NewAmHi	N	HYB	.78a	9.9		9.58	7.87	45	7.88	229	8.06	7.88	-.05	-16.2
NewConcEn	A	GBR			38	12.75	1.23	190	1.89	479	2.29	1.79	-.29	+21.2
▼NE Realty	A	NEN	1.00	1.7	2	73.50	56.55	0	59.00	4	59.31	56.55	+2.48	-19.6
NwGold g	A	NGD				3.56	.70	4602	.79	18771	.89	.77	-.07	-76.0
▼NewHome	N	NWHM			7	13.55	6.24	70	6.13	290	6.92	6.03	-.71	-51.1
▼NwIreland	N	IRL	2.15e	2.0		13.14	7.90	32	8.08	121	8.28	7.90	-.28	-35.5
NJ Rscs s	N	NJR	1.09	2.2	20	51.83	35.55	500	50.21	2442	51.57	48.90	+.78	+24.9
▼NewLink	Q	NLNK				10.41	1.70	241	1.75	1627	1.84	1.70	-.08	-78.4
▼NewMedia	N	NEWM	1.52f	12.4	31	19.10	12.30	296	12.22	1865	12.83	12.18	-.53	-27.2
NwMtnFin	N	NMFC	1.36	10.6	10	14.35	12.05	388	12.84	2003	13.34	12.80	-.06	-5.2
NewOriEd	N	EDU	.40e		27	108.40	51.21	1299	56.69	10354	58.05	53.36	-.81	-39.7
NewRelic	N	NEWR				114.78	56.01	482	87.17	3158	90.30	82.65	+4.01	+50.9
NewResid	N	NRZ	2.00	12.8	6	18.75	15.24	6011	15.68	34249	16.93	15.51	-1.22	-12.3
▼NewSenInv	N	SNR	.52	11.0	9	8.89	4.61	851	4.73	4729	5.00	4.55	-.25	-37.4
NY CmtyB	N	NYCB	.68	7.2	11	14.53	8.88	7483	9.42	39889	10.14	9.38	-.63	-27.6
NY Cmt pfA	N	NYCBpA				29.08	23.55	43	23.62	381	24.71	23.59	-.60	-17.4
▼NYCmty un	N	NYCBpU	3.00	6.7		56.99	44.12	3	44.49	20	45.75	44.12	-1.23	-12.3
NYMtgTr	Q	NYMT	.80	13.2	7	6.54	5.35	1104	6.06	10115	6.25	5.99	+.07	-1.8
NYMtT pfB	Q	NYMTP	1.94	8.5		25.50	18.66	1	22.89	30	23.58	22.89	-.11	-9.6
NYMtT pfC	Q	NYMTO	1.97	8.7		25.05	20.52	7	22.68	40	23.25	22.23	-.45	-7.4
▼NYMtgT pfD	Q	NYMTN	2.00	9.0		25.00	22.27	21	22.26	128	22.88	22.26	-.41	-9.8
NY Times	N	NYT	.16	.7		28.72	17.83	1590	24.49	16408	26.06	24.37	-.62	+32.4
NewatrTc n	Q	NEWA				29.69	7.50	14	7.80	72	8.30	7.73	-.38	-16.9
NewellRub	Q	NWL	.92f	4.2		32.58	15.12	12960	22.08	46339	23.80	21.95	-.60	-28.5
▼NewfldExp	N	NFX			7	35.20	15.31	5750	14.70	28009	16.56	14.65	-1.74	-53.4
NewMarket	N	NEU	7.00	1.8	21	437.63	352.89	35	394.11	143	405.00	388.36	-8.97	-.8
NewmtM	N	NEM	.56	1.7	25	42.04	29.06	5086	33.31	28611	34.49	33.21	-.08	-11.2
▼NewpkRes	N	NR				11.65	6.61	393	6.60	2517	7.07	6.54	-.40	-23.3
▼NewsCpA	Q	NWSA	.20	1.6		17.29	12.11	3077	12.25	21656	13.01	12.11	-.11	-24.4
▼NewsCpB	Q	NWS	.20	1.6		17.70	12.43	460	12.46	2579	13.18	12.42	-.25	-24.9
NewtekBsn	Q	NEWT	1.80e	9.3		24.24	16.07	183	19.33	853	20.44	19.32	-.68	+4.5
Newtek 22	Q	NEWTZ	1.88	7.4		27.00	25.20	0	25.46	11	25.83	25.41	+.06	-4.0
Newtek23 n	Q	NEWTI	1.56	6.2		26.00	24.99	1	25.20	5	25.50	25.19	-.20	+.4
NexGen g	A	NXE				2.85	1.65	702	1.94	1995	2.13	1.91	-.12	-24.4
NexaRsc n	N	NEXA			13	21.20	16.03		18.82					-4.0
Nexeo Sol	Q	NXEO				12.64	7.91	362	8.77	3092	9.39	8.69	-.25	-3.6
Nexeo un	Q	NXEOU				13.90	7.65		9.12	3	9.86	8.82	-.83	-5.2
▼NexPtCr rs	N	NHF	2.40m	11.5		25.64	21.03	120	20.96	353	21.88	20.82	-.53	-17.1
NxPtRsT n	N	NXRT	1.10f	3.1	11	38.17	23.04	112	35.27	681	36.81	35.01	-1.02	+26.2
NexstarM	Q	NXST	1.50	1.8	7	89.75	60.30	492	85.00	3455	89.56	83.92	-.30	+8.7
NextDec n	Q	NEXT				10.29	3.95	11	4.75	42	4.85	4.63	+.05	-42.9
NxtEraLP	N	NEP	1.80f	4.0	32	50.66	36.84	90	45.24	678	46.74	45.12	-1.11	+4.9
NxtGenHI	Q	NXGN	.70	4.2	27	23.73	12.24	356	16.71	1537	18.28	16.42	-.22	+23.0
NextEra 72	N	NEEpI	1.28	5.8		25.70	21.50	55	21.97	412	22.25	21.59	+.42	-12.0
NextEra 73	N	NEEpJ	1.25	5.8		25.40	21.01	53	21.47	274	21.70	21.10	+.29	-14.0
▼NextEra76	N	NEEpK				25.85	22.50	67	22.68	342	23.02	22.50	+.11	-11.3
NextEraEn	N	NEE	4.44	2.4	13	184.20	145.10	2307	181.24	14021	183.84	179.68	-1.62	+16.0
NxtEra pfR	N	NEEpR				60.42	53.67	226	60.00	635	60.36	59.00	+.05	+6.8
NiSource s	N	NI	.78	2.8	34	28.11	22.44	2768	27.49	12050	27.73	26.60	+.35	+7.1
NiaM pfB	N	NMKpB	3.60	3.8		104.75	91.00	5	94.50	70	94.50	93.00	-.82	-1.7
NiaM pfC	N	NMKpC	3.90	4.2		103.95	91.67	4	93.56	9	93.57	92.25	-1.64	-5.5
NichFncl h	Q	NICK			45	12.50	7.90	12	10.88	33	10.95	10.42	+.09	+23.6
NicoletBc n	Q	NCBS			14	58.95	48.44	10	50.21	51	52.00	49.00	-1.28	-8.3
Nielsen plc	N	NLSN	1.40	5.4	15	39.25	20.53	3433	25.72	15810	26.73	25.34	-.71	-29.3
NightstTh n	Q	NITE				29.55	9.59	60	11.64	259	13.64	10.92	-1.85	-11.3
NikeB s	N	NKE	.88f	1.2	58	86.04	60.13	7197	72.53	37557	75.28	70.61	-.81	+16.0
NiuTech n	Q	NIU				10.20	6.32	126	7.13	1225	7.68	6.86	-.54	-17.6
NoahHldgs	N	NOAH			24	69.56	34.20	156	42.71	1578	48.06	42.27	-3.75	-7.7
▼NobilisH n	A	HLTH				1.70	.31	2013	.33	3114	.38	.31	-.02	-75.3
▼NobleCorp	N	NE	.08	2.5		7.44	3.37	7952	3.22	30207	3.81	3.19	-.46	-28.8
▼NobleEngy	N	NBL	.44	2.0	22	37.76	22.35	4449	21.79	30941	23.64	21.70	-1.99	-25.2
NobleMid n	N	NBLX	1.91e		9	57.98	31.31	166	34.73	876	35.98	32.48	+.82	-30.5
NokiaCp	N	NOK	.19e	3.2		6.41	4.51	17796	5.94	179227	6.06	5.60	+.41	+27.5
NomadF n	N	NOMD				21.45	15.27	1546	17.60	5358	19.29	17.57	-1.48	+4.1
▼Nomura	N	NMR				6.83	3.86	396	4.01	3263	4.11	3.86	-.09	-31.1
Noodles	Q	NDLS				13.50	4.55	656	6.95	2817	7.98	6.82	-.49	+32.4
▼Norbord n	N	OSB	1.29	5.2		45.45	24.18	206	25.05	958	26.62	24.18	-1.44	-25.9
▼NordicAOff	N	NAO	.18	37.9		1.42	.40	440	.48	2907	.59	.40	+.03	-60.4
NordicAm	N	NAT	.23e	9.1		3.83	1.82	974	2.51	5856	2.84	2.49	-.26	+2.0
▼Nordson	Q	NDSN	1.40	1.2	20	151.84	110.16	516	118.55	2819	121.26	110.16	+5.08	-19.0
Nordstrm	N	JWN	1.48a	3.0	20	67.75	44.86	2426	48.61	12686	50.66	47.83	-.75	+2.6
NorflkSo	N	NSC	3.20f	2.1	23	186.91	127.79	2694	150.88	12632	159.97	150.31	-6.11	+4.1
NorSys	Q	NSYS				8.08	2.77		4.28	18	4.64	4.22	-.44	+10.9
NoAmEn g	N	NOA	.08			6.20	4.20		5.79					+17.0
▼NEurO	N	NRT	.78e	13.2	8	9.40	5.89	31	5.92	93	6.25	5.86	-.25	-14.9
NoWestCp	N	NWE	2.20	3.4	17	65.74	50.01	216	63.93	1255	65.05	63.51	+.20	+7.1
▼NorestB	Q	NBN	.04	.2	10	26.00	17.82	7	17.76	70	18.50	17.75	-.61	-23.3
NDynMn g	A	NAK				2.30	.43	299	.61	4199	.70	.59	-.07	-65.8
NthnO&G	A	NOG			30	4.49	1.47	6663	2.39	26828	2.61	2.21	-.02	+16.6
NthnTech	Q	NTIC	.48f	1.6	15	41.90	18.31	3	29.98	33	31.44	28.54	-1.23	+21.1
▼NorTrst	Q	NTRS	2.20	2.5	15	115.61	86.16	1468	86.37	8565	90.13	85.63	-2.01	-13.5
▼NthnTr pfC	Q	NTRSP	1.46	5.9		27.78	24.49	70	24.69	406	25.31	24.37	-.12	-6.0
NorthfldBc	Q	NFBK	.40	3.0	17	18.05	12.92	125	13.42	537	13.72	13.07	+.06	-21.4
▼Nthrim	Q	NRIM	1.08	3.3	14	45.40	32.00	12	32.85	92	33.96	32.00	+.12	-3.0
NorthropG	N	NOC	4.80	1.8	28	360.88	245.57	1106	262.71	9419	279.03	260.61	+5.17	-14.4
NStREur n	N	NRE	.60	3.8		16.78	10.08	331	15.94	1507	16.07	15.67	+.07	+18.7
NwstBcsh	Q	NWBI	.68	4.0	17	18.56	15.50	978	16.85	3089	17.60	16.78	-.72	+.7
NwNaturHI	N	NWN	1.90f	2.8		71.29	51.50	86	67.06	445	68.21	65.29	+.08	+12.4
NwstPipe	Q	NWPX				25.05	16.52	30	23.16	221	23.89	21.81	+.76	+21.0
NorwCruis	N	NCLH			12	61.18	41.61	1840	47.62	7719	48.89	46.70	+.03	-10.6
NorwdFn s	Q	NWFL	.96f	3.2	20	40.58	28.76	4	30.30	27	33.24	30.29	-2.94	-8.2
▼NovaLfstyl	Q	NVFY				3.00	.77	28	.80	222	.97	.77	-.13	-66.7
NovaMeas	Q	NVMI			12	32.00	20.83	31	23.24	328	24.57	23.11	-.82	-10.3
NovaBay rs	A	NBY				4.20	.97	7	1.25	36	1.27	1.15	+.05	-67.5
NovaGld g	A	NG				5.05	3.41	1052	3.84	6614	4.03	3.78	-.08	-2.3
▼Novan n	Q	NOVN				5.05	1.23	138	1.28	882	1.76	1.23	-.11	-69.7
Novanta	Q	NOVT				78.85	48.10	139	61.33	754	64.15	59.63	+1.75	+22.7
Novartis	N	NVS	2.75e	3.1	17	94.19	72.30	2463	87.39	12656	89.01	85.79	+.31	+4.1
Novavax	Q	NVAX				2.75	1.05	11000	2.41	65221	2.58	2.03	+.36	+94.4
Novelion rs	Q	NVLN				5.87	.70	243	1.10	1503	1.20	1.00	-.06	-64.7
NovoNord	N	NVO	.96e	2.1		58.37	41.23	2974	46.50	11396	46.92	44.76	+1.12	-13.4
NovoCure n	Q	NVCR				53.70	19.06	502	35.66	2926	36.84	33.34	+2.03	+76.5
NovumeS n	Q	NVMM				4.75	.48	92	.62	496	.71	.50	+.04	-86.3
▼NovusTher rs	Q	NVUS				8.61	2.55	4	3.00	412	3.15	2.55		-26.1
NOW Inc	N	DNOW				18.56	9.12	549	11.87	4887	13.39	11.83	-1.61	+7.6
NuSkin	N	NUS	1.47	2.3	30	88.68	60.60	271	63.79	1555	65.92	62.65	+.01	-6.5
NuCana n	Q	NCNA			83	32.00	9.32	11	16.56	135	18.74	16.50	-1.53	+63.8
NuVasive	Q	NUVA			46	72.41	44.62	495	55.12	2362	59.11	54.80	-1.00	-5.8
NuanceCm	Q	NUAN				18.75	12.18	2523	14.69	11526	15.46	14.67	-.44	-10.2
▼Nucor	N	NUE	1.60f	2.8	11	70.48	55.52	3587	56.39	13823	58.27	55.30	-1.12	-11.3
Nush EnhYl	N	NUAG				24.67	22.81	2	23.05	232	23.10	23.03	+.05	-5.6
Nush 1-5yr	N	NUSA				24.88	24.13	1	24.22	1	24.25	24.16	+.04	-2.2
NushLCGr	N	NULG				37.71	30.08	8	32.25	26	33.37	32.25	-.25	+3.4
NushLCVal	N	NULV				30.90	27.13	9	28.10	48	28.79	27.92	-.45	-1.7
NushMCGr	N	NUMG				34.88	28.27	7	28.67	23	29.68	28.67	-.40	-2.3
▼NushMCVal	N	NUMV				29.85	26.28	1	26.16	19	26.92	26.19	-.63	-7.2
▼NushSmCap	N	NUSC				32.44	27.05	28	26.93	114	27.99	26.93	-.61	-5.3
NushShTrm	N	NURE				28.13	23.57	2	27.03	18	27.50	26.87	-.47	+2.6
Nus AgBd n	N	NUBD				25.90	23.72	14	24.08	80	24.10	24.02	+.01	-3.5
NustarEn	N	NS	2.40	10.0	21	35.91	19.22	1312	24.08	3614	24.86	23.30	-.52	-19.6
▼NustEn pfA	N	NSpA	2.13	10.3		25.46	20.42	55	20.72	169	21.41	19.81	-.08	-16.6
▼Nustar pfB	N	NSpB	1.91	10.1		24.08	18.31	41	18.90	375	19.27	18.31	-.02	-16.6
Nustar pfC	N	NSpC				26.43	21.54	16	21.95	500	22.30	21.54	+.25	-15.4
Nustar 43	N	NSS	1.91	7.7		26.05	24.55	72	24.95	286	25.04	24.84	-.06	-.2
Nutanix n	Q	NTNX				64.87	29.34	1769	44.12	9519	46.25	41.71	+1.84	+25.1
NutriSyst	Q	NTRI	1.00	2.3	24	55.10	26.06	1500	43.81	23142	45.25	43.58	+9.61	-16.7
Nutrien n	N	NTR	1.72f	3.7		58.99	40.41	2005	46.98	9806	50.19	46.52	-2.88	-9.5
Nuvectra	Q	NVTR				25.17	7.60	262	16.65	954	18.45	16.23	-1.27	+114.6
▼NuvNYVl2 n	N	NYV				14.78	13.10	6	13.15	15	13.75	13.07	-.31	-8.3
NuvCr22 n	N	JCO				10.01	8.86	136	8.95	465	9.38	8.95	-.31	-5.7
Nuv Mun21	N	NHA				9.85	9.25	23	9.32	127	9.40	9.28	+.04	-1.3
NuvHiInO n	N	NMZ				13.91	11.60	181	11.77	1014	12.04	11.76	-.12	-13.5
▼Nuv Pf22 n	N	JPT				25.80	21.00	33	21.13	174	21.39	21.00	+.03	-15.9
Nuv 11-21 n	N	JHB				10.10	9.06	130	9.39	906	9.68	9.37	-.02	-5.7
NuvCA V2 n	N	NCB				17.94	15.00	16	15.24	53	15.84	15.15	-.16	-10.4
NvHiInDc19	N	JHD				10.05	9.72	89	9.92	411	10.05	9.86	+.05	-1.0
▼Nuv RE In	N	JRS				11.30	9.04	146	9.01	697	9.55	8.94	-.29	-20.0
NuvMO Pr	N	NOM				15.14	11.49	6	11.75	35	11.97	11.67	-.19	-15.8
▼NuvAllCEn	N	JMLP	1.37	22.0		9.62	5.96	178	6.22	761	6.35	5.96	+.04	-27.3
NuvAZ	N	NAZ	.80	6.8		14.74	11.39	78	11.79	472	11.93	11.69	-.04	-16.6
NuvBldAm	N	NBB	1.34	7.0		22.13	18.70	127	19.08	537	19.40	19.04	-.03	-13.2
NCaAMTFr	N	NKX	.86	6.8		15.62	12.37	116	12.75	586	13.12	12.67	-.10	-17.0
NCADvA	N	NAC	.91	7.2		14.68	12.25	657	12.63	2775	12.88	12.62	-.07	-11.7
NCalMunV	N	NCA	.47	5.2		10.54	8.98	123	9.03	500	9.33	9.00	-.18	-11.4
NuvCASel	N	NXC	.63a	4.7		17.17	13.17	16	13.32	80	13.67	13.27	-.04	-10.7
NCTDv2 pfC	N	NGKpC	.26	2.6					10.02					
NCTPI	N	NTC	.68a	6.1		12.21	11.01	67	11.25	232	11.36	11.20	-.03	-5.6
▼NuvCorEqA	N	JCE	1.21a	9.7		16.49	12.81	69	12.47	351	13.39	12.46	-.72	-14.6
▼NvCredStr	N	JQC	.62	8.3		8.35	7.46	707	7.42	3582	7.61	7.42	-.02	-9.7
▼NvDvrsDiv	N	JDD	1.04	11.2		12.69	9.33	81	9.26	357	9.88	9.26	-.31	-24.7
NuvDivA	N	NAD	.85a	6.8		14.19	12.24	847	12.49	5274	12.70	12.45	-.11	-11.2
NvDow30DO	N	DIAX	1.06	6.3		20.16	16.71	133	16.86	643	17.80	16.83	-.57	-10.5
▼NuEnMLP	N	JMF	1.35	15.0		12.97	8.79	186	9.01	963	9.20	8.79	-.06	-20.9
NEnhMuV	N	NEV	.96a	7.5		14.50	12.55	70	12.73	439	13.19	12.69	-.32	-10.4
▼NuvFloat	N	JFR	.72	7.7		11.34	9.45	351	9.36	1603	9.80	9.30	-.32	-16.5
▼NuvFltOp	N	JRO	.76a	8.1		11.48	9.48	206	9.32	948	9.87	9.30	-.49	-18.2
NvGADiv2	N	NKG	.64a	5.9		13.17	10.64	22	10.97	174	11.18	10.93	-.11	-12.7
▼NuvGblHIn	N	JGH	1.58	11.3		17.32	14.05	60	14.03	400	14.32	14.03	-.11	-17.0
NuvHi2020	N	JHY	.68	6.8		10.34	9.63	42	9.99	238	10.30	9.89	+.16	+.8
NuvEnhMu	N	NVG				15.67	13.30	719	13.77	2905	14.25	13.69	-.19	-10.8
NNYAmtF	N	NRK	.70	6.0		13.08	11.48	240	11.70	1266	11.87	11.67	-.06	-9.7
NuvAmtFr	N	NEA	.75a	6.1		13.89	12.03	1097	12.27	5737	12.60	12.20	-.20	-10.8
NuvIntMu	N	NID	.68	5.5		13.41	11.99	133	12.37	680	12.59	12.24	-.11	-4.8
NvIntQMu	N	NIQ	.57	4.6		13.22	11.81	92	12.36	253	12.49	12.30	-.04	-4.0
NMDPI	N	NMY	.67a	5.7		12.79	11.45	67	11.78	239	11.99	11.73	-.14	-6.4
NvMAP	N	NMT	.71a	6.0		14.73	11.50	56	11.71	150	12.28	11.63	-.50	-17.9
NMIQI	N	NUM	.74	6.0		13.52	12.03	36	12.42	387	12.50	12.38	-.02	-6.3
NuvMNMu	N	NMS	.80	6.6		15.15	11.96	32	12.12	138	12.38	12.10	-.05	-17.6
NuvMtgOp	N	JLS	1.52	6.5		26.33	23.10	21	23.43	172	23.76	23.11	-.21	-5.1
NuMtgOp2	N	JMT	1.53	6.8		25.40	22.21	4	22.50	95	23.25	22.48	-.44	-5.2
NuvMultM	N	JMM	.48	7.0		7.77	6.60	73	6.81	156	6.94	6.67	-.09	-10.6
NvMuI	N	NMI	.50a	4.9		13.27	9.96	27	10.19	161	10.44	10.15	-.06	-11.9
NuvMuVal	N	NUV	.39a	4.2		10.24	9.11	462	9.34	2313	9.45	9.26	-.03	-7.8
Nv AMT-Fr	N	NUW	.78a	5.3		18.59	14.30	48	14.78	235	15.05	14.78	-.01	-14.4
NvNq100Dy	Q	QQQX	1.68	7.9		28.19	20.24	116	21.26	611	22.51	21.25	-.20	-12.2
NuvNJDiv	N	NXJ	.82a	6.4		13.82	12.34	56	12.75	372	13.08	12.75	-.15	-6.9
NuvNJMV	A	NJV	.59a	4.4					13.39					-6.9
NNYDvA	N	NAN	.80a	6.5		13.93	12.02	85	12.22	369	12.50	12.17	-.10	-11.6
NNYMV	N	NNY	.39a	4.1		9.97	8.82	12	9.40	125	9.47	9.32	+.05	-1.1
NuvNYSel	N	NXN	.55	4.2		14.10	12.26		13.00	29	13.11	12.75	+.01	-4.6
NNCPI	N	NNC	.59a	4.9		13.13	11.60	18	11.88	172	12.04	11.87	-.06	-7.9
NOHQI	N	NUO	.80	6.0		14.90	13.05	38	13.32	373	13.48	13.32	-.06	-9.0
NvPA	N	NQP	.81a	6.6		13.50	12.10	138	12.25	563	12.47	12.20	-.12	-6.8
▼NuvPf&Inc	N	JPI	1.95a	9.6		25.45	20.33	81	20.36	462	21.02	20.25	-.43	-17.8
▼NvPfdInco	N	JPC	.80	9.6		10.53	8.48	465	8.38	2256	8.85	8.35	-.36	-19.0
▼NuvQPf2	N	JPS	.70	8.9		10.47	7.98	1256	7.90	4408	8.19	7.77	-.21	-22.5
▼NuvREAst	N	JRI	1.49a	10.5		18.25	14.34	124	14.23	639	14.55	14.23	-.11	-20.1
▼NuvEqtP	N	BXMX	1.00	8.1		14.60	12.66	321	12.35	1318	13.07	12.33	-.45	-13.3
▼NEqPrmG	N	SPXX	1.04	7.0		19.88	14.88	32	14.92	213	15.79	14.86	-.57	-13.8
NvSMM	N	NIM	.31a	3.2		10.17	9.31	16	9.69	104	9.89	9.61	-.02	-2.7
NSTFI	N	NXP	.55a	3.9		14.97	13.63	27	14.06	137	14.48	14.06	+.01	-3.8
NSTFI2	N	NXQ	.53a	4.0		14.31	13.04	20	13.35	159	13.59	13.30	-.11	-4.2
NSTFI3	N	NXR	.55a	3.9		15.69	13.90	18	14.17	147	14.51	14.13	-.23	-6.7
▼NuvSnIn	N	NSL	.42	7.5		6.65	5.64	224	5.58	880	5.85	5.56	-.18	-14.3
▼NuShDCrd	N	JSD	1.16a	7.9		17.75	14.93	57	14.75	255	15.28	14.72	-.27	-11.3
▼Nv TA Div	N	JTD	1.23	8.6		18.44	14.63	62	14.36	255	15.47	14.28	-.74	-18.3
▼NvTxATR	N	JTA	1.04	10.0		14.69	10.57	82	10.34	647	11.28	10.30	-.74	-25.9
NTXQI	N	NTX	.65	5.1		14.53	12.13	29	12.74	99	12.75	12.51	+.07	-11.2
NVAPI	N	NPV	.65a	5.6		13.06	11.33	57	11.72	236	12.09	11.61	-.25	-8.6
NuverEnv n	A	NES				26.50	8.51	3	8.68	46	10.12	8.60	-1.21	-52.3
Nvidia	Q	NVDA	.64f	.4	28	292.76	133.31	11782	146.45	77340	155.89	144.82	-1.16	-24.3
NxStageMd	Q	NXTM				29.26	22.70	978	28.41	3187	28.99	28.27	-.45	+17.3
▼Nxt-ID rs	Q	NXTD				8.59	.84	231	.79	831	1.00	.72	-.19	-77.4
NymoxPh	Q	NYMX				4.60	1.49	68	1.60	364	1.77	1.60	-.16	-51.5

- O -

Name	Exch. Market	Symbol	Div	Yield	PE	52-week High	52-week Low	Vol 1000s	Friday Last	Vol 1000s	Weekly High	Weekly Low	Chg	YTD % Chg
:O2Micro	Q	OIIM				2.40	1.30	20	1.59	91	1.67	1.56	-.05	-4.7
OFG Bncp	N	OFG	.28f	1.7	12	18.65	8.50	296	16.78	1453	17.84	16.68	-.41	+78.5
OFG pfA	N	OFGpA	1.78	7.4		25.06	21.39	8	24.20	25	24.38	22.83	+.21	+.3
OFG pfB	N	OFGpB	1.75	7.4		24.99	20.77		23.80	12	24.40	22.75	-.30	+7.9
OFG pfD	N	OFGpD	1.78	7.2		25.72	21.29	2	24.62	9	24.64	24.45	+.20	+9.7
OFS Cap	Q	OFS	1.36a	12.4	9	12.75	10.41	35	10.95	258	11.50	10.93	+.05	-8.0
OFS C25 n	Q	OFSSL	1.59	6.5		25.52	24.01	0	24.60	7	24.96	24.60	-.26	-1.2
OFS 25 n	Q	OFSSZ				25.01	24.14	1	24.60	8	24.85	24.60	-.15	-.1
▼OFS Cred n	Q	OCCI	2.00	12.0		19.00	15.84		16.71	12	16.80	15.84	-.29	-11.4
▲OGE Engy	N	OGE	1.46	3.5	22	41.72	29.59	2318	41.60	9010	41.72	39.93	+1.14	+26.4
▼OHA Inv	Q	OHAI	.08	7.7	26	1.68	1.08	79	1.04	204	1.30	1.04	-.23	-9.6
▲ONEGas	N	OGS	1.84	2.1	26	87.75	62.20	224	86.73	1538	87.75	84.57	+.28	+18.4
▼OP Bancp n	Q	OPBK				14.10	8.76	41	8.77	252	9.89	8.68	-.28	-29.6
OReillyAu	Q	ORLY			23	363.20	217.64	663	348.17	3200	356.40	328.41	+16.72	+44.7
OSI Sys	Q	OSIS			65	82.94	50.50	142	72.50	930	75.98	71.93	-.16	+12.6
OakVlyBcp	Q	OVLY	.26e	1.5	15	25.65	16.76	11	16.88	37	19.05	16.80	-1.44	-13.6
OaktreeC	N	OAK	3.59e	8.8	12	46.80	38.65	304	41.01	1610	41.60	40.28	-.50	-2.6
OaktrSpL	Q	OCSL	.38	8.8		5.16	4.17	531	4.30	2338	4.60	4.25	+.01	-12.1
OaktrSp28	Q	OCSLL	1.53	6.5		25.33	23.42	0	23.62	13	24.08	23.45	-.29	-6.3
OaktStInco	Q	OCSI	.62	7.7	10	8.87	7.44	63	8.09	232	8.48	8.07	-.26	-3.7
OasisMid n	N	OMP	1.72f	8.9	43	24.21	16.36	86	19.43	505	20.77	19.41	-1.09	+11.4
▼OasisPet	N	OAS				14.57	6.12	10096	5.89	60557	6.80	5.85	-1.00	-30.0
OasmiaPh n	Q	OASM	.02p			5.70	.85	1	3.45	56	3.58	3.11	-.10	+292.0
ObalonT n	Q	OBLN				8.19	1.46	46	1.70	125	1.85	1.58	-.05	-74.3
ObsEva n	Q	OBSV				20.35	9.05	25	14.90	190	15.93	14.00	+.34	+52.7
▼Obsidian g	N	OBE				1.35	.46	903	.45	3392	.51	.45	-.06	-64.1
OcciPet	N	OXY	3.12	4.8	50	87.67	62.47	5090	65.10	30877	67.00	62.57	-1.44	-11.6
▼OceanBio	Q	OBCI	.05e			4.78	3.13	1	3.30	62	3.44	3.13	-.08	-24.0
▼OceanPw h	Q	OPTT				1.52	.28	298	.39	2317	.47	.28	-.03	-65.0
▼Oceaneerg	N	OII	.60	4.2		28.62	14.17	991	14.31	6336	15.86	14.17	-1.28	-32.3
▼OceanFst	Q	OCFC	.68f	2.9	14	30.90	23.74	129	23.34	1090	24.82	23.28	-1.09	-11.1
Och-Ziff	N	OZM	.87e	66.9		2.89	.94	739	1.30	3826	1.51	1.21	-.25	-48.0
OconeeFed	Q	OFED	.40	1.6		30.49	23.06	8	25.70	27	26.95	24.11	-.41	-10.5
OcularTher	Q	OCUL				8.28	4.17	516	5.33	2586	6.05	5.29	-.49	+19.8
▼OcwenFn	N	OCN				4.84	1.47	2923	1.41	9488	1.78	1.37	-.38	-55.0
OdonateT n	Q	ODT				32.00	14.06	91	15.12	205	16.31	14.70	+.12	-39.5
OdysMr rsh	Q	OMEX				13.75	3.44	20	4.75	117	5.42	4.62	-.20	+26.0
OfficeDpt	Q	ODP	.10	3.6	8	3.66	2.00	3575	2.75	24752	3.03	2.73	-.19	-22.3
OhioValB	Q	OVBC	.84	2.5	21	56.15	33.12	8	33.23	31	36.70	33.23	-1.77	-17.7
OhrPhar h	Q	OHRP				2.18	.12	303	.13	1698	.15	.13	-.01	-92.8
▼Oi SA C	N	OIBR/C				7.35	1.61	412	1.61	5236	1.73	1.59	-.12	-71.4
▼OilStates	N	OIS				38.95	17.18	687	16.11	3710	19.96	16.00	-3.99	-43.1
▼Oil-Dri	N	ODC	.96	3.6	29	46.73	24.25	34	26.97	142	29.00	24.25	-2.46	-35.0
Okta n	Q	OKTA				75.49	24.93	2477	66.81	11540	68.58	61.61	+4.43	+160.9
OldDomFrt	Q	ODFL	.52	.4	30	170.22	118.73	557	123.43	2997	133.14	122.91	-5.32	-6.2
▼OldLnBc	Q	OLBK	.40	1.4	15	35.72	27.18	9	27.70	97	29.09	27.03	-1.20	-5.9
▼OldNBcp	Q	ONB	.52	3.2	20	20.95	16.36	797	16.29	4849	17.52	16.29	-1.15	-6.6
▼OldPoint	Q	OPOF	.44	1.9	16	32.00	22.59	1	23.66	46	25.81	22.59	-2.43	-20.5
OldRepub	N	ORI	.78	3.6	18	23.05	19.48	1562	21.41	7994	21.99	21.02	-.14	+.1
OldSecBc	Q	OSBC	.04	.3	14	16.30	12.45	76	13.08	472	13.59	13.05	-.30	-4.2
OlScCTrl pf	Q	OSBCP	.78	7.4		10.68	10.31	1	10.50	17	10.59	10.38	+.08	+.7
Olin	N	OLN	.80	4.0	4	38.84	18.49	2322	20.02	12245	21.52	19.82	-.16	-43.7
Ollies n	Q	OLLI			29	97.61	47.76	746	66.40	5283	70.48	65.46	-2.73	+24.7
OlympStl	Q	ZEUS	.08	.5	5	25.84	16.31	56	17.10	367	18.34	16.88	-.35	-20.4
OmegaFlex	Q	OFLX	.96	1.8	31	95.00	51.02	13	53.53	70	55.18	52.00	-.62	-25.0
OmegaHlt	N	OHI	2.64	7.2	13	38.34	24.90	1366	36.70	10808	37.45	36.09	-.60	+33.3
Omeros	Q	OMER				27.00	8.36	603	13.29	3218	14.80	13.01	-.73	-31.6
Omnicell	Q	OMCL				79.48	39.75	393	66.28	1569	71.86	65.79	-3.55	+36.7
Omnicom	N	OMC	2.40	3.2	15	83.34	65.85	2232	75.78	14063	78.08	74.62	+.28	+4.1
▼Omnova	N	OMN				11.90	6.98	585	6.61	1132	7.77	6.46	-.92	-33.9
OnDeckCap	N	ONDK			66	9.41	4.11	1165	6.63	3442	7.32	6.60	-.59	+15.5
OnSmcnd	Q	ON			9	27.10	14.55	5301	17.53	22821	18.23	17.05	+.16	-16.3
OnTrack	Q	OTIV				2.94	.65	64	.79	286	.82	.76	+.01	-41.8
▼OncoMed	Q	OMED				5.07	.79	1702	.80	6329	1.09	.73	-.18	-80.5
OncoCyte n	A	OCX				6.45	1.10	39	1.50	176	1.82	1.17	-.09	-67.7
▼OncolBio n	Q	ONCY				7.40	1.98	39	2.03	329	2.31	1.98	-.14	-67.6
▼Onconva rs	Q	ONTX				39.98	3.18	61	3.13	240	3.74	2.96	-.55	-86.1
OncoSec rs	Q	ONCS				2.21	.68	696	.77	24159	1.13	.74	-.03	-52.4
▼OneGpHosp	Q	STKS				3.68	1.87	5	2.35	138	2.75	1.87	-.26	-1.7
▼OneHorz rs	Q	OHGI				3.38	.11	2394	.11	9552	.14	.10	-.03	-92.4
180 DgrCap	Q	TURN				2.50	1.68	53	1.91	423	1.98	1.87	-.06	-3.0
OneLibrty	N	OLP	1.80	6.8	17	29.44	21.02	37	26.44	174	26.68	25.84	+.05	+2.0
▼OneStopS n	Q	OSS				6.25	2.25	49	2.11	170	2.87	2.03	-.69	-56.8
1800Flowrs	Q	FLWS			11	15.00	9.76	90	12.64	735	12.99	12.33	+.03	+18.1
OneSmart n	N	ONE				16.00	6.71	186	7.37	510	7.69	6.93	+.37	-32.4
OneSpan	Q	OSPN			81	23.35	11.55	124	15.42	969	16.45	15.40	-.26	+10.9
OneMain	N	OMF			12	37.29	24.84	1219	25.47	3978	27.51	25.25	-1.67	-2.0
ONEOK	N	OKE	3.42f	5.7	44	71.99	51.28	2383	60.19	18602	61.59	57.43	+.20	+12.6
Ooma n	N	OOMA				17.50	9.30	53	13.57	291	14.76	13.46	-.40	+13.6
OpenText s	Q	OTEX	.61	1.9	21	40.31	31.98	679	32.74	2329	34.65	32.62	-.32	-8.2
▼OperaLtd n	Q	OPRA			50	15.62	5.45	65	5.71	447	6.25	5.45	-.39	-56.4
▲OpesAcq n	Q	OPES				10.00	9.30		9.97	152	10.00	9.94	+.05	+3.0
OpesAcq un	Q	OPESU				10.32	9.11	1	10.28	1	10.28	10.25	+.07	+2.6
▼OpGen n rs	Q	OPGN				7.60	.91	248	.96	619	1.08	.91	-.09	-79.5
▼Ophthotech	Q	OPHT				4.50	1.41	226	1.38	963	1.66	1.34	-.26	-55.8
OpiantPh n	Q	OPNT				32.28	12.75	10	15.25	64	16.00	15.05	-.68	-33.6
OpkoHlth	Q	OPK				6.40	2.66	2983	3.29	17392	3.45	3.18	+.01	-32.9
OppLgCap	N	RWL	.72e	1.5		55.32	48.22	71	48.56	413	50.19	48.41	-1.00	-5.5
▼Opp RUT n	N	OMFS				28.76	24.71	14	24.32	15	25.44	24.32	-.87	-6.9
▼OppMidCap	N	RWK	.59e	.8		65.13	54.01	26	53.40	121	55.72	53.27	-1.79	-12.0
▼OppSmCap	N	RWJ	.59e	1.0		79.48	61.33	42	60.24	264	63.67	60.00	-2.93	-13.8
OppUltDiv	N	RDIV	1.15e	3.2		39.93	33.68	371	36.08	1865	36.83	35.74	-.36	-1.4
▼OpR1000V n	N	OVLU				27.53	25.11		25.25	3	25.17	25.11	-.16	-5.1
OpR1000L n	N	OVOL				27.27	24.80	1	25.62	3	25.88	25.72	-.87	-1.2
OpR1000S n	N	OSIZ				28.52	25.27		26.11					-.5
OpR1000Y n	N	OYLD				26.63	24.36		25.40	3	25.57	25.16	+.04	-3.0
Op R1000D n	N	OMFL				29.21	24.74	11	26.24	233	27.23	26.18	-.56	+.5
▼OpIntRev n	N	REFA				30.89	23.20	1	23.48	3	23.85	23.20	-.11	-15.7
▼OpGlbRv n	N	RGLB				30.09	24.64		24.47	1	24.67	24.64	-1.07	-12.3
▼Opp Rev n	N	ESGL				33.09	29.17	1	29.41	6	30.11	29.17	-.38	-5.3
▼OppGIRv n	N	ESGF				33.63	27.36		27.71	2	27.83	27.36	-.11	-11.7
▼OppenFin	N	RWW	.58e	1.0		74.63	58.88	2	58.50	23	60.69	58.39	-2.73	-15.2
OpEMRev n	N	REEM				30.65	23.05	1	24.04	6	24.33	23.67	+.19	-13.5
OppenHldg	N	OPY	.44	1.8	8	34.15	24.30	61	24.82	440	26.21	24.68	-1.04	-7.4
▼OptiNose n	Q	OPTN				30.00	7.05	303	8.25	1356	8.45	7.05	+.17	-56.3
Optibase	Q	OBAS				9.50	7.43	1	8.79	13	9.08	8.44	-.52	+10.5
OptCable	Q	OCC	.08	2.1	43	6.40	2.20	3	3.88	26	3.93	3.70	-.15	+61.2
OptimBk h	Q	OPHC				7.18	3.51	0	3.62	8	4.00	3.62	-.51	-23.0
OpusBank	Q	OPB	.43e	2.2	12	30.95	18.49	135	19.14	690	20.27	19.00	-.54	-29.9
Oracle	N	ORCL	.76	1.6	50	53.48	42.57	21434	46.60	116722	48.11	45.34	+.60	-1.4
▼OramedPh	Q	ORMP				9.48	3.91	37	3.92	144	4.14	3.90	-.12	-56.4
Orange	N	ORAN	.41e	2.5		18.57	15.34	382	16.32	2289	16.89	16.29	-.28	-6.2
▼OraSure	Q	OSUR			22	22.22	11.82	565	11.45	2052	12.48	11.32	-.83	-39.3
Orbcomm	Q	ORBC				11.95	8.43	659	8.58	2249	9.79	8.54	-.50	-15.7
Orbotch	Q	ORBK			21	65.75	44.14	208	58.18	2630	59.31	57.05	+.07	+15.8
OrchTher n	Q	ORTX				19.24	13.00	28	14.56	232	16.02	14.45	-.53	+4.0
OrchidIsl	N	ORC	.96e	14.6	35	9.63	6.29	333	6.59	2542	6.69	6.45	-.02	-29.0
OrchidsPP	A	TIS	1.40	107.7	2	15.74	.60	78	1.30	953	1.50	1.13	-.09	-89.8
Organovo	Q	ONVO				2.09	.90	448	1.01	1818	1.06	.98	-.03	-25.0
▼Orgenesis n	Q	ORGS				16.80	4.76	32	4.88	241	5.70	4.75	-.69	-64.8
OrignAg rs	Q	SEED				15.20	4.99	23	6.95	88	7.55	6.95	-.40	-18.2
OrigBcp n	Q	OBNK	.13	.4	71	42.31	27.41	122	36.83	804	37.98	35.25	+1.50	-1.8
OrigoAc un	Q	CNLMU							11.01					
▼OrionEng h	Q	OESX				1.25	.61	48	.69	384	.74	.61	-.06	-22.2
OrionECarb	N	OEC	.80		53	36.55	22.45	348	24.40	1598	26.21	24.04	-.89	-4.7
▼OrionGpHI	N	ORN				9.83	4.06	153	4.25	836	4.32	4.06	+.03	-45.7
Oritani	Q	ORIT	1.00a	6.8	11	17.30	14.24	184	14.80	1070	15.04	14.64	-.16	-9.8
▼Orix	N	IX				100.03	75.60	38	75.77	225	77.78	75.60	-1.03	-10.6
OrmatTc	N	ORA	.53	1.0	48	70.68	45.79	230	53.31	981	55.36	53.04	-.45	-16.7
OrrstownF	Q	ORRF	.52	2.6	15	27.05	19.43	10	19.70	91	21.27	19.45	-.10	-22.0
OrthoPed n	Q	KIDS				39.81	14.00	60	32.96	263	34.00	29.89	-.14	+71.8
OrthoMed	Q	OFIX			73	63.57	50.41	61	54.90	307	57.84	54.69	-1.43	+.4
▼OshRusS n	N	OUSM				29.16	24.58	34	24.46	341	25.34	24.43	-.50	-9.5
▼OshIntQ n	N	ONTL				29.06	23.70	1	24.38	14	24.42	23.70	+.30	-11.8
OshkoshCp	N	OSK	.96	1.5	15	100.26	51.42	1143	64.02	5691	66.45	62.55	-2.61	-29.6
▲OsirisTher n	Q	OSIR				14.35	7.30	111	13.32	1072	14.35	12.32	-.22	+22.8
OsiskoGl n	N	OR	.20			12.10	7.00	382	7.84	2140	8.22	7.77	-.08	-32.2
Osmotica n	Q	OSMT				9.90	6.21	102	7.99	324	8.48	7.15	+.15	-2.0
▼OssenInn rs	Q	OSN				8.90	1.70	36	1.64	92	1.93	1.55	-.13	-43.1
Otelco	Q	OTEL			8	17.75	12.10	28	16.25	92	16.88	15.73	+.05	+21.7
Otonomy	Q	OTIC				6.45	2.16	165	2.30	872	2.56	2.30	-.06	-58.6
OttawaBc n	Q	OTTW	.20	1.5	51	14.85	12.85	9	13.19	35	13.75	13.17	-.17	-8.7
▲OtterTail	Q	OTTR	1.34	2.6	23	51.88	39.00	68	50.67	476	51.88	48.66	+1.77	+14.0
OutfrontM	N	OUT	1.44	7.4	17	24.23	17.27	1278	19.35	7757	20.84	19.19	-1.41	-16.6
OutlookTh	Q	OTLK				1.36	.57		.65					-50.3
OverSh rs	N	OSG				4.16	1.67	870	1.84	3802	2.08	1.83	-.04	-32.8
Overstk	Q	OSTK				89.80	16.38	1064	17.22	5741	20.11	17.08	-.15	-73.1
▼Ovid Th n	Q	OVID				12.19	2.97	36	3.00	542	3.55	2.97	-.41	-69.6
▼OwensMin	N	OMI	.30m	4.6	4	22.91	6.51	1254	6.46	6327	7.50	6.40	-.42	-65.8
OwensCorn	N	OC	.88f	2.0	13	96.52	42.88	1498	43.22	7917	49.11	43.04	-5.79	-53.0
OwensIll	N	OI	.20	1.2	20	23.83	15.67	1073	16.97	5481	17.83	16.79	-.66	-23.5
▲OwensRM	A	ORM	.80	4.0	14	20.75	13.71	16	20.24	185	20.75	20.05	-.09	+26.4
▼Oxbridge	Q	OXBR	.48	59.1	6	3.00	.70	6	.81	57	.85	.70	+.03	-62.2
OxfordImm	Q	OXFD				19.19	10.00	67	13.93	401	16.14	13.78	-1.05	-.3
▼OxfordInds	N	OXM	1.36	2.0	16	97.19	63.50	457	69.57	2628	76.19	63.50	-5.73	-7.5
OxfordLn	Q	OXLC	1.62	17.0		11.74	9.11	741	9.53	2023	10.00	9.36	-.21	-5.2
▼Oxford 23pf	Q	OXLCO	1.88	7.5		25.60	25.10	23	25.18	95	25.35	25.04	-.11	-.9
OxfrLn24 pf	Q	OXLCM	1.69	6.7		25.93	25.06	2	25.25	8	25.60	25.15	+.11	+.2
OxfSqCap	Q	OXSQ	.80	12.7	5	7.52	5.15	206	6.29	1038	6.81	6.27	-.08	+9.6

P-Q

Name	Exch. Market	Symbol	Div	Yield	PE	52-week High	52-week Low	Vol 1000s	Friday Last	Vol 1000s	Weekly High	Weekly Low	Chg	YTD % Chg
:P&F Inds	Q	PFIN	.20	2.6		8.88	7.15	0	7.77	11	8.20	7.60	+.12	-7.3
PAM	Q	PTSI			36	70.00	31.81	6	40.66	27	43.46	39.00	-3.34	+18.1
PB Bncp	Q	PBBI	.28f	2.5	52	12.20	10.25	55	11.00	84	11.16	10.75	+.04	+2.3
PBF Engy	N	PBF	1.20	3.7	10	53.91	28.25	2061	32.19	12010	33.88	31.82	-1.56	-9.2
PBF Logist	N	PBFX	1.96f	9.7	11	22.70	17.75	85	20.26	372	21.27	20.14	-.63	-3.3
PC Cnnctn	Q	CNXN	.34e		14	43.05	22.66	60	30.00	351	31.30	29.50	+.25	+14.5
▼PC-Tel	Q	PCTI	.22	5.6		7.85	3.91	451	3.94	1194	4.22	3.88	-.21	-46.5
PCM Fund	N	PCM	.96	9.5		11.97	9.96	31	10.06	172	10.55	10.02	-.40	-13.1
PCM Inc	Q	PCMI			27	25.23	6.90	211	18.17	689	19.85	17.15	-.76	+83.5
PCSB Fn n	Q	PCSB	.12	.6	51	22.34	18.16	35	19.85	184	19.91	19.31	+.53	+4.2
▼PDC Engy	Q	PDCE				66.20	32.21	909	30.92	5963	34.83	30.74	-3.27	-40.0
PDF Sol	Q	PDFS			79	17.38	7.56	86	8.67	625	8.95	8.29	+.23	-44.8
PDL Bio	Q	PDLI	.20	6.8		3.16	2.25	1398	2.92	7171	3.06	2.91	-.06	+6.6
PDL Cmt n	Q	PDLB				16.23	12.51	14	12.62	43	13.00	12.60	-.22	-16.9
PG&E Cp	N	PCG	2.12f	8.2	4	53.88	17.26	12056	26.01	37890	27.38	24.81	+.22	-42.0
PGT Inc	N	PGTI			20	26.40	14.50	525	16.41	2631	18.10	16.38	-1.49	-2.6
▼PHI vtg	Q	PHII				13.95	3.64	16	3.49	56	4.15	3.48	-.67	-70.1
▼PHI nv	Q	PHIIK	.20	6.8		13.39	3.01	337	2.95	1363	3.32	2.95	-.25	-74.5
PICO Hld s	Q	PICO	5.00e			13.60	9.46	61	9.93	432	10.54	9.62	+.09	-22.4
PIMCO1-3Tr	N	TUZ	.34a	.7		50.38	49.70	7	49.97	30	49.98	49.89	+.04	-.6
▼Pimc1-5Tip	N	STPZ	.53e	1.0		52.06	50.71	42	50.76	479	50.92	50.71	-.17	-2.3
Pim15TIPS	N	LTPZ	.42e	.7		69.37	60.26	13	61.99	83	63.33	61.84	-.83	-10.5
PimBrdTIPS	N	TIPZ	.80e	1.4		58.24	55.39	5	55.73	68	56.15	55.64	-.41	-4.3
▼PimLwDur	N	LDUR	2.82e	2.0		101.42	98.69	10	98.92	100	99.04	98.69	-.01	-1.4
PimcoTR	N	BOND	6.13e	6.0		106.61	100.80	184	102.07	1482	102.14	101.88	+.12	-3.7
▼Pim0-5HYCp	N	HYS	5.21e	5.4		101.47	96.69	506	97.26	1279	97.63	96.69	+.18	-3.2
PimIGBd	N	CORP	3.12a	3.2		105.97	97.04	38	98.86	402	99.01	97.98	+.71	-6.4
▼PimShMat	N	MINT	.82e	.8		101.72	101.07	956	101.10	6551	101.12	101.07	-.04	-.5
PimIntMu	N	MUNI	1.26	2.4		53.96	51.69	63	52.61	215	52.82	52.46	-.10	-1.9
PimSTMun	N	SMMU	.47e	.9		50.30	49.48	4	49.80	34	49.87	49.62	+.17	-.1
Pim25yrZro	N	ZROZ	3.07e	2.8		124.10	100.44	16	109.73	80	110.98	109.01	+.61	-9.6
▼PJT Part n	N	PJT	.20	.5		61.18	40.78	120	40.33	507	44.72	40.15	-3.28	-11.6
▼PLDT Inc	N	PHI	1.60e	7.6		32.66	20.85	92	21.16	757	21.78	20.85	-.56	-29.7
PLX Phr rs	Q	PLXP				7.60	3.05	0	3.82	11	4.27	3.82	-.28	-44.6
▼PNC pfP	N	PNCpP	1.65	6.4		28.51	25.86	293	25.70	896	26.24	25.57	-.42	-9.2
PNC pfQ	N	PNCpQ	1.34	5.8		25.40	22.90	43	23.16	193	23.49	22.93	-.09	-8.6
PNC	N	PNC	3.80	3.2	10	163.59	116.55	2753	118.50	14658	126.79	118.29	-8.06	-17.9
PNC wt	N	PNC/WS				89.25	75.88		88.25					+13.5
▲PNM Res	N	PNM	1.16f	2.6	22	45.35	33.75	496	44.23	2685	45.35	43.31	+.48	+9.3
POSCO	N	PKX				93.12	52.53	104	55.33	1382	56.77	53.90	+.35	-29.2
PPDAI n	N	PPDF				8.72	3.82	3193	4.39	7152	5.08	4.31	-.61	-38.3
PPG s	N	PPG	1.92	1.9	18	122.07	94.37	2365	100.14	7074	105.75	97.58	-3.09	-14.3
PPL Cap 73	N	PPX	1.48	6.0		25.75	23.85	30	24.53	125	24.65	24.01	+.44	-4.1
PPL Corp	N	PPL	1.64	5.4	13	34.71	25.30	6067	30.59	27528	31.18	30.28	-.50	-1.2

Continued on **next page**

NYSE, NYSE American and Nasdaq Exchanges

Continued from **previous page**

Name	Exch. Market	Symbol	Div	Yield	PE	52-week High	52-week Low	Vol 1000s	Friday Last	Vol 1000s	Weekly High	Weekly Low	Chg	YTD % Chg
PQ GrpH n	N	PQG			29	18.69	12.88	114	14.29	642	14.98	14.14	-.11	-13.1
▼PRA Grp	Q	PRAA			45	43.75	25.10	384	24.94	2781	27.70	24.61	-2.81	-24.9
PRA Hlth	Q	PRAH				121.98	79.20	643	99.72	2626	106.76	97.05	-3.35	+9.5
PRGX Glbl	Q	PRGX				10.30	6.95	46	9.27	337	9.59	8.93	+.35	+30.6
PS BusPk	N	PSB	4.20f	3.0	28	143.55	107.91	121	139.92	417	141.85	137.87	+.40	+11.9
PSBPk pfU	N	PSBpU	1.44	6.3		25.99	22.55	30	23.04	67	23.42	22.66	+.22	-8.8
PSBPk pfV	N	PSBpV	1.42	6.1		25.68	22.61	17	23.28	108	23.40	22.80	+.70	-8.0
PS BusP pfY	N	PSBpY				24.78	20.22	23	20.59	197	20.94	20.38	+.19	-16.3
PS BusP pfX	N	PSBpX	1.31	6.3		25.45	20.33	54	20.84	233	21.21	20.52	+.21	-17.5
▼PS BsPk pfW	N	PSBpW				25.50	20.33	28	20.55	121	21.07	20.31	+.14	-18.6
PTC Inc	Q	PTC				107.44	59.40	919	85.02	5793	88.55	83.02	+1.24	+39.9
PTC Thera	Q	PTCT				52.95	15.60	368	33.63	2505	35.73	32.86	+.27	+101.6
▼PVH Corp	N	PVH	.15	.2	10	169.22	94.50	1218	93.21	6072	103.17	92.73	-9.23	-32.1
▼PacWstBc	Q	PACW	2.40	7.3	10	55.86	33.80	1715	33.00	8437	36.89	32.92	-3.65	-34.5
Paccar	Q	PCAR	1.28f	2.3	9	79.69	53.95	1882	56.57	14058	59.92	55.99	+5.48	-20.4
PcrTrnd750	N	PTLC				31.87	27.13	836	29.04	2803	29.06	29.00	+.02	+1.4
PcrTrnd450	N	PTMC				33.96	29.04	296	31.08	665	31.11	31.07	+.01	-.1
PcrTrnd100	N	PTNQ				36.44	29.07	135	32.80	459	32.83	32.77	+.02	+8.4
▼PacrCash n	N	GCOW				34.59	28.52	23	28.96	193	29.56	28.52	-.06	-8.0
PacrTrendp	N	PTEU				33.39	25.13	29	25.50	206	25.52	25.45	+.00	-16.9
Pacr Wlth n	N	PWS				27.67	23.18	7	24.20	147	24.22	24.16	+.02	-4.1
▼Pac Cash n	N	CALF				32.73	23.90	14	23.61	44	24.77	23.60	-.66	-9.5
▼PacDvCsh n	N	ICOW				31.03	24.25	12	24.46	41	24.98	24.25	-.12	-16.6
PacBiosci	Q	PACB				7.84	2.02	1436	7.47	10946	7.60	7.45	-.06	+183.0
▼PacCityF n	Q	PCB	.12	.8		20.95	13.36	14	14.66	191	15.02	13.36	-.36	-26.6
PacifCstOil	N	ROYT	.15e	8.4	3	2.95	1.53	149	1.75	922	1.86	1.68	-.04	-9.8
▼PacEthanol	Q	PEIX				4.80	1.36	415	1.40	1899	1.59	1.36	-.15	-69.2
PacGE pfA	A	PCGpA	1.50	7.6		30.81	16.50	17	19.85	102	21.08	19.46	-.95	-29.6
PacGE pfB	A	PCGpB	1.37	7.6		28.19	15.85	0	18.12	23	19.45	18.10	-1.28	-29.9
PacGE pfC	A	PCGpC	1.25	7.4		26.90	13.51	1	16.95	12	17.68	16.91	-1.20	-31.1
PacGE pfD	A	PCGpD	1.25	7.3		26.39	13.01	0	17.05	22	17.54	16.55	-.54	-29.4
PacGE pfE	A	PCGpE	1.25	7.4		26.65	13.51	2	17.00	5	17.75	16.90	-.72	-31.0
PacGE pfG	A	PCGpG	1.20	7.8		26.41	12.51	2	15.40	11	17.34	15.40	-2.52	-37.3
PacGE pfH	A	PCGpH	1.12	7.1		25.97	12.12	0	15.93	7	16.15	15.90	-.45	-30.9
PacGE pfI	A	PCGpI	1.09	6.9		25.35	12.51		15.80	7	16.12	15.35	-.57	-29.9
▼PacMerc	Q	PMBC			17	10.45	6.92	70	7.47	248	7.73	6.92	+.10	-14.6
▼PacPreBc	Q	PPBI	.15p		15	46.05	26.18	381	25.50	1980	28.44	25.38	-2.55	-36.3
PaciraPhm	Q	PCRX				55.00	26.95	366	45.26	2014	48.53	44.66	-.97	-.9
PackAmer	N	PKG	3.16	3.4	15	131.13	83.54	784	93.44	4015	95.77	90.53	+1.28	-22.5
Pagsegur n	N	PAGS				39.97	20.02	2063	20.83	8656	22.42	20.03	-.53	-34.3
PainThr rs	Q	PTIE				12.80	.81	199	1.03	729	1.11	1.03	-.05	-74.3
PalatinTch	A	PTN				1.59	.68	950	.72	3437	.79	.71	-.04	-16.2
PaloAltNet	N	PANW				239.50	142.67	1133	184.03	8852	192.80	173.70	+8.94	+27.0
PampaEng	N	PAM				72.98	24.93	143	34.09	811	35.67	33.07	-1.63	-49.3
PanASlv	Q	PAAS	.14	1.0	27	18.75	12.12	1333	14.04	5491	14.30	13.50	+.20	-9.8
Pandora	N	P				10.07	4.09	14236	8.65	50816	9.03	8.57	-.07	+79.5
PangaeaL	Q	PANL			1	4.50	2.13	4	2.90	27	3.09	2.90	-.12	-21.2
▼PanhO&G	N	PHX	.16	1.0	18	23.10	15.25	28	15.50	137	16.19	15.25	-.38	-24.6
PapaJohns	Q	PZZA	.90	2.0	32	69.45	38.05	537	45.41	3483	46.36	43.25	+.33	-19.1
PapaMurph	Q	FRSH			11	6.27	4.28	16	5.14	308	5.25	5.05	+.01	-4.5
ParTech	N	PAR			66	26.40	8.24	56	19.19	355	20.57	17.93	+.02	+105.2
▼ParaGold n	A	PZG			3	1.64	.86	50	.90	323	.95	.86	-.02	-30.8
ParamtGp	N	PGRE	.40	2.9		16.15	13.70	917	13.82	5658	14.50	13.72	-.39	-12.8
▼ParatekPh	Q	PRTK				19.35	6.22	635	6.01	1857	7.19	5.94	-.86	-66.4
▼ParingaR n	Q	PNRL				10.38	6.55		6.55	0	6.60	6.55	-.18	-35.2
ParkCity	Q	PCYG			39	11.75	6.75	40	7.07	192	8.11	6.84	-.47	-26.0
ParkEl	N	PKE	.40	2.2	14	24.16	16.28	114	17.81	490	18.23	17.65	-.05	+4.5
ParkHot n	N	PK	2.80f	9.7		34.27	23.91	2563	28.85	9615	30.15	28.57	-1.31	+.3
ParkNatl	A	PRK	3.84	4.5	12	119.00	84.60	39	85.96	168	91.99	85.95	-4.15	-17.3
▼ParkOh	Q	PKOH	.50	1.6	15	47.90	32.16	23	31.37	110	34.33	31.30	-1.65	-31.7
▼ParkeBcp	Q	PKBK	.56	3.2	11	24.80	16.71	16	17.77	167	18.24	16.71	-.61	-4.9
ParkerHan	N	PH	3.04	2.0	19	212.80	143.00	1009	151.02	4406	159.62	150.48	-6.02	-24.3
▼ParsleyEn	N	PE			19	33.43	16.85	9006	16.43	39610	18.68	16.32	-2.31	-44.2
PrtnrCm	Q	PTNR			22	6.60	3.23	2	5.01	17	5.45	5.01	-.09	-18.6
▼PartRe pfF	N	PREpF	1.47	6.0		27.26	23.67	1	24.34	17	24.41	23.67	+.40	-4.9
▼PartRe pfG	N	PREpG	1.63	6.5		27.28	24.83	12	24.85	70	25.48	24.68	-.45	-7.4
▼PartRe pfH	N	PREpH	1.81	7.1		29.34	25.42	76	25.58	363	25.85	25.42	-.04	-10.8
PartRe pfI	N	PREpI	1.47	6.3		26.71	23.01	9	23.37	48	23.68	23.13	+.11	-11.0
PartyCity n	N	PRTY			9	16.95	8.24	1769	9.26	8203	10.65	9.12	-1.13	-33.6
▼PathfdBcp	Q	PBHC	.24	1.7	21	16.64	14.65	0	14.51	17	14.81	14.51	-.29	-5.8
▼PatrkInd s	Q	PATK			10	72.35	30.83	490	30.28	2298	35.43	30.05	-4.89	-56.4
▼PatrNBc rs	Q	PNBK	.04	.3	22	25.50	15.11	0	15.18	2	16.00	15.11	-.83	-15.0
PatriotTr n	Q	PATI			13	23.80	16.72	1	19.40	13	20.53	18.39	-.54	+11.6
PatternEn	Q	PEGI	1.69	8.1	14	22.18	16.58	676	20.85	3708	21.54	20.68	-.30	-3.0
Patterson	Q	PDCO	1.04	4.8	9	38.52	20.22	1010	21.60	8870	23.71	21.54	-1.27	-40.2
▼PattUTI	Q	PTEN	.16	1.3		25.03	12.27	2480	12.29	16112	13.47	12.24	-.72	-46.6
Pavmed n	Q	PAVM				3.98	.87	176	1.07	514	1.08	.98	+.07	-53.2
Paychex	Q	PAYX	2.24	3.4	25	76.02	59.36	1982	65.90	11341	69.94	65.70	-1.78	-3.2
PaycomSft	N	PAYC			100	164.08	77.87	576	130.62	2863	137.21	128.00	+.98	+62.6
Paylocity	Q	PCTY				88.47	41.15	178	63.49	852	66.29	61.15	+1.42	+34.6
PayData rs	Q	PYDS				4.00	1.43	23	1.84	114	1.85	1.80	+.04	-27.3
PayPal n	Q	PYPL			55	93.70	70.22	6496	85.92	44626	88.71	82.76	+3.15	+16.7
pdvWirelss	Q	PDVW				47.87	22.50	43	37.94	274	39.84	35.54	-.56	+18.2
PeabodyE n	N	BTU	.52	1.7		47.84	29.66	1124	30.48	5696	32.65	29.77	-.49	-22.6
PeakRsts	Q	SKIS	.28	5.4		5.78	4.45	11	5.19	97	5.20	4.88	+.16	-3.9
▼PeapkGl	Q	PGC	.20	.8	11	38.00	25.15	129	25.75	391	26.31	25.15	-.26	-26.5
Pearson	N	PSO	.80e	6.8		12.73	8.94	155	11.75	1099	11.86	11.40	+.20	+19.7
Pebblebrk	N	PEB	1.52	4.6	19	41.65	31.05	1144	32.91	9718	34.54	32.67	-1.62	-11.5
Pebble pfC	N	PEBpC	1.63	6.6		26.00	23.00	8	24.53	53	24.90	24.01	+.18	-2.9
Pebbleb pfD	N	PEBpD	2.09	9.2		26.21	21.35	10	22.69	51	22.69	21.75	+.39	-11.9
Pedevco rs	A	PED				4.44	.26	27	1.29	179	1.48	1.13	-.17	+301.6
Pegasyst	Q	PEGA	.12	.2		67.95	45.40	346	49.09	1736	51.36	48.82	-.74	+4.1
Pembina g	N	PBA	1.56		25	36.99	29.28	522	32.83	2815	33.37	31.58	+.31	-9.3
PnnNtGm	Q	PENN			17	36.90	18.76	1487	22.50	8814	23.40	21.94	-.08	-28.2
PennVa n	Q	PVAC				96.13	32.49	199	58.32	885	61.76	56.37	-1.01	+49.1
PennantPk	Q	PNNT	.72	10.0	8	7.84	6.29	264	7.23	1288	7.40	7.13	-.07	+4.6
PenPkFR	Q	PFLT	1.14	9.4	11	14.13	12.00	155	12.08	836	12.66	12.06	-.56	-12.0
Penney	N	JCP				4.75	1.05	7307	1.20	33474	1.42	1.17	-.19	-62.0
PennsWd	Q	PWOD	1.88	4.7	15	49.32	39.55	5	40.34	20	42.40	40.03	-.97	-13.4
▼PennaRE	N	PEI	.84	11.0	10	12.52	7.62	610	7.66	4477	8.03	7.62	-.34	-35.6
▼PenRE pfB	N	PEIpB	1.84	9.7		25.28	19.01	11	18.99	51	20.75	18.82	-1.60	-24.6
▼PenRE pfC	N	PEIpC	1.80	10.0		26.44	19.00	35	18.00	146	19.90	18.00	-1.75	-30.5
▼PenRE pfD	N	PEIpD	1.72	9.5		25.61	18.35	22	18.04	154	19.55	17.77	-1.51	-28.2
PennyMac	N	PMT	1.88	9.1	22	21.35	15.44	287	20.64	1860	21.30	20.47	-.65	+28.4
Penny pfA	N	PMTpA	2.03	8.3		25.80	23.11	26	24.54	128	24.84	24.35	-.26	-2.7
PennyM pfB	N	PMTpB				25.38	23.68	23	24.16	124	24.48	24.04	-.28	-4.1
PensarAc n	Q	WRLS				10.17	7.75	1	10.08	692	10.12	10.05		+4.2
PensareAc wt	Q	WRLSW				.55	.47		.51					-7.3
▼PensrAc rt	Q	WRLSR				.55	.21	10	.30	75	.38	.21	-.10	-40.0
PensarA un	Q	WRLSU				11.48	10.20		10.50	1	10.50	10.50	+.01	+1.7
▼Penske	N	PAG	1.48f	3.8	9	54.83	38.68	281	38.86	2083	40.55	38.49	-1.51	-18.8
Pentair	N	PNR	.72f	1.8	12	74.84	36.06	1643	39.11	9380	40.36	38.81	-.61	-44.6
Penumbra n	N	PEN				167.35	82.55	304	125.40	1386	136.53	123.65	-6.32	+33.3
PeopUtdF	Q	PBCT	.70	4.6	13	20.26	15.04	3161	15.25	17765	16.18	15.21	-.89	-18.4
▼PeopUtd pf	Q	PBCTP	1.41	6.2		28.99	22.80	37	22.90	363	23.95	22.80	-.75	-19.1
PeBcOH	Q	PEBO	1.20f	3.8	15	39.58	31.12	46	31.60	169	33.03	31.47	-.95	-3.1
▼PeopBNC	Q	PEBK	.52	2.1	13	33.49	25.90	7	24.35	29	28.13	23.70	-3.55	-20.7
PeopFSvc	Q	PFIS	1.32	3.1	16	52.00	39.01	6	42.69	38	43.00	42.00	+.21	-8.4
▼PeopUtah n	Q	PUB	.44f	1.5	26	38.70	27.81	15	29.34	97	31.21	27.81	-.10	-3.2
PepsiCo	Q	PEP	3.71	3.3	33	122.51	95.94	7404	113.95	30233	118.89	113.67	-1.87	-5.0
▼Percptr	Q	PRCP	.15	2.1	26	12.25	6.75	14	7.15	74	7.32	6.75	-.27	-26.3
Perficient	Q	PRFT			41	31.09	18.23	166	22.77	1055	24.26	22.66	-.94	+19.4
PerfFood n	N	PFGC			20	39.45	28.05	465	33.82	3360	35.75	33.68	-.25	+2.2
Performnt	Q	PFMT				3.52	1.25	25	1.45	69	1.58	1.40	+.05	-12.1
PerionNwk rs	Q	PERI				4.05	2.13	73	2.67	419	2.75	2.61	+.01	-13.6
PerkElm	N	PKI	.28	.3	32	98.33	70.38	717	83.73	3231	88.38	81.48	-.03	+14.5
▼PermRck n	N	PRT				16.69	7.74	75	7.65	367	9.16	7.65	-1.64	-50.6
PermaFix	Q	PESI				5.15	2.30	2	2.63	84	3.04	2.38	+.03	-27.9
PermaPip	Q	PPIH				10.43	8.30	11	9.00	148	9.50	8.32	+.11	
▼Prmian	N	PBT	.65e	10.1	18	10.30	6.22	172	6.39	654	6.84	6.22	+.03	-28.0
▼PermvRoy	N	PVL	1.45e	62.2	6	4.41	2.30	55	2.33	408	2.55	2.30	-.12	-26.0
▼Pernix hrs	Q	PTX				3.30	.27	2075	.48	9818	.54	.27	+.10	-80.0
▼Perrigo	N	PRGO	.76	1.3	21	95.93	57.70	1576	56.99	6022	60.60	56.88	-2.94	-34.6
PershGld rs	Q	PGLC				3.10	.80	73	.87	562	.90	.81	+.00	-63.7
Perspecta n	N	PRSP				26.64	19.60	908	20.20	3805	20.82	19.82	-.06	-17.7
PetIQ n	Q	PETQ				43.93	17.56	291	29.85	1673	31.52	28.05	-1.60	+36.7
▼PetMed	Q	PETS	1.08	4.8	12	57.80	22.06	492	22.68	2748	23.68	22.06	+.26	-50.2
PetChina	N	PTR	.70e	1.0		85.02	66.01	77	68.20	418	69.92	66.89	-.37	-2.5
PetrbrsA	N	PBR/A				15.51	7.55	6605	11.73	56791	12.31	11.70	-.94	+19.3
Petrobras	N	PBR				17.20	9.02	12514	13.40	90896	13.96	13.24	-.84	+30.2
Pfenex	A	PFNX				8.42	2.07	41	3.99	226	4.17	3.56	+.51	+50.0
Pfizer	N	PFE	1.36	3.1	18	46.47	33.20	29666	43.80	134093	44.90	43.07	-.12	+20.9
▼PFSweb	Q	PFSW				11.86	5.25	38	5.29	248	6.02	5.11	-.56	-28.8
PhaseBio n	Q	PHAS				6.00	2.55	43	4.12	117	4.35	3.51	+.03	-17.6
PhlpsSelEn	N	DSE	1.26	26.9		7.18	4.60	240	4.69	771	4.86	4.61	-.12	-19.8
PhibroAH	Q	PAHC	.40	1.2	23	54.62	32.02	158	32.95	644	33.89	32.08	+.08	-1.6
PhilipMor	N	PM	4.56	5.5	20	111.25	76.21	5659	82.50	27115	85.79	82.17	-2.06	-21.9
PhilipsNV	N	PHG	.88e	2.4		46.67	35.09	837	36.55	4155	37.64	35.97	+.09	-3.3
▼Phillips66	N	PSX	3.20f	3.7	11	123.97	86.62	2867	86.83	14074	90.88	86.47	-3.52	-14.2
▼Phill66LP	N	PSXP	3.17f	6.7	15	56.48	44.47	881	47.31	2610	48.35	44.47	+1.44	-9.6
Phio Ph rs	Q	PHIO				7.40	.29	300	.35	1693	.38	.34	-.03	-93.8
PhoenixCo n	N	PFX												
PhxNMda	N	FENG			83	7.42	3.06	75	3.32	460	3.58	3.15	-.22	-48.8
PhotrIn	Q	PLAB			1	11.00	7.20	1006	10.10	5720	10.23	9.00	+1.04	+18.5
PhysRltTr	N	DOC	.92	5.3	59	19.03	14.13	947	17.22	5613	17.90	17.15	-.66	-3.0
▼PiedmLithn	Q	PLL				17.98	8.36		8.36	3	9.24	8.36	-.24	-34.4
PiedmOfc	N	PDM	.84	4.7	8	20.57	16.69	670	17.92	4097	18.74	17.80	-.79	-8.6
▼Pier 1	N	PIR	.28	24.3		5.92	1.17	1091	1.15	3910	1.33	1.14	-.12	-72.2
▼PierisPhm	Q	PIRS				9.75	3.03	565	2.92	3614	3.55	2.90	-.59	-61.3
PilgrimsP	Q	PPC			8	37.05	16.01	782	16.96	4391	17.30	16.57	-.19	-45.4
PimUS Eq n	N	MFUS				30.22	26.22	8	26.46	75	27.26	26.45	-.48	-4.2
▼Pim IntEq n	N	MFDX				28.41	22.73	12	23.03	144	23.44	22.73	-.12	-13.9
PimEmMkt	N	MFEM				28.32	21.67	46	22.50	152	22.88	22.02	+.04	-14.0
PimcoCA	N	PCQ	.92	5.6		17.89	14.35	40	16.31	171	16.60	16.08	-.16	-5.6
PimcoCA2	N	PCK	.65	8.0		10.29	7.77	131	8.11	548	8.27	8.05	-.02	-20.2
PimcCA3	N	PZC	.72	7.3		11.05	9.10	38	9.90	155	10.11	9.90	-.07	-5.2
PimcoCp&I	N	PCN	1.35	9.0		19.25	14.81	180	14.94	795	15.36	14.85	-.04	-13.1
PimCpOp	N	PTY	1.56a	10.4		18.93	14.69	332	15.03	1859	15.51	14.95		-8.7
PimDyCrd	N	PCI	1.97	9.0		24.65	21.61	667	21.84	3187	22.95	21.74	-.13	-2.7
PimDyInco	N	PDI	2.65a	8.8		34.04	29.35	224	29.95	1690	31.19	29.50	+.52	-.3
▼PimcIncStr	N	PFL	1.08	10.3		12.54	10.42	137	10.52	527	10.87	10.42	-.29	-9.9
▼PimIncStr2	N	PFN	.96	10.2		10.87	9.50	285	9.44	1178	9.82	9.36	-.21	-9.5
PimStPls	N	PGP	2.20	17.1		16.40	12.34	29	12.84	128	13.18	12.60	+.10	-16.5
PimcoHil	N	PHK	1.24	15.4		9.04	7.34	524	8.07	2938	8.41	8.06	-.16	+8.2
PimIncOpp	N	PKO	2.28a	9.2		27.98	24.10	53	24.72	359	26.00	24.72	+.05	-4.6
PimcoMuni	N	PMF	.98	7.9		13.50	12.15	155	12.31	522	13.07	12.28	-.59	-5.3
PimcoMu2	N	PML	.78	5.9		13.49	11.80	177	13.11	811	13.48	13.06	-.29	-.5
PimcMu3	N	PMX	.75	6.9		11.80	10.76	116	11.05	516	11.76	10.99	-.40	-4.6
PimcoNY	N	PNF	.68	5.7		12.98	10.98	4	11.92	115	12.12	11.61	+.36	-6.7
PimcoNY2	N	PNI	.80	7.4		12.24	10.37	21	10.80	136	11.24	10.63	+.04	-10.0
PimcNY3	N	PYN	.63	7.2		10.25	8.26	2	8.79	58	9.14	8.79	+.00	-11.4
PimcoStrIn	N	RCS	.96	10.2		10.31	8.65	135	9.37	512	9.71	9.37	-.31	+2.1
Pinduodou n	Q	PDD				30.48	16.53	5089	23.10	19788	23.38	19.92	+2.49	-13.5
PingtanM	Q	PME	.04	1.7	15	4.20	1.71	8	2.38	51	2.48	2.32	-.03	-22.0
▼PinnaclFn	Q	PNFP	.64	1.3	14	69.85	48.76	417	47.66	2473	51.97	47.62	-4.31	-28.1
▲PinWst	N	PNW	2.95f	3.2	21	92.64	73.41	1063	91.44	4833	92.64	89.33	+.66	+7.3
PintecTc n	Q	PT				15.10	10.01	1	11.00	11	11.35	10.30	-.03	-11.9
▼PionDvrsHi	A	HNW	1.38	10.4		15.84	13.31	28	13.25	173	13.48	13.22	-.08	-15.9
▼PionEnSvc	N	PES				6.35	1.90	723	1.72	3294	2.21	1.71	-.45	-43.6
▼PionFltRt	N	PHD	.72	7.1		11.80	10.23	131	10.17	625	10.42	10.16	-.09	-11.3
▼PionHiIn	N	PHT	1.14	13.9		9.89	8.21	248	8.22	1099	8.42	8.19	-.05	-15.3
PioMuAdv	N	MAV	.84	8.0		11.69	10.18	130	10.46	599	10.70	10.42	-.01	-8.0
PioMunHi	N	MHI	.84	7.7		12.01	10.65	119	10.89	609	11.22	10.83	-.13	-8.1
PioNtrl	N	PXD	.32	.2		213.40	135.24	2291	137.14	11310	144.19	136.39	-5.86	-20.7
PioneerPw	Q	PPSI			18	7.95	4.40	1	5.50	49	5.50	4.96	+.56	-27.7
▼PiperJaf	N	PJC	1.50f	2.3		99.80	63.88	47	66.64	369	69.66	63.88	+1.45	-22.7
PitnyBw	N	PBI	.75	11.5	4	14.80	6.43	4131	6.54	14452	7.27	6.48	-.55	-41.5
PitnyBw 43	N	PBIpB	1.67	7.8		25.24	19.66	99	21.62	283	21.86	20.25	+.97	-11.4
PivotSft n	N	PVTL				31.24	15.11	1394	17.39	16903	19.38	16.80	-.36	+10.6
Pixelwrks	Q	PXLW				7.05	3.15	208	3.34	1015	3.63	3.32	-.28	-47.2
PlainsAAP	N	PAA	1.95	8.4	37	27.70	19.41	3972	23.09	14843	23.60	21.59	+.87	+11.9
PlainsGP rs	N	PAGP	1.70		20	27.00	19.68	1593	22.40	8576	22.75	20.81	+.91	+2.1
PlanetFit n	N	PLNT			2	58.50	28.98	685	54.02	4185	55.82	53.02	+.56	+56.0
PlanetGrn	A	PLAG				11.51	.13	32	2.64	290	3.90	2.61	-.94	+1400.0
▼Plantron	N	PLT	.60	1.7	12	82.28	37.52	529	36.36	3192	40.09	36.12	-3.43	-27.8
PlatfmSpc	N	PAH			15	13.54	9.09	1872	10.91	10356	11.43	10.73	-.11	+10.0
PlatEag n	Q	EAGL				11.82	9.60	13	10.05	878	10.08	10.01		+3.1
PlatEag un	Q	EAGLU				11.00	8.00	1	10.56	16	10.56	10.40	+.14	+5.5
PlatGpM rs	A	PLG			1	.58	.08	409	.16	2153	.16	.14	+.01	-48.7
PlayAGS n	N	AGS				32.80	16.66	124	22.37	1412	23.66	21.86	-.97	+20.9
▼PlayaHot n	Q	PLYA				11.69	6.24	2825	6.15	3817	7.14	5.98	-.89	-43.0
▼Plexus	Q	PLXS				66.78	52.44	285	52.59	1240	57.93	52.35	-4.25	-13.4
▼PlugPowr h	Q	PLUG				2.48	1.41	2368	1.37	11112	1.63	1.37	-.20	-41.9
PlumasBc	Q	PLBC	.36	1.6	11	29.45	21.92	9	22.11	67	23.66	22.00	-1.10	-4.7
PluIsght n	Q	PS				38.37	17.88	563	23.89	3625	25.31	23.27	+.35	+19.5
▼PluristemT	Q	PSTI				1.65	.80	390	.85	2798	1.03	.80	-.19	-38.4
PlymInd n	A	PLYM	1.50	12.2		18.98	10.95	160	12.26	258	13.90	12.00	-.39	-33.7
PlymInd pfA	A	PLYMpA	1.88	8.1		25.99	22.32	2	23.10	5	24.44	23.10	-.92	-8.2
PoageBksh	Q	PBSK	.24	.9	30	27.75	18.85		25.31					+20.5
PointrTel h	Q	PNTR			16	19.65	10.25	18	11.71	41	12.00	11.50	-.14	-37.1
PointsInt g	Q	PCOM			22	18.48	9.31	98	10.13	397	10.77	10.00	-.38	-1.6
PolarPwr n	Q	POLA				6.85	4.01	2	5.15	52	5.40	5.15	-.14	+2.8
▼Polaris	N	PII	2.40	3.0	18	137.66	79.93	677	79.35	3156	87.36	78.96	-9.11	-36.0
Polarity rs	Q	PTE				41.22	11.54	189	15.35	1336	17.46	13.66	+1.70	-33.9
PolyMet g	A	PLM				1.36	.65	302	.82	1872	.85	.80	-.00	-4.9
▼PolyOne	N	POL	.78f	2.7	13	47.48	29.47	403	28.72	2144	31.52	28.57	-1.97	-34.0
Pool Corp	Q	POOL	1.80f	1.2	28	175.87	123.88	215	146.84	976	154.98	146.32	-5.57	+13.3
▼PopeRes	Q	POPE	4.00f	5.7	23	73.50	66.50	1	69.66	8	69.66	66.50	+2.96	-.1
Popular	Q	BPOP	1.00	2.0	18	58.55	34.20	833	50.33	4013	52.97	50.14	-1.97	+41.8
Popular pf	Q	BPOPN	1.68	6.6		25.92	23.76	7	25.45	29	25.75	25.11	-.14	+4.8
PopCpII pf	Q	BPOPM	1.53	6.2		25.00	21.77	7	24.55	24	24.75	23.78	+.43	+8.6
▲PortGE	N	POR	1.45	3.0	21	50.40	39.02	496	48.96	3459	50.40	48.89	-.88	+7.4
PortolaPh	Q	PTLA				56.70	18.18	1061	18.85	10018	21.94	18.69	-1.83	-61.3
PostHldg	N	POST			24	101.43	70.66	407	91.69	3315	93.66	89.95	+.28	+15.7
▼Potbelly	Q	PBPB				14.15	9.12	205	9.17	1457	9.64	9.12	-.04	-25.4
PotltchDel	Q	PCH	1.60	4.7	15	55.75	33.09	624	33.87	2949	35.99	33.64	-1.61	-32.1
▼PowellInds	Q	POWL	1.04	4.2	99	41.42	23.25	40	24.78	268	28.52	23.25	-2.82	-13.5
PwrInteg	Q	POWI	.64	1.0	30	80.50	47.35	184	61.31	1153	64.71	57.85	+2.22	-16.6
▼PowrREIT	A	PW				6.92	5.46	0	5.68	9	5.86	5.46	+.12	-7.8
PwREIT pfA	A	PWpA				26.90	25.12		26.25	2	26.25	26.00	+.77	+2.5
PS AlphaQ	N	PQY												
PSCrudeDS	N	DTO				101.80	45.69	7	83.35	16	85.00	77.15	+4.38	-6.1
PSBMetDL	N	BDD				11.60	6.52	0	7.11	2	7.21	6.94	-.04	-32.5
PSBMetDS	N	BOM				12.41	4.24		9.95	1	9.95	9.95	+.42	+34.1
PSCrudeLg	N	OLO				7.17	4.64	0	4.92	2	5.00	4.85	-.17	-3.4
PSShTHYB	N	PGHY	1.08	4.6		24.05	23.53		23.56					-1.2
▼PranBio rs	Q	PRAN				3.79	1.33	9	1.40	113	1.56	1.30	-.14	-55.1
▼Precipio n	Q	PRPO				1.75	.18	215	.19	2954	.22	.18	-.01	-84.5
▼PrecDrill	N	PDS	.28			4.14	1.87	2667	1.86	9532	2.09	1.86	-.25	-38.4
PrecTh h	Q	AIPT				1.58	.65	16	.75	145	.78	.66		-25.7
PfdAptCm	N	APTS	1.02	6.9		21.53	13.60	181	14.75	1184	15.43	14.64	-.02	-27.2
PfdBkLA	Q	PFBC	1.20	2.8		69.48	43.04	68	43.43	259	46.79	43.35	-2.76	-26.1
PrefrmdLn	Q	PLPC	.80	1.4	19	96.83	55.41	18	58.40	54	62.85	58.40	-1.73	-17.8
▼PremFin s	Q	PFBI	.60	3.7	11	26.05	16.08	16	16.21	61	17.67	15.68	-.85	-19.3
Premier	Q	PINC				47.22	28.59	762	37.92	3605	40.17	37.54	-.40	+29.9
▼Presbia h	Q	LENS				7.14	.51	117	.53	1022	.84	.51	-.09	-86.0
Presidio n	Q	PSDO	.16	1.2		19.74	11.97	148	13.59	730	14.19	13.53	-.19	-29.1
Prestige rs	N	PBH			3	47.29	27.84	400	32.10	2333	36.26	31.96	-3.88	-27.7
Pretium g	N	PVG				11.90	6.17	1128	7.42	6009	7.70	7.09	+.03	-35.0
▼PriceTR	Q	TROW	2.80	3.0	16	127.43	90.78	1937	91.97	8748	95.32	90.78	-.61	-12.4
▼PrSmrt	Q	PSMT	.70	1.1	25	94.45	61.08	172	61.65	1040	64.78	61.08	-.02	-28.4
PrmEgy	Q	PNRG				80.50	47.10	0	80.40	5	80.40	74.40	+3.39	+56.1
Primerica	N	PRI	1.00	1.0	12	128.35	90.05	173	100.97	1067	106.72	100.22	-4.29	-.6
PrimoWtr	Q	PRMW				20.72	11.16	565	15.13	1630	15.41	13.35	+1.60	+20.4
Primoris	Q	PRIM	.24	1.1	16	28.90	20.79	137	22.10	873	22.96	21.88	-.61	-18.7
▼PrinEdgAln	N	YLD	.75e			41.93	38.71	9	38.84	45	40.18	38.32	-.54	-5.9
PrinPrice	Q	PSET	.16e			35.55	31.69		32.86	3	33.30	32.24	-.11	+2.1
PrinShHld	Q	PY	.33e			34.81	30.05		30.06					-7.8
PrinHlln ef	Q	BTEC				39.21	29.46	0	29.76	7	31.11	29.71	+.30	-5.4
▼PrinMill ef	Q	GENY	.06e			39.30	31.94	1	32.15	4	32.94	31.77	-.42	-7.4
▼Prin US SC	Q	PSC				36.86	29.18	13	29.17	31	30.49	29.03	-1.37	-8.0
▼PrinActGl	N	GDVD				29.52	25.09	0	24.79	4	25.64	24.73	-.59	-11.5
▼Prin Cont n	N	PVAL				27.51	23.71		23.92	2	23.92	23.71	-.97	-6.2
Prn MegC n	N	USMC				28.66	24.58	3	26.15	67	26.94	25.87	-.23	-.4
▼PrinSpec n	N	PREF				100.86	90.53	0	90.78	8	91.03	90.53	-.03	-9.5
▼PrinFncl	Q	PFG	2.16f	5.0	9	75.59	41.95	2431	43.62	10495	44.36	41.95	-.78	-38.2
PrincREstl	N	PGZ	1.32m	7.9		18.85	16.21	20	16.61	109	17.07	16.59	-.45	-3.4
PrinBio n	Q	PRNB				36.00	22.00	111	28.65	467	30.90	27.03	-1.61	-12.3
▼PriorityTc	Q	PRTH				12.99	6.70	20	6.75	44	7.50	6.70	-.81	-33.8
PriorTc un	Q	PRTHU				13.32	8.48		9.04	0				-14.9
ProAssur	N	PRA	1.24a	3.2	20	63.45	34.95	287	39.31	1269	41.84	39.28	-1.63	-31.2
ProDex	Q	PDEX			24	16.00	6.05	46	12.85	177	14.54	12.35	-1.21	+89.0
ProLogis	N	PLD	1.92	3.0	27	68.95	58.28	2180	64.81	15273	67.30	64.22	-2.03	+.5
ProPetr n	N	PUMP				22.88	14.00	1131	14.71	7255	15.94	14.53	-.13	-27.0
ProPhaseL	Q	PRPH	1.00e			5.29	1.62	2	3.15	21	3.31	3.06	+.05	+81.9
ProQRTher	Q	PRQR				24.00	2.75	210	18.00	1449	18.90	16.90	+.01	+458.1
PrUltDow s	N	DDM				51.22	38.69	1151	40.67	5419	43.17	39.97	-1.04	
▼ProUltMC s	N	MVV				47.07	33.63	34	33.12	209	35.68	32.96	-1.83	
PrUltQQQ s	N	QLD				102.51	67.48	1646	73.37	10283	79.68	72.15	-.53	+.1
ProUltSP s	N	SSO	.40e	.4		129.98	97.35	3110	100.51	16447	107.25	99.19	-2.60	-8.2
PrUShCnG	N	SZK				17.35	12.80	1	16.22	44	16.47	15.74	+.72	+19.2
ProShtHY	N	SJB				23.91	22.45	47	23.13	434	23.29	23.00	-.09	
Pro20 yrT	N	UBT	1.13e	1.5		85.80	65.00	3	72.95	196	74.03	72.55	+.03	-12.7
Pro7-10yrT	N	UST	.42e	.8		58.13	51.12	34	54.28	63	54.64	54.08	-.28	-5.5
PrUltBio s	Q	BIB				70.82	46.69	141	47.71	678	51.91	46.88	-1.47	-14.9
▲ProSShOG	N	DDG				26.55	20.60	8	25.73	18	27.70	24.66	+1.09	+12.0
ProLCCre s	N	CSM	.67e	1.1		72.92	63.01	64	63.41	263	65.55	63.07	-.94	-5.0
ProUltTl s	N	LTL				50.54	34.92		37.94	0				-12.2
ProHdgRep	N	HDG				46.26	43.36	2	43.74	98	43.98	43.52	-.01	-3.5
ProUltEM	N	EET				114.48	57.30	2	63.04	10	65.80	61.48	-.26	-32.9
ProRafiLS	N	RALS	.62e	1.7		38.00	32.43	1	35.96	82	36.39	34.26	-.13	-4.4
ProUSL7-10T	N	PST				23.95	21.36	58	22.59	207	22.69	22.37	+.13	+4.8
▲ProShtEafe	N	EFZ				29.44	23.78	39	29.08	114	29.44	28.43	+.18	+14.1
ProShtEM	N	EUM				21.76	16.23	1281	20.42	7831	20.87	19.95	+.01	+13.8
▼ProUltEaf s	N	EFO				50.26	31.27	3	31.94	6	33.30	31.27	-.69	
▼ProUEurop	N	UPV				66.95	39.59	3	40.41	9	41.94	39.59	-1.02	-31.1
▲ProShtBM	N	SBM				20.58	16.90		20.05	15	20.58	19.45	-.37	+13.4
ProUltRE s	N	URE				70.33	50.79	13	64.72	52	67.34	64.09	-2.46	-1.9
▼ProUltFin s	N	UYG				47.86	34.87	211	34.70	603	37.09	34.54	-2.16	
ProShtRE	N	REK				17.94	15.03	4	15.55	29	15.60	15.24	+.33	-1.7
ProShtChi50	N	YXI				22.09	16.42	5	20.27	24	20.94	20.00	-.28	+5.3
ProUltSem s	N	USD				54.11	29.31	17	31.49	148	33.35	30.41	+1.31	
▲ProUltUt s	N	UPW				55.00	37.86	30	54.27	43	55.00	52.24	+.24	+15.3
PrUltTech s	N	ROM				124.42	79.37	42	86.07	245	92.78	83.87	+.89	-1.9
▼ProUltJpn s	N	EZJ				50.46	32.74	1	32.29	1	32.84	32.18	-1.16	
▼ProUltO&G	N	DIG	.46e	1.7		47.42	27.33	212	27.56	1157	29.94	27.29	-2.10	-30.4
▼ProUltInd s	N	UXI				83.64	56.87	1	56.74	4	60.81	56.74	-1.87	-22.3
PrUltHCr s	N	RXL	.63e	.6		118.30	79.39	26	97.71	137	107.59	97.26	-4.30	+10.7
ProUCnsSv s	N	UCC				111.63	76.73	1	84.99	4	90.90	84.93	-4.95	+4.3
PrUCnsGd s	N	UGE				52.04	37.81	0	38.69	5	40.03	37.93	-.96	-21.1
▼ProUBasM	N	UYM	.15e	.3		82.75	48.38	6	48.44	16	51.82	48.18	-1.52	-34.6
▼PrUlPR2K s	N	URTY				114.27	59.18	143	58.09	1118	66.03	57.42	-4.50	-29.5
▼PUltM400 s	N	UMDD	.03e			138.31	84.00	5	80.48	27	90.00	80.00	-7.28	-31.1
▼ProUltSC s	N	SAA				134.63	86.65	0	84.56	2	91.66	84.92	-5.45	-16.0
ProUPD30 s	N	UDOW				116.82	76.16	1877	80.34	8122	87.93	78.23	-3.13	-14.8
PrUltPQ s	Q	TQQQ				73.36	40.40	19454	42.90	104442	48.53	41.82	-.51	-7.2
▼ProUlR2K s	N	UWM				89.24	58.40	100	57.67	1177	62.83	57.27	-2.95	-18.4
ProSht20Tr	N	TBF				24.43	21.62	137	23.09	1904	23.18	22.91	-.01	+5.6
▼PUltSP500 s	N	UPRO				58.95	38.68	5418	39.48	32502	43.49	38.68	-1.56	
ProUChin50	N	XPP				113.86	53.90	2	62.59	17	64.55	59.13	+1.78	-25.4
PrUSSilv s	N	ZSL				45.75	28.95	10	41.82	65	42.26	40.68	+.33	+33.2
ProVixST rs	N	VIXY				46.84	21.24	816	33.37	6114	34.90	31.54	+.14	+44.1
PS Crde n	N	OILU				75.00	18.74	1120	20.24	4030	22.73	19.59	-1.69	-45.6
PrUCrude rs	N	UCO				39.36	16.10	3850	17.05	17616	18.40	16.62	-.87	-27.3
PrUltYen rs	N	YCL				65.77	53.53	0	54.03	4	54.56	53.92	-.96	-5.9
PrSUltNG rs	N	BOIL				40.35	25.20		26.50					
PVixMTFut	N	VIXM				28.17	19.88	8	25.76	156	26.10	24.77	+.54	+21.8
PrUltSilv	N	AGQ				36.55	21.74	106	23.55	489	24.26	23.27	-.20	-30.4
PrUltShN s	N	KOLD				52.12	10.60	559	15.24	2080	15.27	10.83	+3.70	-61.6
ProUShGld	N	GLL				86.21	63.08	2	77.90	17	78.53	76.78	+1.28	+12.7
PrSUShAus	N	CROC				55.51	42.20	2	53.27	3	53.37	52.53	+.72	+16.5
PrUltShYen	N	YCS				79.35	64.93	17	78.72	40	79.14	77.95	+1.14	+5.0
ProSUltGold	N	UGL				44.38	31.92	25	34.90	237	35.47	34.64	-.64	-14.2
PrUShCrd s	N	SCO				28.33	12.29	2296	25.16	10139	25.96	23.35	+.99	+2.4
▲ProShtEuro	N	EUFX				43.59	38.37	3	43.57	8	43.66	43.27	+.48	+8.9
▼ProUltEuro	N	ULE				18.97	14.66	4	14.74	10	15.03	14.63	-.30	-15.6
ProUShEuro	N	EUO				25.02	19.46	195	24.88	517	24.98	24.34	+.54	+17.4
▲ProctGam	N	PG	2.87	3.0	24	96.79	70.73	12522	96.64	60299	96.90	91.37	+4.19	+5.2
ProDvrs h rs	Q	IPDN				5.24	1.34	1	1.78	27	2.01	1.54	-.22	-56.5
ProfirEng	Q	PFIE			1	5.30	1.64	201	1.71	950	1.98	1.65	-.24	-10.9
▼PrognicsPh	Q	PGNX				9.42	4.24	858	4.60	9980	5.34	4.24	+.04	-22.7
ProgrsSoft	Q	PRGS	.62f	1.8	27	53.60	30.23	154	34.80	1470	35.67	33.81	+.94	-18.3
ProgsvCp	N	PGR	.69e	1.1	25	73.69	50.79	3549	62.00	19998	65.30	61.77	-1.42	+10.1
Proofpoint	Q	PFPT				130.27	75.92	647	89.06	3014	95.48	88.66	-2.22	+.3
ProsHldg	N	PRO				41.10	24.58	135	30.70	905	32.34	30.48	-.51	+16.1
ProShtQQQ	N	PSQ				36.74	28.99	3400	33.34	17996	33.67	32.02	+.08	-6.3
ProShSP rs	N	SH				31.77	27.08	8207	30.45	44680	30.63	29.45	+.39	+.9
PrUShSP rs	N	SDS				45.27	32.53	8817	40.60	48932	41.16	38.07	+.96	-1.1
▲PUShtMdC	N	MZZ				21.30	15.55	13	21.39	45	21.47	19.84	+1.17	+14.1
PrShRs2K rs	N	SRTY				38.75	20.36	568	35.57	3768	35.95	31.28	+2.45	+9.9
PShtQQQ rs	Q	SQQQ	.07p			23.26	10.83	40008	15.45	195652	15.99	13.71	+.02	-28.2
PrUShD3 rs	N	SDOW				22.38	13.54	7139	17.95	36397	18.45	16.43	+.60	-7.9
▲PUltShtF rs	N	FINZ				10.32	6.46	16	10.42	110	11.00	9.23	+1.05	+28.5
PrSUlhGM rs	N	GDXS				23.12	12.13	2	16.33	14	16.59	15.83	+.04	+16.7
ProUShL20	N	TBT				41.70	33.06	2337	37.21	13946	37.49	36.60	+.05	+10.2
PrShR2K rs	N	RWM				45.09	36.82	635	44.92	4759	45.08	43.04	+1.06	+6.3
PrUShHC rs	N	RXD				32.14	21.36	2	24.61	5	24.60	22.73	+1.61	-18.2
PrUShCnS rs	N	SCC				25.36	16.35	0	20.45	4	20.27	19.31	+.59	-15.5
PrUShRE rs	N	SRS				37.33	25.81	22	27.48	102	27.74	26.42	+.96	-6.0
PUShtR2K	N	TWM				19.78	13.00	1149	19.10	6375	19.24	17.54	+.89	+9.4
PrUShtSC	N	SDD				17.56	10.94	13	16.57	46	16.64	15.19	+.96	+6.1
PS DecRt n	N	EMTY				37.42	29.57	6	36.36	16	36.47	34.45	+1.23	+8.5
PUShtIndl	N	SIJ				19.18	13.48	9	18.98	38	19.05	17.70	+.87	+12.7
PS OnlSt n	N	CLIX				51.84	38.69	6	44.05	65	45.27	43.47	+.42	+12.1
PrShtSmC	N	SBB				36.32	29.00	3	35.84	16	35.83	34.32	+1.05	+4.5
▼ProS Ris n	Q	EQRR	.81e	2.1		52.12	39.30	1	38.69	10	40.52	38.69	-1.99	-17.1
PUPShtMC	N	SMDD				12.40	7.66	28	12.10	59	12.18	10.91	+.93	+20.6
PrSh K1 n	N	OILK				28.82	18.78	6	19.28	93	20.00	19.11	-.51	-11.0
▲PUShtEur	N	EPV				41.30	26.83	17	40.09	87	41.30	38.52	+.25	+29.4
▲PUShtJpn	N	EWV				32.65	22.75	3	32.14	18	32.65	30.68	+.65	+21.5
ProSPDvA	N	NOBL	1.00e	1.6		68.51	57.45	545	62.86	3113	64.43	62.24	-.60	-1.8
▼PrUlNBio rs	Q	UBIO				46.35	23.66	73	24.04	324	27.45	23.66	-1.22	-28.5
▲PUltShEafe	N	EFU				29.77	19.90	6	29.05	18	29.77	27.99	+.25	+27.4
PrUGMin rs	N	GDXX				47.81	21.89	3	28.73	34	30.00	28.40	-.28	-31.7
PrUltBra rs	N	UBR				107.88	42.35	3	62.11	12	65.20	60.03	-1.99	-20.5
PrSht20yTr	N	TTT				33.06	25.65	23	27.78	140	28.10	27.19	+.04	+4.4
ProGblInf	N	TOLZ	1.63e	4.0		44.20	39.30	19	40.39	92	40.81	39.48	-.05	-5.8
PUltShOG	N	DUG				45.82	27.88	113	44.19	471	44.60	40.76	+2.97	+19.4
PS MngdF	N	FUT				40.79	39.00	7	40.58	24	40.71	40.55	+.08	+.8
▼PrGPrEq bt	A	PEX	1.53e	4.9		41.84	31.45	1	31.15	19	31.97	31.33	-.76	-13.1
▼ProEurDiv	N	EUDV	.15p			44.13	36.46	0	36.87	7	37.34	36.46	-.22	-11.7
▼PHYIntH bt	A	HYHG	3.16	4.9		69.64	64.19	64	64.99	164	65.26	64.19	+.48	-3.4
ProSPxTch	N	SPXT	.23p			56.14	50.00		50.84	1	51.36	50.41	+.19	-2.8
▼ProSPxHC	N	SPXV	.24p			60.55	54.36	0	53.80	1	55.13	54.02	-.61	-1.2
▲ProMerger	N	MRGR	.12e	.3		37.60	34.73	6	37.22	23	37.60	36.80	+.26	+2.6
ProSPxFin	N	SPXN	.23p			59.89	52.71		55.05	0	55.15	55.15	-.36	+1.4
ProSPxEgy	N	SPXE	.22p			61.53	54.01	0	54.94	7	56.35	54.55	-3.06	-2.7
▼PrUltPFn	N	FINU	.29e	.5		134.30	60.84	19	60.56	130	67.90	60.20	-6.89	-42.5
PrS HdJp n	N	HGJP							30.04					
PrIGlntH bt	A	IGHG	2.15	3.0		78.88	70.09	137	72.45	543	72.75	70.76	+.70	-5.9
ProSht7-10y	N	TBX				29.79	28.15	11	28.99	713	29.04	28.84	+.08	+2.4
ProUShHm	N	HDZ							14.35					
PrUShBrz rs	N	BZQ				52.60	32.05		46.05					
PrSPMCDv	N	REGL	.65e	1.2		58.48	50.27	75	53.83	310	55.12	53.61	-.81	-1.3
ProSR2KDv	N	SMDV	.47e			60.37	51.18	74	56.40	353	57.81	55.82	-.26	+2.2
PSSTEm bt	A	EMSH	4.88e	6.6		78.63	73.00		73.73	2	73.86	73.60	+.17	-4.1
▼PrUShtUtl	N	SDP				31.15	20.04	2	20.29	13	20.94	20.04	-.27	-19.6
PrUltShtTc	N	REW				17.75	10.55	11	13.90	103	14.26	12.85	-.18	-15.5
▲PrUShtFn	N	SKF				23.11	17.93	70	23.28	385	23.39	21.74	+1.36	+11.4
ProUShBio	Q	BIS	.02p			23.90	15.38	102	21.20	408	21.46	19.42	+.60	-3.9
PUShtSem rs	N	SSG				22.10	14.70		15.28					
ProMornAlt	N	ALTS	.38e	1.0		38.91	36.65	0	36.82	4	36.96	36.72	+.05	-3.1
Pro30BEI	N	RINF	.58e	2.1		30.08	27.51	4	27.71	11	28.05	27.63	-.49	-.1
PS EMkDv	N	EMDV				64.49	48.85	3	53.37	5	54.05	51.78	+.52	-8.9
ProCdNASh	A	WYDE				33.45	31.66	1	32.40	2	32.65	32.34	-.11	
ProspctCap	Q	PSEC	.72	11.3	7	7.60	5.95	2367	6.37	11933	6.77	6.36	-.30	-5.5
ProsCap 24	N	PBB	1.56	6.3		26.13	24.09	11	24.65	73	24.72	24.50	-.04	-4.8
ProspBcsh	N	PB	1.64f	2.6	16	79.20	60.15	279	62.53	2342	67.28	62.35	-3.15	-10.8
ProtagTh n	Q	PTGX				23.97	5.49	37	6.89	327	7.45	6.61	+.16	-66.9
Protalix	A	PLX				.83	.38	661	.39	2208	.45	.38	-.04	-40.8
▼ProtctInsA	Q	PTVCA	1.12	5.9	43	24.86	18.19	2	19.00	9	21.22	18.19	-.54	-21.6
PrtctInsB	Q	PTVCB	1.12	5.6	45	25.70	18.64	15	20.00	83	20.77	19.01	-.41	-16.5
ProteonTh	Q	PRTO				2.90	1.50	48	1.84	170	1.90	1.71	+.09	-3.2
Proteos n	Q	PTI			11	10.38	1.71	412	4.81	2148	5.33	4.61	+.06	-17.5
Prothena	Q	PRTA				46.14	10.43	363	11.71	1676	12.26	11.07	+.35	-68.8
ProtoLabs	N	PRLB			59	166.60	93.55	144	113.56	827	123.45	112.71	-2.59	+10.3

Continued on **next page**

NYSE, NYSE American and Nasdaq Exchanges

Continued from **previous page**

Name	Exch. Market	Symbol	Div	Yield	PE	52-week High	52-week Low	Vol 1000s	Friday Last	Vol 1000s	Weekly High	Weekly Low	Chg	YTD % Chg
Provent n	Q	PRVB				8.00	2.02	24	2.38	121	2.75	2.17	+.17	-50.5
ProvidSv	Q	PRSC			17	83.90	55.69	92	67.11	280	69.41	64.74	-.63	+13.1
ProvidBc n	Q	PVBC				30.80	21.90	4	24.06	25	26.44	23.05	-.44	-9.0
▼ProvFnH	Q	PROV	.56	3.4	18	19.78	16.70	3	16.65	21	17.63	16.64	-.63	-9.5
ProvidFS	N	PFS	.84	3.5	15	29.12	22.22	157	23.67	1117	24.49	23.39	-.22	-12.2
PrudntlBcp	Q	PBIP	.20a	1.2	87	19.87	16.04	45	17.35	64	17.99	17.30	-.42	-1.4
▼Prudentl	N	PRU	3.60	4.4	9	127.14	81.84	2989	82.37	14794	85.94	81.60	-3.50	-28.4
PrudFn 52	N	PJH	1.44	6.0		26.09	23.75	32	24.02	153	24.43	23.80	-.01	-4.9
▼PrudtlF 53	N	PRH	1.43	6.0		25.75	23.61	48	23.81	251	24.02	23.61	+.05	-5.9
PruUK pf	N	PUKp	1.69	6.6		27.17	25.45	15	25.72	92	25.88	25.63	+.06	-1.8
PruUK pfA	N	PUKpA	1.63	6.4		26.99	25.11	20	25.20	96	25.51	25.20	-.12	-3.4
▼Prud UK	N	PUK	1.49e	4.2		55.36	34.48	519	35.14	3335	36.49	34.48	-1.10	-30.8
▼PsychmCp	Q	PMD	.72	4.5	15	22.88	15.57	10	15.85	52	16.67	15.57	-.42	-22.9
PSEG	N	PEG	1.80	3.2	19	56.68	46.19	3005	55.69	16247	56.29	54.62	+.25	+8.1
PubStrg	N	PSA	6.80	3.3	22	234.90	180.48	1599	203.47	7862	214.71	198.53	-8.67	-2.6
PubSt pfU	N	PSApU	1.41	6.0		25.55	23.18	28	23.65	130	24.23	23.65	+.07	-5.9
▼PubSt pfV	N	PSApV	1.34	6.0		25.51	22.15	64	22.29	179	22.87	22.11	-.03	-11.6
PubSt pfW	N	PSApW	1.30	6.0		25.60	21.38	43	21.59	229	22.14	21.48	+.04	-13.6
▼PubSt pfX	N	PSApX	1.30	6.0		25.60	21.49	27	21.60	87	22.14	21.47	-.05	-13.5
▼PubSt pfY	N	PSApY	1.59	6.3		27.09	25.05	19	25.14	95	25.52	24.84	+.07	-5.5
▼PubSt pfZ	N	PSApZ	1.50	6.1		27.56	24.81	64	24.75	124	25.48	24.75	+.05	-6.4
▼PubSt pfG	N	PSApG				25.52	21.51	38	21.70	171	22.98	21.43	+.06	-13.0
PubSt pfF	N	PSApF	1.29	6.0		25.69	21.30	51	21.39	243	22.01	21.37	+.04	-14.5
▼PubSt pfE	N	PSApE	1.23	6.0		25.44	20.50	92	20.53	247	21.26	20.41	-.02	-17.5
PubSt pfD	N	PSApD	1.24	6.0		25.41	20.58	26	20.77	201	21.42	20.71	+.20	-17.0
▼PubSt pfC	N	PSApC				26.09	21.15	30	21.46	122	22.19	21.15	-.12	-15.7
PubSt pfB	N	PSApB				26.69	22.38	19	22.58	149	23.19	22.46	-.02	-12.1
PubSt pfA	N	PSApA	1.47	6.0		27.70	24.43	45	24.70	149	24.96	24.50	+.25	-6.9
Pulmatrix	Q	PULM				2.17	.28	222	.37	1047	.40	.34	-.00	-74.0
PulseBio n	Q	PLSE				26.13	8.60	100	11.94	328	13.04	11.75	-.96	-49.4
PulteGrp	N	PHM	.36	1.4	15	35.21	20.64	4200	25.61	23479	26.55	25.42	-.62	-23.0
PumaBiotc	Q	PBYI				106.30	17.60	878	22.58	3567	24.87	22.50	-.59	-77.2
PureAcq n	Q	PACQ				9.88	9.59	151	9.84	912	9.85	9.76	+.03	+1.5
PureAcq un	Q	PACQU				11.37	10.08	0	10.45	1	10.45	10.18	-.92	+3.3
PureCycle	Q	PCYO				11.74	7.36	20	9.50	90	10.29	9.34	-.40	+13.8
PureStrg n	N	PSTG				29.14	15.81	3960	17.13	14008	18.49	16.99	-.28	+8.0
PurplInv n	Q	PRPL				13.90	4.45	2	5.70	26	6.54	5.43	-.93	-43.3
PMMI	N	PMM	.44	6.2		7.53	6.54	168	7.00	851	7.12	6.97	+.01	-5.5
PMIIT	N	PIM	.31	7.2		4.86	4.34	69	4.34	353	4.48	4.34	-.14	-9.0
PMOT	N	PMO	.71	6.2		12.57	10.85	81	11.56	414	11.65	11.52	-.02	-6.4
PPrIT	N	PPT	.31	6.4		5.50	4.81	415	4.87	1970	4.90	4.83	-.03	-8.6
Puxin n	N	NEW				35.00	5.06	139	6.50	629	7.20	5.60	+.80	-69.0
PyxisTnkr	Q	PXS			40	5.87	.74	168	1.19	1682	1.34	1.10	-.18	-63.0
PyxusInt	N	PYX				52.43	12.00	372	14.51	2402	15.85	13.57	+.45	+9.5
PzenaInv	N	PZN	.41e	4.3	19	13.15	8.61	48	9.56	304	9.85	9.17	+.22	-10.4
Q2 Hldgs	N	QTWO				67.10	36.25	280	49.17	1382	51.38	48.45	+.11	+33.4
QAD Inc B	Q	QADB	.24	.7		49.40	27.00		32.36	7	32.99	30.00	+1.36	+5.0
QAD A	Q	QADA	.29	.7		61.80	37.45	39	41.25	238	43.21	40.44	+.68	+6.2
▼QCR Hld	Q	QCRH	.24	.7	12	49.60	33.05	60	33.34	259	34.49	33.01	-1.01	-22.2
▼QEP Res	N	QEP	.08	1.1	20	13.77	7.04	5388	7.00	24273	7.63	6.92	-.70	-26.9
QIAGEN	N	QGEN			37	39.45	31.01	1228	34.60	5606	35.66	34.47	-.57	+11.9
QIWI plc	Q	QIWI	.84e	5.8	14	20.05	11.61	216	14.53	807	14.96	14.32	+.10	-16.2
QTS RltTr	N	QTS	1.64	4.1		56.41	31.58	526	40.20	2316	42.22	39.62	-.27	-25.8
▼QTS Rlt pfA	N	QTSpA	1.78	7.4		25.84	24.01	2	24.16	22	24.50	24.01	-.04	
QTS Rlt pfB	N	QTSpB	1.63	1.6		106.39	94.62	32	100.95	132	103.39	100.60	-.70	
▼Qorvo	Q	QRVO			74	86.84	58.91	1595	60.52	6858	62.15	58.91	-.61	-9.1
▼QuadGrph	N	QUAD	1.20	9.2	6	31.29	13.53	464	13.08	2371	14.59	12.95	-1.43	-42.1
QuakerCh	N	KWR	1.48	.8	38	217.15	137.95	51	189.83	312	200.18	187.77	+1.72	+25.9
Qualcom	Q	QCOM	2.48	4.3		76.50	48.56	13551	57.62	70614	59.00	56.64	+1.63	-10.0
Qualstar rs	Q	QBAK				13.50	4.51	7	5.55	55	5.69	5.28	-.26	-33.9
Qualys	Q	QLYS			58	98.30	55.05	325	79.94	1844	82.99	75.29	+4.29	+34.7
▼QuanexBld	N	NX	.32	2.4	21	24.60	10.70	299	13.35	3154	14.30	10.70	-.72	-42.9
▼QuantaSvc	N	PWR	.04p		20	40.11	30.26	1412	30.27	9395	31.73	30.15	-1.06	-22.6
Quantenn n	Q	QTNA				19.41	10.16	248	14.86	1479	15.17	14.25	+.17	+21.8
Quanterx n	Q	QTRX				24.81	13.00	154	18.44	450	20.99	18.30	-1.06	-14.1
QntmDSS rs	N	QTM			25	6.56	1.58	665	1.99	1824	2.45	1.98	-.19	-64.7
Qu Insp100 n	N	BIBL				29.74	24.06	5	24.82	54	25.48	24.60	-.21	-4.9
▼QnForSm n	N	FFSG				27.44	24.15	12	23.96	64	24.59	22.46	-.39	-7.1
QnForTcG n	N	FFTG				26.55	22.85	10	23.10	74	23.46	22.91	-.31	-9.7
▼MainSecR n	N	SECT				30.14	25.42	71	25.47	350	26.40	25.42	-.45	-6.9
InspCpBd n	N	IBD				28.29	23.80	9	24.28	101	24.47	24.01	-.10	-3.7
▼QuaInsp n	N	ISMD				31.78	24.65	2	23.97	43	26.09	23.95	-1.49	-9.3
▼QuaInsLg n	N	BLES				30.44	24.96	6	24.93	44	26.12	24.93	-.60	-12.3
FormInco n	N	FFTI				27.57	23.12	35	23.53	215	23.58	23.40	+.03	-5.7
FrmHdGr n	N	FFHG				30.36	25.76	12	26.29	69	26.76	26.14	-.27	-4.5
QuanDyn n	N	XUSA				31.07	27.08	1	28.61	2	29.25	28.54	-.54	+2.4
QuanMulT n	N	QXTR				26.83	23.35	12	24.35	22	24.51	24.29	-.15	-6.4
QuanGrw n	N	QXGG				29.27	26.36	20	27.73	28	27.97	27.67	-.16	-.2
▼Quartrhill g	Q	QTRH	.05			1.98	.93	92	.92	509	1.00	.91	-.07	-49.9
Qudian n	N	QD				17.80	4.00	5791	5.80	37053	7.05	4.96	+.84	-53.7
▼QstDiag	N	DGX	2.12f	2.5	16	116.49	85.56	1825	85.48	7450	89.49	85.27	-2.08	-13.2
QuestRes rs	Q	QRHC				3.10	1.28	52	1.40	182	1.47	1.32	+.08	-39.1
QuickLog h	Q	QUIK				2.22	.78	151	.88	783	.98	.86	-.06	-49.4
Quidel	Q	QDEL			55	77.63	39.16	251	49.91	3678	52.89	44.66	+1.18	+15.1
QuinStreet	Q	QNST			63	17.75	8.24	856	15.93	3442	16.45	15.07	+.73	+90.1
▼QuintEn n	N	QES				10.67	4.67	13	4.70	88	5.29	4.67	-.50	-47.8
Qumu Cp	Q	QUMU				3.15	1.42	3	2.16	36	2.22	2.06	+.06	-8.9
▼QuormHl n	N	QHC				10.00	3.29	102	3.82	705	4.04	3.29	-.06	-38.8
Quotinet	Q	QTNT				9.02	2.78	382	7.20	2318	7.60	6.52	+.56	+45.5
QuotientTc	N	QUOT				15.98	10.35	301	11.81	2804	12.80	11.74	-.17	+.5
QuratRet A	Q	QRTEA			18	29.11	20.00	2928	20.07	12889	21.90	20.01	-1.29	-17.8
QuratRet B	Q	QRTEB			22	28.90	19.62		21.14	7	21.53	21.03	-.31	-13.9
Qutoutiao n	Q	QTT				20.39	4.00	424	5.10	3133	5.35	4.01	+.79	-68.1
Qwest 54	N	CTV	1.72	7.7		25.20	20.64	62	22.33	209	23.05	22.06	-.39	-5.1
Qwest53	N	CTY	1.53	8.0		23.79	18.66	77	19.01	452	19.25	18.68	-.05	-13.6
Qwest 25	N	CTZ	1.66	8.2		24.87	20.17	45	20.31	177	21.57	20.31	-.90	-10.3
Qwest 56	N	CTAA				26.26	21.51	13	22.90	80	23.45	22.77	-.30	-7.3
▼Qwest57 n	N	CTDD				24.88	20.39	68	20.39	355	21.40	20.36	-.66	-10.9
▼Qwest56 n	N	CTBB				24.06	19.60	86	19.87	652	20.24	19.60	-.35	-11.8

- R -

Name	Exch. Market	Symbol	Div	Yield	PE	52-week High	52-week Low	Vol 1000s	Friday Last	Vol 1000s	Weekly High	Weekly Low	Chg	YTD % Chg
:R1 RCM n	Q	RCM				11.00	3.90	613	8.52	2685	9.17	8.42	-.18	+93.2
RBB Bcp n	Q	RBB	.36	1.8		33.62	19.43	18	19.87	124	21.69	19.86	-1.69	-27.4
RBC Bear	Q	ROLL			36	169.84	111.61	80	135.53	632	140.39	132.55	-1.49	+7.2
▼RCI Hosp	Q	RICK	.12	.5	8	34.84	21.65	33	22.21	355	25.21	21.65	-.86	-20.6
RCM	Q	RCMT	1.00e		5	7.50	3.41	3	3.76	40	4.67	3.51	+.01	-39.8
RELX plc s	N	RELX	.54e	2.6		23.81	19.23	286	20.48	1946	20.72	20.03	-.05	-13.6
RF Inds	Q	RFIL	.08	1.1	12	12.75	2.25	30	7.13	220	7.69	6.85	-.11	+164.1
RGC Res s	Q	RGCO	.66f	2.4	32	31.33	22.16	8	27.66	27	28.00	26.33	+1.12	+2.1
RH	N	RH			30	164.49	74.50	1029	126.61	5853	140.85	125.84	-10.40	+46.9
RLI Corp	N	RLI	.88a	1.2	29	79.98	56.94	182	71.61	711	73.71	71.08	-.93	+18.1
▼RLJ LodgT	N	RLJ	1.32	7.0	13	23.97	18.68	984	18.74	6729	19.59	18.60	-.79	-14.7
RLJ Lod pfA	N	RLJpA	.49	2.0		27.65	25.07	72	25.13	259	25.55	25.09	+.04	-7.0
RMR Gp h	Q	RMR	1.40f	2.2	11	98.00	52.81	54	63.34	229	65.99	60.21	+1.19	+6.8
▼RPC	N	RES	.40	3.6	15	27.07	10.85	901	11.03	6018	12.09	10.85	-.83	-56.8
RPM	N	RPM	1.40f	2.3	28	68.13	46.36	611	60.44	4070	61.90	59.75	-.42	+15.3
▼RTI Surg	Q	RTIX				5.10	3.79	84	4.15	1152	4.65	3.79	+.33	+1.2
RTW Retl	N	RTW			34	5.55	2.50	134	2.75	865	3.00	2.70	-.25	-3.8
▼RYB Edu n	N	RYB				23.79	5.87	112	6.09	894	6.75	5.87	-.65	-63.9
▲RaPhrm n	Q	RARX				19.80	4.78	627	16.29	9306	19.80	14.65	-.17	+91.6
RadNet	Q	RDNT			65	16.54	9.55	143	12.28	833	12.79	12.16	-.32	+21.6
RadaElc rs	Q	RADA				3.86	1.77	68	2.99	2338	3.07	2.92	-.02	-2.9
Radcom	Q	RDCM			24	21.80	7.91	23	8.22	104	8.88	8.02	+.09	-58.6
RadianGrp	N	RDN	.01	.1	9	23.49	14.06	1245	16.13	8196	17.33	16.05	-.98	-21.7
RadiantLog	A	RLGT			23	6.15	3.46	146	4.73	944	5.23	4.70	-.32	+2.8
RadiusHlth	Q	RDUS				41.16	14.52	704	15.78	3496	17.54	14.92	-.06	-50.3
Radware	Q	RDWR				28.50	18.00	109	22.80	646	23.34	22.30	+.48	+17.5
RafaelHl n	A	RFL				10.31	3.05	10	8.96	80	9.24	8.31	+.50	+82.9
RLauren	N	RL	2.50	2.5	15	147.79	95.73	1106	101.50	6020	109.48	101.05	-3.40	-2.1
▼RamacoRs n	Q	METC				9.35	4.74	68	4.69	280	5.24	4.62	-.48	-31.8
Rambus	Q	RMBS				14.81	7.30	371	7.97	2938	8.42	7.95	-.22	-44.0
RamcoG	N	RPT	.88	6.5	14	15.00	11.15		13.61					-7.6
RandCap	Q	RAND			3	3.50	2.05	3	2.30	4	2.37	2.30	-.06	-23.8
Randgold	Q	GOLD	2.00f	2.3	36	104.05	59.90	774	85.72	5537	88.70	85.33	+.05	-13.3
▼RandBcp n	Q	RNDB				17.45	14.00	5	14.20	17	14.71	14.00	-.94	-7.5
▼RangeRs	N	RRC	.08	.7	13	18.60	11.93	11884	11.74	41626	14.04	11.67	-2.08	-31.2
RngrEnS n	N	RNGR				11.39	6.35	1	7.33	18	8.35	7.33	-.77	-20.6
Rapid7 n	Q	RPD				39.40	18.49	346	32.71	2548	34.33	31.20	+1.33	+75.3
RaveRest	Q	RAVE			9	2.33	1.09	48	1.13	132	1.32	1.10	-.15	-22.8
RavenInds	Q	RAVN	.52	1.4	1	49.80	31.45	86	37.20	510	39.14	36.21	-.43	+8.3
RJamesFn	N	RJF	.88f	1.2	15	102.17	71.93	1297	74.34	8787	77.56	74.21	-1.04	-16.5
▼RayAdvM	N	RYAM	.28	2.4	5	22.96	11.42	552	11.55	5040	13.53	11.20	-1.90	-43.5
▼RayAdv pfA	N	RYAMpA	2.00	2.3		157.11	86.48	5	86.87	44	98.97	86.10	-12.10	-39.7
Rayonier	N	RYN	1.08	3.6	32	39.73	29.27	407	29.83	2519	30.96	29.69	-.63	-5.7
Raytheon	N	RTN	3.47	2.0	24	229.75	162.31	1773	169.85	11275	174.85	166.41	+4.74	-9.2
▼ReShape rs	Q	RSLS				3756.90	.50	414	.51	2351	.69	.49	-.20	-100.0
ReadIntlA	Q	RDI			11	17.50	13.91	77	15.25	285	15.50	15.10	+.07	-8.7
ReadgIntB	Q	RDIB			21	34.64	20.10	0	27.51	1	27.57	27.50	-.33	+19.6
ReadyCap n	N	RC	1.60f	10.7	31	17.30	13.55	76	15.02	563	15.41	14.86	-.09	-.9
ReadyC23	N	RCA	1.75	6.9		26.58	24.58	0	25.28	9	25.32	25.05	+.25	-1.4
ReadyC21	N	RCP	1.63	6.4		25.85	25.15	1	25.49	9	25.81	25.35	+.14	-.7
RealGSol h	Q	RGSE				1.92	.30	6100	.58	28529	.63	.53	+.01	-60.8
RealNetwk	Q	RNWK				4.19	1.80	30	2.33	320	2.59	2.27	-.24	-31.9
RealityETF	N	DIVY	.46p			32.15	24.00	24	26.03	63	26.44	25.60	+.12	-.2
RltDvcDiv	N	LEAD				34.85	30.25	12	30.36	22	31.29	30.29	-.40	-5.0
RealDivG n	N	GARD				26.84	23.26	0	23.50	11	23.58	23.45	-.08	-6.0
Rl NxtEc n	Q	BLCN				25.05	20.16	14	20.49	97	21.00	20.18	-.03	-15.5
RealitCh n	Q	BCNA				24.47	18.22	0	18.93	1	19.22	18.78	-.26	-21.8
▼RealmTh n	Q	RLM				13.00	1.72	4	1.92	71	2.40	1.72	-.46	-71.5
Realogy	N	RLGY	.27p	1.6	9	28.07	16.85	1763	17.36	9073	18.88	17.00	-1.34	-34.5
RealPage	Q	RP			62	66.25	42.90	623	48.11	3712	52.77	47.98	-2.52	+8.6
▲RltyInco	N	O	2.41	3.6	37	66.91	47.25	2350	66.34	11097	66.91	64.73	+.41	+16.3
ReataPh n	Q	RETA				99.50	19.31	152	59.47	866	63.11	55.29	+1.68	+110.0
ReavesUtl	A	UTG	1.82	5.8		31.82	27.13	168	31.27	811	31.68	30.77	-.14	+1.1
▼ReconTech	Q	RCON				5.36	.75	81	.76	332	.95	.75	-.16	-41.5
RecroPhm	Q	REPH				13.05	4.78	93	7.64	547	8.00	7.25	-.28	-17.4
RedHat	N	RHT				179.49	115.31	2123	176.50	11463	177.79	176.00	-.60	+47.0
▼RedLionH	N	RLH				14.75	7.28	107	7.59	705	8.00	7.28	-.14	-22.9
RedRobin	Q	RRGB			19	67.10	30.02	217	31.42	1361	33.63	30.25	-.36	-44.3
RedRkRs n	Q	RRR	.40	1.8		36.99	21.20	663	22.45	3743	23.92	22.01	-.65	-33.5
RedViolt n	Q	RDVT				46.40	4.35	20	7.38	139	7.74	7.04	-.16	-84.1
Redfin n	Q	RDFN				31.50	13.50	743	15.91	3594	17.49	15.90	-1.55	-49.2
RedhillBio	Q	RDHL				11.49	4.40	83	6.80	680	7.18	6.56	-.25	+32.3
RedwdTr	N	RWT	1.20	7.5	12	17.50	14.32	376	15.90	3366	16.60	15.83	-.38	+7.3
Reeds	A	REED				3.95	1.30	47	2.19	273	2.45	2.16	-.31	+41.3
RegalBel	N	RBC	1.12	1.5	13	86.75	67.84	195	73.03	1710	77.20	72.55	-2.68	-4.7
RgcyCtrs	Q	REG	2.22	3.6	22	70.64	54.87	1550	61.50	6326	65.21	61.25	-3.56	-11.1
Regenrn	Q	REGN			23	416.49	281.89	729	381.17	3694	386.90	367.35	+8.34	+1.4
RegnxBio n	Q	RGNX			30	85.10	23.25	403	45.72	2665	55.71	45.20	-6.72	+37.5
RegHlthPr	A	RHE			2	.88	.10	421	.12	2495	.14	.11	-.01	-30.6
RegHlt pfA	A	RHEpA	2.72	98.9		10.75	1.25	5	2.75	30	2.90	1.61	-.02	-65.6
RegnlMgt	N	RM			11	37.21	23.67	61	24.60	494	26.15	24.30	-1.10	-6.5
▼RegionsFn	N	RF	.56	4.2	12	20.21	13.68	15311	13.47	77696	14.80	13.40	-1.43	-22.0
Regions pfA	N	RFpA	1.59	6.3		25.89	24.80	40	25.06	398	25.11	24.97	+.02	-1.1
▼Regns pfB	N	RFpB	1.59	6.4		28.99	24.75	135	24.81	490	25.43	24.73	-.33	-12.7
Regis Cp	N	RGS			17	22.40	14.31	284	15.93	1553	16.95	15.80	-.52	+3.7
Regulus hrs	Q	RGLS				17.28	1.04	51	1.42	425	1.65	1.25	-.12	-88.6
ReinsGrp	N	RGA	2.40f	1.7	13	164.86	127.84	445	140.48	2031	142.10	135.65	+.88	-9.9
▼ReinsGp42	N	RZA	1.55	6.1		28.70	25.03	37	25.22	321	25.81	25.02	-.23	-8.4
▼ReinsG56 n	N	RZB	1.44	6.1		28.70	23.61	72	23.80	436	24.13	23.61	-.25	-15.0
▼RelStlAl	N	RS	2.00	2.7	16	97.41	74.50	1250	74.03	3690	76.76	73.87	-1.88	-13.7
ReliantBcp	Q	RBNC	.32	1.4	23	30.00	19.81	10	22.77	50	23.95	22.66	-.92	-11.2
Reliv In rs	Q	RELV				6.24	3.72	15	3.96	24	5.04	3.83	-1.09	-17.0
RemarkHld	Q	MARK				15.10	1.21	163	1.56	2877	2.40	1.48	-.30	-84.0
▼RemaxHld	N	RMAX	.80	2.7	26	61.27	29.73	187	29.63	893	31.52	29.37	-1.13	-38.9
RenaisIPO	N	IPO	.02e	.1		31.67	24.42	5	24.52	18	25.50	24.50	-.59	-13.1
▼RenIntlIPO	N	IPOS	.24e	1.3		27.06	19.45	0	18.85	0	19.45	18.98	-1.09	-22.7
RenaisRe	N	RNR	1.32	1.0		142.56	116.50	261	133.65	1802	142.19	132.91	-5.55	+6.4
▼RenRe prE	N	RNRpE	1.34	6.2		25.70	21.26	22	21.60	202	22.27	21.23	+.06	-14.1
RenRe prC	N	RNRpC	1.52	6.2		26.00	24.53	6	24.70	40	24.79	24.53	+.05	-3.2
▼Renasant	Q	RNST	.84f	2.7	12	49.78	31.76	302	31.07	1665	33.94	30.95	-2.12	-24.0
ReneSola rs	N	SOL				3.25	1.31	98	1.42	166	1.58	1.33	-.16	-46.6
RenewEn	Q	REGI			4	32.52	9.50	560	24.82	3521	26.59	24.82	-1.38	+110.3
▼RenminTi rs	Q	ABAC				3.39	1.10	1	1.14	56	1.44	1.10	-.24	-61.4
RennFund	A	RCG				2.20	1.13	2	1.48	16	1.53	1.47	-.02	-1.6
Renren rs	N	RENN				3.19	.73	42	1.61	447	1.75	1.57	-.07	+70.4
RentACt	Q	RCII	.32	2.2	25	14.94	7.22	309	14.48	2686	14.63	14.46	+.02	+30.5
Replgn	Q	RGEN				70.50	29.56	467	57.30	2406	63.26	57.17	-3.96	+57.9
Replimun n	Q	REPL				23.55	10.52	42	14.68	130	15.32	13.74	+.36	-3.2
RepBncp	Q	RBCAA	.97	2.4	16	50.70	34.24	12	40.36	95	41.86	39.34	-1.46	+6.2
RepFBcp	Q	FRBK			47	9.48	6.41	64	6.58	316	7.12	6.57	-.26	-22.1
RepubSvc	N	RSG	1.50f	2.0	34	78.54	60.26	1725	74.42	11231	75.17	73.53	-.47	+10.1
resTORbi n	Q	TORC				21.10	7.55	103	12.32	418	13.57	11.82	+.26	-27.0
RschFrnt	Q	REFR				1.95	.60	54	1.65	363	1.77	1.41	+.10	+58.7
ResidioTc n	N	REZI				28.67	18.77	1448	22.53	7243	22.79	20.66	+1.48	-12.7
ResMed	N	RMD	1.48f	1.3	55	116.64	83.88	1212	112.93	5434	116.32	110.11	+2.94	+33.3
ResolEn rs	N	REN				39.28	24.60	230	30.68	1306	33.31	30.60	-2.68	-2.5
ResoluteF	N	RFP	1.50e			13.60	6.39	281	8.71	1441	9.47	8.63	-.75	-8.7
▼Resonant	Q	RESN				8.55	1.38	270	1.44	1114	1.69	1.35	-.16	-80.7
ResConn	Q	RECN	.52	3.5	21	19.50	13.20	201	14.85	818	15.93	14.75	-.53	-3.9
RestBrnds	N	QSR	1.80	3.4	17	65.17	52.06	1176	53.28	7254	54.95	52.60	-.94	-13.3
▼RestorRob n	Q	HAIR				8.20	.96	152	.93	711	1.14	.90	-.18	-79.8
RetailOpp	Q	ROIC	.78	4.4	47	20.14	16.18	687	17.68	4125	18.06	17.45	-.06	-11.4
RetailProp	N	RPAI	.66	5.3	13	13.60	10.84	1002	12.54	6944	12.89	12.37	-.28	-6.7
▼RetailVal n	N	RVI				38.00	27.30	76	27.30	253	29.25	25.79	-.42	-15.7
▼RetoEco n	Q	RETO			19	11.32	1.78	71	1.67	151	2.21	1.48	-.35	-76.4
RetractTc	A	RVP				1.08	.63	17	.66	59	.67	.65	+.01	-2.8
Retrophin	Q	RTRX				33.00	20.09	319	23.93	1674	25.53	23.43	-.09	+13.6
▼RevGp n	N	REVG	.20	2.1	10	33.15	9.61	356	9.59	2675	11.62	9.40	-2.18	-70.5
RevanceTh	Q	RVNC				37.45	19.62	322	19.91	1509	23.47	19.64	-3.20	-44.3
RevenHo n	Q	RVEN	.01p			4.90	2.32	2	3.44	12	3.44	3.02	+.02	-25.8
Revlon	N	REV				29.62	14.00	95	24.95	521	26.12	23.88	+.55	+14.4
RevolutL rs	Q	RVLT				4.90	.55	91	.59	571	.70	.58	-.10	-82.0
ReWalkRob	Q	RWLK				1.35	.19	2565	.21	26043	.23	.20	+.01	-80.9
▼RexAmRes	N	REX			9	90.00	63.07	29	66.94	166	68.80	63.07	+2.80	-19.1
▼RexahnPh rs	A	RNN				2.70	1.02	179	1.02	763	1.12	1.00	-.08	-49.5
RexfordIR	N	REXR	.64	2.0	48	33.54	26.32	521	31.42	3266	32.56	31.13	-.98	+7.8
Rexfdln pfA	N	REXRpA				26.41	22.23	11	22.44	19	23.72	22.35	-.08	-12.7
RexflnR pfB	N	REXRpB	1.47	6.5		25.15	21.85	2	22.61	12	22.82	22.25	+.56	-8.8
Rexnord	N	RXN			18	32.11	23.75	869	25.52	3666	26.15	24.90	-.10	-1.9
Rexnrd pfA	N	RXNpA				66.84	52.51	216	55.03	1026	55.73	53.65	-.15	-6.0
RhythmP n	Q	RYTM				37.23	16.80	111	28.12	574	28.76	26.27	+.88	-3.2
RibbnCm n	Q	RBBN				8.36	4.96	176	5.37	1859	5.56	5.05	+.28	-30.5
▲RiceBran	Q	RIBT				3.58	1.30	56	3.43	767	3.58	3.31	+.13	+131.8
RichrdElec	Q	RELL	.24	3.3	60	10.40	6.26	5	7.24	58	7.33	7.03	-.01	+7.4
RigelPh	Q	RIGL				4.71	2.56	1545	2.73	7850	2.91	2.66	+.02	-29.6
RigNet	Q	RNET				24.05	10.03	48	14.68	265	15.69	14.15	-.32	-1.8
RiminiSt n	Q	RMNI				8.94	4.00	17	4.74	178	5.10	4.34	-.38	-40.1
RingCentrl	N	RNG				98.15	46.05	890	82.47	5275	88.66	79.21	+2.69	+70.4
▼RingEngy	A	REI				17.35	5.69	759	5.47	5273	7.03	5.45	-1.55	-60.6
▼RioTinto	N	RIO	2.27e	4.9		60.72	44.62	2943	46.68	15527	48.02	44.62	+.71	-11.8
▼RiotBlck	Q	RIOT	1.00p			46.20	1.45	438	1.35	2163	1.77	1.35	-.38	-95.2
RiseEdCy n	Q	REDU			13	18.60	7.40	81	8.17	434	8.74	8.00	-.08	-44.8
RitchieBr	N	RBA	.72f	2.2	37	38.77	28.07	258	32.13	1695	33.73	31.84	-1.15	+7.4
▼RiteAid	N	RAD				2.55	.88	15895	.89	63542	1.02	.88	-.12	-54.6
RittrPh rs	Q	RTTR				4.00	.71	42	.79	164	.88	.73	-.02	-76.0
▼RivrnOpp n	N	RIV	1.68	10.5		21.63	16.00	50	16.04	207	16.74	15.94	-.40	-19.9
Riv/Doubl n	N	OPP				18.59	14.30	89	15.56	447	16.13	15.55	-.34	-15.3
RivrvwBcp	Q	RVSB	.14	1.8	14	9.99	6.71	24	7.58	136	7.85	7.20	+.19	-12.6
RivrviewF n	Q	RIVE	.40	3.0		14.55	11.93	1	13.45	4	13.45	12.50	+.67	
RoadrnTrn	N	RRTS			1	8.73	.41	219	.62	1671	.73	.60	-.04	-92.0
RoanResc n	N	ROAN				16.30	9.46	500	10.00	2081	10.44	9.71	+.17	
RobtHalf	N	RHI	1.12	1.9	21	79.91	51.35	1312	57.76	4814	60.85	56.72	-.50	+4.0
RocktPh n	Q	RCKT				25.96	9.08	179	15.32	1487	16.11	13.67	+.78	+46.7
RockwlAut	N	ROK	3.88f	2.5	23	209.38	153.67	1052	156.74	6648	163.82	155.41	-4.81	-20.2
RockwlIM	Q	RMTI				6.92	2.88	147	3.15	945	3.33	2.95	+.14	-45.9
RockyBr	Q	RCKY	.48	2.1	12	33.45	15.00	35	23.01	217	24.33	22.44	-1.07	+21.7
RkyMChoc	Q	RMCF	.48	5.7	9	12.60	7.95	27	8.42	79	8.49	8.00	+.12	-28.5
RogCm gs	N	RCI	1.57		13	54.83	43.11	222	52.89	1332	53.21	52.13	-.27	+3.8
▼Rogers	N	ROG			28	184.00	104.88	183	102.14	808	114.67	101.35	-12.57	-36.9
Roku n	Q	ROKU				77.57	29.00	4515	33.42	39564	38.40	33.00	-4.50	-35.5
Rollins s	N	ROL			68	42.95	29.81	1659	36.60	5449	39.04	36.38	-1.57	
Rollins s	N	ROL/O	.56	1.0	71	64.42	44.71		57.37	764	57.54	56.17	+.12	+23.3
Roper	N	ROP	1.85f	.7	26	312.65	252.23	560	273.84	2187	290.76	272.16	-10.98	+5.7
▼Rosehill n	Q	ROSE				9.45	2.73	67	2.71	464	3.35	2.64	-.62	-65.5
▼Rosehill un	Q	ROSEU				10.66	4.00	0	3.83	1	3.83	3.83	-.47	-66.0
RosettaStn	N	RST				21.54	11.91	123	16.59	949	18.07	16.29	-.72	+33.0
RossStrs s	Q	ROST	.90	1.1	21	104.35	73.76	3368	79.21	16377	82.59	77.42	+.87	-1.3
▼Rowan	N	RDC	.40	4.1	17	20.87	10.01	3424	9.70	15781	11.90	9.60	-2.33	-38.1
RBCda pfT	N	RYpT	1.69			35.33	27.94		30.12	1	30.12	30.02	-.31	+.6
▼RoyalBk g	N	RY	3.92f			87.10	69.75	655	70.47	3570	71.41	69.75	-.54	-13.7
▼RBScotlnd	N	RBS				8.74	4.98	1009	5.32	9645	5.41	4.98	-.06	-30.4
RylCarb	N	RCL	2.80	2.6	14	135.65	97.48	1504	107.09	6383	108.00	103.30	+2.17	-10.2
▼RoyDShllB	N	RDS/B	3.76	6.3	90	76.99	59.09	2068	59.51	14640	61.06	59.09	-1.22	-12.9
RoyDShllA	N	RDS/A	3.76	6.5	88	73.86	57.65	3596	58.23	18720	59.77	57.78	-1.08	-12.7
RoyGld	Q	RGLD	1.06f	1.4		98.53	70.16	660	76.62	2512	80.00	75.43	-1.82	-6.7
▼RoyceGVal	N	RGT	.10e			11.73	8.89	16	8.97	336	9.69	8.89	-.04	-17.1
▼RoyceMC	N	RMT	.63e	8.0		10.68	8.02	330	7.83	1539	8.34	7.77	-.22	-17.1
▼Royce	N	RVT	1.22e	9.8		17.18	12.72	659	12.43	3089	13.44	12.38	-.63	-23.1
RubiconPrj	N	RUBI				4.89	1.48	532	3.89	1772	4.33	3.88	-.23	+108.0
Rubicon rs	Q	RBCN				9.46	6.76	14	7.90	35	8.49	7.90	-.45	-1.0
RubiusTh n	Q	RUBY				33.01	14.50	154	17.06	711	20.45	16.54	-2.24	-29.6
Rudolph	N	RTEC			15	34.55	19.05	237	19.51	1052	20.56	19.31	-.14	-18.4
RmblOn B n	Q	RMBL				10.98	3.53	60	5.28	435	6.12	5.19	-.68	+1.6
▼RushEntA	Q	RUSHA	.48	1.5	20	55.40	31.77	289	32.21	1306	34.37	31.53	-1.25	-36.6
▼RushEntB	Q	RUSHB	.48	1.4	26	52.76	32.75	6	33.40	25	34.66	32.35	-1.71	-30.7
RuthsHosp	Q	RUTH	.44	1.9	11	33.95	20.80	206	22.64	1172	24.17	22.59	-1.39	+4.6
▼Ryanair	Q	RYAAY	1.55e	2.1		127.61	72.17	275	72.60	2196	76.09	72.17	-2.98	-30.3
▼Ryder	N	R	2.16	4.4	11	90.26	49.48	553	49.07	2944	52.41	48.50	-2.25	-41.7
▼RyersonH	N	RYI			26	12.95	7.08	98	7.16	788	7.65	7.08	-.45	-31.2
RymanHP	N	RHP	3.40	4.8	15	90.02	66.35	268	71.36	1264	73.99	70.82	-2.24	+3.4

- S -

Name	Exch. Market	Symbol	Div	Yield	PE	52-week High	52-week Low	Vol 1000s	Friday Last	Vol 1000s	Weekly High	Weekly Low	Chg	YTD % Chg
:S&P Glbl	N	SPGI	2.00	1.2	24	217.31	164.99	1813	166.62	9946	171.17	166.05	-2.52	-1.6
S&T Bcp	Q	STBA	1.08	2.7	17	47.77	36.91	90	39.43	659	40.72	38.35	+.15	-1.0
S&WSeed	Q	SANW				4.40	2.35	4	2.60	131	2.79	2.51	-.07	-33.3
SAP SE	N	SAP	1.31e	1.3		127.16	98.83	673	100.99	4442	104.27	100.49	+.27	-10.1
SB FinGp	Q	SBFG	.34f	1.9	12	20.53	17.15	1	17.53	22	18.20	17.50	-.18	-5.2
SB OneBc	Q	SBBX	.30	1.4	18	32.85	21.70	10	21.87	85	23.67	21.83	-1.17	-18.5
SBA Com	Q	SBAC				177.67	146.13	844	172.50	4066	173.66	165.93	+4.33	+5.6
▲SCANA	N	SCG	.50	1.0	12	49.40	33.61	6555	50.98	16639	51.27	46.32	+4.12	+28.2
SCE TrV n	N	SCEpK				28.09	19.57	85	20.85	517	22.05	20.52	-.54	-21.1
SCE II prG	N	SCEpG	1.28	6.6		25.58	17.02	25	19.23	297	20.13	18.52	+.38	-20.4
▼SCE Tr pfH	N	SCEpH	1.44	6.7		27.88	20.69	37	21.47	223	22.39	20.67	-.32	-20.6
▼SCETr pfJ	N	SCEpJ	1.34	6.8		27.99	19.05	54	19.69	284	21.26	19.03	-.82	-23.7
SCE Tr pfL	N	SCEpL	1.25	6.7		25.29	17.16	82	18.69	426	19.45	18.29	+.25	-22.2
▼SEI Inv	Q	SEIC	.66f	1.4	15	78.35	48.29	699	48.41	4278	50.26	48.22	-.99	-32.6
SelasLf rs	Q	SLS				12.00	.80	222	1.60	1336	1.75	1.50	-.11	-79.6
SG Blck n	Q	SGBX				6.24	3.01	2	3.57	35	3.60	3.36	+.07	-40.3
▼SGOCO rs	Q	SGOC				1.74	.82	9	1.06	255	1.06	.82	+.13	
SI Fincl	Q	SIFI	.24	1.8	13	15.60	12.64	204	13.09	4090	13.90	13.00	-.26	-11.0
Si-Bone n	Q	SIBN				21.96	16.27	137	20.17	573	20.88	17.99	-.12	+.5
SIGA Tc n	Q	SIGA			1	8.47	4.68	344	6.95	1178	7.13	5.84	+1.03	+17.6
SiteCtr rs	N	SITC	.80	6.4	8	30.16	11.11	1832	12.55	7364	13.10	12.31	-.12	
SJW	N	SJW	1.12a	2.0	20	68.42	51.26	158	57.03	1345	58.32	53.88	+2.82	-10.7
SK Tlcm	N	SKM				28.97	22.66	306	27.46	2893	28.20	27.35	-.31	-1.6
▼SLGreen	N	SLG	3.40f	3.8	32	106.54	89.46	911	89.28	3950	94.88	88.86	-3.95	-11.5
SL Grn pfI	N	SLGpI	1.63	6.5		26.00	24.28	4	24.99	88	25.08	24.48	+.34	-.4
▼SLM Cp	Q	SLM			10	12.46	9.04	2767	8.79	14581	9.86	8.77	-.88	-22.2
SLM Cp pfB	Q	SLMBP	3.32e	5.5		73.00	55.80	4	60.00	15	61.20	59.80	-1.65	-12.7
SM Energy	N	SM	.10	.6		33.76	16.11	3278	16.71	12639	19.67	16.67	-2.94	-24.3
SmartGlb n	Q	SGH			6	56.69	25.84	299	30.08	1147	32.65	29.84	-2.23	-10.7
SMTC hg	Q	SMTX				4.16	1.56	33	3.95	116	3.95	3.57	+.35	+108.9
SORL	Q	SORL			2	7.92	2.61	24	2.72	244	2.87	2.69	-.12	-59.5
▼SP Plus	Q	SP			17	41.70	27.83	78	28.24	402	29.39	27.79	-1.09	-23.9
SPAR Gp h	Q	SGRP				3.75	.65	6	.65	71	.78	.65	-.03	-47.2
SpdrDJIA	N	DIA	3.98e	1.6		269.28	233.20	6588	241.42	26430	248.76	239.25	-2.89	-2.4
SpdrGold	N	GLD				129.52	111.06	7502	117.06	30283	117.95	116.58	-1.03	-5.3
▼SpdrStxx50	N	FEU	1.24e	4.1		38.51	29.98	154	30.31	319	31.05	29.98	-.11	-15.6
SpdrNoANR	N	NANR				37.79	30.27	33	30.48	145	31.42	30.48	-.65	-14.0
Spd InDiv n	N	HDWX												
▼SpdrLwCbn	N	LOWC	1.69e	2.0		96.40	82.06		83.91	71	84.68	82.06	+1.10	-6.6
▼SpdrEuro50	N	FEZ	1.18e	3.5		44.23	33.25	4264	33.84	27108	34.57	33.25	+.08	-16.9
Spd MsciCh	N	XINA				26.62	16.12		17.83	6	17.73	17.29	+.35	-25.4
S&PEAsia	N	GMF	1.81e	2.0		116.07	83.98	36	90.68	157	92.15	88.10	+.67	-13.3
▼SpdSol UK	N	ZGBR	1.33e	2.9		56.39	45.56	1	46.17	27	47.29	45.56	-.51	-14.3
▼SpdSolGer	N	ZDEU	1.17e	2.2		70.20	51.67	1	52.45	5	53.34	51.67	-.17	-19.9
▼SpdSolJpn	N	ZJPN	.85e	1.2		83.54	70.22	0	70.68	1	72.10	70.22	-.85	-10.1
▼SpdSolCda	N	ZCAN	1.61e	3.0		62.76	52.80	0	52.87	7	53.84	52.74	-.91	-13.6
▼SpdrEuSmC	N	SMEZ	1.15e	2.2		69.46	51.82	1	52.25	72	53.52	51.82	-.39	-18.3
S&PChina	N	GXC	1.31e	1.5		123.91	81.76	286	89.72	997	91.95	87.66		-16.3
▼SpdrWldQu	N	QWLD	1.30e	1.8		80.30	71.41	8	71.73	18	73.25	71.41	-.65	-4.9
SpdrEMQu	N	QEMM	1.31e	2.3		69.92	52.75	33	55.99	99	57.13	54.81	+.14	-13.2
▼SpdrEafeSt	N	QEFA	1.62e	2.8		68.94	57.62	60	58.07	227	59.19	57.62	-.63	-10.7
SpdrGblDv	N	WDIV	3.11e	4.0		74.14	63.50	37	64.67	135	65.49	64.10	-.29	-8.7
▼SpAcwiIMI	N	ACIM	1.50e	2.1		84.34	71.89	236	72.66	421	74.74	71.89	-.82	-7.9
SpdEMkt s	N	SPEM				42.47	30.94	478	33.04	10713	33.63	32.19	+.04	-13.4
SpdrEMDv	N	EDIV	1.68e	5.6		36.64	27.82	45	29.92	274	30.60	29.40	-.05	-8.9
▼SpdrGlbNR	N	GNR	.93e	2.2		53.32	42.52	446	43.11	1916	44.05	42.52	-.35	-12.1
SpdrDJ RE	N	RWO	1.57e	3.3		49.49	43.96	142	46.89	1364	47.76	46.72	-.79	-4.1
SpdrEMSmC	N	EWX	1.00e	2.4		55.81	39.73	146	42.25	478	42.98	41.29	+.16	-18.8
SpdrIntDiv	N	DWX	2.22e	6.2		42.92	34.94	80	35.77	530	36.37	35.38	-.22	-13.2
▼SpdMS xUS	N	CWI	.79e	2.3		42.01	33.27	636	33.72	7111	34.42	33.27	-.17	-13.5
SpdrSPGbl	N	GII	1.63e	3.4		53.15	45.90	124	47.54	353	47.93	46.49	+.31	-8.2
SpdrIntRE	N	RWX	1.25e	3.4		42.54	36.15	396	36.96	3246	37.48	36.62	-.24	-8.7
▼SpdrIntlSC	N	GWX	3.63e	1.7		37.99	29.07	248	29.24	2008	29.81	29.07	-.59	-17.6
▼SpdrWldxUS	N	SPDW	.79e	2.9		33.84	26.96	4467	27.24	15054	27.84	26.96	-.17	-14.1
▼SP Mid	N	MDY	2.94e	.9		374.10	318.26	2623	316.27	8640	328.26	315.32	-8.27	-8.4
S&P500ETF	N	SPY	4.13e	1.6		293.94	252.92	116637	260.47	583440	269.00	258.62	-3.10	-2.4
SpdrRRtn	N	RLY	.44e	1.9		27.62	23.52	80	23.77	328	24.27	23.65	-.36	-10.1
SpdrIncAll	N	INKM	1.08e	3.4		34.66	31.61	4	31.79	221	32.15	31.73	-.16	-5.5
▼SpdrGblAll	N	GAL	1.04e	2.8		40.37	35.38	36	35.59	490	36.28	35.38	-.33	-7.0
▼SpdrSenLn	N	SRLN	1.96	4.3		47.69	45.57	1446	45.57	5768	45.95	45.54	-.33	-3.4
▼SpdrUShBd	N	ULST	.16	.4		40.82	40.13	156	40.18	230	40.19	40.13	-.01	
SpdrCreEq	N	SYE	1.63e	1.4		82.39	70.98	1	74.02	10	76.53	73.97	-1.20	-.8
SpdrDblTac	N	TOTL	1.17e			48.84	46.63	467	47.17	3817	47.38	47.00	-.16	-3.0
SpdrValEq	N	SYV	4.21e	1.6		70.61	62.32	1	62.93	18	64.53	62.75	-1.33	-5.0
SpdrGroEq	N	SYG	1.85e	.8		87.50	74.08	1	74.69	4	77.69	74.85	-1.10	-6.0
SpdrBiot s	N	XBI	.44e	.6		101.55	73.97	4533	76.79	26162	80.96	76.44	-1.40	-9.5
Spdr Div	N	SDY	3.80e	2.0		100.07	87.95	2703	93.47	5309	95.50	92.69	-1.02	-1.1
▼SpdrGbDow	N	DGT	1.52e	1.9		91.75	77.28	7	78.07	32	79.75	77.28	-1.24	-8.7
SpdrHome	N	XHB	.15e	.5		47.20	31.82	4372	33.14	22594	34.46	33.04	-1.12	-25.1
▼SpdrS&PBk	N	KBE	.53e	1.4		52.00	39.26	3171	38.70	20745	41.10	38.60	-2.37	-18.3
▼SpdrS&PCM	N	KCE	.91e	1.9		62.51	48.99	2	48.77	50	50.53	48.70	-1.36	-15.8
▼SpdrS&PIn s	N	KIE				32.78	28.70	411	28.64	2079	29.51	28.56	-.74	-6.7
Spd LgCap s	N	SPLG				34.47	29.65	471	30.47	5065	31.46	30.28	-.37	-2.7
SpdrLCpG s	N	SPYG				38.55	31.69	1211	33.83	7446	35.07	33.51	-.19	+2.5
▼SpdrLCapV s	N	SPYV				32.54	28.20	985	28.33	5967	29.17	28.20	-.58	-7.7
▼Spd MidC s	N	SPMD				37.08	31.04	939	30.81	4509	31.99	30.68	-.83	-7.6
▼SpdMCpG s	N	MDYG				57.23	48.19	145	47.91	850	49.70	47.81	-1.10	
▼SpdrMCpV s	N	MDYV				54.94	46.96	139	46.51	1010	48.25	46.39	-1.50	
SpdrNY Tch	N	XNTK	.41e	.5		98.30	77.61	43	80.92	121	83.74	79.84	+.36	-3.5
SpdrSemi s	N	XSD	.16e	.2		79.40	62.28	70	66.77	374	69.18	65.98	+.11	-4.4
SpdrSCp s	N	SLYG				70.00	53.68	467	56.28	1458	58.91	56.14	-1.49	
▼SpdrSCpV s	N	SLYV				71.23	56.80	297	56.32	2080	58.79	56.10	-1.80	
SpdrRs3K s	N	THRK				36.63	31.39	487	32.19	2913	33.27	32.04	-.46	-3.1
SpdrWilRE	N	RWR	2.90e	3.1		98.11	81.59	175	93.21	1161	95.80	92.67	-2.38	-.5
SpdrShTTr	N	SPTS	.27	.9		29.98	29.33	207	29.48	2252	29.50	29.45		-1.3
SpFcStIn n	N	XITK				107.00	76.68	10	88.09	89	91.94	87.19	+.35	+12.8
Spdr1500VT	N	VLU	4.85e	1.8		109.69	96.52	1	96.47	14	100.96	96.95	-1.63	-5.4
SpdrScored	N	CBND	.99	3.3		32.43	29.74	2	30.43	4	30.45	30.32	+.10	-5.6
SpdrIntCBd	N	IBND	.14e	.4		36.87	32.21	33	32.40	288	32.68	32.25	-.16	-8.3
SpdrIGFlt	N	FLRN	.20	.7		30.85	30.21	1498	30.43	13987	30.49	30.35	+.01	-.8
SpdrHYMu	N	HYMB	2.55	4.6		56.98	54.01	116	55.79	1371	55.92	55.65	+.02	+.2
SpdrWFPf	N	PSK	2.59e	6.5		45.19	39.62	148	39.89	2206	40.19	39.74	-.03	-9.4
SpdrBarlTB	N	BWZ	.01e			33.49	30.41	170	30.57	252	30.79	30.50	-.22	-4.8
SpdrBarcCv	N	CWB	3.55e	4.5		54.99	48.72	894	50.07	6686	51.00	49.76	-.18	-1.0
SpdrLTBd s	N	SPLB				28.77	24.80	282	25.39	785	25.49	25.16	+.25	-11.3
SpdrITBd	N	SPIB	.92	2.8		34.38	32.70	723	32.94	6712	32.97	32.85	+.08	-3.7
SpdrBarMBB	N	MBG	.83	3.3		26.16	24.76	29	25.23	583	25.32	25.23	+.01	-3.0
SpdrEMBd	N	EBND				30.91	25.43	138	26.14	1154	26.37	26.09	-.15	-11.9
▼SpdrShTHiY	N	SJNK	1.58	5.9		27.83	26.46	3721	26.58	14999	26.72	26.46	+.02	-3.6
▼SpdrLehHY	N	JNK	2.30	6.7		37.05	34.29	16003	34.55	75236	34.73	34.29	+.10	-5.9
SpdShTBd	N	SPSB	.40e	1.2		30.51	29.98	1108	30.08	7311	30.09	30.00	+.06	-1.1
SP IntTip	N	WIP	.41e	.3		60.27	51.52	40	52.05	163	52.46	51.75	-.25	-9.5
SPLIntTB s	N	BWX				29.72	26.76	606	27.13	5913	27.29	27.06	-.20	-4.6
▼SpdrTrans s	N	XTN	.25e	.5		69.36	56.06	31	55.39	146	58.84	55.31	-2.77	-15.0
SpdrTelcm	N	XTL	.68e	1.0		77.41	65.27	9	66.34	91	69.17	66.29	-1.23	-2.9
SpdrHCSv s	N	XHS	.61e	.1		77.35	59.99	11	67.61	91	72.36	67.40	-3.78	+9.8
SpdrHCEq s	N	XHE	3.22e	.1		89.07	62.42	48	72.65	301	76.13	72.40	-.81	+12.8
SpdrSf&Sv s	N	XSW	.19e	.2		97.61	68.44	6	77.77	71	81.10	77.49	+.01	+12.0
SpdrMLCrs	N	CJNK	1.01e	4.0		26.75	24.69	13	24.87	33	25.00	24.71	+.12	-6.4
SpdrAerDf s	N	XAR	1.70e	1.2		101.22	80.09	172	83.49	619	86.14	82.69	+.51	-.1
SpdAgBd n	N	SPAB				28.84	27.24	940	27.64	11674	27.72	27.59	-.01	-3.8

Continued on **next page**

NYSE, NYSE American and Nasdaq Exchanges

Continued from **previous page**

Name	Exch. Market	Symbol	Div	Yield	PE	52-week High	52-week Low	Vol 1000s	Friday Last	Vol 1000s	Weekly High	Weekly Low	Chg	YTD % Chg
SpdrBarcTip	N	IPE	1.04e	1.8		56.59	53.24	110	53.69	1121	54.10	53.60	-.38	-4.6
SprBl 1-3b rs	N	BIL				91.62	91.37	939	91.53	6518	91.53	91.49	+.04	+.1
SpdLgTr s	N	SPTL				37.00	32.29	292	34.15	2307	34.40	34.02	+.02	-6.7
SpdrLehIntTr	N	ITE	.74	1.3		59.70	57.60	31	58.76	226	58.90	58.62	-.05	-1.1
▼SpdrS&P RB	N	KRE	.74e	1.5		66.04	49.33	12628	48.50	57375	51.73	48.42	-3.24	-17.6
Spdr1500MT	N	MMTM	1.61e	1.4		132.75	111.12	2	112.27	10	116.15	111.59	-1.78	-2.2
▼SpdDorWrF	Q	DWFI				25.82	22.32	72	22.41	300	22.51	22.32	-.02	-11.4
▼SpdrRetl s	N	XRT	.49e	1.2		52.96	42.34	10286	42.02	37683	44.31	41.88	-1.29	-7.0
SpdNuBMu s	N	TFI				49.14	46.64	510	47.72	4908	47.79	47.61	+.01	-2.6
SpdrPhm s	N	XPH	3.00e	.9		49.97	38.71	63	39.88	426	42.14	39.76	-1.25	-8.3
▼SpdrOGEx	N	XOP	.73e	2.5		45.45	30.01	29589	29.09	137525	31.46	28.97	-2.45	-21.8
SpNuBST rs	N	SHM				48.15	47.41	764	48.01	4328	48.01	47.88	+.05	+.2
SpdrGendr	N	SHE				78.06	66.80	10	69.36	51	71.92	69.22	-1.43	-2.1
▼SpdrOGEq	N	XES	.49e	5.0		19.29	10.18	1650	9.89	9345	10.84	9.86	-.93	-42.3
SpdR1KLVF	N	ONEV				78.13	68.57	3	70.49	4	72.12	70.21	-1.35	-2.9
▼SpdrMetM	N	XME	.24e	.9		39.62	27.41	2630	27.07	12788	28.37	27.00	-.99	-25.6
▼SpdrR1KMo	N	ONEO				77.52	65.67	1	65.50	10	67.68	65.63	-1.27	-9.9
SpdrR1KYF	N	ONEY				75.30	65.47	1	65.82	105	67.31	65.69	-1.11	-6.1
SpdSPXHiD	N	SPYD				38.75	34.64	358	36.57	2104	37.30	36.23	-.43	-2.3
SpdrFosFFr	N	SPYX				71.57	61.72	7	63.35	49	65.63	63.03	-1.12	-2.2
SpdrR1KLV	N	LGLV	5.40e	1.9		99.24	85.68	27	92.49	140	95.89	92.11	-1.13	+2.1
SpdrUsaSt	N	QUS	.54e			84.64	73.20	8	76.57	105	79.20	76.19	-.86	-.9
▼Spd SP600 s	N	SLY				78.25	62.50	116	62.60	664	65.37	62.38	-1.86	
▼SpdrSPXBbk	N	SPYB	.41e			68.19	58.98	6	58.84	14	61.04	58.89	-1.45	-5.6
▼SpdrSCap n	N	SPSM				34.15	28.06	414	27.77	5837	29.01	27.72	-.81	-11.8
Spdr1-10Tip	N	TIPX	.08e	.4		21.00	18.74	47	18.83	430	18.92	18.80	-.09	-2.4
Spd 0-5Tip n	N	SIPE												
SpdrR2KLV	N	SMLV	2.16e	2.5		100.17	84.63	38	87.64	89	90.02	87.53	-1.58	-4.1
SPS Cmce	Q	SPSC				100.68	47.52	160	85.28	1081	88.76	81.72	+2.57	+75.5
▼SPX Cp	N	SPXC			12	39.28	26.28	247	26.87	1358	28.23	26.28	-.15	-14.4
▼SPX Flow n	N	FLOW			20	54.92	31.72	104	31.23	829	33.60	31.08	-1.90	-34.3
▼SRC Eng	A	SRCI			6	13.32	4.74	3288	4.69	28856	5.20	4.66	-.55	-45.0
SS&C Tch s	Q	SSNC	.32	.7	34	60.97	39.73	1712	45.74	9046	47.32	45.14	-.79	+13.0
▼SSLJ.cm hn	Q	SSLJ				5.75	.32	45	.34	373	.51	.30	-.17	-90.3
▲SSR Mng g	Q	SSRM			23	11.78	7.64	786	11.49	3939	11.78	10.85	+.49	+30.7
▼STMicro	N	STM	.40	2.9	15	26.43	13.24	1403	13.68	12398	14.08	13.24	+.32	-37.4
▼SVB FnGp	Q	SIVB			16	333.74	195.26	731	191.71	3967	209.58	190.89	-14.09	-18.0
SVMK n	Q	SVMK				20.00	10.05	347	12.45	1847	13.89	12.38	-1.06	-27.8
SabanCap n	Q	SCAC				10.20	9.86		10.12	12	10.12	10.08		+2.1
SabanC wt	Q	SCACW				1.28	1.17		1.26					+2.4
SABESP	N	SBS	.39e	5.0		11.96	5.58	1812	7.73	16872	8.06	7.11	+.42	-26.0
SabnR	N	SBR	2.63e	6.6		50.00	35.82	20	39.88	101	39.97	37.88	+1.63	-10.6
SabraHltc	Q	SBRA	1.87e	10.0	9	23.83	15.78	956	18.72	6835	19.47	18.60	-.55	-.3
SabreCorp	Q	SABR	.56	2.4	30	26.78	17.91	2660	23.43	12106	25.47	23.33	-1.56	+14.3
SachemC n	A	SACH	.48f	12.4		4.55	3.30	32	3.88	221	4.06	3.80	+.01	-1.6
▼SAExplr rs	Q	SAEX				73.80	2.87	30	2.71	282	3.51	2.68	-.93	-93.8
▼SafeBulk	N	SB	.04	2.3		4.00	1.83	497	1.74	2074	2.04	1.73	-.16	-46.1
SafeBlk pfB	N	SBpB	2.00	7.8		26.00	25.14		25.50					+1.2
▼SafeBlk pfC	N	SBpC	2.00	10.8		24.88	18.51	6	18.50	32	20.42	18.50	-1.09	-22.6
▼SafeB pfD	N	SBpD	2.00	10.9		24.46	17.88	6	18.30	41	20.00	17.88	-1.35	-22.2
SafegdSci	N	SFE				13.95	7.98	107	9.26	625	9.88	9.01	-.06	-17.3
SafeInco n	N	SAFE	.60	3.1		20.17	15.57	24	19.23	243	19.49	18.66	+.22	+9.3
SaftyInsGr	Q	SAFT	3.20	3.7	19	99.70	70.45	24	85.62	165	87.89	84.57	-1.04	+6.5
▼SagaComm	Q	SGA	1.20a	3.6	8	45.65	33.67	3	33.60	12	34.96	33.60	-.75	-16.9
▼SageThera	Q	SAGE				195.97	100.16	584	101.99	2402	112.12	99.50	-.69	-38.1
Saia Inc	Q	SAIA			21	87.05	52.54	145	53.82	1092	57.17	53.35	-.92	-23.9
SailptTch n	N	SAIL				34.60	13.78	617	24.32	4142	25.71	23.83	+.37	+67.7
▼StJoe	N	JOE			43	20.00	13.86	135	14.16	1463	14.85	13.86	+.15	-21.6
▼SalemMda	Q	SALM	.26	10.2	9	6.25	2.54	93	2.56	279	2.73	2.53	-.17	-43.1
Salesforce	N	CRM				161.19	101.32	5347	137.04	28191	144.03	133.18	+1.09	+34.1
▼SalMidMLP	N	SMM	.68	8.4		12.20	7.94	176	8.19	926	8.30	7.94	-.01	-25.7
SalisbryBc	Q	SAL	1.12	2.9	15	51.80	34.65		38.10	5	39.28	37.00	+.06	-14.7
SallyBty	N	SBH			12	23.61	13.72	1742	18.65	9139	19.77	18.60	-.64	-.6
SJuanB	N	SJT	.51e	10.8	10	10.54	4.50	112	4.68	739	4.90	4.55	-.16	-43.2
SanchezEn	N	SN				6.19	.23	3121	.37	16929	.45	.28	+.05	-93.1
SanchzM rs	A	SNMP	.60m	36.8		13.25	1.55	152	1.63	673	2.20	1.60	-.22	-85.3
SanderFm	Q	SAFM	1.28	1.3	8	170.91	95.97	410	98.48	1629	103.98	98.39	-4.82	-29.0
SandRidge	N	SD				21.90	8.69	497	8.80	2067	9.60	8.71	-.93	-58.2
SandRMiss	N	SDT	.22e	24.5	1	2.30	.73	74	.91	276	1.00	.90	-.05	+10.7
SandRMs2	N	SDR	.21e	21.5	1	2.00	.74	67	1.00	342	1.08	1.00	-.04	+17.5
SandRdgP	N	PER	.50e	24.4	4	3.00	1.80	133	2.06	468	2.16	2.05	-.10	+.5
SandstG g	A	SAND				5.64	3.48	902	4.36	4621	4.46	4.25	+.02	-12.6
▼SndySpr	Q	SASR	1.12	3.4	14	43.87	32.47	69	32.61	410	34.07	32.47	-1.24	-16.4
Sanfilp	Q	JBSS	.55a	.9	24	79.37	54.32	60	62.21	328	64.06	59.77		-1.6
SangTher	Q	SGMO				27.50	9.00	870	11.48	6230	12.45	11.15	+.17	-30.0
Sanmina	Q	SANM			14	35.55	22.62	225	24.37	1749	26.19	24.32	-.75	-26.2
Sanofi	N	SNY	1.58e	3.6		45.86	37.43	1346	44.05	6542	45.56	43.51	+.57	+2.4
Sanofi rt	Q	GCVRZ				.60	.20	125	.47	1057	.51	.47	-.02	+23.7
SantCUSA	N	SC	.80e		5	21.81	15.55	1794	17.99	9950	18.77	17.97	-.49	-3.4
SantFn pfB	N	SANpB	1.03	4.4		24.50	23.95		23.44					-2.7
SaratogaI	N	SAR	2.12f	9.6		28.30	19.62	46	22.04	199	23.20	21.55	-.28	-1.5
▼SaratIn23 n	N	SAB	1.69	6.7		26.48	25.19	7	25.10	53	25.90	25.08	-.26	-2.7
SareptaTh	Q	SRPT				176.50	50.68	640	119.52	2990	128.34	118.89	-1.86	+114.8
▼Sasol	N	SSL	1.41e	4.8		39.73	28.31	95	29.19	1108	30.19	28.31	-.78	-14.7
SaulCntr	N	BFS	2.12f	4.0	17	64.93	46.71	35	53.09	143	53.42	51.68	+.12	-14.0
SaulCtr pfC	N	BFSpC	1.72	6.9		25.65	23.66	5	24.79	30	24.84	24.38	+.04	-2.1
SaulCt pfD	N	BFSpD				23.98	21.01	5	21.57	14	22.05	21.55	-.23	-6.9
▼Savara rs	Q	SVRA				17.19	7.05	177	7.44	1008	8.01	7.05	-.19	-49.9
scPhrma n	Q	SCPH				17.96	3.76	13	4.89	71	5.00	4.55	+.13	-59.6
ScanSource	Q	SCSC			14	44.30	31.40	84	36.54	491	38.13	35.92	-.09	+2.1
▼Schlmbrg	N	SLB	2.00	5.1	23	80.35	40.38	17822	39.10	82857	42.92	38.82	-3.94	-42.0
Schmitt h	Q	SMIT				4.47	1.91	3	2.79	15	2.97	2.71	-.06	+1.8
▼SchndrNt n	N	SNDR	.24	1.3		30.52	19.41	1300	19.12	4324	20.59	19.05	-.71	-33.1
Schnitzer	Q	SCHN	.75	3.0	3	38.85	23.70	333	24.61	1724	27.09	24.47	-1.53	-26.5
▲ScholRck n	Q	SRRK				30.00	13.09	75	26.25	571	30.00	22.67	+2.16	+69.4
Scholastc	Q	SCHL	.60	1.3		47.94	33.85	159	44.57	559	45.05	42.04	+1.90	+11.1
▲▼SchultSp un	Q	SAMAU				10.00	9.95	15	9.96	2592	10.00	9.95		+.1
SchwUSMkt	N	SCHB	.96e	1.5		71.36	61.07	3975	62.21	12239	64.39	62.05	-1.23	-3.6
SchwUSLgC	N	SCHX	.98e	1.6		70.50	60.45	2423	61.92	10234	64.00	61.76	-1.10	-2.9
SchwLCGr	N	SCHG	.63e	.9		82.71	67.83	563	71.58	3392	74.23	71.30	-.83	+1.2
▼SchwLCVal	N	SCHV	1.14e	2.2		58.00	51.13	1044	51.11	4658	52.93	50.97	-1.28	-6.5
▼SchwMCap	N	SCHM	.59e	1.2		58.83	49.78	471	49.90	2800	51.98	49.76	-1.50	-6.3
▼SchUSSmC	N	SCHA	.76e	1.2		78.34	64.24	928	63.45	3927	66.29	63.25	-2.07	-9.0
SchwEMkt	N	SCHE	.49e	2.1		31.08	22.82	1500	23.69	10180	24.33	23.62	-.55	-15.2
Sch 1000 n	N	SCHK				29.00	24.88	396	25.44	2185	26.33	25.37	-.47	-3.1
SchEMLgC	N	FNDE	.39e	1.5		33.13	26.00	793	26.10	3578	26.96	26.05	-.86	-12.0
▼SchIntSmCo	N	FNDC	.55e	1.9		38.22	29.33	1082	29.01	3825	30.04	28.96	-1.27	-19.3
▼SchIntLgCo	N	FNDF	.61e	2.4		32.54	26.00	1910	25.68	8200	26.78	25.68	-1.04	-15.5
▼SchUSSmCo	N	FNDA	.36e	1.0		41.83	34.78	1124	34.31	5336	35.89	34.22	-1.18	-9.5
SchUSLgCo	N	FNDX	.54e	1.5		40.40	35.12	791	35.29	4928	36.57	35.21	-.82	-5.8
▼SchUSBrd	N	FNDB	.61e	1.7		40.32	34.94	45	35.00	204	36.28	34.92	-.87	-6.1
SchwUSDiv	N	SCHD	1.13e	2.3		54.60	47.08	1436	48.47	8088	50.07	48.34	-.77	-5.3
▼SchwIntEq	N	SCHF	.71e	2.5		36.35	29.20	9361	28.85	48011	29.95	28.83	-1.06	-15.3
SchwAggBd	N	SCHZ	1.09	2.2		52.21	49.47	622	50.20	4384	50.29	50.16	+.05	-3.5
SchwREIT	N	SCHH	.89e	2.2		43.51	36.27	738	41.23	3964	42.84	40.97	-1.54	-.9
SchIntUSTr	N	SCHR	.86	1.6		53.63	51.31	218	52.33	1839	52.47	52.22	-.03	-1.9
SchSTUSTr	N	SCHO	.35	.7		50.12	49.42	1588	49.71	5245	49.72	49.63	+.02	-.6
SchUSTips	N	SCHP				55.50	52.75	390	53.15	2597	53.54	53.07	-.33	-4.1
▼SchwIntSC	N	SCHC	.59e	2.0		39.15	30.01	1409	29.65	4862	30.60	29.59	-1.17	-19.1
▼Schwab	N	SCHW	.52	1.3	19	60.22	40.08	7584	41.19	50204	43.13	40.08	-.28	-19.8
▼Schwb pfC	N	SCHWpC	1.50	6.0		27.61	24.93	80	24.92	356	25.35	24.91	-.25	-7.3
▼Schwb pfD	N	SCHWpD				27.51	24.95	68	25.07	474	25.31	24.95	-.01	-7.1
▼SchwitMau	N	SWM	1.76f	6.5	9	48.06	26.35	159	26.91	1430	27.41	26.34	-.35	-40.7
SciApplic	N	SAIC	1.24	1.8	16	93.31	63.15	186	68.41	1717	72.91	67.92	-.99	-10.7
▼SciGames	Q	SGMS				62.80	15.46	1737	15.85	6676	18.00	15.34	-1.01	-69.1
ScorpioB19	N	SLTB	1.88	7.5		25.80	25.02	1	25.12	7	25.16	25.09	-.03	-1.3
ScorpBlk rs	N	SALT	.08	1.4		8.45	5.25	382	5.67	2113	6.48	5.63	-.46	-23.4
ScorpioTk	N	STNG	.04	2.1		3.33	1.48	7428	1.89	44809	2.20	1.86	-.15	-38.0
ScorpioT 20	N	SBNA	1.69	7.0		24.99	23.50	4	24.28	22	24.70	24.20	-.07	-2.3
ScorpT19 n	N	SBBC				25.75	24.62	3	25.14	27	25.15	25.08	+.04	-1.1
▼Scotts	N	SMG	2.20	3.5	15	110.12	64.75	730	63.51	3489	69.75	62.50	-6.03	-40.6
ScrippsEW	Q	SSP	.20	1.2	53	18.44	10.69	612	16.32	1914	17.37	16.28	-.49	+4.4
▼Scynexis	Q	SCYX				2.45	.52	455	.49	2285	.65	.48	-.12	-78.9
Sea Ltd n	N	SE				17.19	10.06	651	11.87	4794	12.89	11.45	-.23	-11.0
▼SeaChange	Q	SEAC				4.03	1.31	332	1.34	2373	1.82	1.31	-.42	-65.9
SbdCp	A	SEB	6.00	.2	13	4416.24	3505.01	0	3797.53	2	3900.00	3600.00	+23.00	-13.9
SeabGld g	N	SA				15.30	9.80	292	11.55	1522	12.21	11.38	-.37	+2.2
SeacstBkg	Q	SBCF			21	34.95	21.74	351	26.38	1630	28.00	26.13	-1.07	+4.6
▼SeacorHld	N	CKH				59.00	38.55	68	39.11	382	41.30	38.55	-.49	-15.4
SeacrMar	N	SMHI				26.20	11.69	32	15.10	253	15.75	14.16	-.08	+29.1
▼Seadrill n	N	SDRL				26.72	10.55	1079	10.99	4344	13.76	10.32	-3.12	-47.7
▼Seadrill	N	SDLP	.40	18.4		4.08	2.18	441	2.17	1848	2.48	2.14	-.21	-40.7
SeagateT	Q	STX	2.52	6.5	8	62.70	36.69	3244	38.55	15229	41.14	38.37	-1.35	-7.9
SealAir	N	SEE	.64	1.9	17	49.94	30.22	4424	33.94	14087	35.19	32.34	-.41	-31.2
SeanrgM rs	Q	SHIP				1.19	.50	64	.62	320	.67	.55	-.02	-40.5
SearsH&O	Q	SHOS				3.95	1.55	34	2.11	270	2.42	2.10	-.23	-18.8
Seaspan	N	SSW	.50	5.4	14	10.72	5.50	688	9.24	3092	9.74	9.21	-.24	+36.9
▼Seaspn pfE	N	SSWpE	2.06	8.9		26.30	23.04	17	23.17	101	24.57	23.04	-1.33	-6.6
Seaspan 19	N	SSWN	1.59	6.3		25.99	25.10	134	25.27	867	25.33	25.24	+.03	-1.1
▼Seaspn pfD	N	SSWpD	1.99	8.9		25.48	22.00	14	22.35	117	23.84	22.00	-1.50	-9.3
▼Seaspn pfH	N	SSWpH				25.57	22.01	33	22.12	123	23.57	22.01	-1.19	-6.5
▼Seaspn pfG	N	SSWpG				25.99	22.50	33	22.93	210	24.09	22.50	-1.05	-5.6
Seaspan n	N	SSWA				25.51	23.15	8	24.01	47	24.27	23.80	-.20	-1.3
SeaSpine n	Q	SPNE				20.75	8.76	78	16.57	425	17.74	16.37	-.62	+63.7
SeattGen	Q	SGEN				84.37	47.75	561	60.48	3580	62.88	58.51	+.49	+13.0
SeaWorld	N	SEAS			58	32.47	12.59	1438	28.35	6385	28.66	26.64	+1.41	+108.9
▼SecndSight	Q	EYES				2.58	.82	967	.91	5776	1.12	.82	-.15	-52.1
Secoo n	Q	SECO				15.48	8.00	133	9.98	347	10.55	9.64	-.55	+3.3
SecWkA A n	Q	SCWX				18.97	7.83	161	16.38	1346	18.28	14.92	+.74	+84.7
SecNtl lf	Q	SNFCA	.23t		3	5.90	4.05	1	5.50	28	5.65	5.35	+.14	+10.0
▼SelectBc lf	Q	SLCT			16	14.25	11.50	22	12.05	120	12.22	11.38	+.04	-4.7
▼SelEngS n	N	WTTR				21.96	8.18	1070	8.06	4065	9.11	7.96	-1.10	-55.8
▼SelIncREIT	Q	SIR	2.04	11.5	21	26.26	17.90	1038	17.73	5711	19.40	17.66	-1.43	-29.4
▼SelIntCon n	Q	SIC				13.00	7.80	50	7.96	237	8.44	7.76	+.16	-37.1
SelMedHld	N	SEM			12	21.65	15.83	509	16.77	2244	18.99	16.64	-1.64	-5.0
▼SelectaB n	Q	SELB				16.55	4.74	230	4.72	658	5.69	4.60	-.65	-51.9
SelectvIns	Q	SIGI	.80f	1.3	21	67.17	53.55	181	62.96	1156	65.14	62.20	-.96	+7.3
SelctIns 43	N	SGZA	1.47	6.0		25.79	24.04	13	24.36	45	24.44	24.05	+.07	-3.3
SemGroup	N	SEMG	1.89	11.7		30.95	15.13	1431	16.17	7970	16.51	15.27	-.01	-46.5
SemiMfg	N	SMI			14	8.70	3.74	95	4.67	702	4.82	4.58	+.12	-45.4
SmLEDS rs	Q	LEDS				8.75	2.72	9	3.49	36	3.70	3.49	-.02	-6.4
SempraEn	N	SRE	3.58	3.0	18	127.22	100.49	2403	118.49	11677	118.51	113.50	+2.54	+10.8
Sempra pfA	N	SREpA				107.00	95.95	92	103.48	158	103.49	100.70	+1.76	+4.3
Semtech	Q	SMTC			58	60.55	31.30	337	46.82	2470	49.73	46.47	+.05	+36.9
▲SendGrid n	N	SEND				48.41	18.61	557	44.13	3538	48.41	42.27	+1.16	+84.1
SenecaB	Q	SENEB				35.37	27.00		34.00	0	34.40	34.00	-.82	
SenecaA	Q	SENEA				35.90	25.45	17	32.41	78	33.51	31.06	+.33	+5.4
SenesTc n	Q	SNES				2.37	.30	67	.61	1053	.74	.60	-.02	-15.8
▼SenHous	Q	SNH	1.56	11.9	8	19.98	12.93	1911	13.14	10838	13.86	12.81	-.16	-31.4
SenHous 42	Q	SNHNI	1.41	6.8		25.52	17.55	45	20.80	573	20.99	19.21	+1.55	-17.7
▼SenHous 46	Q	SNHNL	1.56	6.8		26.95	21.94	36	23.08	231	23.13	21.94	+.98	-14.1
Senmiao n	Q	AIHS				8.91	3.75	14	4.55	72	4.99	4.46	-.19	-19.5
▼Sensient	N	SXT	1.44f	2.5	18	78.40	58.44	166	57.68	1498	61.05	57.45	-2.33	-21.1
SensusHlt n	Q	SRTS				8.88	4.91	27	5.74	279	6.07	5.34	+.22	+11.2
SentEn n	Q	STNL				14.21	9.60	48	10.02	732	10.05	9.96	+.04	+2.8
SentEn un	Q	STNLU				10.98	8.03	12	10.35	48	10.65	10.33	-.24	+3.8
SequansC	N	SQNS				2.61	.93	184	.99	718	1.10	.99	-.05	-48.2
▼SeqentialB	Q	SQBG				2.49	.81	118	.80	504	.93	.77	-.11	-55.1
SeresTh n	Q	MCRB				11.35	5.64	78	6.39	444	7.71	6.38	-1.26	-37.0
Seritage n	N	SRG	1.00	2.7		51.89	34.07	1523	36.51	2534	38.33	36.46	-1.28	-9.8
Seritge pfA	N	SRGpA	1.75	7.8		25.30	20.02	1	22.52	45	22.65	22.02	+.45	-7.5
ServiceCp	N	SCI	.68	1.6	16	47.09	35.19	1122	43.11	5930	45.76	42.92	-1.34	+15.5
ServiceMst	N	SERV			23	45.64	33.03	974	38.41	8641	42.47	37.20	-2.81	+11.9
ServcNow	N	NOW				206.30	120.16	1660	181.98	9956	191.36	181.00	-.40	+39.6
▼SvcSource	Q	SREV				4.47	1.09	753	1.05	3390	1.23	1.03	-.15	-66.0
▼ServiFst s	Q	SFBS	.44	1.3	16	44.95	33.81	168	33.55	743	35.80	33.47	-2.19	-19.2
Servotr	A	SVT	.16e	1.5		12.70	8.69	5	10.84	19	11.81	10.70	-.26	-2.6
SesenBio	Q	SESN				3.50	.64	530	1.40	4814	1.63	1.38	-.15	+72.6
SevernBc	Q	SVBI	.12	1.4	39	9.86	6.95	5	8.47	46	8.95	8.44	-.10	+16.7
ShakeShk n	N	SHAK			64	70.12	36.58	498	45.76	2806	48.57	45.39	-2.17	+5.9
▼Sharps	Q	SMED				5.15	2.97	13	3.34	114	3.47	2.97	+.26	-18.3
SharpSprg	Q	SHSP				14.87	3.94	12	12.79	59	13.21	12.35	+.24	+190.4
ShawCm g	N	SJR	1.18			23.44	18.18	365	18.47	2117	19.09	18.42	-.43	-19.1
ShellMidst	N	SHLX	1.53f	7.7	15	31.19	18.32	2124	19.92	6268	20.29	18.75	+.44	-33.2
ShndTele s	Q	SHEN	.27f	.6		51.41	29.93	95	46.72	1249	48.10	45.00	-.57	+38.2
Sherwin	N	SHW	3.44	.9	29	479.64	355.28	1031	386.00	4010	400.55	383.65	-3.50	-5.9
ShiftPixy n	Q	PIXY				6.35	2.00	157	2.39	1308	2.60	2.20	+.02	-17.1
Shiloh	Q	SHLO			9	12.28	6.45	82	6.89	235	7.89	6.62	-.83	-16.0
▼Shineco n	Q	TYHT			2	3.54	.57	47	.56	529	.66	.54	-.10	-75.7
▼ShinhanFn	N	SHG				50.37	34.41	151	35.78	1914	36.09	34.41	+.89	-22.9
ShipFin	N	SFL	1.40	11.8	11	15.98	11.50	578	11.85	3662	12.72	11.82	-.55	-23.5
Shire	Q	SHPG	1.06e	.6	59	182.47	123.73	2105	174.95	10744	176.79	168.66	+2.20	+12.8
ShoeCarnvl	Q	SCVL	.32	1.0	22	45.00	21.01	300	32.65	1517	36.21	32.49	-2.42	+22.1
Shopify n	N	SHOP				176.60	100.40	6370	140.17	11889	164.13	140.00	-6.71	+38.8
▼ShoreBcsh	Q	SHBI	.32	2.3	14	20.09	14.44	38	14.11	107	15.81	13.93	-1.12	-15.5
ShotSpot n	Q	SSTI				66.14	13.50	63	34.54	311	37.38	33.72	-.50	+145.8
▼Shutterfly	Q	SFLY				100.34	42.75	902	43.30	5591	46.11	42.66	-2.71	-13.0
Shutterstk	N	SSTK	3.00e		29	55.76	36.20	154	36.80	853	39.41	36.51	-.76	-14.5
SiNtx Tc	Q	SINT				4.12	.18	101	.23	766	.24	.21	+.01	-93.0
SibanyeG	N	SBGL	.14r	5.0		5.29	2.02	1656	2.80	9030	2.88	2.59	+.01	-42.3
SiderurNac	N	SID				3.53	1.91	581	2.24	8063	2.36	2.11	+.02	-8.6
SiebertFn	Q	SIEB	.10a	.9		21.61	4.14	7	11.15	94	12.64	10.87	+.33	-17.4
▼SiennaBi n	Q	SNNA				25.71	4.05	208	3.48	617	5.50	3.33	-1.85	-80.8
Sientra	Q	SIEN				26.79	8.79	487	15.41	1567	17.48	15.26	-1.82	+9.6
▼SierraBc	Q	BSRR	.64	2.5	14	31.19	25.42	66	25.28	191	27.81	23.32	-1.41	-4.8
▼SierraMt n	A	SMTS				3.00	2.13	44	2.18	189	2.38	2.09	-.07	-12.1
▼SierOnc g n	Q	SRRA				4.09	1.41	286	1.40	2189	1.64	1.40	-.12	-62.5
▼SierraWr	Q	SWIR			15	22.58	14.18	447	13.85	1528	15.58	13.63	-1.74	-32.3
▼Sifco	A	SIF				7.25	3.55	6	3.55	31	4.29	3.55	-.76	-46.6
SifyTech	Q	SIFY	.02e	1.1		2.10	.87	160	1.59	733	1.69	1.26	+.30	+55.3
SigmaL hn	Q	SGLB				4.48	.73	15	1.52	212	1.72	1.50	-.16	-29.3
▼Sigmatr	Q	SGMA			5	11.61	2.66	23	2.68	304	3.35	2.66	-.60	-73.5
SignatBk	Q	SBNY	2.24	2.1		161.92	105.43	487	108.90	2158	116.83	108.58	-7.36	-20.7
▼SignetJwlrs	N	SIG	1.24f	3.8		71.07	32.82	1407	32.62	11853	38.28	32.36	-5.93	-42.3
SilganHld s	Q	SLGN	.40	1.6	15	31.05	23.14	372	24.96	1875	25.64	24.78	-.54	-15.1
SilcLtd	Q	SILC	1.00	2.7	17	77.95	32.00	73	37.13	264	38.51	36.55	-.58	-47.0
SilcnLab	Q	SLAB			75	110.70	75.89	254	81.97	1196	86.96	81.61	-.29	-7.2
SilicnMotn	Q	SIMO	1.20	3.6	14	61.85	31.73	348	33.19	1513	35.25	32.16	-1.40	-37.3
SilvrSun n	Q	SSNT	.06e		53	4.84	2.13	1	2.66	3	3.00	2.65	-.14	-37.0
Silvrbow n	N	SBOW				34.76	21.07	28	21.88	129	23.84	21.82	-.55	-26.4
Silvercrest	Q	SAMG	.56	4.0	19	18.27	12.22	9	14.01	87	14.54	13.77	-.29	-12.7
SlvrcpMt n	A	SVM	.02		40	3.12	1.83	217	2.02	1337	2.12	1.92	+.01	-22.9
SimmnsFst s	Q	SFNC	.60	2.4	16	33.45	24.58	338	24.96	1861	27.12	24.94	-1.91	-12.6
▲SimonProp	N	SPG	8.00	4.4	24	191.49	145.78	1681	182.66	8898	191.49	181.37	-5.76	+6.4
Simon pfJ	N	SPGpJ	4.19	6.1		75.00	66.50	0	68.70	2	71.75	68.19	-2.00	-3.9
SimplyGd n	Q	SMPL				21.03	12.14	320	18.77	1848	19.96	18.28	+.14	+31.6
▼SimpsnM	N	SSD	.88	1.7	20	78.36	53.15	174	53.05	1128	55.75	52.80	-2.18	-7.6
Simulations	Q	SLP	.24	1.3	40	23.95	14.25	45	19.02	181	20.11	18.42	-.34	+18.1
Sina	Q	SINA			29	124.60	56.67	976	62.13	3376	65.50	60.47	-1.09	-38.1
Sinclair	Q	SBGI	.80f	2.8	11	40.15	25.13	1132	28.37	5412	31.10	28.26	-2.29	-25.0
▼SinoGlobl	Q	SINO			17	2.83	.85	36	.86	267	.97	.85	-.09	-66.4
SinopcShg	N	SHI				74.09	42.01	41	46.04	229	46.11	43.53	+1.64	-19.2
Sinovac h	Q	SVA				8.75	6.06	13	7.07	48	7.35	6.98	-.10	-10.3
▲SiriusInt n	Q	SG				17.95	10.50	3	15.20	44	17.95	14.01	-1.55	+4.8
SiriusXM	Q	SIRI	.05f	.8	34	7.70	5.17	29325	6.17	144004	6.43	6.13	-.05	+15.1
▼Siteone n	N	SITE			38	95.49	54.60	537	54.49	2645	61.05	53.67	-6.23	-29.0
SitoMobl rs	Q	SITO				7.25	.90	113	1.06	445	1.25	.99	-.13	-84.2
SixFlags	N	SIX	3.28f	5.5	19	73.38	51.91	943	59.16	3965	61.19	57.26	+1.58	-11.1
▼Skechers s	N	SKX			12	43.08	23.41	2892	22.90	13336	25.23	22.71	-1.69	-39.5
SkySolar	Q	SKYS				1.73	.46	145	.66	644	.73	.58	+.02	-56.1
▼SkyWest	Q	SKYW	.40	.9	11	65.80	45.63	291	45.13	1282	50.20	44.58	-4.66	-15.0
Skyline	N	SKY			23	34.78	12.02	533	15.21	2919	18.15	14.91	-2.41	+18.4
▼SkywksSol	Q	SWKS	1.52	2.2	14	115.98	65.81	1663	68.69	11291	70.46	65.81	+1.12	-27.7
SleepNmbr	Q	SNBR			23	41.05	26.22	599	33.00	2577	37.51	32.96	-3.97	-12.2
▼SmaashEnt	Q	SMSH				11.94	1.52	3	2.21	138	2.31	1.52	+.18	-77.6
Smart&Fnl	N	SFS			22	9.80	4.45	281	5.61	1178	5.94	5.53	-.21	-34.4
▼SmartFn rs	Q	SMBK			14	27.69	18.01	25	18.00	87	19.66	17.91	-1.68	-17.1
SmartSnd n	Q	SND				11.06	2.55	421	2.78	1717	3.00	2.64	-.12	-67.9
Smartsh n	N	SMAR				33.98	18.06	1497	24.77	4747	25.01	23.53	+.46	+27.0
Smith&N	N	SNN	.61e	1.6	66	39.85	32.22	662	37.65	2907	39.10	37.09	-.28	+7.5
SmithAO s	N	AOS	.88f	2.1	21	68.39	40.34	1428	41.41	6595	44.04	41.22	-2.50	-32.4
SmthM hrs	Q	SMSI				3.41	1.45	127	2.09	3235	2.29	1.97	+.07	-26.4
Smucker	N	SJM	3.40	3.3	13	133.38	96.13	1121	101.91	6463	104.66	97.32	+3.74	-18.0
▼SnapInc A n	N	SNAP				21.22	5.57	13886	5.92	71618	6.13	5.57	+.12	-59.5
SnapOn	N	SNA	3.80f	2.6	14	189.46	141.63	514	147.32	2920	151.82	145.94	-3.68	-15.5
SocCapH n	N	IPOA				10.29	9.83	5	10.00	61	10.02	9.94	+.06	-.9
SocCapH un	N	IPOA/U				11.58	10.02	1	10.15	142	10.20	10.13	-.03	-4.2
SocilRltyA n	Q	SRAX				7.11	2.16	66	2.56	377	2.96	2.48	-.20	-54.7
SocQ&M	N	SQM	.99e	2.3	25	64.20	39.54	457	42.68	2767	44.25	42.60	-1.28	-28.1
▼SocketM n	Q	SCKT				4.16	1.67	9	1.74	58	1.92	1.58	-.02	-51.4
Sogou n	N	SOGO			58	15.50	5.38	1332	5.82	5128	6.26	5.68	-.14	-49.7
Sohu.cm h	Q	SOHU				47.98	15.89	507	21.99	3057	23.60	20.81	-.28	-49.3
▼Sol-Gel n	Q	SLGL				12.23	5.89	7	5.79	62	6.40	5.79	-.42	-45.9
SolarCap	Q	SLRC	1.64	8.0	12	22.00	19.70	131	20.38	515	21.25	20.30	-.62	+.8
SolarSCap	Q	SUNS	1.41	8.9	14	18.35	14.90	39	15.81	304	16.06	15.40	+.25	-11.0
SolarEdg n	Q	SEDG			16	70.74	30.80	222	38.33	1884	39.92	37.65	+.30	+2.1
▼SolarOilf n	N	SOI	.10p			23.98	11.60	435	12.00	1941	12.67	11.60	-.27	-44.0
SolenoTh rs	Q	SLNO				3.60	1.50	21	1.61	832	1.89	1.50	-.15	-10.6
SolidBio n	Q	SLDB				54.84	6.83	247	23.45	1195	26.36	22.86	-2.24	+3.7
Soligenix n	Q	SNGX				3.70	.91	57	.94	198	1.03	.94	-.03	-57.7
▼Solitario	A	XPL				.71	.27	126	.28	369	.30	.26	-.02	-54.4
▼SonicAut	N	SAH	.24	1.8	7	23.60	13.85	230	13.50	962	14.56	13.45	-.80	-26.8
▼SonicFdry	Q	SOFO				3.40	1.06	2	1.13	94	1.30	1.06	-.12	-62.6
SonocoP	N	SON	1.64	2.9	23	58.69	46.55	248	56.00	1969	57.06	54.91	-.09	+5.4
SonomaPh	Q	SNOA				5.92	.72	76	.75	1021	.85	.75	+.01	-86.2
Sonos n	Q	SONO				23.60	11.09	1168	11.39	2694	12.85	11.20	-1.12	-42.8
SonyCp	N	SNE				61.02	44.37	751	51.29	5138	53.31	50.16	+.16	+14.1
Sophiris	Q	SPHS				4.05	1.72	160	2.07	757	2.19	1.95	+.01	-8.8
SorrentoTh	Q	SRNE				10.65	2.20	1313	2.61	7727	3.10	2.47	-.39	-31.3
▼Sothebys	N	BID	.40	1.1	14	60.16	36.17	940	37.67	2840	38.74	36.17	+.39	-27.0
SotherlyH	Q	SOHO	.50	7.4		7.62	5.90	12	6.72	117	6.89	6.51	+.06	+4.2
SothrlyH pf	Q	SOHOB	2.00	8.1		27.32	24.13	3	24.62	8	25.36	24.46	-.76	-4.0
SthrlyH pf C	Q	SOHOO	1.97	8.2		25.98	22.60	3	24.05	4	24.56	23.75	-.32	-5.1
SouMoBc s	Q	SMBC	.52	1.5	14	41.49	31.74	5	34.04	42	37.72	34.01	-.47	-9.4
▼SoundFin	Q	SFBC	.56	1.7	20	40.87	32.50	3	33.55	8	35.16	32.01	-1.35	-1.4
▼SourcC	N	SOR	1.00	3.0		42.97	32.57	31	33.02	177	33.91	32.57	-.34	-19.0
SoJerInd s	N	SJI	1.12	3.7		36.72	25.96	451	30.23	2891	31.03	30.05	-.67	-3.2
SouthState	Q	SSB	1.44f	2.3	17	93.25	61.26	325	61.81	1268	66.87	61.58	-5.05	-29.1
▼SthcrssEn	N	SXE				2.20	.37	58	.37	442	.44	.37	-.04	-77.9
SCEd pfB	A	SCEpB	1.02	5.7		24.95	15.00	0	18.00	8	18.09	17.00	+.30	-21.7
SCEd pfC	A	SCEpC	1.06	6.1		25.25	15.04	1	17.50	6	18.02	17.50	-.29	-26.3
SCEd pfD	A	SCEpD	1.08	5.6		26.00	15.54		19.33	11	19.33	17.65	+1.10	-19.8
SCEd pfE	A	SCEpE	1.20	6.1		25.79	16.61	2	19.78	5	20.32	19.19	-.72	-22.2
SouthnCo	N	SO	2.40	5.1	22	52.00	42.38	3698	47.33	26865	47.98	46.31	+.35	-1.6
SouthCo 75	N	SOJA	1.56	6.2		27.38	24.93	165	25.07	798	25.25	24.96	+.02	-7.1
SouthCo ef	N	SOJB				26.25	21.53	63	21.93	366	22.14	21.68	+.08	-14.7
SouthCo77 n	N	SOJC	1.31	6.0		25.78	21.28	122	21.81	549	21.87	21.35	+.32	-14.3
▼SthnCopper	N	SCCO	.23e	.7	22	58.09	31.17	740	31.70	4092	33.30	31.11	-.98	-33.2
▼SthnFstBsh	Q	SFST			12	48.75	32.71	11	32.03	58	36.19	29.61	-2.67	-22.4
▼SoNatBcVa	Q	SONA	.32	2.3	26	18.24	13.95	37	13.75	317	14.66	13.72	-.90	-14.2
SsdeBTX	Q	SBSI	1.20a	3.8	16	37.32	29.28	102	31.75	679	32.90	31.30	-.35	-5.7
SwstAirl	N	LUV	.64	1.3	9	66.99	47.10	3999	50.09	23647	51.80	49.36	-1.27	-23.5
SwtGas	N	SWX	2.08	2.5	25	85.97	62.54	254	82.69	1501	83.63	79.17	+1.93	+2.7
SwGA Fn	A	SGB	.48	2.2	16	26.04	19.39	1	21.98	8	23.45	21.91	-.53	-8.4
SwstnEngy	N	SWN			5	6.23	3.42	26909	3.80	111491	4.44	3.79	-.59	-31.9
SparkEn s	Q	SPKE	.72	8.6	77	13.95	7.33	126	8.47	549	8.91	8.33	-.22	-31.7
SparkEn pf	Q	SPKEP	2.19	10.3		27.25	21.07	12	21.25	46	22.60	21.11	-.97	-20.1
▼SprkNtSE wi	A	LOV				15.40	8.65	10	9.10	83	9.93	8.65	-.90	-28.1
SparkTh n	Q	ONCE				96.59	35.63	330	40.09	2667	42.43	38.18	+1.47	-22.0
SpartnMot	Q	SPAR	.10	1.4	21	19.45	6.70	200	7.18	2139	7.65	7.01	+.02	-54.4
SprtnNash	Q	SPTN	.72	4.0	7	27.72	16.10	136	17.78	792	18.91	17.07	+.15	-33.4
Sparton	N	SPA			20	23.28	11.96	659	18.44	2884	18.44	13.00	+5.25	-20.0
▼SpdFosFr n	N	EFAX				77.82	61.72	0	62.46	30	63.64	61.72	-.50	-14.3
SpdDbShDu	N	STOT				49.80	47.00	8	48.55	22	48.58	48.48	-.00	-1.7
SpdEmFos	N	EEMX				76.80	55.74	0	58.35	13	59.30	57.75	-.77	-16.4
SpdDbEMk	N	EMTL				51.14	46.99	2	47.48	16	47.64	47.46	-.06	-5.8
SpecOpps	N	SPE	1.19e	2.6		16.18	13.14	48	13.25	158	13.80	13.25	-.46	-11.0
SpcOpp pfB	N	SPEpB	.88	3.5		26.54	24.48	2	25.08	7	25.22	25.08	-.12	-3.0
SpectraEP	N	SEP	3.06f	8.6	10	44.39	29.89	19961	35.40	27329	36.19	34.29	-.04	-10.5
▼SpectPh	Q	SPPI				25.29	11.38	885	11.58	4725	13.20	11.37	-.78	-38.9
SpeedM	N	TRK	.60	3.7	16	21.15	14.66	49	16.34	234	17.27	15.93	-.50	-13.4
▼SperoTh n	Q	SPRO				19.00	6.45	26	6.34	225	7.17	6.15	-.41	-46.0
Sphr3D grs	Q	ANY				24.32	1.06	295	3.97	2466	4.88	3.80	-.09	-79.8
▼Spherix rs	Q	SPEX				2.42	.71	43	.80	249	.84	.71	-.04	-42.7
▼SpF LgCap n	N	FMDG				33.20	23.08		23.24	54	24.73	23.08	-2.06	-17.0
SpinMedT n	N	FFIU				25.04	23.30	3	24.07	19	24.05	23.98	+.01	-3.0
Spire	N	SR	2.37f	3.0	18	81.13	60.09	121	79.32	1105	80.43	77.45	+.44	+5.5
▼SpiritAero	N	SPR	.48	.7	16	105.20	73.09	800	73.18	4392	76.59	71.70	-2.12	-16.1
SpiritAir	N	SAVE			25	65.35	34.36	975	59.01	4926	61.99	58.20	-.66	+31.6
SpirMTA n	N	SMTA				11.61	8.50	231	8.89	1651	9.19	8.76	-.13	-2.5
SpiritRltC	N	SRC/O	.50	6.5	17	8.53	6.58		7.65	27591	7.79	7.35	-.01	-.5
SpiritR pfA	N	SRCpA	1.50	7.1		26.40	20.25	15	21.15	237	22.18	21.05	-.17	-14.9
SpiritRl rs	N	SRC			18	42.65	32.89	1919	39.50	5535	40.11	37.66	+1.20	
SpirtTex n	Q	STXB			39	22.60	16.70	95	21.98	547	22.58	19.42	+.44	+.6
Splunk	Q	SPLK				130.00	79.21	1673	105.26	9924	111.75	104.20	-.40	+27.1
SpokHldgs	Q	SPOK	.50	3.7	31	16.60	12.59	68	13.43	372	13.75	13.11	-.08	-14.2
SportsWhs	Q	SPWH			9	6.99	3.66	258	4.47	1163	4.62	4.35	+.02	-32.4
Spotify n	N	SPOT				198.99	120.49	917	125.68	7565	136.84	122.24	-9.63	-15.7
SpragueRs	N	SRLP	2.67	15.7	17	29.00	16.20	31	17.01	223	17.74	16.32	+.20	-29.7
SprBkPh n	Q	SBPH				15.95	8.88	12	10.02	103	10.92	9.84	-.78	-25.4
Sprint	N	S			3	6.62	4.81	11513	5.97	62198	6.15	5.78	-.04	+1.4
SprottSilv	N	PSLV				6.52	4.95	463	5.26	2585	5.36	5.22	-.02	-17.0
▼SprottFoc	Q	FUND	.61e	10.1		8.39	6.11	142	6.02	761	6.46	6.00	-.28	-24.0
SprottGold	N	PHYS				11.15	9.35	286	10.04	3466	10.11	9.97	-.06	-5.2
▲SprottPPP	N	SPPP				9.95	7.21	64	9.68	276	9.95	9.50	-.02	+3.6
Sprouts	Q	SFM			25	29.67	20.63	1343	23.96	7281	24.56	23.79	-.49	-1.6
Square n	N	SQ				101.15	34.14	10518	62.14	74396	65.75	59.75	+1.36	+79.2
StaarSur	Q	STAA				54.00	13.60	286	34.41	1720	36.95	33.49	+.52	+122.0
Staff360 rs	Q	STAF				5.65	1.14	39	1.65	1547	2.20	1.31	+.10	-47.6
STAG Indl	N	STAG	1.39	5.4	63	29.07	22.42	602	25.93	4015	27.04	25.75	-.82	-5.1
STAG pfB	N	STAGpB	1.66	6.7		25.67	24.91		24.76					-1.9
STAG pfC	N	STAGpC				27.08	24.76	34	25.45	68	26.04	25.30	+.25	-2.8
▼StageStrs	N	SSI	.20	15.9		3.25	1.28	201	1.26	916	1.43	1.24	-.14	-25.0
Stamps.cm	Q	STMP			20	285.75	145.78	284	161.34	2213	176.10	158.18	-10.37	-14.2
SP Matls	N	XLB	.98e	1.9		64.17	50.09	7972	51.32	51788	53.27	51.11	-.59	-15.2
SP HlthC	N	XLV	1.01e	1.1		96.06	78.74	19368	88.96	72520	93.17	88.65	-1.60	+7.6
SP CnSt	N	XLP	1.28e	2.3		58.95	48.76	20263	54.50	126123	55.68	53.88	-.22	-4.2
SP Consum	N	XLY	1.12e	1.1		118.13	97.10	6139	102.33	37297	105.83	101.35	-1.04	+3.7
▼SP Engy	N	XLE	2.04e	3.3		79.42	61.62	22894	62.09	98079	64.55	61.62	-1.98	-14.1
▼SPDR Fncl	N	XLF	.46e	1.9		30.33	24.30	66739	24.24	414135	25.22	24.19	-.87	-13.1
▼SP Inds	N	XLI	1.12e	1.7		80.96	66.70	14806	67.05	89336	69.44	66.70	-.98	-11.4
SP Tech	N	XLK	.78e	1.2		76.27	60.97	15516	64.57	81525	67.12	63.87	-.03	+1.0
SpdrRESel	N	XLRE				34.50	29.17	4139	33.42	26893	34.14	33.21	-.54	+1.5
▲SP Util	N	XLU	1.55e	2.7		57.18	47.37	25089	56.82	108700	57.18	55.48	+.36	+7.9
Std AVB n	Q	STND	.88	2.9		39.45	28.75	3	30.40	20	31.28	29.25	+.43	-2.1
StdMotor	N	SMP	.84	1.7	36	56.54	42.50	78	48.86	304	51.22	48.59	-.59	+8.8
▼Standex	N	SXI	.80f	1.1	23	114.20	70.60	51	70.06	266	74.42	69.72	-3.45	-31.2
StanBlkDk	N	SWK	2.64	2.2	16	176.62	106.41	1658	118.36	7781	124.78	116.05	-4.23	-30.2
▼StanB&D 52	N	SWJ	1.44	5.9		26.10	24.12	47	24.33	218	24.67	24.10	-.07	-3.5
StanBlD un	N	SWP				128.00	85.92	18	90.56	224	93.99	89.61	-1.82	-26.2
▼Stantec g	N	STN	.55		13	29.25	22.52	7	22.44	74	23.30	22.44	-.83	-19.7
StarBulk rs	Q	SBLK				15.38	8.00	667	9.80	2559	10.01	9.08	+.33	-13.0
StrBlk22 n	Q	SBLKZ	2.08	8.3		25.90	23.58		24.95	13	25.08	24.12	-.05	-1.5
StarGas	N	SGU	.47f	4.9	14	11.10	8.74	66	9.61	526	9.96	9.49	-.03	-10.6
▼StarsGp g	Q	TSG				38.95	16.26	976	16.31	7282	18.28	16.12	-1.59	-30.0
Starbucks s	Q	SBUX	1.44	2.2	30	68.98	47.37	16806	65.34	61874	67.22	63.58	-.13	+13.8
▼Starret	N	SCX	.40	7.1	18	9.15	4.62	15	5.60	129	5.85	4.62	+.76	-34.9
Startek	N	SRT			44	14.27	5.26	86	6.22	331	6.61	6.19	-.19	-37.6
StarwdPT	N	STWD	1.92	8.8	14	23.04	19.47	2696	21.82	11047	22.49	21.81	-.53	+2.2
StatAutF	Q	STFC	.40	1.2		35.05	25.92	39	34.67	201	34.99	33.14	+.44	+19.1
▼StateBkFn	Q	STBZ	.80	3.6	13	35.99	22.61	395	22.43	1862	24.08	22.42	-1.10	-24.8
▼StateStr	N	STT	1.88f	3.0	10	114.27	62.46	3964	63.53	16403	65.52	62.16	-1.51	-34.9
StateSt pfC	N	STTpC				25.57	22.02	28	22.33	186	22.55	22.15	+.10	-11.4
▼StateSt pfD	N	STTpD				27.93	25.10	73	25.20	413	25.75	25.10	-.15	-8.2
▼StaStCp pfG	N	STTpG				27.47	24.08	262	24.26	1168	24.42	24.04	-.04	-10.5
StateSt pfE	N	STTpE				26.78	24.78	82	24.96	351	25.16	24.93	-.04	-5.7
StealthGas	Q	GASS			13	4.70	3.20	62	3.22	207	3.39	3.22	-.10	-26.1
SteelCon	Q	STCN				2.90	1.49	11	1.67	138	1.72	1.64	-.02	-32.9
▼StlDynam	Q	STLD	.75	2.3	9	52.10	30.62	2935	32.20	15280	33.23	30.62	-.11	-25.3
SteelPtrs	N	SPLP	1.50	10.4	6	20.70	13.57	4	14.47	18	14.51	14.02	+.14	-26.0
SteelPr pfA	N	SPLPpA				23.22	19.75	4	21.09	41	21.33	20.61	+.01	-.3
Steelcse	N	SCS	.54	3.8		19.35	13.10	370	14.32	2882	15.22	14.25	-.77	-5.8
SteinMart s	Q	SMRT	.30	26.1		4.04	.48	120	1.15	778	1.22	1.11	-.07	-.9
StellrAcq n	Q	STLR				11.00	9.16		10.50	1	10.50	10.00	-.14	+2.8
StellusCap	N	SCM	1.36	10.1	10	14.10	11.07	112	13.42	514	13.91	13.37	+.01	+2.1
StellCap22	N	SCA	1.44	5.8		25.60	24.78	6	24.85	11	25.05	24.80	-.10	-1.9
StemlineTh	Q	STML				20.55	9.65	403	10.36	1828	11.25	9.74	+.38	-33.6
Stepan	N	SCL	1.00f	1.3	19	90.96	68.09	98	77.25	515	80.61	74.14	+2.24	-2.2
▼Stericycle	Q	SRCL				76.73	40.16	1436	40.40	8963	43.93	40.16	-3.53	-40.6
Steris plc	N	STE	1.36	1.2	28	121.67	82.88	575	113.15	2136	118.75	112.41	-.79	+29.4
SterlingBc	N	STL	.28	1.6	10	26.40	16.85	3760	17.06	20512	17.87	17.00	-.76	-30.7
SterlBc pfA	N	STLpA				26.95	25.00	11	25.10	72	25.44	25.00	-.31	-4.6
SterlBcp n	Q	SBT	.04	.5		14.98	7.59	29	8.39	352	8.99	7.94	+.47	-33.9
▼SterlCons	Q	STRL			14	18.06	10.66	245	11.31	1312	11.63	10.56	+.01	-30.5
SMadden s	Q	SHOO	.56f	1.9	18	39.30	27.77	673	28.78	3094	30.49	28.36	-.31	-7.6
Stewrdshp	Q	SSFN	.12	1.2	12	12.75	9.30	2	9.76	125	10.00	9.65	+.01	-4.8

Continued on **next page**

NYSE, NYSE American and Nasdaq Exchanges

Continued from **previous page**

Name	Exch. Market	Symbol	Div	Yield	PE	52-week High	52-week Low	Vol 1000s	Friday Last	Vol 1000s	Weekly High	Weekly Low	Chg	YTD % Chg
StewInfo	N	STC	1.20	2.9	22	47.37	38.72	62	41.17	726	42.33	40.72	+.41	-2.7
▼StifelFin	N	SF	.48f	1.1	13	68.76	42.51	575	42.27	2133	46.37	42.11	-3.10	-29.0
Stifel pfA	N	SFpA	1.56	6.4		27.49	23.83	18	24.46	133	24.84	24.09	+.19	-9.7
▼Stif 47 ef	N	SFB				25.38	20.65	29	21.08	195	21.25	20.65	+.08	-15.5
StitchFix n	**Q**	**SFIX**				**52.45**	**18.00**	**2589**	**20.35**	**47769**	**28.14**	**18.40**	**-6.01**	**-21.2**
▼StockYBc s	Q	SYBT	1.00	3.4	15	41.00	28.02	60	29.47	237	31.59	28.02	+.85	-21.8
▼StoneHEM	N	EDF	2.16	19.1		16.99	11.45	114	11.29	498	12.03	11.27	-.39	-29.1
▼StonHEmM	N	EDI	1.81	16.8		16.00	10.98	74	10.77	298	11.59	10.75	-.46	-30.8
StoneCastle	Q	BANX	1.52a	7.5	16	24.92	19.04	28	20.20	79	22.00	20.01	-.30	+.4
▼StoneCo n	**Q**	**STNE**				**32.50**	**18.21**	**989**	**17.71**	**7857**	**21.05**	**17.61**	**-3.05**	**-43.5**
▼StoneMor	**N**	**STON**	**1.32**	**55.5**		**6.99**	**2.31**	**52**	**2.38**	**583**	**2.99**	**2.31**	**-.61**	**-63.7**
Stonerdg	N	SRI			13	37.69	21.17	332	25.00	1621	25.45	24.03	+.37	+9.4
▲StoreCap	N	STOR	1.32f	4.3	31	30.99	22.51	1459	30.85	9268	30.99	30.11	+.17	+18.5
StrataS rs	Q	SSKN				3.88	1.09	14	2.86	171	3.08	2.67	+.01	+132.5
Stratasys	Q	SSYS				26.17	17.17	263	19.55	1832	21.34	19.46	-.70	-2.1
StratEdu	Q	STRA	2.00f	1.6	38	154.89	80.75	421	128.50	1284	129.66	117.05	+8.91	+43.4
▼Strat D35	N	GJP	.74	3.3		23.69	21.58		22.11	5	22.11	21.58	+.34	-3.6
▼StratGS33	N	GJS	.32	1.6		24.89	19.71	1	19.70	6	20.14	19.70	-.11	-2.7
▼StratNWS95	N	GJV	1.75	6.9		26.69	25.00	0	25.28	9	25.28	25.00	-.20	-2.3
StratUSM	N	GJH	.64	6.7		10.95	9.12	1	9.59	3	9.61	9.40	+.31	-4.6
StratWMT	N	GJO	.22	1.0		23.49	21.90		22.52	1	22.58	22.56	-.02	+1.2
Strattec	Q	STRT	.56	1.8	17	46.40	29.29	6	31.51	48	32.66	29.80	+1.44	-27.6
▼StratusPrp	Q	STRS	1.00e			35.90	25.50	2	27.02	18	27.82	25.50	+1.07	-9.0
StreamHlth	**Q**	**STRM**				**2.19**	**.57**	**15**	**.82**	**437**	**1.05**	**.66**	**+.10**	**-51.5**
StrgbrBio n	**Q**	**SBBP**				**9.25**	**3.85**	**127**	**4.37**	**1082**	**4.91**	**4.34**	**-.50**	**-39.7**
Stryker	N	SYK	2.08f	1.2	28	179.84	146.80	1464	166.56	6147	174.92	165.95	-2.29	+7.6
SturmRug	N	RGR	1.10e	2.1	18	70.00	43.00	165	53.10	774	54.26	52.08	+.31	-4.9
▼SubPpne	N	SPH	2.40	11.1	18	26.73	21.02	319	21.61	1648	21.74	21.02	-.15	-10.8
▼SumitMitsu	N	SMFG				9.67	6.73	2724	6.82	18059	7.01	6.73	-.14	-21.5
SummerInf	Q	SUMR				1.98	.72	94	.94	252	1.00	.86	-.03	-37.2
▼SumFWV	Q	SMMF	.56f	2.9	10	28.00	19.37	13	19.20	62	21.70	19.18	-.98	-27.1
▼SummitHtl	N	INN	.72	6.9	10	16.15	10.40	464	10.41	2893	10.97	10.34	-.55	-31.6
▼SummtH pfD	N	INNpD	1.61	7.3		26.12	20.98	2	22.00	10	22.90	20.98	-.90	-13.7
SumHP pfE	N	INNpE				26.25	20.11	67	20.46	125	21.55	20.32	+.11	-20.3
SumtMtls n	N	SUM	.29t		12	34.06	11.67	3943	12.46	14732	13.51	11.87	-.62	-60.4
SummitMP	N	SMLP	2.30	17.7		22.95	11.75	1296	12.97	1869	13.35	12.45	+.17	-36.7
▼SmtStB s	Q	SSBI	.48	4.3	16	16.10	10.79	7	11.25	38	12.00	10.79	-.55	-10.7
▼SumTher n	Q	SMMT				15.90	1.12	22	1.21	262	1.48	1.12	-.01	-89.1
▲SunCmts	N	SUI	2.84	2.6		108.91	80.12	324	107.50	2049	108.91	105.68	-.82	+15.9
▼SunHydrl	Q	SNHY	.36	1.0	34	70.83	36.37	82	36.78	626	39.31	36.04	-.30	-43.1
▼SunLfFn g	N	SLF	2.00			44.50	33.55	359	33.48	2009	34.60	33.27	-.76	-18.9
▼SunCokeE	N	SXC	.99e		5	14.32	8.69	225	8.55	1370	9.27	8.52	-.44	-28.7
▼SunCokeEn	N	SXCP	1.60m	14.2	7	21.95	11.64	125	11.29	530	12.22	11.23	-.72	-35.3
▼Suncor g	N	SU	1.44			42.55	30.34	4503	29.59	24047	31.92	29.35	-1.92	-19.4
▼SundEng n	**Q**	**SNDE**				**9.59**	**2.99**	**32**	**3.16**	**101**	**3.53**	**2.99**	**-.37**	**-46.8**
▼SunesisP rs	**Q**	**SNSS**				**7.69**	**.38**	**246**	**.37**	**2124**	**.47**	**.36**	**-.09**	**-90.1**
▼SunlOnl n	**N**	**STG**				**14.08**	**3.21**	**35**	**2.98**	**251**	**3.80**	**2.98**	**-.80**	**-73.2**
SunLink	A	SSY				2.02	.81	17	1.10	610	1.25	.97	+.02	-30.8
SunocoLP	N	SUN	3.30	11.9	7	33.11	24.46	496	27.70	2310	28.27	26.75	+.51	-2.5
SunOpta	Q	STKL				9.10	4.14	765	4.34	2457	4.74	4.19	-.25	-44.0
SunPower	Q	SPWR				10.00	5.76	1452	6.11	6358	6.77	6.05	-.43	-27.5
Sunrun n	Q	RUN			11	16.45	5.08	1773	13.02	6243	14.87	12.71	-.94	+120.7
SunstnHtl	N	SHO	.20	1.4	17	17.60	13.67	1539	14.39	10969	14.71	14.31	-.32	-12.9
SunstHt pfE	N	SHOpE				27.02	24.37	8	25.38	65	25.38	24.37	+.38	-2.8
SunstHt pfF	N	SHOpF	1.61	6.8		26.49	23.30	2	23.68	5	25.38	23.64	-.60	-8.4
▼SunTrst	N	STI	2.00	3.8	9	75.08	52.83	6066	52.18	25446	56.79	52.04	-4.76	-19.2
SunTr pfA	N	STIpA	1.50	7.3		25.37	19.65	18	20.43	265	20.79	19.71	+.29	-16.9
▼Sunworks n	Q	SUNW				1.32	.31	50	.34	561	.37	.31	-.01	-67.5
SuperCom	Q	SPCB				4.95	1.25	53	1.37	239	1.51	1.36	-.14	-65.1
▼SupTech rs	**Q**	**SCON**				**14.90**	**1.43**	**44**	**1.43**	**201**	**1.65**	**1.41**	**-.22**	**-86.9**
SupDrillg	**A**	**SDPI**				**5.05**	**1.12**	**71**	**1.45**	**1039**	**1.80**	**1.41**	**-.23**	**-1.4**
▼SupEnrgy	**N**	**SPN**	**.32**	**8.4**		**12.73**	**3.70**	**3815**	**3.82**	**25783**	**4.31**	**3.70**	**-.48**	**-60.3**
SupGpCos s	Q	SGC	.40f	2.2	16	28.85	16.89	15	17.91	72	18.96	17.40	-.64	-32.9
▼SuperiorInd	**N**	**SUP**	**.36**	**6.4**	**9**	**22.95**	**5.75**	**466**	**5.66**	**2160**	**6.63**	**5.57**	**-.76**	**-61.9**
Supernus	Q	SUPN			19	61.25	34.90	1020	35.76	3831	38.80	35.16	-.77	-10.3
▼supprt.cm rs	Q	SPRT				3.15	2.29	22	2.40	231	2.66	2.29	-.21	-.8
SurfaceOn n	Q	SURF				18.18	6.55	158	8.25	663	9.08	7.85	+.08	-38.1
SurgPtrs n	Q	SGRY				19.95	8.95	291	12.52	1607	13.77	12.39	-.46	+3.5
Surmodic	Q	SRDX				82.35	25.00	66	55.22	306	60.86	54.28	-1.94	+97.2
SutroBio n	Q	STRO				15.90	9.50	76	10.22	272	12.05	9.50	-.05	-32.8
▲▼SuzanoP n	N	SUZ				19.75	18.31	42	19.04	73	19.75	18.31		-.6
SwEBioFu23	N	FUE				8.34	5.58	1	6.35	1	6.20	6.20	+.07	-9.3
SwEGrain23	N	GRU				3.89	3.20		3.39	8	3.38	3.33	+.04	+1.2
SwRCmETR	N	RJN				3.64	1.87	1	2.78	24	2.90	2.78	-.19	-.7
SwRCmMTR	N	RJZ				9.20	7.45	0	7.68	2	7.75	7.67	-.07	-14.0
SwRCmATR	N	RJA				6.48	5.58	37	5.76	161	5.80	5.74	-.04	-4.1
SwERCmTR	N	RJI				5.96	5.09	85	5.14	852	5.26	5.14	-.12	-4.8
▼SwisHelv	N	SWZ	.64e	.4		13.74	7.03	68	7.18	308	7.34	7.03	+.06	-43.7
▼Switch n	N	SWCH	.03e			18.57	6.89	1347	6.94	7951	7.46	6.84	-.33	-61.8
SykesEnt	Q	SYKE			73	32.15	25.12	116	25.55	649	26.24	25.15	-.12	-18.8
Symantec	Q	SYMC	.30	1.4	10	29.73	17.49	7624	21.57	29047	23.23	21.02	-.21	-23.1
Synacor	Q	SYNC				2.55	1.35	102	1.47	396	1.61	1.45	-.16	-36.1
Synalloy	Q	SYNL	.25e	1.6	39	24.80	12.11	7	15.53	87	16.28	15.07	+.12	+15.9
Synaptics	Q	SYNA				55.25	33.54	352	38.03	2314	39.45	35.82	+.64	-4.8
▼SynchrTc n	Q	SNCR				6.98	5.73	308	5.70	1331	6.37	5.70	-.29	-14.3
▼Synchrony	N	SYF	.84	3.5	7	40.59	24.07	9650	24.10	41779	25.50	23.81	-1.26	-37.6
SyndaxP n	Q	SNDX				15.20	4.36	329	4.91	1089	5.05	4.61	+.14	-43.9
SyneosH h	Q	SYNH				53.95	31.10	616	43.73	3257	50.22	43.54	-4.25	+.3
▼SynrgyPh	**Q**	**SGYP**				**2.80**	**.09**	**47167**	**.08**	**169143**	**.37**	**.08**	**-.28**	**-96.4**
Synlogic rs	Q	SYBX				15.00	7.21	93	7.64	481	8.83	7.24	-.19	-21.2
Synnex	N	SNX	1.40	1.8	11	141.94	71.83	451	79.75	3280	84.50	77.00	+4.16	-41.3
Synopsys	Q	SNPS			44	103.40	80.13	1112	87.65	6523	91.26	87.10	-.17	+2.8
▼SynovusFn	N	SNV	1.00	3.1	11	57.40	33.04	2019	32.20	9874	35.02	32.10	-2.70	-32.8
Synthes rs	Q	SES				3.87	1.06	9	1.15	51	1.36	1.15	-.06	-59.5
▲▼Synthorx n	**Q**	**THOR**				**16.72**	**12.41**	**57**	**14.90**	**558**	**16.72**	**12.41**	**+2.29**	**+18.2**
Sypris	Q	SYPR	.08	7.4		1.90	1.03	5	1.08	120	1.16	1.05	-.07	-21.7
SyrosPhar n	Q	SYRS				13.86	6.25	145	7.86	492	8.88	7.56	+.19	-19.2
Sysco	N	SYY	1.56f	2.4	26	75.98	56.01	2856	65.45	12734	66.37	63.94	+.43	+7.8
Systemax	**N**	**SYX**	**.22**	**.7**	**29**	**47.75**	**25.08**	**106**	**30.20**	**1220**	**32.95**	**27.95**	**+4.18**	**-9.2**

- T -

Name	Exch. Market	Symbol	Div	Yield	PE	52-week High	52-week Low	Vol 1000s	Friday Last	Vol 1000s	Weekly High	Weekly Low	Chg	YTD % Chg
:T-MobileUS	Q	TMUS			23	70.94	55.09	2864	65.65	15297	67.34	64.34	-.04	+3.4
TAL Educ s	N	TAL				47.63	21.08	2464	27.05	20512	28.25	26.07	-.58	-9.0
TAT Tch h	Q	TATT	.34e	5.3	15	11.65	6.40	1	6.44	4	6.73	6.40	-.10	-38.6
TC PpLn	N	TCP	2.60	8.4	10	57.08	22.64	902	31.09	2321	32.03	29.58	+.54	-41.5
TCF Fncl	N	TCF	.60	3.0	10	27.34	20.05	1011	20.26	5549	21.49	20.19	-.84	-1.2
▼TCF deo pfC	N	TCFpD				26.04	22.33	85	22.44	330	22.70	22.29	-.06	-12.8
▼TCG BDC n	Q	CGBD	1.48a	10.7	12	20.30	13.92	372	13.84	2543	14.91	13.79	-.91	-30.9
TCW Strat	N	TSI	.21	3.8		6.01	5.31	82	5.39	699	5.52	5.35	-.12	-8.2
TD Ameritr	Q	AMTD	1.20f	2.5	20	63.01	48.03	2417	48.42	12886	50.75	48.23	-1.16	-5.3
▼TDH Hld n	Q	PETZ				11.11	.77	13	.81	125	.89	.77	-.05	-85.6
▼TE Connect	N	TEL	1.76	2.4	21	108.23	72.60	2251	73.00	9568	75.92	72.52	-.33	-23.2
TESSCO	Q	TESS	.80	7.2	22	24.85	11.01	103	11.18	218	12.27	11.05	-.58	-44.5
TFS Fncl	Q	TFSL	1.00	6.3	53	16.62	14.19	156	15.88	1213	16.50	15.80	-.35	+6.3
TG Thera	Q	TGTX				17.35	4.20	1030	4.75	4941	5.21	4.69	-.25	-42.1
▼THL Credit	Q	TCRD	1.08	16.4	7	9.55	6.80	325	6.60	1055	7.34	6.59	-.40	-27.1
▼THLCred22	N	TCRZ	1.69	6.7		26.98	25.01	1	25.11	5	25.51	25.01	-.25	-3.2
THLCSenL	N	TSLF	1.32	8.6		17.83	15.25	33	15.40	173	15.73	15.30	-.12	-8.7
TIM Part	N	TSU	.28e	1.8		23.12	13.82	479	15.62	4432	15.87	14.46	+.75	-19.1
TJX	N	TJX	.78	1.7	11	113.28	45.04	6991	45.22	35659	46.86	45.05	-.07	-40.9
TKK Sym n	Q	TKKS				9.97	9.46	100	9.61	800	9.61	9.61	-.01	+.9
TKK Sy un	Q	TKKSU				10.20	10.00	1	10.13	1	10.13	10.06	-.01	+.9
TKK Sym rt	**Q**	**TKKSR**				**.53**	**.33**	**13**	**.39**	**13**	**.39**	**.39**	**+.04**	**-7.4**
▼TMSR Gl s	**Q**	**TMSR**			**36**	**10.32**	**1.63**		**1.63**	**2**	**1.73**	**1.63**	**-.22**	**-67.3**
TOP Shi rs	Q	TOPS				4.48	.69	292	1.03	2989	1.15	.98	-.02	-59.0
TPG Pac n	N	TPGH				10.40	9.67	1	10.03	203	10.03	9.99		+3.1
TPG RE n	N	TRTX	1.72	8.8	12	21.05	18.22	193	19.50	917	19.69	19.33		+2.4
TPG SpLnd	N	TSLX	1.56	8.1	9	21.24	17.00	252	19.23	1378	20.10	19.18	-.38	-2.9
TPI Co n	Q	TPIC				32.22	17.74	296	24.77	1017	26.87	24.75	-1.11	+21.1
TSR Inc	Q	TSRI			29	9.40	4.40	0	5.25	1	5.41	5.18	+.10	+1.0
TTEC Hl	Q	TTEC	.56f	2.1	26	42.30	23.01	56	26.97	343	28.93	25.98	-.50	-33.0
▼TTM Tch	Q	TTMI			21	19.91	9.95	791	9.78	5782	10.56	9.72	-.66	-37.6
▲TableauA	N	DATA				131.82	69.00	651	128.88	3867	131.82	122.85	+5.45	+86.2
Tabula n	Q	TRHC				91.16	27.31	247	70.05	1528	77.00	69.92	-1.04	+149.7
TactSys n	Q	TCMD				73.24	26.99	205	50.47	775	54.07	50.03	-3.04	+74.2
TahoeRes	N	TAHO	.24	6.6		5.63	2.18	3157	3.62	11685	3.71	3.46	+.05	-24.4
▼TailorBr	**N**	**TLRD**	**.72**	**5.0**	**7**	**35.94**	**13.77**	**4847**	**14.48**	**30754**	**21.79**	**13.77**	**-7.04**	**-33.7**
Taitron h	Q	TAIT	.10	5.4		2.89	1.22	5	1.85	20	1.85	1.68	+.08	+10.1
Taiwan	N	TWN	1.71			22.25	15.97	9	16.94	126	17.29	16.65	+.25	-18.8
TaiwLipo n	Q	TLC				8.16	5.80		5.90	10	7.50	5.90	-.32	+1.7
TaiwSemi	N	TSM	.73e	2.0	16	46.57	35.22	5970	36.53	41356	37.70	36.08	+.01	-7.9
TakeTwo	Q	TTWO				139.91	92.81	1756	103.46	13295	108.13	102.11	+.79	-5.8
Takung n	**A**	**TKAT**			**14**	**3.24**	**.55**	**12**	**.57**	**143**	**.84**	**.57**	**-.07**	**-77.2**
Talend n	**Q**	**TLND**				**73.52**	**32.66**	**578**	**35.11**	**2904**	**42.19**	**34.87**	**-5.40**	**-6.3**
TallgELP n	N	TEGP	2.04f	9.4		26.70	17.14	2362	21.64	6783	22.20	20.73	+.29	-15.9
▼TalosEn rs	N	TALO				40.16	17.83	134	18.11	706	19.86	17.83	-1.22	-43.7
TandmD rs	Q	TNDM				52.55	2.14	903	35.35	6501	38.57	33.19	+1.86	+1397.9
TandyLthr	Q	TLF			9	8.40	5.73	101	6.05	130	6.30	5.96	-.11	-21.9
TangerFac	N	SKT	1.40	5.9	12	26.73	19.86	1068	23.56	5185	24.39	23.28	-.80	-11.1
Tantech n	Q	TANH				3.78	1.10	619	1.75	2502	1.78	1.53	+.09	-32.2
TanzRy g	A	TRX				.68	.24	23	.36	334	.38	.35	+.01	+29.9
▼Taoping h	Q	TAOP				5.20	1.03	104	1.04	572	1.16	1.02	-.08	-29.9
▼Tapestry	N	TPR	1.35	3.9	22	55.50	34.69	3550	34.60	24333	36.49	34.43	-.74	-21.8
▼Tarena	Q	TEDU	.28e	4.0		15.45	6.64	44	6.92	422	7.05	6.64	+.07	-53.8
TargaRes	N	TRGP	3.64	8.6		59.21	41.75	3849	42.21	14341	44.44	41.90	-2.34	-12.8
TargaR pfA	N	NGLSpA	2.25	8.8		27.49	25.30	6	25.69	64	25.87	25.51	+.01	-3.0
Target	N	TGT	2.56	3.8	11	90.39	60.80	6472	67.17	29725	68.81	65.96	-.64	+2.9
TaroPhrm	N	TARO	12.81e		10	105.87	81.23	44	88.34	245	91.64	86.71	+.04	-3.4
▼Taseko	**A**	**TGB**				**2.38**	**.56**	**349**	**.55**	**1690**	**.65**	**.54**	**-.07**	**-76.4**
▼TataMotors	N	TTM				34.40	10.49	1061	11.53	8183	11.77	10.49	+.27	-65.1
Taubmn	N	TCO	2.62f	5.2	26	66.61	49.73	335	50.78	2179	53.32	50.28	-1.95	-22.4
Taub pfJ	N	TCOpJ	1.63	6.7		25.77	23.46	4	24.24	24	24.65	24.07	+.36	-3.5
Taub pfK	N	TCOpK	1.56	6.6		25.95	22.35	10	23.66	66	23.83	23.45	+.54	-6.2
TaylrDv	Q	TAYD			28	15.14	9.70	5	12.65	13	12.65	12.02	+.07	-5.7
TaylorMH	N	TMHC			8	28.42	14.73	755	16.53	5821	17.36	16.15	-.58	-32.4
Team	N	TISI				25.55	12.85	560	15.16	2140	16.60	15.11	-1.40	+1.7
TechData h	Q	TECD			27	108.62	66.93	342	83.60	2370	88.94	83.08	-.31	-14.7
▼TechComm	**Q**	**TCCO**				**15.40**	**3.00**	**2**	**3.08**	**121**	**3.75**	**3.00**	**-.37**	**-73.1**
▼Technip	N	FTI	.13		12	35.00	20.46	5583	20.14	26608	21.60	20.06	-.86	-35.7
TechTarg	Q	TTGT				34.47	12.30	171	12.42	1122	13.83	12.41	-1.09	-10.8
TeckRes g	N	TECK	.19e			30.80	18.17	2384	22.26	15268	22.81	20.52	+.93	-14.9
Tecnoglass	Q	TGLS	.56	6.5	23	10.29	7.00	8	8.58	55	9.51	8.58	-.56	+16.7
Tecogen	Q	TGEN				4.20	2.05	10	3.50	48	3.90	3.50	-.35	+29.6
▼Teekay	N	TK	.22	5.5		10.90	3.85	608	4.01	3675	4.19	3.85	-.12	-57.0
TeekLNG	N	TGP	.56	4.4		21.65	12.20	255	12.82	1507	13.52	12.40	-.27	-36.4
TeekLN pfA	N	TGPpA	2.25	9.1		26.15	24.20	36	24.73	114	25.53	24.26	-.28	-2.1
▼TeekOffsh	N	TOO	.04m	2.5	53	3.12	1.49	487	1.59	3051	1.71	1.49	-.09	-32.6
TeekOf pfA	N	TOOpA	1.81	10.8		23.90	15.75	5	16.76	76	17.38	16.75	-.54	-27.4
▼TeekOf pfB	N	TOOpB	2.13	11.1		25.33	18.67	9	19.13	76	20.00	18.67	-.84	-23.0
TeekOf pfE	N	TOOpE	2.22	11.1		25.45	20.00	30	20.06	147	21.16	20.00	-.90	-19.9
TeekayTnk	N	TNK	.21	20.6		1.57	.94	722	1.02	6646	1.09	1.00	-.07	-27.1
Tegna	N	TGNA	.28	2.2	7	15.60	10.00	1139	12.47	7679	13.21	12.38	-.22	-11.4
▼TejonRnch	N	TRC				26.25	16.50	65	17.37	463	18.05	16.50	+.40	-16.3
▼TeklaHlth	N	HQH	1.93e	10.0		24.86	19.67	215	19.36	812	20.32	19.28	-.83	-14.1
TeklaHcrOp	N	THQ	1.35a	7.6		18.99	16.02	205	17.73	736	18.00	17.42	-.11	+1.2
▼TeklaLfSci	N	HQL	1.95e	12.0		21.59	16.44	127	16.22	569	17.12	16.16	-.81	-17.4
TeklaWH n	N	THW	1.40	11.0		14.72	12.47	179	12.77	713	13.01	12.67	-.07	-6.2
TelInstEl	A	TIK				6.35	2.05	1172	3.20	1420	4.08	2.95	+.14	+23.1
Teladoc n	N	TDOC				89.05	30.88	1468	51.17	9390	55.93	50.90	-2.24	+46.8
Telaria n	N	TLRA				5.30	2.19	65	2.80	880	2.99	2.78	+.03	-30.5
TlcmArg	N	TEO	.71e	4.4		40.19	15.26	175	16.06	663	17.39	16.01	-.37	-56.2
TelItalia	N	TI				11.28	5.44	154	6.25	1405	6.52	6.19	-.03	-27.6
TelItaliaA	N	TI/A	.30e	5.7		9.60	4.72	81	5.28	825	5.56	4.93	-.01	-26.8
Teledyne	N	TDY			32	250.87	172.80	177	205.31	737	208.84	199.01	+1.29	+13.3
Teleflex	N	TFX	1.36	.5	31	288.78	227.52	359	247.43	1290	263.80	244.57	-9.21	-.6
TelefBrasil	N	VIV	.64e	5.2	14	17.33	9.21	924	12.33	6260	12.45	11.70	+.38	-16.9
TelefEsp	N	TEF	1.20e	13.6		10.57	7.70	5340	8.76	12926	8.91	8.52	+.04	-9.5
Telenav	Q	TNAV				6.60	3.43	65	3.78	677	3.88	3.52	+.27	-31.3
TelData	N	TDS	.64	1.9	10	36.52	23.54	880	34.32	4477	35.81	33.99	-.32	+23.5
TelData45	N	TDI	1.66	7.3		26.34	21.97	5	22.54	35	23.33	22.51	-.04	-11.8
TelData 61	N	TDA	1.47	7.4		25.42	19.13	16	19.90	65	20.96	19.55	-.22	-20.1
TelData60	N	TDJ	1.75	7.2		25.81	23.73	18	24.37	74	24.90	23.92	+.62	-3.6
▼TelData59	N	TDE	1.72	7.5		25.99	22.50	31	22.84	96	23.51	22.50	-.72	-9.8
▼Teligent h	**Q**	**TLGT**				**4.52**	**1.35**	**557**	**1.80**	**2896**	**1.89**	**1.35**	**+.19**	**-50.4**
Tellurian rs	Q	TELL				12.45	6.32	1667	6.88	7247	7.27	6.50	+.08	-29.4
Telus gs	N	TU	1.75			38.20	33.64	276	34.84	1852	35.40	34.61	-.64	-8.0
TmpDrgn	N	TDF	4.00e	2.9		24.65	16.45	44	17.02	381	17.79	16.98	+.25	-20.9
TmpEMF	N	EMF	1.28e	2.4		18.00	12.89	76	12.99	323	13.95	12.93	-.02	-20.8
▼TmpEMI	N	TEI	.80a	8.5		11.98	9.45	144	9.40	891	9.59	9.38	-.09	-15.8
TmpGlb	N	GIM	.30	5.0		6.59	5.97	543	6.03	2016	6.14	6.02	-.06	-6.7
TempurSly	N	TPX			13	65.73	41.10	974	46.70	5781	52.99	46.43	-3.21	-25.5

Name	Exch. Market	Symbol	Div	Yield	PE	52-week High	52-week Low	Vol 1000s	Friday Last	Vol 1000s	Weekly High	Weekly Low	Chg	YTD % Chg
▼Tenable n	Q	TENB				39.38	25.47	129	25.75	815	28.75	25.22	-2.52	-14.9
▼Tenaris	N	TS	.69e	3.1		40.64	22.51	1504	22.21	12840	23.44	22.13	-.64	-30.3
▼TenaxTh rs	**Q**	**TENX**				**12.63**	**1.03**	**915**	**1.19**	**3568**	**1.68**	**1.03**	**-.20**	**-87.9**
TenetHlth	N	THC				39.74	13.33	1829	21.24	6037	24.27	21.09	-2.08	+40.1
Tengsco	A	TGC				2.47	.59	19	.97	58	1.04	.95	-.04	+21.3
▼Tennant	N	TNC	.88f	1.6		86.03	54.19	78	54.43	483	57.58	53.66	-1.12	-25.1
▼Tenneco	N	TEN	1.00	3.6	5	65.59	27.99	956	27.82	4574	30.50	27.50	-2.34	-52.5
TVA 28	N	TVC	.96	3.9		25.72	23.29	10	24.83	45	24.90	24.45	+.38	-1.1
TVA 29	N	TVE	.84	3.5		26.98	23.22	8	24.17	34	24.39	24.13	+.06	-3.3
TenzingA n	Q	TZAC				10.50	9.65	0	9.75	261	9.90	9.75	-.06	+.4
TenzAcq un	Q	TZACU				10.44	9.75	0	10.06	4	10.06	10.05		+.3
Teradata	N	TDC			23	44.27	33.63	1258	37.42	7079	38.44	36.30	+.64	-2.7
Teradyn	Q	TER	.36	1.1	25	50.68	30.22	1652	32.51	9085	34.18	32.20	-.10	-22.4
▼Terex	N	TEX	.40	1.4	25	50.17	27.97	1185	28.22	6995	29.75	27.88	-.13	-41.5
Ternium	N	TX	1.10e	3.9	9	42.43	25.52	243	28.33	2282	29.31	27.49	-.86	-10.3
TerraNitro	N	TNH	5.15e	6.1	10	88.17	77.28		83.96					+5.2
TerrFmP lf	Q	TERP	.76	6.6		12.18	9.90	629	11.50	2862	11.69	11.32	+.08	-3.8
TerrenoRlt	N	TRNO	.96f	2.5	38	39.62	31.56	377	37.65	1856	38.99	37.46	-.99	+7.4
TerritBcp	Q	TBNK	.88a	3.3	14	32.15	24.96	25	26.86	94	28.05	26.82	-.29	-13.0
Tesaro	Q	TSRO				85.00	23.41	4818	73.69	21400	74.55	73.59	-.26	-11.1
Tesla Inc	Q	TSLA				387.46	244.59	6326	365.71	31856	377.87	353.12	+7.75	+17.5
TetraTc	Q	TTEK	.48	.9	23	72.56	44.65	350	54.56	1934	56.11	52.82	-.03	+13.3
▼TetraTech	**N**	**TTI**				**5.11**	**1.83**	**1500**	**1.78**	**7547**	**2.03**	**1.77**	**-.25**	**-58.3**
▼Tetraphase	Q	TTPH				6.90	1.55	541	1.51	2296	1.71	1.49	-.14	-76.0
TeucrCorn	N	CORN				18.60	15.39	20	16.41	135	16.53	16.31	-.04	-2.1
TeucrSug	N	CANE				9.94	6.46	14	7.42	87	7.50	7.27	-.10	-24.1
TeucrWht	N	WEAT				7.33	5.80	112	6.21	467	6.28	6.07	-.01	+3.5
TeucrSoyb	N	SOYB				19.47	15.26	49	16.48	324	16.94	16.47	-.27	-7.8
TeucrmAgs	N	TAGS				25.70	20.04		20.82	5	20.74	20.57	+.36	-5.8
TevaPhrm	N	TEVA	.73e	4.0	11	25.96	15.33	9476	18.46	69731	19.34	17.83	-.95	-2.6
TexCapB 42	Q	TCBIL	1.63	6.5		26.26	24.71	2	24.99	19	25.00	24.75	+.12	-1.1
TexCapB pf	Q	TCBIP	1.63	6.5		25.67	24.46	2	24.82	23	24.99	24.67	+.07	-2.9
▼TxCapBsh	Q	TCBI			10	103.05	52.60	573	51.72	3394	56.52	51.52	-3.75	-41.8
TxCapB wt	Q	TCBIW							68.26					
TexInst	Q	TXN	3.08f	3.3	24	120.75	87.90	5820	94.26	30509	97.37	91.97	+1.88	-9.7
TexPacLd	N	TPL	.29f	.1	94	877.97	391.79	17	536.54	126	569.30	528.00	-32.01	+20.1
TexRdhse	Q	TXRH	1.00	1.6	34	75.24	50.42	401	62.08	2662	64.37	61.36	-1.43	+17.8
▼Textainer	N	TGH	.96	9.8	10	26.50	9.88	123	9.75	572	10.66	9.71	-.73	-54.7
▼Textron	N	TXT	.08	.2	27	72.87	49.83	2959	49.47	10381	53.12	49.19	-1.73	-12.6
The9Ltd rs	Q	NCTY				8.13	.83	28	1.32	323	1.44	1.25	+.06	-31.3
▼TherapMD	**Q**	**TXMD**				**7.66**	**4.03**	**4198**	**3.87**	**16592**	**4.61**	**3.85**	**-.66**	**-35.9**
TherpxBio n	**Q**	**TRPX**				**9.30**	**3.00**	**79**	**4.62**	**256**	**5.30**	**4.47**	**-.63**	**-13.5**
TheravBio	Q	TBPH				35.48	21.27	286	26.41	1524	29.45	25.83	-.37	-5.3
ThermoFis	N	TMO	.68	.3	29	253.91	187.18	1752	234.19	8227	245.37	231.56	-1.50	+23.3
Thermon	N	THR			44	27.95	20.49	56	21.55	442	22.55	21.47	-.62	-9.0
TheStreet	Q	TST	.10	4.9	4	2.50	1.21	67	2.05	2108	2.19	1.96	+.03	+41.4
▼ThirdPtRe	N	TPRE			25	15.45	9.60	438	9.66	3120	10.23	9.60	-.15	-34.1
▼1347PrpIns	**Q**	**PIH**			**44**	**8.25**	**4.52**	**17**	**4.41**	**65**	**4.86**	**4.40**	**-.50**	**-39.2**
▼1347Prln pf	Q	PIHPP	2.00	8.5		28.00	22.55	0	23.60	9	24.30	22.55	-.40	-3.3
ThomsonR	N	TRI	1.38	2.7	22	51.75	36.52	859	51.19	4047	51.69	49.91	+.70	+17.4
▼Thor Inds	**N**	**THO**	**1.56**	**2.9**	**9**	**161.48**	**53.75**	**973**	**53.92**	**6061**	**61.99**	**53.50**	**-7.80**	**-64.2**
3D Sys	N	DDD				21.78	8.53	1454	10.63	6927	11.83	10.60	-.94	+23.0
3M Co	N	MMM	5.44	2.8	27	259.77	181.98	2470	196.10	10383	202.62	193.64	-2.14	-16.7
▲▼360 Fin n	Q	QFIN						597	16.50	597	17.53	16.50		
3PEA Int n	Q	TPNL				5.33	2.63	29	3.59	201	3.65	3.50	-.03	-1.6
ThundBr n	Q	TBRG				9.88	9.60		9.83	242	9.83	9.78	-.02	+1.9
▲ThundBr un	Q	TBRGU				10.22	9.97		10.17	25	10.22	10.01	-.02	+1.2
TiberAcq n	Q	TIBR				9.80	9.50	0	9.77	56	9.80	9.75	-.01	+2.1
TiberAc un	Q	TIBRU				10.28	10.00		10.05	1	10.25	10.05	-.20	+.3
▼Tidwtr	N	TDW	1.00	4.6		36.09	21.12	215	21.94	1173	23.36	21.12	-.98	-10.1
TierREIT n	N	TIER	.72	3.3	73	24.98	17.04	302	22.02	1379	23.30	21.78	-1.10	+8.0
▼Tiffany	N	TIF	2.20	2.7	23	141.64	83.44	2216	82.66	10066	87.12	82.01	-3.36	-20.5
TigerShs ef	Q	TTTN				25.72	22.50	1	24.44	7	25.09	23.83	+.38	-4.5
TileShop	Q	TTS	.20		30	10.50	5.15	302	5.34	2416	5.86	5.27	-.32	-44.4
▼Tillys	N	TLYS			26	25.46	10.44	623	10.84	3461	11.75	10.44	-.63	-26.6
Tilray n	**Q**	**TLRY**				**300.00**	**20.10**	**1871**	**75.13**	**10238**	**102.47**	**70.89**	**-25.12**	**+235.6**
▼TmbrIndBc	Q	TSBK	.52a	2.2	12	39.45	22.08	12	23.99	84	25.75	22.08	-1.40	-9.6
Timken	N	TKR	1.12	3.0	15	55.65	34.90	478	37.86	4267	39.32	36.41	+.36	-23.0
▼TimknSteel	N	TMST				20.24	9.78	359	9.65	1773	10.49	9.55	-.60	-36.5
▼Tiptree	Q	TIPT	.14	2.7	44	7.10	5.13	12	5.28	77	5.52	5.13	+.09	-11.3
▼Titan Intl	N	TWI	.02	.4		14.53	5.22	297	5.18	1391	5.79	5.13	-.56	-59.8
TitanMach	Q	TITN				25.09	13.28	128	15.28	762	16.61	15.20	-.77	-27.8
TitanPh rs	Q	TTNP				1.55	.17	1696	.27	8181	.29	.26	-.01	-79.5
▼TivityHlth	**Q**	**TVTY**			**14**	**44.35**	**25.93**	**1203**	**26.59**	**23935**	**33.37**	**25.93**	**-14.02**	**-27.3**
Tivo Cp	Q	TIVO	.72	7.4	75	16.20	9.43	372	9.79	3995	10.60	9.71	+.04	-37.2
TizianaLf n	Q	TLSA				12.17	6.61	14	8.00	25	8.88	6.99		-4.2
Tocagen n	**Q**	**TOCA**				**15.80**	**7.52**	**864**	**9.13**	**5207**	**14.36**	**9.00**	**-3.79**	**-10.9**
TollBros	N	TOL	.44	1.4	7	52.73	28.68	2374	32.22	14846	33.53	31.84	-.92	-32.9
Tompkins	A	TMP	2.00	2.7	17	91.99	70.00	25	74.22	128	77.75	73.50	-1.49	-8.8
▼TonixP hrs	Q	TNXP				51.10	2.64	246	2.81	1838	2.93	2.64	-.13	-91.9
TootsieR	N	TR	.36b	1.1	31	36.76	27.45	105	33.79	625	33.98	32.67	-.23	-4.4
TopImage	**Q**	**TISA**				**1.53**	**.52**	**35**	**.60**	**112**	**.82**	**.57**	**-.20**	**-47.4**
TopBuild n	N	BLD			19	87.21	42.18	190	45.40	1442	48.55	45.13	-1.77	-40.1
▼TorchIght	Q	TRCH				1.48	.63	180	.64	713	.72	.63	-.01	-52.2
▼Torchmark	N	TMK	.64	.8	6	93.60	77.37	845	77.14	4163	80.28	76.89	-3.11	-15.0
Trchmk pfC	N	TMKpC				27.27	24.51	21	24.98	114	25.20	24.75		-6.7
Toro Co s	N	TTC	.90f	1.6	23	67.81	53.80	588	57.73	2895	59.33	57.33	-.80	-11.5
▼TorDBk gs	N	TD	2.68		9	75.46	51.77	1630	52.00	8285	52.72	51.73	-.49	-11.2
MonTNAPpl	N	TPYP	.45p			24.70	20.22	155	21.60	1273	22.03	21.05	-.13	-7.5
TortWat n	N	TBLU				30.84	25.69	1	26.42	6	27.09	26.18	-.17	-11.4
▼TortEnInd	N	NDP	1.75	21.6		14.48	8.18	145	8.10	620	8.72	8.02	-.62	-39.0
▼TortEnInf	N	TYG	2.62	12.4		32.40	21.23	710	21.20	3284	22.16	21.06	-.78	-27.1
▼TortMLP	N	NTG	1.69	13.2		21.09	12.81	742	12.77	3111	13.26	12.74	-.43	-27.3
▼TortPplE	N	TTP	1.63m	11.7		20.21	13.57	80	13.94	349	14.25	13.57	-.08	-25.9
TortPw&E	N	TPZ	1.65	9.5		21.51	16.68	29	17.31	159	17.80	17.12	-.33	-16.0
Total SA	N	TOT	2.71e	5.0		65.69	53.37	1056	54.36	6807	55.68	53.53	+.76	-1.7
TotalSys	N	TSS	.52	.6	21	100.39	74.99	1270	84.63	6682	87.57	83.83	-.26	+7.0
TottenAc un	Q	TOTAU				11.51	10.00		10.03	0	10.03	10.03	-.42	-1.0
▼ToughBlt n	**Q**	**TBLT**				**4.50**	**2.06**	**39**	**1.54**	**302**	**3.17**	**1.53**	**-1.46**	**-52.6**
ToughB un	Q	TBLTU				5.05	4.14	2	4.24	20	4.58	4.24	-.22	-12.0
TowerIntl	N	TOWR	.52f	2.1	11	36.65	24.02	76	24.81	471	26.22	24.64	-1.07	-18.8
TowerSemi	Q	TSEM			8	36.08	13.78	247	14.98	2865	15.86	14.82	-.76	-56.0
TownSprts	Q	CLUB				14.85	5.45	99	6.15	596	6.93	5.59	-.51	+10.8
▼TowneBank	Q	TOWN	.64	2.5		33.85	25.31	136	25.23	630	26.43	25.21	-.80	-18.0
▼TownsqMda	Q	TSQ	.30	5.5	7	9.79	5.33	14	5.47	138	5.89	5.33	-.42	-28.8
Toyota	N	TM				140.99	114.14	132	120.10	1164	122.90	119.56	+.13	-5.6
▼TraconPh n	Q	TCON				3.60	1.03	267	1.03	880	1.24	1.02	-.10	-69.3
TractSupp	Q	TSCO	1.24	1.4	26	97.65	58.27	1488	89.19	6336	93.63	87.70	+.40	+19.3
TradDsk A n	Q	TTD				161.50	40.70	1019	136.53	5210	148.00	129.59	+2.96	+198.6
TrnWEnt	**Q**	**TWMC**			**2**	**2.00**	**.65**	**26**	**.69**	**140**	**.97**	**.65**	**-.29**	**-62.5**
▼TransAct	Q	TACT	.36	3.9	18	15.95	9.05	52	9.21	167	11.05	9.04	-.22	-30.5
TrCda g	N	TRP	2.76	6.9	15	49.89	37.24	1691	40.04	9419	40.88	38.96	-.22	-17.7
TransEntx	A	TRXC				6.98	1.27	2673	2.90	11321	3.16	2.86	-.12	+50.3
TransUn n	N	TRU	.30	.5	24	79.48	53.11	1400	58.95	5329	62.53	58.87	-1.58	+7.3
Trnsalta g	N	TAC	.23			6.15	4.75	39	5.19	144	5.32	5.09	-.11	-12.8
TrnsatlPet	A	TAT				2.18	.65	48	1.04	315	1.08	1.00	+.04	-25.2
Transcat	Q	TRNS			25	25.35	12.75	18	19.35	67	21.75	17.56	-1.15	+35.8
TrnsRty	N	TCI	.20p			52.00	23.90	0	31.59	8	33.11	30.73	-1.45	+.9
TransDigm	N	TDG	24.00		23	377.67	265.29	278	346.80	1501	357.95	336.96	+3.42	+26.3
TransGlb	**Q**	**TGA**	**.14**	**7.9**		**4.13**	**1.21**	**77**	**1.78**	**909**	**1.98**	**1.77**	**-.22**	**+23.7**
TranslBio n	Q	TBIO			8	16.60	5.00	75	8.19	356	10.33	7.95	-.34	-28.9
TrnsMont	N	TLP	3.22f	7.9	17	42.85	33.98	41	41.00	765	41.07	40.93	-.06	+3.9
▼Transocn	N	RIG				14.47	7.82	24187	7.56	94677	8.49	7.51	-.74	-29.2
TrGasSur	N	TGS				24.22	10.72	471	15.43	849	16.28	14.86	-.84	-30.6
TravelCtrs	**Q**	**TA**				**6.10**	**3.05**	**162**	**3.97**	**826**	**4.52**	**3.96**	**-.55**	**-3.2**
TravCtrs 28	Q	TANNI	2.06	8.3		26.85	22.17	1	24.84	69	24.95	24.41	+.42	-1.6
TravelC 29	Q	TANNL	2.00	8.3		25.27	22.74	7	24.03	55	24.10	23.42	+.03	-4.7
Travelct 30	Q	TANNZ	2.00	8.2		25.55	21.60	2	24.40	36	24.60	23.63	+.40	-2.4
Travelers	N	TRV	3.08f	2.6	16	150.55	119.67	2098	120.55	8673	124.42	119.95	-3.01	-11.1
Travelport	N	TVPT	.30	1.9		20.30	12.10	3256	15.69	44574	15.98	15.61	+.29	+20.0
Travelzoo	Q	TZOO			29	21.15	5.90	52	7.95	302	9.12	7.88	-.84	+23.3
TrecoraRs	N	TREC			14	15.60	7.94	42	8.21	452	8.57	8.05	-.17	-39.2
▼Tredgar	N	TG	.44	2.9	20	26.50	15.28	141	15.12	569	16.59	15.09	-.74	-21.3
TreeHseF	N	THS			17	55.60	36.35	560	54.01	5641	55.09	47.85	+3.89	+9.2
▼TrmntMtg n	Q	TRMT				15.75	9.86	4	9.98	40	10.08	9.86	-.15	-32.1
Trevena	Q	TRVN				3.58	.55	1488	.58	4308	.67	.57	-.05	-63.7
Trex s	N	TREX			40	90.74	50.72	532	58.91	2774	64.01	58.56	-3.80	
TriPointe	N	TPH			9	19.55	10.55	1283	11.22	8143	12.39	11.17	-.94	-37.4
▼TriContl	N	TY	1.02e	4.1		28.32	25.07	100	24.68	339	25.75	24.53	-.93	-8.4
TriCntl pf	N	TYp	2.50	4.9		52.95	48.56		51.35	1	51.61	51.35	-.05	+1.9
▲TribMda A	N	TRCO	1.00	2.2	21	45.49	31.61	1473	45.36	12591	45.49	44.99	+.37	+6.8
▼TribPubl	Q	TPCO			88	24.74	13.13	181	13.24	889	14.52	12.82	-.69	-24.7
Tricida n	Q	TCDA			45	40.10	21.87	82	31.83	519	33.73	28.55	+1.96	+22.4
TriCoBsh	Q	TCBK	.76f	2.2	20	41.80	33.35	120	35.26	429	36.97	35.19	-.97	-6.9
▲TridntAcq n	Q	TDAC				9.98	9.72		9.98	108	9.98	9.93	+.04	+2.4
TridntAcq un	Q	TDACU				10.25	10.00	2	10.20	8	10.20	10.10		+1.7
▼TrilliumTh	Q	TRIL				11.50	1.71	492	1.86	1669	2.21	1.51	-.17	-74.3
TrilogyMtl	**A**	**TMQ**				**2.34**	**.69**	**386**	**1.84**	**1184**	**2.20**	**1.84**	**-.38**	**+68.8**
TriMas h	Q	TRS			20	31.80	22.70	137	27.27	730	28.28	26.83	+.13	+1.9
Trimble	Q	TRMB			40	45.70	32.01	1332	34.59	6517	36.51	34.22	-.90	-14.9
TrimShrk n	N	TTAC				38.86	32.16	30	32.45	107	33.76	32.35	-.57	-3.8
TrimAllC n	N	TTAI				29.03	22.68	0	23.08	4	24.22	22.82	+.12	-15.1
TriNetGrp	N	TNET			20	60.15	38.26	251	42.13	1606	43.74	41.51	+.24	-5.0
▼TrinityBio	Q	TRIB	.88	34.0	2	6.54	2.60	88	2.59	271	2.84	2.57	-.15	-49.2
Trinity	N	TRN	.52	2.5	5	28.32	19.36	2590	20.95	11713	22.93	20.92	-1.12	-22.3
TrinMrg n	Q	TMCX				10.00	9.71	105	9.97	722	9.99	9.92	+.01	+2.2
TrinMrg un	Q	TMCXU				10.30	10.00	4	10.24	10	10.29	10.21	-.04	+2.3
▼TrinityPlce	A	TPHS				7.45	4.50	14	4.50	142	4.92	4.48	-.39	-35.3
Trinseo SA	N	TSE	1.60	3.5	5	85.35	44.06	515	45.42	2788	49.47	44.88	-.99	-37.4
▼TrioTch	**A**	**TRT**			**10**	**7.18**	**3.38**	**4**	**3.25**	**21**	**3.71**	**3.25**	**-.52**	**-53.6**
TripAdvis	Q	TRIP			83	69.00	34.00	1508	60.70	10216	64.38	59.99	-.91	+76.1
TriplePtV	N	TPVG	1.44	12.1	7	13.95	11.12	254	11.95	1137	12.53	11.95	-.22	-5.8
▼TripPt22 n	N	TPVY				25.90	24.74	2	24.84	37	25.25	24.54	-.34	-4.0
Triple-S	N	GTS			16	44.01	16.57	120	17.33	677	19.34	16.83	-1.74	-30.3
▼TriStCap	Q	TSC			13	30.10	21.32	160	20.72	785	23.08	20.67	-2.09	-9.9
TriStCap pf	Q	TSCAP	1.69	6.5		26.88	25.55	0	26.04	8	26.42	25.70	-.06	+.5
TritonInt n	N	TRTN	2.08	6.8		42.41	27.76	514	30.62	2644	33.18	30.35	-2.22	-18.2
TriumphBc	Q	TBK			19	44.70	31.11	241	32.95	929	35.67	32.87	-1.82	+4.6
▼TriumphGp	**N**	**TGI**	**.16**	**1.2**	**3**	**30.05**	**13.08**	**679**	**13.23**	**3696**	**15.22**	**12.85**	**-1.81**	**-51.4**
Trivago n	Q	TRVG				10.05	4.01	214	6.25	1472	6.35	5.58	+.45	-8.6
Tronox	N	TROX	.18	2.4	11	22.15	6.46	1556	7.49	13914	8.10	7.02	+.19	-63.5
▼Trovagn rsh	**Q**	**TROV**				**6.24**	**.62**	**282**	**.62**	**1387**	**.73**	**.60**	**-.08**	**-83.2**
TrueBlue	N	TBI			14	29.85	22.34	188	23.43	990	24.99	23.29	-.71	-14.8
TrueCar	Q	TRUE				14.55	8.75	317	9.80	2149	10.28	9.46	+.06	-12.5
TruettHrst	Q	THST				3.19	1.26	2	1.92	6	2.06	1.91	-.13	-7.2
Trupanion	Q	TRUP				46.70	22.55	406	24.19	1462	27.88	24.05	-2.44	-17.4
▼TrstNY	Q	TRST	.27	3.8	12	9.50	6.98	273	7.06	2289	7.33	6.95	-.17	-23.3
Trustmk	Q	TRMK	.92	3.2	14	36.32	28.56	443	29.03	2782	30.85	28.94	-1.80	-8.9
Tsakos	N	TNP	.20	6.2		4.15	3.00	153	3.23	639	3.35	3.16	-.06	-17.4
TsakE pfB	N	TNPpB	2.00	8.1		25.57	23.45	6	24.75	25	24.88	24.43	+.25	-2.1
Tsakos pfC	N	TNPpC	2.22	9.2		25.99	23.71	3	24.12	26	24.75	24.04	-.28	-5.4
▼Tsakos pfD	N	TNPpD	2.19	10.8		26.65	19.18	7	20.35	68	21.69	19.18	-.59	-17.8
▼TsaksE p E	**N**	**TNPpE**				**25.80**	**20.16**	**15**	**20.28**	**153**	**22.60**	**20.16**	**-2.33**	**-19.6**
▼T2 Biosys	Q	TTOO				9.98	3.76	322	3.92	1401	4.25	3.76	-.25	-4.9
Tuanche n	Q	TC				7.93	6.44	34	6.90	356	7.09	6.81	+.01	-11.9
Tucows grs	**Q**	**TCX**			**49**	**71.75**	**49.69**	**125**	**63.61**	**538**	**65.07**	**57.00**	**+5.86**	**-9.2**
▼TuesMrn	Q	TUES				4.10	2.12	125	2.14	1045	2.40	2.11	-.21	-22.2
Tuniu	**Q**	**TOUR**				**8.85**	**4.77**	**591**	**5.15**	**948**	**6.28**	**5.11**	**-.86**	**-32.9**
Tuppwre	N	TUP	2.72	7.7		66.26	29.82	551	35.47	2698	36.40	33.55	+.50	-43.4
Turkcell	N	TKC				11.29	3.93	777	5.55	3847	5.90	5.47	-.12	-45.6
TurnPtBr n	N	TPB	.16	.6		47.00	17.16	69	28.66	427	30.67	28.45	-.04	+35.6
TurqHillRs	N	TRQ			15	3.59	1.59	5063	1.68	23386	1.79	1.62	-.06	-51.0
TurtleBc rs	Q	HEAR				34.50	1.64	548	16.49	3367	18.11	15.78	-.40	+810.0
TutorPerini	N	TPC			9	28.30	14.92	351	16.72	2210	18.01	16.54	-.52	-34.0
TwlSeas n	Q	TWLV				9.94	9.50		9.80	2	9.80	9.78	+.02	+2.8
TwlSeas un	Q	TWLVU				10.35	10.18	0	10.25	8	10.32	10.24	-.07	+.4
TwlSeas rt	Q	TWLVR				.45	.29	44	.35	66	.35	.30		
21stCFoxA	Q	FOXA	.36	.7	21	50.15	32.35	10875	49.06	54298	49.66	48.90	-.20	+42.1
21stCFoxB	Q	FOX	.36	.7	21	49.65	32.06	6817	48.80	29188	49.37	48.68	-.19	+43.0
21Vianet	Q	VNET			36	11.98	5.01	307	9.47	1665	9.61	8.95	+.08	+18.7
22ndCentry	A	XXII				4.44	1.92	1748	2.59	6974	2.99	2.53	-.21	-7.5
▲Twilio n	N	TWLO				100.47	23.25	5061	91.62	23742	100.47	87.72	+2.29	+288.2
▼TwinDisc lf	Q	TWIN	.36	2.3	18	31.95	15.23	18	15.53	146	16.05	15.23	-.28	-41.6
TwistBio n	**Q**	**TWST**				**34.46**	**12.38**	**79**	**20.64**	**1162**	**30.11**	**20.49**	**-7.91**	**+47.4**
Twitter	N	TWTR				47.79	21.10	19225	35.87	127786	37.13	32.26	+3.04	+49.4
TwoHrb pfA	N	TWOpA	2.03	7.9		27.75	25.29	10	25.80	41	25.97	25.68	-.07	-5.4
TwoHrb pfB	N	TWOpB	1.91	7.7		26.47	24.37	17	24.66	106	24.88	24.50	-.08	-6.1
TwoHrbl rs	N	TWO	1.88	13.2	6	16.83	13.85	927	14.19	8882	14.44	14.13	-.24	-12.7
TwoHrln pfC	N	TWOpC				25.38	23.26	13	24.03	296	24.35	23.96	-.15	-4.2
▼TwoRvrBc	Q	TRCB	.22	1.5	17	19.90	14.25	5	14.40	69	16.20	14.25	-.85	-20.6
2U	Q	TWOU				98.58	47.83	933	55.39	4531	60.29	54.60	-1.31	-14.1
TylerTech	N	TYL			44	252.47	176.36	307	186.28	1165	190.34	182.00	+4.00	+5.2
TymeTch n	Q	TYME				8.30	1.93	885	3.86	4255	4.64	3.40	+.08	-39.5
▼Tyson	N	TSN	1.20	2.2	10	83.83	54.48	2511	55.30	15845	56.74	54.48	-.91	-31.8

Continued on **next page**

NYSE, NYSE American and Nasdaq Exchanges

Continued from **previous page**

- U -

Name	Exch. Market	Symbol	Div	Yield	PE	52-week High	52-week Low	Vol 1000s	Friday Last	Vol 1000s	Weekly High	Weekly Low	Chg	YTD % Chg
:US AutoPts	Q	PRTS			2	2.74	.99	138	1.19	365	1.37	1.19	-.07	-52.8
US Concrte	Q	USCR			33	86.35	27.68	545	33.73	2240	39.68	32.56	-3.88	-59.7
US Gld rs	Q	USAU	.21e			3.27	.87	31	.93	188	1.00	.90	-.05	-42.9
US WellS n	Q	USWS				11.12	6.91	8	7.46	251	8.10	6.97	-.03	-23.6
UBS 3xLCr	N	WTIU				47.60	11.98	57	13.01	273	14.41	12.55	-1.00	-44.7
UBS 3xInvC	N	WTID				18.89	5.10	47	14.21	105	14.89	12.82	+.80	-7.1
VelDlyIn n	N	EXIV				61.00	23.18	2	23.82	25	25.30	23.32	-.82	-50.8
VelLngVS n	N	EVIX				18.13	8.23		10.93	9	11.28	10.64	+.10	-8.8
▼UBS FILCG	N	FBGX				303.85	180.02	3	219.56	27	237.40	180.02	-4.33	-3.4
UBS2xSPDiv	N	SDYL	3.40e	4.3		92.80	59.18	2	78.96	3	81.87	78.96	-3.42	-7.6
▼UBS Grp	N	UBS	.69e	5.6		20.89	12.21	3091	12.37	20612	12.84	12.21	-.20	-32.7
UDR	N	UDR	1.29	3.1	49	42.98	32.88	1720	42.01	10033	42.89	41.18	-.42	+9.1
UFP Tch	Q	UFPT			14	39.98	26.03	18	33.16	75	35.82	32.00	+.20	+19.3
UGI Corp	N	UGI	1.04	1.8	12	59.31	42.51	1453	57.27	4860	59.17	56.98	-1.43	+22.0
UMB Fn	Q	UMBF	1.20f	1.9	15	82.14	57.00	203	61.64	1609	64.60	61.25	-2.31	-14.3
UMH Prop	N	UMH	.72	5.5	18	16.69	11.38	195	13.04	939	13.15	12.71	-.01	-12.5
UMH pfB	N	UMHpB	2.00	7.8		27.98	25.42	2	25.57	10	25.72	25.57	-.07	-6.4
UMH pfC	N	UMHpC	1.69	7.3		27.65	22.29	19	23.19	50	23.27	22.60	+.49	-14.6
UQM Tech	A	UQM				1.60	.89	59	.96	464	1.02	.90	-.04	-30.9
USEcology	Q	ECOL	.72	1.1	33	77.15	44.90	150	65.35	548	67.14	62.03	+1.48	+28.1
US FdsHl n	N	USFD			22	40.92	27.51	2243	31.81	11482	32.28	31.47	-.02	-.4
US Geoth rs	A	HTM				5.50	3.11		5.45					+58.0
▼USGlobInv	Q	GROW	.03	2.9		7.49	1.03	49	1.05	409	1.14	1.02	-.08	-73.1
USPhysTh	N	USPH	.92	.8	51	129.65	70.10	164	109.27	483	117.47	108.15	-2.36	+51.3
▼US Silica	N	SLCA	.25	2.2	11	38.70	11.14	2777	11.31	13984	13.04	11.02	-1.69	-65.3
USA Cmp	N	USAC	2.10	14.5		19.33	12.90	324	14.50	1639	14.74	14.30	-.28	-12.3
USA Tc pf	Q	USATP				27.82	16.04		18.00	1	18.11	17.65	-1.05	-28.4
▼USA Tch lf	Q	USAT				16.83	3.94	955	3.74	3964	4.30	3.65	-.48	-61.6
▼USA Trk	Q	USAK			89	29.15	15.00	72	15.11	362	17.05	14.91	-1.43	-16.7
▼Usaa USA Vl	N	ULVM				55.24	46.69	7	46.79	28	48.34	46.69	-.76	-10.0
Usaa SCVal	N	USVM				57.34	47.00	8	47.72	23	49.57	47.83	-1.12	-5.9
▼USAA IntlVl	N	UIVM				55.54	41.91	4	42.55	19	43.22	41.91	-.11	-17.3
Usaa EMVl	N	UEVM				56.13	40.85	9	42.57	25	43.07	42.11	+.15	-17.1
Usaa STrBd	N	USTB				54.88	49.24	1	49.47	7	49.48	49.38	+.02	-1.2
Usaa IntBd	N	UITB				50.30	47.58	10	47.90	82	48.00	47.80	-.04	-4.6
USANA s	N	USNA			28	137.95	69.55	89	120.75	598	125.61	118.62	+.66	+63.1
USCF Oil n	N	USOU				92.51	22.95	79	24.58	343	27.71	23.99	-2.15	-42.8
USCF ShOil	N	USOD				13.91	3.63	32	10.25	191	10.66	9.12	+.65	-9.4
▼USCF shpei	N	BUY				28.76	22.56		22.45	5	23.27	22.56	-1.03	-11.4
▼USCF shpen	N	BUYN				28.15	21.52		21.43	0	21.52	21.52	-.55	-17.3
USD Ptrs	N	USDP	1.43f	13.6		12.00	9.15	41	10.50	224	10.70	10.23	-.12	-6.7
USG	N	USG			24	43.47	32.09	729	43.03	4050	43.14	43.00	-.01	+11.6
▼UTStarcm	Q	UTSI			17	6.51	2.78	28	2.85	169	2.99	2.78	-.12	-49.4
▲Ubiquiti	Q	UBNT	.50e	.5	28	115.44	49.40	288	108.64	1603	115.44	104.65	+2.16	+53.0
UltaBeauty	Q	ULTA			26	322.49	191.70	910	246.85	6793	257.49	242.74	-7.62	+10.4
UltimSoft	Q	ULTI				332.44	207.02	158	250.69	1017	262.54	247.33	+.50	+14.9
▼UltraClean	Q	UCTT			5	27.20	8.15	604	8.05	2813	8.99	8.05	-.80	-65.1
UltPetro n	Q	UPL				10.18	.82	3537	.90	18394	1.18	.88	-.17	-90.1
Ultragenyx	Q	RARE				90.98	41.67	557	46.01	2784	48.78	45.01	-.65	-.8
Ultralife	Q	ULBI			19	10.95	6.00	16	7.25	154	7.26	6.75	+.40	+10.7
Ultrapar	N	UGP	.55e	4.3		26.48	8.86	562	12.62	3648	13.02	11.93	+.40	-44.5
▼Umpqua	Q	UMPQ	.84	4.9	13	24.89	17.20	1910	17.15	8100	17.95	17.10	-.68	-17.5
UndrArm s	N	UAA			33	24.96	12.50	8339	18.99	52867	23.59	18.33	-4.46	+31.6
UnAr C wi	N	UA				23.28	11.41	4255	17.73	26954	22.18	17.32	-4.34	+33.1
UniQure	Q	QURE				43.23	16.50	278	28.14	1089	30.38	27.67	-1.81	+43.6
UnicoA	Q	UNAM				9.60	5.50		5.92	163	6.45	5.82	-.56	-30.8
Unifi	N	UFI			11	38.65	22.78	50	23.36	295	24.82	23.20	-1.43	-34.9
▼UniFirst	N	UNF	.45f	.3	18	193.05	138.13	69	139.93	411	144.74	138.13	-2.70	-15.1
UnilevNV	N	UN	1.43e	2.6		58.72	51.56	975	55.64	7376	56.76	54.79	+.15	-1.2
Unilever	N	UL	1.48e	2.7		58.07	50.74	1134	54.00	6055	55.06	53.15	-.04	-2.4
▼UnionBkVA	Q	UBSH	.92	3.1	17	42.74	30.70	454	29.74	1784	33.07	29.66	-2.53	-17.8
UnionBkVT	Q	UNB	1.20	2.6	22	55.00	41.40	2	46.01	14	46.01	45.01	+.56	-13.1
UnionPac	N	UNP	3.20	2.2	10	165.63	121.22	4506	142.57	24447	151.15	141.86	-4.88	+6.3
▼UniqueF n	A	UFAB	.60	12.0	7	9.70	4.30	25	4.99	154	5.89	4.30	-.78	-32.8
Unisys	N	UIS				20.95	7.80	793	11.76	4806	13.23	11.69	-.99	+44.3
Unit	N	UNT			9	29.06	16.17	312	17.59	1547	19.49	17.46	-1.30	-20.0
UnBnOH	Q	UBCP	.52	4.4	14	14.00	11.46	3	11.80	12	12.32	11.60	-.11	-10.9
UtdBOH	Q	UBOH	.48	2.2	12	24.00	20.35	2	21.55	13	22.69	21.50	-.95	-2.9
UBSI	Q	UBSI	1.36	4.3	19	39.95	31.01	428	31.61	2430	33.90	31.53	-1.97	-9.0
▼UtdCmBks	Q	UCBI	.64f	2.9	13	34.18	22.60	344	22.23	2185	23.86	21.81	-1.45	-21.0
▼UCmntyFn	Q	UCFC	.28	3.2	15	11.98	8.71	117	8.87	561	9.01	8.71	-.06	-2.8
UtdContl	Q	UAL			13	97.85	56.51	2649	87.74	16209	90.30	86.23	-.49	+30.2
▼UtdFnBcp	Q	UBNK	.48	3.1	14	18.55	14.26	335	15.37	921	16.18	14.26	-.65	-12.9
UtdFire	Q	UFCS	1.24	2.3	19	61.56	38.95	69	52.99	319	54.26	51.38	-1.12	+16.3
UtdInsur	Q	UIHC	.24	1.4		22.43	16.20	89	17.48	429	18.60	17.45	-.85	+1.3
UtdMicro	N	UMC	.09e	5.0		3.14	1.64	594	1.80	4425	1.83	1.74	+.04	-24.7
▼UtdNtrlF	Q	UNFI			3	52.55	11.51	3749	10.94	20661	14.94	10.88	-3.94	-77.8
▼UPS B	N	UPS	3.64	3.7	17	135.53	99.75	4529	98.66	19528	106.40	97.54	-6.66	-17.2
▼UtdRentals	N	URI			6	190.74	99.50	1833	105.80	11122	112.90	99.50	+1.86	-38.5
USecBcCA	Q	UBFO	.40f	4.2	21	11.65	9.19	9	9.58	121	10.46	9.58	-.32	-12.9
▲USNatGas	N	UNL				11.84	8.54	21	11.00	54	11.84	11.00	-.67	+19.8
US12MoOil	N	USL				28.54	19.17	35	19.85	68	20.49	19.53	-.47	-5.1
USAntimny	A	UAMY				1.05	.22	52	.63	291	.70	.56	-.01	+97.2
▼US Bancrp	N	USB	1.20	2.5	13	58.50	48.49	10907	48.75	51230	51.86	48.46	-3.01	-9.0
▼US Bcp pfA	N	USBpA	35.49e	4.5		937.73	806.95	1	793.00	23	846.00	793.00	-54.81	-10.7
US Bcp pfH	N	USBpH	.89e	4.7		24.22	18.20	151	18.90	1112	18.91	18.22	+.40	-16.3
US Bcp pfM	N	USBpM	1.63	6.1		28.99	26.19	180	26.54	813	26.86	26.41	-.16	-6.0
▼US Bcp pfO	N	USBpO	1.29	5.8		26.00	22.25	51	22.27	302	22.59	22.25	-.17	-11.9
US Brent	N	BNO				24.41	16.40	333	17.00	1359	17.51	16.84	-.38	-6.1
US Cellular	N	USM			12	58.44	32.06	158	53.92	982	55.79	52.51	+.15	+43.3
US Cellu60	N	UZA	1.74	7.2		25.80	23.37	40	24.03	101	24.61	23.50	+.46	-4.8
US Cellu 63	N	UZB	1.81	7.1		26.20	24.30	3	25.32	54	25.32	24.42	+.34	-1.6
▼US Cell64	N	UZC	1.81	7.1		26.70	24.03	15	25.33	118	25.33	24.03	+.53	-2.3
USCmdtyFd	N	USCI				45.44	37.41	92	38.61	296	39.04	38.44	-.36	-9.2
US Engy rs	Q	USEG				1.96	.77	1	.81	48	.93	.81	-.09	-46.0
US GasFd	N	UGA				37.15	23.95	16	25.14	113	26.10	24.72	-.67	-21.1
USCoppFd	N	CPER				21.26	16.20	5	17.22	22	17.42	16.93	-.01	-18.2
▼USLime	Q	USLM	.54	.8	22	85.95	69.75	6	70.99	22	73.25	69.75	-2.16	-7.9
US NGas rs	N	UNG				39.87	20.40	5049	30.75	28278	37.76	30.75	-5.77	
US OilFd	N	USO				16.24	10.51	35786	10.82	167363	11.27	10.70	-.29	-9.9
▼USSteel	N	X	.20	1.0	12	47.64	20.16	8213	20.02	35275	21.53	19.84	-1.29	-43.1
UtdTech	N	UTX	2.94f	2.5	19	144.15	115.40	3950	118.80	22742	122.13	116.90	-.65	-6.9
UtdTherap	Q	UTHR			8	152.55	100.57	397	107.89	2198	113.95	106.73	-1.55	-27.1
UtdGrdian	Q	UG	1.05e	6.1	26	20.40	15.51	3	17.29	37	17.76	16.84	+.10	-6.5
UtdhlthGp	N	UNH	3.60	1.4	24	287.94	208.48	3341	265.02	17147	274.56	260.23	-4.16	+20.2
UnitGrp	Q	UNIT	2.40	13.9		23.42	13.94	3037	17.27	15807	19.90	17.11	-2.09	-2.9
UNITIL	N	UTL	1.46	2.8	27	53.07	40.92	33	51.72	204	52.54	50.78	+.31	+13.4
UnityBcp	Q	UNTY	.28	1.4	13	25.50	19.50	7	20.26	39	21.50	20.26	-.97	+2.6
UnityBio n	Q	UBX				24.56	10.33	325	15.91	1665	16.70	13.15	+1.91	-4.4
▼Univar n	N	UNVR			31	31.95	18.33	1100	18.65	8421	19.58	18.33	-.85	-39.8
UnvslCp	N	UVV	3.00	4.9	9	76.98	45.95	156	61.46	640	65.31	61.02	-1.20	+17.1
UnivDisp	Q	OLED	.24	.3	44	209.00	78.75	650	95.06	3927	99.32	93.18	-.26	-44.9
UnvElc	Q	UEIC			14	55.90	26.97	92	27.72	522	32.02	27.70	-3.16	-41.3
UnivFor s	Q	UFPI	.36e	1.4	11	39.41	25.99	345	26.22	1791	27.40	26.14	-.85	-30.3
UnvHR	N	UHT	2.68f	3.9	36	77.81	53.00	34	68.59	166	71.97	68.39	-1.98	-8.7
UnivHlthS	N	UHS	.40	.3	16	139.63	108.62	1396	121.15	5407	133.45	120.34	-5.07	+6.9
Univ Insur	N	UVE	.64a	1.6	11	50.50	25.30	219	39.61	1500	41.63	39.30	-1.80	+44.8
▼UnvLogist	Q	ULH	.42	2.2	14	37.68	19.15	49	18.90	247	21.33	18.71	-1.93	-20.4
UnvSecInst	A	UUU				3.50	1.05	42	1.28	357	1.38	1.20	+.03	-24.7
▼UnvStainls	Q	USAP			37	31.20	16.74	33	16.08	169	18.77	15.90	-1.36	-24.9
UnivTInst	N	UTI	.08	2.5		3.89	1.86	7	3.14	92	3.30	3.04	+.09	+30.8
UnivstPa	Q	UVSP	.80	3.5	13	30.15	22.11	111	22.91	488	24.01	22.84	-.67	-18.3
▼UnumGrp	N	UNM	1.04	3.5	1	58.73	29.96	2740	29.69	15602	32.16	29.22	-2.56	-45.9
▼UnumTh n	Q	UMRX				17.66	5.05	157	5.05	927	6.06	4.84	-.83	-54.5
UplandSoft	Q	UPLD				38.30	20.95	277	28.56	788	29.68	26.73	+1.46	+31.9
Upwork n	Q	UPWK				23.49	15.68	325	17.39	2191	17.44	15.82	+.30	-17.9
Ur-Energy	A	URG			34	.93	.58	129	.69	811	.73	.68	-.01	+.1
UraniumEn	A	UEC				2.00	1.20	723	1.27	4892	1.31	1.21	-.03	-28.2
▼UrbnEdg n	N	UE	.88	4.7	22	26.19	18.44	779	18.78	3413	19.41	18.44	-.30	-26.3
UrbanOne	Q	UONE				4.85	1.50		2.51	9	2.58	2.40	+.25	+35.7
UrbanOnD	Q	UONEK				2.41	1.40	7	2.20	84	2.32	2.06	+.05	+25.7
UrbanOut	Q	URBN			17	52.50	31.20	2237	33.22	17489	38.39	32.87	-3.82	-5.2
UrogenP n	Q	URGN				69.57	36.66	38	44.51	219	47.43	41.48	-.65	+19.6
▼UrovantS n	Q	UROV				14.32	5.85	28	6.00	224	7.20	5.72	-.80	-48.5
UrstdBid	N	UBP	1.08f	6.4	34	18.50	15.36	1	16.84	6	17.02	16.46	-.18	-.6
UrsBidA	N	UBA	1.08f	5.1	39	23.32	17.20	52	21.11	366	21.11	20.07	+.19	-2.9
UrsBid pfG	N	UBPpG	1.69	6.8		26.48	24.00		24.72	50	24.74	24.40	+.15	-6.0
UrstBid pfH	N	UBPpH	1.56	6.5		26.69	21.90	29	23.87	118	23.88	22.41	+1.36	-8.7
UtahMed	Q	UTMD	1.10f	1.3		117.65	78.95	9	84.91	64	92.60	84.27	-5.49	+4.3
Uxin Ltd n	Q	UXIN				10.49	2.81	7152	7.50	80682	8.99	4.38	+2.82	-22.4

- V -

Name	Exch. Market	Symbol	Div	Yield	PE	52-week High	52-week Low	Vol 1000s	Friday Last	Vol 1000s	Weekly High	Weekly Low	Chg	YTD % Chg
:▼VBI Vac n	Q	VBIV				4.70	1.30	1288	1.53	8579	1.67	1.30	+.04	-64.2
VEON	Q	VEON	.29e	12.1		4.11	2.20	5702	2.40	14684	2.59	2.35	-.11	-37.5
VF Corp	N	VFC	2.04f	2.7	36	97.00	72.09	1699	75.15	11583	78.06	74.86	-.85	+1.6
VICI Pr n	N	VICI	1.00e	4.8		22.37	17.58	2183	20.64	25514	21.53	20.49	-.89	-1.2
▼VOC EnTr	N	VOC	.82e	20.2	9	6.66	3.80	29	4.05	422	4.21	3.80	-.12	-31.6
▼VOXX Intl	Q	VOXX				7.00	4.42	23	4.56	247	4.73	4.42	+.03	-18.6
VSE Corp s	Q	VSEC	.32f	1.0	10	56.03	26.96	20	30.71	128	31.51	29.75	-.47	-36.6
VaalcoE	N	EGY				3.38	.68	127	1.50	988	1.66	1.50	-.14	+115.2
▼Vaccinex n	Q	VCNX				12.00	4.60	1	4.60	15	5.66	4.50	-1.06	-59.6
VailRsrt	N	MTN	5.88	2.6	32	302.76	200.68	447	224.55	3510	240.76	217.06	+1.30	+5.7
Vale SA	N	VALE	.29e	2.2	13	16.13	10.64	23547	12.96	109337	13.29	12.71	-.18	+6.0
Valerits hn	Q	VLRX				4.72	.31	1371	.37	6533	.41	.32	+.05	-86.9
▼ValeroE	N	VLO	3.20	4.4	19	126.98	71.48	5021	73.30	25824	75.34	71.48	-2.69	-20.2
ValeroEPt	N	VLP	2.20f	5.2	15	48.66	33.25	498	42.05	3750	42.08	42.01	+.03	-5.5
▼Valhi	N	VHI	.08	3.9	19	9.24	1.63	465	2.07	1557	2.12	1.63	+.32	-66.5
▼VlyNBcp	Q	VLY	.44	4.7	16	13.38	9.32	1675	9.31	12426	10.11	9.27	-.67	-17.0
▼VlyNBc pfA	Q	VLYPP	1.56	6.4		28.49	24.15	15	24.37	80	25.20	24.13	-.29	-12.2
▼VlyBcp pfB	Q	VLYPQ				28.11	23.06	46	22.95	92	24.00	22.94	-.58	-13.2
Valmont	N	VMI	1.50	1.3	17	171.55	111.83	101	113.93	516	122.03	113.23	-3.65	-31.3
ValueLine	Q	VALU	.76	3.1	23	30.64	17.30	2	24.50	11	26.61	24.50	-1.88	+26.6
Valvoline n	N	VVV	.42f	2.2		25.63	17.49	1314	19.30	6262	21.00	19.29	-1.17	-23.0
VanEMGold	N	OUNZ				13.44	11.53	9	12.16	175	12.25	12.12	-.11	-5.4
VanEGold	N	GDX	.06e	.3		24.86	17.28	48757	20.12	261487	20.55	19.96	-.08	-13.4
VnE LgFl n	N	LFEQ				28.51	24.56	96	25.67	150	26.31	25.55	-.27	-2.4
VanE Grn n	N	GRNB				27.50	24.66	2	25.28	8	25.40	25.17	-.07	-6.4
▼VnEkSteel	N	SLX	.40e	1.1		51.92	37.54	16	37.85	95	38.91	37.54	-.75	-17.4
▼VnEkHiIn rs	N	YMLP				25.49	18.58	2	18.50	36	19.02	18.41	-.57	-20.7
VanE Env	N	EVX	.53e	.6		101.30	80.34	0	86.79	3	89.16	87.61	-1.25	-.1
VanE EMHi	N	HYEM	1.57	7.0		24.75	21.99	121	22.33	827	22.48	22.27	-.02	-8.8
VanEHiYM rs	N	HYD				63.12	60.52		61.00					
VanE ChiBd	N	CBON	.68e			24.34	22.05	0	22.38	1	22.42	22.28		-1.5
VnEkShHY	N	SHYD	.81	3.4		25.30	23.89	40	24.15	214	24.21	24.08	-.05	-.2
VnEkRus	N	RSX	.01e			24.33	19.12	8217	20.23	44832	20.63	20.17	-.48	-4.6
▼VanE BDC	N	BIZD	1.47e	9.6		17.40	15.39	79	15.35	366	15.84	15.33	-.42	-7.5
▼VEckPfSec	N	PFXF	1.24e	6.9		19.96	18.00	129	18.05	850	18.24	18.00	-.12	-8.2
VanE FallA	N	ANGL	1.63e	4.9		30.35	27.19	120	27.42	952	27.54	27.19	+.21	-8.4
▼VanE IntHY	N	IHY	1.26	5.4		26.20	23.25	11	23.41	100	23.48	23.25	+.06	-8.7
VanE Reit	N	MORT	2.36e	8.2		24.96	21.20	22	23.03	163	23.35	22.95	-.36	-4.3
VnEkCfMun	N	XMPT	1.35	5.6		27.02	23.37	15	23.99	142	24.44	23.97	-.29	-9.9
VanE EmM	N	EMAG	.92	4.6		22.45	19.73	0	20.05	171	20.23	19.90	-.15	-8.2
VanE IGFlt	N	FLTR	.15e	.6		25.41	24.63	69	24.80	968	24.82	24.69	+.05	-1.9
VanEAltEn	N	GEX	1.07e	1.9		64.75	52.14	2	57.83	13	58.77	56.56	+.35	-5.4
VEckMun	N	PRB	.15e	.6		24.56	24.07		24.36	27	24.38	24.26	+.07	+.3
VnEkSMu	N	SMB	.20	1.2		17.42	17.05	21	17.28	337	17.30	17.24	+.01	+.2
VanE LgMu	N	MLN	.62	3.2		20.34	18.89	66	19.37	240	19.54	19.37	-.13	-4.7
VnEkHiInInf	N	YMLI	1.20	9.9		14.90	11.07	5	12.11	46	12.41	11.75	+.07	-9.8
▼VanE GenDr	N	GNRX				26.68	22.36	1	21.87	4	22.68	21.87	-2.48	-10.0
VanE OilR	N	CRAK				36.19	27.86	3	28.19	75	28.91	27.90	-.56	-8.2
V IntMoat	N	MOTI				36.88	29.13	16	30.11	155	30.94	29.91	-.16	-11.8
▲VEckNucl	N	NLR	1.72e	3.2		53.85	45.37	3	53.71	10	53.86	52.14	+.90	+9.5
VanEChAMC	N	CNXT				37.10	21.07	4	22.20	47	22.90	22.20	-.35	-35.8
VanE Israel	N	ISRA	.44e	1.5		34.34	28.92	1	30.12	6	30.97	30.11	-.52	-.8
VanEWMoat	N	MOAT	.41e	.9		47.35	40.12	410	43.74	1987	45.09	43.38	-.47	+3.0
▼VanE UncOG	N	FRAK	.06e	.5		18.24	12.26	21	12.04	231	12.89	12.00	-.72	-23.1
VnEkSemi	N	SMH	.58e	.6		114.55	86.95	6631	90.66	35029	93.73	88.90	+1.13	-7.3
VnEkRtl]	N	RTH	1.39e	1.4		112.23	89.43	36	97.94	252	101.84	97.42	-1.32	+7.2
VanE GenD	Q	GNRX				64.90	54.56	165	58.25	488	60.71	58.20	-1.34	-1.8
VanE Agri	N	MOO	1.10e	1.8		66.64	58.72	631	59.48	969	60.96	59.00	-.71	-3.4
▼VEckOilSvc	N	OIH	.47e	3.0		29.87	16.00	12738	15.66	54298	16.92	15.63	-1.23	-39.9
VanE VecBi	Q	BBH				136.84	111.36	9	116.95	55	121.56	116.02	-1.45	-6.1
▼VnEkRusSC	N	RSXJ	.81e	2.8		44.21	29.36	2	29.25	50	29.88	29.25	-.76	-28.6
▼VEckVcREr	N	REMX	.50a	3.0		32.97	16.61	77	16.63	353	17.23	16.39	-.75	-44.7
VEckChina	N	PEK	1.41e	1.4		54.26	34.02	15	36.16	46	36.75	35.56	+.15	-25.1
VnEkIndSC	N	SCIF	.57e	1.4		72.57	36.58	8	40.73	220	41.14	37.25	+1.37	-39.9
▼VanE Egyp	N	EGPT				40.97	26.85	1	27.82	12	28.23	26.85	+.83	-14.9
VEckPoland	N	PLND	.29e	1.7		21.80	15.17	0	16.69	26	16.70	15.97	+.24	-15.5
VanE JrGld	N	GDXJ				36.08	25.91	11983	27.77	60391	28.46	27.58	-.27	-18.6
▼VanE Coal	N	KOL	.13	.9		18.49	13.59	31	14.08	124	14.29	13.59	+.25	-12.2
VnEk Viet	N	VNM	.32e	2.1		20.50	14.37	160	15.55	1098	15.94	15.30	-.02	-13.0
VanEBrzSC	N	BRF				25.89	15.93	10	20.07	80	20.52	19.59	-.03	-14.4
VanEIndo	N	IDX	.25e	1.1		26.90	18.81	44	22.27	184	22.62	21.60	+.35	-10.3
▼VanENatRs	N	HAP	.64e	1.9		39.67	33.48	26	33.77	109	34.52	33.48	-.47	-9.0
▼VanE VAfr	N	AFK	.53e	2.6		27.39	19.75	3	20.03	18	20.89	19.75	-.07	-19.4
VanE Gam	N	BJK	1.07e	3.0		50.35	34.05	7	35.70	35	36.11	34.87	+.25	-23.5
VandaPhm	Q	VNDA				33.44	13.30	473	26.24	3332	28.97	25.55	-1.36	+72.6
VangLTBd	N	BLV	3.92e	4.3		95.98	83.46	92	86.35	957	86.55	85.81	+.54	-9.2
VangIntBd	N	BIV	2.17a	2.7		84.44	79.35	835	80.61	4552	80.73	80.40	+.03	-3.8
VangSTBd	N	BSV	1.08e	1.2		79.34	77.66	4542	78.24	24952	78.27	78.07	+.13	-1.1
VangTotBd	N	BND	2.06e	2.3		81.85	77.46	3491	78.70	15610	78.75	78.53	+.14	-3.5
VangExDur	N	EDV	4.81e	3.2		123.85	101.61	80	109.64	460	111.55	109.02	-.52	-9.4
VangMegG	N	MGK	1.33e	1.2		129.38	106.90	261	111.04	1259	115.09	110.22	-.88	-.3
VangMegV	N	MGV	1.53e	2.1		82.04	71.63	122	74.25	712	76.42	73.68	-1.09	-2.9
VangMega	A	MGC	1.47e	1.5		96.61	91.31		96.61					+5.3
VanHiDvY	N	VYM	2.10e	2.6		90.93	79.78	2609	81.46	11840	83.65	80.92	-1.19	-4.9
▼VangIntHi	Q	VYMI	2.38e	4.2		72.32	56.67	168	57.30	852	58.56	56.67	-.40	-14.5
VangIntDiv	Q	VIGI	1.17e	2.0		70.39	56.76	122	58.19	904	59.66	57.29	-.46	-12.2
VangEMGv	Q	VWOB	3.46	4.6		80.66	73.23	74	74.56	725	74.66	74.03	+.45	-7.1
▼VangEMI	N	VXF	1.13e	1.1		125.36	104.88	491	104.38	2716	108.38	104.05	-2.42	-6.6
VangGrth	N	VUG	1.38e	1.0		162.36	134.60	1182	139.78	5922	144.86	138.67	-1.14	-.6
VangLgCp	N	VV	1.84e	1.5		135.38	116.35	672	119.63	3631	123.52	118.88	-1.47	-2.4
VangMidC	N	VO	1.76e	1.2		167.16	143.93	969	144.82	4863	149.54	144.38	-2.45	-6.4
VangSmCp	N	VB	1.63e	1.2		166.03	137.80	857	138.49	5548	143.82	138.00	-3.42	-6.3
VangSCG	N	VBK	1.19e	.8		190.49	151.00	415	157.14	1248	163.75	156.67	-3.38	-2.3
▼VangSCV	N	VBR	1.96e	1.6		143.52	120.98	558	120.18	3028	124.59	119.78	-3.33	-9.5
VangTSM	N	VTI	2.17e	1.6		151.84	129.84	4503	133.12	20024	137.51	132.45	-1.78	-3.0
VangValu	N	VTV	2.05e	2.0		113.49	99.79	2618	102.09	13124	105.07	101.38	-1.60	-4.0
VangSP500	N	VOO	3.81e	1.6		270.67	232.42	5088	239.38	22340	247.16	237.62	-2.88	-2.4
▼VangMCVal	N	VOE	1.76e	1.7		117.97	100.85	550	100.68	3104	103.87	100.42	-2.43	-9.8
VangMCGr	N	VOT	.82e	.7		143.97	120.85	159	124.48	2026	128.86	123.81	-1.25	-2.5
VangREIT	N	VNQ	3.08e	3.9		86.14	72.05	10390	79.65	34378	82.39	79.24	-2.47	-4.0
VangDivAp	N	VIG	1.82e	1.8		112.61	96.81	2167	101.79	8696	105.24	101.38	-1.28	-.2
V exUSRE	Q	VNQI	2.93e	5.3		65.20	52.30	350	54.80	3270	55.32	53.71	+.21	-9.4
▼VangAllWld	N	VSS	2.83e	2.9		127.14	96.51	683	97.40	3107	99.69	96.51	-1.23	-18.3
VangTotW	A	VT	1.53e	2.0		78.12	73.52		78.12					+5.2
▼VangAllW	N	VEU	1.34e	2.9		58.90	46.07	4649	46.73	32172	47.78	46.07	-.21	-14.6
VangEmg	N	VWO	1.10e	2.8		50.99	36.35	23517	38.71	136514	39.49	37.71	+.09	-15.7
VangPacif	N	VPL	1.37e	2.2		77.96	61.99	449	62.96	2329	64.37	62.39	-.69	-13.6
▼VangEur	N	VGK	1.71e	3.5		63.60	48.77	5539	49.45	35855	50.58	48.77	-.21	-16.4
VangTEBd	N	VTEB	.28e			51.76	49.85	500	50.78	4313	50.88	50.71	+.01	-1.7
Vang500Gr	N	VOOG	1.62e	1.2		160.04	131.62	85	140.01	520	145.48	139.12	-1.12	+2.2
▼Van500Val	N	VOOV	2.01e	2.0		116.72	101.25	67	100.90	300	104.62	100.66	-2.78	-8.2
▼VanSC600V	N	VIOV	1.66e	1.4		150.33	119.66	72	118.11	137	123.98	117.73	-4.54	-10.7
VanSC600G	N	VIOG	1.13e	.8		179.75	132.00	17	144.21	133	150.97	143.78	-4.27	-1.2
▼VangSC600	N	VIOO	1.19e	.9		165.03	130.88	74	130.70	342	138.23	130.30	-5.57	-6.2
▼VanMC400V	N	IVOV	1.50e	1.4		131.09	110.00	16	109.50	60	115.43	109.23	-5.52	-10.1
▼VanMC400G	N	IVOG	1.16e	.9		147.36	124.46	18	122.72	81	128.50	122.51	-4.00	-7.8
▼VanMC400	N	IVOO	1.57e	1.3		138.74	117.80	57	116.58	198	121.42	116.29	-3.71	-8.8
VanShTTr	Q	VGSH	1.24a	2.1		60.39	59.55	4809	59.89	8349	59.90	59.80	+.05	-.6
VanSTCpB	Q	VCSH	2.14	2.8		79.57	77.48	1521	77.75	13285	77.79	77.59	+.18	-2.0
VanTotBd n	Q	VTC	2.84	3.6		88.99	79.04	3	79.93	36	80.02	79.38	+.51	-6.0
VangR3K	Q	VTHR	2.17e	1.8		135.39	116.04	14	118.14	49	122.55	117.99	-2.15	-3.8
▼VanR2KGr	Q	VTWG	.82e	.6		160.14	127.32	32	127.26	166	133.45	126.84	-2.49	-6.1
▼VanR2KV	Q	VTWV	1.88e	1.9		119.55	99.29	13	97.81	159	102.36	97.81	-3.02	-10.7
▼VangR2K	Q	VTWO	1.50e	1.3		139.27	113.66	221	112.60	1009	117.81	112.15	-3.12	-7.9
VanR1KGr	Q	VONG	1.65e	1.2		161.07	132.50	116	138.86	563	144.20	137.85	-.99	+.6
VanIntTTr	Q	VGIT	1.41	2.2		64.23	61.52	521	62.75	2912	62.89	62.59	-.04	-1.9
▼VanR1KV	Q	VONV	2.49e	2.5		114.79	101.26	133	100.94	807	104.46	100.65	-1.85	-7.0
VangR1K	Q	VONE	2.28e	1.9		135.26	116.14	63	118.58	313	123.02	118.32	-1.62	-3.2
VanMtgBSc	Q	VMBS	1.48	2.9		52.63	50.19	499	51.11	3815	51.24	51.07	-.02	-2.5
VanLTCpB	Q	VCLT	3.80	4.5		96.52	83.22	104	85.24	1246	85.48	84.11	+1.03	-11.0
VanLTTrs	Q	VGLT	1.94	2.7		79.00	68.97	172	72.95	1175	73.47	72.64	+.07	-6.5
VanIntCpB	Q	VCIT	3.01	3.6		87.86	81.95	1168	82.53	7996	82.65	82.22	+.22	-5.6
▼VangSTInfl	Q	VTIP	1.56e	3.3		49.51	47.71	788	47.77	3506	48.21	47.71	-.10	-2.2
▼VangFTSE	N	VEA	1.10e	2.9		47.89	37.76	29363	38.19	178661	39.03	37.76	-.29	-14.9
VanTIntBd	Q	BNDX	.62a	1.1		55.28	53.84	1262	55.04	4885	55.09	54.95	+.06	+1.2
▼VanTIntStk	Q	VXUS	1.54e	3.2		61.17	47.69	1853	48.39	10009	49.43	47.69	-.25	-14.8
VangCnD	N	VCR	2.03e	1.3		182.50	152.43	82	155.64	438	162.33	155.17	-2.81	-.2
VangCnS	N	VDC	3.69e	2.6		151.29	126.78	239	139.34	903	143.08	138.75	-1.57	-4.6
▼VangEngy	N	VDE	2.37e	2.9		109.79	83.52	431	83.08	2550	87.43	82.73	-3.82	-16.0
▼VangFncl	N	VFH	.90e	1.5		75.48	60.75	1324	60.31	6109	63.09	60.15	-2.60	-13.9
VanHC Etf	N	VHT	1.96e	1.2		181.92	148.31	389	165.25	1793	173.88	164.74	-3.78	+7.2
▼VangIndl	N	VIS	2.25e	1.8		151.35	124.75	212	124.34	788	129.26	123.89	-2.91	-12.7
VangInfT	N	VGT	1.61e	.9		204.44	157.96	679	172.87	3481	180.37	171.90	-.80	+4.9
▼VangMat	N	VAW	2.12e	1.9		144.65	112.15	201	112.04	875	116.78	111.61	-2.31	-18.0
▲VangUtil	N	VPU	3.41e	2.7		127.07	104.82	226	125.57	1139	127.07	123.74	-.13	+7.7
VangTel	N	VOX	3.14e	4.1		93.38	76.26	155	77.16	870	79.69	76.60	-.47	-15.3
VantEng n	Q	VEAC				10.16	9.62	60	10.08	727	10.10	10.02	+.05	+3.7
VantEn un	Q	VEACU				10.68	9.97		10.30	15	10.54	10.22	-.06	+1.1
Vapothrm n	N	VAPO				22.07	14.70	111	18.13	389	20.58	17.26	-2.80	+3.1
▼VarexImag	Q	VREX				43.76	23.45	171	23.42	1114	25.35	23.35	-.65	-41.7
VarianMed	N	VAR			74	130.29	101.42	652	119.10	3474	122.80	116.82	+.29	+7.2
Varonis	Q	VRNS				83.10	47.00	154	56.51	1229	59.75	56.27	-.09	+16.4
VascuBio	Q	VBLT				8.75	1.08	89	1.13	543	1.25	1.08	-.05	-84.1
Vaxart rs	Q	VXRT				9.46	2.37	23	2.50	89	2.93	2.50	-.50	-59.8
VectoIQ n	Q	VTIQ				9.78	9.51		9.73	42				+1.6
VectoIQ un	Q	VTIQU				10.54	9.97		10.11	2	10.11	10.11	+.03	+1.1
▼VectorGp	N	VGR	1.60b	15.4	15	21.87	10.82	2858	10.37	10310	11.79	10.30	-1.22	-51.3
Vectren	N	VVC	1.80	2.5	28	71.96	58.00	606	71.68	3207	71.89	71.61	-.16	+10.2
▼Vectrus	N	VEC			9	41.48	21.52	71	21.90	439	23.20	21.52	-.24	-29.0
▼VedantaLtd	N	VEDL	1.20e	10.8		21.99	10.26	379	11.13	2375	11.26	10.26	+.29	-46.6
VeecoInst	Q	VECO				20.55	6.61	287	7.39	2182	8.05	7.38	-.41	-50.2
VeevaSys	N	VEEV				109.05	52.17	1017	91.39	5821	93.61	87.69	+2.83	+65.3
▼VenatorM n	N	VNTR				24.31	3.74	706	3.87	6127	4.19	3.74	-.11	-82.5
Ventas	N	VTR	3.17f	5.1	31	65.70	46.55	2236	62.56	14955	65.46	61.93	-2.91	+4.2
VentasR 43	N	VTRB	1.36	5.8		25.44	23.04	11	23.29	77	24.37	23.10	-.06	-7.4
▼Veoneer n	N	VNE				55.21	27.88	1523	27.97	4237	30.77	26.10	-3.39	-34.4
▼VBradley	Q	VRA			15	17.38	8.38	719	8.57	5363	10.48	8.33	-1.65	-29.6
Veracyte	Q	VCYT				15.50	5.23	255	12.22	1685	13.30	11.76	+.31	+87.1
Verastem	Q	VSTM				10.35	2.77	1867	4.05	10220	4.58	4.01	-.39	+31.9
Vereit	N	VER	.55	7.0		8.09	6.52	9007	7.84	48166	7.90	7.55	+.03	+.6
Vereit pf	N	VERpF	1.68	6.9		26.10	23.73	63	24.22	229	24.32	23.88	+.18	-5.3
Vericel	Q	VCEL				18.87	4.45	511	17.10	3361	18.23	16.52	+.17	+213.8
VerintSys	Q	VRNT			78	52.45	37.10	396	46.86	2464	47.88	41.80	+1.84	+12.0
Verisign	Q	VRSN			40	176.76	105.40	581	152.67	4254	159.98	152.42	-1.28	+33.4
Verisk	Q	VRSK			36	125.99	90.60	1167	113.83	5441	117.77	112.80	-.62	+18.6
Veritex	Q	VBTX			17	33.08	20.99	106	22.69	776	23.95	22.63	-.88	-17.8
Veritiv	N	VRTV				51.00	22.28	65	26.64	339	28.75	26.19	-1.15	-7.8
Veritone n	Q	VERI				27.95	4.96	428	5.67	6789	8.00	5.35	+.04	-75.6
VerizonCm	N	VZ	2.41f	4.2	7	61.58	46.09	13654	57.08	81817	59.40	56.75	-.60	+7.8
VerizonC 54	N	VZA	1.48	5.9		26.81	24.98	53	25.03	191	25.20	25.02	-.03	-5.1
▼VermilnE g	N	VET	2.03			40.59	22.16	343	21.62	1927	23.67	21.55	-1.87	-40.5
Vermillion	Q	VRML				2.10	.45	87	.47	298	.58	.45	-.05	-75.6
▼VeronaPh n	Q	VRNA				25.55	9.72		10.99	26	11.04	9.72	-.01	-7.4
VerraMo n	Q	VRRM				11.14	9.15	995	9.75	3758	10.19	9.54	-.09	-1.9
▼Verrica n	Q	VRCA				23.29	9.71	18	10.04	145	10.57	9.71	-.21	-42.6
Verso Cp	N	VRS				34.60	12.10	357	24.03	1674	24.84	22.55	+.62	+36.8
▼Versum	N	VSM	.24f	.9		41.35	28.24	923	27.79	5874	31.65	27.63	-3.81	-26.6
VertexEn	Q	VTNR				2.04	.80	25	1.30	245	1.35	1.17	-.02	+36.8
VertxPh	Q	VRTX				194.92	139.80	916	170.06	5022	178.62	167.63	-2.15	+13.5
Veru Inc	Q	VERU				2.37	.93	46	1.35	315	1.52	1.28	-.03	+18.4
ViaSat	Q	VSAT				80.26	59.16	349	64.53	1843	68.78	64.27	-.95	-13.8
ViacomA	Q	VIA	.80	2.6	7	40.64	31.05	40	31.25	307	33.31	31.12	-1.86	-10.5
ViacomB	Q	VIAB	.80	2.8	6	35.55	26.56	4235	28.57	23619	30.23	28.52	-1.14	-7.3
ViadCorp	N	VVI	.40	.8	23	62.50	46.17	45	47.21	337	49.41	46.91	-1.32	-14.8
Viavi	Q	VIAV			63	12.82	8.49	1618	10.11	10586	10.48	10.04	-.19	+15.7
Vical rs	Q	VICL				1.92	1.02	136	1.15	356	1.31	1.13	-.14	-37.2
Vicor	Q	VICR				64.50	16.30	192	33.33	1147	34.96	31.11	+.83	+59.5
VicDvAcc n	Q	VSDA				31.48	26.86		29.31	11	29.34	28.48	+.36	+3.0
VicMultiF n	Q	VSMV				30.41	26.69	224	27.76	323	28.50	27.65	-.53	+.7
▼Vict500VW	Q	CFA	.44e	1.0		52.94	45.60	111	45.69	484	47.13	45.52	-.97	-6.3
▼VictDisEnV	Q	CSF	.38e	.9		50.77	41.20	8	40.81	70	42.50	40.77	-.95	-9.6
▼Vict500EV	Q	CFO	.47e	1.0		52.77	45.61	81	45.61	620	47.08	45.48	-.88	-6.5
VicEM Hi n	Q	CEY				28.35	21.89	7	22.11	174	22.44	22.00	-.17	-15.4
VictDevVol	Q	CIZ	.01j			39.92	30.28	9	31.02	147	31.27	30.83	+.03	-11.6
VictIncEV	Q	CDC	1.09e	2.4		48.81	43.73	37	44.79	472	45.58	44.37	-.60	-3.5
▼VictSCVol	Q	CSA	.16e			51.78	42.99	1	42.50	38	43.82	42.50	-.78	-7.8
▼VictIntlVol	Q	CIL	.15e			46.94	34.74	0	35.41	6	35.62	34.74	+.22	-12.9
▼VicEmMkt	Q	CEZ				31.99	24.11	34	24.12	72	25.26	24.07	-1.24	-18.7
VictLCHiDv	Q	CDL	.44e			47.44	42.65	15	43.53	363	44.37	43.23	-.57	-3.9
VictSCHiD	N	CSB	.60e			48.80	41.41	13	41.72	85	43.17	41.72	-.98	-6.5
▼VictIntHiD	Q	CID	.33e			38.00	30.08	1	30.81	66	31.08	30.08	+.15	-14.9
VictCap n	Q	VCTR				13.50	7.27	78	10.07	784	12.49	10.01	-1.09	-13.2
ViewRay n	Q	VRAY				13.21	5.80	931	6.29	3924	6.65	5.97	-.01	-32.1
VikingTh n	Q	VKTX				24.00	3.66	2060	8.99	11010	10.26	8.91	-.64	+121.4
VillagB&T	Q	VBFC			50	35.50	28.75	4	31.90	18	35.50	30.60	-2.78	+4.1
VillSupMkt	Q	VLGEA	1.00	3.6	16	31.49	21.95	20	27.40	121	29.00	25.75	+1.20	+19.5
VinceHlg rs	N	VNCE			3	24.19	4.43	50	10.57	233	13.50	9.28	+1.07	+70.8
ViomiTc n	Q	VIOT				10.95	7.50	18	8.00	652	8.48	7.80	+.15	-11.9
ViperEnPt	Q	VNOM	2.12e	7.5	41	44.00	20.97	575	28.35	3386	31.06	27.25	+.02	+21.5
Vipshop	N	VIPS			5	19.14	4.31	7000	5.31	24583	5.84	5.09	+.11	-54.7
VirTra n	Q	VTSI				7.36	3.63	7	3.95	92	4.08	3.67	+.15	-37.3
Virco	Q	VIRC	.06	1.6		5.50	3.70	15	3.86	18	4.40	3.75	-.54	-23.7
VirnetX	A	VHC				5.10	2.10	142	3.10	859	3.38	3.08	-.14	-16.2
VirtuFin n	Q	VIRT	.96	3.8	12	37.85	16.71	604	25.47	2917	26.14	25.02	-.09	+39.2
▼VirDynCr n	N	BLHY				25.65	23.23	13	23.70	76	23.90	23.23	+.08	-4.4
ZweigTR	N	ZTR	.97	10.1		14.18	9.62	112	9.67	578	10.01	9.63	-.20	-27.8
VirtGblMSc	N	VGI	1.87	16.5		18.37	11.24	76	11.33	376	11.71	11.29	-.07	-35.3
▼VirtusInv	Q	VRTS	2.20	2.7	9	138.03	80.14	143	80.76	425	94.83	79.01	-2.48	-29.8
▼VirtusIn pf	Q	VRTSP	1.81	2.4		114.06	76.31	2	77.00	6	83.03	75.57	+.69	-23.7
Virtusa	Q	VRTU				58.60	38.67	181	40.30	1304	43.75	39.83	-1.59	-8.6
Visa s	N	V	1.00f	.7	45	151.56	111.02	9347	135.09	57626	140.88	134.55	-2.02	+18.5
VishayInt	N	VSH	.34	1.8		26.50	16.87	2619	18.47	13423	20.42	18.42	-1.02	-11.0
VishayPrc	N	VPG			22	45.00	23.65	112	29.44	389	31.93	29.22	-.41	+17.1
VistaGold	A	VGZ				.87	.37	109	.51	770	.51	.47	+.05	-27.1
▼VistaOutd n	N	VSTO				20.04	10.17	503	10.65	2397	10.87	10.17	-.07	-26.9
VistaGn n	Q	VTGN				2.44	.81	115	1.62	441	1.79	1.57	-.14	+45.6
▼Visteon s	Q	VC			12	140.64	60.77	888	60.10	4150	68.16	59.90	-7.49	-52.0
VistraEn n	N	VST			92	26.29	17.10	4235	24.71	26747	25.10	23.40	+.76	+34.9
VitalThera	Q	VTL				9.75	.23	585	.26	5693	.30	.25	-.03	-95.7
VitaminSh	N	VSI			6	13.95	3.50	517	5.28	2737	6.50	5.14	-1.14	+20.0
ViveveMd n	Q	VIVE				5.25	1.26	193	1.32	1606	1.51	1.29	-.03	-73.4
VivintSolar	N	VSLR			31	7.44	2.70	824	4.59	4225	5.44	4.52	-.63	+13.3
▼Vivopwr n	Q	VVPR				6.69	.80	7	.88	68	1.04	.80	-.15	-69.6
Vivus rs	Q	VVUS			1	9.88	2.52	58	2.81	418	3.13	2.67	-.18	-44.1
▲VMware	N	VMW			44	169.25	108.46	1318	158.58	7854	169.25	157.77	-.63	+26.5
▲VoceraCm	N	VCRA				42.42	22.43	253	40.58	1549	42.42	39.70	+.83	+34.3
Vodafone	Q	VOD	1.74e	8.6		32.75	18.45	7582	20.12	41655	20.66	19.89	-.36	-36.9
VolarisAv	N	VLRS				9.31	4.87	510	5.66	1830	6.27	5.63	-.60	-29.4
VolitionRX	A	VNRX				4.00	1.44	37	2.10	281	2.27	2.07	+.03	-28.6
VoltInfoSci	A	VISI				4.90	2.35	31	2.57	258	2.81	2.35	-.06	-32.4
▼Vonage	N	VG				14.73	9.64	1858	9.49	9442	10.35	9.48	-.61	-6.7
Vornado	N	VNO	2.52	3.7	42	79.56	64.14	992	68.36	4516	71.11	68.14	-2.30	-12.6
Vorndo pfK	N	VNOpK	1.43	6.4		25.93	21.71	32	22.10	213	22.73	21.94	+.14	-12.5
Vorndo pfL	N	VNOpL	1.35	6.2		25.39	21.27	22	21.72	215	21.98	21.32	+.49	-12.7
Vornad pfM	N	VNOpM	1.31	6.4		25.45	20.01	88	20.44	418	20.93	20.12	+.39	-18.6
▼Voxeljet	N	VJET				5.63	2.04	94	1.98	363	2.33	1.93	-.28	-56.7
VoyaAsPcD	N	IAE	1.02	11.8		11.38	8.20	93	8.66	287	8.84	8.50	-.17	-17.4
VoyaEmHi	N	IHD	.92	12.4		9.86	6.96	69	7.39	476	7.78	7.36	-.28	-17.0
VoyaFincl	N	VOYA	.04	.1	13	55.27	40.49	1354	41.28	7114	43.11	41.00	-1.59	-16.6
▼VoyaGlAdv	N	IGA	1.12	11.5		11.85	9.71	109	9.76	595	9.94	9.71	-.12	-14.6
▼VoyaGlbDv	N	IGD	.91	14.7		8.14	6.21	641	6.19	2528	6.33	6.15	-.16	-20.1
▼VoyaInfra	N	IDE	1.46	11.8		17.66	12.30	56	12.33	375	12.74	12.30	-.43	-26.8
▼VoyaIntHD	N	IID	.83	15.8		7.71	5.18	67	5.24	261	5.45	5.18	-.20	-30.5
▼VoyaPrRTr	N	PPR	.29	6.3		5.22	4.63	591	4.61	4753	4.73	4.60	-.05	-9.1
▼VoyaNatRs	N	IRR	.81	17.5		7.00	4.70	176	4.62	675	4.91	4.55	-.20	-26.2
▼VoyagerT n	Q	VYGR				31.91	10.31	313	10.02	1339	11.61	9.97	-.71	-39.6
vTvTherap	Q	VTVT				8.40	.65	106	1.61	565	2.00	1.60	-.32	-73.2
VulcanM	N	VMC	1.12	1.1	21	141.20	82.52	1585	99.64	6184	103.98	97.03	-1.72	-22.4
Vuzix	Q	VUZI				11.40	4.90	162	5.50	768	5.78	5.36	-.14	-12.0

- W -

Name	Exch. Market	Symbol	Div	Yield	PE	52-week High	52-week Low	Vol 1000s	Friday Last	Vol 1000s	Weekly High	Weekly Low	Chg	YTD % Chg
:W&T Off	N	WTI	.40	8.3	8	9.88	2.60	2875	4.84	17217	5.73	4.82	-.98	+46.2
▼WBI TacGr	N	WBIA	.03e	.1		26.51	21.29	6	21.34	28	21.59	21.29	-.14	-15.1
▼WBI TactV	N	WBIB	.08e	.4		27.48	20.99	5	20.97	25	21.12	20.98	-.17	-20.4
▼WBI TacYd	N	WBIC	.28e	1.4		24.17	20.11	9	20.08	38	20.25	20.07	-.15	-10.2
▼WBI TacSel	N	WBID	.05e	.2		25.62	21.19	4	21.22	20	21.48	21.19	-.11	-13.4
WBI LCTG	N	WBIE	.19e	.7		28.44	25.17	10	25.44	38	25.86	25.30	+.03	-2.3
WBI LCTV	N	WBIF	.22e	.8		31.10	27.25	5	27.61	24	27.97	27.50	-.28	-4.5
▼WBI LCTY	N	WBIG	.31e	1.3		28.00	23.75	10	23.98	42	24.19	23.75	-.04	-7.2
▼WBI LCTS	N	WBIL	.04e	.2		29.15	25.09	6	24.98	26	25.46	24.98	-.20	-9.0

Continued on **next page**

NYSE, NYSE American and Nasdaq Exchanges

Continued from **previous page**

Name	Exch. Market	Symbol	Div	Yield	PE	52-week High	52-week Low	Vol 1000s	Friday Last	Vol 1000s	Weekly High	Weekly Low	Chg	YTD % Chg
▼WBI PwFact	N	WBIY				28.05	24.14	20	24.02	102	24.89	23.96	-.55	-9.7
▼WBITacRot	N	WBIR				26.78	23.49	5	23.38	23	23.68	23.38	-.22	-8.1
WBI TacInc	N	WBII	.26e	1.1		25.41	23.20	14	23.74	50	23.82	23.67	+.05	-6.4
▼WBI THiInc	N	WBIH	.45e	2.1		25.43	21.88	29	21.85	134	22.11	21.84	-.18	-12.4
▼WCF Bcp n	Q	WCFB	.20	2.4		10.24	8.26	6	8.22	16	8.90	8.17	-.67	-13.7
▲WD 40	Q	WDFC	2.44f	1.4	44	184.25	115.55	66	179.49	340	184.79	174.66	+3.64	+52.1
▲WEC Engy	N	WEC	2.21	3.0	24	75.48	58.48	1639	74.36	10151	75.48	73.03	+.59	+11.9
WEX Inc	N	WEX			28	203.50	128.27	413	146.51	1926	155.34	145.31	-6.97	+3.7
WNS Hldg	N	WNS			23	54.38	38.68	175	45.16	708	49.91	44.84	-3.45	+12.5
WP Carey	N	WPC	4.12f	5.8	26	71.29	59.23	1487	70.58	9176	71.29	69.09	+.95	+2.4
▼WPP plc	N	WPP	3.91e	7.2		103.53	50.31	327	54.22	1982	56.15	50.31	+2.09	-40.1
▼WPX Engy	N	WPX				20.80	12.29	6829	12.08	34095	13.29	12.02	-1.12	-14.1
WPX pfA	N	WPXp	1.56	2.0		81.68	54.63		76.25					+23.3
WSFS s	Q	WSFS	.44	1.1	10	57.70	37.97	270	39.59	1120	40.46	38.61	-.21	-17.3
WVS Fn	Q	WVFC	.32a	2.1	24	18.05	12.25	4	15.27	6	15.76	13.88	-.56	-1.4
Wabash	N	WNC	.32f	2.5	9	26.54	12.40	280	12.97	2544	13.95	12.93	-.63	-40.2
WABCO	N	WBC			14	162.20	100.80	445	102.88	2541	109.76	102.05	-5.18	-28.3
Wabtec	**N**	**WAB**	**.48**	**.7**	**23**	**115.40**	**69.75**	**1425**	**73.27**	**6425**	**85.00**	**72.91**	**-11.34**	**-10.0**
WaddellR	N	WDR	1.00	5.5	12	23.82	17.53	798	18.19	4970	19.06	18.14	-.74	-18.6
▼WageWrks	N	WAGE			16	63.45	27.84	347	28.12	2996	30.99	27.84	-1.36	-54.6
WalMart	N	WMT	2.08f	2.3	53	109.98	81.78	11493	91.85	46486	94.49	91.57	-1.34	-7.0
WalgBoots	Q	WBA	1.76	2.2	14	86.31	59.07	8260	78.74	31181	83.33	78.44	-2.45	+8.4
▼WalkerDun	N	WD			6	61.44	40.82	173	42.18	1257	44.72	40.82	-.45	-11.2
WarrMet n	N	HCC	.20			31.65	17.80	810	24.59	4399	25.65	22.96	+.59	+24.7
▼WashFed	Q	WAFD	.72	2.7	12	37.70	26.56	527	26.62	2570	27.63	26.56	-.81	-22.3
WashPrGp	N	WPG	1.00	16.3	17	8.44	5.40	1432	6.15	8334	6.27	6.00		-13.6
▼WashPr pfH	N	WPGpH	1.88	10.9		25.21	17.05	71	17.15	195	18.30	17.05	-1.01	-30.3
▼WashPr pfI	N	WPGpI	1.72	10.4		25.08	16.28	6	16.49	45	17.08	16.28	-.44	-33.4
WREIT	N	WRE	1.20	4.7	25	32.91	24.92	452	25.77	1799	27.10	25.71	-1.25	-17.2
▼WshTrst	Q	WASH	1.72	3.6	14	63.25	47.54	56	47.80	184	49.73	47.54	-1.22	-10.2
WasteCon s	N	WCN	.64f		28	81.36	65.06	1010	76.91	4359	78.70	75.78	+.03	+8.4
WsteMInc	N	WM	1.85	2.0	19	95.49	78.39	1823	91.14	8998	92.60	90.02	-.07	+5.6
Waters	N	WAT				220.20	167.94	468	188.97	2483	192.21	185.02	+.03	-2.2
WaterstnF	Q	WSBF	.48a	3.0	15	18.50	15.20	56	16.16	365	16.50	16.11	-.24	-5.2
Watsco	N	WSO	5.80	3.9	27	192.94	138.61	177	147.43	1246	152.73	146.76	-4.62	-13.3
WatscoB	N	WSO/B	5.00f	3.3	31	192.75	141.62		151.39	0	151.39	151.39	-1.48	-10.4
WattsWtr	N	WTS	.84	1.2	21	93.35	67.29	121	70.18	640	72.20	69.25	-.06	-7.6
WaveLfSc n	Q	WVE				56.00	31.65	126	49.43	584	50.98	46.65	+2.22	+40.8
Wayfair	N	W				151.20	60.53	1742	103.29	10043	112.17	102.10	-1.48	+28.7
▼WaysideT	Q	WSTG	.68	6.3	5	17.25	11.10	10	10.78	19	11.25	10.76	-.37	-35.4
▼WeathfIntl	**N**	**WFT**				**4.41**	**.42**	**22082**	**.43**	**170784**	**.51**	**.42**	**-.08**	**-89.6**
▼WebsterFn	N	WBS	1.32	2.6	16	69.63	50.86	617	50.36	2879	54.93	50.20	-3.89	-10.3
WeiboCorp	Q	WB				142.12	53.11	1898	64.56	12043	66.13	60.25	+2.94	-37.6
Weidai n	N	WEI				10.89	9.75	32	10.06	58	10.20	9.90	+.05	-1.9
WtWatch	Q	WTW			33	105.73	41.15	1855	47.82	12737	51.68	46.12	+1.43	+8.0
WeinRlt	N	WRI	1.58	5.6	10	33.83	25.67	664	28.29	4673	28.77	27.64	-.36	-13.9
WeisMk	N	WMK	1.24f	2.7	11	57.82	36.50	48	45.69	274	46.86	44.59	-.21	+10.4
▼Welbilt	N	WBT				23.85	12.19	1851	12.26	8271	13.34	12.10	-.72	-47.9
Wellcare	N	WCG			28	324.99	187.06	829	237.03	4476	249.88	232.91	-1.82	+17.9
WellesIyBc	Q	WEBK	.22	.8	19	34.50	27.81	4	28.76	13	32.00	28.76	-2.38	-3.2
WellsF pfL	N	WFCpL	75.00	5.9		1340.00	1252.00	6	1260.75	321	1264.98	1255.50	+.01	-3.8
WellsF pfN	N	WFCpN	1.30	5.9		25.19	21.90	81	22.05	327	22.25	21.90	+.01	-12.2
▼WellsF pfO	N	WFCpO	1.28	5.8		25.20	21.75	65	21.97	374	22.14	21.75	+.06	-12.5
▼WellsF pfP	N	WFCpP	1.31	5.9		25.39	22.06	34	22.12	182	22.30	22.05	-.03	-12.2
▼WellsF pfQ	N	WFCpQ	1.46	6.0		27.20	24.39	326	24.31	1413	24.75	24.20	-.32	-10.0
WellsF pfR	N	WFCpR	1.66	6.4		28.84	25.67	74	26.14	539	26.36	25.93	+.05	-8.7
WellsF pfT	N	WFCpT	1.50	6.0		26.52	24.88	43	24.99	275	25.15	24.88	-.09	-5.5
▼WellsFargo	N	WFC	1.72f	3.7	11	66.31	46.85	25902	46.54	172109	50.07	46.38	-3.72	-23.3
▼WellsF pfY	N	WFCpY				26.26	23.77	55	23.83	365	24.14	23.68	-.04	-8.1
▼WellsF pfX	N	WFCpX				25.79	23.21	151	23.30	663	23.61	23.12	-.19	-8.8
WellsF pfW	N	WFCpW				26.21	24.17	61	24.30	285	24.55	24.27	-.15	-6.5
WellsF pfV	N	WFCpV				26.81	24.91	73	25.00	347	25.15	24.92	-.10	-6.8
EvgGlbDiv	N	EOD	.54m	10.9		6.30	4.90	186	4.94	1456	5.18	4.92	-.04	-16.7
WFAdvInco	A	EAD	.82	11.0		8.51	7.41	328	7.42	1150	7.60	7.42	-.08	-11.7
WFAdMSec	A	ERC	1.16	10.3		13.29	11.15	100	11.22	699	11.65	11.21	-.23	-14.1
WFREI pf	N	WFEpA	1.59	6.3		27.30	25.13	13	25.28	69	25.65	25.14	+.09	-4.6
WFAdUtlHi	A	ERH	.90	7.5		13.45	9.51	17	11.95	93	12.21	11.84	+.16	-9.5
Welltower	N	WELL	1.68e	2.3	17	74.75	49.58	1657	72.34	13005	73.92	71.59	-1.39	+13.4
▲Welltwr pfI	N	HCNpI	3.25	4.9		68.50	54.50	12	65.70	151	68.50	65.27	-.94	+9.7
Wendys Co	Q	WEN	.34	2.0	18	18.68	14.80	4890	16.71	24240	17.43	16.57	-.40	+1.8
▼WernerEnt	Q	WERN	.36	1.2	18	43.95	30.91	1180	30.04	4577	32.62	29.89	-1.01	-22.3
Wesbanc	Q	WSBC	1.16	3.0	16	51.12	37.29	141	38.50	692	41.20	38.49	-1.65	-5.3
WescoAir	N	WAIR			12	14.23	6.15	460	8.74	1793	9.48	8.62	-.20	+18.1
Wesco Intl	N	WCC			14	69.35	47.44	752	48.73	2258	51.48	48.49	-1.20	-28.5
WestBcp	Q	WTBA	.80	4.0	12	26.95	19.30	32	19.85	158	20.61	19.71	+.10	-21.1
WestPhrm	N	WST	.56	.5	45	125.09	82.74	282	104.63	2053	109.60	104.18	-1.39	+6.0
WAmBcp	Q	WABC	1.60	2.8	27	64.76	53.65	74	56.51	453	59.09	55.89	-2.53	-5.1
WestellT rs	Q	WSTL				4.15	1.87	17	2.04	149	2.15	2.00	+.02	-45.6
▼WstnAlliB	N	WAL			11	64.06	39.63	1873	39.64	8248	41.92	39.51	-1.65	-30.0
WstnAll56	N	WALA	1.56	6.3		26.59	23.65	7	24.57	31	25.12	24.32	+.16	-6.3
▼WstACpLn	N	TLI	.87	9.5		10.67	9.24	75	9.20	291	9.42	9.18	-.12	-12.5
WAstEMkt	N	EMD	.84	6.8		16.16	12.14	264	12.44	1839	12.54	12.35	-.05	-20.0
WsADefOp	N	GDO	1.36	9.0		18.20	14.85	72	15.05	273	15.33	15.05	-.17	-16.4
WAstGlbHi	N	EHI	1.16	13.3		10.40	8.55	121	8.67	590	8.83	8.64	+.01	-15.2
WstAstHI2	N	HIX	.80	14.8		7.09	5.86	336	5.93	1821	6.03	5.93	-.05	-14.9
▼WAHiInOp	N	HIO	.43	9.5		5.13	4.49	327	4.47	2099	4.56	4.47	-.04	-11.8
▼WAstHYOp	N	HYI	1.32	9.7		15.36	13.61	84	13.55	446	13.76	13.54	-.18	-10.4
WstnAsst	N	PAI	.69	4.9		16.02	12.90	18	14.06	154	14.50	13.97	-.27	-11.2
WstnAsInt	N	SBI	.48	5.8		9.32	8.18	36	8.33	226	8.47	8.33	-.13	-10.5
WAstDefOp	N	IGI	1.20	6.6		23.67	17.68	35	18.29	210	18.73	18.10	-.44	-20.0
WAMgdMu	N	MMU	.78	6.2		14.60	11.50	199	12.59	678	12.78	12.40	+.24	-10.6
WstAstMtg	N	WMC	1.24e	12.8	10	11.38	8.54	433	9.69	2121	10.13	9.65	-.37	-2.6
▼WAMtDOp	N	DMO	2.82a	13.1		26.75	21.10	43	21.50	282	21.63	21.10	-.04	-12.8
▼WA MunDef	N	MTT	1.01a	5.1		22.50	19.53	41	19.65	279	19.99	19.52	-.31	-5.9
WstAMunHi	N	MHF	.34	4.8		7.49	6.86	18	7.05	126	7.20	7.01	-.09	-4.7
WAMunPrt	N	MNP	.87	6.2		15.37	13.19	18	14.06	160	14.15	13.84	+.14	-7.7
WAstBdF	N	WEA	1.08	8.7		13.92	11.90	61	12.39	205	12.41	12.12	+.22	-10.3
WstAVari	N	GFY	.93	5.9		17.79	15.54	15	15.70	49	15.92	15.57	-.18	-9.6
WAstInfSc	N	WIA	.38	3.6		12.10	10.60	107	10.73	569	10.87	10.70	-.08	-9.0
WAstInfOpp	N	WIW	.40	3.9		11.75	10.17	137	10.28	791	10.41	10.28	-.10	-10.0
▼WstC&G gs	A	WRN				1.07	.42	31	.46	170	.50	.42	-.01	-54.5
▼WDigital	Q	WDC	2.00	5.2	4	106.96	39.74	5714	38.78	26508	42.66	38.76	-3.25	-51.2
WstnGasEq	N	WGP	2.38f	7.9	18	42.92	27.69	896	30.14	2654	30.66	29.10	+.29	-18.9
WstnGasPt	N	WES	3.86f	8.3	38	54.40	38.35	1581	46.78	6612	47.54	44.41	+1.36	-2.7
▼WstNwEnB	Q	WNEB	.16	1.7	19	11.25	8.51	36	9.35	168	9.80	8.51	-.42	-14.2
WstnRef wi	N	WNR												
WstnUnion	N	WU	.76	4.2	10	22.21	17.40	4471	18.18	30827	18.77	18.08	+.22	-4.4
▼WestlkChm	N	WLK	1.59f	2.5	6	124.30	64.55	1034	64.63	4647	68.79	63.96	-3.74	-39.3
WestlkCLP	N	WLKP	1.68f	7.7	14	27.75	21.75	45	21.95	198	22.55	21.80	-.30	-12.0
▼WestpacBk	N	WBK	1.52e	8.5		25.59	17.79	528	17.87	2454	18.59	17.79	-.54	-26.7
▼WstptFuel g	**Q**	**WPRT**				**4.33**	**1.81**	**746**	**1.70**	**3109**	**2.01**	**1.68**	**-.20**	**-54.8**
WestRck	N	WRK	1.82f	4.1	13	71.55	39.21	3147	44.37	10842	45.30	43.05	-.92	-29.8
WestwtrRs	Q	WWR				1.15	.15	428	.17	2173	.19	.17	+.01	-84.1
▼WestwdH	N	WHG	2.88f	7.8	8	70.71	36.38	57	36.86	232	38.33	36.38	-.74	-44.3
WeycoGp	Q	WEYS	.92	3.0	17	39.93	27.03	10	30.56	77	32.90	30.30	+.06	+2.8
▼Weyerhsr	N	WY	1.36	5.7	18	38.39	24.40	4211	24.03	25747	25.92	23.87	-1.24	-31.8
WheatPr g	**N**	**WPM**	**.28e**		**24**	**22.87**	**15.08**	**14570**	**18.94**	**22910**	**19.65**	**16.21**	**+2.39**	**-14.4**
Wheelr pfB	Q	WHLRP	2.25	14.9		22.00	12.58	13	15.12	46	17.10	15.12	-1.05	-30.9
Wheelr pfD	Q	WHLRD	2.19	12.9		22.00	14.66	1	16.94	48	18.03	16.88	-.41	-15.7
▼Wheeler rs	**Q**	**WHLR**	**1.36**	**70.1**		**11.69**	**1.95**	**40**	**1.94**	**264**	**2.55**	**1.72**	**-.31**	**-80.6**
WhrIpl	N	WHR	4.60	4.1		187.47	102.13	1152	113.20	5008	120.77	112.70	-7.17	-32.9
WhtMtIns	N	WTM	1.00	.1	71	980.89	786.23	16	894.73	84	929.49	892.47	-29.65	+5.1
WhiteHFin	Q	WHF	1.42	10.3	9	15.80	10.92	39	13.85	234	14.21	13.24	+.59	+3.2
WhitHF25 n	Q	WHFBZ	1.63	6.6		24.89	24.30	10	24.72	80	24.80	24.54	+.03	+.3
WhitestnR	N	WSR	1.14	8.1	35	15.15	10.06	238	14.16	1602	14.44	13.92	-.02	-1.7
WhitngPet rs	N	WLL				56.47	21.38	4092	28.14	21279	31.18	27.58	-1.76	+6.3
WidOpW n	N	WOW				12.91	6.03	246	7.98	1574	8.57	7.84	-.50	-24.5
WidePoint	A	WYY				.73	.40	61	.46	291	.48	.45	-.00	-29.2
WildhRs n	**N**	**WRD**			**70**	**29.67**	**15.25**	**906**	**15.38**	**6810**	**17.69**	**15.33**	**-2.10**	**-16.5**
▼WileyJA	N	JW/A	1.20	2.4	15	71.75	50.02	222	49.63	1186	52.50	49.54	-1.82	-24.5
▼WileyJB	N	JW/B	1.20	2.4	15	71.40	49.81	0	50.31	1	51.99	49.81	-.70	-23.4
Wilhelmina	Q	WHLM			37	7.54	4.90		5.85	0				-9.6
WillScot	Q	WSC				18.19	10.35	514	11.39	3357	13.32	11.31	-1.08	-10.3
▼WillmValV	Q	WVVI	.22p		21	8.55	7.02	5	7.04	20	7.60	7.00	-.31	-14.7
WillVV pfA	Q	WVVIP	.22e	4.3		6.00	4.17	0	5.15	0	5.15	5.15	-.05	-1.2
Willdan	Q	WLDN			26	39.00	19.25	41	34.43	304	37.89	34.11	-3.03	+43.8
WLyonHm	N	WLH			6	32.95	11.10	294	11.48	1792	12.03	11.40	-.26	-60.5
▼WmsCos	N	WMB	1.36	5.8	9	33.67	23.54	6969	23.45	50620	24.65	23.35	-.69	-23.1
WmsSon	N	WSM	1.72	3.3	16	73.99	46.92	1003	52.18	7764	54.87	51.87	-1.81	+.9
WillisLFn	Q	WLFC			8	39.95	22.51	6	34.33	42	37.00	34.33	-1.65	+37.5
WillisTwW	Q	WLTW	2.40	1.6	36	164.99	134.50	493	153.76	2963	157.32	153.46	-2.74	+2.0
Windstm rs	Q	WIN				11.20	2.61	971	2.76	5062	3.08	2.62	-.15	-70.2
Wingstop n	Q	WING	.36a	.6	72	75.58	37.50	469	63.21	2011	65.42	61.50	+1.78	+62.2
Winmark	Q	WINA	.60	.4	25	187.10	123.65	2	154.15	18	163.30	149.51	-4.05	+19.1
▼Winnbgo	**N**	**WGO**	**.44p**	**2.1**	**6**	**58.65**	**20.37**	**563**	**20.65**	**2783**	**22.95**	**20.27**	**-2.33**	**-62.9**
▼WinsFin	Q	WINS				390.88	23.18	2	26.00	9	26.30	23.10	+1.00	-85.6
▼Wintrust	Q	WTFC	.76	1.1	14	99.96	68.03	408	67.45	2112	73.14	66.57	-4.40	-18.1
Wintrst pfD	Q	WTFCM	1.64	6.4		28.22	24.10	30	25.54	115	25.64	25.05	+.39	-8.7
Wipro s	N	WIT	.03e	.6		5.99	4.50	685	5.19	4150	5.32	4.98	+.04	-5.1
WirelessT	A	WTT				2.64	1.52	26	1.84	70	1.88	1.71	+.10	-24.3
▼WT IntQua	N	IQDG				32.75	25.78	21	25.79	105	26.44	25.78	-.33	-16.0
WT ST HiYl	N	SFHY				51.40	48.10	1	49.20	6	49.45	48.87	+.14	+.4
WT ShTr n	N	SFIG				49.41	48.54	5	48.78	12	48.78	48.73	+.07	-1.1
WT HiYld n	N	WHFY				54.14	48.26	1	48.76	3	49.02	48.53	+.21	-3.2
WT Corp n	N	WFIG				50.01	46.90		47.26	0	47.40	47.40	+.15	-5.4
WT EmMDv	N	DVEM				36.70	28.00	11	28.93	39	29.56	28.58	+.03	-12.9
▼WT G exMx	N	XMX				31.68	27.58		27.69	0	27.58	27.58	-.60	-6.5
▼WT DyCEu	N	DDEZ				33.88	25.69		26.43	1	26.42	25.69	+.45	-16.1
▼WT DyInEq	N	DDWM				32.00	26.54	35	26.88	242	27.32	26.54	-.04	-12.0
▼WT DyInSm	N	DDLS				34.74	28.02	4	28.20	82	28.54	28.02	-.26	-15.8
▼WT DynCJp	N	DDJP				31.29	26.48		26.40	1	26.55	26.48	-.70	-11.6
WTBearEq	N	DYB				26.88	24.72	7	25.14	57	25.49	25.07	-.21	-3.6
WisdTrMdE	Q	GULF	1.10e	5.9		20.14	16.71	1	18.75	29	18.99	18.49	+.03	+6.4
WT LgSEq	N	DYLS				35.96	30.64	102	30.98	932	32.07	30.89	-.54	-4.9
▼WT EuLoc	N	EZR				34.19	22.24	2	22.42	14	22.85	22.24	-.23	-28.0
▼WT SCDiv	N	HGSD				26.82	23.85		23.82	0	23.85	23.85	-1.05	-9.1
▼WT GlSmC	N	GSD				35.24	28.83	2	28.68	5	29.09	28.61	-.55	-13.3
WT StrDl n	N	EMSD				29.79	27.19		28.46					+1.8
WTUSEnYd	N	AGGY	1.44	3.0		50.91	47.35	32	47.88	505	47.97	47.79	+.04	-5.6

Name	Exch. Market	Symbol	Div	Yield	PE	52-week High	52-week Low	Vol 1000s	Friday Last	Vol 1000s	Weekly High	Weekly Low	Chg	YTD % Chg
▼WTEurSmC	N	EUSC	.53e			32.83	26.45	13	26.83	141	27.27	26.45	-.11	-13.7
WT PutStr	N	PUTW				30.83	26.65	31	26.96	671	27.79	26.81	-.33	-7.2
WT EMexSt	N	XSOE	.77e	3.0		35.10	24.32	244	25.93	484	26.53	25.41	-.03	-18.6
▼WT JpDvG	N	JHDG				30.34	25.21	0	25.77	2	25.89	25.21	+.26	-11.0
▼WTIntHDv	N	IHDG	.70e	1.5		33.04	28.59	165	28.77	618	29.38	28.59	-.11	-9.2
▼WT EurDiv	N	EUDG	.51e	2.3		28.46	22.52	4	22.65	55	23.99	22.52	-.18	-16.0
WTFltRtTr	N	USFR				27.90	24.99	547	25.11	3318	25.13	25.10	+.01	+.4
▼WT SCQDv	Q	DGRS	.66e	2.0		38.74	32.63	15	32.37	215	33.71	32.27	-.85	-9.4
WT USQDv	Q	DGRW	.59e	1.5		44.96	38.98	427	39.69	2206	41.12	39.55	-.75	-4.2
▼WT EurHdg	N	HEDJ	3.51e	2.6		67.62	56.54	794	57.80	4705	58.75	56.54	+.58	-9.3
WTChixSte	Q	CXSE	1.54e	2.4		96.79	59.55	5	64.58	59	66.22	63.18	-.07	-25.1
WTEMCpBd	Q	EMCB	3.18	4.7		73.62	67.08	1	68.32	7	68.43	67.81	+.51	-6.5
WT AsiaDb	N	ALD	1.02	2.3		46.97	41.78		43.56	36	43.72	43.23	+.08	-4.7
WTEmLDbt	N	ELD	1.74	5.3		40.08	31.66	19	33.09	217	33.33	32.86	-.14	-13.9
▼WisDynCu n	N	DHDG				26.16	21.00	66	21.03	268	21.51	20.97	-.21	-16.0
WisYldEn n	N	SHAG				52.53	48.41	24	48.71	53	48.76	48.55	+.03	-2.1
Wis US Mul	N	USMF				31.12	26.47	10	27.46	729	28.36	27.40	-.47	-1.2
GrnHCmdty	N	GCC				19.89	17.35	61	17.98	484	18.18	17.95	-.21	-6.5
▼WisdomTr	Q	WETF	.12	1.8	15	13.41	6.20	823	6.52	4784	6.69	6.20	-.06	-48.0
▼WT Diefa	N	DWM	.74e	1.6		59.63	47.18	50	47.65	520	48.59	47.18	-.35	-14.6
▼WT DefaEq	N	DTH	1.75e	4.6		47.40	37.46	28	37.88	243	38.68	37.46	-.29	-14.7
▼WTDv exF	N	DTN	2.48e	3.0		92.93	80.90	22	81.70	91	83.55	80.90	-1.01	-7.6
▼WTEurEq	N	DEW	1.75e	4.0		51.17	43.24	12	43.76	82	44.37	43.24	-.21	-9.8
▼WTEurSC	N	DFE	1.48e	2.8		75.61	53.32	58	53.71	457	54.98	53.32	-1.09	-23.9
WT EqInco	N	DHS	2.10e	3.1		75.26	66.21	34	68.66	116	70.19	68.24	-1.10	-5.7
▼WTIntD exF	N	DOO	2.01e	5.2		46.39	38.37	18	38.80	67	39.46	38.37	-.00	-10.6
▼WT IntLC	N	DOL	1.69e	3.9		54.18	43.22	40	43.78	310	44.62	43.22	-.22	-13.5
▼WTIntMC	N	DIM	1.53e	2.6		73.72	57.12	73	57.92	185	59.02	57.12	-.45	-16.0
▼WTIntSC	N	DLS	1.16e	1.9		81.62	61.35	257	62.08	1822	63.11	61.35	-.76	-19.2
▼WTGxUSDv	N	DNL	.99e	2.0		62.84	49.83	24	50.28	76	51.68	49.83	-.14	-15.0
▼WTJpnSC	N	DFJ	1.26e	1.9		85.64	67.16	66	67.51	480	68.62	67.16	-1.17	-16.1
▼WTJpHedg	N	DXJ	1.37e	2.7		62.78	49.48	1273	50.07	9754	51.08	49.48	-.26	-15.6
WT LCD	N	DLN	1.84e	2.1		97.25	85.86	51	88.04	403	90.26	87.35	-1.20	-4.4
WT MCD s	N	DON				37.56	32.65	357	33.19	2032	34.13	33.09	-.66	-5.9
▼WTAustDiv	N	AUSE	1.46e	3.0		61.99	48.55	1	49.16	35	50.14	48.55	-.54	-17.4
WTAsiaPxJ	N	AXJL	2.22e	3.6		75.33	60.20	1	62.09	12	63.20	61.12	-.21	-11.6
▼WT SC s	N	DES				30.76	26.14	317	25.92	1776	26.90	25.87	-.64	-10.8
WT TotDv	N	DTD	2.05e	2.3		97.76	86.50	9	88.38	61	90.58	87.95	-1.33	-4.9
WT MgdFut	N	WDTI				41.50	39.27	38	40.11	467	40.56	39.92	+.19	+1.3
WT EmCur	N	CEW				20.09	17.63	3	18.31	26	18.40	18.24	-.09	-5.8
WTChiYuan	A	CYB				26.90	25.32		26.78					+2.7
WTESCDv	N	DGS	1.29e	3.0		57.04	39.79	85	42.60	587	43.28	41.77	+.16	-18.3
WT EmEq	N	DEM	1.80e	4.4		50.31	38.90	474	40.68	3031	41.35	40.11	-.06	-10.3
WTEMQDv	Q	DGRE	.67e	3.0		28.95	21.07	29	22.64	158	23.00	22.02	+.18	-16.9
WTGxUSRe	N	DRW	1.22e	4.3		34.85	27.11	28	28.54	230	28.88	27.93	+.12	-12.3
WT JpCapG	N	DXJC	3.43e	2.0		31.10	26.69		26.91					-7.2
▼WT NegAB	Q	AGND	.78	1.8		45.12	42.59	41	43.10	97	43.50	42.59	+.05	-.6
WT IntHdg	Q	AGZD	.84	1.8		49.15	47.37	21	47.51	130	48.64	47.40	+.02	-1.9
▼WT NegHY	Q	HYND	.90e	4.4		22.48	20.16	7	20.46	102	20.69	20.16	+.02	-.2
WT India	N	EPI	.22e	.9		29.52	21.66	1626	23.65	12654	23.86	22.15	+.38	-15.1
WT IntHY	Q	HYZD	1.02	4.4		26.52	23.14	477	23.30	1838	23.53	23.14	+.08	-3.6
▼WTGermH	Q	DXGE	1.39e	2.7		33.99	26.41	26	26.93	76	27.24	26.41	+.21	-16.4
WT JpHFn	N	DXJF	3.48e	1.2		27.59	21.93	1	21.87	104	22.23	21.94	-.26	-15.7
WTUSDBull	N	USDU	1.78e			27.79	24.78	10	27.64	56	27.70	27.43	+.15	+6.7
WT JpSCEq	Q	DXJS	1.10e	.6		47.87	39.06	18	39.60	89	40.37	39.25	-.35	-14.1
WTEMCnG	Q	EMCG	.59e	2.9		28.89	18.97	8	20.20	119	20.60	19.78	+.05	-25.0
▼WT LowPE	N	EZY	.90e	1.2		88.83	77.03	1	77.08	4	79.36	77.03	-3.24	-5.8
▼WT SCErn	N	EES	.95e	2.8		41.06	33.74	108	33.37	350	34.81	33.30	-.96	-7.9
▼WT MCEr s	N	EZM				42.52	35.71	81	35.69	407	37.11	35.63	-1.03	-10.1
▼WT Er500 s	N	EPS				33.26	29.21	9	29.34	80	30.22	29.21	-.43	-5.6
▼WT TotErn	N	EXT	1.49e	5.0		34.06	30.00	3	29.96	15	30.86	29.88	-.51	-6.0
Wix.com	Q	WIX				121.45	52.60	1084	87.20	5635	95.56	85.27	-2.22	+51.5
WolvWW	N	WWW	.32	1.0	24	39.77	27.93	372	32.40	2576	34.05	32.24	-.66	+1.6
Woodward	Q	WWD	.57	.7	28	89.30	68.56	215	76.32	1641	78.24	73.82	+1.13	-.3
WooriBank	N	WF				49.04	38.29	11	41.27	181	41.95	41.01	-.13	-7.7
Workday	Q	WDAY				172.67	100.24	2134	162.03	12441	170.47	158.00	+1.60	+59.3
▼Workhrs rs	Q	WKHS				3.45	.50	178	.51	845	.56	.50	-.03	-80.1
Workiva	N	WK			31	40.84	20.50	111	35.10	896	37.61	34.22	+.84	+64.0
WldAccept	Q	WRLD			14	125.14	75.02	68	99.02	346	107.30	95.75	+.77	+22.7
WorldFuel	N	INT	.24	1.1	10	33.17	19.79	463	22.38	2443	23.83	22.35	-1.54	-20.5
WldW Ent	N	WWE	.48	.7		97.69	28.80	649	72.66	5345	78.08	72.23	-2.27	+137.6
Worldpay	N	WP				103.50	71.40	3167	80.17	14649	83.35	79.50	-1.71	+9.0
▼Worthgtn	N	WOR	.92	2.5	11	49.93	37.05	185	37.14	1244	38.58	36.86	-1.15	-15.7
▼WrapTc n	**Q**	**WRTC**				**4.65**	**3.20**	**61**	**3.19**	**588**	**3.81**	**3.11**	**-.58**	**-19.2**
WrightMed	Q	WMGI				30.75	19.01	1339	27.52	6060	28.42	26.32	+1.03	+24.0
▼WrightM rt	**Q**	**WMGIZ**	**1.50p**			**1.74**	**.01**	**150**	**.02**	**799**	**1.61**	**.01**	**-1.47**	**-98.7**
WyndhamD	N	WYND	2.64f	7.0	7	57.74	33.61	549	37.50	4457	39.25	37.09	-.97	-28.3
WyndHtR n	N	WH	1.00			66.95	43.54	641	47.78	3851	50.12	47.36	-1.55	-22.2
Wynn	Q	WYNN	3.00	2.8	25	203.63	92.50	2033	106.70	12639	111.28	104.24	+1.71	-36.7

X-Y-Z

Name	Exch. Market	Symbol	Div	Yield	PE	52-week High	52-week Low	Vol 1000s	Friday Last	Vol 1000s	Weekly High	Weekly Low	Chg	YTD % Chg
:▼X Finl n	N	XYF				12.50	6.11	13	6.58	86	6.84	6.11	+.18	-40.7
▼XAI Oct n	N	XFLT				10.77	8.35	45	8.26	146	8.58	8.26	-.26	-12.1
▼xG Tech rs	**Q**	**XGTI**				**1.76**	**.32**	**232**	**.31**	**768**	**.43**	**.31**	**-.09**	**-80.9**
XO Group	N	XOXO			94	35.83	17.49	310	34.98	2068	35.06	34.63	+.32	+89.5
XOMA rs	Q	XOMA				37.25	11.88	114	14.23	412	15.13	13.95	-.64	-60.0
▼XPO Logis	**N**	**XPO**			**20**	**116.27**	**41.05**	**23228**	**51.55**	**78369**	**70.14**	**41.05**	**-14.91**	**-43.7**
XTL Bio rs	Q	XTLB				3.94	1.55	3	2.45	15	2.66	2.18	+.21	+7.1
XBiotech n	Q	XBIT				5.80	2.13	136	4.44	597	4.65	4.11	+.30	+12.7
▼XcelBrnds	**Q**	**XELB**			**6**	**3.50**	**1.29**	**97**	**1.39**	**531**	**1.79**	**1.29**	**-.28**	**-57.9**
▲XcelEngy	Q	XEL	1.52	2.9	23	53.96	41.51	6685	53.14	24918	54.11	52.45	-.05	+10.5
Xencor	Q	XNCR				48.38	19.89	172	36.12	829	39.58	35.85	-1.47	+64.8
XeneticB n	Q	XBIO				8.95	1.37	8	2.57	88	2.83	2.49	-.03	+33.9
XeniaHtls n	N	XHR	1.10	5.6	11	25.90	19.08	396	19.48	2487	20.02	19.22	-.40	-9.8
XenonPhm	**Q**	**XENE**				**15.92**	**2.36**	**57**	**6.57**	**444**	**7.39**	**6.55**	**-.74**	**+132.6**
XeriaPh n	Q	XERS			28	27.98	15.75	33	20.11	184	20.66	19.70	-.45	-.5
Xerox rs	N	XRX	1.00	4.1		37.42	23.52	3010	24.45	13229	25.58	24.38	-1.06	-16.1
Xilinx	Q	XLNX	1.44	1.6	45	95.18	62.27	2092	88.82	12349	91.87	86.00	+1.59	+31.7
XinyuanRE	N	XIN	.40	10.0	6	8.29	3.60	211	4.01	859	4.30	3.98	-.24	-41.1
Xperi	**Q**	**XPER**	**.80**	**4.6**		**28.33**	**12.08**	**389**	**17.38**	**6574**	**19.25**	**17.07**	**+4.60**	**-28.8**
XpressSp rs	Q	XSPA			1	1.80	.11	324	.20	3841	.22	.19	+.02	-85.4
▼Xunlei Ltd	**Q**	**XNET**				**24.99**	**4.45**	**439**	**4.40**	**1356**	**5.08**	**4.39**	**-.50**	**-71.4**
Xylem	N	XYL	.84	1.3	27	82.44	63.71	984	65.44	4030	67.57	64.61	-.25	-4.0
▼YETI HI n	**N**	**YETI**				**21.45**	**12.58**	**812**	**13.77**	**5401**	**15.73**	**12.58**	**-1.67**	**-19.0**
YPF Soc	N	YPF	.11e	.8		26.70	13.14	679	14.39	3612	14.99	13.86	-.60	-37.2
▼YRC Wwde	**Q**	**YRCW**				**17.61**	**4.33**	**6480**	**3.17**	**10254**	**5.18**	**3.14**	**-1.94**	**-78.0**
YY Inc	Q	YY			4	142.97	56.65	606	65.63	3002	67.69	62.00	+2.97	-42.0
Yamana g	N	AUY	.02	.9		3.80	2.00	6894	2.12	47212	2.28	2.09	-.14	-32.1
Yandex	Q	YNDX			70	44.49	24.90	1849	28.01	13227	28.98	26.80	-.67	-14.5
YangRvPt n	**Q**	**YERR**				**15.75**	**2.61**	**603**	**3.72**	**5312**	**10.70**	**3.62**	**-4.56**	**-57.8**
Yatra n	**Q**	**YTRA**				**8.34**	**4.05**	**140**	**4.16**	**1027**	**5.06**	**4.05**	**-.56**	**-44.4**
Yelp	N	YELP			19	52.50	29.33	3340	35.24	31284	37.09	34.86	+.65	-16.0
Yext n	N	YEXT				27.19	10.58	383	15.27	2761	16.25	15.17	-.28	+26.9
▼Yld10Bio rs	**Q**	**YTEN**				**8.67**	**.92**	**91**	**1.01**	**1600**	**1.54**	**.92**	**-.28**	**-42.9**
YintechIn n	**Q**	**YIN**	**.36e**	**5.1**		**10.86**	**3.97**	**50**	**7.10**	**179**	**7.20**	**6.09**	**+.95**	**-25.7**
Yirendai n	**N**	**YRD**			**3**	**47.93**	**12.39**	**377**	**12.77**	**1749**	**15.79**	**12.76**	**-1.85**	**-71.0**
YmAbsTh n	Q	YMAB				31.00	18.00	47	21.42	343	24.45	20.22	-1.21	-10.8
▼YogaWks n	**Q**	**YOGA**				**3.61**	**.55**	**16**	**.59**	**172**	**.70**	**.55**	**-.12**	**-79.1**
▲YorkWater	Q	YORW	.69f	2.0	34	35.65	27.45	31	35.02	120	36.10	32.31	+2.49	+3.3
Youngevt n	Q	YGYI				16.25	3.17	30	6.36	357	6.77	6.10	-.25	+54.0
▲YumBrnds	N	YUM	1.44	1.6	33	94.13	75.88	2110	91.70	13346	94.13	88.83	+1.27	+12.4
Yum China	N	YUMC	.48f			48.75	30.10	872	35.64	8658	36.94	34.41	+.66	-10.9
▼YumaEn rs	**A**	**YUMA**				**1.83**	**.14**	**168**	**.14**	**986**	**.18**	**.14**	**-.03**	**-88.3**
ZK Intl n	Q	ZKIN				16.00	1.33	6	1.74	79	1.99	1.60	+.14	-82.3
ZTO Exp n	N	ZTO				22.67	14.51	490	16.44	8703	16.69	15.44	+.61	+3.7
Zafgen	Q	ZFGN				12.36	3.57	142	5.17	1153	5.60	4.88	+.05	+11.9
▼Zagg	Q	ZAGG			8	21.10	9.37	349	9.75	1700	10.17	9.37	-.04	-47.2
ZaiLab n	**Q**	**ZLAB**				**27.34**	**14.29**	**305**	**23.39**	**1778**	**24.93**	**18.94**	**+2.80**	**+10.2**
ZayoGrp	N	ZAYO			61	39.66	21.92	3105	24.88	19636	25.75	24.46	-.09	-32.4
ZealndPh n	Q	ZEAL				18.91	11.51	2	13.20	22	13.42	12.72	+.94	-2.9
ZebraT	Q	ZBRA			42	184.75	101.49	397	171.89	1836	176.19	163.71	+6.55	+65.6
Zedge n	**A**	**ZDGE**				**4.34**	**1.64**	**19**	**2.43**	**50**	**3.34**	**2.20**	**-.78**	**-11.6**
Zendesk	N	ZEN				72.76	33.13	1622	59.86	9288	62.72	57.24	+1.46	+76.9
ZillowA s	**Q**	**ZG**			**76**	**65.42**	**26.20**	**645**	**31.97**	**3857**	**37.08**	**31.65**	**-3.78**	**-21.5**
ZillowC n	**Q**	**Z**				**65.70**	**26.38**	**2632**	**32.38**	**14541**	**37.45**	**32.00**	**-3.72**	**-20.9**
ZimmerBio	N	ZBH	.96	.9	21	134.55	104.28	1024	108.99	8205	115.93	107.68	-.93	-9.7
▼ZionO&G	**Q**	**ZN**				**5.80**	**.40**	**2907**	**.54**	**4383**	**.75**	**.40**	**+.13**	**-75.0**
Zions pfA	N	ZBpA	1.02	5.0		25.19	19.46	5	20.35	38	20.94	20.28	-.05	-16.0
▼Zions pfG	N	ZBpG	1.60	6.4		27.40	24.67	13	24.92	212	25.39	24.67	-.06	-8.4
▼ZionsBcp	Q	ZION	1.04e	2.5	11	59.19	42.40	3878	41.54	18898	45.07	41.41	-3.57	-18.3
ZionBc 28	N	ZBK	1.74	6.2		30.86	27.38	1	28.04	6	28.37	27.79	-.07	-7.0
ZionBc pfH	N	ZBpH	1.44	6.0		26.12	23.56	4	23.83	28	24.25	23.73	-.28	-7.8
Ziopharm	Q	ZIOP				5.25	1.90	1343	2.84	8923	3.29	2.81	-.28	-31.4
Zix Corp	Q	ZIXI			48	7.09	3.82	243	6.25	1225	6.49	6.04	+.01	+42.7
Zoetis	N	ZTS	.66f	.7	41	96.57	70.20	2200	88.45	16123	92.05	87.30	+.36	+22.8
Zogenix rs	Q	ZGNX				62.75	33.42	572	41.44	2891	44.77	40.93	-1.11	+3.5
Zomedica n	A	ZOM				2.98	1.08	41	1.48	179	1.60	1.25	-.01	-25.1
ZosanoP rs	Q	ZSAN				25.70	3.29	17	3.53	405	3.77	3.53	-.22	-66.1
Zscaler n	Q	ZS				48.24	24.76	2855	42.47	9773	44.00	39.18	+2.08	+28.7
▼Zumiez	Q	ZUMZ			14	32.70	17.75	713	19.03	3584	19.08	17.57	+.71	-8.6
Zuora n	N	ZUO				37.78	16.00	1039	18.24	7054	19.50	17.65	+.10	-11.5
ZweigFd	N	ZF	2.44e	26.6		12.98	9.04	164	9.19	485	9.38	9.08	-.03	-28.8
Zymewks n	N	ZYME				29.00	7.26	182	14.10	799	15.37	12.92	+.96	+85.7
▼Zynerba n	**Q**	**ZYNE**				**14.45**	**4.32**	**178**	**4.25**	**979**	**4.97**	**4.20**	**-.55**	**-66.1**
Zynga	Q	ZNGA			93	4.57	3.20	8193	3.71	57830	3.85	3.60	+.11	-7.3
BiP Tin	N	JJT				50.46	44.30		47.74	3	47.78	47.08	+.29	+4.0
BiP Softs	N	JJS				44.44	28.21	1	42.57	3	43.07	42.60	-1.04	+33.2
BiP PrM	N	JJP				60.20	44.51		45.06	0	45.07	45.07	+.21	-22.4
BiP Plat	N	PGM				39.90	17.86		39.45	1	39.35	39.30	+.20	+109.4
BiPNickel	N	JJN				44.85	13.15		43.61	2	43.68	43.25	-.43	+183.3
BiPIndMet	N	JJM				44.01	27.10	0	42.81	1	42.91	42.72	-.08	+40.3
▲BiPGrains	N	JJG				48.80	47.44	0	48.42	4	48.80	48.22	-.20	+1.9
▲BiPEngy	N	JJE				51.89	5.72		51.01	1	51.89	51.86	-.74	+710.2
BiPCopp	N	JJC				43.83	41.90	0	42.42	3	42.82	42.07	+.06	-1.0
▼BiPCoffee	N	JO				42.10	37.50	28	37.66	137	38.86	37.50	-.59	-8.8
BiP Alum	N	JJU				45.67	16.89	0	44.69	1	45.45	44.71	-.64	+124.1
BiPAg	N	JJA				46.67	29.85	0	46.33	2	46.63	46.39	-.31	+52.2
iPt MdFut n	N	VXZB				23.08	16.72		21.12	5	21.36	20.80	+.06	+26.3
iPt ShFut n	N	VXXB				58.10	25.94	79	40.60	2392	42.30	38.43	+.28	+48.9
▼iShSCOp n	N	ESML				28.87	24.12	16	23.79	73	24.73	23.74	-.68	-8.6
▼iShBrHiY n	N	USHY				50.33	46.67	84	47.00	198	47.21	46.67	+.18	-5.7
iSh US Dv n	N	DIVR				28.11	24.05	1	24.77	13	25.47	24.67	-.41	-6.0
iSh iB D27 n	N	IBDS				25.89	22.96	13	23.26	137	23.32	23.08	+.06	-6.7

Nasdaq small cap

Name	Ticker	Friday Last	Friday Chg
- A -			
ACNB Cp	ACNB	36.21	-1.09
ARC Grp	ARCW	1.30	
ARCAbio rs	ABIO	.52	+.02
ASV Hld n	ASV	2.32	-.09
AbeonaTh	ABEO	7.37	-.22
Abraxas	AXAS	1.25	-.16
Acasti g rs	ACST	.66	-.01
AccelrDiag	AXDX	12.89	-.17
AcerTh rs	ACER	17.88	-1.10
AdamisPh	ADMP	2.81	-.08
AdestoTc n	IOTS	4.76	+.02
AdmaBio	ADMA	4.53	-.30
Adomani n	ADOM	.37	
AMD	AMD	19.90	+.04
AehrTest h	AEHR	1.63	-.06
AEtern g rs	AEZS	2.85	-.20
AethIon rs	AEMD	1.33	+.05
Agenus	AGEN	2.42	-.08
AgroFresh	AGFS	3.85	-.36
Airgain n	AIRG	11.22	-.29
AkariTh rs	AKTX	1.77	+.07
Akoustis n	AKTS	5.36	+.04
Albireo	ALBO	23.50	-.91
AldeyraTh	ALDX	9.46	-.03
All MMA n	AMMA	.19	+.00
Alliqua rs	ALQA	2.69	+.56
AltaMesa n	AMR	1.25	-.07
AltusMid	ALTM	8.73	-.72
AmeriHld n	AMRH	.23	-.02
AmElTech	AETI	.89	+.02
AmesNatl	ATLO	25.70	-.59
Anavex rs	AVXL	2.01	-.03
AntaresP	ATRS	3.02	-.09
ApollEnd rs	APEN	4.03	-.02
ApolMed n	AMEH	17.07	-1.10
ApplRecy h	ARCI	.53	-.01

Name	Ticker	Friday Last	Friday Chg
ApldDNA	APDN	.90	-.10
ApricusB rs	APRI	.28	-.05
AptoseB g	APTO	2.26	-.07
AquaMetal h	AQMS	1.81	-.03
AquaB Tc n	AQB	2.15	-.08
Aradigm h	ARDM	.47	-.04
Arcimoto n	FUV	2.15	+.24
ArtsWay	ARTW	2.25	-.09
AspenGp n	ASPU	5.55	+.35
AssembBio	ASMB	21.92	-.83
Astrotch rs	ASTC	3.52	-.17
AsureSftw h	ASUR	5.54	-.08
Athersys	ATHX	1.92	-.07
Atomera n	ATOM	3.51	+.06
AttisInd hn	ATIS	.19	+.01
Attunity	ATTU	20.36	-.27
AutoWeb	AUTO	2.33	-.07
AveThera n	ATXI	5.28	+.18
AVEO Ph h	AVEO	1.95	-.04
AvidBios rs	CDMO	5.22	+.04
AxoGen	AXGN	28.60	-.49
AzurRx n	AZRX	1.76	+.03
- B -			
BOS Ltd	BOSC	2.13	
BSB Bcp	BLMT	29.90	-.47
BankSC	BKSC	18.30	+.25
Beyondsp n	BYSI	20.40	+.20
BioDlvry If	BDSI	3.55	-.14
BioLifeSol	BLFS	11.09	+.02
BioLneRx h	BLRX	.62	-.02
Bioblast rs	ORPN	1.12	-.06
BlRidgAc n	BRAC	9.98	
Boxlight n	BOXL	1.70	-.13
Brainstorm	BCLI	3.03	-.06
BridgIne rs	BLIN	.29	-.01
BroadVis	BVSN	1.72	+.06
BrdwyFn h	BYFC	1.23	+.03
BroadwdE	BWEN	1.50	-.05

Name	Ticker	Friday Last	Friday Chg
- C -			
CAS Med	CASM	1.72	-.02
CASI Phr h	CASI	4.25	-.02
CHF Sol rs	CHFS	.72	+.01
CM SevSt n	CMSS	10.13	-.02
CTI BioP rs	CTIC	1.25	-.12
CUI Glbl	CUI	1.55	+.07
CVD Eqp	CVV	3.89	-.13
Caladriu rs	CLBS	4.74	-.04
CambLrn	ABCD	14.48	
CancrGen h	CGIX	.56	+.19
Capricor	CAPR	.53	-.02
CpstnTur rs	CPST	.64	-.02
CaroFin s	CARO	31.30	-.24
CatalstB rs	CBIO	9.62	-.25
CatalystPh	CPRX	2.34	-.12
Catasys n	CATS	10.88	-.55
Celcuity n	CELC	22.34	-.45
CelldexTh	CLDX	.25	-.01
CellectBio n	APOP	2.81	-.29
Celsion rs	CLSN	1.96	+.04
CelsiusH n	CELH	3.46	-.01
Cemtrex rs	CETX	.82	+.01
CntRsDvA	CDEV	12.72	-.95
CntlVyCm	CVCY	18.80	-.26
CentricB rs	CTRC	4.11	+.04
CentCas	CNTY	6.68	-.03
Cerecor n	CERC	3.32	-.08
CescaTh h	KOOL	.30	-.01
ChampO hrs	CSBR	9.84	+.09
Chantic rs	BURG	2.00	-.08
CharlsCol h	CTHR	.90	+.01
ChckPnt n	CKPT	2.02	+.07
Chembio	CEMI	5.98	-.02
ChAdvCns	CADC	2.41	-.24
ChinaAuto	CAAS	2.32	-.07
ChinCer rs	CCCL	1.10	-.05
ChiCmCr h	GLG	.48	-.02

Name	Ticker	Friday Last	Friday Chg
ChiCustR n	CCRC	12.00	-.12
ChinaJJ h	CJJD	2.28	-.00
ChinLend h	CLDC	1.07	
ChiRecy rs	CREG	1.01	-.04
ChinaNt rs	CNET	1.43	-.04
ChromaDx n	CDXC	3.02	-.01
CitiusPh n	CTXR	1.10	+.06
CivistaBcsh	CIVB	18.08	-1.28
ClearOne	CLRO	1.27	-.10
ClearSign	CLIR	1.16	+.04
CoDiagn n	CODX	1.92	-.15
CohBar n	CWBR	3.92	+.37
CmtyBkTr	ESXB	7.98	+.07
CmstkH rs	CHCI	1.82	+.06
ConcrPump	BBCP	9.90	-.05
ConstAlph n	CNAC	10.21	+.01
ConstAl rt	CNACR	.15	
ContraFect	CFRX	2.08	+.03
Corcept	CORT	16.11	-1.08
CountrP rs	CPAH	1.43	+.02
CryoPort rs	CYRX	9.15	-.86
CueBioph n	CUE	5.27	+.14
Cyclacel rs	CYCC	.84	+.03
CymaBay	CBAY	8.66	+.01
Cyren Ltd	CYRN	2.52	-.08
CytRx rs	CYTR	.47	-.03
Cytosorbnt	CTSO	9.07	+.32
- D -			
DareBio rs	DARE	.75	+.04
DarioHlth	DRIO	.73	-.11
DasanZ rs	DZSI	12.39	-.02
Daseke n	DSKE	3.35	+.09
Data IO	DAIO	5.51	+.19
DelTaco	TACO	10.07	-.11
DelmarPh n	DMPI	.45	-.01
DeltaTch h	DELT	1.01	-.01
Dennys	DENN	16.58	-.11
Determine	DTRM	.46	-.03

Name	Ticker	Friday Last	Friday Chg
DigitalAlly	DGLY	2.64	+.14
DigitlTurb	APPS	2.00	-.03
Diversicre	DVCR	3.10	-.04
DivrsRst h	SAUC	.85	-.06
DolphEnt hn	DLPN	1.10	
DrprOkw n	DOTA	6.70	-3.61
DrprOk rt	DOTAR	.33	+.10
DryShips s	DRYS	6.03	+.20
Dynasil	DYSL	.85	
DynavaxT	DVAX	10.62	+.13
- E -			
ENDRA n	NDRA	2.14	-.11
ENGlobal	ENG	.71	-.01
EagleBncp	EGBN	50.14	-1.93
EastsDist n	EAST	6.17	+.02
Eco-Stim h	ESES	.08	-.02
eGain	EGAN	7.07	+.03
EksoBio n	EKSO	1.64	-.06
Energous	WATT	6.75	-.08
EngyFocus	EFOI	.81	-.11
Euroseas rs	ESEA	.76	-.08
EvofemBio	EVFM	3.54	-.31
EvokePhm	EVOK	2.48	-.07
EvolvgSys	EVOL	1.50	+.01
ExactSci h	EXAS	68.31	+.46
ExelaTch n	XELA	4.05	+.03
EyegatePh	EYEG	.53	+.03
- F -			
FAT Br n	FAT	5.67	+.48
FS Bncp	FSBW	42.99	-.30
FalcMinrl	FLMN	7.35	+.04
FarmersNB	FMNB	12.45	-.31
FenncPhr n	FENC	5.91	-.09
FinjanH	FNJN	2.69	-.01
First Ll s	FLIC	19.99	-.32
FiveStar h	FVE	.32	+.01
FlexSh h	FPAY	.73	+.03

Name	Ticker	Friday Last	Friday Chg
Fonar	FONR	21.13	-.08
ForshtAut n	FRSX	2.13	-.02
FortressBio	FBIO	1.05	+.03
Forward	FORD	1.41	
FullHseR	FLL	2.17	-.04
- G -			
GSV Cap	GSVC	6.33	-.01
GTx Inc rs	GTXI	1.19	
GalectinTh	GALT	4.99	-.05
GalmedPh	GLMD	8.31	-.35
GeneticT rs	GENE	.76	-.10
GeniusBr n	GNUS	2.40	+.09
Gevo rs	GEVO	2.53	-.05
GigaMda rs	GIGM	2.59	
GblEagEnt	ENT	2.35	-.06
GlSlfStor n	SELF	3.99	-.04
GoodTimes	GTIM	2.80	-1.00
GreenBrick	GRBK	7.88	-.03
GrpoFin	GGAL	27.53	-.26
- H -			
HTG Mol h	HTGM	3.00	-.06
HalladorE	HNRG	5.39	-.15
HaymkAc n	HYAC	10.05	
HaymkA un	HYACU	10.60	+.02
HebronTc n	HEBT	.70	+.09
HennesAd s	HNNA	11.08	+.17
HernTher h	HRTX	24.97	-1.09
HeskaCorp	HSKA	96.67	-1.12
Histogen h	HSGX	.55	+.03
HostessBr n	TWNK	11.22	-.39
HowardBcp	HBMD	13.75	-.25
HudsonTc	HDSN	1.27	-.13
HuttigBld	HBP	2.52	+.12
- I -			
ICAD	ICAD	3.76	-.22
IF Bancp	IROQ	20.89	

Name	Ticker	Friday Last	Friday Chg
IFresh n	IFMK	.95	-.04
iPicEnt n	IPIC	3.00	-.11
IdealPower	IPWR	.26	+.01
Ideanom h	IDEX	1.53	-.06
Identive If	INVE	4.25	-.20
ImprimisP	IMMY	5.83	-.12
InfrEnAlt	IEA	8.58	+.09
IntecPhm n	NTEC	8.13	+.22
IntlMonExp	IMXI	11.43	-.25
IntrpDia rs	IDXG	1.02	+.02
iRadimed	IRMD	27.02	-.24
Iteris	ITI	3.99	-.04
IzeaWrldwd	IZEA	1.23	+.01
- J -			
Jason Inds	JASN	1.57	-.03
JensynAc wt	JSYNW	.09	
JointCorp	JYNT	7.35	-.23
- K -			
KindredBio	KIN	11.89	-.37
KingldJw	KGJI	.80	+.01
Kingstone	KINS	15.00	-.26
KitovPh n	KTOV	.92	-.13
Koss h	KOSS	2.13	+.26
KrystlBio n	KRYS	24.76	-.13
- L -			
LCNB Corp	LCNB	15.46	-.19
LRAD h	LRAD	2.47	+.19
LaJollaPh	LJPC	12.80	-.60
LandsEnd	LE	14.57	+.62
Lantronix	LTRX	2.79	-.12
Lifevant rs	LFVN	14.24	-.30
LightPath	LPTH	1.67	+.04
Lightbrdg rs	LTBR	.66	+.01
Limbach n	LMB	3.89	+.15
LindbladEx	LIND	12.99	-.07
Lipocine	LPCN	1.39	+.01

Nasdaq small cap

Continued from **previous page**

Name	Ticker	Friday Last	Chg
LunaInn h	LUNA	3.06	-.04
- M -			
MEI Phrm	MEIP	2.53	+.08
MER Tel rs	MTSL	1.76	-.14
MICT Inc	MICT	.37	+.04
MVB Fin n	MVBF	17.80	-.04
MYOS	MYOS	1.50	
MackFn	MFNC	13.60	+.10
MadrigP rs	MDGL	110.24	+1.92
MagneG rs	MNGA	.27	-.01
ManhBrCa	LOAN	5.87	+.12
Manitex	MNTX	6.60	-.16
MaraPat hrs	MARA	.43	-.02
MarPet	MARPS	1.98	+.14
MarkerTh	MRKR	6.82	+.04
Marrone	MBII	1.20	
MedTrBill	MTBC	4.60	-.01
MedTBill pf	MTBCP	25.70	-.28
MeetGrp	MEET	3.71	-.12
MerchBcp n	MBIN	21.00	+.02
Midatech n	MTP	.19	+.00
Miragen rs	MGEN	2.96	-.04
MiratiTher	MRTX	40.38	-1.11
MitekSys	MITK	10.41	-.13
ModMed n	MMDM	10.15	
ModMed rt	MMDMR	.25	-.03
MolecTemp	MTEM	4.56	-.24
Moleculin n	MBRX	1.26	
MoSys rs	MOSY	.18	-.01
Moxian n	MOXC	.50	-.02
MySize n	MYSZ	.90	-.01
MyndAnaly	MYND	1.26	-.01

Name	Ticker	Friday Last	Chg
- N -			
NF EngSv	NFEC	17.00	-2.36
NI Hldg n	NODK	15.95	+.04
NV5 Global	NVEE	63.43	-.48
NVE Corp	NVEC	94.50	-.25
NanoDim n	NNDM	1.25	-.05
NatEnrSv n	NESR	8.68	+.10
NatHlTr n	NHTC	22.83	-.10
NeoGenom	NEO	13.25	-.18
NeptWln g	NEPT	2.81	-.13
NetElem rs	NETE	7.12	+.09
NetSolTch	NTWK	5.89	-.25
Neuralst h	CUR	.44	+.00
NeurMx rs	NURO	.84	-.02
Neurotrpe h	NTRP	4.10	-.34
NewAgeB n	NBEV	5.94	+.05
NewatrTc n	NEWA	7.80	-.01
Nexeo Sol	NXEO	8.77	-.38
NicoletBc n	NCBS	50.21	-.85
NovumeS n	NVMM	.62	+.00
NovusTher rs	NVUS	3.00	+.16
Nxt-ID rs	NXTD	.79	-.05
NymoxPh	NYMX	1.60	-.06
- O -			
OasmiaPh n	OASM	3.45	+.18
OceanBio	OBCI	3.30	+.03
OceanPw h	OPTT	.39	+.01
OdysMr rsh	OMEX	4.75	-.48
OhrPhar h	OHRP	.13	-.00
OldLnBc	OLBK	27.70	-.16
OnTrack	OTIV	.79	-.01
OncoSec rs	ONCS	.77	-.02
OneGpHosp	STKS	2.35	-.10
OneHorz rs	OHGI	.11	-.01
OneSpan	OSPN	15.42	-.51
OpGen n rs	OPGN	.96	+.02

Name	Ticker	Friday Last	Chg
OpiantPh n	OPNT	15.25	-.14
OramedPh	ORMP	3.92	-.08
OrionEng h	OESX	.69	-.01
OrrstownF	ORRF	19.70	+.01
OssenInn rs	OSN	1.64	-.19
Otelco	OTEL	16.25	+.25
Oxbridge	OXBR	.81	+.00
P-Q			
PB Bncp	PBBI	11.00	+.24
PCSB Fn n	PCSB	19.85	+.12
PacEthanol	PEIX	1.40	-.04
ParkCity	PCYG	7.07	-.25
ParkeBcp	PKBK	17.77	-.11
Pavmed n	PAVM	1.07	+.06
PayData rs	PYDS	1.84	+.04
pdvWirelss	PDVW	37.94	-1.11
PensarAc n	WRLS	10.08	
PensrAc rt	WRLSR	.30	
PeopUtah n	PUB	29.34	-.06
PermaFix	PESI	2.63	+.02
PFSweb	PFSW	5.29	-.01
Phio Ph rs	PHIO	.35	+.00
PierisPhm	PIRS	2.92	-.14
PioneerPw	PPSI	5.50	+.32
PlugPowr h	PLUG	1.37	-.08
PlumasBc	PLBC	22.11	-.14
PluristemT	PSTI	.85	-.03
PointsInt g	PCOM	10.13	-.40
PolarPwr n	POLA	5.15	-.09
Polarity rs	PTE	15.35	-.82
PranBio rs	PRAN	1.40	+.07
Precipio n	PRPO	.19	-.01
PrecTh h	AIPT	.75	
ProDex	PDEX	12.85	-.82
ProfirEng	PFIE	1.71	-.03
PsychmCp	PMD	15.85	-.01
PulseBio n	PLSE	11.94	-.49

Name	Ticker	Friday Last	Chg
PureCycle	PCYO	9.50	-.01
PyxisTnkr	PXS	1.19	+.06
Qualstar rs	QBAK	5.55	+.05
QuestRes rs	QRHC	1.40	-.03
- R -			
RMR Gp h	RMR	63.34	-1.61
RadaElc rs	RADA	2.99	-.01
Radcom	RDCM	8.22	-.39
RaveRest	RAVE	1.13	-.07
ReadIntlA	RDI	15.25	
RealGSol h	RGSE	.58	-.00
ReconTech	RCON	.76	-.02
RecroPhm	REPH	7.64	+.07
RedhillBio	RDHL	6.80	+.11
ReliantBcp	RBNC	22.77	-.23
RemarkHld	MARK	1.56	
RenminTi rs	ABAC	1.14	
RschFrnt	REFR	1.65	-.04
Resonant	RESN	1.44	+.04
RetoEco n	RETO	1.67	-.22
RevolutL rs	RVLT	.59	+.01
ReWalkRob	RWLK	.21	+.00
RiceBran	RIBT	3.43	
RiotBlck	RIOT	1.35	-.19
Rosehill n	ROSE	2.71	-.22
RmblOn B n	RMBL	5.28	-.26
- S -			
S&WSeed	SANW	2.60	+.07
SelasLf rs	SLS	1.60	+.02
SGOCO rs	SGOC	1.06	+.06
SPAR Gp h	SGRP	.65	-.01
SeanrgM rs	SHIP	.62	+.02
SearsH&O	SHOS	2.11	
SecndSight	EYES	.91	+.05
SenesTc n	SNES	.61	-.01
SensusHlt n	SRTS	5.74	-.06

Name	Ticker	Friday Last	Chg
SentEn n	STNL	10.02	-.03
SentEn un	STNLU	10.35	
SeqentialB	SQBG	.80	-.02
Sharps	SMED	3.34	-.02
SharpSprg	SHSP	12.79	-.26
ShiftPixy n	PIXY	2.39	+.04
Shineco n	TYHT	.56	-.01
ShotSpot n	SSTI	34.54	-1.01
SiNtx Tc	SINT	.23	+.00
SiebertFn	SIEB	11.15	
SifyTech	SIFY	1.59	-.03
SigmaL hn	SGLB	1.52	+.01
Sigmatr	SGMA	2.68	-.18
SimplyGd n	SMPL	18.77	-.45
Simulations	SLP	19.02	+.11
SinoGlobl	SINO	.86	+.00
SitoMobl rs	SITO	1.06	-.07
SkySolar	SKYS	.66	-.01
SmaashEnt	SMSH	2.21	+.29
SmartFn rs	SMBK	18.00	-.22
SmthM hrs	SMSI	2.09	
SocilRltyA n	SRAX	2.56	-.04
SocketM n	SCKT	1.74	-.01
SolenoTh rs	SLNO	1.61	-.17
Soligenix n	SNGX	.94	-.03
SonicFdry	SOFO	1.13	+.03
SonomaPh	SNOA	.75	-.04
Sophiris	SPHS	2.07	-.08
SorrentoTh	SRNE	2.61	+.10
Spherix rs	SPEX	.80	-.00
SprBkPh n	SBPH	10.02	-.02
Staff360 rs	STAF	1.65	+.12
StateBkFn	STBZ	22.43	-.49
StemlineTh	STML	10.36	+.39
SterlBcp n	SBT	8.39	-.31
Stewrdshp	SSFN	9.76	-.24
StrataS rs	SSKN	2.86	-.15

Name	Ticker	Friday Last	Chg
StreamHlth	STRM	.82	+.01
SummerInf	SUMR	.94	-.01
SumFWV	SMMF	19.20	-.18
SunesisP rs	SNSS	.37	-.03
Sunworks n	SUNW	.34	-.02
SuperCom	SPCB	1.37	-.04
supprt.cm rs	SPRT	2.40	
Synthes rs	SES	1.15	-.06
- T -			
TDH Hld n	PETZ	.81	+.01
TG Thera	TGTX	4.75	-.25
Tantech n	TANH	1.75	+.10
Taoping h	TAOP	1.04	-.04
TechComm	TCCO	3.08	-.12
Tecnoglass	TGLS	8.58	-.20
Tecogen	TGEN	3.50	-.18
Tellurian rs	TELL	6.88	+.06
TherpxBio n	TRPX	4.62	-.32
TheStreet	TST	2.05	
Tiptree	TIPT	5.28	-.13
TitanPh rs	TTNP	.27	+.00
TopImage	TISA	.60	
Torchlght	TRCH	.64	-.01
TrilliumTh	TRIL	1.86	+.09
Trovagn rsh	TROV	.62	-.03
Tucows grs	TCX	63.61	-.21
TymeTch n	TYME	3.86	-.32
- U -			
US Concrte	USCR	33.73	-.12
US Gld rs	USAU	.93	+.00
US WellS n	USWS	7.46	+.18
UFP Tch	UFPT	33.16	+.84
USGlobInv	GROW	1.05	+.01
UtdInsur	UIHC	17.48	-.46
US Engy rs	USEG	.81	
UrbanOnD	UONEK	2.20	-.04

Name	Ticker	Friday Last	Chg
- V -			
Valerits hn	VLRX	.37	+.01
VantEng n	VEAC	10.08	+.05
Vaxart rs	VXRT	2.50	-.18
Vericel	VCEL	17.10	
Veritone n	VERI	5.67	-.11
Vermillion	VRML	.47	-.02
VerraMo n	VRRM	9.75	-.23
VertexEn	VTNR	1.30	+.04
Veru Inc	VERU	1.35	
Vical rs	VICL	1.15	-.06
VikingTh n	VKTX	8.99	-.32
VistaGn n	VTGN	1.62	-.01
ViveveMd n	VIVE	1.32	-.13
Vivopwr n	VVPR	.88	+.03
vTvTherap	VTVT	1.61	-.08
Vuzix	VUZI	5.50	-.13
- W -			
WestellT rs	WSTL	2.04	-.01
WestwtrRs	WWR	.17	
Wheelr pfD	WHLRD	16.94	-.29
Wheeler rs	WHLR	1.94	-.10
WillScot	WSC	11.39	-.42
Workhrs rs	WKHS	.51	+.00
X-Y-Z			
xG Tech rs	XGTI	.31	-.03
XeneticB n	XBIO	2.57	+.01
XpressSp rs	XSPA	.20	
Yatra n	YTRA	4.16	-.10
Yld10Bio rs	YTEN	1.01	-.07
Youngevt n	YGYI	6.36	+.03
ZK Intl n	ZKIN	1.74	+.03
Ziopharm	ZIOP	2.84	-.07

Money Markets

Money Funds

Fund	Assets	Avg Mat	Avg Yld	Comp Yld
AB Government Money	2.14	2.14	2.14	
AB Government Money	2.15	2.15	2.15	
AB Government Money	2.15	2.15	2.15	
AIM MMCshRes	1.72	1.70	1.70	-.02
AIMMMInv	1.87	1.85	1.85	-.02
AIM Premier Portfoli	2.34	2.34	2.34	
AIM Premier Tax Exem	1.50	1.49	1.49	-.02
AIM Premier U.S. Gov	2.16	2.13	2.13	-.05
AIM Short Term Invts	2.16	2.13	2.13	-.04
AIM Short Term Invts	1.47	1.46	1.46	-.02
AIM Short Term Invts	2.27	2.26	2.27	+.01
AIM Short Term Invts	2.37	2.36	2.36	-.01
AIM Short Term Invts	2.15	2.13	2.13	-.02
AlBernExRK p	2.10	2.10	2.10	
AllBrnExRsv I	2.13	2.13	2.13	
AlliBernExRsvA	1.99	1.99	1.99	+.01
AlliBernExRsAd	1.99	1.99	1.99	+.01
AlliBernExRsvB	1.96	1.96	1.96	+.01
AlliBernExRsC	1.99	1.98	1.99	+.01
ABGovMMSel	2.15	2.14	2.15	
AmC CapPr	1.82	1.78	1.82	+.03
AmC Prime	1.95	1.90	1.95	+.05
AmCentUSGv	1.85	1.85	1.85	
AmCPrime t	1.70	1.65	1.70	+.05
American Century Pri	1.20	1.15	1.20	+.05
American Funds U.S.			...	
American Funds U.S.			...	
American Funds U.S.			...	
American Funds U.S.			...	
American Funds U.S.			...	
American Funds U.S.			...	
American Funds U.S.			...	
American Funds U.S.			...	
American Funds U.S.			...	
American Funds U.S.			...	
American Funds U.S.			...	
American Funds U.S.			...	
American Funds U.S.			...	
American Funds U.S.			...	
American Funds U.S.			...	
American Funds U.S.			...	
BBH MM Inst	2.60	2.03	2.03	-.55
BBH MMkt	2.26	1.76	1.76	-.47
BLFMuniDlr	1.26	1.25	1.25	-.04
BMOGov I p	2.05	2.04	2.04	
BMO Gov Y	1.77	1.75	1.76	-.01
BMO Institutional Pr	2.22	2.22	2.22	-.01
BMO Institutional Pr	1.98	1.97	1.97	-.01
BMOPrimeI p	2.21	2.21	2.21	+.02
BMO Prime Y	1.95	1.94	1.95	+.02
BNY Mellon Governmen	1.74	1.73	1.73	-.02
BNYMellon M	1.99	1.98	1.98	-.02
BNY Mellon National	1.14	1.13	1.14	-.02
BR TFdCsMg	1.63	1.63	1.63	
BL FedTrDlr	1.86	1.85	1.86	+.02
BLFTrCsMg	1.66	1.65	1.66	+.03
BLFT Adm	2.03	2.03	2.03	
BlackRock Cash Fds,	2.22	2.21	2.21	+.01
BLFFedFDlr	1.88	1.88	1.88	+.01
BLFedFdPCS p	1.62	1.61	1.62	+.01
BLFFedFnd	2.13	2.13	2.13	+.01
BRInst	2.27	2.26	2.27	
BLFCASel p	.29	.29	.29	
BLFedFdSel p	1.30	1.30	1.30	+.01
BLMunFdSel	.70	.70	.70	-.04
BLFTempFdSel	2.29	2.29	2.29	
BlackRock Liquidity	1.75	1.73	1.75	+.02
BlackRock Liquidity	1.73	1.73	1.73	+.01
BlackRock Liquidity	1.76	1.75	1.76	+.03
BlackRock Liquidity	.52	.52	.52	
BlackRock Liquidity	1.73	1.73	1.73	
BlackRock Liquidity	1.61	1.60	1.61	+.02
BlackRock Liquidity	1.63	1.63	1.63	+.01
BlackRock Liquidity	1.33	1.32	1.33	+.03
BlackRock Liquidity	2.09	2.09	2.09	
BlackRock Liquidity	1.30	1.30	1.30	
BLFTrsTrDlr	1.92	1.90	1.92	+.03
BLFT FundDlr	1.88	1.88	1.88	
BLFMunCsh	1.24	1.23	1.23	-.04
BRInvest	1.92	1.92	1.92	
BlackRock Money Mark	1.17	1.16	1.17	
BLNYMfPCS p	.89	.89	.89	
BRSvc	1.99	1.99	1.99	
BLFTempFdPCS	1.83	1.83	1.83	
BRLiqTrsTAd	2.06	2.05	2.06	+.03
BLFM MuniCsh	1.49	1.48	1.48	-.04
BLF TempFd	2.33	2.33	2.33	
BLFTmpDlr	2.08	2.08	2.08	
BLFTmCsDlr	2.07	2.07	2.07	+.02
BLFedTrAd	2.01	2.00	2.01	+.02
BLCAMunPC p			...	
BlkrkLqTmpAd	2.23	2.23	2.23	
BRLiqTmpCR	1.94	1.94	1.94	
BLMuAdm	1.41	1.40	1.40	-.04
BLF TmpCsh	2.34	2.34	2.34	+.01
BLFT TrFund	2.13	2.13	2.13	
BLFedAdm	2.03	2.03	2.03	+.01
BLMuCshMg	.90	.90	.90	
BLFTmCshMg	1.83	1.83	1.83	
CNIGovtA p	1.57	1.56	1.57	+.01
California Tax-Free	1.18	1.17	1.18	-.01
Cash Account Tr, Gov	1.95	1.95	1.95	+.01
Cash Account Tr, Gov	2.15	2.15	2.15	+.01
Cash Account Trust -	1.31	1.31	1.31	+.01
Cash Account Trust:	.66	.65	.65	-.02
Cash Acct Tr: Govt &	2.08	2.08	2.08	+.01
Cash Acct Tr: Tax Ex	1.08	1.07	1.07	-.02
Cash Acct Tr: Tax Ex	1.44	1.43	1.43	-.02
Cash Acct Tr: Tax Ex	1.48	1.47	1.47	-.02
CashMgtInst	2.03	2.02	2.03	+.02
CashResInst	2.07	2.06	2.07	+.02
CavanalCshAd	1.71	1.65	1.65	-.05
Cavanal Hill Governm	2.01	1.95	1.95	-.05
Cavanal Hill Governm	2.06	2.00	2.00	-.05
Cavanal Hill Governm	1.98	1.93	1.93	-.05
Cavanal Hill U.S. Tr	2.01	1.97	1.97	-.04
Cavanal Hill U.S. Tr	2.09	2.05	2.05	-.04
Cavanal Hill U.S. Tr	1.89	1.85	1.85	-.04
CavanalTrAdm	1.59	1.55	1.55	-.04
CitiznSelTreA	2.17	2.15	2.16	
CitiznSelTreB	1.97	1.95	1.96	
CityNaRoGv p	1.42	1.41	1.42	+.01
Columbia Government	1.82	1.81	1.81	+.01
Columbia Government	1.76	1.74	1.75	-.05
Columbia Government	1.82	1.80	1.82	+.02
Columbia Government	2.00	1.98	1.99	+.01
Columbia Government	1.82	1.80	1.81	+.01
ColumbiaA	1.82	1.80	1.81	+.01
Columbia Z	1.82	1.80	1.81	+.01
DWS MMkt	1.93	1.91	1.93	+.02
DWS Variable NAV Mon	2.17	2.17	2.17	
DavisGvtA	1.79	1.75	1.79	+.06
Deutsche Money Marke	1.66	1.64	1.66	+.02
Deutsche Money Marke	.90	.89	.90	+.01
Deutsche Money Marke	1.93	1.91	1.93	+.02
DryBasic	2.01	2.01	2.01	
DryInsPfGHm	2.14	2.11	2.11	
DryInsPfGvP	1.89	1.86	1.86	
DryTrsAgcyC	1.86	1.77	1.84	+.07
Dreyfus Cash Mgmt Ad	2.29	1.96	2.29	+.99
Dreyfus Cash Mgmt In	2.39	2.04	2.39	+1.03
Dreyfus Cash Mgmt In	2.14	1.83	2.14	+.93
Dreyfus Government S	1.73	1.67	1.73	+.06
Dreyfus Government S	1.87	1.82	1.87	+.05
Dreyfus Government S	2.03	1.97	2.03	+.06
Dreyfus Government S	2.12	2.06	2.12	+.06
Dreyfus Govt Cash Mg	2.13	2.09	2.09	-.03
Dreyfus Govt Cash Mg	1.88	1.84	1.84	-.04
Dreyfus Govt Cash Mg	2.03	1.99	1.99	-.04
Dreyfus Govt Cash Mg	1.73	1.69	1.69	-.04
Dreyfus Institutiona	2.22	2.20	2.21	-.01
Dreyfus Institutiona	2.32	1.99	2.31	-.07
Dreyfus Institutiona	1.86	1.81	1.86	+.05

Fund	Assets	Avg Mat	Avg Yld	Comp Yld
Dreyfus Institutiona	2.11	2.06	2.11	+.05
Dreyfus Institutiona	2.16	2.07	2.14	+.07
Dreyfus Instl Prefer	2.26	1.94	2.25	-.07
Dreyfus Liquid Asset	2.02	1.98	2.02	+.04
Dreyfus Liquid Asset	1.63	1.60	1.63	+.03
Dreyfus Municipal Ca	1.34	1.31	1.31	-.03
Dreyfus Municipal Ca	1.09	1.07	1.07	-.02
Dreyfus New York Mun	1.37	1.36	1.36	
Dreyfus New York Mun	1.13	1.12	1.12	-.02
Dreyfus Prime Money	2.22	2.20	2.21	
Dreyfus Tax Exempt C	1.53	1.50	1.50	-.03
Dreyfus Tax Exempt C	1.28	1.25	1.25	-.05
Dreyfus Treasury Cas	2.14	2.12	2.12	-.03
Dreyfus Treasury Cas	1.90	1.87	1.87	-.03
Dreyfus Treasury Cas	2.05	2.02	2.02	-.03
Dreyfus Treasury Cas	1.74	1.72	1.72	-.03
Dreyfus Treasury Sec	2.12	2.10	2.12	+.03
Dreyfus Treasury Sec	1.87	1.85	1.87	+.03
Dreyfus Treasury Sec	2.02	2.00	2.02	+.03
Dreyfus Treasury Sec	1.72	1.70	1.72	+.03
Dreyfus Treasury and	2.20	2.17	2.17	-.03
DryfLA	1.71	1.67	1.71	+.03
DryInTrAgcHm	2.11	2.02	2.09	+.07
DryTrPmCsh I	2.15	2.10	2.15	+.05
DryfGenTrPrA	1.32	1.29	1.32	+.06
FIMMDom I	2.28	2.28	2.28	
FIMMDomII	2.13	2.13	2.13	
FIMMDomIII	2.03	2.03	2.03	
FIMMGov I	2.13	2.12	2.12	
FIMMGovII	1.98	1.97	1.97	
FIMMGovIII	1.88	1.87	1.87	
FIMM Government Port	2.17	2.16	2.16	
FIMMMMkt I	2.35	2.34	2.35	+.01
FIMMMMktII	2.20	2.19	2.20	+.01
FIMMMMktIII	2.10	2.09	2.10	+.01
FIMMTrOnlyII p	2.00	1.98	2.00	+.03
FIMMTrOnly3	1.90	1.88	1.90	+.03
FIMMTrOnly I	2.15	2.13	2.15	+.03
FIMM Treasury Only P	2.19	2.17	2.19	+.03
FIMM Treasury Portfo	2.16	2.16	2.16	
FIMMTry I	2.12	2.12	2.12	
FIMMTryII	1.97	1.97	1.97	
FIMMTryIII	1.87	1.87	1.87	
FedCAMunII	1.01	1.00	1.00	-.02
FedCAMunCS p	.66	.65	.65	-.02
FedCAMunCap	1.31	1.30	1.30	-.02
FedMMEagle	2.17	2.16	2.16	
FedNYMun WS	1.43	1.41	1.41	-.03
FedPAMu WS	1.29	1.27	1.27	-.03
FedPrCshObCp	2.21	2.21	2.21	
FedPrVlObSv	2.14	2.13	2.13	-.01
FedPrVlOblCp	2.29	2.28	2.28	-.01
FedPrVluObl	2.39	2.38	2.38	-.01
FedPrCshObIIS	2.31	2.31	2.31	
FdPrCshObSv	2.06	2.06	2.06	
FedPriOb IS	2.39	2.38	2.38	-.01
FedPrObSvc	2.19	2.18	2.18	-.01
FedTrstUSTr	2.13	2.10	2.10	-.03
FedTrsOblCp	2.03	2.01	2.01	-.02
FedUSTCshSv	1.89	1.87	1.89	+.03
FedUSTrsIns	2.14	2.12	2.14	+.03
FedVaMuCsCS p	.73	.69	.69	-.04
Federated Government	1.30	1.28	1.28	-.02
Federated Government	1.80	1.79	1.80	+.01
Federated Government	1.43	1.40	1.40	-.03
Federated Government	1.02	1.00	1.00	-.02
Federated Government	1.03	1.00	1.00	-.03
Federated Government	1.42	1.40	1.40	-.03
Federated Government	1.47	1.45	1.45	-.02
Federated Government	1.31	1.29	1.29	-.02
Federated Government	2.15	2.13	2.13	-.02
Federated Institutio	1.51	1.47	1.47	-.04
Federated Institutio	2.05	2.03	2.03	-.01
Federated Institutio	2.12	2.11	2.11	
Federated Institutio	2.27	2.26	2.26	
Federated Institutio	2.34	2.33	2.33	-.01
Federated Institutio	2.37	2.36	2.36	
Federated Municipal	1.02	.99	.99	-.04
Federated Municipal	1.27	1.21	1.21	-.07
Federated Municipal	.78	.75	.75	-.03
Federated Municipal	.90	.87	.87	-.03
Federated Prime Cash	1.38	1.38	1.38	-.01
Federated Prime Cash	1.48	1.48	1.48	
Federated Prime Cash	1.61	1.61	1.61	
Federated Prime Cash	1.81	1.81	1.81	
Federated Prime Cash	1.99	1.97	1.97	-.03
Federated Treasury O	1.83	1.80	1.80	-.03
Federated Trust for	1.43	1.40	1.40	-.03
Federated Trust for	1.30	1.28	1.28	-.02
FedMstr	1.64	1.64	1.64	
FidTrAdvC t	.86	.85	.85	-.01
Fidelity California	1.19	1.18	1.18	-.03
Fidelity Domestic Po	2.23	2.23	2.23	
Fidelity Flex Govern	2.32	2.31	2.31	+.01
Fidelity Government	1.36	1.36	1.36	+.01
Fidelity Government	1.61	1.61	1.61	+.01
Fidelity Government	1.99	1.99	1.99	+.01
Fidelity Government	2.06	2.06	2.06	+.01
Fidelity Government	1.61	1.61	1.61	
FidGovPortS	2.08	2.07	2.07	
Fidelity Insti Money	2.39	2.38	2.39	+.01
Fidelity Insti Money	2.32	2.32	2.32	
Fidelity Insti Money	1.79	1.79	1.79	+.01
Fidelity Insti Money	1.62	1.62	1.62	
Fidelity Insti Money	1.65	1.63	1.65	+.03
Fidelity Investments	2.34	2.34	2.34	+.01
Fidelity Investments	2.25	2.25	2.25	+.01
Fidelity Investments	2.05	2.05	2.05	+.01
Fidelity Investments	2.15	2.15	2.15	+.01
Fidelity Investments	2.30	2.30	2.30	+.01
FidCashRes	1.94	1.94	1.94	+.01
FidMMPortS	2.30	2.29	2.30	+.01
Fidelity Massachuset	1.46	1.45	1.45	-.03
Fidelity Massachuset	1.21	1.20	1.20	-.03
Fidelity Money Marke	2.23	2.22	2.23	+.01
Fidelity New Jersey	1.48	1.46	1.46	-.04
Fidelity New Jersey	1.23	1.21	1.21	-.04
Fidelity New York AM	1.49	1.48	1.48	-.04
Fidelity New York AM	1.24	1.23	1.23	-.04
Fidelity SAI Municip	1.62	1.61	1.61	-.02
Fidelity Tax-Exempt	1.43	1.42	1.42	-.02
Fidelity Treasury Mo	1.89	1.89	1.89	+.01
Fidelity Treasury On	2.10	2.08	2.10	+.03
FidTrPortsS	2.07	2.07	2.07	
FidTrsyCR	1.36	1.35	1.35	
FidTryDly M	1.61	1.61	1.61	+.01
FstAmTrObD	1.72	1.70	1.70	-.02
FstAmGvObA p	1.53	1.52	1.52	
FstAmPrObY	2.03	2.01	2.03	+.04
FstAmTrObA p	1.57	1.55	1.55	-.02
FstAmTrObY	1.87	1.85	1.85	-.02
First American Gover	2.14	2.13	2.13	
First American Insti	2.28	2.28	2.28	
First American Treas	2.18	2.16	2.16	-.02
First American U.S.	2.10	2.09	2.10	+.02
First American U.S.	1.70	1.69	1.70	+.02
First American U.S.	1.55	1.54	1.55	+.02
First American U.S.	1.85	1.84	1.85	+.02
FtInvCs	1.69	1.66	1.69	+.01
First Investors Gove	1.75	1.49	1.75	+.26
FsAmGvObII	1.98	1.97	1.97	
FstAmTrObII	2.02	2.00	2.00	-.02
FsAmISTrII	2.00	1.99	2.00	+.02
FstAmPrObZ	2.36	2.34	2.36	+.04
FstAmPrObI	2.08	2.06	2.08	+.04
FsAmPrObII	2.18	2.16	2.18	+.04
FstAmTrObZ	2.14	2.12	2.12	-.02
FstAmTreResA	1.31	1.31	1.31	
Gabelli U.S. Treasur	2.24	2.21	2.24	+.03
Gabelli U.S. Treasur	2.24	2.21	2.24	+.03
GabelliUST	2.24	2.21	2.24	+.03
GartmrMMPr	1.80	1.79	1.79	-.01
GnCAMuB	.74	.72	.72	-.04
GnTrsAgcy A	1.60	1.56	1.56	-.03
GnTrsAgcy R	1.80	1.76	1.76	-.03
GnGvSec	1.47	1.44	1.44	-.03
GeneralB p	1.44	1.43	1.44	+.01
General Government S	1.71	1.67	1.67	-.04

Fund	Assets	Avg Mat	Avg Yld	Comp Yld
GnGovB p	1.25	1.21	1.21	-.04
General Money Market	1.89	1.88	1.89	+.02
General Municipal Mo	1.10	1.09	1.09	-.01
General Treasury Sec	1.57	1.54	1.57	+.06
General Treasury Sec	1.75	1.72	1.75	+.06
General Treasury and	1.35	1.32	1.32	-.03
GnMMkt	1.68	1.67	1.68	+.01
Goldman Sachs Fds, F	2.06	2.03	2.06	+.03
Goldman Sachs Fds, F	2.13	2.10	2.13	+.03
Goldman Sachs Financ	2.31	2.30	2.31	
Goldman Sachs Financ	1.90	1.89	1.90	+.01
Goldman Sachs Financ	2.16	2.15	2.16	
Goldman Sachs Financ	2.04	2.04	2.04	+.01
Goldman Sachs Financ	1.64	1.64	1.64	+.01
Goldman Sachs Financ	1.89	1.89	1.89	+.01
Goldman Sachs Financ	2.05	2.03	2.03	-.01
Goldman Sachs Financ	1.65	1.63	1.63	-.01
Goldman Sachs Financ	1.90	1.88	1.88	-.01
Goldman Sachs Financ	2.30	2.30	2.30	+.01
Goldman Sachs Financ	1.90	1.90	1.90	+.01
Goldman Sachs Financ	2.15	2.15	2.15	+.01
Goldman Sachs Financ	1.90	1.88	1.90	+.02
Goldman Sachs Financ	1.65	1.63	1.65	+.02
Goldman Sachs Financ	2.05	2.03	2.05	+.02
Goldman Sachs Financ	1.66	1.63	1.66	+.03
Goldman Sachs Financ	1.91	1.88	1.91	+.03
Goldman Sachs Financ	2.11	2.11	2.11	+.01
Goldman Sachs Financ	2.12	2.10	2.12	+.02
Goldman Sachs Financ	2.12	2.10	2.10	-.01
Goldman Sachs Financ	2.38	2.37	2.38	
Goldman Sachs Financ	2.37	2.37	2.37	+.01
Goldman Sachs Financ	2.25	2.25	2.25	+.01
Goldman Sachs Financ	2.25	2.24	2.25	+.01
Goldman Sachs Financ	2.00	1.98	1.98	-.01
Goldman Sachs Financ	2.00	1.98	2.00	+.02
Goldman Sachs Financ	1.99	1.99	1.99	+.01
Goldman Sachs Financ	2.01	1.98	2.01	+.03
Goldman Sachs Financ	1.49	1.48	1.49	+.02
Goldman Sachs Financ	1.35	1.33	1.35	+.02
Goldman Sachs Financ	1.80	1.78	1.80	+.02
Goldman Sachs Financ	1.51	1.48	1.51	+.03
Goldman Sachs Financ	1.36	1.33	1.36	+.03
Goldman Sachs Financ	1.81	1.78	1.81	+.03
Goldman Sachs Financ	1.49	1.48	1.48	-.01
Goldman Sachs Financ	1.35	1.34	1.34	
Goldman Sachs Financ	1.80	1.78	1.78	-.01
Goldman Sachs Financ	2.05	2.04	2.05	+.01
Goldman Sachs Financ	1.49	1.49	1.49	+.01
Goldman Sachs Financ	1.34	1.34	1.34	+.01
Goldman Sachs Financ	1.79	1.79	1.79	+.01
Goldman Sachs Financ	1.74	1.74	1.74	+.01
Goldman Sachs Financ	1.59	1.59	1.59	+.01
Goldman Sachs Financ	2.04	2.04	2.04	+.01
Goldman Sachs Financ	1.60	1.59	1.60	+.01
Goldman Sachs Financ	1.75	1.74	1.75	+.01
Goldman Sachs Financ	1.14	1.14	1.14	+.01
Goldman Sachs Financ	1.89	1.89	1.89	+.01
Goldman Sachs Financ	2.14	2.14	2.14	+.01
Goldman Sachs Financ	1.63	1.61	1.63	+.02
Goldman Sachs Financ	2.10	2.08	2.10	+.02
Goldman Sachs Financ	1.78	1.76	1.78	+.02
Goldman Sachs Financ	2.03	2.01	2.03	+.02
Goldman Sachs Financ	1.33	1.31	1.33	+.02
Goldman Sachs Financ	1.98	1.96	1.98	+.02
Goldman Sachs Financ	1.88	1.86	1.88	+.02
Goldman Sachs Financ	2.13	2.11	2.13	+.02
Goldman Sachs Invest	1.83	1.82	1.83	+.01
Goldman Sachs Invest	1.68	1.67	1.68	+.01
Goldman Sachs Invest	1.54	1.53	1.53	
Goldman Sachs Invest	.50	.48	.48	-.03
Goldman Sachs Invest	1.25	1.23	1.23	-.03
Goldman Sachs Invest	2.09	2.08	2.08	
Goldman Sachs Invest	2.34	2.33	2.33	
Goldman Sachs Invest	1.33	1.32	1.33	+.01
Goldman Sachs Invest	2.09	2.08	2.08	
GovTxMgSvc	1.86	1.85	1.86	+.01
GovObTR	1.62	1.60	1.60	-.02
GovTxMgIS	2.11	2.10	2.11	+.02
Government Fund Clas	2.02	2.00	2.02	-.02
Government Obligatio	2.16	2.15	2.15	
Government Obligatio	2.13	2.12	2.12	
GovResFd P	1.28	1.25	1.25	-.03
Great-West Governmen			...	
Great-West Governmen			...	
HSBC U.S. Government	2.05	2.04	2.04	
HSBC U.S. Government	2.10	2.09	2.09	
HSBC U.S. Government	2.12	2.11	2.11	
HSBC U.S. Treasury M	2.04	2.01	2.04	-.01
HSBC U.S. Treasury M	1.79	1.76	1.79	-.01
HSBC U.S. Treasury M	2.15	2.12	2.15	-.01
HSBC U.S. Treasury M	2.11	2.08	2.11	-.01
HSBC U.S. Treasury M	2.13	2.10	2.13	-.01
HSBCUSGov A	1.65	1.64	1.64	
HSBCUSGov D	1.80	1.79	1.79	
Harbor Money Market	2.01	1.76	2.01	+.25
Harbor	2.14	2.01	2.14	+.13
HeritAdm	2.17	2.16	2.17	+.02
HeritInst	2.30	2.29	2.30	+.02
HewittMM p	1.69	1.68	1.68	+.01
ING MM A	1.89	1.84	1.84	-.05
ING MM I	1.89	1.85	1.85	-.05
Invesco Government M	1.95	1.93	1.93	-.02
InvescoA5	1.72	1.71	1.71	-.02
InvescoC5 p	.97	.95	.95	-.02
Invesco Tax Exempt C	.73	.72	.72	-.02
Invesco Tax-Exempt C	.75	.73	.73	-.02
Investor Cash Tr, Tr	2.05	2.04	2.05	+.01
Investor Tax-Exempt	1.40	1.38	1.38	-.03
Investor Tax-Exempt	1.00	.98	.98	-.03
Investor Tax-Exempt	1.25	1.23	1.23	-.03
Investor Tax-Exempt	1.47	1.45	1.45	-.03
Investor Tax-Exempt	1.35	1.33	1.33	-.03
Investor Tax-Exempt	.85	.83	.83	-.03
Investor Tax-Exempt	.70	.68	.68	-.03
Investor Tax-Exempt	1.15	1.13	1.13	-.03
InvCshTrTrs	2.19	2.18	2.19	+.01
Investors Cash Tr, T	1.66	1.65	1.66	+.01
Investors Cash Trust	2.16	2.15	2.15	+.01
Ivy Cash Management	.88	.87	.88	+.02
Ivy Cash Management	1.01	1.00	1.01	+.02
Ivy Cash Management	1.84	1.82	1.84	+.03
Ivy Government Money	1.82	1.81	1.82	+.02
Ivy Government Money	1.91	1.90	1.91	+.02
IvyMonyyC t	1.03	1.02	1.03	+.02
IvyMnyA	1.72	1.71	1.71	+.01
IvyMM B	.71	.70	.71	+.02
JPMLqAsR	1.80	1.79	1.80	
JPMGvPrem	1.87	1.87	1.87	+.01
JPMGvCap	2.14	2.14	2.14	+.01
JPMTrPlInv	1.82	1.81	1.81	-.01
JPMTrPlRs	1.62	1.61	1.61	-.01
JPMorg100 Agcy	2.04	2.03	2.04	+.02
JPM100 SecP	1.85	1.84	1.85	+.02
JPM100 TrInst	2.09	2.08	2.09	+.02
JPMorgan100	1.71	1.70	1.71	+.02
JPMLqAstP	2.05	2.04	2.05	
JPMorganFed	1.73	1.70	1.73	+.04
JPMorFedAgcy	2.06	2.03	2.06	+.04
JPMorgFedPr	1.87	1.84	1.87	+.04
JPMLqAstAg	2.24	2.23	2.24	
JPMLqAstC p	1.53	1.52	1.53	
JPMLqAstMrg	1.91	1.90	1.91	
JPMLqAstInst	2.29	2.28	2.29	
JPMMunInst	1.50	1.48	1.48	-.05
JPMMuMorg	1.12	1.10	1.10	-.05
JPMNYMuR p	.97	.95	.95	-.05
JPMorgPrmPr	2.06	2.06	2.06	+.01
JPMTreasC t	1.35	1.34	1.34	-.01
JPMTrsPlusP	1.87	1.86	1.86	-.01
JPMTrsPlsMrg	1.73	1.72	1.72	-.01
JPMTrsPlsInst	2.11	2.10	2.10	-.01
JPMTrsPlsAg	2.06	2.05	2.05	-.01
JPMTrsSecR p	1.60	1.59	1.60	+.02
JPMUSGvInst	2.11	2.11	2.11	+.01
JPMUSGvtR p	1.62	1.62	1.62	+.01
JPMUSGvtMrg	1.73	1.73	1.73	+.01
JPMLqAsInv	1.99	1.98	1.99	
JPMorgan 100% US Tre	2.12	2.11	2.12	+.02

Fund	Assets	Avg Mat	Avg Yld	Comp Yld
JPMorgan California	1.15	1.13	1.13	-.04
JPMorgan California	.55	.53	.53	-.04
JPMorgan California	.90	.88	.88	-.04
JPMFedInst	2.11	2.08	2.11	+.04
JPMorgan Institution	1.49	1.48	1.48	-.03
JPMorgan Institution	1.54	1.53	1.53	-.03
JPMorgan Institution	1.52	1.51	1.51	-.03
JPMorgan Institution	1.44	1.43	1.43	-.03
JPMorgan Liquid Asse	2.32	2.31	2.32	
JPMorgan Municipal M	1.01	.99	.99	-.05
JPMorgan Municipal M	1.45	1.43	1.43	-.05
JPMorgan Municipal M	.66	.64	.64	-.05
JPMorgan New York Mu	1.22	1.20	1.20	-.05
JPMorgan New York Mu	.62	.60	.60	-.05
JPMorgan New York Mu	.97	.95	.95	-.05
JPMPrInst	2.30	2.30	2.30	+.01
JPMPrRsv	1.81	1.81	1.81	+.01
JPMorgan Prime Money	2.36	2.35	2.36	+.01
JPMorgan Prime Money	2.33	2.33	2.33	+.01
JPMorgan Prime Money	1.55	1.54	1.55	+.01
JPMorgan U. S. Treas	2.17	2.16	2.16	-.01
JPMorgan U.S. Govern	1.62	1.62	1.62	+.01
JPMorgan U.S. Govern	1.32	1.32	1.32	+.01
JPMorgan U.S. Govern	1.27	1.27	1.27	+.01
JPMorgan U.S. Govern	2.02	2.01	2.02	+.03
JPMorgan U.S. Treasu	2.14	2.13	2.13	-.01
JPMorgan US Governme	1.82	1.81	1.82	+.01
JHan MMB			...	
JHanMMA			...	
John Hancock Money M			...	
John Hancock Var Ins			...	
Liquid Assets Portfo	1.50	1.49	1.49	-.01
Liquid Assets Portfo	2.17	2.16	2.16	-.01
Liquid Assets Portfo	1.81	1.79	1.79	
Liquid Assets Portfo	2.29	2.28	2.28	-.01
MFS CashA			...	
MFSCashC p			...	
MFS Cash Reserve Fun			...	
MFS Cash Reserve Fun			...	
MFS Cash Reserve Fun			...	
MFS Cash Reserve Fun			...	
MFS Cash Reserve Fun			...	
MFS Cash Reserve Fun			...	
MFS Cash Reserve Fun			...	
MFS Cash Reserve Fun			...	
MFSMonMkA			...	
MainStay A	1.80	1.78	1.80	+.03
MainStay B	1.57	1.55	1.57	+.04
MainStay Money Marke	1.57	1.56	1.57	+.04
MainStay Money Marke	1.57	1.55	1.57	+.04
ManagersMM	2.17	2.16	2.17	+.01
Maryland Tax-Free Mo	1.32	1.31	1.31	-.02
Maryland Tax-Free Mo	1.23	1.22	1.22	-.02
MasMuPrMMS			...	
Meeder Institutional	2.31	2.29	2.31	+.02
MeederRetl	2.01	1.99	2.01	+.02
ML CMAMn			...	
ML CMATr	1.02	1.02	1.02	
MilestnTOInst	2.10	2.08	2.08	-.07
MilestnTOInv	1.85	1.84	1.84	-.07
MHLIRSel	2.32	2.31	2.32	+.02
MMktGS2	2.16	2.14	2.14	-.02
MMktGS4	1.91	1.89	1.89	-.02
MMktProFdInv	1.30	1.29	1.30	+.02
MMktProFdSvc	.30	.29	.30	+.02
Mutual America Insti	1.81	1.81	1.81	
Nationwide Governmen	1.56	1.55	1.55	-.01
NatnwdMMInst	1.85	1.84	1.84	-.01
New York Tax-Free Mo	1.30	1.28	1.28	-.02
Northern	2.19	2.17	2.19	+.02
NorthernGvSl	1.96	1.96	1.96	
NorthInstPrObSv	2.38	2.37	2.38	+.01
NthnInstPrObSh	2.38	2.37	2.38	+.01
Northern Institution	1.50	1.47	1.47	-.03
Northern Institution	2.06	2.04	2.04	-.02
Northern Institution	2.11	2.10	2.10	
Northern Institution	2.11	2.10	2.10	
OppCshResN t	1.71	1.68	1.68	-.03
OppenhCshB p	1.21	1.21	1.21	
OppenhCshC p	1.71	1.68	1.68	-.03
OppCshRes	1.71	1.68	1.68	-.03
Oppenheimer Governme	1.74	1.71	1.71	-.04
Oppenheimer Institut	2.19	2.18	2.18	-.02
Oppenheimer Institut	2.13	2.12	2.12	-.02
Oppenheimer Institut	2.11	2.10	2.10	-.02
OppMMFd A	1.74	1.71	1.71	-.03
PIMCO Government Mon	2.06	1.96	1.96	-.10
PIMCO Government Mon	2.06	1.96	1.96	-.10
PIMCO Government Mon	2.11	2.01	2.01	-.10
PIMCO Government Mon	2.21	2.11	2.11	-.10
PIMCO Government Mon	2.21	2.11	2.11	-.10
PIMCO Government Mon	2.21	2.11	2.11	-.10
PNC Government Money	2.22	1.94	1.96	+.29
PNC Gov A	1.89	1.89	1.89	-.01
PNC Gov I	2.09	2.09	2.09	-.01
PNC TrA p	1.88	1.86	1.88	+.02
PNC Tr I	2.09	2.07	2.09	+.02
PNC Treasury Plus Mo	1.97	1.97	1.97	
PNC Treasury Plus Mo	1.86	1.86	1.86	
PNC Treasury Plus Mo			...	
PW PACE P	1.67	1.66	1.67	
PhoenixMM A	.01	.01	.01	
Pioneer U.S. Governm	1.96	1.48	1.72	-1.90
Pioneer U.S. Governm	1.34	1.00	1.17	-1.08
PionrCs	1.90	1.43	1.66	-2.03
PremGvtMP	2.16	2.12	2.12	-.05
PremierPort	2.34	2.34	2.34	
Premier Portfolio Pe	1.81	1.80	1.81	+.02
Premier Portfolio Pr	2.04	2.04	2.04	
Premier Portfolio Re	2.18	2.18	2.18	
Premier Portfolio Re	1.48	1.46	1.48	+.02
PrimeObTR	1.89	1.88	1.88	-.01
Principal Fds, Inc,			...	
PrincipalInstl			...	
PrincMMktA			...	
PrincMMktJ t			...	
PruMMartD	1.69	1.67	1.67	
PruMMrtZ	1.86	1.86	1.86	+.01
Prudential Governmen	1.69	1.67	1.67	
Prudential Governmen	1.56	1.56	1.56	+.01
Prudential Governmen	1.69	1.66	1.69	+.03
PruInstMM A	2.34	2.29	2.34	+.03
Putnam Government Mo	.01	.01	.01	
Putnam Government Mo	.01	.01	.01	
Putnam Government Mo	.01	.01	.01	
Putnam Government Mo	.01	.01	.01	
Putnam Government Mo	.01	.01	.01	
Putnam Government Mo	.01	.01	.01	
Putnam Government Mo	.01	.01	.01	
Putnam Government Mo	.01	.01	.01	
Putnm MMA	2.01	2.00	2.00	
Putnam Money Market	.01	.01	.01	
Putnam Money Market	.01	.01	.01	
Putnam Money Market	.01	.01	.01	
PutnmMMC t	.01	.01	.01	
RBCGvRBCI1	2.11	2.09	2.11	+.04
Retail Prime Obligat	2.29	2.27	2.27	-.01
Retail Prime Obligat	2.13	2.11	2.11	-.01
Retail Prime Obligat	2.23	2.21	2.21	-.01
Retail Prime Obligat	1.98	1.96	1.96	-.01
Retail Prime Obligat	2.03	2.01	2.01	-.01
Retail Prime Obligat	2.03	2.01	2.01	-.01
Rydex U.S. Governmen	1.22	1.20	1.20	-.01
SEI DITGvIIA	2.35	2.09	2.09	-.27
SEI DITTrsA	1.98	1.95	1.95	-.04
SEI DITTrIIA	2.13	2.11	2.13	+.02
STI CshRes	1.95	1.93	1.95	+.01
STIC Prime Portfolio	2.11	2.10	2.11	+.01
STIC Prime Portfolio	1.40	1.39	1.40	+.01
STIC Prime Portfolio	1.72	1.71	1.72	+.01
STIC Prime Portfolio	2.19	2.18	2.19	+.01
STIT Liquid Assets	2.07	2.06	2.06	-.01
STIT STIC Prime Por	1.97	1.96	1.97	+.01
STIT Government & Ag	2.12	2.10	2.10	-.02
STIT Government & Ag	1.85	1.83	1.83	-.02
STIT Liquid Assets P	2.34	2.33	2.33	-.01
STIT STIC Prime Port	2.24	2.23	2.24	+.01
STIT Tax-Free Cash R	1.22	1.21	1.21	-.02

Fund	Assets	Avg Mat	Avg Yld	Comp Yld
STIT Tax-Free Cash R	1.42	1.41	1.41	-.02
STIT Treasury Obliga	2.16	2.13	2.16	+.03
STIT Treasury Obliga	2.12	2.10	2.12	+.02
STIT Treasury Obliga	1.91	1.88	1.91	+.03
STIT Treasury Portfo	1.86	1.84	1.84	-.04
STIT Treasury Portfo	2.13	2.10	2.10	-.04
Saratoga Advantage T	.01	.01	.01	
Saratoga U.S.Governm	.01	.01	.01	
SaratgUSGvl	.01	.01	.01	
SchwbACR-Pr	1.70	1.70	1.70	
SchwbACR	1.70	1.70	1.70	
SchwbCshRes	1.79	1.78	1.79	+.03
Schwab Government Mo	1.95	1.92	1.92	-.01
SchwbInv	2.13	2.12	2.13	+.02
SchwbRetAdv	2.13	2.12	2.12	+.01
Schwab Retirement Go	2.12	2.11	2.11	+.02
Schwab Treasury Obli	1.95	1.93	1.93	
Schwab U.S. Treasury	1.89	1.88	1.89	+.02
SchbValAdv	2.16	2.15	2.16	+.02
SchwValAdUlt	2.31	2.30	2.31	+.02
SchbMM	1.29	1.29	1.29	
Schb UST	1.69	1.68	1.69	+.02
SentinelGov A	1.70	1.68	1.68	
StFrmMMLgA	1.74	1.74	1.74	
State Farm Money Mar	1.57	1.57	1.57	
State Farm Money Mar	1.57	1.57	1.57	
State Farm Money Mar	1.57	1.57	1.57	
State Farm Money Mar	1.64	1.64	1.64	
State Farm Money Mar	1.63	1.63	1.63	
State Farm Money Mar	1.62	1.62	1.62	
State Farm Money Mar	1.63	1.63	1.63	
StStInstLRS	2.08	2.08	2.08	
State Street Insti L	1.35	1.35	1.35	
State Street Insti T	1.53	1.53	1.53	
State Street Insti T	1.87	1.87	1.87	
State Street Insti T	1.92	1.92	1.92	
State Street Insti U	1.89	1.89	1.89	
State Street Insti U	1.54	1.54	1.54	
State Street Institu	1.93	1.93	1.93	
State Street Institu	1.85	1.85	1.85	
State Street Institu	1.86	1.86	1.86	
State Street Institu	1.79	1.79	1.79	
State Street Institu	1.84	1.84	1.84	
State Street Institu	1.81	1.81	1.81	
State Street Institu	1.64	1.64	1.64	
State Street Institu	1.57	1.57	1.57	
State Street Institu	1.91	1.91	1.91	
State Street Institu	1.82	1.82	1.82	
State Street Institu	2.02	2.02	2.02	
State Street Institu	2.00	2.00	2.00	
State Street Institu	1.83	1.83	1.83	
SunAmMMA	.01	.01	.01	
T. Rowe Price Govern	2.04	2.02	2.02	-.02
T. Rowe Price Instit	2.24	2.22	2.24	+.02
T. Rowe Price Tax-Ex	1.28	1.26	1.26	-.01
TDAM California Muni	.20	.20	.20	
TDAM Insti U.S. Gov	1.90	1.90	1.90	
TDAM Insti U.S. Gove	1.86	1.86	1.86	
TDAM Institutional T	1.16	1.16	1.16	
TDAM Institutional T	1.66	1.66	1.66	
TDAM Institutional U	1.50	1.50	1.50	
TDAMMMInv	1.51	1.51	1.51	
TDAMMMkPr	1.50	1.50	1.50	
TDAM Money Market Po	1.61	1.61	1.61	
TDAM Money Market Po	1.41	1.41	1.41	
TDAM Municipal Portf	.28	.28	.28	
TDAM New York Munici	.43	.43	.43	
TDAM U.S. Government	1.38	1.38	1.38	
TDAMUSGv	1.48	1.48	1.48	
TIAA-CREF Inst	.02	.02	.02	
TIAA-CREF Money Mark	.02	.02	.02	
TIAA-CREF Money Mark	.02	.02	.02	
TIAACREF Ret	.02	.02	.02	
TIAA-CREF Ret	.02	.02	.02	
TRowSumCR	2.04	2.03	2.04	+.02
TRowPRF	1.93	1.91	1.91	-.02
TRowUST	1.91	1.89	1.89	-.02
Thriv MM Inst	1.98	1.97	1.98	+.04
Thriv MMk A	1.84	1.83	1.84	+.04
TreasObTR	1.63	1.61	1.61	-.02
Treasury Obligations	2.17	2.15	2.15	-.01
Treasury Portfolio P	2.14	2.12	2.12	-.02
U.S. Government Mone	1.10	1.09	1.10	+.01
U.S. Government Mone	1.60	1.59	1.60	+.01
U.S. Government Mone	2.30	2.30	2.30	+.01
U.S. Treasury Money	2.00	1.99	1.99	-.02
UBS Prime Investor F	2.00	1.98	2.00	+.03
UBS Prime Preferred	2.31	2.29	2.31	+.03
UBS Prime Reserves F	2.27	2.25	2.27	+.03
UBS Select Governmen	1.84	1.82	1.82	
UBS Select Governmen	2.11	2.09	2.09	
UBS Select Governmen	2.09	2.07	2.07	
UBS Select Prime Inv	2.04	2.02	2.04	+.03
UBS Select Prime Pre	2.36	2.35	2.36	+.02
UBS Select Treasury	2.11	2.08	2.08	-.02
UBS Select Treasury	2.13	2.10	2.10	-.02
UBS Select Treasury	1.86	1.83	1.83	-.03
UBS Select Treasury	2.17	2.14	2.14	-.02
UBS Tax-Free Institu	1.45	1.45	1.45	-.04
UBS Tax-Free Investo	1.18	1.18	1.18	-.05
UBS Tax-Free Preferr	1.49	1.49	1.49	-.04
US Government Money	1.30	1.29	1.30	+.04
US Government Money	2.01	1.99	2.01	+.04
US Treas Tr			...	
USAA Mutl	1.93	1.91	1.93	+.02
USAA Treas	1.95	1.94	1.94	-.01
United States Treasu			...	
VALIC MMktI	.01	.01	.01	
VALIC MMkII	.01	.01	.01	
VangAdmTry	2.24	2.22	2.24	+.02
VangFdl	2.24	2.22	2.24	+.02
VangPr	2.34	2.33	2.34	+.01
VangPrInst	2.40	2.39	2.40	+.01
Voya Government Mone	1.90	1.84	1.84	-.06
Voya Government Mone	1.89	1.84	1.84	-.05
Voya Government Mone	.89	.84	.84	-.05
Voya Government Mone	1.91	1.89	1.89	-.02
Voya Liquid Assets P	1.76	1.70	1.70	-.06
Voya Liquid Assets P	2.01	1.95	1.95	-.06
Voya Liquid Assets P	1.61	1.55	1.55	-.06
Voya Money Market Po	1.96	1.90	1.90	-.06
Voya Money Market Po			...	
WA Select Tax Free R	1.47	1.46	1.47	-.02
WF 100% Treasury Mon	2.13	2.11	2.13	+.02
WF Government Money	2.16	2.16	2.16	+.02
Wells Fargo 100% Tre	2.03	2.01	2.03	+.02
WellsFargo A	1.92	1.90	1.92	+.03
WFCashInvAd	2.19	2.17	2.19	+.02
WFCashInst	2.32	2.30	2.32	+.02
Wells Fargo Cash Inv	2.39	2.37	2.39	+.02
Wells Fargo Fd, Trea	1.99	1.97	1.97	-.01
WFGovAdm	1.97	1.96	1.96	+.01
WFGvtMMA	1.70	1.70	1.70	+.02
Wells Fargo Heritage	2.37	2.36	2.37	+.02
Wells Fargo Heritage	2.07	2.06	2.07	+.02
WellsFargoI 100	1.83	1.81	1.83	+.02
WellsFargoInsCsh	2.01	2.00	2.01	+.01
WellsFargoInsGv	1.80	1.80	1.80	+.02
Wells Fargo Money Ma	2.32	2.30	2.32	+.03
Wells Fargo Money Ma	2.02	2.00	2.02	+.03
Wells Fargo Municipa	1.44	1.42	1.42	-.08
WellsF100TrA	1.73	1.71	1.73	+.02
WellsFargo TrsyS	1.88	1.87	1.87	-.01
WellsFargoTrsyA	1.73	1.72	1.72	-.01
WellsFargo TrsyI	2.13	2.12	2.12	-.01
WFGvMMInst	2.10	2.10	2.10	+.02
Western Asset Govern	1.50	1.48	1.48	+.05
Western Asset Govern	1.30	1.28	1.28	+.05
WA GvtRsvA	1.70	1.68	1.68	+.05
WAInstGvInst	2.15	2.13	2.13	+.05
Western Asset Inst.	2.03	2.00	2.00	-.06
Western Asset Inst.	2.08	2.05	2.05	-.06
Western Asset Insti	2.30	1.94	2.30	+1.01
Western Asset Instit	1.88	1.85	1.85	-.06
Western Asset Instit	2.10	2.08	2.08	+.05
Western Asset Instit	2.10	2.08	2.08	+.05
Western Asset NY Tax	1.07	1.06	1.07	
Western Asset Prime	1.99	1.92	1.99	+.08

Fund	Assets	Avg Mat	Avg Yld	Comp Yld
Western Asset Tax Fr	.39	.39	.39	
Western Asset Tax Fr	1.08	1.07	1.08	-.03
Western Asset US Tre	1.33	1.31	1.33	+.03
WstnUSTrN	1.73	1.71	1.73	+.03
WstnPrmLiq	2.06	1.74	2.06	+.91
WstnInstUSTR	2.14	2.12	2.14	+.03
WstnPrmUSTR	1.88	1.86	1.88	+.03
Wilm GovSel	1.62	1.62	1.62	
Wilm TrAdm	1.39	1.39	1.39	
Wilm TrSvc	1.24	1.24	1.24	
Wilm GovAdm	1.37	1.37	1.37	
Wilmington U.S. Gove	1.22	1.22	1.22	
WilmUSGov	2.02	2.01	2.01	-.01

Tax Exempt

Fund	Assets	Avg Mat	Avg Yld	Comp Yld
AIMTx	.63	.62	.62	-.02
AmC CATF	1.19	1.17	1.17	-.03
AmC TF	1.24	1.24	1.24	-.01
BMO TaxF I p	1.53	1.51	1.51	-.02
BMO TaxF Y	1.26	1.25	1.26	-.01
BNYMelNMuM	1.39	1.38	1.39	-.01
BLMunFdPCS p	1.03	1.02	1.02	-.04
BRLM Muni	1.51	1.50	1.50	-.04
BRF NYMuni	1.46	1.44	1.44	-.05
BRFCAMuni	1.19	1.15	1.15	-.10
CashActTxEMgd	1.30	1.29	1.29	-.02
FIMMTxExII	1.40	1.39	1.39	-.03
FIMMTxEx3	1.30	1.29	1.29	-.03
FIMMTxExI	1.55	1.54	1.54	-.03
FedCAMuniSv	1.16	1.15	1.15	-.02
FedCAMu WS	1.41	1.40	1.40	-.02
FedGAMuCsh	1.21	1.19	1.19	-.02
FedMAMuCS p	.72	.69	.70	-.02
FedMAMuniSv	1.13	1.10	1.11	-.03
FedMuObl A	1.59	1.56	1.56	-.03
FedMuOblCap	1.49	1.46	1.46	-.04
FedMunOblSv	1.34	1.31	1.31	-.04
FedNYMuCSv	1.21	1.19	1.19	-.03
FedNYMuCS p	.73	.71	.71	-.03
FedNYMuCsII	.98	.96	.96	-.03
FedPAMuniCS	.70	.68	.68	-.03
FedPAMuCsSv	1.09	1.07	1.07	-.03
FedTaxFObWS	1.53	1.50	1.50	-.03
FedTxFrObSv	1.28	1.25	1.25	-.03
FedMuniSvc	1.12	1.08	1.08	-.04
FedTxF c	1.56	1.52	1.52	-.04
FidCA	1.21	1.20	1.20	-.03
FidCT	1.27	1.26	1.26	-.03
FidMA	1.21	1.20	1.20	-.03
FidMI	1.17	1.16	1.16	-.02
FidMuMM	1.37	1.37	1.37	-.01
FidNJ	1.21	1.20	1.20	-.01
FidNY	1.25	1.24	1.24	-.03
FidOH	1.24	1.23	1.23	-.02
FidPA	1.22	1.21	1.21	-.03
FidSpCA	1.35	1.34	1.34	-.02
FidSpMA	1.37	1.36	1.36	-.02
FidSpNJ	1.38	1.36	1.36	-.04
FidSpNY	1.40	1.39	1.39	-.03
FidTEDly M	1.06	1.05	1.05	-.02
FidAZ	1.23	1.21	1.21	-.03
Fid TECR	.81	.80	.80	-.02
FidTxEx MM	1.31	1.30	1.30	-.02
FidTaxExPortS	1.50	1.49	1.49	-.03
FinSq TEF	1.50	1.48	1.48	-.03
FstAmTFA	.94	.92	.92	-.04
FstAmTxFY	1.24	1.22	1.22	-.04
FsAmTxFObII	1.39	1.37	1.37	-.04
FstAmTFObZ	1.49	1.47	1.47	-.04
GenNJMun	.91	.89	.89	-.02
GenNYMuB	.97	.97	.97	
GnMuB p	.66	.65	.65	-.01
GnNYMuB p	.57	.57	.57	-.01
GnCalMu	.91	.90	.90	-.03
JPMMuMMP	1.26	1.24	1.24	-.05
JPMorganCA	1.01	.99	.99	-.04
JPMorganNY	1.08	1.06	1.06	-.05
JPMorganTF	1.10	1.08	1.08	-.04
JPMorg TFPr	1.24	1.22	1.22	-.04
JPMTxFrR p	.99	.97	.97	-.04
JPMorgTFAgcy	1.43	1.41	1.41	-.04
JPMTxFrInst	1.48	1.46	1.46	-.04
NYTxFrMMI	2.09	2.09	2.09	
NortnInstMuni	1.51	1.47	1.47	-.04
NorthernMun	1.36	1.30	1.30	-.06
PremierTxEx	1.50	1.49	1.49	-.02
SchwAMTTxF	1.16	1.14	1.14	-.04
SchwNYMuVA	1.37	1.36	1.36	-.04
SchwNYMuSw	1.12	1.11	1.11	-.03
SchwTxFValAd	1.38	1.37	1.37	-.04
ShwbTE	1.29	1.28	1.28	-.04
SchwabTxEx	1.39	1.37	1.38	-.04
Schwb CA	1.12	1.10	1.10	-.03
ScudTECshInst	1.50	1.49	1.49	-.02
TDAMCAMu	.30	.30	.30	
TDAMMuni	.38	.38	.38	
TDAMNYMu	.53	.53	.53	
TRowSumMu	1.18	1.17	1.17	-.01
TRowCA c	.96	.95	.96	-.01
TRowNY c	1.08	1.06	1.06	-.02
TRowTE c	1.20	1.18	1.18	-.01
USAATxEx	1.21	1.20	1.20	-.01
VangNJ	1.40	1.39	1.39	-.02
VangCA	1.46	1.45	1.46	-.01
VangPA	1.51	1.49	1.49	-.04
VangNY	1.55	1.54	1.54	-.03
VangTxEx	1.58	1.57	1.57	-.02
WFAMuCshM	1.54	1.52	1.52	-.08
WFA MuCsMSv	1.29	1.27	1.27	-.08
WFNatInstMM	1.54	1.52	1.52	-.04
WFNtTFMMSv	1.28	1.27	1.27	-.04
WellsFargoNat	1.44	1.42	1.42	-.04
WellsF NTFA	1.13	1.12	1.12	-.04
WstnFTxR N	.93	.92	.93	-.03
WstnInstTxFR	1.52	1.51	1.52	-.02
WstnNYTxR N	.92	.91	.92	

Toronto stocks

Name	Vol	High	Low	Last	Chg
ARCResources	239265	8.79	8.54	8.61	-.20
AgnicoEagle	79146	53.57	51.73	51.92	-1.53
AirCdaV VV	90776	25.98	25.13	25.43	-.08
AlamosGoldA	363808	4.19	3.88	3.98	-.28
AlcannaInc	152617	5.59	4.55	4.79	-1.37
AlgonquinPwr	164156	14.44	14.08	14.17	-.34
AlimntatnBSV	81476	68.50	66.70	67.04	-.80
AltaGasLtd	217569	15.25	14.47	14.52	-.53
AphriaInc	1344055	7.75	6.50	7.47	+.43
ArtisREITUn	70768	9.62	9.29	9.53	+.17
AthabascaOil	201918	1.09	1.04	1.06	-.03
AuroraCannabi	1548798	7.97	7.15	7.84	+.23
B2GoldCorpo	218514	3.54	3.45	3.49	-.09
BCE Inc	128507	56.23	55.50	56.22	+.23
BarrickGold	496448	18.76	18.23	18.25	-.60
BauschHealth	204181	32.89	30.05	30.59	-1.00
BaytexEnergy	434084	2.47	2.33	2.37	-.08
BellatrixExpl	72405	.78	.70	.72	-.05
BirchcliffEng	148860	3.10	2.93	2.99	-.08
Bk NS	379910	72.32	71.53	72.00	-.05
BkMontreal	244506	90.29	89.33	89.90	-.17
BlackberryLtd	162473	10.43	10.11	10.18	-.10
BombardirBSV	725778	2.14	2.02	2.02	-.09
BonavistaEgy	125357	1.05	1.01	1.02	-.05
BrookfldALV	106048	55.60	54.76	55.42	+.23
CIBC	174407	107.79	106.50	107.20	+.11
CIFinancial	83791	18.17	17.76	17.84	-.07
CamecoCorp	123780	16.26	15.88	15.96	-.10
CannTustHoldi	76838	7.55	7.07	7.33	-.07
CanopyGrowth	246684	42.91	39.80	41.47	+.37
CapstoneMngo	67690	.52	.50	.50	-.01
CardinalEngy	146159	2.40	2.20	2.24	-.21
CdnNatRail	128274	105.14	103.03	103.56	-1.62
CdnNatRes	249142	35.16	34.05	34.28	-1.02
CenovusEngy	379916	10.55	10.21	10.26	-.34
CenterraGld	77067	5.49	5.31	5.31	-.10
ChorusAvaitio	90947	5.67	5.45	5.51	-.18
CrescentPnt	505351	4.61	4.22	4.30	-.22
CronosGroupI	156444	15.70	14.82	15.13	-.16
DHXMediaLtd	99365	3.01	2.62	2.83	+.07
DetourGoldo	140052	10.70	9.97	10.02	-1.06
DollaramaInc	122474	32.28	31.62	31.99	-.39
ECNCapitalCo	73309	3.51	3.46	3.47	-.03
EldoradoGld	176108	.80	.77	.78	...
ElementFin	72090	7.12	6.73	6.84	+.02
EmeraInc	94811	44.84	44.16	44.43	-.14
EmpireANV	87227	29.82	28.41	29.03	+.52
EnCanaCorp	536215	8.22	7.74	7.78	-.51
EnbridgeInc	1342125	43.37	42.72	42.77	-.34
EndeavourSlvr	79389	2.77	2.57	2.69	+.03
EnerplusCorp	107278	11.99	11.37	11.41	-.74
Fin15SpltA	76694	6.42	6.02	6.12	-.53
FirstQntumo	260924	12.35	11.64	11.70	-.69
FissionUrnmo	90167	.60	.58	.59	...
Fortis Inc	111123	47.00	46.52	46.71	-.34
FrstMajSvro	70861	7.02	6.69	6.88	-.17
GoldcorpInc	483805	12.52	12.18	12.21	-.40
GreenOrganicD	216871	3.07	2.84	2.95	+.07
GtWstLifeco	123134	28.02	27.63	27.74	-.21
GuyanaGldo	70143	1.55	1.44	1.55	+.02
HEXOCorp	233504	5.13	4.88	4.95	-.04
HarteGold	72442	.40	.37	.39	+.01
HorzNQ100Br	108574	7.72	7.46	7.70	+.38
Horzn500Bear	141848	4.46	4.32	4.43	+.16
HrznCrdOilBl	571894	6.11	5.76	5.81	-.41
HrznCrdOilBr	237150	7.42	7.02	7.36	+.47
HrznNatGsBr	611281	4.80	4.46	4.80	+.65
HrznNtGsBul	298718	6.20	5.73	5.74	-1.01
HrznTSX60ET	68915	31.77	31.49	31.53	-.28
HudBayMnrls	105691	6.34	6.02	6.26	-.16
HuskyEngy	215044	15.56	15.24	15.37	-.19
HydroOneLimi	138908	20.92	20.77	20.87	-.07
HydukeEnergy	97005	.01	.01	.01	-.01
ISharesS P60	376914	22.23	22.02	22.08	-.17
IShrsCapEngy	152101	9.27	9.01	9.06	-.28
IamgoldCorp	124439	4.56	4.37	4.52	+.01
ImperialOil	127226	35.64	34.63	34.78	-.75
InterPipeline	108039	20.44	20.22	20.26	-.13
IvanhoeAo	85075	2.46	2.35	2.38	-.10
KeltExplo	225696	4.73	4.47	4.51	-.16
KinrossGold	372924	3.88	3.72	3.85	-.03
Kirklandlake	96909	33.10	31.34	31.74	-1.65
LargoResourcs	140947	3.13	2.99	3.03	-.01
LundinMng	180566	5.76	5.60	5.69	-.11
MEGEnergy	148031	8.29	8.11	8.16	-.12
MagnaInt l	87732	61.77	60.08	60.68	-.08
ManulifeFin	545672	19.93	19.53	19.69	-.12
NatBkCan	99955	58.56	58.12	58.38	-.29
NautilusMino	96838	.07	.05	.05	-.01
NemaskaLithiu	94278	.76	.74	.76	+.02
NevsunReso	1825663	5.97	5.73	5.91	-.06
New Gold	135634	1.07	1.03	1.04	-.04
NexGenEnergy	151911	2.68	2.55	2.58	-.11
NutrienLtd	164536	63.51	62.31	62.87	+.09
NuvistaEngy	144041	4.11	3.96	4.03	-.05
OceanaGoldCrp	94237	4.03	3.92	4.00	-.05
ParamountA	104173	7.14	6.43	6.71	-.08
PembinaPipe	95200	44.16	43.53	43.91	-.34
PengrowthEgy	74341	.64	.59	.63	-.02
PeytoExpl	163241	8.11	7.64	7.84	-.32
PowerCorpSV	73071	24.68	24.36	24.45	-.11
PrairieSkyRyl	75092	17.06	16.48	16.56	-.72
PrecisionDrl	239349	2.66	2.49	2.51	-.13
Prometico	90030	.41	.38	.40	+.01
RoyalBank	288490	94.43	93.50	94.32	+.11
RoyalNickelo	140811	.53	.51	.52	+.01
SemafoInc o	71551	2.66	2.51	2.62	+.02
SevenGenCIA	170642	10.24	9.67	9.98	-.16
ShawCommBNV	108349	24.93	24.65	24.72	-.30
SherrittIntl	273720	.45	.41	.42	-.01
ShopifyInc	93890	199.59	187.24	187.66	-27.46
SummitInREIT	70945	9.70	9.55	9.57	-.04
SunLifeFin	128431	45.08	44.50	44.84	-.23
SuncorEngy	418498	40.60	39.28	39.62	-1.34
SuperiorPlus	98211	9.62	9.30	9.38	-.22
SurgeEnergyo	96894	1.45	1.37	1.37	-.11
T D Bank	275678	69.75	69.26	69.58	-.14
TORCOil Gas	96584	4.48	4.29	4.38	-.10
TamarackVall	96895	2.38	2.19	2.21	-.17
TeckResLimit	171415	30.37	29.43	29.76	-.48
Telus Corp	78561	46.75	46.33	46.61	-.13
TheStarsGrou	105633	22.38	21.56	21.78	-.15
ThomsonReuter	79651	69.18	68.16	68.55	-.06
TourmalineOil	97073	17.01	16.71	16.81	-.24
TransAltaCorp	67891	6.96	6.80	6.95	-.01
TransCdaCorp	233941	54.12	53.28	53.55	-.08
TranscntlASV	105922	21.30	18.90	19.58	-1.02
TrevaliMngo	117163	.43	.41	.41	-.02
TricanWell	291376	1.26	1.20	1.22	-.04
TurquoiseHill	109459	2.31	2.18	2.25	+.04
VermilionEgy	105697	30.58	28.83	28.92	-1.24
WheatonPrecio	364993	26.32	24.53	25.34	+3.18
WhitecapReso	215869	4.46	4.22	4.27	-.26
YamanaGld	200700	2.91	2.80	2.84	-.08
iShrS P500C	129114	29.83	29.36	29.43	-.58

Treasury bonds

U.S. Treasury Bonds and Notes

Rate	Date	Bid	Ask	Chg	Yld
1.25	Dec 18 p	99.31	100.00		5.51
1.00	Dec 18 p	99.30	99.31		1.82
1.38	Dec 18 p	99.30	99.31		1.75
1.50	Dec 18 p	99.30	99.31		1.75
1.13	Jan 19 p	99.28	99.29		2.03
2.13	Jan 19 f	99.28	99.29	-0.01	3.17
1.13	Jan 19 p	99.26	99.27		2.23
1.25	Jan 19 p	99.27	99.28		2.26
1.50	Jan 19 p	99.28	99.29		2.24
.75	Feb 19 p	99.23	99.24	+0.01	2.29
2.75	Feb 19 p	100.01	100.02		2.32
8.88	Feb 19 k	100.31	101.00	-0.02	2.59
1.13	Feb 19 p	99.23	99.24		2.29
1.38	Feb 19 p	99.25	99.26		2.30
1.50	Feb 19 p	99.26	99.27	+0.01	2.29
1.00	Mar 19 p	99.21	99.22		2.29
1.25	Mar 19 p	99.20	99.21		2.38
1.50	Mar 19 p	99.23	99.24		2.36
1.63	Mar 19 p	99.24	99.25		2.37
.13	Apr 19 f	98.21	98.22	-0.01	4.13
.88	Apr 19 p	99.15	99.16		2.37
1.25	Apr 19 p	99.17	99.18	+0.01	2.44
1.63	Apr 19 p	99.21	99.22		2.45
.88	May 19 p	99.10	99.11	+0.01	2.47
3.13	May 19 p	100.07	100.08		2.49
1.13	May 19 p	99.11	99.12	+0.01	2.50
1.25	May 19 p	99.13	99.14	+0.01	2.50
1.50	May 19 p	99.16	99.17		2.51
1.00	Jun 19 p	99.05	99.06	+0.01	2.54
1.25	Jun 19 p	99.09	99.10	+0.01	2.55
1.63	Jun 19 p	99.15	99.16		2.55
.75	Jul 19 p	98.30	98.31	+0.01	2.57
1.88	Jul 19 f	99.30	99.31	-0.02	1.81
.88	Jul 19 p	98.29	98.30		2.59
1.63	Jul 19 p	99.12	99.13		2.58
.75	Aug 19 p	98.24	98.25		2.61
3.63	Aug 19 p	100.20	100.21		2.62
8.13	Aug 19 k	103.17	103.18	-0.01	2.64
1.00	Aug 19 p	98.26	98.27		2.65
1.25	Aug 19 p	99.00	99.01		2.63
1.63	Aug 19 p	99.08	99.09		2.64
.88	Sep 19 p	98.21	98.22		2.64
1.00	Sep 19 p	98.22	98.23		2.65
1.38	Sep 19 p	98.31	99.00		2.65
1.75	Sep 19 p	99.08	99.09		2.65
1.00	Oct 19 p	98.19	98.20		2.68
1.25	Oct 19 p	98.24	98.25	+0.01	2.66
1.50	Oct 19 p	98.30	98.31		2.69
1.00	Nov 19 p	98.15	98.16	+0.01	2.68
3.38	Nov 19 p	100.18	100.19		2.70
1.00	Nov 19 p	98.12	98.13	+0.01	2.70
1.50	Nov 19 p	99.03	99.04		2.67
1.50	Nov 19 p	98.27	98.28	+0.01	2.69
1.38	Dec 19 p	98.22	98.23	+0.01	2.68
1.13	Dec 19 p	98.12	98.13	+0.01	2.70
1.63	Dec 19 p	98.28	98.29	+0.01	2.70
1.88	Dec 19 p	99.05	99.06	+0.02	2.68
1.38	Jan 20 f	99.18	99.19	-0.01	1.76
1.38	Jan 20 f	98.18	98.19	+0.01	2.71
1.25	Jan 20 p	98.11	98.12		2.71
1.38	Jan 20 p	98.16	98.17	+0.01	2.72
2.00	Jan 20 p	99.06	99.07	+0.01	2.70
3.63	Feb 20 p	100.31	101.00	+0.01	2.75
8.50	Feb 20 k	106.16	106.17	-0.01	2.74
1.38	Feb 20 p	98.12	98.13	+0.01	2.73
1.25	Feb 20 p	98.07	98.08	+0.01	2.74
2.25	Feb 20 p	99.13	99.14	+0.01	2.73
1.13	Mar 20 p	97.30	97.31	+0.01	2.74
1.38	Mar 20 p	98.08	98.09	+0.01	2.74
2.25	Mar 20 p	99.11	99.12	+0.01	2.74
1.50	Apr 20 p	98.12	98.13	+0.02	2.74
.13	Apr 20 f	97.27	97.28	-0.01	1.75
1.13	Apr 20 p	97.26	97.27	+0.01	2.73
1.38	Apr 20 p	98.05	98.06	+0.02	2.74
2.38	Apr 20 p	99.15	99.16	+0.01	2.74
1.50	May 20 p	98.08	98.09	+0.01	2.73
3.50	May 20 p	101.00	101.01	+0.01	2.76
8.75	May 20 k	108.08	108.09	-0.02	2.73
1.38	May 20 p	98.01	98.02	+0.01	2.73
1.50	May 20 p	98.07	98.08	+0.02	2.74
2.50	May 20 p	99.20	99.21	+0.01	2.74
1.50	Jun 20 p	98.05	98.06	+0.01	2.73
1.63	Jun 20 p	98.10	98.11	+0.02	2.74
1.88	Jun 20 p	98.21	98.22	+0.01	2.74
2.50	Jun 20 p	99.20	99.21	+0.02	2.73
1.25	Jul 20 f	99.29	99.30	-0.02	1.17
1.50	Jul 20 p	98.02	98.03	+0.02	2.74
1.63	Jul 20 p	98.07	98.08	+0.02	2.74
2.00	Jul 20 p	98.26	98.27	+0.02	2.74
2.63	Jul 20 p	99.25	99.26	+0.01	2.73
1.50	Aug 20 p	97.31	98.00	+0.01	2.73
2.63	Aug 20 p	99.25	99.26	+0.01	2.74
8.75	Aug 20 k	109.19	109.20		2.77
1.38	Aug 20 p	97.23	97.24	+0.02	2.74
2.13	Aug 20 p	98.30	98.31	+0.01	2.74
2.63	Aug 20 p	99.25	99.26	+0.01	2.73
1.38	Sep 20 p	97.22	97.23	+0.02	2.72
1.38	Sep 20 p	97.20	97.21	+0.02	2.73
2.00	Sep 20 p	98.23	98.24	+0.02	2.72
2.75	Sep 20 p	100.00	100.01	+0.02	2.73
1.63	Oct 20 p	98.00	98.01	+0.02	2.73
1.38	Oct 20 p	97.16	97.17	+0.02	2.73
1.75	Oct 20 p	98.06	98.07	+0.02	2.73
2.88	Oct 20 p	100.07	100.08	+0.01	2.73
1.75	Nov 20 p	98.05	98.06	+0.03	2.73
2.63	Nov 20 p	99.24	99.25	+0.02	2.74
1.63	Nov 20 p	97.28	97.29	+0.02	2.72
2.00	Nov 20 p	98.19	98.20	+0.02	2.73
2.75	Nov 20 p	100.01	100.02	+0.02	2.71
1.88	Dec 20 p	98.11	98.12	+0.02	2.71
1.75	Dec 20 p	98.03	98.04	+0.02	2.69
2.38	Dec 20 p	99.10	99.11	+0.02	2.71
2.00	Jan 21 p	98.17	98.18	+0.03	2.72
1.13	Jan 21 f	99.19	99.20	-0.01	1.31
1.38	Jan 21 p	97.06	97.07	+0.02	2.72
2.13	Jan 21 p	98.23	98.24	+0.02	2.73
2.25	Feb 21 p	98.31	99.00	+0.02	2.72
3.63	Feb 21 p	101.27	101.28	+0.02	2.72
7.88	Feb 21 k	110.23	110.24	+0.01	2.72
1.38	Feb 21 p	96.18	96.19	+0.02	2.72
2.00	Feb 21 p	98.14	98.15	+0.03	2.72
2.38	Mar 21 p	99.08	99.09	+0.03	2.71
1.25	Mar 21 p	96.25	96.26	+0.03	2.69
2.25	Mar 21 p	98.30	98.31	+0.02	2.71
.13	Apr 21 f	97.04	97.05	-0.01	1.36
2.38	Apr 21 p	99.06	99.07	+0.03	2.72
1.38	Apr 21 p	96.29	96.30	+0.03	2.71
2.25	Apr 21 p	98.30	98.31	+0.02	2.70
2.63	May 21 p	99.24	99.25	+0.03	2.72
3.13	May 21 p	100.29	100.30	+0.02	2.72
8.13	May 21 k	112.14	112.15	+0.02	2.74
2.00	May 21 p	98.09	98.10	+0.03	2.71
2.63	Jun 21 p	99.24	99.25	+0.02	2.71
1.13	Jun 21 p	96.05	96.06	+0.04	2.69
2.13	Jun 21 p	98.18	98.19	+0.03	2.70
.63	Jul 21 f	98.24	98.25		1.10
2.63	Jul 21 p	99.24	99.25	+0.03	2.71
1.13	Jul 21 p	95.31	96.00	+0.04	2.71
2.25	Jul 21 p	98.25	98.26	+0.03	2.71
2.13	Aug 21 p	98.14	98.15	+0.03	2.72
2.75	Aug 21 p	100.01	100.02	+0.03	2.72
8.13	Aug 21 k	113.24	113.25	+0.02	2.72
1.13	Aug 21 p	95.27	95.28	+0.04	2.71
2.00	Aug 21 p	98.03	98.04	+0.03	2.72
2.75	Sep 21 p	100.02	100.03	+0.04	2.71
1.13	Sep 21 p	95.25	95.26	+0.04	2.70
2.13	Sep 21 p	98.13	98.14	+0.04	2.71
2.88	Oct 21 p	100.13	100.14	+0.04	2.71
1.25	Oct 21 p	95.30	95.31	+0.04	2.72
2.00	Oct 21 p	98.00	98.01	+0.04	2.72
2.00	Nov 21 p	98.00	98.01	+0.04	2.71
2.88	Nov 21 p	100.13	100.14	+0.03	2.72
8.00	Nov 21 k	114.20	114.21	+0.03	2.73
1.75	Nov 21 p	97.08	97.09	+0.04	2.71
1.88	Nov 21 p	97.21	97.22	+0.04	2.70
2.63	Dec 21 p	99.23	99.24	+0.04	2.71
2.00	Dec 21 p	97.30	97.31	+0.04	2.70
2.13	Dec 21 p	98.08	98.09	+0.03	2.71
.13	Jan 22 f	96.28	96.29		1.15
1.50	Jan 22 p	96.11	96.12	+0.04	2.72
1.88	Jan 22 p	97.14	97.15	+0.03	2.72
2.00	Feb 22 p	97.26	97.27	+0.04	2.71
1.75	Feb 22 p	97.00	97.01	+0.04	2.72
1.88	Feb 22 p	97.13	97.14	+0.04	2.71
1.75	Mar 22 p	96.30	96.31	+0.04	2.72
1.88	Mar 22 p	97.11	97.12	+0.04	2.71
.13	Apr 22 f	96.14	96.15		1.21
1.75	Apr 22 3p	96.27	96.28	+0.03	2.72
1.88	Apr 22 p	97.08	97.09	+0.03	2.72
1.75	May 22 p	96.25	96.26	+0.03	2.73
1.88	May 22 p	97.06	97.07	+0.04	2.72
1.88	May 22 p	96.25	96.26	+0.04	2.72
1.75	Jun 22 p	96.23	96.24	+0.04	2.72
2.13	Jun 22 p	97.31	98.00	+0.04	2.72
.13	Jul 22 f	96.25	96.26	+0.01	1.04
1.88	Jul 22 p	97.02	97.03	+0.04	2.72
2.00	Jul 22 p	97.15	97.16	+0.04	2.73
1.63	Aug 22 p	96.04	96.05	+0.04	2.73
7.25	Aug 22 k	115.18	115.19	+0.03	2.74
1.63	Aug 22 p	96.04	96.05	+0.04	2.72
1.88	Aug 22 p	96.31	97.00	+0.04	2.73
1.75	Sep 22 p	96.14	96.15	+0.03	2.73
1.88	Sep 22 p	96.30	96.31	+0.04	2.72
1.75	Oct 22 p	96.26	96.27	+0.03	2.73
2.00	Oct 22 p	97.10	97.11	+0.04	2.73
1.63	Nov 22 p	95.28	95.29	+0.04	2.73
7.63	Nov 22 k	117.31	118.00	+0.03	2.73
2.00	Nov 22 p	97.08	97.09	+0.03	2.73
2.13	Dec 22 p	97.21	97.22	+0.04	2.73
.13	Jan 23 f	96.02	96.03		1.11
1.75	Jan 23 p	96.04	96.05	+0.03	2.74
2.38	Jan 23 p	98.19	98.20	+0.04	2.73
2.00	Feb 23 p	97.02	97.03	+0.03	2.74
7.13	Feb 23 k	117.02	117.03	+0.02	2.75
1.50	Feb 23 p	95.03	95.04	+0.04	2.74
2.63	Feb 23 p	99.18	99.19	+0.04	2.73
1.50	Mar 23 p	95.00	95.01	+0.05	2.74
2.50	Mar 23 p	99.01	99.02	+0.04	2.73
.63	Apr 23 f	97.27	97.28		1.12
1.63	Apr 23 p	95.14	95.15	+0.05	2.73
2.75	Apr 23 p	100.02	100.03	+0.04	2.73
1.75	May 23 p	95.28	95.29	+0.04	2.74
1.63	May 23 p	95.10	95.11	+0.04	2.74
2.75	May 23 p	100.03	100.04	+0.04	2.72
1.38	Jun 23 p	94.06	94.07	+0.04	2.74
2.63	Jun 23 p	99.17	99.18	+0.04	2.73
.38	Jul 23 f	97.06	97.07	+0.01	1.00

FOOTNOTE: Rate-The annual interest rate the Treasury bond provides to investors. **Date**-The month and year the bond will expire. **Bid**-The price investors will pay for the bond. **Ask**-The price at which investors will sell. A bond price is expressed as a percentage of its original purchase cost of $1,000. The whole numbers and the decimals-which represent 32nds of a point-must be converted to dollars and cents; for example, 103.18 equals $1,035.63. **Chg**-The change between the preceding day's final bid price and the final bid price from the day before. **Yld**-The annual percentage return to the investor, based on the bond's current price, if the bond is held until it matures. **K**-Taxes on interest will not be withheld from non-U.S. citizens. **n**-Treasury note. **p**-Treasury note; taxes on interest will not be withheld from non-U.S. citizens.

Mutual Funds

Name	Obj	NAV	Wk Chg	4-wk Rtn	YTD Rtn	3-yr Rtn/Rk
AAM						
InsgtSelIncl d	TW	9.61	+.02	+.2	-2.9	+3.5/B
AB						
AllMktRlRet1 b	IH	7.95	-.28	-1.7	-7.6	+6.4
AllMktTRA m	MA	13.88	-.06	-.9	-5.8	+3.8
AllMktTRAdv	MA	13.99	-.07	-.9	-5.6	+4.0
BdInflStrat1 b	IP	10.23	-.05	-.1	-1.6	+2.6/A
CncntrGrAdv	LG	33.21	-2.65	-4.1	+4.9	+11.0/C
CnsrvWlthStratA m	CA	11.65	+.02	-.8	-4.0	+2.6
CorOppsA m	LG	17.33	-3.28	-3.8		+10.1/C
DiscvGrA m	MG	9.03	-1.94	-4.3	-.8	+11.8/B
DiscvGrAdv	MG	9.75	-1.98	-4.3	-.6	+12.0/A
DiscvValA m	SV	17.99	-2.88	-7.0	-11.8	+7.8/B
DiscvValAdv	SV	18.44	-2.96	-7.0	-11.6	+8.1/B
DiscvValI	SV	17.83	-2.93	-7.0	-11.6	+8.1/B
DiscvValR b	SV	17.41	-2.80	-7.1	-12.2	+7.4/B
DiscvValZ	SV	17.79	-2.96	-7.0	-11.6	+8.2/B
DiversMunicipal	MS	14.09	-.01	+1.1	+.5	+1.1/B
EmMkts	EM	23.58	-2.02	-1.4	-21.7	+5.4/D
EqIncA m	LV	24.94	-3.01	-3.8	-3.1	+8.5/C
EqIncAdv	LV	25.20	-3.04	-3.8	-2.8	+8.8/B
EqIncC m	LV	24.60	-2.94	-3.8	-3.7	+7.7/D
GlbBdA m	IB	8.15	...	+.7	-.5	+2.5
GlbBdAdv	IB	8.14	-.01	+.7	-.2	+2.7
GlbBdC m	IB	8.18	...	+.6	-1.3	+1.7
GlbBdI	IB	8.14	...	+.7	-.2	+2.8
GlbBdR b	IB	8.14	-.01	+.7	-.9	+2.1
GlbRkAllcA m	TV	15.17	-.30	-.3	-6.2	+4.1
GlbRlEstInvmIII	GR	10.57	-.44	-.1	+.1	+6.8/A
GrA m	LG	68.02	-11.33	-2.6	+6.9	+13.4/A
HiIncA m	HY	7.92	-.03	-1.5	-4.3	+6.1
HiIncAdv	HY	7.93	-.03	-1.5	-4.1	+6.3
HiIncC m	HY	8.02	-.02	-1.6	-5.2	+5.2
HiIncl	HY	7.94	-.02	-1.5	-4.2	+6.4
HiIncK b	HY	7.93	-.02	-1.6	-4.4	+6.0
HiIncR b	HY	7.92	-.03	-1.6	-4.7	+5.7
HiIncZ	HY	7.94	-.02	-1.5	-4.0	+6.4
IntermBdA m	CI	10.68	...	+.8	-1.1	+2.2/B
IntermBdAdv	CI	10.68	-.01	+.8	-1.0	+2.4/B
IntermCAMuniA m	SS	14.00	-.02	+1.0	+.4	+.9/B
IntermNYMuniA m	SS	13.71	-.01	+1.1	+.2	+1.0/B
Intl	FB	14.57	-.95	-3.2	-15.4	+2.4
IntlValA m	FV	11.64	-.18	-6.7	-21.5	-.3/E
IntrmDvrsMnA m	MS	14.10	-.01	+1.1	+.3	+.8/C
LgCpGrA m	LG	45.72	-4.79	-2.3	+4.8	+12.5/A
LgCpGrAdv	LG	50.16	-4.82	-2.3	+5.1	+12.8/A
LgCpGrC m	LG	33.29	-4.68	-2.4	+4.1	+11.7/B
LgCpGrl	LG	49.88	-4.82	-2.3	+5.1	+12.8/A
LgCpGrK b	LG	46.57	-4.79	-2.4	+4.7	+12.4/A
LtdDurHiIncAdv	HY	9.97	...	-.7	+.7	+4.6
MuniBdInfStr1 b	MS	9.98	-.04	+.5	-.1	+1.8/A
MuniBdInfStr2	MS	9.99	-.04	+.6		+1.9/A
MuniBdInfStrA m	MS	10.03	-.04	+.5	-.2	+1.6/A
MuniBdInfStrAdv	MS	10.03	-.04	+.6	+.1	+1.9/A
MuniIncCAA m	MF	10.86	-.03	+.9	-.2	+1.7/B
MuniIncCAAdv	MF	10.86	-.03	+1.0		+1.9/A
MuniIncIIArznA m	SI	10.86	-.02	+1.1	+.2	+2.1/A
MuniIncIIMAA m	MT	10.91	-.02	+1.0	-.6	+1.3/B
MuniIncIINJA m	MJ	9.51	-.02	+1.1		+2.4/B
MuniIncIIOhioA m	MO	9.72	-.02	+1.1	-.1	+1.9/B
MuniIncIIPEA m	MP	10.20	-.02	+1.0	-.2	+1.8/C
MuniIncIIVIA m	SI	10.83	-.01	+1.0	-.3	+1.8/A
MuniIncNYA m	MN	9.68	-.02	+1.2	-.4	+1.8/A
MuniIncNYAdv	MN	9.68	-.02	+1.2	-.2	+2.0/A
MuniIncNtnA m	MI	10.01	-.02	+1.2	-.3	+2.0/A
MuniIncNtnAdv	MI	10.01	-.02	+1.2	-.1	+2.2/A
MuniIncNtnC m	MI	10.00	-.02	+1.1	-1.0	+1.2/D
ReltvValA x	LV	4.92	-.84	-4.8	-3.0	+9.0/B
ReltvValAdv x	LV	4.96	-.86	-4.7	-2.9	+9.3/B
SelUSEqAdv	LB	14.76	-1.93	-3.7	-1.6	+10.0/B
SelUSLSA m	LO	11.53	-1.08	-2.0	-.6	+5.4/A
SelUSLSAdv	LO	11.74	-1.08	-2.0	-.3	+5.7/A
SelUSLSC m	LO	10.94	-1.08	-2.1	-1.4	+4.6/B
ShortDurPlus	CS	11.53	-.01	+.3	+.7	+.8/D
SmCpGrA m	SG	44.58	-9.35	-4.8	+2.7	+14.5/A
SmCpGrl	SG	49.04	-9.45	-4.8	+2.9	+14.8/A
SstnlGlbThtcA m	WS	99.77	-8.75	-2.5	-8.1	+9.5/A
SstnlGlbThtcAdv	WS	105.96	-9.09	-2.5	-7.8	+9.8/A
SustIntlThtcA m	FG	14.26	-2.09	-1.1	-15.3	+2.9
TxMgAlMktIncA m	CA	12.07	-.04	-.7	-3.1	+3.3
TxMgWtAprStrAdv	WS	14.99	-.19	-3.9	-7.4	+6.7/D
TxMgdIntl	FB	15.12	-.40	-3.2	-15.3	+2.3
ValAdv	LV	13.72	-1.00	-5.2	-10.9	+4.3/E
WlthApprStrA m	WS	15.12	-.18	-3.9	-7.5	+6.4/D
WlthApprStrAdv	WS	15.11	-.18	-3.8	-7.2	+6.7/D
AC Alternatives						
MktNetrlValInv	NE	9.61	-.52	-1.7	-3.3	+.5/D
AIG						
ActvAllcA f	MA	15.58	-1.25	-7.4	-9.4	+4.3/E
FlexCrdtA m	HY	3.26	-.02	-1.7	-.3	+4.8/E
FocedDivStrB m	LV	15.98	-1.17	-4.4	-8.0	+8.4/C
FocedDivStrC m	LV	15.97	-1.17	-4.4	-8.0	+8.4/C
MltAstAllcA f	MA	16.74	-.70	-3.4	-6.2	+5.8/C
SrFltngRtA m	BL	7.85	-.06	-2.3	+1.1	+4.9
SrFltngRtC m	BL	7.84	-.07	-2.2	+.7	+4.6
StrBdA m	MU	3.22	-.01	-.2	-3.7	+3.6/D
StrValA m	LV	26.07	-3.80	-4.1	-6.9	+7.0/D
USGvtSecA m	GI	8.88	...	+1.2	-.5	-.6/E
ALPS						
RdRcksLtdPrEl d	SW	6.15	-.43	-6.4	-11.2	+7.7/C
AMG						
CHEqPtnrsBalN b	MA	16.74	-.13	-1.9	-1.1	+6.4/B
FQTxMgdUSEql	LB	30.00	-.50	-4.4	-.7	+9.1/C
GWKCorBdl	CI	9.75	-.01	+.8	-1.8	+1.5/D
GWKMnBdl	MI	11.46	-.02	+1.8		+1.5/C
GWKMnEnhYil	HM	9.64	-.03	+1.3	-.9	+3.2/C
GWKSmCpCorl	SG	25.48	-.88	-7.1	-10.3	+8.8/D
MgrsAmIntrGvS	GI	10.32	-.01	+1.4	-1.1	+.7/C
MgrsAmShrtDrGvS	UB	9.40	...	+.1	+.9	+.9/E
MgrsBrAdvsMCGrN	MG	10.89	-.08	-3.7	-7.7	+6.3/E
MgrsBrBlueS	LG	46.49	-.04	-3.7	-2.9	+9.7/D
MgrsBrwineS	MG	46.07	-.27	-2.7	-1.2	+9.4/C
MgrsCaEmergCol	SG	56.76	-1.48	-7.3	-2.8	+15.1/A
MgrsCaMidCpN b	MG	27.89	-.45	-5.8	-7.8	+7.9/D
MgrsCeRlEsttS	SR	10.38	-.26		+1.1	+5.7/B
MgrsDblCrPlsBdl	CI	10.24	-.02	+.4	-.8	+2.6
MgrsDblCrPlsBdN b	CI	10.25	-.02	+.3	-1.1	+2.4
MgrsEmergOppsS	SG	44.53	-1.08	-6.2	-3.0	+13.0/A
MgrsFrpntMdCpl	MV	37.35	-1.34	-7.0	-14.7	+6.3/D
MgrsFrpntMdCpN b	MV	36.33	-1.30	-7.0	-14.9	+6.0/D

How to Read the Mutual Fund Tables

Here are the 4,300 biggest mutual funds listed on Nasdaq. Tables show the fund name, sell price or net asset value (NAV), daily net change and weekly net change. Underlining highlights the funds ranked in the top 20% in each of the last 5 years:

Name: Name of mutual fund and family.
Obj: The fund's objective group. Abbreviations listed below.
NAV: Net asset value.
Wk Chg: Weekly net change in price of NAV.
Rtn: The fund's total return, or percent change in NAV for the time period shown, with dividends reinvested. If period longer than 1 year, return is annualized.
Rank: Fund's letter grade compared with others in the same objective group; an A indicates fund performed in the top 20 percent; an E, in the bottom 20 percent.

Saturday Mutual Funds

Name	Obj	NAV	Wk Chg	4-wk Rtn	YTD Rtn	3-yr Rtn/Rk
AIM Funds A:						
DivrsDiv p	LC	7.43	-.52	-9.4	-17.2	-31.5/B
GlSmMCGr p	GL	9.78	-.64	-3.9	-9.9	-37.8/C
GroAlloc p	XC	6.87	-.44	-4.2	-11.5	-37.0/C

Footnotes: b - Fee covering market costs is paid from fund assets. **d -** Deferred sales charge, or redemption fee. **f -** front load (sales charges). **m -** Multiple fees are charged, usually a marketing fee and either a sales or redemption fee. **NA -** not available. **p -** previous day´s net asset value. **s -** fund split shares during the week. **x -** fund paid a distribution during the week.

Fund Objectives: AL: Allocation - 70-85% Equity, **AM:** Multialternative, **BB:** Commodities Broad Basket, **BL:** Bank Loan, **BM:** Bear Market, **CA:** Allocation - 30-50% Equity, **CC:** Consumer Defense, **CD:** Consumer Cyclical, **CH:** China Region, **CI:** Intermediate-Term Bond, **CL:** Long-Term Bond, **CR:** Multicurrency, **CS:** Short-Term Bond, **CV:** Convertibles, **DP:** Diversified Pacific/Asia, **EB:** Emerging-Markets Bond, **EE:** Equity Energy, **EI:** India Equity, **EM:** Diversified Emerging Markets, **ES:** Europe Stock, **FA:** Foreign Small/Mid-Value, **FB:** Foreign Large-Blend, **FF:** Managed Futures, **FG:** Foreign Large-Growth, **FQ:** Foreign Small/Mid-Blend, **FR:** Foreign Small/Mid-Growth, **FV:** Foreign Large-Value, **FX:** Single Currency, **GI:** Intermediate Government, **GL:** Long Government, **GR:** Global Real Estate, **GS:** Short Government, **HM:** High-Yield Muni, **HY:** High-Yield Bond, **IB:** World Bond, **IC:** Trading-Inverse Commodities, **ID:** Industrials, **IE:** Trading-Inverse Equity, **IH:** World Allocation, **IP:** Inflation-Protected Bond, **IS:** Trading-Miscellaneous, **JS:** Japan Stock, **LB:** Large Blend, **LC:** Trading-Leveraged Commodities, **LE:** Trading-Leveraged Equity, **LG:** Large Growth, **LO:** Long-Short Equity, **LP:** Energy Limited Partnership, **LS:** Latin America Stock, **LV:** Large Value, **MA:** Allocation - 50-70% Equity, **MB:** Mid-Cap Blend, **MC:** Muni California Long, **MF:** Muni California Intermediate, **MG:** Mid-Cap Growth, **MI:** Muni National Intermediate, **MJ:** Muni New Jersey, **ML:** Muni National Long, **MN:** Muni New York Intermediate, **MQ:** Miscellaneous Region, **MO:** Muni Ohio, **MP:** Muni Pennsylvania, **MR:** Miscellaneous Sector, **MS:** Muni National Short, **MT:** Muni Massachusetts, **MU:** Multisector Bond, **MV:** Mid-Cap Value, **MY:** Muni New York Long, **ND:** Trading-Inverse Debt, **NE:** Market Neutral, **NT:** Nontraditional Bond, **PJ:** Pacific/Asia ex-Japan Stock, **RI:** Target-Date Retirement, **RR:** Preferred Stock, **SB:** Small Blend, **SC:** Communications, **SF:** Financial, **SG:** Small Growth, **SH:** Health, **SI:** Muni Single State Intermediate, **SL:** Muni Single State Long, **SM:** Muni Minnesota, **SN:** Natural Resources, **SP:** Equity Precious Metals, **SR:** Real Estate, **SS:** Muni Single State Short, **ST:** Technology, **SU:** Utilities, **SV:** Small Value, **TA:** Target-Date 2000-2010, **TD:** Target-Date 2015, **TE:** Target-Date 2020, **TG:** Target-Date 2025, **TH:** Target-Date 2030, **TI:** Target-Date 2035, **TJ:** Target-Date 2040, **TK:** Target-Date 2045, **TL:** Target-Date 2055, **TN:** Target-Date 2050, **TW:** Corporate Bond, **TV:** Tactical Allocation, **UB:** Ultrashort Bond, **VD:** Trading-Leveraged Debt, **VL:** Stable Value, **VO:** Volatility, **WS:** World Stock, **XM:** Allocation - 85+% Equity, **XO:** Infrastructure, **XQ:** Target-Date 2060+, **XR:** Option Writing, **XS:** Long-Short Credit, **XP:** Emerging-Markets Local-Currency Bond, **XY:** Allocation - 15-30% Equity.

Data based on NAVs reported to Morningstar by 6 p.m. Eastern. **Source: Morningstar and The Associated Press**

Name	Obj	NAV	Wk Chg	4-wk Rtn	YTD Rtn	3-yr Rtn/Rk
MgrsLmsSylsBdS	CI	25.71	+.03	+.2	-2.0	+3.3/A
MgrsMntCldGrl	LG	19.89	-.17	-3.1	+.9	+7.4/E
MgrsMntCldGrN b	LG	19.78	-.18	-3.1	+.7	+7.2/E
MgrsSkyInSpcEqS d	SB	36.54	-1.78	-9.2	-16.9	+3.4/E
MgrsSpecialEqS	SG	119.73	-2.60	-5.7	+.2	+11.1/B
RRDivAllCpVII	LV	11.96	-.21	-3.9	-3.5	+9.0/B
RRDivAllCpVIN b	LV	11.96	-.21	-4.0	-3.8	+8.7/B
RRSmCpValI	SB	12.66	-.24	-5.1	-4.2	+11.5/A
TmsSqMidCpGrl	MG	18.58	-.27	-3.9	-1.5	+10.0/C
TmsSqMidCpGrS	MG	18.08	-.27	-3.9	-1.7	+9.7/C
TmsSqSmCpGrl	SG	17.17	-.34	-5.3	-.9	+9.7/C
TmsSqSmCpGrS	SG	16.72	-.33	-5.4	-1.1	+9.5/D
TrilogyEMktsEqZ d	EM	8.62	-.06	-.9	-16.1	+10.2/A
YackFocl d	LB	22.18	-.19	-1.7	+5.2	+12.4/A
YackFocN d	LB	22.18	-.19	-1.7	+5.0	+12.2/A
YacktmanI d	LV	23.98	-.20	-1.6	+4.9	+11.5/A
AQR						
DiversArbtrgl	NE	9.35	-.03	-1.1	+2.5	+5.4
DiversArbtrgN b	NE	9.33	-.03	-1.2	+2.3	+5.1
IntlEql	FB	9.31	+.01	-2.2	-13.9	+4.7
IntlMomStyleI	FG	13.60	-.10	-2.1	-12.0	+2.7
LgCpMomStyleI	LG	21.37	-.23	-2.5	+1.3	+10.1
MgdFtsStratI		8.40	+.07	-2.2	-9.5	-6.5
MgdFtsStratN b		8.26	+.06	-2.3	-9.8	-6.8
MltStratAltI	GY	7.78	+.12	-1.0	-14.3	-3.9
MltStratAltN b	GY	7.72	+.12	-1.0	-14.4	-4.1
RkBalCmdtsStrI	BB	5.79	-.10	+1.2	-15.2	+2.9
RkParityI	TV	9.17	-.06	+.9	-6.1	+6.4
RkParityIIMVI	TV	8.77	-.08	+.8	-4.9	+5.1
SmCpMomStyleI	SG	21.75	-.39	-5.3	-5.8	+8.1
Aberdeen						
GlbHiIncA b	HY	8.50	...	-1.7	-2.7	+5.2/E
GlbHiIncl	HY	7.94	+.01	-1.7	-2.4	+5.3/E
SelIntlEqA b	FB	23.09	-.22	-2.5	-15.9	+6.3/A
TotalRetBdl	CI	12.45	-.04	+1.0	-2.1	+1.9/C
Absolute Strategies						
Instl	GY	8.25	...	-1.3	-1.9	-2.9/E
Acadian						
EmMktsInv d	EM	18.23	-.15	-1.8	-18.6	+9.1/B
Access						
CptCmntyInvmIns	GI	8.64	-.01	+1.4	-.9	+.8/B
AdvisorOne						
CLSGlbDivrEqN	WS	17.18	-.16	-2.5	-7.6	+7.7/B
Advisory Research						
MLPEngyIncl d	LP	7.33	...	-1.3	-8.0	+7.3/C
MLPEngyInfrasI d	LP	7.14	-.01	-1.3	-7.9	+6.7/C
Aegis						
Val	SV	16.18	-.54	-7.0	-13.0	+20.9/A
Akre						
FocInstl x	LG	35.55	-.23	-1.7	+8.2	+15.7/A
FocRetail x	LG	34.78	-.23	-1.7	+7.9	+15.4/A
Al Frank						
Inv m	LV	21.33	-2.65	-5.2	-5.4	+9.3/B
Alger						
CptlApprecA m	LG	25.28	-.11	-1.9	+2.5	+11.0/C
CptlApprecC m	LG	19.94	-.10	-2.0	+1.8	+10.2/C
CptlApprecI2	LG	85.46	-.43	-1.9	+3.4	+11.4/B
CptlApprecInsl	LG	33.27	-.16	-2.0	+2.6	+11.0/B
GrIncA m	LB	39.34	-.36	-3.0	-2.1	+9.8/C
IntlFocA m	FG	13.53	-.12	-4.0	-20.6	-1.1/E
LgCpGrI2	LG	65.19	-.49	-3.4	+5.8	+10.6/C
MidCpGrA m	MG	13.19	-.06	-3.5	-3.6	+8.6/C
MidCpGrI2	MG	24.10	-.12	-3.5	-3.6	+8.7/C
MidCpGrInstlI	MG	28.19	-.14	-3.6	-3.9	+8.8/C
SmCpGrA m	SG	8.88	-.06	-3.2	+5.3	+13.3/A
SmCpGrI2	SG	25.34	-.19	-3.1	+4.9	+13.5/A
SmCpGrInstlI	SG	20.99	-.15	-3.2	+3.6	+13.2/A
SpectraA m	LG	21.12	-.11	-1.9	+2.7	+10.8/C
AllianzGI						
FocedGrA m	LG	51.81	-.55	-3.5	-2.0	+9.7/D
HlthSciA m	SH	34.26	-.33	-.6	+7.9	+6.3/B
NFJDivValA m	LV	13.84	-.25	-4.8	-7.3	+8.2/C
NFJDivValC m	LV	13.97	-.25	-4.9	-8.0	+7.4/D
NFJDivValInstl	LV	13.95	-.25	-4.8	-7.0	+8.6/B
NFJIntlValA m	FV	16.66	-.06	-3.5	-14.6	/E
NFJLgCapValA m	LV	24.90	-.41	-4.3	-6.3	+9.5/B
NFJMidCapValA m	MV	27.20	-.59	-5.8	-13.2	+9.6/A
NFJMidCapValIns	MV	29.14	-.63	-5.8	-12.9	+10.0/A
NFJSmCpValA m	SV	18.16	-.76	-8.3	-16.2	+5.1/E
NFJSmCpValAdmin b	SV	18.11	-.77	-8.3	-16.2	+5.2/D
NFJSmCpValInstl	SV	20.39	-.85	-8.2	-15.9	+5.5/D
TechA m	ST	66.61	+.32	-.4	+8.8	+18.6/A
TechInstl	ST	74.92	+.36	-.4	+9.1	+19.0/A
Alpine						
DynDivInstl	WS	3.70	-.03	-3.1	-6.8	+8.2/B
IntlRlEsttEqIns	GR	20.43	-.01	-.4	-15.1	+2.2/E
RltyIncGrIns	SR	22.10	-.46	+.1	-.6	+6.5/B
UltShrtMnIncIns	MS	10.04	...	+.1	+1.5	+1.0/B
Amana						
MutGrInv b	LG	36.82	-.21	-2.1	+5.3	+13.9/A
MutIncInv b	LB	48.98	-.36	-2.8	-3.7	+8.9/D
American Beacon						
BrdGwyLgCpVlIns	LV	25.67	-.61	-6.1	-10.2	+7.2/D
BrdgwyLgCpGrIns	LG	29.08	-.36	-4.7	-2.7	+9.5/D
IntlEqInstl	FV	17.77	-.16	-4.9	-14.9	+2.9/C
IntlEqInv	FV	17.58	-.16	-4.9	-15.2	+2.6/C
LgCpValInstl	LV	26.65	-.65	-5.9	-8.6	+8.0/C
LgCpValInv	LV	24.69	-.60	-5.9	-8.9	+7.6/D
MidCpValInv	MV	14.73	-.55	-6.9	-16.2	+5.4/D
SmCpValAdv b	SV	22.76	-.90	-8.5	-12.7	+6.5/C
SmCpValInstl	SV	24.04	-.95	-8.5	-12.3	+7.0/C
SmCpValInv	SV	23.09	-.92	-8.5	-12.6	+6.6/C
American Century						
AdpteEqInv	LB	11.66	-.12	-3.5	-.9	+11.2/A
AllCpGrInv	LG	33.10	-.15	-2.8	+.2	+9.2/D
BalInv	MA	18.15	-.11	-1.6	-2.6	+6.1/C
CAHYMuniI	MC	10.33	-.02	+1.0	+.3	+3.2/A
CAHYMuniInv	MC	10.33	-.03	+1.0		+3.0/A
CAInTFBdBdI	MF	11.63	-.02	+1.2	+.4	+1.8/B
CAInTFBdBdInv	MF	11.62	-.02	+1.1	+.2	+1.5/C
CorEqPlusInv	LB	13.12	-1.59	-4.1	-4.8	+7.7/D
CorPlusInv	CI	10.22	-.01	+.7	-2.0	+2.0/C
CptlValInv	LV	8.30	-.17	-4.3	-5.3	+7.6/D
DiscpGrInv	LG	18.88	-3.51	-3.8	-2.6	+10.3/C
DiversBdA m	CI	10.27	...	+.8	-2.5	+.9/E
DiversBdI	CI	10.26	-.01	+.9	-2.1	+1.3/D
DiversBdInv	CI	10.26	...	+.9	-2.3	+1.1/E
EmMktsA m	EM	9.57	-.01	+.4	-19.1	+9.0/B
EmMktsI	EM	10.20	...	+.5	-18.7	+9.5/B
EmMktsInv	EM	9.93	-.01	+.4	-18.9	+9.3/B
EqGrA m	LB	27.82	-3.50	-3.5	-3.8	+9.0/C
EqGrl	LB	27.91	-3.51	-3.5	-3.4	+9.5/C
EqGrInv	LB	27.87	-3.51	-3.5	-3.6	+9.3/C
EqIncA m	LV	8.18	-.60	-2.4	-1.8	+10.5/A
EqIncC m	LV	8.17	-.59	-2.4	-2.4	+9.7/A
EqIncl	LV	8.20	-.59	-2.3	-1.4	+11.1/A
EqIncInv	LV	8.19	-.59	-2.3	-1.5	+10.8/A
EqIncR b	LV	8.15	-.59	-2.3	-2.0	+10.3/A
EqIncR6	LV	8.21	-.59	-2.3	-1.3	+11.2/A
GlbGoldInv	SP	7.71	+.01	+7.1	-11.9	+15.0/A
GlbGrInv	WS	11.68	-.14	-2.7	-4.1	+7.2/C
GovtBdInv	GI	10.63	-.01	+1.4	-.5	+.8/B
GovtBdR5	GI	10.62	-.02	+1.3	-.4	+.9/A
GrA m	LG	32.33	-.10	-2.8	+1.5	+11.2/B
Grl	LG	34.05	-.09	-2.7	+2.0	+11.7/B
GrInv	LG	33.42	-.09	-2.7	+1.8	+11.5/B
GrR b	LG	31.56	-.09	-2.8	+1.3	+10.9/C
GrR6	LG	34.06	-.09	-2.7	+2.2	+11.9/B
HYInv	HY	5.38	...	-.5	-1.0	+6.8/C
HYMuniI	HM	9.44	-.03	+.7	+1.0	+3.8/B
HYMuniInv	HM	9.44	-.03	+.6	+.9	+3.6/B
HeritageA m	MG	20.35	-.12	-3.9	-2.2	+7.5/D
HeritageI	MG	23.44	-.14	-3.9	-1.8	+7.9/D
HeritageInv	MG	22.04	-.13	-3.9	-2.0	+7.7/D
IncandGrA m	LV	33.75	-3.94	-4.0	-4.2	+9.8/A
IncandGrl	LV	33.89	-3.94	-3.9	-3.8	+10.3/A
IncandGrInv	LV	33.83	-3.93	-3.9	-3.9	+10.1/A
InflAdjBdA m	IP	11.08	-.08	+.2	-3.2	+1.3/D

Mutual Funds

Name	Obj	NAV	Wk Chg	4-wk Rtn	YTD Rtn	3-yr Rtn/Rk
InflAdjBdInv	IP	11.12	-.08	+.2	-3.0	+1.6/C
InflAdjBdR5	IP	11.12	-.07	+.3	-2.7	+1.8/B
IntTrmTxFrBdI	MI	11.10	-.02	+1.2	+.5	+1.8/B
IntTrmTxFrBdInv	MI	11.10	-.01	+1.1	+.3	+1.6/C
IntlBdInv	IB	12.42	-.09	+.2	-5.8	+1.2/D
IntlDiscvInv	FR	12.85	-.18	-6.8	-24.4	+1.1/D
IntlGrA m	FG	11.44	-.10	-4.3	-14.2	+2.5/E
IntlGrl	FG	11.30	-.10	-4.2	-13.8	+2.9/D
IntlGrInv	FG	11.36	-.10	-4.2	-14.0	+2.7/D
IntlOppsInv	FR	8.85	-.13	-5.0	-20.6	+4.1/C
InvFcddynGrInv	LG	24.40	-.10	-.9	+10.3	+16.9/A
InvGinnieMaeInv	GI	10.12	...	+1.4	-.5	+.6/C
InvGinnieMaeR5	GI	10.12	...	+1.5	-.3	+.8/B
InvOC2020A m	TE	12.08	-.08	-1.5	-3.4	+4.4/D
InvOC2020I	TE	12.13	-.08	-1.5	-3.0	+4.9/C
InvOC2020Inv	TE	12.12	-.07	-1.5	-3.2	+4.7/D
InvOC2020R b	TE	12.05	-.08	-1.6	-3.8	+4.1/D
InvOC2025A m	TG	14.27	-.09	-1.7	-4.0	+4.8/E
InvOC2025I	TG	14.33	-.09	-1.6	-3.5	+5.2/D
InvOC2025Inv	TG	14.30	-.10	-1.7	-3.7	+5.0/E
InvOC2025R b	TG	14.23	-.10	-1.7	-4.2	+4.5/E
InvOC2030A m	TH	12.40	-.09	-1.9	-4.4	+5.1/E
InvOC2030I	TH	12.46	-.09	-1.8	-4.0	+5.5/E
InvOC2030Inv	TH	12.45	-.08	-1.8	-4.2	+5.4/E
InvOC2030R b	TH	12.38	-.09	-1.9	-4.6	+4.8/E
InvOC2035A m	TI	15.45	-.11	-2.1	-4.7	+5.4/E
InvOC2035I	TI	15.52	-.11	-2.1	-4.3	+5.9/E
InvOC2035Inv	TI	15.48	-.11	-2.1	-4.5	+5.7/E
InvOC2035R b	TI	15.41	-.12	-2.2	-5.0	+5.1/E
InvOC2040A m	TJ	12.99	-.10	-2.3	-5.0	+5.8/E
InvOC2040I	TJ	13.05	-.10	-2.2	-4.6	+6.3/E
InvOC2040Inv	TJ	13.03	-.10	-2.3	-4.8	+6.1/E
InvOC2040R b	TJ	12.96	-.10	-2.3	-5.3	+5.6/E
InvOC2045A m	TK	16.25	-.13	-2.5	-5.4	+6.3/E
InvOC2045I	TK	16.33	-.14	-2.5	-5.0	+6.8/E
InvOC2045Inv	TK	16.29	-.14	-2.5	-5.2	+6.6/E
InvOC2045R b	TK	16.22	-.14	-2.6	-5.6	+6.0/E
InvOC2050A m	TN	13.21	-.11	-2.7	-5.7	+6.6/E
InvOC2050I	TN	13.27	-.12	-2.7	-5.4	+7.0/E
InvOC2050Inv	TN	13.24	-.12	-2.7	-5.6	+6.8/E
InvOC2050R b	TN	13.18	-.12	-2.8	-6.0	+6.3/E
InvOC2055A m	TL	14.10	-.13	-2.8	-6.1	+6.7/E
InvOC2055Inv	TL	14.14	-.13	-2.8	-5.9	+6.9/E
InvOC:AgrInv	AL	15.90	-.15	-2.7	-6.0	+6.7/C
InvOC:CnsrvInv	CA	13.11	-.09	-1.5	-3.9	+4.3/D
InvOCInRetA m	RI	12.79	-.08	-1.5	-3.3	+4.2/B
InvOCInRetI	RI	12.80	-.07	-1.4	-2.8	+4.7/A
InvOCInRetInv	RI	12.79	-.07	-1.4	-3.1	+4.5/B
InvOCInRetR b	RI	12.77	-.07	-1.5	-3.5	+3.9/B
InvOCModInv	MA	14.90	-.12	-2.1	-5.1	+5.7/C
InvOCVryAgrInv	XM	16.93	-.20	-3.6	-7.4	+7.4/C
InvOCVryCsrvInv	XY	11.69	-.06	-.7	-2.0	+3.5/C
LgCoValInv	LV	9.25	-.58	-3.8	-4.3	+7.7/D
MidCpValA m	MV	14.11	-2.04	-4.8	-9.2	+8.1/B
MidCpValC m	MV	13.92	-2.04	-4.9	-9.8	+7.3/C
MidCpValI	MV	14.16	-2.04	-4.8	-8.8	+8.6/B
MidCpValInv	MV	14.15	-2.03	-4.8	-9.0	+8.4/B
MidCpValR b	MV	14.06	-2.03	-4.8	-9.4	+7.9/B
MidCpValR6	MV	14.17	-2.03	-4.7	-8.6	+8.8/A
NTCoreEqPlusG	LB	13.51	-2.52	-3.9	-3.4	+8.5/D
NTDiversBdG	CI	10.26	...	+1.0	-1.7	+1.5/D
NTEmMktsG	EM	10.92	-.01	+.5	-18.1	+10.2/A
NTEqGrG	LB	11.52	-1.70	-3.3	-2.9	+9.7/C
NTGrG	LG	17.89	-.02	-2.5	+3.4	+12.3/A
NTHeritageG	MG	13.80	-.05	-4.0	-1.2	+8.3/D
NTIntlGrG	FG	10.68	-.10	-4.1	-12.2	+3.5/D
NTLgCoValG	LV	10.12	-1.01	-3.8	-3.7	+8.0/C
NTMidCpValG	MV	10.80	-1.75	-4.8	-8.2	+9.0/A
NTSmCoG	SB	7.32	-1.43	-7.9	-11.2	+5.9/D
RlEsttI	SR	28.02	-.54	+.4	+1.6	+5.5/B
RlEsttInv	SR	27.94	-.53	+.4	+1.4	+5.3/C
SelI	LG	71.23	-.60	-3.5	+.1	+11.1/B
SelInv	LG	69.99	-.60	-3.5	-.2	+10.9/C
ShrtDurInv	CS	10.05	-.01		+1.0	+1.5/B
ShrtTrmGovtInv	GS	9.41	...	+.4	+.7	+.4/D
ShtDrInfPrBdInv	IP	10.07	-.04	-.2	-.1	+1.3/D
ShtDrInfPrBdR5	IP	10.16	-.04	-.2	+.2	+1.6/C
SmCoInv	SB	12.08	-1.91	-8.0	-11.8	+5.3/E
SmCpGrA m	SG	16.30	-.36	-4.6	-2.0	+11.3/B
SmCpGrI	SG	17.25	-.39	-4.5	-1.7	+11.8/B
SmCpGrInv	SG	16.86	-.37	-4.5	-1.9	+11.5/B
SmCpValA m	SV	6.27	-1.40	-7.3	-14.0	+6.4/C
SmCpValI	SV	6.43	-1.40	-7.2	-13.6	+6.9/C
SmCpValInv	SV	6.35	-1.41	-7.4	-13.8	+6.7/C
StrAlAgrsA m	AL	7.88	-.07	-2.6	-6.0	+6.5/D
StrAlAgrsInv	AL	7.83	-.07	-2.6	-5.8	+6.7/C
StrAlCnsrvA m	CA	5.50	-.04	-1.4	-3.9	+3.9/D
StrAlCnsrvInv	CA	5.51	-.04	-1.4	-3.7	+4.2/D
StrAlModA m	MA	6.48	-.05	-2.0	-5.0	+5.4/D
StrAlModI	MA	6.50	-.05	-2.1	-4.6	+5.8/C
StrAlModInv	MA	6.50	-.05	-2.0	-4.8	+5.6/C
SustEqInv	LB	27.13	-.27	-3.3	-2.2	+10.6/B
UltraA m	LG	43.36	-.42	-3.3	+4.2	+12.8/A
UltraI	LG	46.91	-.45	-3.2	+4.6	+13.3/A
UltraInv	LG	45.34	-.43	-3.2	+4.4	+13.1/A
UtlsInv	SU	17.46	-.38	+1.7	+6.6	+11.2/E
ValA m	LV	7.57	-.89	-5.5	-6.6	+7.2/D
ValI	LV	7.60	-.89	-5.5	-6.2	+7.7/D
ValInv	LV	7.58	-.89	-5.5	-6.4	+7.5/D
ValR b	LV	7.58	-.88	-5.5	-6.7	+7.0/D
ZeroCoup2020Inv	GI	103.74	-.01	+.4	+.1	+.8/B
ZeroCoup2025Inv	GL	97.98	-.27	+1.7	-1.3	+1.4/C
American Funds						
2010TgtDtRtrA m	TA	10.67	-.04	-.7	-2.2	+5.1/A
2015TgtDtRtrA m	TD	11.33	-.04	-.7	-2.2	+5.4/C
2020TgtDtRtrA m	TE	12.29	-.05	-.8	-2.1	+5.8/B
2025TgtDtRtrA m	TG	13.07	-.06	-1.1	-2.8	+6.5/B
2030TgtDtRtrA m	TH	13.96	-.07	-1.5	-3.2	+7.5/A
2035TgtDtRtrA m	TI	14.29	-.08	-1.9	-3.7	+8.2/A
2040TgtDtRtrA m	TJ	14.60	-.09	-2.0	-3.9	+8.5/A
2045TgtDtRtrA m	TK	14.82	-.09	-2.0	-4.0	+8.6/A
2050TgtDtRtrA m	TN	14.51	-.09	-2.1	-3.9	+8.7/A
AMCpA m	LG	31.00	-.27	-2.4	+.9	+10.7/C
AmrcnBalA m	MA	26.53	-.17	-1.3	-1.0	+7.7/A
AmrcnHiIncA m	HY	9.83	-.04	-1.1	+.3	+8.0/A
AmrcnMutA m	LV	40.52	-.37	-2.2	+.7	+11.0/A
BdfAmrcA m	CI	12.47	-.01	+1.1	-1.1	+1.6/D
CptWldGrIncA m	WS	46.02	-.15	-2.4	-8.6	+7.3/C
CptlIncBldrA m	IH	57.80	-.13	-1.0	-5.7	+5.5/B

Continued on **next page**

Top 20 Mutual Funds

By Year-to-Date Percent Return*

Name	Obj	Pct Load	NAV	YTD Rtn	Phone Number
Copley Copley d	LV	NL	107.34	+21.4	877-881-2751
Fidelity Select MedTech&Devcs x	SH	NL	48.40	+19.0	800-544-8544
Morgan Stanley MltCpGrTrustI x	LG	NL	38.56	+18.4	800-869-6397
Morgan Stanley MltCpGrTrustA x	LG	5.25	34.69	+18.1	800-869-6397
Morgan Stanley MltCpGrTrustL x	LG	NL	24.84	+17.6	800-869-6397
Fidelity Select HealthCareSvcs x	SH	NL	95.43	+17.5	800-544-8544
Virtus InvtvGrStkIns	LG	NL	24.29	+17.3	888-784-3863
Morgan Stanley MltCpGrTrustB x	LG	5.00	24.39	+17.1	800-869-6397
Berkshire Foc d	ST	NL	24.77	+15.4	877-526-0707
Fidelity Advisor UtilitiesI	SU	NL	30.71	+15.3	877-208-0098
Jacob MicroCpGrInstl d	SG	NL	15.79	+15.3	888-522-6239
Fidelity Select Utilities x	SU	NL	85.02	+15.2	800-544-8544
Jacob MicroCpGrInv m	SG	NL	14.47	+15.1	888-522-6239
Fidelity Advisor SeriesGrOpps	LG	NL	14.65	+15.0	877-208-0098
Fidelity Advisor UtilitiesA m	SU	5.75	30.06	+15.0	877-208-0098
Fidelity Advisor UtilitiesM m	SU	3.50	30.16	+14.7	877-208-0098
BlackRock HthSciOpIns	SH	NL	58.08	+14.6	800-441-7762
BlackRock HthSciOpInvA m	SH	5.25	55.27	+14.3	800-441-7762
Fidelity Advisor UtilitiesC m	SU	1.00	29.42	+14.2	877-208-0098
Wasatch UIGr d	SG	NL	23.38	+14.0	800-551-1700

By Total Net Assets*

Name	Obj	Assets ($MIns)	Total Return/Rank 4-wk	YTD	5-yr	Pct Load
Vanguard 500IdxAdmrl x	LB	253,238	-3.6	-0.9	+10.1/A	NL
Vanguard TtlSMIdxAdmrl	LB	203,888	-3.7	-1.6	+9.6/A	NL
Fidelity 500IdxInsPrm x	LB	164,099	-3.6	-0.9	+10.2/A	NL
Vanguard TtlSMIdxInv	LB	129,896	-3.7	-1.7	+9.5/A	NL
Vanguard TtInSIdxInv	FB	128,269	-2.8	-13.4	+2.0/B	NL
Vanguard TtlSMIdxIns	LB	123,279	-3.7	-1.6	+9.6/A	NL
Vanguard InsIdxIns	LB	116,738	-3.6	-0.9	+10.1/A	NL
Vanguard InsIdxInsPlus	LB	104,731	-3.6	-0.9	+10.2/A	NL
Vanguard TtInSIdxInsPlus	FB	95,758	-2.8	-13.3	+2.1/A	NL
Fidelity Contrafund	LG	91,616	-2.7	+0.7	+10.8/B	NL
Vanguard TtBMIdxAdmrl	CI	86,606	+1.2	-1.0	+2.2/C	NL
Vanguard WlngtnAdmrl	MA	86,207	-1.8	-1.7	+7.2/A	NL
American Funds GrfAmrcA m	LG	85,537	-2.5	+0.1	+10.5/B	5.75
American Funds IncAmrcA m	AL	72,246	-1.6	-3.4	+5.9/B	5.75
Dodge & Cox Stk	LV	71,815	-5.2	-3.3	+8.9/A	NL
Vanguard TtInSIdxAdmrl	FB	66,521	-2.8	-13.4	+2.1/B	NL
American Funds AmrcnBalA m	MA	65,640	-1.3	-1.0	+7.2/A	5.75
American Funds CptlIncBldrA m	IH	64,098	-1.0	-5.7	+4.3/A	5.75
American Funds InvCAmrcA m	LB	60,441	-2.8	-3.4	+8.8/B	5.75
Vanguard PrmCpAdmrl	LG	59,006	-4.0	+1.1	+12.8/A	NL

By 4-Week Percent Return*

Name	Obj	Pct Load	NAV	YTD Rtn	Phone Number
ProFunds PrMtlsUltSctInv	LE	NL	28.70	+12.3	888-776-3637
American Century GlbGoldA m	SP	5.75	7.54	+7.1	800-345-2021
American Century GlbGoldInv	SP	NL	7.71	+7.1	800-345-2021
Rydex PrecMetalsInv	SP	NL	22.88	+6.9	800-820-0888
Rydex IvDynSP500H b	BM	NL	44.51	+6.8	800-820-0888
Rydex IvDynSP500C m	BM	1.00	38.75	+6.7	800-820-0888
Wells Fargo PrecMetalsA f	SP	5.75	29.49	+6.7	800-222-8222
ProFunds UltBearInv	BM	NL	25.92	+6.6	888-776-3637
Wells Fargo PrecMetalsC m	SP	1.00	26.02	+6.6	800-222-8222
Rydex IvRsl2000StrH b	BM	NL	22.50	+6.0	800-820-0888
Fidelity Select AdvisorGoldI	SP	NL	17.06	+5.4	800-544-8544
Fidelity Select Gold	SP	NL	17.06	+5.4	800-544-8544
Vanguard ExtDrTrldIns	GL	NL	32.90	+5.4	800-662-7447
Vanguard ExtDrTrldInsPls	GL	NL	82.59	+5.4	800-662-7447
Fidelity Select AdvisorGoldA m	SP	5.75	16.58	+5.3	800-544-8544
Fidelity Select AdvisorGoldC m	SP	1.00	15.46	+5.3	800-544-8544
Fidelity Select AdvisorGoldM m	SP	3.50	16.22	+5.3	800-544-8544
ProFunds USGvtPlusInv	VD	NL	51.40	+5.3	888-776-3637
Oppenheimer GoldSpecMnralC m	SP	1.00	12.23	+5.2	800-225-5677
ProFunds USGvtPlusSvc b	VD	NL	47.39	+5.2	888-776-3637

Mutual Funds

Continued from **previous page**

Name	Obj	NAV	Wk Chg	4-wk Rtn	YTD Rtn	3-yr Rtn/Rk
CptlWldBdA m	IB	19.08	-.06	+.8	-3.1	+2.0/C
EuroPacGrA m	FG	46.96	-.35	-2.9	-14.0	+4.8/B
FdmtlInvsA m	LB	58.86	-.38	-2.8	-3.9	+10.5/B
GlbBalA m	IH	30.23	-.06	-.7	-5.5	+5.1/C
GrfAmrcA m	LG	49.61	-.32	-2.5	+.1	+11.5/B
HiIncMuniBdA m	HM	15.57	-.04	+.9	+.9	+3.7/B
IncAmrcA m	AL	22.09	-.07	-1.6	-3.4	+7.0/B
IntlGrIncA m	FB	29.66	-.12	-2.6	-13.3	+4.6/B
IntrmBdfAmrA m	CS	13.12	-.02	+.5	+.1	+.7/D
InvCAmrcA m	LB	38.05	-.17	-2.8	-3.4	+10.3/B
LtdTrmTEBdA m	MS	15.46	-.01	+.9	+.6	+1.1/B
MortgA m	GI	9.81	-.02	+1.1	-.5	+.9/B
NewWldA m	EM	59.16	-.21	-.7	-11.6	+7.5/C
NwPrspctvA m	WS	41.48	-.10	-2.1	-3.9	+8.6/B
STBdAmrcA m	CS	9.79	-.02	+.2	+.5	+.8/D
ShrtTrmTEBdA m	MS	10.01	...	+.6	+.8	+.8/C
SmCpWldA m	SW	51.64	-.79	-3.4	-7.5	+8.4/B
TheNewEcoA m	LG	43.66	-.18	-1.5	-2.2	+11.0/C
TxExBdA m	MI	12.71	-.02	+1.3	+.2	+2.1/A
TxExmptFdofCAA m	MC	17.29	-.03	+1.2	+.1	+2.0/C
TxExofNewYorkA m	MY	10.52	-.02	+1.2	-.3	+1.7/C
USGovtSecA m	GI	13.36	-.02	+1.2	-.6	+.5/D
WAMtInvsA m	LB	43.57	-.38	-2.6	-.2	+11.1/A
American Independanc						
KansasTxExBdIns x	SI	10.58	-.06	+1.2	+.4	+1.4/B
Ancora						
ThInSmlMdl d	SB	14.23	-.34	-5.3	-8.5	+9.6/B
Angel Oak						
MltStratIncAs m	MU	11.07	-.02	-.1	+2.6	+4.0
MltStratIncIns	MU	11.05	-.02	-.2	+2.9	+4.2
Aquila						
CHTFKTA m	SI	10.45	-.01	+1.2	+.3	+1.4/B
HawaiianTxFrA m	SI	11.09	...	+1.2	+.1	+.8/D
NATFIncA m	SI	10.51	-.02	+1.4	+.1	+1.7/A
TxFrForUtahA m	SI	10.13	-.02	+1.4	+.1	+1.6/A
TxFrofArizonaA m	SI	10.41	-.01	+1.3	+.2	+1.5/B
TxFrofColoradoA m	SI	10.27	-.01	+1.2	+.1	+1.0/D
TxFrofOregonA m	SI	10.76	-.01	+1.2		+.9/D
Arbitrage						
Instl	NE	13.08	-.22	+.9	+1.9	+3.0/B
R b	NE	12.71	-.19	+.9	+1.7	+2.7/B
Ariel						
ApprecInv b	MV	40.67	-1.01	-6.6	-10.4	+5.4/D
Inv b	MV	58.78	-1.61	-6.9	-9.2	+7.1/C
Aristotle						
SaulGlbOppsI x	IH	11.13	-1.47	-3.7	-6.4	+7.7/A
Artisan						
GlbOppsInstl	WS	22.63	-.10	-1.5	-5.2	+10.0
GlbOppsInv	WS	22.33	-.10	-1.5	-5.4	+9.7
GlbValueInv	WS	15.33	-.15	-3.9	-9.3	+7.1
IntlInstl	FG	27.64	-.30	-2.4	-8.0	+3.6
IntlInv	FG	27.51	-.30	-2.4	-8.3	+3.4
IntlSmMdInv	FR	11.54	-.15	-4.5	-13.8	+.6
IntlValueInstl	FB	31.43	-.33	-2.8	-13.1	+4.7
IntlValueInv	FB	31.35	-.34	-2.8	-13.3	+4.5
MidCpInstl	MG	33.30	-.39	-1.8	+1.2	+7.2
MidCpInv	MG	29.85	-.35	-1.8	+1.0	+6.9
MidCpValueInv	MV	17.51	-.57	-7.0	-9.3	+7.7
SmCpInvs	SG	26.92	-.52	-4.9	+7.2	+13.4
ValInstl	LV	11.15	-.30	-6.2	-9.8	+10.5
ValInv	LV	11.18	-.31	-6.2	-9.9	+10.3
Ashmore						
EmMktsLcCyBdIns	XP	6.96	-.02	+2.1	-8.3	+6.9
EmMktsTtlRetIns	EB	7.46	+.01	+1.1	-5.6	+7.9
Auxier						
FocInv x	LV	21.08	-1.32	-2.8	-.7	+8.2/C
Ave Maria						
Value	MB	19.50	-.50	-5.1	-6.6	+9.2/B
BBH						
CoreIN d	LB	13.24	-7.02	-3.6	-3.1	+8.2
LtdDurN	UB	10.14	-.01		+1.9	+2.3/A
BMO						
DivIncI	LV	13.24	-.22	-4.2	-1.5	+12.0/A
IntermTxFrI	MI	11.04	-.02	+.9	+.5	+2.0/A
IntermTxFrY	MI	11.05	-.02	+.9	+.3	+1.8/B
LgCpGrI	LG	15.87	-.15	-3.7	+1.9	+12.7/A
LgCpValI	LV	13.22	-.28	-4.8	-8.4	+7.5/D
LowVolEqI	LV	13.75	-.18	-2.2	+3.7	+9.3/B
MidCpGrI	MG	13.04	-.21	-4.6	-1.7	+10.0/C
MidCpValI	MV	9.55	-.25	-5.2	-11.9	+6.5/D
ShrtTrmIncAdvI	CS	9.26	...	+.3	+1.2	+1.6/B
ShrtTxFrI	MS	10.12	-.01	+.3	+1.2	+1.2/A
SmCpGrI	SG	15.02	-.31	-6.7	-5.4	+8.4/D
TCHCorPlusBdI	CI	11.19	-.01	+.6	-1.8	+3.5/A
TCHCorpIncI	TW	12.40	+.02	+.1	-2.5	+5.5/A
TCHCorpIncY	TW	12.42	+.02	+.2	-2.6	+5.4/A
UltraShrtTxFrI	MS	10.06	...	+.2	+1.4	+1.1/A
BNY Mellon						
AsstAllcM	MA	11.98	+.03	-1.9	-4.1	+6.3
BdM	CI	12.17	...	+1.0	-1.3	+1.7/C
EmMktsM	EM	9.63	-.08	+.1	-19.0	+9.4/B
IncStkM	LV	7.96	-.98	-4.9	-4.9	+9.4/B
IntermBdM	CS	12.18	...	+.3	-.1	+1.3/C
IntlApprecM	FB	12.49	-.09	-3.8	-13.4	+3.5/C
IntlM	FB	11.51	-.31	-4.9	-15.0	+3.0/C
LgCpStkM	LB	4.88	-.96	-3.9	-3.8	+8.7/D
MAIntrmMnBdM	MT	12.35	-.01	+1.4	+.2	+1.4/B
MdCpMltStratM	MG	16.32	-.33	-4.8	-5.8	+8.3/D
NYIntrmTEBdM	MN	10.86	-.01	+1.4	+.2	+1.5/B
NtnIntrmMnBdM	MI	13.22	-.02	+1.3	+.3	+1.5/C
NtnSTMnBdM	MS	12.69	...	+.4	+1.0	+.7/C
PEIntrmMnBdM	MP	11.90	-.01	+1.3	+.7	+1.7/C
STUSGovtSecM	GS	11.49	...	+.5	+.6	+.4/D
SmCpMltStratM	SG	18.44	-.70	-7.1	-8.1	+9.5/D
Baird						
AggrgateBdInstl	CI	10.47	...	+1.0	-1.2	+2.1/B
CorPlusBdInstl	CI	10.78	...	+.8	-1.3	+2.6/A
IntermBdInstl	CI	10.74	...	+.6	-.3	+1.7/C
QlInTrmMnBdIns	MI	11.35	...	+1.3	+.7	+1.2/D
ShrtTrmBdInstl	CS	9.55	...	+.3	+1.0	+1.6/B
Baron						
AsstInstl	MG	68.89	-1.07	-3.1	+4.0	+12.5/A
AsstRetail b	MG	66.30	-1.03	-3.1	+3.8	+12.1/A
DiscvInstl	SG	17.96	-.48	-4.3	+5.8	+21.8/A
DiscvRetail b	SG	17.75	-.47	-4.3	+5.5	+21.5/A
EmMktsInstl	EM	12.41	-.08	-1.5	-18.9	+6.9/D
EmMktsRetail b	EM	12.38	-.08	-1.6	-19.1	+6.6/D
FifthAvenuGrIns	LG	27.24	-.14	-1.4	+5.1	+13.9/A
FifthAvenuGrRtl b	LG	26.71	-.14	-1.4	+4.9	+13.6/A
FocedGrInstl	MG	16.96	-.21	-2.1	+9.3	+12.4/A
GrInstl	MG	66.24	-1.39	-3.4	+2.1	+11.9/A
GrRetail b	MG	64.15	-1.35	-3.4	+1.8	+11.6/B
IntlGrInstl	FG	19.59	-.34	-4.1	-16.4	+6.0/A
IntlGrRetail b	FG	19.30	-.34	-4.1	-16.6	+5.7/B
OppInstl	LG	19.02	-.22	-.8	+13.1	+15.6/A
OppRetail b	LG	18.29	-.22	-.8	+12.8	+15.3/A
PtnrsInstl	MG	51.59	-.59	-2.9	+3.7	+13.4/A
PtnrsRetail b	MG	50.44	-.59	-3.0	+3.5	+13.1/A
RlEsttInstl	SR	22.35	-.26	-1.6	-17.4	+2.9/E
RlEsttRetail b	SR	22.00	-.27	-1.7	-17.6	+2.6/E
SmCpInstl	SG	26.01	-.67	-4.8	-3.2	+11.9/B
SmCpRetail b	SG	24.96	-.64	-4.8	-3.4	+11.6/B
Becker						
ValEqRetail x	LV	16.07	-1.90	-6.2	-10.3	+7.4/D
Berkshire						
Foc d	ST	24.77	+.35	+1.8	+15.4	+18.6/A
Bernstein						
CaliforniaMuni	SS	14.00	-.02	+1.0	+.6	+1.1/B
IntermDur	CI	12.72	-.01	+1.0	-1.2	+2.2/B
IntermDurInstl	CI	14.51	-.01	+1.0	-1.1	+2.3/B
NewYorkMuni	SS	13.71	-.01	+1.1	+.4	+1.1/A
ShrtDrDvRSMn	MS	12.53	...	+.4	+1.1	+.6/D
Berwyn						
Inc d	XY	13.13	+.01	-.6	-.4	+4.2/B
Bishop Street						
HawaiiMuniBdIns	SI	10.34	-.01	+1.2		+1.2/C
BlackRock						
4060TrgtAllInvC m	CA	11.34	+.03	-.4	-3.3	+3.5/E
AdUSTtlMInvA m	LB	23.86	-.33	-2.2	-1.6	+10.4/B
AdUSTtlMInvIns	LB	24.91	-.34	-2.2	-1.4	+10.6/B
AdvtgGlbInstl	WS	18.99	-.28	-4.7	-9.3	+7.5/C
AdvtgGlbInvA m	WS	18.05	-.26	-4.6	-9.5	+7.2/C
AdvtgIntlIns	FB	14.50	-.11	-3.2	-12.8	+4.4/B
AdvtgIntlInvA m	FB	14.35	-.12	-3.2	-13.0	+4.1/B
AdvtgLCCorIns	LB	14.69	-.21	-2.2	-.1	+10.9/A
AdvtgLCCorInvA m	LB	14.13	-.20	-2.2	-.3	+10.6/B
AdvtgLCCorInvC m	LB	12.05	-.16	-2.2	-1.0	+9.8/C
AdvtgLCValIns	LV	25.01	-.48	-2.8	-2.7	+9.8/A
AdvtgLCValInvA m	LV	24.50	-.47	-2.8	-2.9	+9.5/B
AdvtgLCValInvC m	LV	22.73	-.44	-2.8	-3.6	+8.6/B
AdvtgLgCpGrIns	LG	14.06	-.12	-1.6	+3.2	+12.6/A
AdvtgLgCpGrInvA m	LG	13.43	-.11	-1.6	+3.0	+12.3/A
AdvtgSmCpGrIns	SG	15.81	-.26	-3.3	+.8	+9.9/C
AdvtgSmCpGrInvA m	SG	11.42	-.19	-3.2	+.7	+9.7/C
AsaDrgnIns	PJ	13.67	+.10	+.8	-16.2	+4.5/E
AsaDrgnInvA m	PJ	13.50	+.10	+.8	-16.4	+4.3/E
BalCptlInstl	MA	22.47	+.07	-.9	-.1	+7.8/A
BalCptlInvA m	MA	22.37	+.06	-1.0	-.3	+7.5/A
BalCptlInvC m	MA	19.47	+.06	-1.0	-1.0	+6.7/B
BasValInstl	LV	19.82	-.35	-3.0	-2.7	+8.7/B
BasValInvA m	LV	19.55	-.35	-3.0	-2.9	+8.4/C
BasValInvC m	LV	16.86	-.30	-3.1	-3.7	+7.5/D
CAMuniOppsInstl	MF	12.36	-.04	+.7	+1.2	+3.1
CAMuniOppsInvA m	MF	12.35	-.04	+.6	+.9	+2.8
CAMuniOppsInvA1 b	MF	12.36	-.04	+.7	+1.1	+3.0
CorBdInstl	CI	9.22	...	+1.0	-1.3	+1.5/D
CorBdInvA m	CI	9.24	...	+1.1	-1.5	+1.2/D
CorBdK	CI	9.25	...	+1.0	-1.2	+1.6/D
CptlApprecInstl	LG	26.13	-.20	+.6	+8.3	+13.3/A
CptlApprecInvA m	LG	24.02	-.19	+.6	+8.1	+13.0/A
CptlApprecInvC m	LG	17.10	-.14	+.7	+7.4	+12.1/B
CptlApprecK	LG	26.28	-.20	+.6	+8.4	+13.4/A
CptlApprecR b	LG	19.48	-.15	+.7	+7.9	+12.7/A

Name	Obj	NAV	Wk Chg	4-wk Rtn	YTD Rtn	3-yr Rtn/Rk
CrdtStrIncIns	MU	9.87	-.01	-.7	-.1	+4.9/B
CrdtStrIncInvA m	MU	9.87	-.01	-.6	-.3	+4.7/B
EmMktsInstl x	EM	20.81	-.31	-.5	-10.8	+12.3/A
EmMktsInvA x	EM	20.09	-.24	-.5	-11.1	+11.9/A
EngyResInvA m	EE	13.93	-.70	-8.0	-22.2	-1.0/C
EqDivInstl	LV	19.26	-.31	-4.2	-4.4	+9.6/B
EqDivInvA m	LV	19.20	-.32	-4.3	-4.7	+9.3/B
EqDivInvC m	LV	18.45	-.31	-4.3	-5.3	+8.5/C
EqDivR b	LV	19.38	-.32	-4.3	-4.9	+8.9/B
EuroInvA m	ES	12.09	-.03	-6.3	-18.6	-2.1/E
Exch	LB	1053.67	-11.21	-1.6	+2.9	+10.9/A
FltngRtIncInstl	BL	9.85	-.08	-2.1	+.9	+4.2/C
FltngRtIncInvA m	BL	9.85	-.08	-2.1	+.7	+3.9/D
FltngRtIncInvC m	BL	9.85	-.08	-2.2	+.1	+3.2/E
FocGrInstl	LG	4.21	-.03	+.7	+10.1	+13.3/A
FocGrInvA m	LG	3.87	-.04	+.8	+9.6	+13.0/A
GNMAInstl	GI	9.13	...	+1.4	-.2	+.9/A
GNMAInvA m	GI	9.17	...	+1.5	-.5	+.6/C
GlbAllcIncInstl	IH	18.52	-.17	-1.6	-6.1	+4.0/D
GlbAllcIncInvA m	IH	18.39	-.17	-1.6	-6.3	+3.7/D
GlbAllcIncInvC m	IH	16.54	-.16	-1.7	-7.0	+2.9/E
GlbAllcIncR b	IH	17.49	-.17	-1.6	-6.6	+3.4/E
GlbLSCrdtInstl	XS	10.21	-.02	-1.2	-1.4	+1.7/D
GlbLSCrdtInvA m	XS	10.18	-.02	-1.2	-1.5	+1.5/E
GlbLSCrdtInvC m	XS	9.93	-.02	-1.3	-2.4	+.7/E
HYBdInstl	HY	7.32	-.02	-1.0	-.9	+7.3/B
HYBdInvA m	HY	7.32	-.02	-.9	-1.2	+7.0/B
HYBdInvC m	HY	7.33	-.02	-.9	-1.9	+6.3/C
HYBdK	HY	7.33	-.02	-.9	-.7	+7.5/B
HYBdSvc b	HY	7.33	-.01	-.9	-1.0	+7.1/B
HYMuniInstl	HM	9.44	-.02	+.9	+1.6	+4.0
HighEqIncIns	LV	24.46	-.38	-2.1	-2.2	+7.7/D
HighEqIncInvA m	LV	20.73	-.32	-2.0	-2.4	+7.4/D
HthSciOpIns	SH	58.08	-.60	+2.3	+14.6	+11.8/A
HthSciOpInvA m	SH	55.27	-.58	+2.3	+14.3	+11.4/A
HthSciOpInvC m	SH	48.26	-.52	+2.2	+13.6	+10.7/A
InflProtBdInstl	IP	10.19	-.07	+.3	-2.4	+1.7/C
InflProtBdInvA m	IP	9.95	-.07	+.3	-2.6	+1.4/D
InflProtBdInvC m	IP	9.62	-.06	+.3	-3.2	+.7/E
IntlDivIns	FB	25.95	-.03	-.5	-10.6	+2.7/D
IntlDivInvA m	FB	24.21	-.02	-.5	-10.8	+2.4/D
IntlInstl x	FB	14.18	-.40	-1.2	-16.2	+4.3/B
IntlInvA x	FB	13.88	-.36	-1.5	-16.5	+3.8/C
LCFocGrIns	LG	11.35	-.09	+.6	+9.8	+15.7/A
LCFocGrInvA m	LG	10.42	-.08	+.6	+9.5	+15.3/A
LCFocGrInvC m	LG	7.67	-.06	+.5	+8.5	+14.3/A
LPDyn2020Instl	TE	15.24	+.01	-.8	-2.3	+5.8
LPDyn2020InvA m	TE	14.01	+.01	-.8	-2.4	+5.5
LPDyn2030Instl	TH	13.47	+.01	-1.4	-2.6	+7.5
LPDyn2030InvA m	TH	12.94	+.02	-1.4	-2.8	+7.3
LPDyn2040InvA m	TJ	15.39	+.03	-2.0	-3.9	+8.4
LatinAmerInvA x	LS	45.68	-.87	-1.7	-6.6	+13.5/C
LngHrznEqInvA x	WS	11.81	-1.12	-2.4	-2.2	+5.7/D
LowDurBdInstl	CS	9.43	...	+.1	+.8	+1.5/B
LowDurBdInvA m	CS	9.43	...	+.1	+.5	+1.3/C
LowDurBdInvC m	CS	9.43	...	+.1	-.2	+.5/E
LowDurBdK	CS	9.43	...	+.2	+.8	+1.6/B
MidCapDivIns	MV	16.04	-.41	-6.2	-5.7	+8.6/B
MidCapDivInvA m	MV	15.26	-.40	-6.2	-5.9	+8.3/B
MidCpGrEqInstl	MG	22.92	-.16	-.5	+7.9	+14.8/A
MidCpGrEqInvA m	MG	19.84	-.14	-.5	+7.6	+14.4/A
MidCpGrEqInvC m	MG	15.48	-.11	-.6	+6.9	+13.6/A
NJMuniBdInstl	MJ	10.89	-.02	+1.1	+.6	+2.8
NJMuniBdInvA m	MJ	10.90	-.02	+1.1	+.3	+2.6
NYMuniOppsInstl	MN	11.02	-.03	+.7	+.9	+3.2
NYMuniOppsInvA m	MN	11.03	-.03	+.7	+.7	+2.9
NYMuniOppsInvA1 b	MN	11.03	-.03	+.7	+.9	+3.1
NYMuniOppsInvC m	MN	11.03	-.02	+.7	-.1	+2.1
NatrlResTrInvA m	SN	21.81	-.28	-5.2	-16.0	+4.6/B
NtnlMnInstl	MI	10.62	-.03	+1.1		+1.9
NtnlMnInvA m	MI	10.63	-.03	+1.1	-.3	+1.7
NtnlMnInvC m	MI	10.63	-.03	+1.0	-1.0	+1.0
PAMuniBdInstl	MP	10.76	-.03	+1.1	+.2	+2.1
PAMuniBdInvA m	MP	10.78	-.02	+1.1		+1.9
ShrtTrmMuniIns	MS	10.07	...	+.4	+1.3	+.7
ShrtTrmMuniInvA m	MS	10.08	...	+.4	+1.1	+.5
StrGlbBdIncIns	IB	5.74	-.02	+.4	-2.2	+3.2
StrIncOpA m	NT	9.60	-.01	-.2	-.8	+2.3
StrIncOpC m	NT	9.59	-.01	-.2	-1.5	+1.5
StrIncOpIns	NT	9.60	-.01	-.2	-.5	+2.6
StratMuOpIns	MI	11.36	-.03	+.7	+1.2	+3.5
StratMuOpInvA m	MI	11.36	-.03	+.8	+1.0	+3.3
StratMuOpIvC m	MI	11.36	-.03	+.6	+.3	+2.5
TactOppsInstl	GY	15.08	...	-1.8	+4.6	+4.6/A
TactOppsInvA m	GY	14.94	-.01	-1.8	+4.3	+4.3/A
TechOppsInstl	ST	26.50	-.03	+1.3	+7.4	+21.0/A
TechOppsInvA m	ST	24.59	-.03	+1.3	+7.2	+20.7/A
TechOppsInvC m	ST	20.82	-.02	+1.3	+6.4	+19.8/A
TtlRetInstl	CI	11.16	...	+.9	-1.7	+1.9/C
TtlRetInvA m	CI	11.16	-.01	+1.0	-1.9	+1.6/D
TtlRetInvC m	CI	11.15	-.01	+.9	-2.6	+1.0/E
TtlRetR b	CI	11.16	-.01	+.9	-2.2	+1.4/D
USGovtBdInstl	GI	10.08	-.01	+1.3	-.4	+1.0/A
USGovtBdInvA m	GI	10.10	-.01	+1.3	-.6	+.7/C
USMortgInstl	CI	9.88	-.02	+1.3		+1.9/C
Bogle Investment Man						
SmCpGrInstl	SB	23.78	-.81	-8.6	-12.5	+8.3/C
Boston Partners						
LSEqInstl	LO	17.63	-1.88	-4.0	-14.1	+2.8/C
SmCpValIIInstl	SV	21.04	-2.28	-8.6	-14.5	+6.4/C
SmCpValIIInv b	SV	20.10	-2.18	-8.6	-14.7	+6.1/D
Boston Trust						
AsstMgmt	AL	45.31	-2.56	-2.6	+.7	+8.8/A
Eq	LB	23.38	-.81	-3.6	+.6	+11.0/A
Bragg Capital Trust						
QueensRdSmCpVal	SV	26.12	-.29	-3.3	-3.8	+6.2/C
Brandes						
IntlEqI	FV	15.99	-.07	-4.6	-8.7	+5.0/A
Bridges						
Invm	LG	59.46	-.99	-4.0	-.5	+9.5/D
Bridgeway						
AggresivInvs1	MB	60.32	-1.54	-7.6	-19.9	+4.7/D
BlueChip35Idx	LB	14.83	-.17	-3.0	+1.8	+11.1/A
UltraSmCo	SV	26.52	-.97	-10.0	-12.3	+2.4/E
UltraSmCoMkt d	SB	12.49	-.52	-8.9	-12.4	+7.3/C
Bright Rock						
QualLgCpInstl x	LB	15.52	-.79	-3.2	-2.1	+8.1/D
Broadview						
Opp	SB	25.98	-1.06	-8.7	-8.2	+6.3/D
Brookfield Investmen						
GlbLtdInfrasI	XO	11.91	-.02	-.3	-3.8	+8.1/C
GlbLtdRlEsttI	GR	12.52	-.18	-.4	-3.3	+5.1/C
Brown Advisory						
FlexEqIns d	LG	20.65	-.25	-4.4	-.5	+10.9/C
GrEqInstl d	LG	22.66	-.19	-3.2	+8.0	+11.4/B
GrEqInv d	LG	22.43	-.19	-3.2	+7.8	+11.3/B
IntermIncInv d	CI	10.29	-.01	+.6	-.3	+1.4/D
MryIndBdInv d	SI	10.44	-.01	+1.0	+.9	+1.7/A
SmCpFdmtlValIns d	SB	25.63	-.67	-7.2	-9.9	+7.7/C
SmCpGrInv d	SG	18.31	-.36	-4.5	-1.4	+8.9/D
SmrstEmMktsIns d	EM	8.89	-.09	-1.0	-20.9	+4.5/E
Brown Cap Mgmt						
SmCoInv b	SG	86.41	-6.28	-2.2	+3.0	+13.2/A
Bruce						
Bruce	MA	520.29	-3.57	-.8	-.9	+5.3/D
Buffalo						
Discv	MG	23.16	-.21	-2.6	-4.4	+8.9/C
EmergOpps	SG	15.09	-.33	-5.3	-3.4	+11.7/B
FlexInc	AL	14.61	-.24	-3.9	-4.1	+6.5/D
Gr	LG	29.98	-.15	-1.4	+2.9	+10.2/C
HY	HY	10.69	-.02	-.7	-.6	+4.2/E
LgCp	LG	29.36	-.23	-2.2	+1.1	+11.1/B
MidCp	MG	13.01	-.21	-1.8	-4.4	+5.2/E
SmCp	SG	14.52	-.41	-5.8	-1.0	+10.9/C
CG Capital Markets						
CorFI	CI	7.79	...	+1.3	-1.4	+1.8/C
EmMktsEqInvms	EM	13.04	-.04	+.1	-18.3	+9.3/B
IntlEq	FB	10.88	-.10	-4.2	-14.4	+3.4/C
IntlFI	IB	7.61	+.02	+.6	+1.9	+3.8/A
LgCpEq	LG	16.94	-.22	-3.4	-1.4	+8.5/E
SmMidCpEq	SG	16.50	-.44	-5.6	-7.7	+5.7/E
CGM						
Foc	LB	41.81	-.52	-5.3	-21.6	+3.0/E
Mut	AL	27.24	-.28	-3.5	-11.8	+4.0/E
Rlty	LB	26.80	-.48	-1.6	-16.0	+5.1/E
CIBC						
AtDipEqInstl	LB	20.02	-.27	-3.2	+4.4	+11.8/A
CM						
AdvsFI	CS	10.96	-.01	-.1	-.9	+2.6/A
CRM						
MidCpValInstl	MB	19.07	-2.28	-4.4	-3.9	+10.9/A
SmCpValInstl	SB	15.82	-2.23	-6.9	-11.9	+8.7/B
SmCpValInv	SB	13.53	-2.10	-6.8	-12.1	+8.4/B
Calamos						
CnvrtA m	CV	17.91	-.08	-.5	+2.5	+7.7/C
CnvrtC m	CV	17.71	-.07	-.6	+1.8	+6.9/D
CnvrtInstl	CV	16.06	-.06	-.4	+2.7	+8.0/C
EvolvingWldGrI	EM	12.67	-.06	-.4	-17.4	+3.4/E
GrA m	LG	31.60	-.30	-3.6	-2.7	+6.9/E
GrC m	LG	20.00	-.20	-3.7	-3.4	+6.1/E
GrIncA m	AL	31.50	-.34	-2.8	-.8	+7.8/A
GrIncC m	AL	31.62	-.35	-2.9	-1.5	+7.0/B
GrIncInstl	AL	30.29	-.33	-2.8	-.6	+8.0/A
GrInstl	LG	41.47	-.39	-3.6	-2.5	+7.2/E
IntlGrInstl	FG	17.57	-.22	-4.5	-19.7	+2.6/D
MktNetrlIncA m	NE	13.43	-.05	-.6	+2.3	+4.0/A
MktNetrlIncC m	NE	13.62	-.05	-.7	+1.5	+3.2/B
MktNetrlIncIns	NE	13.28	-.05	-.6	+2.6	+4.3/A
Calvert						
BalA m	MA	29.99	-.26	-2.0	-.9	+6.1/C
BdA m	CI	15.65	-.01	+.7	-.8	+2.3/B
EqA m	LG	42.67	-.11	-2.5	+7.7	+11.5/B
EqC m	LG	23.61	-.07	-2.6	+6.9	+10.7/C
IncA m	TW	15.61	+.01	+.1	-3.1	+2.9/C
IntlEqA m	FB	15.76	-.09	-2.8	-10.4	+2.1/D

Name	Obj	NAV	Wk Chg	4-wk Rtn	YTD Rtn	3-yr Rtn/Rk
MdCpA m	MB	29.32	-.54	-3.2	-.5	+5.9/D
RspMuniIncA m	MI	15.56	-.01	+1.3		+1.6/C
ShrtDurIncA m	CS	15.68	...	-.3	+.1	+1.8/B
USLCCrRspnbIdxA m	LB	21.13	-.26	-3.6	-1.4	+9.9/B
Cambiar						
GlblUltrFcsInv d	WS	16.38	-.28	-6.5	-17.4	-2.3/E
IntlEqInv d	FB	23.82	-.24	-5.0	-16.2	+1.1/E
OppInstl	LV	21.62	-.43	-4.0	-9.0	+6.4/E
OppInv	LV	21.65	-.44	-4.1	-9.2	+6.2/E
SmCpInstl d	SB	17.58	-.65	-6.3	-9.9	+3.7/E
Carillon						
ClVtCptlApprA m	LG	40.16	-.40	-4.7	-4.4	+9.7/D
EagleGrIncA m	LV	21.16	-.21	-2.1	+2.1	+11.9/A
EagleGrIncC m	LV	20.24	-.20	-2.2	+1.4	+11.0/A
EglMidCpGrA m	MG	53.55	-.71	-4.0	-2.9	+10.9/B
EglMidCpGrC m	MG	42.49	-.57	-4.0	-3.5	+10.1/B
EglSmCpGrA m	SG	55.22	-1.12	-5.3	-7.3	+8.5/D
EglSmCpGrC m	SG	40.71	-.83	-5.4	-8.0	+7.7/E
ReamsCore+BdI	CI	30.91	-.06	+1.5	-.7	+2.0/B
ReamsCoreBdI	CI	11.19	-.01	+1.5	+.1	+1.9/C
ReamsUnconsBdI	NT	11.52	-.03	+.9	-.5	+2.4/D
ScoutIntlI	FB	18.03	-.17	-4.4	-16.0	+4.1/B
ScoutMdCpI	MB	17.81	-.21	-2.8	-6.3	+11.8/A
ScoutSmCpI	SG	25.63	-.67	-5.5	-1.3	+14.4/A
Causeway						
IntlValInstl d	FV	14.30	-.13	-5.7	-17.4	+2.7/C
IntlValInv d	FV	14.17	-.13	-5.8	-17.7	+2.5/C
Center Coast Capital						
BrkfldMLPFocA m	LP	6.31	-.02	-1.7	-5.6	+6.7/C
BrkfldMLPFocC m	LP	5.77	-.02	-1.9	-6.4	+5.9/D
Champlain						
SmCoAdv b	SG	19.88	-.36	-5.1	-.1	+12.9/A
City National Rochda						
CorpBdServicing	CS	10.13	-.01		-.4	+1.1
DivIncN b	LV	38.49	-.32	-1.7	-2.4	+7.0/D
ClearBridge						
AggresivGrA m	LG	168.05	-2.29	-3.4	-3.2	+6.1/E
AggresivGrC m	LG	128.24	-1.77	-3.4	-3.8	+5.4/E
AggresivGrI	LG	188.89	-2.56	-3.4	-2.9	+6.4/E
AggresivGrIS	LG	191.30	-2.59	-3.3	-2.9	+6.5/E
AllCpValA m	LV	11.43	-.42	-6.9	-11.7	+7.4/D
AllCpValC m	LV	9.69	-.35	-6.9	-12.2	+6.7/E
ApprecA m	LB	22.39	-.32	-3.5	+.8	+9.8/C
ApprecC m	LB	21.58	-.31	-3.6	+.2	+9.1/C
ApprecI	LB	22.22	-.31	-3.5	+1.2	+10.2/B
ApprecIS	LB	22.28	-.32	-3.5	+1.2	+10.3/B
DivStrat1	LB	21.79	-.33	-3.4	-2.0	+10.9/A
DivStratA m	LB	21.77	-.32	-3.4	-2.3	+10.6/B
DivStratC m	LB	21.42	-.32	-3.5	-2.9	+9.8/C
DivStratI	LB	22.37	-.34	-3.4	-2.0	+10.9/A
IntlGrC m	FG	36.76	-.39	-3.4	-8.3	+7.0/A
IntlGrI	FG	42.61	-.45	-3.3	-7.4	+8.1/A
IntlValA m	FV	9.22	-.11	-5.4	-20.9	+.8/E
IntlValIS	FV	9.24	-.11	-5.3	-20.6	+1.2/D
LgCpGrA m	LG	40.48	-.31	-2.2	+3.4	+11.9/B
LgCpGrC m	LG	32.15	-.25	-2.2	+2.7	+11.1/B
LgCpGrI	LG	44.98	-.34	-2.1	+3.7	+12.2/A
LgCpValA m	LV	29.49	-.61	-4.2	-5.1	+7.5/D
LgCpValC m	LV	28.55	-.59	-4.2	-5.8	+6.7/E
LgCpValI	LV	29.45	-.60	-4.1	-4.8	+7.8/C
MidCpA m	MB	29.21	-.52	-4.4	-9.2	+4.0/E
MidCpC m	MB	23.02	-.41	-4.4	-9.7	+3.2/E
MidCpI	MB	32.62	-.57	-4.3	-8.9	+4.3/E
MidCpIS	MB	32.94	-.58	-4.3	-8.8	+4.4/D
SmCpC m	SG	32.19	-1.24	-8.0	-6.0	+10.3/C
SmCpGrA m	SG	30.57	-.65	-4.5	+7.1	+12.8/A
SmCpGrI	SG	32.95	-.70	-4.5	+7.4	+13.2/A
SmCpGrIS	SG	33.35	-.71	-4.5	+7.5	+13.3/A
SmCpGrR b	SG	29.66	-.63	-4.5	+6.8	+12.5/B
SmCpI	SG	53.49	-2.04	-7.9	-5.1	+11.4/B
SmCpValA m	SV	14.66	-.44	-6.9	-16.6	+5.1/E
TactDivIncA m	MV	15.89	-.12	-2.0	-2.0	+7.2/C
TactDivIncC m	MV	15.07	-.11	-2.0	-2.7	+6.4/D
TactDivIncI	MV	16.02	-.12	-1.9	-1.7	+7.5/C
ValTrustC m	LB	70.86	-1.35	-4.4	-10.3	+5.5/E
ValTrustI	LB	85.07	-1.60	-4.3	-9.5	+6.5/E
Clermont						
CLSGrandIncN	CA	10.77	-.06	-1.6	-5.2	+4.7/C
Clipper						
Clipper	LB	99.50	-6.92	-5.4	-9.8	+7.8/D
Cohen & Steers						
GlbInfras,IncI	XO	18.30	-.09	+.2	-1.0	+9.4/B
GlbRltys,IncA m	GR	51.87	-.51	+.8	+.1	+6.1/B
GlbRltys,IncI	GR	52.11	-.50	+.8	+.4	+6.5/B
InstlRltys	SR	42.00	-.70	+.8	+2.7	+6.5/B
IntlRltyI	GR	11.39	-.01	+.5	-2.0	+7.1/A
PrfrdScInc,IncA m	RR	12.87	+.03	-1.7	-4.5	+4.1/C
PrfrdScInc,IncC m	RR	12.79	+.03	-1.7	-5.1	+3.4/E
PrfrdScInc,IncI	RR	12.90	+.03	-1.7	-4.2	+4.5/B
RlEsttSecIncA m	SR	14.66	-.28	+.7	+2.2	+7.0/A
RlEsttSecIncC m	SR	13.25	-.26	+.6	+1.6	+6.3/B
RlEsttSecIncIns	SR	15.45	-.30	+.7	+2.5	+7.3/A
Rltys	SR	62.31	-1.04	+.8	+2.6	+6.2/B
Colorado BondShares						
ATxEx f	SI	9.10	-.01	+.4	+4.2	+4.5/A
Columbia						
AMTFrCAIMBIns	MF	10.20	-.02	+1.2	+.5	+1.8/B
AMTFrCTIMBIns	SI	10.26	-.01	+1.2	+.6	+1.1/C
AMTFrIMBA m	MI	10.19	-.02	+1.1	-.2	+1.3/D
AMTFrIMBIns	MI	10.20	-.02	+1.1	+.1	+1.5/C
AMTFrMAIMBIns	MT	10.24	-.01	+1.2	+.1	+1.2/B
AMTFrNYIMBIns	MN	11.59	-.02	+1.4	+.4	+1.5/B
AMTFrORIMBIns	SI	12.05	-.01	+1.4	+.3	+1.3/B
AMTFrSCIMBIns	SI	9.94	-.01	+1.3	+.3	+1.4/B
AcornA m	MG	10.99	-1.36	-5.4	-2.2	+11.0/B
AcornC m	MG	4.84	-1.22	-5.5	-2.9	+10.2/B
AcornIns	MG	13.40	-1.42	-5.4	-2.0	+11.3/B
AcornIntSelIns	FG	26.14	-.06	-3.3	-10.6	+7.7/A
AcornIntlA m	FR	38.30	-.29	-3.4	-14.8	+3.6/C
AcornIntlIns	FR	38.44	-.29	-3.4	-14.6	+3.9/C
AcornSelA m	MG	10.63	-1.87	-6.2	-10.3	+8.5/C
AcornSelIns	MG	12.36	-1.92	-6.2	-10.0	+8.8/C
AcornUSAIns	SG	13.30	-2.05	-5.8	+1.1	+11.6/B
BalA m	MA	37.83	-.31	-2.0	-3.7	+5.5/D
BalIns	MA	37.75	-.30	-2.0	-3.5	+5.8/C
ContrCoreA m	LB	22.25	-2.43	-3.9	-5.3	+8.2/D
ContrCoreIns	LB	22.41	-2.49	-3.8	-5.0	+8.4/D
ContrCoreV f	LB	22.02	-2.42	-3.9	-5.2	+8.2/D
ContrEurpA m	ES	6.04	-.07	-6.9	-17.5	-.3/D
ConvrtSecsA m	CV	19.12	-.82	-.8	+.9	+9.6/A
ConvrtSecsIns	CV	19.15	-.83	-.7	+1.2	+9.9/A
CorpIncIns	TW	9.69	+.03	+.8	-3.1	+3.6/B
CptAllcAgrA m	AL	11.92	-.14	-3.2	-6.7	+7.2/B
CptAllcAgrC m	AL	11.55	-.14	-3.3	-7.4	+6.4/D
CptAllcCnsA m	XY	9.71	-.04	-.5	-3.1	+3.1/D
CptAllcMdAgA m	MA	11.67	-.11	-2.4	-5.5	+6.4/B
CptAllcMdAgC m	MA	11.68	-.11	-2.5	-6.2	+5.6/D
CptAllcMdAgIns	MA	11.65	-.11	-2.4	-5.3	+6.7/B
CptAllcMdCnsA m	CA	10.38	-.06	-1.1	-3.6	+4.1/D
CptAllcModA m	CA	10.65	-.08	-1.8	-4.7	+5.4/B
CptAllcModC m	CA	10.54	-.09	-2.0	-5.4	+4.6/C
DiscpCoreA m	LB	10.88	-1.08	-3.7	-1.4	+10.0/B
DivIncA m	LV	20.31	-1.45	-2.8	-1.4	+10.8/A
DivIncC m	LV	19.66	-1.41	-2.8	-2.1	+10.0/A
DivIncIns	LV	20.32	-1.47	-2.8	-1.2	+11.1/A
DivIncV f	LV	20.32	-1.45	-2.8	-1.4	+10.8/A
DivOppA m	LV	8.46	-.96	-2.8	-2.0	+8.9/B
DivOppC m	LV	8.26	-.95	-2.8	-2.8	+8.1/C
EmMktsIns	EM	10.91	-.10	-.5	-21.0	+8.0/C
FltRtA m	BL	8.85	-.07	-2.2	+1.3	+5.0/B
GlEngNatResA m	SN	16.46	-.39	-6.4	-16.5	+6.0/B
GlEngNatResI	SN	16.67	-.39	-6.3	-16.3	+6.3/B
GlbDivOppA m	WS	16.91	-.20	-4.1	-11.3	+4.6/E
GlbDivOppIns	WS	16.97	-.21	-4.1	-11.1	+4.8/E
GlbEqValA m	WS	12.73	-.18	-3.3	-6.7	+7.3/C
GlbOppsA m	IH	12.88	-.14	-1.6	-6.1	+5.6/B
GlbStratEqA m	WS	13.86	-.16	-3.2	-8.1	+7.9/B
GlbTechGrA m	ST	30.69	-.04	-2.3	+1.6	+18.0/B
GlbTechGrC m	ST	27.47	-.04	-2.4	+.8	+17.2/B
GlbTechGrIns	ST	31.93	-.04	-2.3	+1.8	+18.4/B
GrtrChinaA m	CH	42.05	-.02	+1.4	-17.7	+8.4/B
HYBdA m	HY	2.78	...	-.3	-1.8	+5.6/D
HYMuniA m	HM	10.33	-.03	+1.0	+1.6	+3.0/C
HYMuniIns	HM	10.34	-.02	+1.1	+1.9	+3.3/C
IncBuilderA m	XY	11.42	-.05	-.5	-1.3	+5.5/A
IncOppsA m	HY	9.36	+.01	-.3	-1.6	+5.5/D
LgCpEnhCoreA b	LB	21.76	-.37	-4.1	-1.9	+10.5/B
LgCpEnhCoreIns	LB	21.70	-.37	-4.1	-1.7	+10.8/A
LgCpGrA m	LG	36.32	-.32	-3.8	-.3	+9.2/D
LgCpGrC m	LG	29.78	-.26	-3.8	-1.0	+8.4/E
LgCpGrIIIA m	LG	15.69	-.14	-3.8	-.5	+9.2/D
LgCpGrIIIC m	LG	10.70	-.09	-3.8	-1.2	+8.4/E
LgCpGrIIIIns	LG	17.03	-.15	-3.8	-.3	+9.5/D
LgCpGrIns	LG	37.89	-.33	-3.8	-.1	+9.5/D
LgCpGrV f	LG	35.97	-.31	-3.8	-.3	+9.2/D
LgCpIdxA b	LB	44.94	-.57	-3.6	-1.4	+10.5/B
LgCpIdxIns	LB	45.17	-.57	-3.6	-1.1	+10.8/A
LgCpValA m	LV	12.02	-1.58	-4.5	-7.9	+7.8/C
LmtDurCrdtA m	CS	9.59	...		-.4	+2.3/A
MNTxExmptA m	SM	5.31	-.01	+1.4	-.4	+1.7/B
MidCapGrA m	MG	19.67	-.24	-2.6	-2.3	+7.4/D
MidCapGrIns	MG	21.35	-.25	-2.6	-2.1	+7.7/D
MidCapIdxA b	MB	14.00	-.38	-5.7	-7.9	+9.1/B
MidCapIdxIns	MB	13.92	-.38	-5.7	-7.7	+9.3/A
QualityIncA m	CI	5.32	-.02	+1.3	+.4	+1.8/C
RlEstateEqA m	SR	12.92	-.53		-1.0	+4.2/D
RlEstateEqIns	SR	12.95	-.53	+.1	-.7	+4.4/D
S/MCpValA m	SV	8.13	-1.00	-6.6	-12.9	+5.4/D
STBdA m	CS	9.84	-.01	+.1	+.2	+.8/D
STBdIns	CS	9.83	...	+.3	+.4	+1.1/D
STBdIns3	CS	9.83	...	+.3	+.5	+1.2/C
STMuniBdA m	MS	10.28	...	+.5	+1.0	+.7/D
STMuniBdIns	MS	10.28	...	+.5	+1.3	+.9/B
SelGlbEqA m	WS	12.96	-.09	-.9	+.5	+10.2/A
SelIntlEqA m	FG	12.48	-.12	-4.1	-14.2	+1.0/E
SelIntlEqIns	FG	12.76	-.12	-4.1	-14.0	+1.3/E
SelLgCpEqA m	LB	12.97	-.17	-3.1	-2.2	+10.6/B
SelLgCpEqIns	LB	12.86	-.16	-3.0	-2.0	+10.8/A
SelLgCpGrA m	LG	12.94	-.14	-2.8	-1.1	+7.7/E

Name	Obj	NAV	Wk Chg	4-wk Rtn	YTD Rtn	3-yr Rtn/Rk
SelLgCpGrIns	LG	13.45	-.14	-2.8	-.8	+8.0/E
SelLgCpValA m	LV	22.69	-1.53	-5.5	-9.5	+9.9/A
SelM/CValA m	MV	9.27	-.17	-4.9	-9.9	+5.9/D
SelM/CValInstl	MV	9.30	-.17	-4.8	-9.6	+6.1/D
SelSmCpValA m	SB	15.09	-.34	-5.8	-10.4	+5.1/E
SlgCmsInfoA m	ST	59.95	-.06	-2.4	-5.2	+14.3/D
SlgCmsInfoC m	ST	39.19	-.04	-2.5	-5.8	+13.4/D
SlgGlbTechA m	ST	32.79	-4.09	-2.4	-6.3	+14.3/D
SlgGlbTechC m	ST	24.60	-3.77	-2.4	-7.0	+13.4/E
SmCpGrIA m	SG	15.38	-.19	-1.9	+1.8	+14.3/A
SmCpGrIIns	SG	16.51	-.19	-1.8	+2.1	+14.6/A
SmCpIdxA b	SB	21.19	-.64	-7.0	-5.4	+10.9/A
SmCpIdxIns	SB	21.31	-.64	-7.0	-5.2	+11.2/A
SmCpValIA m	SV	32.88	-1.23	-8.1	-14.7	+9.1/A
SmCpValIIA m	SV	13.55	-.51	-7.5	-13.5	+6.2/D
SmCpValIIIns	SV	13.77	-.52	-7.5	-13.4	+6.4/C
SmCpValIIns	SV	36.84	-1.38	-8.1	-14.4	+9.4/A
StratIncA m	NT	5.74	-.05	+.5	-.6	+4.6/A
StratIncC m	NT	5.74	-.05	+.4	-1.5	+3.8/B
StratIncIns	NT	5.64	-.06	+.4	-.6	+4.8/A
StratMuniIncA m	ML	3.92	-.01	+1.1	-.3	+2.6/B
StrtCAMuIncA m	MC	7.41	-.02	+1.2	-.3	+1.9/C
StrtCAMuIncInst	MC	7.41	-.02	+1.1		+2.1/B
StrtNYMuIncA m	MY	7.19	-.01	+1.2	-.5	+1.7/C
ThermostatA m	XY	14.40	-.03	+.2	-.2	+3.3/C
ThermostatC m	XY	14.40	-.03	+.1	-.9	+2.6/E
ThermostatIns	XY	14.23	-.03	+.2		+3.6/B
TtlRetBdA m	CI	8.79	...	+1.3	-.4	+2.6/B
TtlRetBdIns	CI	8.79	-.01	+1.3	-.2	+2.8/A
TxExmptA m	ML	13.11	-.04	+1.0	-.1	+1.9/D
TxExmptC m	ML	13.10	-.04	+1.0	-.8	+1.2/E
TxExmptIns	ML	13.11	-.04	+1.0	+.1	+2.1/C
USTrsIdxIns	GI	10.78	-.01	+1.5	-.5	+.7/C
Commerce						
Bd	CI	19.15	-.03	+.7	-1.3	+2.3/B
Gr	LG	30.50	-.28	-2.8	+2.3	+12.7/A
KansasTFIntrmBd	SI	19.01	-.03	+1.5	+.3	+1.3/B
MidCpGr	MG	35.48	-.49	-3.6	-1.4	+10.8/B
MssrTFIntrmBd	SI	19.08	-.04	+1.4	+.1	+1.6/A
NtnlTFIntrmBd	MI	19.16	-.03	+1.5		+1.7/B
ShrtTrmGovt	GS	16.79	-.01	+.5	+.5	+.7/B
Val	LV	27.98	-.36	-2.6	-.7	+10.8/A
Community Reinvest						
QlfdInvm b	GI	10.24	-.01	+1.2	-.8	+.6/C
Convergence						
CorPlusInstl	LB	18.84	-.10	-4.6	+.6	+10.1/B
Copeland Capital Man						
RkMgdDivGrI d	LB	13.26	-1.20	-3.3	+4.2	+9.3/C
Copley						
Copley d	LV	107.34	-.42	+.8	+21.4	+16.7/A
Credit Suisse						
CmdtyRetStratA m	BB	4.55	-.12	-3.6	-6.9	+2.2/C
CmdtyRetStratI	BB	4.66	-.11	-3.5	-6.5	+2.5/C
FltngRtHiIncA m	BL	6.68	-.05	-1.8	+.9	+4.6/C
FltngRtHiIncC m	BL	6.70	-.05	-1.9	+.2	+3.9/D
Crossmark Steward						
S/MCpEnhIdxA b	SB	14.44	-.44	-6.8	-8.6	+8.9/B
Cullen						
HiDivEqInstl d	LV	17.75	-.26	-1.9	-1.5	+9.0/B
HiDivEqRetail m	LV	17.74	-.26	-1.9	-1.8	+8.7/B
Cutler						
Eq	LV	19.62	-.14	-2.2	-4.0	+9.5/B
DFA						
AsiaPacSmCoIns	PJ	20.59	-.21	-2.1	-13.7	+7.7/C
CAInTmMnBdIns	MF	10.44	-.01	+1.1	+.9	+1.0/D
CASTMnBdIns	SS	10.27	...	+.4	+1.1	+.7/C
CSTGEIntlScCrEq	FB	8.41	-.10	-5.1	-16.8	+4.5/B
CSTGEUSSclCrEq2	MB	16.11	-.33	-5.8	-7.4	+9.8/A
CntnntlSmCIns	ES	22.76	-.29	-5.4	-18.9	+6.1/A
EMktCorEqI	EM	19.30	-.05	+.4	-15.6	+10.1/A
EMktSCInstl	EM	19.40	-.01	+1.3	-18.0	+8.7/B
EmMktsII	EM	25.08	-.07	+.2	-13.9	+10.8/A
EmMktsInstl	EM	25.84	-.07	+.2	-14.0	+10.6/A
EmMktsSocialCor	EM	12.47	-.03	+.3	-15.1	+10.7/A
EmMktsValInstl	EM	27.09	-.06	+.1	-12.2	+13.3/A
EnhUSLgCoInstl	LB	12.55	-.16	-3.3	-2.0	+10.7/A
FvYrGlbFIIns	IB	10.97	+.01	+.5	+1.4	+1.6/D
GlbAllc2575Ins	XY	13.15	-.07	-.9	-1.6	+3.4/C
GlbAllc6040Ins	MA	17.02	-.18	-2.6	-5.0	+6.0/C
GlbEqInstl	WS	20.95	-.37	-4.7	-8.9	+8.5/B
GlbRlEsttSec	GR	11.01	-.15	+.1	+.5	+6.4/B
InflProtSecIns	IP	11.30	-.09	+.5	-2.0	+1.9/B
IntlCorEqIns	FB	11.99	-.14	-4.9	-16.1	+5.0/B
IntlLgCpGr	FG	11.43	-.08	-3.6	-11.7	+4.2/C
IntlRlEsttScIns	GR	4.91	-.04	-1.0	-5.6	+4.6/C
IntlSclCrEqInst	FB	11.52	-.16	-5.1	-16.3	+5.2/A
IntlSmCoInstl	FQ	17.26	-.36	-5.7	-18.3	+4.9/B
IntlSmCpGr	FR	13.05	-.29	-5.4	-16.7	+5.2/B
IntlSmCpValIns	FA	17.75	-.39	-6.7	-22.4	+3.2/C
IntlSstnbtyCor1	FB	9.31	-.10	-4.5	-14.3	+4.6/B
IntlValIII	FV	14.31	-.10	-4.5	-15.6	+5.9/A
IntlValInstl	FV	16.88	-.12	-4.6	-15.8	+5.7/A
IntlVctrEqIns	FA	11.03	-.17	-5.6	-17.7	+5.1/A
ItmGovtFIIns	GI	12.09	-.02	+1.5	-.5	+.8/B
ItmTExtnddQlIns	TW	10.17	...	+.7	-3.0	+2.1/E
ItmTMnBdIns	MI	10.05	-.01	+1.1	+.8	+1.0/E
JapaneseSmCoIns	JS	24.33	-.64	-3.8	-16.5	+7.8/B
LgCpIntlInst	FB	20.47	-.14	-3.9	-12.7	+4.9/B
OneYearFIInstl	UB	10.27	+.01	+.3	+1.6	+1.1/D
RlEsttSecInstl	SR	35.34	-.61	+.5	+3.5	+7.1/A
STGovtInstl	GS	10.46	...	+.6	+.5	+.6/C
STMuniBdInstl	MS	10.14	...	+.4	+1.1	+.8/C
ShTrmExQtyI	CS	10.71	...	+.3	+.8	+1.5/B
SlvLyHdgGlEqIns	WS	15.08	-.18	-3.9	-9.4	+8.6/B
SlvlyHdgGlFIIns	IB	9.64	+.01	+.3	+1.5	+2.4/B
TAUSCorEq2Instl	MB	16.86	-.35	-5.4	-6.1	+9.5/A
TAWexUSCrEqIns	FB	9.78	-.09	-3.5	-16.0	+6.1/A
TMdIntlVal	FV	13.90	-.10	-4.6	-15.7	+5.6/A
TMdUSEq	LB	28.15	-.40	-4.0	-2.0	+10.7/A
TMdUSMktwdVl	LV	28.45	-.64	-5.1	-6.8	+9.1/B
TMdUSMktwdVlII	LV	26.52	-.59	-5.0	-6.6	+9.2/B
TMdUSSmCp	SB	39.53	-1.18	-7.4	-9.8	+8.1/C
TMdUSTrgtedVal	SV	32.23	-1.19	-8.3	-13.6	+6.3/C
TwYrGlbFIIns	IB	10.00	+.01	+.4	+1.6	+1.1/E
TwoYrFIInstl	CS	9.95	+.01	+.3	+1.4	+1.0/D
TwoYrGovtInstl	GS	9.76	...	+.3	+1.1	+.7/B
USCorEq1Instl	LB	21.57	-.40	-5.0	-4.4	+10.3/B
USCorEqIIInstl	MB	20.02	-.43	-5.5	-6.3	+9.5/A
USLgCo	LB	20.26	-.25	-3.6	-.9	+10.9/A
USLgCpGrInstl	LG	19.10	-.21	-4.0	+1.0	+11.8/B
USLgCpValI	LV	16.92	-.40	-5.6	-8.2	+9.8/A
USLgCpValII	LV	24.43	-.57	-5.6	-8.1	+9.8/A
USLgCpValInstl	LV	35.37	-.83	-5.6	-8.3	+9.6/B
USMicroCpInstl	SB	20.09	-.62	-7.9	-8.4	+9.0/B
USSmCpGrInstl	SG	16.87	-.39	-7.2	-9.1	+7.6/E
USSmCpInstl	SB	32.25	-1.00	-7.6	-9.7	+8.0/C
USSmCpValInstl	SV	33.20	-1.32	-8.5	-12.0	+7.0/C
USSocialCorEq2	MB	14.88	-.33	-5.8	-6.7	+9.7/A
USSstnbtyCor1	LB	20.19	-.37	-5.0	-3.6	+10.5/B
USTrgtedValIns	SV	21.52	-.84	-8.4	-12.9	+7.0/C
USVectorEqInstl	MV	17.08	-.50	-6.9	-10.2	+8.1/B
WlexUSGovFIIns	IB	10.58	...	+1.3	+3.0	+3.7/A
WlexUSTrgVlIns	FA	12.05	-.16	-4.2	-19.6	+6.3/A
WlexUSVlPrtIns	FV	10.76	-.08	-3.6	-15.6	+7.2/A
DFDent						
PremGrInv x	MG	27.93	-2.81	-2.4	+4.7	+12.9/A
Davenport						
Cor	LG	21.53	-.39	-3.9	-3.0	+8.5/E
EqOpps	MG	16.50	-.31	-3.9	-5.2	+7.6/D
ValInc	LV	15.47	-.28	-3.1	-7.3	+8.3/C
Davis						
ApprecIncA m	AL	37.20	-.57	-3.9	-6.0	+6.4/D
ApprecIncY	AL	37.39	-.57	-3.8	-5.7	+6.8/C
FinclA m	SF	43.13	-5.07	-6.1	-9.8	+8.0/A
FinclC m	SF	35.44	-4.44	-6.2	-10.5	+7.2/C
NYVentureA m	LB	25.29	-2.97	-5.3	-10.2	+7.8/D
NYVentureC m	LB	22.41	-2.89	-5.3	-10.9	+7.0/E
NYVentureY	LB	25.95	-3.02	-5.2	-10.0	+8.1/D
OppA m	LG	29.02	-4.59	-5.6	-10.7	+8.9/D
RlEsttA m	SR	40.23	-.78	-.2	+2.2	+7.8/A
RlEsttY	SR	40.81	-.79	-.2	+2.4	+8.0/A
Delaware Inv						
CorpBdA m	TW	5.46	...	-.2	-4.0	+2.8/D
CorpBdInstl	TW	5.46	...	-.2	-3.8	+3.1/C
DiversIncA m	CI	8.19	-.03	+.3	-2.8	+2.0/C
EmMktsA m	EM	16.79	-.24	-.8	-16.8	+12.5/A
ExtnddDrBdA m	TW	6.01	+.02	+1.2	-8.2	+3.2/C
ExtnddDrBdInstl	TW	6.00	+.02	+1.2	-8.0	+3.5/B
HYOppsA m	HY	3.56	-.01	-.9	-2.5	+6.1/D
IntlValEqInstl	FV	13.03	-.12	-4.1	-16.9	+3.3/B
LtdTrmDvrsIncA m	CS	8.15	-.01	-.1	-1.1	+1.1/C
MnstHYMnBdA m	SM	10.54	-.02	+1.2	-.1	+2.0/A
NtnlHYMnBdA m	HM	10.72	-.02	+.9	+.4	+3.5/B
SelGrA m	LG	29.38	-.37	-3.3	+2.2	+8.1/E
SmCpValA m	SV	56.55	-1.87	-6.6	-14.2	+8.3/B
SmCpValC m	SV	46.61	-1.55	-6.6	-14.9	+7.5/B
SmidCpGrA m	SG	20.33	-.27	-3.2	+6.3	+12.4/B
TFColoradoA m	SL	10.92	-.02	+.8	+.1	+2.2/A
TFMnnstA m	SM	12.02	-.03	+1.1	-.3	+1.5/B
TFPnsylvnA m	MP	7.83	-.01	+.9		+2.1/B
TFUSAA m	ML	11.24	-.03	+1.1	-.2	+2.0/C
TFUSAIntermA m	MI	11.61	-.03	+1.1	+.1	+1.5/C
USGrA m	LG	23.66	-.17	-3.0	-.1	+7.4/E
USGrInstl	LG	25.85	-.18	-3.0	+.1	+7.6/E
ValInstl	LV	21.25	-.18	-3.1	+.2	+9.8/A
WlthBldrA m	MA	13.72	-.14	-2.3	-4.5	+4.8/E
Deutsche						
CATxFrIncA m	MC	7.33	-.02	+1.4	-.4	+1.5/E
CATxFrIncS	MC	7.31	-.02	+1.2	-.2	+1.7/D
CROCIEqDivA m	LV	56.49	-1.01	-4.3	-.5	+12.6/A
CROCIIntlA m	FB	41.46	-.31	-4.6	-14.7	+2.7/D
CROCIIntlS	FB	41.71	-.31	-4.6	-14.4	+2.9/D
CmnctnsA m	SC	24.88	-.04	-1.2	-7.4	+4.0/C
CorEqA m	LB	26.41	-.42	-4.0	-2.7	+9.6/C
CorEqS	LB	26.69	-.43	-4.0	-2.5	+9.9/B

Continued on **next page**

Mutual Funds

Continued from **previous page**

Name	Obj	NAV	Wk Chg	4-wk Rtn	YTD Rtn	3-yr Rtn/Rk
CptlGrA m	LG	66.99	-11.60	-3.8	+.9	+10.0/C
CptlGrS	LG	67.72	-11.79	-3.8	+1.1	+10.3/C
EmMktsEqS	EM	18.18	-.10	-.3	-12.0	+10.7/A
Eq500IdxInstl	LB	218.44	+1.51	-1.7	+.8	+11.4/A
Eq500IdxS	LB	215.50	+1.49	-1.7	+.8	+11.3/A
GNMAS	GI	13.23	-.05	+1.2	-.3	+.8/B
GlbIncBldrA m	IH	8.79	-.05	-2.0	-5.8	+6.7/A
GlbSmCpS	SW	31.44	-.95	-7.1	-19.7	/E
HiIncA m	HY	4.50	-.02	-.4	-.2	+7.1/B
HlthWlnssS	SH	36.18	-4.49	-1.4	+6.7	+5.7/C
IntlGrS	FG	29.89	-.36	-5.0	-14.9	+2.9/D
IntmTaxFrS	MI	11.48	-.02	+1.2	+.1	+1.3/D
LgCpFocGrS	LG	42.72	-3.17	-4.2	+.6	+9.6/D
LtnAmrcEqS	LS	24.79	-.03	+1.3	-4.0	+17.9/A
MATxFrS	MT	13.88	-.03	+1.5	-.4	+1.6/A
MgdMuniBdA m	ML	8.84	-.02	+1.3	-.7	+1.6/D
MgdMuniBdS	ML	8.85	-.02	+1.3	-.6	+1.7/D
MltsecIncA m	MU	4.27	-.02	-.9	-4.1	+2.7/E
NYTxFrIncA m	MY	10.34	-.02	+1.4	-.6	+1.5/C
NYTxFrIncS	MY	10.33	-.03	+1.3	-.4	+1.8/C
RlEsttSecA m	SR	20.57	-.48	+.3	+2.7	+6.4/B
SP500IdxS	LB	30.35	+.21	-1.7	+.7	+11.3/A
SciandTechA m	ST	19.40	-2.66	-2.1	+2.8	+14.3/D
ShrtDurS	CS	8.48	-.03	-.2	+.6	+1.8/B
ShrtTrmMnBdIns	MS	9.96	-.01	+.5	+1.1	+.9/C
SmCpCorS	SB	27.84	-1.06	-8.1	-10.5	+8.1/C
StratHYTxFrA m	HM	11.71	-.03	+.8	-1.1	+2.1/E
StratHYTxFrS	HM	11.72	-.04	+.9	-.9	+2.3/E
TotRetBdA m	CI	10.15	-.02	+.6	-2.9	+2.1/B
TotRetBdS	CI	10.15	-.03	+.7	-2.6	+2.4/B
WldDivS	WS	27.22	-.41	-2.1	-10.3	+3.9/E
Diamond Hill						
AllCpSell	LB	13.26	-1.81	-7.4	-9.1	+7.1/E
CorpCrdtA m	HY	10.97	+.02		+1.6	+7.3/B
CorpCrdtI	HY	10.94	+.03	+.1	+2.0	+7.6/A
LgCpA m	LV	23.92	-1.15	-5.7	-6.9	+8.6/B
LgCpC m	LV	22.46	-1.13	-5.9	-7.6	+7.8/C
LgCpI	LV	24.14	-1.15	-5.7	-6.7	+9.0/B
LgCpY	LV	24.19	-1.15	-5.7	-6.5	+9.1/B
LngShrtA m	LO	23.20	-1.41	-4.8	-5.9	+3.2/C
LngShrtC m	LO	20.48	-1.38	-4.9	-6.6	+2.4/C
LngShrtI	LO	23.85	-1.43	-4.8	-5.7	+3.5/B
SmCpA m	SV	28.58	-3.83	-6.9	-11.9	+3.9/E
SmCpI	SV	29.13	-3.85	-6.9	-11.7	+4.2/E
SmCpY	SV	29.18	-3.85	-6.9	-11.6	+4.3/E
SmMidCpI	MV	19.51	-1.47	-5.9	-9.6	+5.4/E
Dodge & Cox						
Bal	MA	101.88	-1.15	-3.3	-2.3	+9.0/A
GlbStk	WS	12.48	-.19	-5.0	-10.0	+9.2/A
Inc	CI	13.34	+.03	+.5	-.7	+3.0/A
IntlStk	FV	38.73	-.42	-4.9	-16.4	+4.5/A
Stk	LV	192.66	-3.76	-5.2	-3.3	+12.0/A
Dominion						
ImpactBdInv m	CI	10.83	-.02	+.8	-1.6	+1.8/C
ImpactEqInstl d	LB	21.97	-.16	-4.1	-5.9	+6.9/E
ImpactEqInv m	LB	21.94	-.17	-4.2	-6.2	+6.5/E
ImpactIntlEqInv m	FV	7.57	-.04	-3.7	-15.0	+3.6/B
DoubleLine						
CorFII	CI	10.58	-.01	+.6	-.6	+2.7/A
CorFIN b	CI	10.57	-.01	+.5	-.8	+2.4/B
EmMktsFII	EB	9.97	-.01	-.9	-3.4	+6.4/A
EmMktsFIN b	EB	9.97	-.01	-.9	-3.7	+6.2/A
FltngRtI d	BL	9.62	-.07	-2.0	+1.2	+3.4/E
FltngRtN m	BL	9.64	-.07	-1.9	+.9	+3.2/E
LowDurBdI	CS	9.90	...		+1.3	+2.3/A
LowDurBdN b	CS	9.89	-.01	-.1	+1.1	+2.0/A
MltAsstGrA m	TV	8.68	-.06	-2.0	-7.1	+5.1/B
TtlRetBdI	CI	10.36	-.01	+.9	+.8	+2.2/B
TtlRetBdN b	CI	10.36	-.01	+.9	+.7	+2.0/C
Dreyfus						
AMTFMnBdA f	MI	13.71	-.03	+1.3	-.2	+1.7/B
AMTFMnBdZ	MI	13.72	-.03	+1.3	+.1	+1.9/B
ActvMidCpA f	MB	54.22	-.91	-5.2	-11.9	+4.3/E
Apprec,IncInv	LB	33.99	-.32	-3.2	-3.2	+9.9/B
BalOppA f	MA	22.30	-.24	-2.6	-2.2	+6.5/B
BdMktIdxInv b	CI	9.94	...	+1.2	-1.2	+1.2/D
BstnCoSmCpValI	SB	21.36	-.70	-7.0	-4.6	+10.4/A
BstnCoSmMdCpGrI	MG	18.70	-.24	-2.1	+3.6	+13.5/A
CAAMTFMnBdA f	MF	14.52	-.04	+1.1	-.6	+1.4/C
CAAMTFMnBdZ	MF	14.52	-.05	+1.1	-.4	+1.6/B
ConnecticutA f	SI	11.36	-.01	+1.2	-.2	+1.1/C
CorEqA m	LB	12.76	-4.53	-3.1	-3.7	+9.5/C
DiscpStk b	LB	29.97	-6.11	-18.1	-16.3	+4.1/E
DynTtlRetI	GY	15.42	-.05	-1.2	-4.9	+1.2/C
GrandInc	LG	18.12	-3.01	-15.4	-13.1	+4.9/E
HYA m	HY	5.86	-.01	-1.0	-1.6	+6.4/C
HYI	HY	5.87	...	-.8	-1.2	+6.8/C
InCorpd	LG	11.62	-.12	-2.7	+2.1	+9.8/D
InsSP500StkIdxI	LB	52.22	-.65	-3.5	-1.1	+10.8/A
IntlStkI	FG	17.41	-.20	-1.5	-6.8	+8.0/A
IntlStkIdxInv	FB	15.69	-.10	-3.4	-12.5	+4.1/B
IntrmMnBd	MI	13.31	-.03	+1.3		+1.5/C
MassachusettsZ	MT	11.23	-.02	+1.2	-.5	+1.2/C
MidCpIdxInvs	MB	34.28	-.93	-5.7	-7.9	+9.1/B
MnBd	MI	11.43	-.03	+1.3	-.2	+1.8/B
MnBdOppA f	MI	12.55	-.03	+1.2	-.2	+1.7/B
MnBdOppZ	MI	12.55	-.03	+1.2	-.2	+1.8/B
NJMnBd,IncA f	MJ	12.62	-.03	+1.2	+.5	+2.2/C
NYAMTFMnBdA f	MN	14.40	-.04	+1.2	-1.0	+1.3/B
NYTxExBd	MN	14.36	-.03	+1.2	-.5	+1.6/A
NatrlResA f	SN	26.99	-.61	-6.7	-14.6	+8.3/A
OppcMidCpValA f	MB	21.74	-7.78	-8.5	-14.8	+5.9/C
OppcSmCpInv x	SG	24.03	-8.63	-9.7	-16.1	+7.3/E
PennsylvaniaA f	MP	15.77	-.02	+1.2	-.4	+2.1/B
RsrchGr,IncZ	LG	15.16	-.04	-2.1	+4.0	+10.1/C
SP500Idx	LB	53.29	-.68	-3.6	-1.4	+10.4/B
ShrtIntermMnBdD b	MS	12.78	...	+.6	+.9	+.6/D
ShrtTrmIncD	CS	9.90	-.01	+.2	-.9	+.6/E
SmCpStkIdxInvs	SB	29.81	-.90	-7.0	-5.4	+10.8/A
StandishGlbFII	IB	20.93	+.02	+.6	-1.1	+1.9/C
StratValA f	LV	31.89	-.58	-5.4	-7.3	+8.3/C
StratValI	LV	32.01	-.58	-5.4	-7.1	+8.6/B
StructMidCpA f	MB	27.33	-.46	-4.8	-13.0	+5.8/D
StructMidCpI	MB	27.97	-.47	-4.7	-12.8	+6.0/C
SustUSEqZ	LB	10.71	-.12	-2.7	-1.3	+8.2/D
T/STtlRetBdI	MI	22.52	-.03	+1.1	+.3	+1.8/B
TechGrA f	ST	38.38	-11.21	-1.3	+1.0	+15.0/C
TxMgdGrA m	LB	25.37	-3.01	-12.2	-12.6	+5.5/E
USMortgZ b	GI	14.40	-.05	+1.1	-.5	+.6/C
WldwideGrA f	WS	44.55	-5.92	-3.0	-5.8	+8.9/A
Driehaus						
ActvInc	XS	9.47	-.02	-1.6	-.2	+2.2/C
EmMktsGrInv d	EM	33.19	-.22	-.4	-16.3	+8.9/B
Dupree						
MtKntckyTFInc	SI	7.54	-.02	+1.4	+.1	+1.5/A
MtNrthCrlnTFInc	SI	11.26	-.02	+1.3	-.4	+1.4/B
MtTnnssTFInc	SI	11.15	-.02	+1.2	-.3	+1.3/B
Eaton Vance						
AMTFreeMuniIncA m	ML	8.83	-.02	+1.0	+.6	+2.0/C
AmtFreeMuniIncI	ML	9.65	-.01	+1.1	+.9	+2.3/B
AtIntCptSMIDCA m	MG	27.52	-.75	-4.7	-3.1	+10.8/B
AtIntCptSMIDCI	MG	30.61	-.83	-4.7	-2.9	+11.1/B
BalA m	MA	8.45	-.47	-1.4	-.4	+6.1
BalC m	MA	8.49	-.46	-1.5	-1.0	+5.2
CAMnOpA m	MF	10.18	-.02	+1.1	+.4	+2.0/A
DivBldrA m	LB	12.98	-1.01	-2.6	-1.8	+9.0/C
DivBldrC m	LB	13.06	-1.00	-2.6	-2.5	+8.2/D
DivBldrI	LB	12.97	-1.01	-2.6	-1.5	+9.3/C
FltngRtA m	BL	9.12	-.07	-2.0	+1.8	+5.5/A
FltngRtAdv b	BL	8.82	-.07	-2.0	+1.9	+5.6/A
FltngRtAdvtgA m	BL	10.60	-.11	-2.6	+1.7	+6.3/A
FltngRtAdvtgAdv b	BL	10.60	-.11	-2.6	+1.7	+6.3/A
FltngRtAdvtgC m	BL	10.58	-.11	-2.6	+1.2	+5.7/A
FltngRtC m	BL	8.81	-.07	-2.1	+1.2	+4.8/B
FltngRtHiIncA m	BL	9.18	-.06	-1.8	+1.4	+5.7/A
FltngRtHiIncAdv b	BL	8.63	-.06	-1.8	+1.4	+5.7/A
FltngRtHiIncC m	BL	8.61	-.06	-1.9	+.6	+4.9/B
FltngRtHiIncI	BL	8.63	-.06	-1.8	+1.6	+6.0/A
FltngRtInstl	BL	8.82	-.07	-2.1	+2.0	+5.8/A
FltngRtMuniIncA m	MS	9.83	...	+.1	+1.4	+1.0/B
GlbIncBldrA m	IH	8.30	-.06	-3.3	-6.5	+4.6/C
GlbIncBldrC m	IH	8.21	-.06	-3.3	-7.2	+3.8/D
GlbMcrAbRtA m	NT	8.54	...	-.7	-3.8	+1.4
GlbMcrAbRtI	NT	8.53	...	-.6	-3.5	+1.7
GovtOppsA m	GS	6.09	-.01	+.1	+.6	+.7/B
GrA m	LG	24.29	-.15	-2.8	+3.2	+10.1/C
GreaterChinaGrA m	CH	20.93	-1.84	+1.7	-9.0	+12.5
GreaterIndiaA m	EI	31.27	+.34	+4.0	-14.2	+9.9/B
HYMuniIncA m	HM	8.75	-.02	+1.1	+.8	+3.5/C
HYMuniIncC m	HM	8.10	-.02	+1.1	+.1	+2.7/D
HiIncOppsA m	HY	4.25	-.01	-.7	-1.3	+6.3/C
HiIncOppsC m	HY	4.25	-.01	-.8	-2.0	+5.5/D
IncofBostonA m	HY	5.40	-.01	-.7	-.9	+6.3/C
IncofBostonC m	HY	5.41	...	-.7	-1.6	+5.6/D
IncofBostonI	HY	5.40	-.01	-.6	-.7	+6.6/C
LgCpValA m	LV	17.10	-.35	-4.6	-3.4	+7.5/D
LgCpValC m	LV	17.12	-.36	-4.7	-4.2	+6.6/E
LgCpValI	LV	17.17	-.35	-4.6	-3.2	+7.7/D
LgCpValR b	LV	17.05	-.35	-4.7	-3.6	+7.2/D
MAMnIncA m	MT	8.61	-.01	+1.3	-.3	+1.3/B
NYMuniIncA m	MY	9.81	-.01	+1.3	-.3	+1.9/B
NtnlLtdMtMnIncA m	MI	9.65	-.01	+.8	+.5	+1.3/D
NtnlMnIncA m	ML	9.64	-.01	+1.1	+1.3	+2.7/A
NtnlMnIncC m	ML	9.63	-.02	+.9	+.5	+1.9/C
NtnlMnIncI	ML	9.63	-.02	+1.0	+1.4	+2.9/A
NwJrsyMnIncA m	MJ	9.02	-.01	+1.4	+1.4	+2.4/B
OhioMuniIncA m	MO	8.74	-.02	+1.9	+.1	+1.8/B
OregonMuniIncA m	SL	8.38	-.01	+1.1	+1.7	+2.3/A
PnsylvnMnIncA m	MP	8.41	-.01	+1.0	+1.2	+1.6/D
ShrtDrGovtIncA m	GS	8.19	-.01		+2.0	+1.6/A
ShrtDrGovtIncC m	GS	8.20	-.01		+1.4	+1.0/A
ShrtDrMuniOppsA m	MS	9.94	...	+.6	+1.9	+2.2/A
ShrtDrStratIncA m	NT	7.05	-.04	-1.8	-2.0	+2.8
ShrtDrStratIncC m	NT	6.65	-.04	-1.8	-2.6	+2.1
SthCrlnMnIncA m	SL	9.01	-.01	+1.1	+1.4	+2.0/A
TABSShTrmMnBdA m	MS	10.24	-.01	+.9		+.5/E
TABSShTrmMnBdI	MS	10.24	-.01	+.9	+.2	+.7/D
TxMgdEqAstAlcA m	XM	19.58	-.26	-2.7	-1.2	+8.7
TxMgdEqAstAlcC m	XM	18.10	-.24	-2.7	-1.9	+7.9
TxMgdGlbDivIncA m	WS	11.27	-.14	-4.4	-9.1	+4.3/E
TxMgdGlbDivIncC m	WS	11.24	-.13	-4.4	-9.8	+3.5/E
TxMgdGr10	LG	1138.08	+9.42	-2.7	+.2	+10.7
TxMgdGr11A m	LG	51.24	+.42	-2.8	-.1	+10.4
TxMgdGr11C m	LG	45.71	+.37	-2.8	-.8	+9.6
TxMgdGr12A m	LG	23.00	+.19	-2.7	-.3	+10.2
TxMgdGr12C m	LG	22.24	+.19	-2.8	-1.0	+9.4
TxMgdMltCpGrA m	LG	27.86	-.10	-2.9	+3.6	+10.1/C
TxMgdSmCpA m	SG	24.63	-.66	-4.5	-2.7	+10.2/C
TxMgdValA m	LV	25.43	-.52	-4.0	-2.4	+8.4/C
TxMgdValC m	LV	24.47	-.51	-4.1	-3.1	+7.5/D
TxMgdValI	LV	25.29	-.52	-4.0	-2.2	+8.6/B
WldwideHlthSciA m	SH	10.63	-.14	-1.1	+8.5	+3.7/D
WldwideHlthSciC m	SH	10.77	-.14	-1.1	+7.9	+2.9/D
Edgar Lomax						
Val	LV	12.92	-2.14	-3.9	+.2	+12.5/A
Edgewood						
GrInstl	LG	31.34	-.13	-3.0	+6.0	+14.7/A
Elfun						
Divers	MA	17.82	-.10	-1.5	-4.2	+5.6/C
Inc	CI	10.97	...	+1.0	-1.4	+2.0/B
IntlEq	FG	19.19	-.22	-4.1	-15.4	+1.7/E
Trusts	LG	60.23	-.91	-3.4	-.2	+10.4/C
TxExInc	ML	11.14	-.02	+1.1	+.3	+1.9/C
Emerald						
BnkngFinA m	SF	38.24	-1.37	-8.1	-15.8	+7.2/C
GrA m	SG	24.21	-.33	-4.7	-8.5	+9.6/C
EuroPac						
GoldA m	SP	7.16	-.03	-.7	-19.4	+17.7/A

Name	Obj	NAV	Wk Chg	4-wk Rtn	YTD Rtn	3-yr Rtn/Rk
Evermore						
GlbValInstl d	SW	12.22	-.34	-6.0	-17.9	+6.2/D
FAM						
EqIncInv	MB	30.81	-.51	-3.0	+2.9	+12.4/A
ValInv	MG	70.34	-1.15	-4.3	-4.3	+9.0/C
FMI						
CommonStk x	MB	22.66	-2.77	-4.5	-6.3	+8.6/B
LgCp x	LB	17.60	-3.72	-3.5	-1.8	+10.3/B
FPA						
Cptl	MV	29.68	-1.37	-7.4	-13.4	+.3/E
Crescent d	MA	32.52	-.21	-3.2	-5.7	+5.1/D
NewInc	CS	9.92	...	+.3	+2.0	+2.4/A
Paramount	WS	20.58	-.20	-4.5	-7.3	+9.6/A
USVal	LB	9.18	-.09	-3.7	-6.3	+.9/E
Fairholme Funds						
FcdInc x	HY	9.77	-.11	-1.0	-7.4	+5.8/D
Fund x	LV	15.28	-.44	-2.5	-22.5	-3.0/E
Federated						
AdjstblRtScIns	GS	9.63	...	+.3	+1.4	+.8/A
BdA f	TW	8.74	...	+.1	-2.8	+4.0/A
BdF f	TW	8.82	+.01	+.2	-2.7	+4.0/A
BdInstl	TW	8.75	+.01	+.2	-2.5	+4.3/A
CloverSmValA f	SV	18.19	-.70	-7.1	-14.7	+5.9/D
CloverSmValIns	SV	18.31	-.70	-7.0	-14.5	+6.2/D
CptlIncA f	CA	7.43	-.05	-2.0	-5.1	+4.6/C
CptlIncB m	CA	7.44	-.05	-2.1	-5.9	+3.8/E
CptlIncC m	CA	7.42	-.06	-2.1	-5.9	+3.7/E
CptlIncF f	CA	7.42	-.05	-2.0	-5.1	+4.5/C
CptlIncInstl	CA	7.43	-.06	-2.0	-5.0	+4.8/C
EqInc,IncA f	LV	22.86	-.47	-4.9	-8.3	+5.7/E
EqInc,IncInstl	LV	22.85	-.47	-4.8	-8.1	+6.0/E
FltngRStrIncA m	BL	9.71	-.05	-1.4	+1.2	+4.0/D
FltngRStrIncIns	BL	9.71	-.05	-1.4	+1.5	+4.4/C
GlbAllcA f	IH	18.51	-.13	-2.1	-7.2	+4.1/D
GlbAllcC m	IH	17.97	-.12	-2.1	-7.8	+3.3/E
GlbAllcInstl	IH	18.62	-.13	-2.1	-6.9	+4.4/D
GvtIncIns	GI	9.82	-.02	+1.3	-.5	+.9/B
GvtIncSecIncF f	GI	8.49	-.01	+1.3	-.8	+.6/C
GvtUltShrDrIns	UB	9.88	-.01	+.2	+1.7	+1.0/D
GvtUltShrDrSvc	UB	9.88	-.01	+.2	+1.6	+.9/E
HYTrustSvc d	HY	6.35	-.09	-1.1	-2.2	+7.0/B
HiIncBdA f	HY	7.13	-.04	-.4	-.7	+7.1/B
HiIncBdC m	HY	7.11	-.04	-.4	-1.5	+6.2/C
InsHYBdIns d	HY	9.41	-.01	-.5	-.5	+7.7/A
IntermCorpBdIns	TW	8.75	...	+.1	-1.0	+2.4/D
IntlLeadersA f	FB	30.29	-.29	-5.2	-19.0	+.8/E
IntlLeadersC m	FB	27.98	-.27	-5.2	-19.6	/E
IntlLeadersIns	FB	30.39	-.29	-5.1	-18.8	+1.0/E
IntlSmMidCoA m	FR	33.57	-.53	-5.4	-16.1	+2.0/D
IntlStrVlDvA f	FV	3.27	-.01	-2.0	-10.0	+1.7/D
IntlStrVlDvIns	FV	3.27	-.01	-2.3	-9.8	+2.0/D
KaufLCA f	LG	21.75	-.03	-1.4	+2.8	+10.2/C
KaufLCC m	LG	19.80	-.02	-1.5	+2.1	+9.4/D
KaufLCIns	LG	22.36	-.02	-1.4	+3.1	+10.5/C
KaufLCR b	LG	20.65	-.02	-1.5	+2.5	+9.8/D
KaufmannA m	MG	5.21	-.01	+.1	+7.1	+13.0/A
KaufmannC m	MG	4.17	...	+.2	+6.7	+12.5/A
KaufmannR m	MG	5.22	-.01		+7.1	+13.0/A
KaufmannSmCpA m	SG	33.60	-.37	-.8	+10.7	+18.4/A
KaufmannSmCpC m	SG	28.66	-.32	-.9	+10.0	+17.7/A
KaufmannSmCpR b	SG	33.76	-.37	-.8	+10.7	+18.4/A
MDTAllCpCorIns x	LV	25.84	-2.48	-3.9	+.4	+11.4/A
MDTBalA x	MA	16.88	-1.67	-2.2	-1.3	+6.6/B
MDTBalInstl x	MA	16.95	-1.68	-2.1	-1.1	+6.8/A
MDTLgCpValInstl	LV	24.79	-.46	-3.8	-4.2	+8.8/B
MDTLgCpValSvc	LV	24.79	-.46	-3.8	-4.4	+8.5/C
MDTMidCpGrA f	MB	34.54	-5.36	-4.0	-.4	+11.0/A
MDTMidCpGrInstl	MB	35.63	-5.37	-3.9	-.2	+11.2/A
MDTSmCpCorInstl x	SB	17.86	-1.11	-6.9	-7.6	+14.0/A
MDTSmCpGrA x	SG	20.62	-1.86	-5.7	-2.5	+13.9/A
MDTSmCpGrInstl x	SG	21.53	-1.88	-5.7	-2.3	+14.2/A
MlIntrmMnA f	SI	10.86	-.05	+1.3	+.1	+1.0/D
MaxCpIdxInstl	LB	8.86	-.12	-3.7	-1.1	+10.8/A
MaxCpIdxvc b	LB	8.72	-.11	-3.6	-1.3	+10.5/B
MidCpIdxSvc	MB	18.40	-.48	-5.7	-7.7	+9.0/B
MnHYAdvtgA f	HM	8.69	-.01	+.9	+.3	+3.0/C
MnHYAdvtgF f	HM	8.68	-.02	+.8	+.2	+3.0/C
MnStkAdvtgA f	CA	12.19	-.11	-1.5	-4.1	+4.6/C
MnStkAdvtgAC m	CA	12.18	-.11	-1.5	-4.8	+3.8/D
MnStkAdvtgAF f	CA	12.19	-.11	-1.5	-4.1	+4.6/C
MnStkAdvtgAIns	CA	12.19	-.11	-1.4	-3.9	+4.8/C
MnUltraShrtA m	MS	9.98	...	+.1	+.9	+.6/D
MnUltraShrtIns	MS	9.98	...	+.1	+1.4	+1.1/B
MuniBdA f	ML	10.15	-.07	+1.2	-.6	+1.7/D
OhioMuniIncF m	MO	10.89	...	+1.3	-.1	+1.6/B
PEMnIncA f	MP	10.62	-.01	+1.2		+2.0/B
PrudentBearIns	BM	14.64	+.18	+2.1	-8.2	-12.6/B
ShIntTtRtBdIns	CS	10.09	...	+.3	+.4	+1.8/B
ShrtIntrmDrMnA m	MS	10.18	...	+.3	+.6	+.6/D
ShrtIntrmDrMnIn	MS	10.17	-.01	+.2	+1.0	+1.0/B
ShrtTrmIncIns	CS	8.41	...	+.1	+1.3	+1.7/B
ShrtTrmIncSvc	CS	8.40	-.01	-.1	+1.2	+1.5/B
StratIncA f	MU	8.59	-.01	-.1	-2.2	+5.0/A
StratIncC m	MU	8.58	-.01	-.2	-2.9	+4.2/C
StratValDivA f	LV	5.47	-.05	-2.0	-4.1	+7.5/D
StratValDivC m	LV	5.48	-.05	-2.1	-4.8	+6.7/E
StratValDivIns	LV	5.50	-.05	-2.2	-3.9	+7.8/D
StrtgcIncIS	MU	8.54	-.01	-.1	-1.9	+5.3/A
TtlRetBdA m	CI	10.41	...	+.6	-1.9	+2.1/B
TtlRetBdInstl	CI	10.41	...	+.7	-1.4	+2.7/A
TtlRetBdSvc b	CI	10.41	...	+.6	-1.6	+2.4/B
TtlRetGovtBdIns	GI	10.51	-.01	+1.4		+1.1/A
USGvtSc13YrsIns	GS	10.13	...	+.5	+.7	+.5/C
USGvtSc25YrIns	GS	10.56	-.01	+.8		+.3/D
UltraShrtBdA m	UB	9.06	...	-.1	+1.1	+1.2/D
UltraShrtBdIns	UB	9.05	-.01	-.1	+1.6	+1.7/B
forUSGovtSecA f	GI	7.11	...	+1.4	-.9	+.7/C
Fidelity						
500IdxInsPrm x	LB	90.38	-2.01	-3.6	-.9	+11.0/A
AllSectorEq x	LG	8.88	-3.17	-4.2	-2.4	+9.9/D
ArizonaMuniInc	SL	11.78	-.02	+1.4		+1.8/B
AsstMgr20%	XY	13.04	-.04	-.2	-1.4	+3.5/C
AsstMgr30%	XY	10.67	-.05	-.7	-2.4	+4.3/A
AsstMgr40%	CA	11.19	-.06	-1.1	-3.2	+5.0/B
AsstMgr50%	CA	17.33	-.11	-1.5	-4.1	+5.6/B
AsstMgr60%	MA	11.93	-.10	-2.1	-5.0	+6.1/C
AsstMgr70%	MA	21.13	-.19	-2.5	-5.7	+6.8/B
AsstMgr85%	AL	18.21	-.21	-3.2	-6.8	+7.6/B
BCGrowth	LG	84.87	-.24	-2.8	+2.1	+12.6/A
BCGrowth	LG	12.63	-.04	-2.4	+4.2	+13.3/A
BCGrowthK	LG	84.97	-.24	-2.7	+2.2	+12.7/A
Balanced	MA	21.11	-.20	-2.4	-1.9	+7.2/A
BalancedK	MA	21.11	-.19	-2.4	-1.8	+7.3/A
BlueChipVal	LV	18.14	-.29	-5.1	-5.7	+7.0/D
CALtdTrmTFBd	SS	10.48	-.01	+.8	+.9	+.9/B
CAMuniInc	MC	12.59	-.02	+1.5		+1.9/C
Canada	MQ	45.06	-.65	-3.7	-11.8	+7.2/C
Cap&Inc	HY	9.41	-.03	-1.3	-3.3	+6.6/C
ChinaRegion	CH	30.19	+.25	+1.3	-15.4	+8.0/C
CmdtyStrat	BB	4.75	-.13	-4.0	-6.2	+2.0/D
CnncticutMunInc	SL	11.15	-.01	+1.3	+.3	+1.5/C
CnsrvIncMnBd	MS	10.01	...	+.2	+1.3	+.8/C
CnsrvIncMnBdIns	MS	10.01	...	+.2	+1.4	+.9/B
Contrafund	LG	11.33	-.08	-2.7	+.7	+11.4/B
ContrafundK	LG	11.33	-.08	-2.8	+.8	+11.5/B
ConvertibleSecs	CV	27.53	-.04	-.4	+1.2	+6.2/D
CorpBd	TW	10.96	+.03	+.4	-2.9	+3.3/B
CptlApprec	LG	30.73	-.16	-3.7	-1.6	+8.8/D
CptlApprecK	LG	30.78	-.16	-3.7	-1.5	+9.0/D
DisciplinedEq	LB	31.69	-.62	-4.7	-6.5	+6.9/E
DisciplinedEqK	LB	31.63	-.61	-4.7	-6.4	+7.0/E
DivGro	LB	26.11	-.66	-6.1	-4.3	+7.9/D
DivGroK	LB	26.07	-.66	-6.1	-4.2	+8.1/D
DiversIntl	FG	32.16	-.17	-3.8	-13.9	+2.4/E
DiversIntlK	FG	32.08	-.17	-3.7	-13.8	+2.5/D
EmMkts	EM	26.78	-.10	-.6	-17.6	+8.8/B
EmMktsDbt	EB	9.26	+.02	-.1	-4.6	+7.1/A
EmMktsDiscovery x	EM	12.21	-.17	+.5	-19.0	+8.2/C
EmMktsK	EM	26.78	-.09	-.6	-17.4	+9.0/B
EmergEMEA	EM	8.83	-.11	-.1	-12.6	+12.9/A
EmergMketsOpps x	EM	16.43	-1.50	-.1	-16.0	+10.4/A
EmergingAsia	PJ	37.11	+.14	+1.3	-14.8	+10.3/A
EqDividendInc	LV	25.46	-.52	-4.9	-6.8	+7.9/C
EqDividendIncK	LV	25.46	-.52	-4.9	-6.7	+8.0/C
EqIncome	LV	52.38	-1.04	-4.4	-5.8	+8.7/B
EqIncomeK	LV	52.33	-1.05	-4.4	-5.8	+8.8/B
Europe x	ES	31.82	-4.11	-5.8	-16.0	+2.0/B
ExMktIdxInPr x	MB	55.29	-4.55	-4.7	-5.7	+9.8/A
ExprtMltntnl x	LB	18.67	-.76	-6.0	-4.3	+8.7/D
ExprtMltntnlK x	LB	18.62	-.77	-6.0	-4.2	+8.8/D
Fidelity	LG	41.34	-.38	-3.6	-2.6	+8.7/D
FidelityK	LG	41.32	-.38	-3.6	-2.5	+8.8/D
FltngRtHiInc	BL	9.35	-.07	-2.0	+1.3	+5.1/B
FltngRtHiInc	BL	9.26	-.07	-1.6	+2.5	+5.8/A
FocedHiInc	HY	8.27	+.01	-.2	-1.0	+6.0/D
FocusedStock	LG	21.47	-.18	-2.6	+8.2	+14.2/A
FourinOneIdx	AL	42.35	-.40	-2.9	-4.3	+7.8/A
Frdm 2005	TA	12.05	-.04	-.4	-2.4	+4.8/C
Frdm 2010	TA	15.19	-.06	-.8	-3.1	+5.4/A
Frdm 2015	TD	12.55	-.06	-1.3	-3.7	+5.9/A
Frdm 2020	TE	15.46	-.10	-1.7	-4.4	+6.3/A
Frdm 2025	TG	13.39	-.09	-2.0	-4.9	+6.5/B
Frdm 2030	TH	16.59	-.13	-2.5	-5.7	+7.4/A
Frdm 2035	TI	13.85	-.14	-3.1	-6.7	+7.9/A
Frdm 2040	TJ	9.68	-.10	-3.5	-7.0	+7.9/B
Frdm 2045	TK	10.98	-.11	-3.4	-7.0	+7.9/C
Frdm 2050	TN	11.04	-.12	-3.5	-7.1	+7.8/C
Frdm 2055	TL	12.47	-.13	-3.5	-7.1	+7.8/C
Frdm Inc	RI	11.29	-.03	-.1	-1.9	+3.9/B
FrdmIdx2055Inv	TL	14.34	-.14	-2.8	-4.9	+8.4/A
GNMA	GI	11.11	-.01	+1.4	-.3	+1.0/A
GlbCmdtyStk	SN	11.47	-.13	-4.6	-11.1	+12.2/A
GlbHiInc	HY	9.09	...	-.6	-2.8	+6.5/C
GlbexUSIdxInsPr	FB	11.51	-.05	-2.6	-12.8	+5.9/A
GlobalEqIncome x	WS	12.50	-.71	-3.6	-8.6	+5.5/D
GlobalexUSIdx x	FB	11.24	-.36	-2.6	-12.7	+6.0/A
GovernmentInc	GI	9.96	-.01	+1.4	-.5	+.8/B
GrDiscv	LG	32.00	-.22	-3.0	+2.7	+12.3/A
GrDiscvK	LG	32.01	-.22	-3.0	+2.8	+12.5/A
GrStrategies	MG	39.42	-.30	-3.1	-4.1	+6.4/E
GrStrategiesK	MG	39.74	-.30	-3.1	-4.0	+6.5/E
GroCo	LG	16.63	-.10	-3.7		+13.9/A
GroCo	LG	17.75	-.10	-3.6	-.6	+13.4/A
GroCoK	LG	17.76	-.10	-3.6	-.6	+13.6/A
Growth&Inc	LB	34.67	-.81	-6.1	-5.6	+9.2/C
Growth&IncK	LB	34.64	-.80	-6.0	-5.5	+9.4/C
HighIncome	HY	8.52	...	-.7	-.1	+8.4/A
Independence	LG	36.13	-.39	-3.5	-3.1	+7.2/E
IndependenceK	LG	36.16	-.40	-3.5	-3.1	+7.3/E
IntermediateBd	CI	10.52	-.01	+.5	-.3	+1.5/D
InternationalVa	FV	7.40	-.03	-5.1	-15.7	+.6/E
IntlCptlApprec	FG	18.07	-.09	-1.7	-11.7	+5.9/B
IntlDiscv	FG	37.30	-.20	-3.8	-15.3	+2.6/D
IntlEnhIdx	FV	8.54	-.02	-4.2	-13.8	+4.6/A
IntlGr	FG	12.08	-.07	-3.3	-11.0	+4.4/C
IntlGr x	FG	13.48	-1.09	-3.5	-10.3	+4.7/B
IntlIdxInstlPrm x	FB	36.94	-1.11	-3.4	-12.1	+4.5/B
IntlRlEstt	GR	10.92	-.07	-.4	-4.5	+6.5/B
IntlSmCp	FQ	24.08	-.27	-3.6	-14.7	+7.9/A
IntlSmCp x	FR	14.24	-1.72	-3.7	-12.1	+5.7/B
IntlSmCpOpps	FR	16.31	-.18	-3.7	-13.2	+6.0/B
IntlVal x	FV	8.75	-.38	-5.0	-14.9	+1.1/D
IntrmGovtInc	GI	10.24	-.01	+.9	+.2	+.6/C
IntrmMuniInc	MI	10.19	-.02	+1.3	+.6	+1.7/B
InvmGradeBd	CI	10.84	...	+1.0	-.9	+2.5/B
InvmGradeBd	CI	7.65	...	+1.0	-1.1	+2.7/A
Japan	JS	13.49	-.18	-2.5	-12.4	+5.9/B
JapanSmlrCo	JS	15.73	-.24	-1.9	-12.7	+9.4/B
LargeCapStock x	LB	28.00	-2.59	-6.4	-5.7	+9.8/C
LargeCapValIdx x	LV	11.59	-.74	-3.9	-4.6	+9.0/B
LatinAmerica	LS	20.99	-.13	-1.9	-12.3	+11.0/D
LgCpCorEnhIdx	LB	13.61	-.18	-3.8	-.3	+10.7/A

Name	Obj	NAV	Wk Chg	4-wk Rtn	YTD Rtn	3-yr Rtn/Rk
LgCpGrEnhIdx	LG	17.38	-.15	-3.7	-.9	+11.1/B
LgCpValEnhIdx	LV	11.87	-.22	-4.1	-3.9	+9.6/B
LimitedTermGov	GS	9.79	...	+.6	+.4	+.5/C
LowPrStk	MV	44.50	-.99	-5.7	-8.5	+6.6/C
LowPrStkK	MV	44.45	-.99	-5.7	-8.4	+6.8/C
LtdTrmMuniInc	MS	10.44	-.01	+.8	+.9	+1.0/B
LvrgdCoStk x	MB	24.93	-1.43	-3.6	-13.0	+4.7/D
LvrgdCoStkK x	MB	25.00	-1.44	-3.6	-12.9	+4.8/D
MAMunicipalInc	MT	11.84	-.02	+1.3	-.5	+1.6/A
Magellan x	LG	9.30	-.57	-3.5	-2.1	+9.6/D
MagellanK x	LG	9.29	-.57	-3.5	-2.0	+9.7/D
MegaCapStock	LB	13.97	-.29	-5.5	-4.1	+9.1/C
MichiganMuniInc	SL	11.90	-.02	+1.5	+.2	+1.9/A
MidCapStock	MG	31.55	-.70	-4.5	-3.2	+10.2/B
MidCapStockK	MG	31.55	-.70	-4.5	-3.1	+10.3/B
MidCapValue	MV	19.83	-.46	-6.3	-15.6	+4.4/E
MidCpEnhIdx	MV	13.01	-.21	-4.7	-8.5	+7.7/B
MinnesotaMnInc	SM	11.34	-.02	+1.6	-.1	+1.5/C
MortgageSecs	CI	10.87	-.02	+1.4	-.3	+1.3/D
MryIndMuniInc	SL	11.08	-.02	+1.5	-.5	+1.8/B
MuniInc	ML	12.67	-.03	+1.5		+2.2/B
NJMunicipalInc	MJ	11.61	-.03	+1.5	+.6	+2.8/A
NYMuniInc	MY	12.80	-.03	+1.5	-.4	+1.7/C
NasdCmpIdx	LG	91.38	-.73	-3.0	+.8	+12.8/A
NewMillennium	LB	38.19	-.78	-4.5	-4.0	+10.2/B
NewMktsInc	EB	14.36	+.06	+.3	-7.5	+5.5/B
Nordic	MQ	43.78	+.08	-1.7	-9.2	+4.3/D
OTCPortfolio	LG	10.28	-.02	-3.3		+13.5/A
OTCPortfolioK	LG	10.43	-.02	-3.3	+.1	+13.6/A
OhioMuniIInc	MO	11.83	-.01	+1.5	-.3	+2.0/A
Overseas	FG	41.52	-.21	-4.5	-13.4	+4.2/C
OverseasK	FG	41.40	-.22	-4.5	-13.3	+4.4/C
PacificBasin x	DP	27.00	-3.00	-.2	-15.8	+8.0/C
PennsylvnMnInc	MP	10.86	-.01	+1.5	+.1	+2.0/B
Puritan	MA	20.05	-.14	-2.2	-2.0	+7.2/A
PuritanK	MA	20.03	-.14	-2.3	-2.0	+7.3/A
RealEstInv x	SR	41.08	-1.78	-.3	+2.7	+6.1/B
RlEsttInc x	SR	11.51	-.34	-.3	+1.9	+7.2/A
RlEsttInc x	SR	10.41	-.34	-.6	+2.2	+6.6/B
SCGrth x	SG	22.11	-.81	-3.6	-.5	+12.9/A
SCValue x	SV	13.71	-1.57	-6.4	-11.4	+7.1/C
ShTrmBd	CS	8.51	+.01	+.3	+.8	+1.1/C
ShrtDurHiInc	HY	9.19	-.01	-.6	+.3	+5.6/D
SmCpDiscv x	SB	20.22	-3.50	-4.2	-11.0	+5.3/D
SmCpDiscv x	SB	9.81	-1.00	-4.6	-10.6	+5.6/D
SmCpEnhIdx	SB	11.11	-.29	-6.7	-9.4	+6.5/D
SmCpOpps	SB	11.93	-.27	-4.9	-4.5	+7.6/C
SmallCapStock x	SB	14.57	-2.13	-5.5	-8.2	+6.2/D
StkSelorAllCp	LG	41.70	-.66	-4.3	-5.1	+9.8/D
StkSelorSmCp	SB	20.68	-.44	-4.8	-5.3	+7.3/C
StkSlrLgCpVal	LV	18.15	-.35	-4.5	-6.1	+7.7/D
StratDivInc	AL	14.74	-.17	-2.1	-1.3	+8.4/A
StratRlRet	XY	8.03	-.12	-1.9	-1.6	+4.0/B
TaxFreeBond	ML	11.23	-.03	+1.5		+2.3/B
TelecomandUtls x	SU	25.85	-1.34	+1.9	+8.7	+14.3/A
TotalBond	CI	10.24	-.01	+.8	-1.2	+2.9/A
TotalEmMkts x	EM	11.38	-.25	-.2	-14.0	+8.3/C
Trend x	LG	90.48	-7.96	-3.0	+.5	+11.2/B
TtlIntlEq	FG	7.91	-.04	-3.2	-14.2	+4.4/C
TtlMktIdxF x	LB	73.30	-2.52	-3.7	-1.8	+10.8/A
TtlMktIdxInsPrm x	LB	73.28	-2.52	-3.7	-1.8	+10.8/A
USBdIdxF	CI	11.18	...	+1.2	-1.0	+1.6/D
USBdIdxInsPrm	CI	11.18	...	+1.2	-1.0	+1.6/D
ValDiscv	LV	25.98	-.46	-4.7	-6.3	+7.2/D
ValDiscvK	LV	25.98	-.46	-4.7	-6.3	+7.4/D
Value	MV	9.10	-.27	-6.3	-13.5	+5.9/D
ValueK	MV	9.11	-.26	-6.2	-13.4	+6.0/D
ValueStrategies	LV	36.34	-.96	-5.4	-13.6	+5.2/E
Worldwide	WS	23.74	-.18	-3.3	-1.7	+8.9/A
Fidelity Advisor						
AssetMgr60%A m	MA	11.87	-.09	-2.0	-5.3	+5.8/C
AssetMgr70%A m	MA	21.05	-.20	-2.5	-6.0	+6.4/B
AssetMgr70%I	MA	21.13	-.19	-2.5	-5.7	+6.7/B
BalancedA m	MA	19.00	-.18	-2.4	-2.3	+6.9/A
BalancedC m	MA	18.88	-.18	-2.5	-3.0	+6.1/C
BalancedI	MA	19.39	-.18	-2.4	-2.0	+7.2/A
BalancedM m	MA	19.24	-.18	-2.4	-2.5	+6.7/B
BiotechnologyA m	SH	24.35	-.41	+1.5	-.7	+.4/E
BiotechnologyI	SH	25.83	-.44	+1.5	-.5	+.7/E
BiotechnologyM m	SH	22.99	-.40	+1.5	-1.1	+.1/E
CapitalDevA m	LB	13.11	-.31	-6.3	-5.6	+9.5/C
CapitalDevO	LB	13.61	-.33	-6.3	-5.4	+9.8/C
ConsumerDscrtA m	CD	25.46	-.29	-4.2	+1.8	+9.0/B
ConsumerStplsA x	CC	72.78	-4.98	-4.2	-10.4	+1.5/D
ConsumerStplsC x	CC	70.92	-4.41	-4.3	-11.1	+.7/E
ConsumerStplsI x	CC	73.28	-5.19	-4.2	-10.2	+1.8/D
CorporateBondI	TW	10.96	+.03	+.4	-2.9	+3.3/C
DiverIntlA m	FG	19.41	-.11	-3.9	-14.1	+2.5/D
DiverIntlC m	FG	18.63	-.12	-3.9	-14.8	+1.7/E
DiverIntlI	FG	19.70	-.11	-3.8	-13.9	+2.8/D
DiverIntlM m	FG	19.30	-.12	-3.9	-14.4	+2.2/E
DiversifiedStkA m	LB	21.42	-.27	-4.1	-2.3	+11.4/A
DiversifiedStkO	LB	22.05	-.27	-4.1	-2.0	+11.8/A
DividendGrowthA m	LB	16.71	-.42	-6.0	-4.3	+7.7/D
DividendGrowthC m	LB	15.73	-.40	-6.1	-5.0	+6.8/E
DividendGrowthI	LB	17.65	-.43	-6.0	-4.0	+7.9/D
DividendGrowthM m	LB	16.60	-.42	-6.1	-4.5	+7.4/E
EmergingAsiaA m	PJ	32.89	+.12	+1.3	-14.8	+10.3/A
EmergingMktsA m	EM	24.74	-.07	-.6	-17.9	+8.3/C
EmergingMktsI	EM	24.80	-.08	-.6	-17.7	+8.6/B
EnergyA x	EE	27.48	-1.43	-7.5	-19.5	+.8/B
EnergyC m	EE	25.33	-1.10	-7.6	-20.1	+.1/B
EnergyI x	EE	28.91	-1.61	-7.5	-19.3	+1.1/B
EnergyM x	EE	28.17	-1.36	-7.5	-19.7	+.6/B
EquityGrowthA m	LG	11.20	-.08	-3.0	+2.6	+12.2/A
EquityGrowthC m	LG	9.53	-.07	-3.1	+1.8	+11.3/B
EquityGrowthI	LG	12.28	-.09	-3.0	+2.8	+12.5/A
EquityGrowthM m	LG	10.99	-.08	-3.0	+2.4	+11.9/B
EquityIncomeA m	LV	29.51	-.62	-5.0	-7.3	+7.8/D
EquityIncomeC m	LV	29.69	-.63	-5.1	-8.0	+6.9/D
EquityIncomeI	LV	30.88	-.64	-5.0	-7.1	+8.1/C
EquityIncomeM m	LV	30.17	-.63	-5.0	-7.6	+7.5/D
EquityValueA m	LV	17.69	-.33	-4.9	-6.8	+6.8/E
FinancialSvcsA m	SF	17.90	-.70	-8.5	-15.0	+7.3/B
FinancialSvcsC m	SF	16.79	-.65	-8.5	-15.6	+6.6/C
FltngRtHiIncA m	BL	9.36	-.08	-2.1	+1.0	+4.8/B
FltngRtHiIncC m	BL	9.36	-.07	-2.1	+.3	+4.0/D
FltngRtHiIncI	BL	9.34	-.08	-2.0	+1.2	+5.0/B
FltngRtHiIncM m	BL	9.35	-.07	-2.0	+1.0	+4.8/B
Freedom2005A m	TA	11.39	-.04	-.4	-2.5	+4.5/D
Freedom2010A m	TA	11.73	-.06	-.9	-3.1	+5.1/B
Freedom2010M m	TA	11.67	-.06	-.9	-3.3	+4.8/C
Freedom2015A m	TD	11.74	-.07	-1.3	-3.7	+5.7/A
Freedom2015I	TD	11.85	-.07	-1.3	-3.5	+5.9/A
Freedom2015M m	TD	11.70	-.07	-1.3	-4.0	+5.4/B
Freedom2020A m	TE	12.74	-.09	-1.7	-4.2	+6.0/B
Freedom2020C m	TE	12.59	-.08	-1.7	-4.9	+5.2/C
Freedom2020I	TE	12.86	-.08	-1.6	-4.0	+6.3/A
Freedom2020M m	TE	12.72	-.09	-1.7	-4.5	+5.7/B
Freedom2025A m	TG	12.71	-.10	-2.0	-4.7	+6.3/B
Freedom2025C m	TG	12.47	-.10	-2.0	-5.4	+5.5/D
Freedom2025I	TG	12.84	-.10	-2.0	-4.5	+6.6/B
Freedom2025M m	TG	12.72	-.10	-2.0	-4.9	+6.0/C
Freedom2030A m	TH	13.66	-.12	-2.5	-5.4	+7.2/B
Freedom2030C m	TH	13.37	-.12	-2.6	-6.1	+6.4/D
Freedom2030I	TH	13.76	-.12	-2.4	-5.2	+7.4/A
Freedom2030M m	TH	13.57	-.12	-2.5	-5.7	+6.9/C
Freedom2035A m	TI	13.22	-.14	-3.2	-6.3	+7.7/B
Freedom2035I	TI	13.33	-.15	-3.2	-6.1	+8.0/A
Freedom2035M m	TI	13.07	-.15	-3.3	-6.6	+7.4/C
Freedom2040A m	TJ	14.10	-.16	-3.5	-6.6	+7.6/C
Freedom2040C m	TJ	13.69	-.16	-3.5	-7.3	+6.8/D
Freedom2040I	TJ	14.21	-.16	-3.5	-6.4	+7.9/B
Freedom2040M m	TJ	14.01	-.16	-3.5	-6.8	+7.3/C
Freedom2045A m	TK	11.00	-.12	-3.4	-6.6	+7.6/D
Freedom2045I	TK	11.09	-.12	-3.4	-6.3	+7.9/B
Freedom2045M m	TK	10.89	-.13	-3.5	-6.8	+7.3/D
Freedom2050A m	TN	10.97	-.13	-3.5	-6.7	+7.6/C
Freedom2050I	TN	11.06	-.13	-3.5	-6.5	+7.9/C
Freedom2050M m	TN	10.90	-.12	-3.5	-6.8	+7.3/D
Freedom2055A m	TL	12.10	-.13	-3.4	-6.6	+7.6/D
Freedom2055I	TL	12.17	-.13	-3.4	-6.4	+7.9/C
FreedomIncomeA m	RI	10.62	-.03	-.1	-2.0	+3.6/C
FreedomIncomeI	RI	10.65	-.03	-.1	-1.7	+3.9/C
GlobalCmdtyStkI	SN	11.46	-.14	-4.7	-11.0	+12.4/A
GovernmentIncA m	GI	9.97	-.01	+1.4	-.8	+.5/D
GovernmentIncI	GI	9.97	-.01	+1.4	-.6	+.8/B
GovernmentIncM m	GI	9.97	-.01	+1.4	-.8	+.5/C
Growth&IncomeA m	LB	26.65	-.62	-6.2	-6.1	+8.8/D
Growth&IncomeC m	LB	24.87	-.59	-6.3	-6.7	+8.0/D
Growth&IncomeM m	LB	26.62	-.62	-6.2	-6.3	+8.5/D
GrowthOppsA m	LG	72.83	-.49	-.7	+12.5	+15.5/A
GrowthOppsC m	LG	63.49	-.44	-.8	+11.7	+14.6/A
GrowthOppsI	LG	78.10	-.52	-.7	+12.8	+15.8/A
GrowthOppsM m	LG	72.27	-.48	-.7	+12.3	+15.2/A
HealthCareA m	SH	45.41	-.69	-1.8	+11.6	+8.7/B
HealthCareC m	SH	35.88	-.55	-1.8	+10.8	+7.9/B
HealthCareI	SH	49.54	-.75	-1.8	+11.9	+9.0/B
HealthCareM m	SH	42.29	-.64	-1.8	+11.3	+8.4/B
HighIncAdvtgA m	HY	10.66	-.03	-1.3	-2.6	+7.6/A
HighIncAdvtgC m	HY	10.64	-.03	-1.4	-3.3	+6.8/C
HighIncAdvtgI	HY	9.99	-.03	-1.3	-2.4	+7.9/A
HighIncAdvtgM m	HY	10.72	-.03	-1.3	-2.5	+7.6/A
IndustrialsA m	ID	32.75	-.58	-6.9	-12.7	+6.9/D
IndustrialsC m	ID	28.95	-.52	-7.0	-13.4	+6.1/D
IndustrialsI	ID	34.59	-.60	-6.9	-12.5	+7.2/C
IndustrialsM m	ID	32.00	-.56	-6.9	-12.9	+6.7/D
IntermMuniIncA m	MI	10.20	-.01	+1.3	+.3	+1.4/D
IntermMuniIncI	MI	10.21	-.01	+1.3	+.5	+1.7/B
IntlCapitalAppA m	FG	17.37	-.07	-1.7	-11.9	+5.5/B
IntlCapitalAppC m	FG	15.30	-.06	-1.7	-12.5	+4.7/B
IntlCapitalAppM m	FG	16.95	-.07	-1.7	-12.1	+5.2/B
IntlDiscvA m	FG	37.13	-.20	-3.8	-15.5	+2.2/E
IntlDiscvI	FG	37.21	-.19	-3.8	-15.3	+2.6/D
IntlGrA m	FG	12.01	-.07	-3.3	-11.2	+4.1/C
IntlGrI	FG	12.05	-.07	-3.4	-11.0	+4.4/C
IntlSmCapOppsI	FR	16.30	-.17	-3.7	-13.2	+6.0/B
IntlSmallCapA m	FQ	23.65	-.27	-3.6	-14.9	+7.5/A
IntlSmallCapI	FQ	24.24	-.27	-3.5	-14.6	+7.9/A
InvestmentGrBdI	CI	7.66	...	+1.2	-1.2	+2.7/A
LargeCapA m	LB	31.26	-.76	-6.4	-6.0	+9.6/C
LargeCapC m	LB	28.18	-.69	-6.4	-6.7	+8.8/D
LargeCapI	LB	32.76	-.80	-6.4	-5.8	+9.9/C
LargeCapM m	LB	31.14	-.76	-6.4	-6.2	+9.3/C
LeveragedCoStkA x	MB	33.84	-.88	-3.5	-11.7	+4.7/D
LeveragedCoStkC x	MB	29.60	-.83	-3.6	-12.4	+3.9/E
LeveragedCoStkI x	MB	34.74	-.91	-3.5	-11.5	+5.0/D
LeveragedCoStkM x	MB	32.55	-.86	-3.5	-11.9	+4.4/D
LimitedTermBdA m	CS	11.21	...	+.2	-.1	+1.2/C
LimitedTermBdI	CS	11.24	...	+.2	+.2	+1.4/C
LimitedTermBdM m	CS	11.22	...	+.2		+1.2/C
LtdTermMuniIncA m	MS	10.46	...	+.8	+.6	+.6/D
LtdTermMuniIncI	MS	10.45	...	+.8	+.9	+.9/C
MaterialsA x	SN	62.06	-4.35	-7.4	-23.8	+2.9/C
MaterialsI x	SN	62.14	-4.56	-7.3	-23.6	+3.2/C
MegaCapStockI	LB	13.98	-.29	-5.5	-4.1	+9.1/C
MidCapIIA m	MB	16.87	-.49	-6.6	-11.6	+6.1/C
MidCapIIC m	MB	14.81	-.44	-6.8	-12.3	+5.3/D
MidCapIII	MB	17.42	-.51	-6.7	-11.4	+6.4/C
MidCapIIM m	MB	16.42	-.48	-6.7	-11.8	+5.9/D
MidCapValueA m	MV	19.55	-.45	-6.3	-15.9	+4.1/E
NewInsA m	LG	27.37	-.31	-3.1	-1.3	+10.7/C
NewInsC m	LG	23.48	-.27	-3.2	-2.0	+9.8/D
NewInsI	LG	28.02	-.32	-3.1	-1.0	+11.0/C
NewInsM m	LG	26.32	-.30	-3.2	-1.5	+10.4/C
NewInsZ	LG	28.04	-.31	-3.1	-.9	+11.1/B
OverseasI	FG	20.90	-.11	-4.4	-13.4	+3.0/D
OverseasM m	FG	21.12	-.11	-4.5	-13.9	+2.5/E
RealEstateA x	SR	20.65	-1.56	-.9	+.1	+4.1/D
RealEstateI x	SR	20.85	-1.58	-.9	+.4	+4.3/D
RealEstateM x	SR	20.63	-1.56	-.9	-.1	+3.8/E
RlEstIncA x	SR	11.45	-.33	-.4	+1.7	+7.0/A
RlEstIncC x	SR	11.34	-.30	-.4	+.9	+6.2/B
RlEstIncI x	SR	11.46	-.34	-.4	+1.9	+7.2/A
SCGrthA x	SG	21.14	-.79	-3.7	-.7	+12.6/A

Name	Obj	NAV	Wk Chg	4-wk Rtn	YTD Rtn	3-yr Rtn/Rk
SCGrthC x	SG	18.68	-.75	-3.7	-1.5	+11.8/B
SCGrthI x	SG	22.18	-.80	-3.6	-.5	+12.9/A
SCGrthM x	SG	20.41	-.78	-3.6	-1.0	+12.3/B
SCValueA x	SV	13.40	-1.54	-6.4	-11.6	+6.9/C
SCValueI x	SV	13.71	-1.57	-6.4	-11.4	+7.1/C
SeriesGrOpps	LG	14.65	-.09	-.3	+15.0	+16.6/A
SeriesSmallCap	SB	10.44	-.30	-7.0	-12.3	+3.7/E
SmallCapA m	SB	22.31	-.67	-7.4	-13.6	+2.8/E
SmallCapC m	SB	16.71	-.50	-7.4	-14.2	+2.0/E
SmallCapI	SB	24.53	-.73	-7.4	-13.4	+3.1/E
SmallCapM m	SB	20.60	-.62	-7.4	-13.7	+2.5/E
StgInc	MU	11.83	-.02	-.3	NA	NA
StgIncA m	MU	11.67	-.02	-.3	-2.4	+4.6/B
StgIncC m	MU	11.64	-.02	-.4	-3.1	+3.9/C
StgIncI	MU	11.83	-.02	-.3	-2.2	+4.9/B
StgIncM m	MU	11.67	-.02	-.3	-2.4	+4.7/B
StockSelAllCpA m	LG	41.64	-.66	-4.3	-5.4	+9.5/D
StockSelAllCpI	LG	41.71	-.66	-4.3	-5.1	+9.8/D
StockSelAllCpK	LG	41.74	-.66	-4.3	-5.0	+9.9/D
StockSelAllCpM m	LG	41.54	-.67	-4.4	-5.6	+9.2/D
StockSlrMidCp	MB	37.96	-1.10	-6.5	-5.0	+8.7/B
StockSlrMidCpA m	MB	36.36	-1.05	-6.6	-5.2	+8.5/B
StockSlrMidCpC m	MB	33.01	-.96	-6.6	-5.8	+7.7/B
StockSlrMidCpI	MB	38.06	-1.10	-6.5	-4.9	+8.7/B
StockSlrMidCpM m	MB	36.50	-1.06	-6.6	-5.4	+8.2/B
StratDiv&IncA m	AL	14.65	-.16	-2.1	-1.5	+8.1/A
StratDiv&IncC m	AL	14.57	-.16	-2.2	-2.3	+7.3/B
StratDiv&IncI	AL	14.70	-.17	-2.1	-1.3	+8.4/A
StratDiv&IncM m	AL	14.63	-.17	-2.2	-1.8	+7.8/A
StrategicRlRetI	XY	8.02	-.11	-1.8	-1.4	+4.1/B
TechnologyA m	ST	41.58	-.09	-3.4	-4.4	+17.3/B
TechnologyC m	ST	34.00	-.07	-3.5	-5.1	+16.4/C
TechnologyM m	ST	39.01	-.08	-3.5	-4.6	+17.0/B
TotalBondA m	CI	10.25	-.01	+.8	-1.4	+2.6/A
TotalBondC m	CI	10.25	-.01	+.7	-2.2	+1.9/C
TotalBondI	CI	10.23	-.01	+.8	-1.2	+2.9/A
TotalBondM m	CI	10.23	-.01	+.8	-1.5	+2.6/A
UtilitiesA m	SU	30.06	+.34	+4.3	+15.0	+17.7/A
UtilitiesI	SU	30.71	+.35	+4.4	+15.3	+18.0/A
ValueStratsA m	LV	31.16	-.83	-5.4	-13.9	+4.9/E
ValueStratsM m	LV	32.73	-.87	-5.4	-14.0	+4.7/E
Fidelity Select						
AdvisorGoldC m	SP	15.46	-.11	+5.3	-18.6	+9.1/D
AirTransp x	ID	68.45	-6.40	-6.8	-9.0	+10.9/A
Banking x	SF	22.67	-6.36	-10.9	-16.5	+6.6/C
Biotechnology x	SH	18.86	-1.44	+1.0	-5.1	-.6/E
Brkrg&InvmtMgmt x	SF	64.56	-3.32	-5.4	-14.5	+6.7/C
Chemicals x	SN	12.14	-.97	-7.8	-22.6	+7.0/A
CommsEquip x	ST	36.01	-.35	-.7	+7.8	+14.3/D
Computers x	ST	69.82	-17.09	-6.7	-3.3	+14.2/D
Const&Hsg x	CD	48.63	-5.11	-3.5	-13.9	+4.9/D
ConsumerDiscret x	CD	41.01	-1.13	-4.2	+2.1	+9.3/A
ConsumerFinance x	SF	13.85	-.94	-6.4	-7.7	+9.7/A
ConsumerStaples x	CC	73.44	-5.19	-4.2	-10.2	+1.8/C
Defense&Aero x	ID	14.71	-1.12	-4.8	-2.5	+16.4/A
Energy x	EE	35.56	-2.05	-7.5	-19.3	+1.2/B
EnergyService x	EE	28.03	-2.58	-16.4	-37.5	-9.3/E
Envir&AltEngy x	ID	21.97	-1.05	-4.6	-11.9	+10.2/A
FinancialSvcs x	SF	8.64	-1.22	-8.5	-14.9	+7.6/B
Gold	SP	17.06	-.12	+5.4	-17.9	+10.2/C
HealthCare x	SH	22.94	-1.55	-1.7	+11.8	+8.7/B
HealthCareSvcs x	SH	95.43	-6.71	-3.8	+17.5	+15.3/A
ITServices x	ST	55.85	-2.56	-3.5	+7.5	+15.0/C
Industrials x	ID	29.61	-1.78	-6.8	-12.5	+7.2/D
Insurance x	SF	53.19	-9.72	-5.4	-11.7	+7.0/C
Leisure x	CD	13.42	-1.84	-2.0	-3.6	+10.1/A
Materials x	SN	62.26	-4.58	-7.3	-23.6	+3.2/C
MedTech&Devcs x	SH	48.40	-2.04	-1.1	+19.0	+18.7/A
Multimedia x	CD	69.68	-5.84	-2.9	+.9	+7.4/C
NaturalGas	EE	19.46	-.84	-8.4	-18.3	+1.3/B
NaturalRes x	EE	23.93	-1.08	-5.8	-19.6	+1.1/B
Pharmaceuticals x	SH	19.86	-.57	-1.6	+9.1	+1.3/E
Retailing x	CD	13.94	-.31	-5.5	+6.9	+11.9/A
Semicon x	ST	7.97	-1.42	-3.3	-10.6	+17.6/B
Swre&ITSvcs x	ST	16.87	-.69	-1.1	+8.0	+18.5/A
Technology x	ST	13.91	-1.39	-3.5	-5.5	+17.0/B
Telecom x	SC	55.29	-1.80	-3.3	-3.3	+7.6/B
Transportation x	ID	86.47	-9.14	-8.0	-8.0	+12.4/A
Utilities x	SU	85.02	-5.44	+4.4	+15.2	+18.1/A
Wireless x	SC	8.50	-1.24	-2.0	-3.0	+10.2/A
Fiera Capital						
SmMidCapGrInstl	MG	19.13	-.27	-4.1	-5.9	+7.8/D
First Eagle						
GlbA m	IH	51.62	-3.78	-2.4	-7.2	+5.7/B
GoldA m	SP	13.65	-.04	+4.4	-19.3	+6.6/E
OverseasA m	FB	21.51	-.80	-1.6	-10.2	+3.4/C
USValA m	LB	16.76	-2.92	-3.1	-3.6	+7.8/D
USValI	LB	17.04	-2.99	-3.1	-3.4	+8.1/D
ofAmericaI	MB	23.65	-6.30	-7.1	-19.9	-.5/E
ofAmericaY b	MB	23.50	-6.30	-7.1	-20.1	-.7/E
First Investors						
EqIncA m	LV	10.07	-.18	-3.7	-6.1	+7.4/D
ForIncA m	HY	2.36	...	-.4	-.8	+5.9/D
GlbA m	WS	7.65	-.08	-3.8	-8.5	+5.2/E
GrandIncA m	LV	21.96	-.42	-4.3	-6.9	+6.9/D
IntlA m	FG	14.43	-.12	-3.0	-12.0	+4.2/C
InvmGradeA m	TW	9.06	+.01	+.5	-2.8	+1.9/E
OppA m	MB	36.42	-.90	-5.0	-12.5	+4.4/D
SelGrA m	LG	11.77	-.22	-5.4	-1.3	+10.7/C
SpecSitsA m	SV	27.43	-.88	-6.6	-14.1	+6.0/D
TEIncA m	MI	9.06	-.02	+1.1	-.5	+.9/E
TENYA m	MY	13.64	-.03	+1.2	-.7	+1.0/E
TEOppsA m	ML	15.91	-.03	+1.2	-1.1	+1.0/E
TtlRetA m	MA	18.72	-.22	-2.7	-6.4	+3.9/E
First Western						
ShrtDrBd	CS	9.78	...	+.3	+1.2	+1.8/B
Firsthand						
TechOpps	ST	10.80	...	+1.0	+8.2	+21.4/A
Fort Pitt						
CptlTtlRet d	LB	25.19	-.22	-3.6	-3.4	+12.1/A
Franklin Templeton						
AdjUSGvtScA m	GS	8.08	-.01	+.1	+.6	+.2/D
AdjUSGvtScAdv	GS	8.09	-.01	+.1	+.9	+.5/C
AdjUSGvtScC m	GS	8.08	-.01	+.2	+.4	-.2/E
AlbmTxFrIncA1 m	SL	10.46	-.02	+1.0	+.1	+1.8/B
AlbmTxFrIncA1 m	SL	10.74	-.02	+1.3	-.1	+1.7/B
AlbmTxFrIncAdv	SL	10.50	-.02	+1.1	+.3	+1.9/B
AlbmTxFrIncC m	SL	10.64	-.02	+1.1	-.4	+1.2/D
BalA m	MA	11.79	-.01	-1.0	-1.8	+6.7/B
BalAdv	MA	11.82	-.01	-1.0	-1.6	+7.0/A
BalC m	MA	11.68	-.01	-1.0	-2.5	+5.9/C
BalSheetInvmA m	MV	35.80	-.85	-5.6	-8.8	+8.0/B
BiotechDiscvA m	SH	134.96	-2.93	-.3	-10.2	-2.1/E
BiotechDiscvAdv	SH	138.33	-2.98	-.3	-10.0	-1.8/E
CAHYMuniA1 m	MC	10.54	-.04	+1.2	+.3	+2.9/A
CAHYMuniAdv	MC	10.57	-.03	+1.2	+.5	+3.0/A
CAHYMuniC m	MC	10.62	-.04	+1.1	-.2	+2.4/B
CAIntTrTFIncA1 m	MF	11.72	-.02	+1.2	+.4	+1.5/C
CAIntTrTFIncAdv	MF	11.75	-.02	+1.2	+.5	+1.6/B
CAIntTrTFIncC m	MF	11.77	-.01	+1.1	-.1	+.9/D
CATxFrIncA1 m	MC	7.20	-.02	+1.4	-.4	+2.2/B
CATxFrIncAdv	MC	7.19	-.02	+1.6	-.2	+2.3/B
CATxFrIncC m	MC	7.19	-.02	+1.5	-.8	+1.7/D
ChinaWldA m	CH	20.37	+.07	+2.1	-4.6	+10.9
ChinaWldAdv	CH	20.55	+.08	+2.2	-4.4	+11.1
ClrdTxFrIncA1 m	SL	11.21	-.02	+1.1	+.4	+1.6/B
ClrdTxFrIncAdv	SL	11.21	-.02	+1.1	+.5	+1.7/B
ClrdTxFrIncC m	SL	11.35	-.02	+1.1	-.1	+1.1/D
CnctTxFrIncA1 m	SL	9.97	-.01	+1.2	+.4	+1.2/C
CnsrvAllcA m	CA	14.27	-.08	-.8	-1.4	+4.7
CnsrvAllcC m	CA	13.97	-.07	-.8	-2.0	+4.0
CnsrvAllcR b	CA	14.21	-.08	-.8	-1.5	+4.5
CnvrtSecA m	CV	20.49	-.08	+.1	+6.7	+11.3/A
CnvrtSecAdv	CV	20.50	-.09	+.1	+7.0	+11.6/A
CnvrtSecC m	CV	20.14	-.09	+.1	+5.9	+10.5/A
CorfolioAllcA m	XM	18.34	-.25	-2.6	-2.2	+8.7
CorfolioAllcC m	XM	17.97	-.25	-2.7	-2.9	+7.8
DevMktsA m	EM	18.44	-.12	+1.8	-14.9	+12.7
DevMktsAdv	EM	18.38	-.13	+1.8	-14.7	+13.0
DevMktsC m	EM	17.78	-.12	+1.7	-15.5	+11.9
DynaTechA m	LG	67.58	-.20	-.8	+6.1	+14.9/A
DynaTechAdv	LG	69.67	-.21	-.8	+6.3	+15.2/A
DynaTechC m	LG	56.29	-.18	-.9	+5.3	+14.1/A
DynaTechR b	LG	65.60	-.20	-.8	+5.8	+14.7/A
DynaTechR6	LG	70.33	-.21	-.8	+6.4	+15.4/A
EMSmCpA m	EM	12.94	+.09	+2.4	-13.5	+6.4
EMSmCpAdv	EM	13.10	+.08	+2.5	-13.3	+6.6
EmergMktDbtOpps	EB	11.55	+.01	+.5	-.9	+7.4
EqIncA m	LV	24.27	-.33	-3.3	-1.9	+8.8/B
EqIncC m	LV	24.04	-.33	-3.3	-2.6	+8.0/C
FdrIntTrTFIncA1 m	MI	11.84	-.02	+1.1	+.1	+1.0/E
FdrIntTrTFIncAd	MI	11.87	-.01	+1.1	+.2	+1.1/D
FdrIntTrTFIncC m	MI	11.88	-.01	+1.1	-.4	+.5/E
FdrLtdTrTFIncA1 m	MS	10.28	...	+.8	+1.1	+.5/E
FdrTFIncA1 m	ML	11.54	-.02	+1.2		+1.5/D
FdrTFIncAdv	ML	11.55	-.02	+1.2	+.1	+1.6/D
FdrTFIncC m	ML	11.54	-.01	+1.1	-.5	+.9/E
FloridaTFIncA1 m	SL	10.37	-.01	+1.1	+1.3	+1.5/C
FltngRtDlyAcsA m	BL	8.52	-.05	-1.6	+1.6	+5.1/B
FltngRtDlyAcsAd	BL	8.52	-.06	-1.6	+1.8	+5.3/B
FltngRtDlyAcsC m	BL	8.52	-.06	-1.7	+1.2	+4.6/C
FndngsAlA m	AL	13.27	-.16	-3.0	-5.8	+6.4
FndngsAlAd	AL	13.37	-.16	-3.1	-5.7	+6.6
FndngsAlC m	AL	13.02	-.16	-3.2	-6.6	+5.5
FrgnA m	FV	6.96	-.04	-3.0	-12.8	+4.9
FrgnAdv	FV	6.87	-.03	-3.1	-12.7	+5.2
FrgnC m	FV	6.77	-.03	-3.1	-13.4	+4.1
FrgnR b	FV	6.81	-.04	-3.1	-13.1	+4.6
FrgnR6	FV	6.87	-.03	-3.1	-12.6	+5.3
GlbBalA1 m	IH	2.87	-.01	-2.4	-6.3	+4.0
GlbBalAdv	IH	2.88	-.01	-2.4	-6.1	+4.2
GlbBalC m	IH	2.84	-.02	-2.4	-6.9	+3.2
GlbBalC1 m	IH	2.86	-.02	-2.4	-6.6	+3.5
GlbBdA m	IB	11.61	+.07		+1.8	+3.8
GlbBdAdv	IB	11.56	+.06	-.1	+1.9	+4.0
GlbBdC m	IB	11.64	+.07	-.1	+1.4	+3.4
GlbBdR b	IB	11.61	+.07	-.1	+1.6	+3.5
GlbBdR6	IB	11.56	+.06	-.1	+2.1	+4.2
GlbSmlrCoA m	SW	8.81	-.18	-3.2	-15.3	+6.0
GlbSmlrCoAdv	SW	8.87	-.18	-3.2	-15.2	+6.3
GlbTtlRetA m	IB	11.71	+.07	-.1	+1.9	+4.7/A
GlbTtlRetAdv	IB	11.73	+.07	-.1	+2.2	+5.0/A
GlbTtlRetC m	IB	11.69	+.06	-.2	+1.5	+4.3/A
GlbTtlRetR6	IB	11.72	+.07	-.1	+2.2	+5.1/A
GldPrcMtlsA m	SP	11.98	-.10	+4.0	-23.6	+7.1/E
GldPrcMtlsAdv	SP	12.72	-.11	+4.0	-23.4	+7.4/D
Gr,IncA m	WS	21.55	-3.03	NA	NA	NA/E
Gr,IncAdv	WS	21.55	-3.10	-3.6	-9.8	+5.8
Gr,IncRet b	WS	21.36	-2.96	-3.7	-10.2	+5.2
GrA m	LG	92.91	-1.17	-3.3	-.2	+11.5/B
GrAdv	LG	93.04	-1.17	-3.3		+11.7/B
GrAllcA m	AL	18.29	-.16	-1.6	-2.7	+7.5
GrAllcC m	AL	17.66	-.16	-1.7	-3.4	+6.7
GrAllcR b	AL	18.02	-.15	-1.7	-3.0	+7.2
GrC m	LG	85.12	-1.08	-3.4	-.9	+10.6/C
GrOppsA m	LG	37.25	-.36	-2.5	+2.7	+9.2/D
GrOppsAdv	LG	39.98	-.38	-2.5	+2.9	+9.5/D
GrOppsC m	LG	31.39	-.31	-2.6	+1.9	+8.4/E
GrOppsR6	LG	40.42	-.39	-2.5	+3.0	+9.6/D
GrR b	LG	92.63	-1.17	-3.3	-.5	+11.2/B
GrR6	WS	21.50	-3.11	-3.6	-9.7	+5.9
GrR6	LG	92.92	-1.17	-3.3	+.1	+11.9/B
GrgTxFrIncA1 m	SL	11.50	-.03	+1.2		+1.2/D
GrgTxFrIncC m	SL	11.67	-.03	+1.1	-.6	+.7/E
HYTxFrIncA1 m	HM	9.84	-.02	+1.1	+1.4	+2.2/E
HYTxFrIncAdv	HM	9.88	-.03	+1.1	+1.5	+2.3/E
HYTxFrIncC m	HM	10.04	-.02	+1.1	+1.0	+1.7/E
HiIncA1 m	HY	1.77	...	-.6	-.9	+8.5/A

Continued on **next page**

Mutual Funds

Continued from **previous page**

Name	Obj	NAV	Wk Chg	4-wk Rtn	YTD Rtn	3-yr Rtn/Rk
HiIncAdv	HY	1.77	...	-.6	-1.3	+8.6/A
HiIncC m	HY	1.79	...	-.7	-1.9	+7.9/A
HiIncR b	HY	1.80	...	-.6	-1.7	+8.0/A
IncA1 m	CA	2.19	-.01	-1.8	-3.1	+7.6/A
IncAdv	CA	2.17	-.01	-1.8	-3.0	+7.6/A
IncC m	CA	2.22	-.01	-1.8	-3.5	+6.9/A
IncR b	CA	2.15	-.01	-1.9	-3.5	+7.2/A
IncR6	CA	2.17	-.01	-2.2	-2.9	+7.7/A
InsFrgnSmlrCAdv	FA	20.34	-.34	-2.2	-15.8	+4.6
InsGlbEqAdv	WS	9.24	-.14	-4.0	-10.6	+4.6
InsIntlEqPrmry	FV	18.52	-.11	-2.5	-12.0	+3.6
IntlBdAdv	IB	10.45	+.06	+.3	+2.2	+4.3
IntlGrA m	FG	12.79	-.17	-3.6	-10.0	+8.2
IntlSmCpGrA m	FQ	16.42	-.28	-6.5	-17.9	+2.3
IntlSmCpGrAdv	FQ	16.49	-.28	-6.4	-17.7	+2.5
IntlSmCpGrR6	FQ	16.50	-.27	-6.4	-17.6	+2.7
KNTxFrTFIncA1 m	SL	10.66	-.01	+1.2	+.5	+1.6/C
LS2025RtrTrgA m	TG	12.25	-.09	-1.4	-2.5	+5.4
LS2035RtrTrgA m	TI	12.82	-.12	-1.8	-3.4	+6.1
LsnTxFrTFIncA1 m	SL	10.80	-.03	+1.1	+.4	+1.5/C
LwDrTtlRetA m	CS	9.54	-.02	-.3	+.4	+1.5/B
LwDrTtlRetAdv	CS	9.59	-.02	-.2	+.7	+1.7/B
LwDrTtlRetC m	CS	9.50	-.02	-.3	+.1	+1.1/D
MATFIncA1 m	MT	11.34	-.03	+1.4	-.9	+1.6/A
MichiganTFIncA1 m	SL	11.16	-.02	+1.4	+.2	+1.6/B
MichiganTFIncC m	SL	11.34	-.02	+1.4	-.4	+1.1/D
MicroCpValA m	SV	29.15	-.38	-5.3	-14.2	+6.5/C
MnstTxFrIncA1 m	SM	11.95	-.03	+1.4	-.4	+1.3/C
MnstTxFrIncC m	SM	12.09	-.03	+1.5	-.9	+.7/E
ModAllcA m	MA	15.37	-.10	-1.2	-1.9	+6.2
ModAllcC m	MA	14.91	-.11	-1.2	-2.6	+5.4
ModAllcR b	MA	15.33	-.11	-1.2	-2.2	+5.9
MrylndTFIncA1 m	SL	10.71	-.02	+1.3	+.7	+1.7/B
MsrTxFrIncA1 m	SL	11.34	-.02	+1.0	+.9	+1.5/C
MsrTxFrIncAdv	SL	11.35	-.02	+1.1	+1.0	+1.6/B
MsrTxFrIncC m	SL	11.46	-.02	+1.0	+.4	+1.0/D
MutA m	XM	26.55	-.46	-3.7	-5.1	+6.4
MutBeaconA m	XM	15.28	-.14	-3.3	-5.5	+8.2
MutBeaconC m	XM	15.04	-.15	-3.4	-6.2	+7.4
MutBeaconZ	XM	15.45	-.14	-3.2	-5.2	+8.5
MutC m	XM	26.07	-.45	-3.7	-5.8	+5.6
MutEuropeanA m	ES	18.19	+.06	-3.0	-9.0	+1.6
MutEuropeanC m	ES	18.10	+.06	-3.1	-9.7	+.9
MutEuropeanR6	ES	18.78	+.06	-3.0	-8.7	+2.1
MutEuropeanZ	ES	18.77	+.06	-3.0	-8.8	+1.9
MutFinclSvcsA m	SF	20.19	-.45	-7.4	-15.5	+2.8
MutFinclSvcsC m	SF	19.94	-.45	-7.4	-16.1	+2.0
MutFinclSvcsZ	SF	20.18	-.45	-7.3	-15.3	+3.1
MutGlbDiscvA m	WS	29.11	-.32	-3.9	-7.2	+5.3
MutGlbDiscvC m	WS	28.57	-.32	-4.0	-7.9	+4.5
MutGlbDiscvR b	WS	28.64	-.33	-4.0	-7.5	+5.0
MutGlbDiscvZ	WS	29.74	-.34	-3.9	-7.0	+5.6
MutQuestA m	IH	14.91	-.19	-3.5	-3.5	+6.6
MutQuestC m	IH	14.55	-.19	-3.6	-4.1	+5.8
MutQuestZ	IH	15.16	-.19	-3.5	-3.2	+6.8
MutR b	XM	26.35	-.46	-3.7	-5.3	+6.1
MutR6	XM	26.87	-.46	-3.6	-4.8	+6.8
MutZ	XM	26.87	-.47	-3.6	-4.9	+6.7
NCTxFrIncA1 m	SL	11.20	-.03	+1.1	+.8	+1.2/D
NCTxFrIncAdv	SL	11.20	-.03	+1.0	+.9	+1.3/C
NCTxFrIncC m	SL	11.39	-.02	+1.0	+.2	+.7/E
NJTFIncA1 m	MJ	11.03	-.02	+1.0	+1.0	+1.9/D
NJTFIncAdv	MJ	11.04	-.02	+1.0	+1.1	+2.0/C
NJTFIncC m	MJ	11.18	-.02	+1.0	+.5	+1.3/E
NYIntTFIncA1 m	MN	11.23	-.02	+1.3	-.3	+1.0/D
NYIntTFIncC m	MN	11.27	-.02	+1.3	-.8	+.4/E
NYTxFrIncA1 m	MY	10.68	-.02	+1.0	-.2	+1.1/E
NYTxFrIncAdv	MY	10.69	-.02	+1.1		+1.2/D
NYTxFrIncC m	MY	10.67	-.02	+1.0	-.7	+.5/E
NatrlResA m	SN	21.65	-.89	-8.5	-19.8	+2.9/C
OhioTxFrIncA1 m	MO	12.35	-.02	+1.4		+1.9/A
OhioTxFrIncAdv	MO	12.37	-.02	+1.5	+.1	+2.1/A
OhioTxFrIncC m	MO	12.53	-.01	+1.5	-.5	+1.4/C
OregonTxFrIncA1 m	SL	11.26	-.01	+1.2	+.1	+1.7/B
OregonTxFrIncAd	SL	11.27	-.02	+1.2	+.1	+1.8/B
OregonTxFrIncC m	SL	11.44	-.01	+1.2	-.4	+1.1/D
PETxFrIncA1 m	MP	9.67	-.02	+.9	+.8	+1.7/C
PETxFrIncAdv	MP	9.69	-.01	+.9	+.9	+1.9/C
PETxFrIncC m	MP	9.80	-.02	+.9	+.3	+1.2/E
RisingDivsA m	LB	57.49	-.69	-3.9	-1.6	+11.1/A
RisingDivsAdv	LB	57.42	-.68	-3.9	-1.3	+11.4/A
RisingDivsC m	LB	56.46	-.68	-4.0	-2.3	+10.3/B
RisingDivsR b	LB	57.32	-.69	-4.0	-1.8	+10.8/A
RisingDivsR6	LB	57.41	-.68	-3.9	-1.3	+11.5/A
RlEsttSecA m	SR	20.86	-.49	-.1	-.3	+4.0/D
RlEsttSecAdv	SR	21.07	-.50	-.1	-.1	+4.3/D
RlRetA m	IP	9.67	-.06	-.5	-2.0	+2.0
SelUSEqA m	LG	15.75	-.17	-3.3	-2.5	+5.7/E
SmCpGrA m	SG	22.27	-.60	-4.9	+1.2	+10.4/C
SmCpGrAdv	SG	23.86	-.64	-4.9	+1.4	+10.7/C
SmCpGrC m	SG	18.70	-.51	-5.0	+.5	+9.6/C
SmCpGrR6	SG	24.14	-.66	-4.9	+1.6	+11.0/C
SmCpValA m	SV	49.87	-1.73	-6.2	-10.7	+9.2/A
SmCpValAdv	SV	52.35	-1.82	-6.2	-10.5	+9.4/A
SmCpValC m	SV	44.01	-1.53	-6.3	-11.3	+8.3/B
SmCpValR b	SV	49.27	-1.71	-6.2	-10.9	+8.9/B
SmMidCpGrA m	MG	34.72	-.38	-3.0	-1.7	+8.0/D
SmMidCpGrAdv	MG	37.92	-.41	-3.0	-1.4	+8.3/D
SmMidCpGrC m	MG	24.75	-.28	-3.1	-2.4	+7.2/D
SmMidCpGrR b	MG	31.86	-.35	-3.1	-1.9	+7.8/D
StratIncA m	MU	9.35	-.02	-.5	-1.3	+3.9/C
StratIncAdv	MU	9.36	-.02	-.5	-1.1	+4.2/C
StratIncC m	MU	9.35	-.02	-.5	-1.7	+3.5/D
StratIncR b	MU	9.31	-.02	-.5	-1.5	+3.6/C
TnsMnBdA1 m	SL	10.66	-.03	+1.0		+1.3/C
TtlRetA m	CI	9.32	-.03	+.3	-2.3	+1.3/D
TtlRetAdv	CI	9.38	-.02	+.5	-2.0	+1.6/D
TtlRetC m	CI	9.25	-.03	+.3	-2.7	+1.0/E
TtlRetR6	CI	9.38	-.03	+.4	-2.0	+1.7/C
USGovtSecA1 m	GI	5.86	...	+1.3	-.5	+.3/D
USGovtSecAdv	GI	5.88	...	+1.3	-.3	+.4/D
USGovtSecC m	GI	5.81	-.01	+1.1	-1.1	-.2/E
USGovtSecR6	GI	5.88	...	+1.3	-.2	+.6/C
UtlsA1 m	SU	19.27	+.08	+3.7	+9.2	+14.0/B
UtlsAdv	SU	19.42	+.08	+3.7	+9.3	+14.1/B
UtlsC m	SU	19.17	+.08	+3.7	+8.7	+13.4/B
UtlsR b	SU	19.20	+.08	+3.7	+8.8	+13.6/B
UtlsR6	SU	19.42	+.08	+3.7	+9.4	+14.2/B
VirginiaTFIncA1 m	SL	10.82	-.01	+1.0	+.8	+1.5/C
VirginiaTFIncC m	SL	11.00	-.02	+.9	+.2	+.9/E
WldA m	WS	15.61	-.17	-3.7	-6.7	+6.2
WldAdv	WS	15.61	-.17	-3.7	-6.5	+6.5
Frost Funds						
GrEqInstl x	LG	11.60	-1.87	-2.1	+5.8	+12.1/B
LowDurBdInstl	CS	10.18	...	+.5	+1.6	+1.6/B
MuniBdInstl x	MI	10.18	...	+1.0	+1.2	+1.2/D
TtlRetBdInstl	CS	10.20	-.02	+.2	+1.1	+3.5/A
TtlRetBdInvs b	CS	10.20	-.02	+.3	+1.0	+3.3/A
ValEqInstl x	LV	7.58	-.68	-3.9	-9.6	+5.9/E
FundX						
FlexInc	MU	27.89	-.08	-.9	-1.8	+3.1
Upgrader	XM	59.37	-.42	-1.3	+1.5	+7.7
GE						
RSPInc	CI	11.08	...	+1.0	-1.3	+2.1/B
RSPUSEq	LB	52.66	-.64	-3.3	+.4	+10.6/B
GMO						
AsstAllcBdIII	MU	22.00	-.13	+.5	-.3	+.5
AsstAllcBdVI	MU	22.09	-.13	+.5	-.2	+.6
CorPlusBdIV	CI	21.40	+.03	+1.5	+.7	+2.0
EmCtyDbtIII m	EB	25.40	-1.44	+1.0	-5.6	+6.5
EmCtyDbtIV m	EB	25.36	-1.44	+1.0	-5.6	+6.6
EmMktsII m	EM	30.56	-.23	+1.1	-11.0	+11.7
EmMktsIII m	EM	30.65	-.23	+1.1	-11.0	+11.8
EmMktsIV m	EM	30.37	-.24	+1.1	-11.0	+11.8
EmMktsVI m	EM	30.36	-.24	+1.1	-10.9	+11.9
IntlEqIII	FV	18.65	-.61	-5.3	-19.4	+1.8/D
IntlEqIV	FV	18.62	-.61	-5.2	-19.3	+1.8/D
QualIII	LB	21.12	-3.60	-3.1	+4.2	+14.1/A
QualIV	LB	21.16	-3.60	-3.1	+4.3	+14.2/A
QualV	LB	21.16	-3.60	-3.1	+4.2	+14.2/A
QualVI	LB	21.12	-3.61	-3.0	+4.3	+14.2/A
USEqIII	LB	11.85	-1.49	-4.9	-7.5	+7.9/D
USEqVI	LB	11.76	-1.49	-4.9	-7.4	+8.0/D
USTrs	GS	5.00	...	-79.9	-79.6	-40.9/E
Gabelli						
ABCAAA d	NE	10.45	-.01		+.7	+2.2/C
ABCAdv m	NE	10.31	-.01		+.4	+2.0/C
AsstAAA m	LB	56.27	-.76	-3.9	-4.6	+9.1/C
EqIncAAA m	LB	16.99	-.25	-4.4	-7.6	+6.0/E
GoldAAA m	SP	11.01	-.14	+3.7	-20.1	+10.0/C
SmCpGrAAA m	SB	48.77	-.93	-5.8	-12.4	+7.5/C
SmCpGrI d	SB	49.91	-.96	-5.7	-12.2	+7.8/C
UtlsA m	SU	8.92	+.03	+1.7	+3.8	+11.3/D
UtlsAAA m	SU	8.77	+.04	+1.7	+3.8	+11.3/D
UtlsC m	SU	5.97	+.02	+1.5	+2.9	+10.5/E
Val25A m	MB	14.87	-.27	-4.7	-3.9	+7.3/C
Gamco						
GlbCont&CnctAAA m	SC	19.95	-.22	-2.0	-8.4	+3.1/E
GlbGrAAA m	WS	33.22	-.18	-2.2	-.6	+9.5/A
GrAAA m	LG	59.84	-.10	-2.7	+5.5	+12.3/A
Gateway						
A m	XR	32.25	-.23	-2.0	-2.8	+4.2/B
George Putnam						
BalA m	MA	18.12	-.09	-1.5	-1.6	+7.2/A
BalM m	MA	17.85	-.10	-1.5	-2.1	+6.7/B
BalY	MA	18.18	-.10	-1.5	-1.4	+7.5/A
Gerstein Fisher						
MltFctrGlRlEsSc d	GR	10.78	-.12	+.5	-1.5	+6.0/B
MltFctrGrEq d	LG	21.24	-.25	-4.4	-1.4	+9.7/D
MltFctrIntlGrEq d	FG	13.55	-.01	-3.3	-15.2	+3.3/D
Glenmede						
CorFI	CI	10.56	-.02	+1.1	-1.4	+.8
MuniInterm	MI	10.82	-.03	+1.2	+.8	+1.3
QuIntlEq	FB	12.74	-.12	-2.0	-14.0	+2.0
SmCpEqAdv	SB	22.42	-5.39	-7.3	-10.1	+7.2
StratEq	LB	22.88	-.64	-3.4	-2.3	+11.8
Goldman Sachs						
BalStratA m	TV	10.59	-.23	-.9	-5.8	+3.5/C
CorFlInstl	CI	10.10	...	+1.0	-1.2	+1.6/C
CptlGrA m	LG	19.63	-9.59	-3.8	+.4	+10.8/C
CptlGrInstl	LG	22.59	-9.63	-3.7	+.8	+11.2/B
DynMuniIncA m	MI	15.64	-.04	+.8	+2.5	+3.1/A
DynMuniIncInstl	MI	15.64	-.03	+.9	+2.8	+3.5/A
EMEqA m	EM	17.53	-.09		-20.4	+8.2/C
EMEqInstl	EM	18.82	-.09	+.1	-20.1	+8.7/B
EnhIncInstl	UB	9.39	...		+1.6	+1.6/B
EqGrStratA m	WS	17.09	-.20	-3.1	-9.3	+7.5/C
EqIncA m	LV	35.51	-.90	-2.6	-2.8	+7.4/D
GlbIncInstl	IB	12.02	+.02	+1.1	-.2	+2.0/C
GovtIncA m	GI	14.26	-.02	+1.2	-.6	+.6/C
GrIncStratA m	TV	12.71	-.07	-1.9	-7.3	+4.8/B
GrOppsA m	MG	14.71	-5.98	-3.6	-2.7	+8.2/D
GrOppsInstl	MG	18.55	-6.02	-3.6	-2.4	+8.6/C
GrStratA m	IH	14.38	-.12	-2.6	-9.2	+5.9/B
HQIFltngRtIns	UB	8.71	-.01		+1.9	+1.7/B
HYMuniA m	HM	9.59	-.03	+.9	+4.1	+5.5/A
HYMuniInstl d	HM	9.60	-.03	+1.0	+4.5	+5.8/A
HighYieldA m	HY	6.12	...	-.5	-1.4	+6.2/C
HighYieldInstl d	HY	6.13	-.01	-.5	-1.3	+6.5/C
IncBldrA m	CA	21.41	-.10	-.9	-2.8	+5.2/B
IntlEqInsA m	FB	11.31	-.07	-4.6	-14.6	+5.3/A
IntlEqInsIns	FB	11.65	-.07	-4.6	-14.3	+5.7/A
LgCpGrInsA m	LG	26.91	-2.88	-3.8	-1.9	+11.1/B
LgCpGrInsIns	LG	27.98	-2.90	-3.7	-1.6	+11.6/B
LgCpValA m	LV	13.21	-1.77	-4.0	-6.0	+5.4/E
LgCpValInsA m	LV	19.50	-1.54	-4.8	-5.6	+9.5/B
LgCpValInsInstl	LV	19.49	-1.54	-4.8	-5.3	+9.9/A
MidCpValA m	MB	28.11	-5.36	-4.3	-7.0	+5.7/D

Name	Obj	NAV	Wk Chg	4-wk Rtn	YTD Rtn	3-yr Rtn/Rk
MidCpValInstl	MB	28.53	-5.38	-4.3	-6.6	+6.1/C
ShrtDurGovtA m	GS	9.71	-.01	+.3	+.6	+.6/C
ShrtDurGovtIns	GS	9.68	...	+.3	+.9	+.9/A
ShrtDurTxFrIns	MS	10.53	-.01	+.6	+2.2	+1.4/A
SmCpEqInsIns	SB	23.31	-1.95	-6.3	-5.2	+9.7/B
SmCpValA m	SB	44.63	-7.21	-5.9	-10.5	+8.2/C
SmCpValInstl	SB	48.82	-7.33	-5.9	-10.2	+8.6/B
TechOppsA m	ST	19.08	-5.05	-1.5	+5.6	+16.0/C
USEqInsightsA m	LB	43.46	-2.50	-4.7	-3.3	+10.2/B
USEqInsightsIns	LB	44.98	-2.53	-4.7	-3.0	+10.7/B
GoodHaven						
GoodHaven d	MV	22.13	-.44	-5.3	-8.5	+5.0/E
Green Century						
Bal d	MA	26.15	-.18	-1.7	-.5	+6.1/C
Eq d	LG	40.32	-.22	-2.5	-.9	+10.0/D
Greenspring						
Greenspring	MA	21.77	-.49	-4.7	-7.9	+6.4/B
Guggenheim						
HYA m	HY	10.63	-.02	-1.0	-1.5	+7.5/B
InvmGradeBdA m	CI	18.28	-.02	+.8	+.4	+3.9/A
MidCpValA m	SV	31.18	-1.06	-6.3	-9.3	+10.1/A
StylPlsLgCrA m	LB	21.99	-.33	-4.1	-3.1	+10.6/B
StylPlsMdGrA m	MG	42.88	-.59	-3.9	-3.9	+9.4/C
GuideMark						
CorFISvc b	CI	9.02	...	+1.0	-2.0	+1.0/E
EmMktsSvc b	EM	14.01	-.07	-.5	-15.1	+9.5/B
LgCpCorSvc b	LB	17.14	-.27	-4.5	-2.0	+8.7/D
WldexUSSvc b	FB	8.33	-.07	-4.0	-12.4	+4.3/B
GuideStone Funds						
AggresivAllcInv	WS	11.50	+.10	-2.0	-6.0	+8.5
BalAllcInv	CA	11.79	+.04	-.5	-3.0	+5.4
CnsrvAllcInv	XY	11.33	+.02	-.4	-1.2	+3.6
EqIdxInstl	LB	29.45	+.20	-2.4	+1.0	+12.0
EqIdxInv	LB	29.43	+.20	-2.4	+.8	+11.7
ExtnddDrBdIns	CL	16.69	...	+1.0	-3.7	+3.9
ExtnddDrBdInv	CL	16.69	...	+1.0	-4.0	+3.7
GrAllcInv	AL	11.86	+.06	-1.3	-4.5	+7.1
GrEqInstl	LG	27.00	+.41	+.1	+7.3	+12.7
GrEqInv	LG	26.88	+.42	+.1	+7.1	+12.5
IntlEqInstl	FB	13.82	+.19	-2.1	-12.1	+6.2
IntlEqInv	FB	13.81	+.19	-2.1	-12.3	+5.9
LowDurBdInstl	CS	13.21	...		+.9	+1.4
LowDurBdInv	CS	13.22	...	+.1	+.8	+1.2
MediumDurBdIns	CI	14.22	-.01	+1.1	-1.4	+1.8
MediumDurBdInv	CI	14.22	-.01	+1.1	-1.7	+1.5
SmCpEqInstl	SB	17.03	-.19	-6.2	-7.2	+7.5
SmCpEqInv	SB	17.00	-.18	-6.2	-7.5	+7.3
ValEqInstl	LV	20.98	-.04	-3.9	-6.4	+7.7
ValEqInv	LV	20.96	-.05	-4.0	-6.7	+7.4
Guinness Atkinson						
GlbInvtrsInv	LB	35.63	-.27	-3.5	-15.0	+8.2/D
HSBC						
Oppl	MG	13.41	-.28	-4.3	-6.0	+8.9/C
Hancock Horizon						
BrknrdSmCpInv	SB	59.62	-2.50	-6.2	-10.4	+6.1
Harbor						
BdInstl	CI	11.17	-.03	+.5	-1.1	+2.1
CnvrtSecInstl d	CV	10.36	-.01	-.2	+1.7	+5.4/E
CptlApprecAdmin b	LG	69.45	-.44	-2.4	+1.8	+11.3/B
CptlApprecInstl	LG	70.84	-.45	-2.4	+2.0	+11.6/B
CptlApprecInv b	LG	68.11	-.43	-2.4	+1.7	+11.2/B
HYBdInstl d	HY	9.61	+.01	-.4	-.3	+6.6/C
IntlAdmin b	FB	55.60	-.40	-4.1	-17.5	+1.3/E
IntlGrInstl	FG	13.24	-.11	-3.2	-16.3	+4.0/C
IntlInstl	FB	55.83	-.40	-4.1	-17.3	+1.5/E
IntlInv b	FB	55.19	-.40	-4.1	-17.6	+1.1/E
LgCpValInstl	LB	14.00	-.19	-3.4	-5.8	+10.8/A
MidCpGrInstl	MG	10.56	-.17	-1.4	+2.4	+11.6/B
MidCpValInstl	MV	20.01	-.66	-7.3	-15.0	+4.9/E
RlRetInstl	IP	8.87	-.07	-.1	-2.7	+1.8
SmCpGrInstl	SG	13.37	-.39	-4.6	-7.2	+8.0/D
SmCpValInstl	SB	31.55	-1.05	-7.0	-13.1	+9.6/B
SmCpValInv b	SB	30.69	-1.02	-7.1	-13.4	+9.2/B
Harding Loevner						
EmMktsAdv d	EM	49.57	+.73	+1.1	-16.3	+9.4
GlbEqAdv d	WS	34.88	+.06	-2.2	-6.2	+9.9
IntlEqInstl d	FG	20.24	+.15	-1.8	-11.2	+7.3
Hartford						
BalA m	MA	23.09	-.16	-1.8	-3.5	+5.8/C
BalC m	MA	23.06	-.17	-1.9	-4.2	+5.1/D
BalHLSIA	MA	28.88	-.24	-1.9	-2.9	+6.3/B
BalHLSIB b	MA	29.25	-.25	-1.9	-3.2	+6.0/C
BalIncA m	CA	13.82	-.07	-.8	-3.6	+6.4/A
BalIncC m	CA	13.60	-.07	-.9	-4.4	+5.6/B
BalIncI	CA	13.83	-.07	-.7	-3.4	+6.7/A
BalIncR3 b	CA	13.86	-.07	-.8	-4.0	+6.0/A
BalIncR4 b	CA	13.87	-.07	-.8	-3.7	+6.4/A
CapAppHLSIA	LG	42.50	-.73	-3.2	-3.7	+8.2/E
CapAppHLSIB b	LG	41.74	-.72	-3.3	-3.9	+7.9/E
ChecksandBalsA m	MA	9.26	-.08	-1.6	-1.3	+7.0/A
ChecksandBalsC m	MA	9.18	-.08	-1.7	-2.1	+6.2/B
CnsrvAllcA m	CA	10.12	-.07	-.8	-2.6	+3.9
CorEqA m	LB	29.20	-.43	-3.2	+1.3	+9.5/C
CorEqC m	LB	26.61	-.40	-3.3	+.6	+8.6/D
CorEqY	LB	29.63	-.43	-3.2	+1.6	+9.8/C
CptlApprecA m	LB	37.24	-.57	-2.7	-.8	+8.5/D
CptlApprecC m	LB	28.78	-.45	-2.7	-1.5	+7.7/D
CptlApprecI	LB	37.45	-.58	-2.7	-.6	+8.8/D
CptlApprecY	LB	43.33	-.67	-2.7	-.5	+8.9/D
DiscpEqHLSIA	LB	14.25	-.21	-3.3	+1.2	+9.6/C
DiscpEqHLSIB b	LB	14.05	-.21	-3.3	+1.0	+9.4/C
DivandGrA m	LV	24.94	-.35	-3.2	-2.3	+10.1/A
DivandGrC m	LV	24.06	-.34	-3.3	-3.0	+9.3/B
DivandGrHLSIA	LV	21.04	-.30	-3.2	-2.0	+10.6/A
DivandGrHLSIB b	LV	20.88	-.30	-3.2	-2.3	+10.3/A
DivandGrI	LV	24.83	-.35	-3.2	-2.0	+10.3/A
DivandGrR3 b	LV	25.25	-.36	-3.2	-2.6	+9.7/A
DivandGrR4 b	LV	25.44	-.35	-3.2	-2.3	+10.0/A
DivandGrR5	LV	25.55	-.35	-3.1	-2.0	+10.4/A
DivandGrY	LV	25.55	-.36	-3.2	-2.0	+10.5/A
EmMktsLclDbtY	XP	5.50	-.04	+.5	-9.6	+5.6/A
EqIncA m	LV	19.05	-.35	-2.9	-5.0	+9.2/B
EqIncC m	LV	18.93	-.34	-3.0	-5.7	+8.4/C
EqIncI	LV	18.95	-.35	-2.9	-4.8	+9.5/B
EqIncR4 b	LV	19.10	-.35	-2.9	-5.1	+9.2/B
EqIncY	LV	19.25	-.34	-2.9	-4.7	+9.6/B
FltngRtA m	BL	8.42	-.07	-2.4	+.5	+5.3/A
FltngRtC m	BL	8.41	-.07	-2.5	-.2	+4.5/C
FltngRtHiIncA m	BL	9.72	-.07	-2.2	+.9	+6.3/A
FltngRtHiIncC m	BL	9.72	-.07	-2.4	+.2	+5.5/A
FltngRtHiIncI	BL	9.73	-.07	-2.2	+1.1	+6.6/A
FltngRtI	BL	8.43	-.07	-2.4	+.8	+5.6/A
FltngRtY	BL	8.41	-.07	-2.4	+.8	+5.6/A
GlbAllAsstA m	IH	9.74	-.05	-1.0	-8.6	+4.5
GlbGrHLSIA	WS	25.25	-.21	-2.6	-1.0	+10.8/A
GlbGrHLSIB b	WS	24.99	-.21	-2.6	-1.3	+10.5/A
GlbRlAsstY	IH	8.65	-.14	-2.9	-8.3	+6.9/A
GrAllcA m	AL	11.71	-.16	-2.1	-3.9	+6.6
GrAllcC m	AL	11.46	-.16	-2.3	-4.6	+5.8
GrOppsA m	LG	44.63	-.81	-2.3	+4.4	+10.9/C
GrOppsC m	LG	28.53	-.52	-2.3	+3.6	+10.1/C
GrOppsHLSIA	LG	35.34	-.62	-2.1	+5.1	+11.5/B
GrOppsHLSIB b	LG	33.67	-.59	-2.2	+4.9	+11.2/B
GrOppsI	LG	46.69	-.84	-2.2	+4.7	+11.2/B
GrOppsR4 b	LG	47.05	-.86	-2.3	+4.3	+10.9/C
GrOppsY	LG	49.79	-.90	-2.2	+4.7	+11.3/B
HCA m	SH	33.94	-.53	-1.5	+1.2	+4.9/D
HCC m	SH	27.59	-.44	-1.5	+.5	+4.1/D
HCHLSIA	SH	21.45	-.33	-1.3	+1.5	+5.3/C
HCI	SH	35.66	-.56	-1.4	+1.5	+5.2/C
HYA m	HY	7.02	...	-.7	-1.3	+6.5/C
HYHLSIA	HY	7.62	...	-.8	-1.2	+7.1/B
InflPlusA m	IP	10.31	-.06	-.2	-1.7	+1.5/C
IntlGrA m	FG	13.40	-.09	-3.5	-12.7	+4.6/C
IntlOppsA m	FB	14.09	-.10	-3.5	-16.9	+2.0/D
IntlOppsHLSIA	FB	14.24	-.10	-3.5	-16.8	+2.5/D
IntlOppsHLSIB b	FB	14.43	-.10	-3.5	-17.0	+2.3/D
IntlOppsI	FB	14.03	-.10	-3.5	-16.7	+2.3/D
IntlOppsR4 b	FB	14.57	-.10	-3.4	-16.9	+2.0/D
IntlOppsR5	FB	14.73	-.11	-3.5	-16.7	+2.3/D
IntlOppsY	FB	14.82	-.10	-3.5	-16.6	+2.4/D
IntlSmCoY	FR	12.89	-.32	-8.1	-24.1	-.4/E
IntlValY	FV	14.85	-.18	-4.7	-15.8	+7.1/A
MidCpA m	MG	28.71	-.70	-3.3	-4.4	+10.1/C
MidCpC m	MG	20.92	-.50	-3.4	-5.0	+9.3/C
MidCpGroHLSIA	SB	7.47	-.18	-3.0	-6.3	+8.3/C
MidCpHLSIA	MG	35.20	-.84	-3.2	-4.1	+10.5/B
MidCpI	MG	29.56	-.71	-3.3	-4.1	+10.3/B
MidCpR3 b	MG	31.83	-.77	-3.3	-4.7	+9.7/C
MidCpR4 b	MG	33.07	-.80	-3.3	-4.4	+10.1/C
MidCpR5	MG	33.99	-.82	-3.3	-4.1	+10.4/B
MidCpValA m	MB	13.89	-.43	-6.0	-11.6	+4.4/D
MidCpValHLSIA	MB	10.41	-.32	-6.0	-11.4	+4.8/D
MidCpValHLSIB b	MB	10.32	-.32	-6.1	-11.6	+4.6/D
MidCpY	MG	34.31	-.82	-3.3	-4.1	+10.5/B
ModAllcA m	MA	11.55	-.11	-1.5	-3.6	+5.3
MuniOppsA m	MI	8.45	-.01	+1.2	+.9	+2.0/A
MuniOppsC m	MI	8.45	-.02	+1.1		+1.2/D
MuniOppsI	MI	8.47	-.01	+1.2	+1.1	+2.3/A
QualityValueA m	LV	19.31	-.34	-4.2	-5.3	+8.1/C
SchrEMEqI	EM	14.15	-.06	-.7	-15.0	+10.5/A
SchrInStkI	FB	11.81	-.10	-3.0	-10.8	+5.4/A
SchrUSSCOpI	SB	25.06	-.72	-6.4	-7.9	+8.6/B
SchrUSSMCOpI	MB	13.67	-.37	-5.1	-7.7	+8.5/B
ShrtDurA m	CS	9.63	-.02	-.4	+.3	+1.8/B
ShrtDurC m	CS	9.63	-.02	-.5	-.4	+1.0/D
ShrtDurI	CS	9.65	-.02	-.4	+.6	+2.1/A
SmCoA m	SG	20.96	-.58	-4.6	-.6	+9.3/D
SmCoHLSIA	SG	19.10	-.53	-4.6	-.5	+9.8/C
SmCpGrA m	SG	50.82	-1.40	-6.0	-9.0	+7.4/E
SmCpGrHLSIA	SG	27.75	-.74	-5.9	-8.4	+8.0/D
SmCpGrHLSIB b	SG	26.91	-.72	-5.9	-8.6	+7.7/E
SmCpGrI	SG	52.65	-1.45	-6.0	-8.7	+7.7/E
SmCpGrY	SG	55.45	-1.52	-6.0	-8.6	+7.9/D
StkHLSIA	LB	82.29	-1.05	-2.8	+3.5	+10.5/B
StkHLSIB b	LB	82.06	-1.06	-2.8	+3.2	+10.2/B
StratIncA m	MU	8.34	-.01	-.5	-1.8	+5.4/A
StratIncI	MU	8.37	-.01	-.5	-1.6	+5.6/A
TtlRetBdA m	CI	9.97	...	+.9	-1.5	+2.3/B
TtlRetBdHLSIA	CI	10.71	...	+.8	-1.2	+2.8/A
TtlRetBdHLSIB b	CI	10.65	...	+.8	-1.4	+2.5/B
TtlRetBdY	CI	10.10	...	+.9	-1.1	+2.6/A
USGovtSecHLSIA	CI	9.98	-.02	+.7	+.1	+.9/E
UltrShrtBdHLSIA	UB	10.08	...		+1.4	+1.1/D
UltrShrtBdHLSIB b	UB	10.08	...	+.1	+1.2	+.9/E
ValHLSIA	LV	13.74	-.25	-3.7	-6.6	+7.5/D
ValHLSIB b	LV	13.68	-.26	-3.8	-6.8	+7.2/D
WldBdA m	IB	10.68	-.03	+.7	+2.3	+2.1/C
WldBdC m	IB	10.47	-.03	+.6	+1.6	+1.4/D
WldBdI	IB	10.76	-.03	+.7	+2.6	+2.4/B
WldBdY	IB	10.79	-.03	+.7	+2.6	+2.5/B
Heartland						
SelValInv m	MV	27.72	-.69	-4.7	-1.3	+10.6/A
ValInv m	SV	37.02	-1.22	-6.5	-10.1	+5.5/D
ValPlusInv m	SV	29.84	-.99	-8.3	-10.3	+7.9/B
Hennessy						
CrnrstnGrInv b	SB	17.90	-.70	-8.7	-18.7	+1.0/E
CrnrstnLgGrInv b	LV	9.41	-.16	-6.4	-4.8	+9.0/B
CrnrstnMC30Ins	MB	11.82	-.17	-5.3	-19.3	+1.1/E
CrnrstnMC30Inv b	MB	11.44	-.16	-5.3	-19.5	+.8/E
CrnrstnValInv b	LV	16.33	-.25	-4.0	-6.0	+10.1/A
EqandIncInstl	MA	13.44	-.14	-2.7	-2.2	+6.0
EqandIncInv b	MA	14.24	-.15	-2.7	-2.6	+5.5
FocInstl	MG	68.85	-.81	-4.9	-7.7	+6.0/E
FocInv b	MG	66.92	-.79	-4.9	-8.1	+5.6/E
GasUtilityInv b	SU	27.30	+.12	+2.3	+3.1	+11.1/E
JapanInstl	JS	34.51	-.39	+.2	-3.6	+12.8/A
JapanInv b	JS	33.45	-.38	+.1	-4.0	+12.3/A
SmCpFinclInv b	SF	19.42	-.68	-5.1	-14.2	+4.8/D

Name	Obj	NAV	Wk Chg	4-wk Rtn	YTD Rtn	3-yr Rtn/Rk
TtlRetInv b	MA	13.31	-.01	+.1	+2.8	+9.3/A
Highland						
FIA m	CI	12.53	-.02	-.3	-.4	+2.9/A
FIY	CI	12.52	-.01	-.3	-.2	+3.2/A
GlbAllcA m	IH	8.58	+.05	+.5	+6.0	+14.0/A
PremGrEqA m	LG	24.37	-.23	-1.7	-9.8	+6.2/E
Hodges						
Retail m	MG	31.52	-5.59	-14.3	-30.2	+3.6/E
SmCpRetail m	SB	16.01	-1.58	-10.6	-13.7	+2.9/E
Homestead						
ShrtTrmBd	CS	5.17	...	+.2	+1.5	+1.6/B
ShrtTrmGovtSec	GS	5.13	...	+.3	+.9	+.7/B
SmCoStk	SB	33.44	-1.22	-9.7	-23.5	+.7/E
StkIdx	LB	19.64	-.25	-2.5	+.4	+11.2
Val	LV	52.34	-.76	-2.7	-4.5	+9.9/A
Hood River						
SmCpGrInstl d	SG	35.24	-2.67	-5.8	-2.7	+10.9/C
Hotchkis & Wiley						
HYA m	HY	11.36	-.05	-1.0	-1.6	+7.5/B
HYI d	HY	11.43	-.05	-1.1	-1.4	+7.8/A
LgCpValA m	LV	28.86	-1.66	-7.3	-11.2	+8.5/C
LgCpValI	LV	28.95	-1.80	-7.3	-11.0	+8.8/B
MidCpValA m	MV	30.91	-2.40	-11.3	-14.3	+4.6/E
MidCpValI	MV	31.42	-2.49	-11.3	-14.1	+4.9/E
SmCpValI	SV	49.58	-7.15	-8.4	-10.4	+6.0/D
ValOppsA m	XM	24.60	-3.26	-6.9	-7.8	+8.2/A
ValOppsIns	XM	24.53	-3.34	-6.9	-7.6	+8.5/A
Hussman						
StratGr d	NE	6.64	...	+.6	+5.9	-6.9/E
StratTtlRet d	TV	11.94	-.02	+2.2	+.1	+3.2/D
ICM						
SmCo	SB	29.49	-1.05	-7.3	-10.8	+10.3/A
ICON						
EngyS	EE	9.90	-.58	-6.1	-20.1	-.6
HCS	SH	17.73	-.31	-2.3	+11.4	+9.6
NatrlResS	SN	13.60	-.55	-2.3	-13.1	+8.0
INVESCO						
AmericanValA m	MV	34.27	-.41	-6.5	-7.6	+5.7
AmericanValC m	MV	28.07	-.34	-6.6	-8.3	+5.0
AsiaPacGrA m	PJ	32.06	+.59	+3.7	-9.4	+8.8
BalRkAllcA m	IH	10.26	-.03	+1.3	-5.4	+4.9
BalRkAllcC m	IH	9.74	-.02	+1.2	-6.0	+4.2
BalRkAllcY	IH	10.43	-.03	+1.3	-5.1	+5.2
ChtrA m	LB	17.28	+.02	-2.3	-4.3	+6.8
ChtrC m	LB	16.16	+.02	-2.4	-4.9	+6.0
ComStkA m	LV	24.57	-.25	-5.1	-7.6	+9.2
ComStkC m	LV	24.54	-.25	-5.2	-8.3	+8.4
CorpBdA m	TW	6.84	...	-.5	-4.0	+3.3
DivIncA m	LV	23.34	+.03	-1.8	-2.6	+7.7
DivIncInv b	LV	23.56	+.03	-1.7	-2.6	+7.7
DiversDivA m	LV	19.36	-.02	-2.6	-3.5	+6.6
DiversDivC m	LV	19.09	-.03	-2.7	-4.2	+5.8
DiversDivInv b	LV	19.35	-.02	-2.6	-3.4	+6.6
DvlpngMktsA m	EM	30.95	+.13	+1.6	-17.8	+9.0
EndeavorA m	MB	17.51	-.28	-5.4	-12.9	+8.1
EngyA m	EE	20.53	-.32	-7.3	-18.4	-2.7
EngyC m	EE	17.48	-.28	-7.3	-19.0	-3.4
EngyInv b	EE	20.44	-.32	-7.3	-18.4	-2.7
EqWtSP500A m	LB	58.27	-.12	-3.4	-2.8	+10.1
EqWtSP500C m	LB	55.55	-.12	-3.5	-3.5	+9.3
EqWtSP500Y	LB	58.93	-.12	-3.4	-2.6	+10.4
EqandIncA m	MA	10.20	-.06	-3.5	-5.9	+6.5
EqandIncC m	MA	10.00	-.06	-3.6	-6.6	+5.7
EuropeanGrA m	ES	34.41	-.08	-3.4	-16.6	+1.5
EuropeanGrC m	ES	31.85	-.08	-3.5	-17.2	+.7
EuropeanGrInv b	ES	34.34	-.08	-3.4	-16.5	+1.5
EuropeanSmCoA m	ES	14.30	-.15	-3.7	-13.8	+6.1
FltngRtA m	BL	7.34	-.06	-2.2	+1.0	+5.4/A
FltngRtC m	BL	7.31	-.06	-2.2	+.6	+4.9/B
GlbCorEqA m	WS	14.46	+.04	-2.4	-10.7	+6.0
GlbCorEqC m	WS	13.69	+.05	-2.4	-11.3	+5.3
GlbGrA m	WS	28.91	+.16	-1.7	-9.6	+4.1
GlbLwVlEqYldA m	WS	12.60	+.06	-3.4	-8.1	+4.0
GlbRlEsttA m	GR	13.06	-.12	+1.2	-1.8	+5.1
GlbSmMidCpGrA m	SW	17.57	-.10	-3.9	-11.3	+4.2
GldPrcMtlsA m	SP	3.13	-.02	+3.3	-24.8	+7.4/D
GrAllcA m	AL	15.21	+.03	-1.8	-5.2	+6.6
GrAllcC m	AL	14.97	+.03	-1.9	-5.9	+5.8
GrandIncA m	LV	24.54	-.18	-5.1	-8.0	+8.5
GrandIncC m	LV	24.22	-.18	-5.1	-8.6	+7.8
HCA m	SH	38.12	+.52	-.6	+7.2	+4.3
HCInv b	SH	38.13	+.52	-.6	+7.2	+4.3
HYA m	HY	3.95	+.01	-.9	-1.1	+5.4
HYC m	HY	3.94	+.01	-.7	-1.8	+4.6
HYInv b	HY	3.95	+.01	-.8	-1.0	+5.4
HYMuniA m	HM	9.77	-.02	+1.2	+.8	+3.8/B
HYMuniC m	HM	9.73	-.03	+1.0		+3.0/C
HYR5	HY	3.94	+.01	-.8	-.8	+5.8
IncomeA m	MU	8.43	-.01	-.5	-2.1	+.1
IntermTrmMnIncA m	MI	10.90	-.02	+1.0	+.4	+1.8/B
IntlAllcA m	FB	10.51	+.06	-1.4	-13.9	+4.9
IntlGrA m	FG	31.54	+.32	-1.1	-13.1	+2.4
IntlGrC m	FG	28.82	+.28	-1.2	-13.7	+1.7
IntlGrR5	FG	32.10	+.32	-1.1	-12.8	+2.8
IntlSmCoA m	FQ	16.01	-.14	-2.4	-17.2	+6.4
LtdTrmMnIncA m	MS	11.16	-.01	+.7	+.6	+.8/C
MidCpCorEqA m	MB	19.68	...	-3.5	-8.6	+5.7
MidCpCorEqC m	MB	11.59	...	-3.5	-9.2	+4.9
MidCpGrA m	MG	37.11	-.13	-4.9	-1.7	+7.2
MidCpGrC m	MG	27.61	-.10	-5.0	-2.4	+6.4
ModAllcA m	MA	12.91	+.02	-1.3	-4.1	+5.6
ModAllcC m	MA	12.79	+.02	-1.4	-4.8	+4.8
MuniIncA m	ML	12.90	-.03	+1.0	-.4	+2.1/C
NYTxFrIncA m	MY	15.03	-.03	+1.1	-.4	+1.5/C
PETxFrIncA m	MP	15.83	-.03	+1.1	+.2	+2.1/B
QualIncA m	CI	11.40	-.03	+1.3	-1.0	+1.0
RlEsttA m	SR	21.23	-.34	+.2	+.7	+6.2
RlEsttC m	SR	21.09	-.34	+.2		+5.4
SP500IdxA m	LB	29.02	+.19	-2.5	+.5	+11.2
SP500IdxC m	LB	27.86	+.18	-2.5	-.3	+10.4
SP500IdxY	LB	29.42	+.20	-2.5	+.7	+11.5
SelCoA m	SB	16.90	-.24	-5.1	-10.1	+11.0
ShTBdA m	CS	8.42	...	-.1	+.5	+1.6
ShTBdC b	CS	8.41	-.01	-.1		+1.2
SmCpDiscvA m	SG	9.67	-.11	-5.2	+.1	+8.9
SmCpEqA m	SB	13.67	-.17	-6.8	-10.9	+4.4
SmCpGrA m	SG	35.84	-.21	-4.5	-3.9	+10.4
SmCpGrInv b	SG	37.68	-.21	-4.4	-3.9	+10.4
SmCpGrR b	SG	33.14	-.19	-4.5	-4.2	+10.1
SmCpGrR5	SG	40.51	-.23	-4.4	-3.6	+10.8
SmCpValA m	SV	15.04	-.66	-9.7	-20.7	+3.6
SummitP b	LG	20.58	+.32	-1.0	+3.4	+11.9
TechA m	ST	46.74	+1.14	+.3	+5.7	+12.6
TechInv b	ST	46.51	+1.13	+.3	+5.8	+12.7
TechSectA m	ST	23.35	+.56	+.3	+5.7	+12.5
IVA						
IntlA m	FQ	14.61	-1.26	-.3	-10.6	+2.7
IntlI d	FQ	14.62	-1.30	-.3	-10.3	+3.0
WldwideA m	IH	16.06	-1.74	-1.5	-5.4	+4.8
WldwideC m	IH	15.71	-1.60	-1.5	-6.1	+4.0
WldwideI d	IH	16.11	-1.77	-1.4	-5.1	+5.1
Intrepid						
EnduranceInv m	SV	13.53	-.03	-.7	-4.4	+1.9/E
361						
MgdFutsStratI		11.94	+.09	+4.9	+2.0	+2.7/A
InvestEd						
Bal m	MA	11.28	-.07	-1.7	-3.2	+5.3/D
Cnsrv m	CA	10.47	-.05	-.9	-2.0	+3.5/E
Gr m	AL	12.09	-.10	-2.4	-4.1	+6.5/C
IronBridge						
SMIDCp	MG	9.69	-1.70	-5.2	-2.0	+7.9/D
SmCp	SG	11.82	-5.55	-5.2	-1.2	+7.5/E
Ironclad Funds						
MgdRk d	XR	9.94	-.04		+5.7	+4.1/C
Ivy						
AsstStratA m	IH	19.27	-.28	-2.1	-3.7	+2.4/E
AsstStratC m	IH	18.07	-.25	-2.1	-4.3	+1.7/E
AsstStratI	IH	19.55	-.28	-2.1	-3.4	+2.7/E
AsstStratY b	IH	19.33	-.28	-2.1	-3.7	+2.5/E
BalA m	MA	22.02	-2.48	-2.4	-1.4	+4.3/E
BalC m	MA	21.86	-2.43	-2.5	-2.0	+3.6/E
CorEqA m	LG	12.42	-2.13	-3.8	-1.6	+7.5/E
EmMktsEqA m	EM	16.83	-.22		-19.6	+9.0/B
EmMktsEqC m	EM	14.44	-.13	+.1	-20.0	+8.1/C
EmMktsEqI	EM	17.36	-.30	+.1	-19.2	+9.4/B
EngyA m	EE	8.75	-.56	-13.5	-29.3	-6.3/D
GlbBdA m	MU	9.40	-.09	+.4	-.8	+4.1/C
GlbBdI	MU	9.40	-.09	+.4	-.5	+4.4/B
GlbGrA m	WS	39.16	-5.12	-4.1	-3.7	+5.8/D
GlbGrI	WS	40.01	-5.26	-4.1	-3.5	+6.2/D
HiIncA m	HY	7.08	-.04	-.9	-.3	+8.0/A
HiIncC m	HY	7.08	-.04	-1.0	-.9	+7.3/B
HiIncI	HY	7.08	-.04	-.9		+8.3/A
HiIncY b	HY	7.08	-.04	-.9	-.3	+8.0/A
IntlCorEqA m	FB	15.49	-.34	-4.3	-16.5	+2.4/D
IntlCorEqC m	FB	13.66	-.32	-4.4	-17.0	+1.6/E
IntlCorEqI	FB	15.57	-.35	-4.3	-16.2	+2.7/D
IntlCorEqY b	FB	15.60	-.34	-4.3	-16.4	+2.4/D
LgCpGrA m	LG	20.17	-.22	-2.7	+5.0	+11.5/B
LgCpGrC m	LG	16.28	-.19	-2.8	+4.2	+10.7/C
LgCpGrI	LG	21.36	-.22	-2.7	+5.3	+11.8/B
LtdTrmBdA m	CS	10.60	...	+.4	+.1	+1.2/C
LtdTrmBdI	CS	10.60	...	+.4	+.4	+1.5/B
MgdIntlOppsA m	FB	10.14	-.09	-3.8	-14.7	+3.3/C
MidCpGrA m	MG	21.57	-2.36	-4.3	+3.3	+12.3/A
MidCpGrC m	MG	17.97	-2.32	-4.4	+2.6	+11.5/B
MidCpGrI	MG	23.45	-2.38	-4.3	+3.6	+12.6/A
MidCpGrY b	MG	22.63	-2.38	-4.3	+3.3	+12.3/A
MuniBdA m	MI	11.55	-.02	+.8	+.5	+1.5/C
MuniHiIncA m	HM	4.96	-.01	+.8	+1.4	+2.3/E
MuniHiIncC m	HM	4.96	-.01	+.7	+.8	+1.5/E
MuniHiIncI	HM	4.96	-.01	+.8	+1.7	+2.5/D
NaturalResA m	SN	12.42	-.50	-7.7	-20.8	+.3/E
NaturalResI	SN	12.96	-.60	-7.7	-20.4	+.8/D
PzenaIntlValA m	WS	14.27	-2.04	-4.9	-14.2	+4.4/E
SciAndTechA m	ST	55.29	-7.94	-2.3	-1.5	+10.8/E
SciAndTechC m	ST	46.26	-7.85	-2.4	-2.2	+10.0/E
SciAndTechY b	ST	58.71	-7.97	-2.3	-1.5	+10.9/E
SciandTechI	ST	61.64	-8.00	-2.3	-1.3	+11.1/E
SciandTechR b	ST	53.56	-7.92	-2.3	-1.9	+10.5/E
SecCrBdA m	CI	10.32	-.02	+.4	-1.5	+2.5/B
SecReEsSecsA m	SR	22.69	-1.95	+.6	+.4	+4.4/D
SecReEsSecsY b	SR	22.73	-1.95	+.6	+.6	+4.6/C
SmCpGrA m	SG	15.17	-.38	-5.3	-.6	+11.8/B
SmCpGrC m	SG	11.69	-.32	-5.4	-1.3	+11.0/C
SmCpGrInstl	SG	20.65	-.50	-5.3	-.3	+12.2/B
SmCpGrY b	SG	19.32	-.48	-5.4	-.6	+11.9/B
SmCpValA m	SB	15.26	-2.85	-7.0	-7.3	+10.8/A
ValA m	LV	21.20	-1.68	-5.2	-4.9	+6.7/E
JPMorgan						
CATaxFrBdI	MF	10.39	-.01	+1.3	+.6	+1.2
CPBondA m	CI	7.99	...	+1.0	-1.2	+2.0
CPBondC m	CI	8.03	...	+1.1	-1.8	+1.4
CPBondI	CI	7.99	...	+1.0	-.8	+2.3
CPBondR6	CI	7.99	...	+1.2	-.7	+2.4
CoreBondA m	CI	11.20	-.01	+1.1	-1.1	+1.3
CoreBondC m	CI	11.27	-.01	+1.1	-1.6	+.7
CoreBondI	CI	11.19	-.01	+1.2	-.9	+1.5
CoreBondR5	CI	11.18	-.01	+1.1	-.8	+1.6
CoreBondR6	CI	11.21	-.01	+1.1	-.7	+1.7
DiversifiedA m	MA	15.03	-1.44	-1.5	-5.8	+5.7
DiversifiedI	MA	15.13	-1.44	-1.4	-5.5	+6.0
DiversifiedL	MA	15.11	-1.44	-1.4	-5.3	+6.2
EmMktsEqA m	EM	24.43	-.23	+2.1	-14.7	+12.3
EmMktsEqI	EM	25.05	-.25	+2.2	-14.5	+12.6
EmMktsEqL	EM	25.25	-.24	+2.2	-14.4	+12.8
EqIncA m	LV	16.01	-.75	-2.6	-.7	+10.6

Name	Obj	NAV	Wk Chg	4-wk Rtn	YTD Rtn	3-yr Rtn/Rk
EqIncI	LV	16.30	-.75	-2.6	-.4	+10.9
EquityIndexA m	LB	39.85	-.63	-2.5	+.6	+11.4
EquityIndexC m	LB	39.44	-.63	-2.5		+10.6
EquityIndexI	LB	39.91	-.63	-2.5	+.8	+11.6
EurpDnycA m	ES	21.80	+.04	-4.4	-17.0	-.3
EurpDnycI	ES	22.25	+.03	-4.3	-16.8	
EurpDnycL	ES	22.46	+.04	-4.3	-16.7	+.2
GovernmentBondI	GI	10.21	-.02	+1.3	-.4	+.9
GrowthAdvtgA m	LG	18.26	-1.90	-2.2	+3.8	+13.1
GrowthAdvtgI	LG	18.86	-1.91	-2.2	+4.0	+13.3
GrowthAndIncA m	LV	45.02	-3.08	-3.5	-3.7	+9.6
HighYieldA m	HY	6.95	...	-.9	-.7	+6.3
HighYieldC m	HY	6.96	...	-1.0	-1.3	+5.8
HighYieldI	HY	6.99	...	-.9	-.5	+6.5
HighYieldR6	HY	6.99	...	-.9	-.4	+6.7
IntermTxFrBdA m	MI	10.78	-.01	+1.3	+.2	+.9
IntermTxFrBdI	MI	10.59	-.01	+1.4	+.5	+1.2
IntlAdvgA m	FB	18.39	-.11	-4.1	-15.5	+2.0
IntlEqA m	FB	14.79	-.26	-2.7	-15.8	+4.0
IntlEqI	FB	15.04	-.27	-2.6	-15.6	+4.3
IntlRsrchEnhEqA m	FB	16.18	-.11	-2.4	-12.5	+3.8
IntlRsrchEnhEqI	FB	16.39	-.11	-2.4	-12.3	+4.0
IntlValueA m	FV	11.72	-.10	-4.1	-17.1	+1.7
IntlValueI	FV	12.02	-.11	-4.0	-16.8	+2.0
IntlValueL	FV	11.97	-.10	-4.0	-16.7	+2.1
IntrepidAmrA m	LB	33.34	-5.54	-3.5	-2.1	+9.5
IntrepidAmrI	LB	34.50	-5.54	-3.5	-1.9	+9.8
IntrepidGrR5	LG	50.04	-6.00	-2.4	+1.5	+13.0
IntrepidGrowthA m	LG	49.72	-6.00	-2.4	+1.1	+12.5
IntrepidGrowthI	LG	50.67	-6.01	-2.4	+1.4	+12.8
IntrepidMidCapA m	MB	16.54	-4.63	-4.6	-6.9	+7.4
IntrepidMidCapI	MB	17.70	-4.65	-4.6	-6.7	+7.6
IntrepidValueA m	LV	28.63	-4.24	-4.5	-4.2	+8.2
IntrepidValueI	LV	28.81	-4.24	-4.4	-4.0	+8.4
IntrepidValueR5	LV	28.91	-4.25	-4.4	-3.8	+8.6
InvCnsrvGrA m	CA	11.86	-.45	-.4	-2.1	+4.0
InvCnsrvGrC m	CA	11.80	-.45	-.5	-2.6	+3.4
InvCnsrvGrI	CA	11.94	-.44	-.5	-1.9	+4.2
InvGrIncA m	AL	15.58	-1.02	-1.9	-3.9	+6.8
InvGrIncC m	AL	15.09	-1.01	-2.0	-4.4	+6.2
InvGrIncI	AL	15.32	-1.02	-1.9	-3.6	+7.1
InvestorBalA m	MA	13.99	-.77	-1.3	-3.1	+5.5
InvestorBalC m	MA	13.74	-.78	-1.4	-3.6	+4.9
InvestorBalI	MA	14.02	-.78	-1.3	-2.8	+5.8
InvestorGrowthA m	XM	18.26	-1.23	-2.7	-5.3	+8.1
InvestorGrowthC m	XM	16.95	-1.22	-2.8	-5.8	+7.5
InvestorGrowthI	XM	18.68	-1.23	-2.7	-5.1	+8.4
LCapGrA m	LG	33.73	-5.40	-2.0	+6.0	+13.4
LCapGrI	LG	34.16	-5.40	-2.0	+6.2	+13.6
LargeCapValueA m	LV	12.83	-1.26	-6.1	-11.2	+8.9
LargeCapValueI	LV	12.60	-1.25	-6.1	-11.0	+9.1
LtdDurBdA m	CS	9.97	...	+.3	+1.3	+1.3
LtdDurBdI	CS	9.97	...	+.3	+1.5	+1.6
LtdDurBdR6	CS	9.98	...	+.3	+1.7	+1.8
MCapValA m	MB	34.04	-3.00	-4.5	-7.1	+6.7
MCapValC m	MB	32.51	-2.97	-4.5	-7.6	+6.2
MCapValI	MB	34.50	-3.02	-4.5	-6.9	+7.0
MCapValL	MB	35.01	-3.03	-4.5	-6.7	+7.3
MidCapEquityI	MG	43.24	-5.78	-3.6	-3.7	+8.4
MidCapGrowthA m	MG	26.24	-2.30	-2.9	-1.1	+9.0
MidCapGrowthC m	MG	20.24	-2.26	-3.0	-1.6	+8.4
MidCapGrowthI	MG	30.52	-2.33	-2.9	-.8	+9.3
MktExpnEnhIdxA m	SB	9.00	-1.47	-5.7	-8.7	+8.5
MktExpnEnhIdxI	SB	9.15	-1.47	-5.6	-8.4	+8.8
MortgBackedScA m	CI	11.20	-.01	+1.3	+.6	+1.7
MortgBackedScI	CI	10.91	-.01	+1.2	+.7	+1.9
MortgBackedScR6	CI	10.91	-.01	+1.3	+.9	+2.1
NYTxFrBdA m	MN	6.64	-.02	+1.3		+.8
NYTxFrBdC m	MN	6.64	-.01	+1.4	-.4	+.3
NYTxFrBdI	MN	6.67	-.02	+1.3	+.2	+1.1
RsrchMktNetrlL	NE	15.21	...	+1.3	+1.6	+1.8
ScapEqA m	SB	43.66	-4.71	-4.8	-3.8	+10.8
ScapEqC m	SB	31.66	-4.35	-4.8	-4.2	+10.3
ScapEqI	SB	50.96	-4.93	-4.8	-3.5	+11.1
ScapEqR5	SB	51.17	-4.93	-4.7	-3.4	+11.3
ShDurBdA m	CS	10.66	...	+.2	+.4	+.5
ShDurBdI	CS	10.68	+.01	+.4	+.6	+.7
ShDurBdR6	CS	10.68	+.01	+.4	+.8	+1.0
SmCpBldA m	SG	17.02	-6.60	-4.2	+1.1	+16.2
SmCpBldI	SG	20.41	-6.68	-4.2	+1.4	+16.5
SmallCapCoreR5	SB	45.52	-4.92	-5.0	-6.1	+9.8
SmallCapGrowthA m	SG	13.90	-2.28	-3.5	-.1	+15.6
SmallCapGrowthI	SG	15.55	-2.31	-3.5	+.1	+15.9
SmallCapGrowthL	SG	16.08	-2.32	-3.4	+.3	+16.1
SmallCapValueA m	SV	22.53	-4.15	-5.9	-8.6	+7.4
SmallCapValueI	SV	24.11	-4.19	-5.8	-8.3	+7.6
SmallCapValueR5	SV	24.13	-4.19	-5.8	-8.2	+7.8
SmallCapValueR6	SV	24.17	-4.19	-5.8	-8.1	+7.9
SmtRetr2020A m	TE	18.00	-.70	-.8	-4.0	+5.2
SmtRetr2020I	TE	18.06	-.71	-.8	-3.9	+5.3
SmtRetr2020R5	TE	18.09	-.70	-.8	-3.8	+5.4
SmtRetr2030A m	TH	19.24	-.80	-1.4	-5.3	+6.5
SmtRetr2030I	TH	19.30	-.80	-1.4	-5.2	+6.6
SmtRetr2030R5	TH	19.35	-.80	-1.4	-5.1	+6.7
SmtRetr2040A m	TJ	20.01	-.88	-1.9	-6.6	+7.2
SmtRetr2040I	TJ	20.07	-.89	-1.9	-6.5	+7.3
SmtRetr2040R5	TJ	20.13	-.89	-1.9	-6.3	+7.5
SmtRetrIncI	RI	17.12	-.59	-.6	-3.4	+4.2
SmtRetrIncR5	RI	17.16	-.59	-.6	-3.4	+4.3
TaxAwareEqI	LB	31.59	-1.24	-1.5	-.2	+11.2
TaxAwrRlRetI	MS	9.19	-.05	+.3	-.4	+1.6
TaxFreeBondA m	ML	11.67	-.04	+1.3	-.3	+1.6
TaxFreeBondI	ML	11.62	-.04	+1.4		+1.8
USEquityA m	LB	13.97	-1.99	-2.9	-.8	+10.5
USEquityC m	LB	13.49	-1.98	-2.9	-1.2	+9.9
USEquityI	LB	14.01	-1.99	-2.9	-.5	+10.7
USEquityL	LB	14.04	-1.99	-2.8	-.4	+10.9
USEquityR5	LB	14.04	-1.99	-2.8	-.3	+10.9
USLCpCrPlsA m	LB	24.22	-4.40	-3.0	-2.6	+9.4
USLCpCrPlsC m	LB	22.80	-4.38	-3.0	-3.0	+8.9
USLCpCrPlsI	LB	24.64	-4.40	-3.0	-2.4	+9.7
USLCpCrPlsR5	LB	24.77	-4.41	-3.0	-2.3	+9.8
USRsrchEnhEqI	LB	24.50	-3.23	-2.7	-.5	+10.4
USRsrchEnhEqL	LB	24.46	-3.23	-2.6	-.5	+10.4
USRsrchEnhEqR6	LB	24.47	-3.23	-2.6	-.4	+10.6
USSmallCompI	SB	15.43	-2.27	-4.5	-6.3	+7.6
USSmallCompL	SB	15.44	-2.27	-4.4	-6.2	+7.8
ValueAdvtgA m	LV	32.07	-2.48	-4.1	-4.6	+8.5
ValueAdvtgC m	LV	31.82	-2.48	-4.1	-5.1	+8.0
ValueAdvtgI	LV	32.33	-2.48	-4.1	-4.4	+8.8
ValueAdvtgL	LV	32.36	-2.49	-4.1	-4.2	+9.0
James Advantage						
BalGldRnR b	CA	19.69	-.24	-3.1	-9.5	+.1/E
Janus Henderson						
BalancedC m	MA	32.78	-.28	-2.0	+1.1	+7.3/A
BalancedS b	MA	33.11	-.28	-1.9	+1.7	+7.9/A
BalancedT	MA	33.17	-.28	-1.9	+1.9	+8.2/A
ContrarianT	MB	18.64	-.43	-4.5	-1.3	+5.0/D
EnterpriseS b	MG	115.33	-1.84	-3.1	+.7	+12.8/A
EnterpriseT	MG	118.04	-1.87	-3.1	+.9	+13.1/A
EuropeanFocusA m	ES	25.54	-.68	-8.8	-26.4	-6.5/E
EuropeanFocusC m	ES	23.84	-.63	-8.8	-26.9	-7.2/E
FlexibleBondT	CI	9.90	-.01	+.8	-1.6	+1.4/D
FortyA m	LG	32.70	-.08	-2.4	+3.6	+11.3/B
FortyS b	LG	31.46	-.09	-2.4	+3.5	+11.1/B
GlobalEqIncA m	FV	6.54	-.04	-4.1	-13.6	+3.4/B
GlobalEqIncC m	FV	6.48	-.05	-4.3	-14.2	+2.7/C
GlobalLifeSciT	SH	58.97	-.81	-1.7	+7.9	+6.1/B
GlobalResearchT	WS	74.85	-.70	-3.2	-4.9	+7.8/B
GlobalSelectT	WS	15.55	-.09	-3.6	-7.8	+8.4/B
GlobalTechT	ST	31.81	-.10	-1.4	+3.7	+19.5/A
GrowthAndIncT	LB	54.78	-.52	-3.0	+.6	+12.7/A
High-YieldT	HY	7.95	-.01	-.5	-1.1	+6.0/D
MidCapValueS b	MV	15.36	-.45	-5.0	-9.9	+7.2/C
MidCapValueT	MV	15.27	-.45	-5.0	-9.7	+7.4/C
OverseasS b	FB	28.07	-.05	-3.9	-14.0	+2.4/D
OverseasT	FB	28.13	-.06	-3.9	-13.8	+2.7/D
ResearchT	LG	46.45	-.58	-3.1	+.1	+8.9/D
Short-TermBondT	CS	2.97	...	+.2	+.7	+1.1/C
SmallCapValueL	SV	21.18	-.62	-3.7	-10.4	+9.0/B
SmallCapValueT	SV	20.53	-.60	-3.8	-10.5	+8.8/B
VITBalInstl	MA	34.20	-.52	-1.8	+2.0	+8.3/A
VITEntrprsInstl	MG	68.35	-1.12	-3.0	+1.6	+13.8/A
VITFlexBdInstl	CI	11.15	-.17	+.8	-1.5	+1.5/D
VITFortyInstl	LG	36.09	-.12	-2.4	+4.6	+12.0/B
VITGlRsrchInstl	WS	48.18	-.71	-3.2	-4.8	+8.0/B
VITOvrsInstl	FB	27.20	-.22	-3.8	-13.4	+3.0/D
VITRsrchInstl	LG	34.71	-.51	-3.1	+.3	+9.2/D
VentureT	SG	73.55	-1.88	-5.3	-3.7	+8.9/D
Jensen						
QualGrI	LG	45.03	-.34	-2.4	+6.1	+13.9/A
QualGrJ b	LG	45.03	-.34	-2.4	+5.9	+13.6/A
John Hancock						
AbsRetCcyI	CR	9.15	-.05	+.4	-4.6	+1.8/B
BalA x	MA	18.36	-1.35	-2.5	-3.2	+6.4/B
BalC x	MA	18.35	-1.31	-2.6	-3.8	+5.6/D
BalI x	MA	18.33	-1.37	-2.5	-3.0	+6.7/B
BdA m	CI	15.15	-.01	+.6	-1.7	+2.5/B
BdC m	CI	15.16	...	+.6	-2.2	+1.8/C
BdI	CI	15.16	...	+.7	-1.3	+2.8/A
BdR6	CI	15.18	-.01	+.7	-1.3	+2.9/A
CATxFrIncA m	MC	10.56	-.01	+1.1	-.1	+2.1/C
ClassicValA x	LV	28.31	-1.46	-7.2	-14.1	+7.5/D
ClassicValI x	LV	28.33	-1.54	-7.2	-13.9	+7.8/C
CorBd1 b	CI	12.55	+.01	+1.2	-1.4	+1.4/D
CptlAprc1 b	LG	16.31	-.10	-2.3	+2.1	+11.5/B
CptlAprcNAV	LG	16.35	-.10	-2.4	+2.1	+11.6/B
DiscpValA x	LV	19.15	-2.45	NA	NA	NA/E
DiscpValC x	LV	17.99	-2.24	NA	NA	NA/E
DiscpValI x	LV	18.50	-2.49	NA	NA	NA/E
DiscpValMCA x	MB	17.41	-2.97	NA	NA	NA/E
DiscpValMCC m	MB	17.49	-2.85	NA	NA	NA/E
DiscpValMCI x	MB	18.16	-3.04	NA	NA	NA/E
DiscpValMCR2 x	MB	18.12	-2.95	NA	NA	NA/E
DiscpValMCR6 x	MB	18.14	-3.07	NA	NA	NA/E
DiscpValR4 x	LV	18.52	-2.45	NA	NA	NA/E
DiscpValR5 x	LV	18.53	-2.50	NA	NA	NA/E
DiscpValR6 x	LV	18.52	-2.51	NA	NA	NA/E
EmMktsNAV	EM	10.16	-.03	+1.9	-14.7	+10.0
EqInc1 b	LV	18.97	-.35	-4.0	-6.0	+9.7/A
FdmtlLgCpCorA x	LB	38.32	-6.07	NA	NA	NA/E
FdmtlLgCpCorC m	LB	33.52	-5.85	NA	NA	NA/E
FdmtlLgCpCorI x	LB	40.19	-6.23	NA	NA	NA/E
FinclIndsA x	SF	16.19	-1.95	-8.9	-12.8	+6.8/C
FltngRtIncA m	BL	8.16	-.07	-2.3	+.3	+4.4/C
FltngRtIncC m	BL	8.20	-.06	-2.2	-.4	+3.7/D
FltngRtIncI	BL	8.16	-.07	-2.1	+.5	+4.7/C
GlbAbsRetStrA m	GY	9.87	+.01	+.1	-5.5	-1.5
GlbAbsRetStrC m	GY	9.67	...		-6.2	-2.2
GlbAbsRetStrI	GY	9.97	...	+.1	-5.2	-1.2
GlbAbsRetStrR6	GY	10.00	+.01	+.1	-5.1	-1.1
GlbholderYldA m	WS	10.35	-.41	-1.5	-5.8	+6.1
GlbholderYldC m	WS	10.37	-.39	-1.6	-6.5	+5.3
GlbholderYldI	WS	10.39	-.42	-1.5	-5.5	+6.4
GovtIncA m	GI	9.01	...	+1.4	-1.0	+.4/D
HY1 b	HY	7.78	-.02	-1.1	-.9	+7.2
HYA m	HY	3.29	...	-1.0	-1.3	+7.0/B
HYI	HY	3.28	-.01	-1.0	-1.1	+7.3/B
HYMuniBdA m	HM	7.74	-.02	+.9	+.1	+2.8/D
IncA m	MU	6.09	-.01	-.1	-2.7	+1.7/E
IncC m	MU	6.09	-.01	-.1	-3.3	+1.0/E
IncI	MU	6.08	-.01		-2.4	+2.0/E
IntlGrA m	FG	24.16	-.80	-2.1	-8.7	+6.5
IntlGrI	FG	24.19	-.87	-2.1	-8.5	+6.8
IntlSmCp1 b	FA	19.06	-.03	-2.1	-15.5	+4.2
IntlVal1 b	FV	14.79	-.10	-2.9	-12.9	+5.2
IntlValNAV	FV	14.75	-.10	-2.9	-12.8	+5.3
InvmGradeBdA m	CI	10.06	-.01	+.9	-1.1	+1.7/C
MidCpStk1 b	MG	22.34	-.33	-1.2	+4.5	+11.1/B
MIMg2010Lftm1 b	TA	8.87	-.04	-1.0	-3.3	+5.1/B

Continued on **next page**

Mutual Funds

Continued from **previous page**

Name	Obj	NAV	Wk Chg	4-wk Rtn	YTD Rtn	3-yr Rtn/Rk
MIMg2015Lftm1 b	TD	9.26	-.06	-1.3	-3.7	+5.5/B
MIMg2015LftmA m	TD	9.25	-.06	-1.3	-3.9	+5.1/D
MIMg2020Lftm1 b	TE	10.01	-.08	-1.7	-4.1	+6.1/A
MIMg2020LftmA m	TE	10.00	-.08	-1.7	-4.5	+5.7/B
MIMg2025Lftm1 b	TG	10.60	-.09	-2.0	-4.8	+6.7/A
MIMg2025LftmA m	TG	10.61	-.10	-2.1	-5.2	+6.3/B
MIMg2030Lftm1 b	TH	10.85	-.11	-2.4	-5.5	+7.2/B
MIMg2030LftmA m	TH	10.86	-.10	-2.4	-5.7	+6.8/C
MIMg2035Lftm1 b	TI	11.28	-.12	-2.8	-6.1	+7.6/B
MIMg2035LftmA m	TI	11.18	-.13	-2.9	-6.4	+7.1/C
MIMg2040Lftm1 b	TJ	11.35	-.13	-3.0	-6.4	+7.9/B
MIMg2040LftmA m	TJ	11.27	-.13	-3.0	-6.8	+7.5/C
MIMg2045Lftm1 b	TK	11.19	-.13	-3.0	-6.5	+7.8/C
MIMg2045LftmA m	TK	11.10	-.13	-3.1	-6.9	+7.4/D
MIMg2050Lftm1 b	TN	11.94	-.14	-3.0	-6.6	+7.8/C
MltIdx2020Prs1 b	TE	11.47	...	+.2	-1.6	+3.5/E
MltIdx2025Prs1 b	TG	12.64	-.03	-.8	-2.7	+5.0/E
MltIdx2030Prs1 b	TH	13.41	-.06	-1.5	-3.7	+6.4/D
MltIdx2035Prs1 b	TI	13.83	-.09	-2.2	-4.5	+7.2/C
MltIdx2040Prs1 b	TJ	14.09	-.10	-2.5	-4.9	+7.7/B
MltIdx2045Prs1 b	TK	14.20	-.11	-2.7	-5.1	+7.9/C
MltIdx2050Prs1 b	TN	12.61	-.11	-2.8	-5.2	+7.9/C
MltIdxIncPrs1 b	RI	11.02	+.01	+.3	-.4	+2.5/E
MltMgLsAgr1 b	XM	15.24	-.20	-3.2	-7.4	+7.6/B
MltMgLsAgrA m	XM	15.26	-.20	-3.2	-7.6	+7.2/C
MltMgLsAgrC m	XM	15.20	-.20	-3.3	-8.3	+6.4/D
MltMgLsBl1 m	MA	14.40	-.13	-2.0	-5.2	+5.5/D
MltMgLsBl5	MA	14.32	-.13	-2.0	-4.9	+5.9/C
MltMgLsBlA b	MA	14.32	-.12	-1.9	-4.8	+5.9/C
MltMgLsBlC m	MA	14.38	-.13	-2.0	-5.9	+4.7/E
MltMgLsBlR6	MA	14.32	-.13	-2.0	-4.9	+5.9/C
MltMgLsCns1 b	XY	12.44	-.04	-.4	-2.9	+3.5/C
MltMgLsCnsA m	XY	12.46	-.04	-.4	-3.3	+3.1/D
MltMgLsCnsC m	XY	12.44	-.05	-.6	-3.9	+2.4/E
MltmgLsMd1 b	CA	13.07	-.08	-1.1	-3.9	+4.7/C
MltmgLsMdA m	CA	13.10	-.08	-1.2	-4.3	+4.3/D
MltmgLsMdC m	CA	13.09	-.08	-1.2	-4.8	+3.6/E
MltmgrLsGr1 b	AL	15.08	-.17	-2.6	-6.2	+6.7/C
MltmgrLsGr5	AL	15.07	-.16	-2.6	-6.2	+6.7/C
MltmgrLsGrA m	AL	15.10	-.17	-2.6	-6.6	+6.3/D
MltmgrLsGrC m	AL	15.02	-.17	-2.7	-7.2	+5.5/E
RegionalBankA x	SF	23.02	-1.71	-10.6	-15.2	+9.5/A
RegionalBankC x	SF	21.87	-1.59	-10.6	-15.8	+8.8/A
RlEsttSec1 b	SR	12.73	-.30	+.2	+2.7	+6.5/B
RlRetBd1 b	IP	10.64	-.09	-.1	-3.0	+1.7/C
SmCoVal1 b	SB	25.84	-.79	-6.4	-9.2	+10.5/A
StratIncOppsA m	MU	10.04	-.03	-.6	-4.5	+1.9/E
StratIncOppsC m	MU	10.04	-.03	-.7	-5.1	+1.2/E
StratIncOppsI	MU	10.04	-.03	-.6	-4.2	+2.2/E
TtlRetNAV	CI	13.10	-.03	+.2	-1.3	+2.1/B
TxFrBdA m	ML	9.45	-.02	+1.0	-.5	+1.6/D
USGlbLdrsGrA m	LG	42.62	-5.81	NA	NA	NA/E
USGlbLdrsGrC m	LG	35.07	-5.79	NA	NA	NA/E
USGlbLdrsGrI	LG	46.17	-5.82	NA	NA	NA/E
USGrA m	LG	10.86	-.10	-2.4	+7.1	+13.2/A
USGrI	LG	10.84	-.10	-2.4	+7.3	+13.5/A
USHYBd1 b	HY	10.89	+.01	-.5		+7.6/A
sBlueChipGr1 b	LG	38.12	-.26	-1.8	+5.3	+13.6/A
KL						
AllcInstl	IH	12.53	-.08	-.6	-12.0	+1.4/E
Keeley						
SmCpDivVall	SV	14.89	-.50	-6.2	-12.0	+7.9/B
SmCpValA m	SB	24.28	-.88	-8.0	-15.7	+2.0/E
SmCpVall	SB	24.61	-.89	-7.9	-15.5	+2.3/E
Kellner						
SmMidCpVall	SB	10.98	-.36	-7.6	-14.3	+7.6/C
Kinetics						
InternetNoLoad d	LG	38.30	-.47	-5.3	-26.6	+6.3/E
ParadigmInstl d	MG	47.06	-1.70	-4.6	-3.2	+14.7/A
ParadigmNoLoad d	MG	46.69	-1.68	-4.6	-3.4	+14.4/A
SmCptlOppsNLd d	SB	52.09	-1.75	-4.5	+1.6	+16.8/A
Kirr Marbach						
PtnrsVal m	MG	20.65	-.74	-9.0	-17.2	+2.3/E
LKCM						
EqInstl d	LG	25.91	-.44	-3.9	-.4	+11.0/B
FI d	TW	10.50	...	+.3	-.1	+2.0/E
SmCptlEqIns d	SG	18.19	-.43	-5.8	-1.4	+8.2/D
LSV						
ValEq	LV	25.51	-.74	-6.4	-11.9	+7.6/D
Laudus						
IntlMktMtrsInv	FG	21.81	-.23	-4.6	-17.7	+3.8/C
IntlMktMtrsSel	FG	21.80	-.24	-4.6	-17.6	+4.0/C
USLgCpGr	LG	20.41	-.16	-2.1	+5.5	+12.9/A
Lazard						
DevMEqIns	EM	11.55	-.01	-.5	-19.7	+10.4/A
EMDbtInstl	EB	7.32	-.02	+.5	-8.3	+4.3/D
EMEqBlndInstl	EM	10.34	-.10	-1.1	-20.0	+7.9/C
EMEqInstl	EM	16.46	-.11	-.5	-17.5	+8.6/B
EMEqOpen b	EM	16.89	-.11	-.5	-17.7	+8.3/C
GlbLtdInfrsIns	XO	15.25	+.13	+.3	-.3	+10.4/A
GlbLtdInfrsOpn b	XO	15.25	+.12	+.2	-.6	+10.1/A
IntlEqInstl	FB	17.05	-.11	-4.0	-12.7	+1.5/E
IntlEqOpen b	FB	17.20	-.12	-4.0	-12.9	+1.3/E
IntlStratEqIns	FG	14.31	-.06	-2.5	-8.8	+4.2/C
IntlStratEqOpen b	FG	14.40	-.06	-2.5	-9.0	+3.9/C
OpporStrInstl	TV	9.29	-.11	-3.4	-10.8	+3.8/C
USCorpIncInstl	HY	4.63	+.01	+.1	-1.1	+5.1/E
USEqConcntrIns	LB	14.57	-.14	-2.1	-2.8	+6.9/E
USEqSelInstl	LB	12.17	-.17	-3.6	+.2	+9.6/C
USSmMidCpEqIns	SB	12.96	-.37	-6.4	-10.1	+6.5/D
Lee Financial Group						
HawaiiMuniInv b	SI	10.85	-.02	+1.0	-.3	+1.2/C
Leuthold						
CorInvmInstl d	TV	17.62	-.20	-3.0	-5.3	+4.8/B
CorInvmRetail d	TV	17.59	-.20	-3.0	-5.5	+4.6/B
GlbInstl d	IH	7.86	-.11	-3.4	-12.0	+1.8/E
GrizzlyShrt	BM	19.82	+.26	+2.3	-1.9	-13.2/B
Litman Gregory						
MtrsEqInstl	LG	17.63	-.35	-4.4	-7.7	+8.3/E
MtrsIntlInstl	FB	14.63	-.17	-4.8	-17.5	/E
Longleaf Partners						
Intl	FB	15.42	+.30	+.4	-6.1	+10.0/A
LnglfPtnrs	LB	19.90	-.63	-7.4	-13.3	+7.5/E
SmCap	MB	24.21	-.54	-4.7	-1.0	+10.4/A
Loomis Sayles						
BdInstl x	MU	13.03	-.13	-.8	-1.8	+4.7/B
BdRetail x	MU	12.97	-.12	-.7	-2.0	+4.5/B
CorPlusBdA x	CI	12.39	-.03	+.8	-1.4	+3.6/A
FI	MU	13.03	-.03	-.5	-2.2	+5.3/A
GlbBdInstl x	IB	15.93	-.15	+.6	-3.5	+2.8/B
GlbBdRetail x	IB	15.67	-.11	+.6	-3.7	+2.5/B
GrY	LG	15.76	-.02	-.3	+1.5	+12.8/A
InstlHiInc	HY	6.64	-.02	-1.0	-1.0	+8.4/A
InvmGradeBdA x	CI	10.76	-.07	+.3	-.7	+3.8/A
InvmGradeBdC x	CI	10.64	-.07	+.2	-1.5	+3.0/A
InvmGradeBdY x	CI	10.76	-.08	+.3	-.5	+4.1/A
InvmGradeFI	CI	11.87	...	-.1	-1.6	+4.3/A
LtdTrmGvtAgcA m	GS	11.12	-.01	+.5	+.5	+.6/B
SmCpGrInstl	SG	26.23	-.72	-6.7	+3.3	+11.8/B
SmCptlValInstl	SB	29.67	-.91	-7.0	-13.3	+7.1/C
SmCptlValRetail b	SB	29.15	-.89	-7.0	-13.5	+6.8/D
StratIncA x	MU	13.71	-.17	-.6	-1.8	+4.6/B
StratIncC x	MU	13.84	-.17	-.7	-2.5	+3.8/C
Lord Abbett						
AffiliatedA m	LV	13.78	-.21	-3.9	-3.8	+10.0/A
AffiliatedC m	LV	13.80	-.22	-4.0	-4.5	+9.2/B
AffiliatedF b	LV	13.79	-.21	-3.9	-3.6	+10.2/A
AffiliatedI	LV	13.85	-.21	-3.9	-3.5	+10.3/A
AlphaStratA m	SG	24.87	-.53	-5.0	-6.5	+7.8/D
AlphaStratC m	SG	20.93	-.46	-5.1	-7.2	+7.0/E
AlphaStratF b	SG	25.04	-.54	-5.0	-6.4	+8.0/D
BdDebA m	MU	7.66	-.02	-1.0	-2.6	+6.4/A
BdDebC m	MU	7.68	-.02	-1.1	-3.2	+5.7/A
BdDebF b	MU	7.65	-.02	-.9	-2.6	+6.5/A
BdDebI	MU	7.62	-.02	-.9	-2.5	+6.6/A
BdDebR3 b	MU	7.65	-.02	-.9	-2.9	+6.1/A
CATxFrIncA m	MC	10.70	-.03	+1.3		+2.4/B
CalibRtdDivGrA m	LB	14.98	-.13	-2.8	-1.5	+11.1/A
CalibRtdDivGrC m	LB	14.78	-.13	-2.8	-2.2	+10.3/B
CnvrtA m	CV	12.86	-.01	-1.3	-1.3	+9.3/B
CnvrtI	CV	12.93	-.02	-1.4	-1.1	+9.5/A
CorFIA m	CI	10.44	-.01	+1.0	-1.3	+1.4/D
CorFIF b	CI	10.44	-.01	+1.0	-1.2	+1.5/D
DevelopingGrA m	SG	19.24	-.20	-3.5	+9.7	+12.0/B
DevelopingGrF b	SG	20.18	-.21	-3.5	+9.8	+12.2/B
DevelopingGrI	SG	22.99	-.23	-3.5	+9.9	+12.3/B
DevelopingGrR3 b	SG	18.50	-.18	-3.5	+9.4	+11.8/B
EmMktsBdI	EB	4.82	+.02	+.7	-6.0	+3.9/D
FdmtlEqA m	LV	11.16	-.23	-3.9	-5.7	+7.8/C
FdmtlEqC m	LV	9.90	-.20	-3.9	-6.2	+7.0/D
FdmtlEqF b	LV	11.03	-.22	-3.8	-5.5	+8.0/C
FdmtlEqI	LV	11.22	-.23	-3.8	-5.4	+8.1/C
FdmtlEqR3 b	LV	10.96	-.23	-3.9	-5.9	+7.5/D
FltngRtA m	BL	8.83	-.08	-2.3	+1.0	+5.0/B
FltngRtC m	BL	8.83	-.09	-2.4	+.4	+4.3/C
FltngRtF b	BL	8.82	-.08	-2.3	+1.1	+5.1/B
FltngRtI	BL	8.83	-.09	-2.3	+1.2	+5.1/B
GrOppsA m	MG	20.22	-.21	-2.3	-.7	+7.8/D
GrOppsI	MG	23.00	-.25	-2.3	-.5	+8.0/D
HYA m	HY	7.07	-.02	-1.4	-2.9	+7.2/B
HYC m	HY	7.04	-.01	-1.4	-3.4	+6.5/C
HYF b	HY	7.06	-.02	-1.4	-2.9	+7.3/B
HYI	HY	7.10	-.02	-1.4	-2.9	+7.4/B
HYMuniBdA m	HM	11.73	-.04	+.8	+3.3	+4.5/A
HYMuniBdC m	HM	11.73	-.04	+.7	+2.7	+3.8/B
HYMuniBdF b	HM	11.74	-.04	+.8	+3.4	+4.6/A
IncA m	TW	2.69	...	+.4	-2.5	+4.2/A
IncC m	TW	2.70	...	+.3	-3.1	+3.6/B
IncF b	TW	2.69	...	+.4	-2.4	+4.3/A
IntermTxFrA m	MI	10.60	-.02	+1.2	+.5	+1.7/B
IntermTxFrC m	MI	10.58	-.02	+1.0	-.2	+1.1/D
IntermTxFrF b	MI	10.59	-.02	+1.1	+.5	+1.8/B
IntlEqA m	FB	11.85	...	-2.8	-17.0	+1.5/E
IntlEqI	FB	11.97	-.01	-2.8	-16.8	+1.8/E
IntlOppsA m	FQ	15.98	-.30	-4.4	-22.8	+2.0/D
IntlOppsI	FQ	16.44	-.31	-4.4	-22.6	+2.2/D
IntlValA m	FV	6.56	+.01	-3.1	-14.4	+3.1/B
IntlVall	FV	6.61	+.01	-2.9	-14.1	+3.5/B
MidCpStkA m	MV	26.63	-.75	-5.1	-10.9	+4.3/E
MidCpStkF b	MV	26.47	-.73	-5.1	-10.7	+4.5/E
MidCpStkI	MV	26.49	-.74	-5.1	-10.7	+4.6/E
MltAsstBalOppA m	MA	10.88	-.09	-2.5	-6.2	+5.5/D
MltAsstBalOppC m	MA	10.81	-.09	-2.5	-6.9	+4.8/E
MltAsstGlbOppA m	IH	10.44	-.06	-2.6	-9.3	+4.4/D
MltAsstGrA m	AL	16.06	-.16	-2.9	-7.3	+5.8/D
MltAsstGrC m	AL	15.89	-.16	-2.9	-8.0	+5.0/E
MltAsstIncA m	CA	14.00	-.07	-1.8	-4.5	+4.9/C
MltAsstIncC m	CA	14.20	-.08	-1.9	-5.1	+4.1/D
NYTxFrA m	MY	11.06	-.03	+1.2	+.3	+1.9/B
NewJerseyTxFrA m	MJ	4.90	-.01	+1.3	+1.0	+2.8/A
NtnlTxFrIncA m	ML	11.07	-.03	+1.3	+.1	+2.5/B
NtnlTxFrIncC m	ML	11.08	-.04	+1.1	-.5	+1.9/C
NtnlTxFrIncF b	ML	11.06	-.03	+1.2	+.2	+2.6/A
ShrtDurIncA m	CS	4.14	...	+.3	+1.0	+2.4/A
ShrtDurIncC m	CS	4.17	...	+.3	+.5	+1.8/B
ShrtDurIncF b	CS	4.14	...	+.3	+1.1	+2.5/A
ShrtDurIncI	CS	4.14	...	+.3	+1.2	+2.6/A
ShrtDurTxFrA m	MS	15.44	-.01	+.6	+.9	+.6/D
ShrtDurTxFrC m	MS	15.44	-.01	+.6	+.3	/E
ShrtDurTxFrF b	MS	15.44	-.01	+.6	+1.0	+.7/D
SmCpValA m	SB	18.71	-.60	-7.3	-8.4	+5.8/D
SmCpVall	SB	22.19	-.72	-7.3	-8.2	+6.1/D
TtlRetA m	CI	9.91	-.01	+.9	-1.5	+2.1/B
TtlRetC m	CI	9.90	-.01	+.9	-2.1	+1.4/D
TtlRetF b	CI	9.91	-.01	+.9	-1.4	+2.2/B
TtlRetI	CI	9.92	-.02	+.8	-1.3	+2.3/B
ValOppsA m	MB	16.68	-.44	-5.3	-8.5	+6.0/C

Name	Obj	NAV	Wk Chg	4-wk Rtn	YTD Rtn	3-yr Rtn/Rk
ValOppsC m	MB	14.62	-.39	-5.4	-9.2	+5.2/D
ValOppsF b	MB	17.05	-.45	-5.3	-8.3	+6.2/C
ValOppsI	MB	17.38	-.46	-5.3	-8.3	+6.2/C
Lyrical						
USValEqInstl	LV	14.22	-.45	-6.8	-16.8	+5.5/E
MFS						
AgrsGrAllcA m	XM	22.10	-.32	-3.2	-4.3	+8.6/A
AgrsGrAllcC m	XM	21.44	-.31	-3.2	-5.0	+7.8/B
ArkansasMuniBdA m	SL	9.58	-.02	+1.2	+.7	+1.7/B
BlnRsrCorEqA m	LB	26.18	-.60	-4.4	-4.7	+8.0/D
BlnRsrCorEqI	LB	26.58	-.61	-4.4	-4.4	+8.3/D
CAMuniBdA m	MC	5.87	-.02	+1.1	+.3	+2.5/B
CnsrvAllcA m	CA	14.98	-.10	-.9	-2.3	+4.7/C
CnsrvAllcB m	CA	14.88	-.10	-1.0	-3.0	+3.9/D
CnsrvAllcC m	CA	14.73	-.11	-1.1	-3.1	+3.9/D
CnsrvAllcI	CA	15.12	-.10	-.9	-2.0	+5.0/B
CorEqA m	LB	27.78	-3.42	-3.4	-.8	+11.8/A
CorpBdA m	TW	13.24	+.01	+.5	-3.6	+2.7/D
CorpBdC m	TW	13.20	+.01	+.4	-4.3	+1.9/E
CorpBdI	TW	13.23	+.01	+.5	-3.3	+2.9/C
EMEqA m	EM	30.15	-.32		-13.7	+9.6/B
GeorgiaMuniBdA m	SL	10.47	-.02	+1.2	+.2	+1.6/B
GlbEqA m	WS	38.15	-2.51	-4.1	-8.5	+7.1/C
GlbEqC m	WS	33.55	-2.17	-3.5	-8.5	+6.5/D
GlbGrA m	WS	37.67	-2.04	-2.9	-3.0	+10.6/A
GlbHYA m	HY	5.88	+.01	-.8	-1.8	+6.3/C
GlbTtlRetA m	IH	16.82	-.17	-1.3	-6.3	+4.6/C
GlbTtlRetC m	IH	16.87	-.18	-1.5	-7.0	+3.8/D
GovtSecA m	GI	9.48	-.01	+1.4	-.8	+.5/D
GrA m	LG	94.36	-.63	-2.5	+5.2	+12.3/A
GrAllcA m	AL	19.78	-.24	-2.5	-3.7	+7.7/A
GrAllcB m	AL	19.49	-.24	-2.6	-4.4	+6.8/C
GrAllcC m	AL	19.28	-.24	-2.6	-4.4	+6.8/C
GrAllcI	AL	19.99	-.24	-2.5	-3.5	+7.9/A
GrB m	LG	76.16	-.52	-2.6	+4.5	+11.5/B
GrC m	LG	75.58	-.51	-2.6	+4.5	+11.5/B
GrI	LG	100.28	-.66	-2.5	+5.5	+12.6/A
HiIncA m	HY	3.24	...	-.2	-1.4	+6.3/C
HiIncI	HY	3.23	...	-.5	-1.2	+6.6/C
InstlIntlEq	FG	22.58	-.45	-2.5	-9.9	+5.6/B
IntlDvrsfctnA m	FB	17.67	-.14	-2.3	-10.3	+6.7/A
IntlGrA m	FG	29.82	-1.30	-2.5	-8.4	+8.1/A
IntlNwDscA m	FR	29.26	-2.21	-2.5	-10.2	+6.5/A
IntlNwDscC m	FR	27.85	-2.00	-2.6	-10.9	+5.7/B
IntlNwDscI	FR	30.13	-2.31	-2.5	-10.0	+6.7/A
IntlValA m	FB	38.10	-1.97	-1.7	-8.0	+7.4/A
LtdMatA m	CS	5.87	-.01		+.7	+1.2/C
MAInvsGrStkA m	LG	28.77	-.15	-3.1	+3.5	+12.5/A
MAInvsGrStkC m	LG	24.65	-.14	-3.2	+2.7	+11.7/B
MAInvsGrStkI	LG	29.61	-.16	-3.1	+3.7	+12.8/A
MAInvsTrustA m	LB	31.28	-.47	-3.5	-2.3	+10.0/B
MAInvsTrustC m	LB	29.65	-.45	-3.5	-3.0	+9.2/C
MAInvsTrustI	LB	30.48	-.46	-3.5	-2.0	+10.3/B
MAMuniBdA m	MT	10.76	-.03	+1.1	+.1	+1.8/A
MISMuniBdA m	SL	9.45	-.02	+1.1	+.6	+1.6/C
MidCpGrA m	MG	15.83	-.87	-3.3	+3.5	+11.4/B
MidCpGrI	MG	16.81	-.88	-3.3	+3.8	+11.7/B
MidCpValA m	MV	20.12	-1.73	-4.8	-8.2	+7.0/C
MidCpValC m	MV	18.92	-1.52	-4.9	-8.9	+6.2/D
MidCpVall	MV	20.62	-1.80	-4.8	-8.0	+7.2/C
ModAllcA m	MA	17.08	-.17	-1.7	-3.0	+6.2/C
ModAllcB m	MA	16.86	-.17	-1.8	-3.7	+5.4/D
ModAllcC m	MA	16.75	-.16	-1.8	-3.7	+5.4/D
ModAllcI	MA	17.32	-.17	-1.7	-2.8	+6.5/B
MryIndMuniBdA m	SL	10.55	-.02	+1.0	+.7	+2.0/A
MuniHiIncA f	HM	8.04	-.02	+1.0	+1.5	+3.7/B
MuniHiIncC m	HM	8.05	-.02	+.9	+.6	+2.7/D
MuniIncA m	ML	8.55	-.01	+1.2	+.5	+2.5/B
MuniIncC m	ML	8.57	-.02	+1.0	-.3	+1.7/D
MuniLtdMatA m	MS	8.02	...	+.9	+.9	+1.5/A
MuniLtdMatC m	MS	8.02	-.01	+.7	+.1	+.6/D
NAMuniBdA m	SL	11.34	-.02	+1.2	+.2	+1.6/B
NYMuniBdA m	MY	10.71	-.03	+1.1		+2.1/B
NewDiscvA m	SG	21.97	-6.14	-4.5	+.8	+12.4/B
NewDiscvI	SG	24.91	-6.19	-4.5	+1.1	+12.7/A
PEMuniBdA m	MP	10.04	-.02	+1.1	+.9	+2.4/A
RsrchA m	LB	37.36	-5.13	-3.8	-1.4	+10.4/B
RsrchC m	LB	33.39	-4.79	-3.3	-1.5	+9.8/C
RsrchI	LB	38.33	-5.36	-4.3	-1.7	+10.5/B
RsrchIntlA m	FB	15.99	-1.02	-3.4	-12.8	+4.1/B
RsrchIntlI	FB	16.55	-1.07	-3.4	-12.6	+4.4/B
SCMuniBdA m	SL	11.72	-.02	+1.2	+.5	+1.6/B
StratIncA m	MU	6.28	-.01	+.4	-2.5	+3.7/C
TENMuniBdA m	SL	10.12	-.03	+.9	+.3	+1.6/B
TechA m	ST	36.66	-1.95	-1.3	+5.0	+16.7/B
TechC m	ST	31.37	-1.94	-1.4	+4.2	+15.8/C
TtlRetA m	MA	17.98	-.21	-1.9	-4.3	+5.6/D
TtlRetB m	MA	18.01	-.21	-2.0	-4.9	+4.8/E
TtlRetBdA m	CI	10.26	...	+.8	-1.9	+1.7/C
TtlRetBdC m	CI	10.27	...	+.8	-2.7	+.8/E
TtlRetBdI	CI	10.26	...	+.8	-1.8	+1.8/C
TtlRetC m	MA	18.10	-.21	-2.0	-4.9	+4.8/E
TtlRetI	MA	17.98	-.21	-1.9	-4.0	+5.9/C
UtlsA m	SU	20.71	+.13	+2.5	+5.0	+12.8/D
UtlsB m	SU	20.60	+.13	+2.5	+4.2	+12.0/D
UtlsC m	SU	20.60	+.13	+2.5	+4.2	+12.0/D
ValA m	LV	37.48	-.82	-4.3	-6.6	+8.1/C
ValB m	LV	37.25	-.83	-4.4	-7.3	+7.3/D
ValC m	LV	37.00	-.82	-4.4	-7.3	+7.3/D
Vall	LV	37.70	-.83	-4.3	-6.4	+8.3/C
VirginiaMuniBdA m	SL	10.88	-.02	+1.2	+.6	+1.8/B
WestVRMuniBdA m	SL	10.76	-.03	+1.1	+.5	+1.6/B
Macquarie Investment						
PldCorePlusBond	CI	9.93	-.02	+.5	-2.2	+1.8/C
PldEmergingMkts d	EM	7.51	-.04	-1.6	-14.6	+6.5/D
PldLbrSellntlEq	FV	13.24	-.03	-3.8	-11.6	+4.4/B
Madison						
DivIncY	LV	26.87	-.38	-2.0	+2.0	+11.7/A
DiversIncA m	MA	15.94	-.15	-1.1	+.5	+7.4/A
InvsY	LG	23.16	-.25	-4.2	+1.4	+12.0/B
MainStay						
BalA m	MA	28.54	-2.52	-3.0	-5.0	+4.9/E
BalI	MA	28.61	-2.53	-3.0	-4.8	+5.2/D
EpchGlbEqYldI	WS	17.10	-1.23	-2.4	-6.6	+6.2/D
EpchUSAllCpI	LB	23.97	-.47	-5.3	-8.8	+7.3/E
EpchUSSmCpI	SB	23.67	-.68	-4.7	-13.5	+5.5/D
EpochIntlChoI	FB	31.12	-.84	-4.2	-12.0	+3.6/C
FltngRtA m	BL	9.03	-.07	-2.2	+.8	+4.2/C
FltngRtC m	BL	9.04	-.06	-2.2	+.2	+3.5/E
IdxdBdI	CI	10.22	+.01	+1.2	-1.4	+1.3/D
IncBldrA m	IH	18.39	-.07	-1.1	-4.1	+6.1/A
LgCpGrA m	LG	7.94	-.02	-1.7	+6.5	+11.4/B
MAPA m	LB	35.23	-.54	-4.7	-4.5	+8.7/D
MAPC m	LB	31.02	-.48	-4.8	-5.4	+7.7/D
MAPI	LB	36.38	-.56	-4.7	-4.3	+9.0/C
MKCnvrtA m	CV	15.75	-1.04	-1.5	-.4	+7.7/C
MKCommonStkA m	LB	21.98	-.36	-5.0	-3.1	+9.3/C
MKEMDbtA m	EB	9.74	+.06	+.7	-6.6	+6.2/A
MKGovtA m	GI	8.01	...	+1.1	-1.4	+.3/D
MKSP500IdxA m	LB	41.92	-.52	-3.6	-1.4	+10.4/B
MKSP500IdxI	LB	42.49	-.52	-3.5	-1.1	+10.7/B
MKSTMuniI	MS	9.55	...	+.3	+1.7	+1.2/A
MKTtlRetBdI	CI	10.17	+.01	+.8	-1.9	+2.5/B
MKTxFrBdA m	ML	9.86	-.02	+1.0	+1.0	+2.5/B
MKUnconsBdA m	NT	8.54	...	-1.0	-1.2	+4.1/B
MacKHYCorpBdA m	HY	5.45	...	-.6	-.2	+7.4/B
MacKHYCorpBdB m	HY	5.43	...	-.7	-.8	+6.5/C
MacKHYCorpBdC m	HY	5.43	...	-.7	-.8	+6.5/C
Mairs & Power						
BalInv	MA	91.17	-1.14	-2.3	-1.4	+7.3/A
GrInv	LB	118.59	-2.08	-3.9	-1.5	+10.1/B
SmCp d	SB	24.61	-.61	-5.2	-2.8	+10.4/A
Managed Account Seri						
MidCapDiv	MV	10.37	-.27	-4.9	-3.8	+10.0/A
Manning & Napier						
CorBdS	CI	10.31	...	+1.0	-1.5	+1.2/E
DiversTxEx	MS	10.88	-.02	+1.0	+.1	+.6/D
IntlSs	FG	7.45	-.05	-2.6	-18.4	+2.8/D
NYTxEx	SS	10.32	-.02	+1.1	-.1	+.5/D
PrBlndCnsrvTrmS	CA	13.38	-.05	-.2	-1.6	+3.8/E
PrBlndExtndTrmS	MA	16.74	-.11	-.7	-3.0	+5.2/D
PrBlndMaxTrmS	XM	20.07	-.24	-2.6	-3.4	+8.3/A
PrBlndModTrmS	CA	13.08	-.07	-.4	-2.7	+4.0/D
UnconsBdS	NT	10.27	-.01	+.1		+2.5/D
Marketfield						
I	LO	15.06	-.11	-2.1	-13.6	+.2/E
Marsico						
21stCentury x	MG	27.38	-1.92	-4.1	+4.5	+10.4/B
Foc x	LG	15.89	-1.91	-1.8	+3.5	+9.1/D
Glb x	WS	14.11	-.35	-4.0	-1.3	+9.6/A
Gr x	LG	15.92	-2.36	-2.5	+2.9	+8.8/D
MassMutual						
PrmCorBdA m	CI	10.15	-.30	+.7	-1.6	+1.3
PrmCorBdAdmin	CI	10.22	-.33	+.8	-1.3	+1.6
PrmCorBdI	CI	10.31	-.36	+.8	-1.0	+1.9
PrmCorBdR5	CI	10.35	-.35	+.8	-1.1	+1.8
PrmCorBdSvc	CI	10.29	-.34	+.8	-1.2	+1.7
PrmDiscpGrR5	LG	9.40	-3.11	-3.9	-1.0	+11.2/B
PrmDiscpGrSvc	LG	9.44	-3.09	-3.9	-1.1	+11.0/B
PrmDiversBdR5	CI	9.43	-.32	+.5	-1.4	+2.2
PrmGlbAdmin	WS	10.87	-3.10	-3.8	-11.5	+7.1/C
PrmGlbR5	WS	10.87	-3.13	-3.9	-11.4	+7.3/C
PrmHYI	HY	8.46	-.53	-1.0	-.3	+7.3
PrmInfPrtIncI	IP	9.80	-.38	+.3	-1.8	+2.1
PrmIntlEqR5	FG	10.64	-.60	-1.8	-17.3	+1.2
PrmMainStrtR5	LB	9.44	-1.54	-4.0	-3.8	+8.3/D
PrmShrtDurBdI	CS	9.93	-.39		+1.7	+2.2
PrmShrtDurBdR5	CS	9.97	-.37		+1.5	+2.1
PrmSmCpOppsR5	SB	12.33	-1.81	-6.3	-6.5	+8.8/B
PrmStrEMkI	EM	11.69	-.11	+.6	-11.8	+8.8/B
ReSTbyJPM2020Ad	TE	12.61	-.07	-.6	-2.4	+5.8
ReSTbyJPM2030Ad	TH	12.86	-.09	-1.0	-3.1	+7.2
ReSTbyJPM2030Sv	TH	12.87	-.10	-1.0	-3.0	+7.4
ReSTbyJPM2040Ad	TJ	12.53	-.11	-1.5	-4.2	+7.4
Rsl2000SCIdxI	SB	12.27	-.32	-6.0	-7.1	+9.6/B
RtrSmtModA m	MA	9.88	-.08	-1.0	-3.7	+5.2
RtrSmtModAdmin	MA	9.87	-.08	-1.0	-3.4	+5.5
RtrSmtModGrA m	AL	10.22	-.11	-1.6	-4.3	+7.0
RtrSmtModGrAdm	AL	10.21	-.10	-1.5	-4.0	+7.3
SP500IdxAdmin	LB	18.08	-.22	-3.6	-1.4	+10.5/B
SP500IdxI	LB	18.35	-.23	-3.6	-1.1	+10.9/A
SP500IdxR4 b	LB	17.86	-.22	-3.6	-1.5	+10.3/B
SP500IdxR5	LB	18.39	-.23	-3.6	-1.1	+10.7/A
SP500IdxSvc	LB	18.40	-.23	-3.6	-1.3	+10.6/B
SelBlChpGrA m	LG	19.64	-.08	+.3	+5.8	+13.8
SelBlChpGrAdm	LG	20.51	-.09	+.3	+6.0	+14.1
SelBlChpGrR5	LG	21.01	-.09	+.3	+6.2	+14.3
SelBlChpGrSvc	LG	20.80	-.09	+.3	+6.2	+14.3
SelDvrsValR5	LV	12.16	-.24	-3.8	-3.4	+9.7
SelEqOpportsA m	LB	15.84	-.22	-1.7	+3.2	+14.0
SelEqOpportsAdm	LB	16.65	-.23	-1.7	+3.4	+14.3
SelEqOpportsI	LB	17.19	-.24	-1.6	+3.7	+14.6
SelEqOpportsR5	LB	17.25	-.24	-1.6	+3.7	+14.5
SelFdmtlValA m	LV	10.66	-.21	-3.3	-6.5	+7.2
SelFdmtlValAdm	LV	10.83	-.21	-3.3	-6.2	+7.4
SelFdmtlVall	LV	10.77	-.21	-3.3	-5.9	+7.8
SelFdmtlValR5	LV	10.82	-.21	-3.4	-6.1	+7.6
SelGrOppsI	LG	11.49	-.08	+.2	+8.0	+10.8
SelGrOppsR5	LG	11.36	-.07	+.3	+8.0	+10.7
SelMCVall	MV	12.50	-.28	-4.1	-7.6	+8.5
SelOverseasI	FB	8.26	-.04	-2.0	-13.8	+4.6
SelOverseasR5	FB	8.28	-.04	-2.1	-13.8	+4.4
SelSmCoVall	SV	10.12	-.33	-6.1	-10.1	+8.0
SelSmCoValR5	SV	10.17	-.33	-6.2	-10.2	+7.9
SelSmCpGrEqI	SG	15.67	-.41	-4.4	+1.0	+11.4
SelSmCpGrEqR5	SG	15.48	-.41	-4.4	+.9	+11.3
SelStratBdAdm	CI	10.08	...	+1.2	-3.1	+2.3/B
SelStratBdR5	CI	10.13	+.01	+1.3	-2.9	+2.5/B
SelTtlRetBdI	CI	9.68	...	+1.3	-.7	+1.9/C
SelTtlRetBdSvc	CI	9.69	...	+1.3	-.8	+1.7/C

Name	Obj	NAV	Wk Chg	4-wk Rtn	YTD Rtn	3-yr Rtn/Rk
SelectMdCpGrA m	MG	18.33	-.24	-2.2	+.5	+10.1
SelectMdCpGrAdm	MG	19.80	-.26	-2.2	+.8	+10.4
SelectMdCpGrI	MG	21.39	-.28	-2.1	+1.1	+10.7
SelectMdCpGrR5	MG	21.19	-.27	-2.1	+.9	+10.6
SelectMdCpGrSvc	MG	20.69	-.27	-2.1	+.8	+10.5
Matthews						
AsiaDivInv	DP	16.25	-.93	+.3	-11.6	+8.2/B
AsiaGrInv	DP	23.55	-.54		-12.3	+8.3/B
AsiaInnovtrInv	PJ	11.46	-.28	+2.2	-17.2	+5.6/E
AsianGrIncInv	PJ	13.95	-1.47	+.7	-10.8	+4.0/E
ChinaInv	CH	14.86	-3.06	+.3	-18.7	+7.8/D
IndiaInv	EI	25.26	-4.28	+2.8	-13.7	+6.4/E
JapanInv	JS	19.27	-1.21	-2.6	-17.0	+4.1/C
KoreaInv	MQ	4.47	-.77	+1.9	-24.1	+2.0/D
PacTigerInv	PJ	26.78	-1.23	+1.7	-11.4	+8.7/C
McKee						
IntlEqInstl d	FB	11.37	-.15	-5.7	-18.0	+3.0/C
Meeder						
BalRetail b	TV	11.17	-.08	-.7	-2.3	+5.6
MuirfieldRetail b	TV	7.24	-.10	-1.5	-2.9	+7.3/A
Merger						
Inv b	NE	17.14	+.03	+1.2	+7.5	+4.6/A
Meridian						
ContrarianLgcy d	MG	40.58	-1.02	-5.3	-3.3	+12.6/A
GrLegacy d	SG	40.29	-1.32	-5.8	-3.2	+12.7/A
Merk						
HardCcyInv b	IB	9.11	-.08	-.8	-6.9	+.3/E
Metropolitan West						
FltngRtIncIs	BL	9.81	-.06	-1.7	+1.5	+3.8/D
HYBdInstl	HY	9.36	-.01	+.1	+.3	+5.4/E
HYBdM b	HY	9.37	...	+.1	+.1	+5.2/E
IntermBdInstl	CI	10.12	-.01	+.8		+1.3/D
LowDurBdI	CS	8.58	...	+.4	+.9	+1.2/C
LowDurBdM b	CS	8.57	-.01	+.3	+.6	+1.0/D
StratIncInstl	NT	7.81	...		+.8	+2.7/C
TtlRetBdI	CI	10.31	-.01	+1.1	-.8	+1.7/C
TtlRetBdM b	CI	10.32	...	+1.2	-.9	+1.5/D
TtlRetBdPlan	CI	9.71	...	+1.3	-.6	+1.8/C
UltraShrtBdIns	UB	4.25	...	+.2	+1.4	+1.2/D
UnconsBdI	NT	11.65	...		+.9	+2.9/C
UnconsBdM b	NT	11.66	...		+.7	+2.6/C
Miller						
OppC m	MB	22.33	-1.09	-9.9	-1.0	+7.4/B
OppI	MB	25.90	-1.27	-9.8		+8.5/B
Mondrian						
EmergMktsEq	EM	7.06	-.05	-1.8	-15.0	+6.1/D
IntlEq	FV	13.96	-.04	-3.9	-11.3	+4.8/A
Monetta						
CoreGr b	LG	19.46	-.29	-3.4	-1.5	+10.3/C
Morgan Stanley						
EuropeanEqIncB m	ES	15.60	-.14	-4.6	-12.5	+2.4/B
GlbFIOppsA m	MU	5.50	...	-.4		+4.2/C
GlbFIOppsI	MU	5.57	...	-.2	+.4	+4.5/B
InsInAcIntlAll d	FB	12.40	-.06	-1.7	-14.0	+3.0/C
InsInEMI d	EM	23.06	-.08	-.3	-17.5	+6.8/D
InsInGlbFrnchI	WS	24.94	-.06	-1.4	+1.7	+11.0/A
InsInGrA m	LG	41.43	-2.06	+.3	+12.3	+16.7/A
InsInGrI	LG	43.66	-2.05	+.3	+12.6	+17.0/A
InsInIntEqA m	FB	15.42	-.05	-3.6	-13.0	+2.8/D
InsInIntEqI d	FB	15.66	-.06	-3.6	-12.7	+3.1/C
InsIncSmCGrI d	SG	10.02	-1.44	-13.1	-8.1	+4.2/E
InsIncUSRlEstI	SR	11.66	-2.64	-1.2	-1.3	+4.0/D
InsMidCpGrA m	MG	13.13	-3.61	-22.1	-8.0	+3.9/E
InsMidCpGrI	MG	16.20	-3.60	-18.7	-3.7	+5.6/E
InsShDrIncI	CS	8.09	-.02	+.3	+1.9	+4.0/A
InstlCorpBdI	TW	11.43	-.07	+.2	-4.0	+5.7/A
InstlCrPlsFIA m	CI	10.70	-.07	+.9	-1.3	+5.2/A
InstlCrPlsFIIns	CI	10.68	-.08	+.8	-1.0	+5.6/A
InstlGlbStrA m	IH	13.91	-2.13	-13.8	-17.4	+.8/E
MltCpGrTrustA x	LG	34.69	-2.63	+1.4	+18.1	+19.2/A
MltCpGrTrustI x	LG	38.56	-2.59	+1.5	+18.4	+19.6/A
USGovtSecB m	CI	8.31	-.01	+.9	-1.3	+1.2/D
USGovtSecI	CI	8.31	-.01	+.9	-1.0	+1.6/D
Motley Fool						
GlbOppInv	WS	22.25	-.33	-2.5	-2.1	+9.8/A
SMCapGrInv	MG	22.05	-.46	-5.3	-9.4	+8.4/D
Muhlenkamp						
Muhlenkamp	LB	49.09	-.52	-3.1	-11.1	+.7/E
Nationwide						
A m	LB	24.06	-.26	-2.4	-1.7	+10.2
BdIdxA m	CI	10.62	...	+1.2	-1.7	+.8
BdIdxInstl	CI	10.60	...	+1.2	-1.3	+1.2
DynUSGrInstl	LB	12.54	-.22	-2.4	+4.7	+11.6
InDeAgrsA m	XM	9.37	-.11	-2.6	-6.2	+7.9
InDeAgrsSvc b	XM	9.39	-.11	-2.7	-6.2	+7.9
InDeCnsrvSvc b	XY	10.01	-.02	-.4	-1.7	+2.9
InDeMdA m	MA	9.58	-.07	-1.6	-3.8	+6.0
InDeMdC m	MA	9.37	-.07	-1.7	-4.4	+5.2
InDeMdlyAgrsA m	AL	9.79	-.10	-2.3	-5.1	+7.3
InDeMdlyAgrsSvc b	AL	9.76	-.10	-2.3	-5.3	+7.2
InDeMdlyCnsSvc b	CA	9.83	-.05	-1.1	-2.7	+4.4
InDeModSvc b	MA	9.53	-.08	-1.6	-3.9	+5.9
InstlSvc	LB	23.64	-.25	-2.4	-1.5	+10.4
IntlIdxA m	FB	7.30	-.05	-2.1	-11.4	+4.3
IntlIdxR6	FB	7.36	-.05	-2.2	-11.1	+4.6
MidCpMktIdxA m	MB	16.26	-.44	-5.0	-6.7	+9.2
MidCpMktIdxIns	MB	16.54	-.45	-4.9	-6.2	+9.7
S&P500IdxA m	LB	15.65	-.20	-2.5	+.4	+11.2
S&P500IdxInsSv	LB	15.75	-.20	-2.4	+.6	+11.4
S&P500IdxInstl	LB	15.80	-.19	-2.5	+.8	+11.7
S&P500IdxSvc b	LB	15.67	-.19	-2.4	+.4	+11.2
SmCpIdxA m	SB	12.70	-.33	-5.3	-6.0	+9.4
SmCpIdxInstl	SB	12.97	-.34	-5.2	-5.6	+9.9
Natixis						
IIOakmarkA m	LB	21.78	-.41	-5.9	-10.4	+9.0/C
IUSEqOppsA m	LG	35.00	-.45	-3.4	-3.1	+11.4/B
IUSEqOppsC m	LG	24.00	-.31	-3.5	-3.8	+10.5/C
IUSEqOppsY	LG	40.63	-.52	-3.4	-2.9	+11.6/B
IVghnNlsnSCVIA m	SB	16.15	-.43	-6.3	-11.1	+4.8/E
Neuberger Berman						
CorBdInstl	CI	9.86	...	+1.2	-1.8	+1.6/C
EmMktsDbtInstl	EB	8.06	-.03	+.4	-7.4	+5.6/B
EmMktsEqInstl	EM	17.76	-.09	+.2	-17.4	+9.4/B
EmMktsEqR6	EM	17.76	-.11	+.2	-17.4	+9.5/B
EqIncA m	LV	12.62	-.18	-1.7	-2.1	+9.1/B
EqIncC m	LV	12.53	-.17	-1.7	-2.8	+8.3/C
EqIncInstl	LV	12.67	-.18	-1.7	-1.8	+9.5/B
FltngRtIncInstl	BL	9.57	-.08	-2.2	+.6	+4.0/D
FocInv	LB	25.28	-.47	-4.5	-4.7	+7.4/E
GenesisAdv b	SG	55.52	-1.42	-5.7	-3.8	+9.6/C
GenesisInstl	SG	55.61	-1.41	-5.7	-3.3	+10.1/C
GenesisInv	SG	55.62	-1.41	-5.7	-3.4	+9.9/C
GenesisR6	SG	55.62	-1.41	-5.7	-3.2	+10.2/C
GenesisTrust	SG	55.63	-1.41	-5.7	-3.5	+9.9/C
GrtChinaEqIns	CH	12.95	+.05	-1.9	-19.0	+9.7/A
GuardianInstl	LG	17.06	-.25	-4.5	-2.5	+10.8/C
GuardianInv	LG	17.03	-.25	-4.5	-2.6	+10.6/C
HiIncBdInstl	HY	8.23	-.01	-.5	-.2	+7.0/B
HiIncBdInv	HY	8.21	-.02	-.6	-.5	+6.8/C
HiIncBdR6	HY	8.23	-.01	-.5	-.3	+7.1/B
IntlEqInstl	FG	11.33	-.12	-3.9	-15.4	+2.8/D
IntlEqInv	FG	11.30	-.12	-3.9	-15.7	+2.7/D
IntlSelInstl	FG	11.28	-.09	-3.6	-13.8	+3.5/D
IntrnsValInstl	SB	15.55	-.41	-6.9	-4.8	+8.7/B
LgCpValAdv b	LV	32.10	-.53	-2.6	+2.5	+14.8/A
LgCpValInstl	LV	32.14	-.53	-2.5	+3.0	+15.4/A
LgCpValInv	LV	32.13	-.52	-2.5	+2.9	+15.2/A
LgCpValTrust b	LV	32.11	-.53	-2.5	+2.7	+15.0/A
LgShA m	LO	13.97	+.15	-3.3	-4.9	+3.9/B
LgShC m	LO	13.94	+.80	-3.4	-5.6	+3.2/C
LgShInstl	LO	13.98	-.14	-3.3	-4.6	+4.3/B
MdCpGrInstl	MG	14.37	-.16	-3.2	-2.4	+9.2/C
MdCpGrInv	MG	14.34	-.16	-3.2	-2.6	+9.0/C
MdCpGrTrust	MG	14.33	-.16	-3.2	-2.6	+9.0/C
MltCpOppsA m	LB	18.21	-.11	-4.1	-2.2	+11.6/A
MltCpOppsInstl	LB	18.23	-.26	-4.1	-1.8	+12.0/A
MuniIntermBdIns	MI	11.53	-.02	+1.4	+.4	+1.6/C
RlEsttInstl	SR	13.09	-.23	+.7	+.8	+6.8/A
RlEsttTrust b	SR	13.04	-.23	+.7	+.7	+6.5/B
ShrtDurHiIncIns	HY	9.36	...		+1.0	+5.0/E
StratIncA m	MU	10.52	-.01	-.2	-2.4	+3.6/D
StratIncC m	MU	10.51	-.01	-.3	-3.0	+2.9/D
StratIncInstl	MU	10.51	-.01	-.2	-2.0	+4.0/C
StratIncR6	MU	10.51	...	-.1	-1.8	+4.1/C
SustEqA m	LB	37.26	-.70	-4.2	-2.4	+8.8/D
SustEqInst	LB	37.27	-.70	-4.2	-2.1	+9.2/C
SustEqInv	LB	37.27	-.69	-4.2	-2.3	+9.0/C
SustEqR6	LB	37.27	-.70	-4.2	-2.0	+9.3/C
SustEqTrust b	LB	37.27	-.70	-4.2	-2.4	+8.8/D
New Alternatives						
A f	SW	54.28	-.32	+1.8	-2.3	+11.7/A
New Covenant						
BalGr x	MA	94.38	-5.11	-1.8	-1.4	NA
BalInc x	CA	19.95	-.83	-.8	-1.2	+4.0/D
Gr	LG	38.07	-3.01	-3.7	-2.4	+9.1/D
Inc	CS	22.53	...	+.9	-.6	+1.4/C
Nicholas						
EqIncI	LV	19.15	-.26	-3.3	-.7	+8.9/B
HiIncInstl	HY	8.58	+.01		-1.4	+4.7/E
III	MG	27.10	-.40	-3.9	-2.1	+9.2/C
LtdEditionInstl	SG	26.71	-.43	-4.6	+1.5	+11.7/B
Nicholas	LG	61.37	-.63	-3.4	+1.7	+7.2/E
1919						
FinclSvcsA m	SF	23.23	-.87	-7.3	-13.2	+8.6/A
SclyRspnsvBalA m	MA	16.87	-.15	-2.0	+.4	+7.6/A
North Country						
EqGr	LG	16.53	-1.54	-4.4	-.5	+9.5/D
IntermBd	TW	9.79	-.03	+.7	-1.9	+.6/E
Northeast Investors						
NorthstInvTrust	HY	4.32	-.06	-1.8	-4.2	+5.5/D
Northern						
ActvMEmergMktEq d	EM	18.43	-.07	-.8	-15.1	+9.6/B
ActvMIntlEq d	FB	10.26	-.14	-2.4	-11.1	+5.0
ArizonaTxEx	SI	10.39	-.02	+1.5	+.4	+1.9/A
BdIdx	CI	10.15	...	+1.3	-1.1	+1.5/D
CAIntermTxEx	MF	10.43	-.02	+1.4	+.5	+1.4/C
CATxEx	MC	11.27	-.03	+1.5	+.2	+1.8/D
CorBd	CI	9.77	-.01	+.9	-1.9	+1.3/D
EmMktsEqIdx d	EM	10.97	-.04	+.4	-14.7	+9.9/A
FI	CI	9.64	...	+.6	-2.2	+1.7/C
GlbRlEsttIdx d	GR	10.16	-.11	+.7	-2.6	+6.2/B
GlbTactAsstAllc	IH	12.04	-.06	-1.4	-6.6	+5.6/B
HYFI d	HY	6.38	-.02	-1.5	-1.7	+5.9/D
HYMuni	HM	8.49	-.02	+1.1	-.3	+2.3/E
IncEq	LV	13.73	-.16	-3.8	-2.9	+9.5/B
IntermTxEx	MI	10.33	-.02	+1.3	+.2	+1.4/C
IntlEq d	FV	8.84	-.07	-4.5	-13.8	+3.6/B
IntlEqIdx d	FB	11.32	-.07	-3.5	-12.3	+4.3/B
LgCpCor	LV	18.25	-.29	-4.4	-3.0	+9.4/B
LgCpVal	LV	15.50	-.32	-4.5	-5.0	+8.2/C
MidCpIdx	MB	17.86	-.48	-5.7	-7.6	+9.4/A
MltMgrGlbRlEstt d	GR	10.57	-.15	-.4		+5.4/C
ShrtBd	CS	18.41	-.01	-.1	+.4	+1.1
ShrtIntermTxEx	MS	10.23	...	+.8	+1.1	+.7/D
SmCpCor	SB	23.89	-.59	-5.5	-6.6	+9.1/B
SmCpIdx	SB	12.65	-.33	-5.9	-7.1	+9.5/B
SmCpVal	SV	21.01	-.61	-6.2	-10.2	+7.3/B
StkIdx	LB	31.00	-.38	-3.5	-1.0	+10.9/A
TxEx	ML	10.35	-.03	+1.4	-.2	+1.8/D
USTrsIdx	GI	20.88	-.02	+1.5	-.5	+.7/C
Nuveen						
AlAmrMuniBdA m	ML	11.27	-.03	+1.3	-.2	+2.8/A
AlAmrMuniBdC2 m	ML	11.27	-.03	+1.2	-.7	+2.2/B
CAMuniBdA m	MC	10.87	-.03	+1.3	-.6	+2.2/B
CAMuniBdI	MC	10.88	-.03	+1.3	-.3	+2.4/B

Name	Obj	NAV	Wk Chg	4-wk Rtn	YTD Rtn	3-yr Rtn/Rk
ClrdMuniBdA m	SL	10.49	-.02	+1.3	+.1	+2.2/A
CnctMuniBdA m	SL	10.29	-.01	+1.1	+.2	+1.6/C
CorPlusBdI	CI	10.47	...	+.4	-2.1	+3.0/A
DivValA m	LV	13.85	-.21	-3.4	-5.3	+9.9/A
DivVall	LV	14.03	-.22	-3.4	-5.1	+10.1/A
GeorgiaMuniBdA m	SL	10.39	-.03	+1.5	-.6	+1.0/D
HYMuniBdA m	HM	16.83	-.06	+1.1	+1.2	+4.9/A
HYMuniBdC2 m	HM	16.82	-.06	+1.0	+.7	+4.3/A
HYMuniBdI	HM	16.83	-.06	+1.1	+1.4	+5.1/A
HiIncBdA m	HY	7.11	-.01	-1.4	-2.3	+8.6/A
HiIncBdI	HY	7.14	...	-1.4	-2.1	+8.9/A
IntermDrMnBdA m	MI	9.06	-.01	+1.2	+.8	+2.1/A
IntermDrMnBdI	MI	9.08	-.02	+1.1	+1.0	+2.3/A
KansasMnBdA m	SL	10.49	-.01	+1.0	+1.3	+1.9/A
KentuckyMnBdA m	SL	10.53	-.02	+1.4		+1.5/C
LgCpValA m	LV	24.00	-.77	-7.8	-7.6	+9.2/B
LgCpVall	LV	24.14	-.78	-7.8	-7.3	+9.5/B
LouisianaMnBdA m	SL	10.92	-.02	+1.2	+.7	+1.8/B
LtdTrmMnBdA m	MS	10.88	-.01	+.8	+1.3	+1.2/A
LtdTrmMnBdC2 m	MS	10.85	-.01	+.8	+1.0	+.8/C
LtdTrmMnBdI	MS	10.84	-.01	+.8	+1.5	+1.4/A
MAMnBdA m	MT	9.83	-.02	+1.3	-.8	+1.7/A
MAMnBdI	MT	9.82	-.03	+1.2	-.8	+1.9/A
MNIntermMnBdA m	SM	10.16	-.01	+1.3	+.2	+1.6/B
MNIntermMnBdI	SM	10.11	-.01	+1.2	+.3	+1.8/B
MNMnBdA m	SM	11.38	-.03	+1.3	-.4	+1.9/A
MNMnBdI	SM	11.37	-.03	+1.3	-.2	+2.2/A
MichiganMnBdA m	SL	11.25	-.02	+1.5	-.1	+1.8/B
MichiganMnBdI	SL	11.24	-.01	+1.6	+.2	+2.0/A
MidCpGrOppsA m	MG	34.41	-.45	-4.8	-6.4	+6.1/E
MidCpGrOppsI	MG	41.62	-.54	-4.7	-6.2	+6.3/E
MidCpVall	MV	37.39	-.83	-5.1	-8.8	+8.9/A
MissouriMnBdA m	SL	11.04	-.02	+1.2	+.4	+2.3/A
MryIndMnBdA m	SL	10.44	-.03	+1.2		+2.1/A
MryIndMnBdI	SL	10.44	-.03	+1.2	+.2	+2.3/A
NAMnBdA m	SL	10.56	-.02	+1.5	-.9	+1.4/C
NAMnBdI	SL	10.61	-.02	+1.5	-.6	+1.6/B
NWQIntlVall	FV	21.75	-.27	-5.6	-17.1	+1.6/D
NWQSmCpValA m	SB	43.85	-2.10	-9.0	-16.4	+5.0/E
NWQSmCpVall	SB	45.11	-2.16	-8.9	-16.2	+5.2/E
NYMnBdA m	MY	10.66	-.03	+1.2	-.4	+2.0/B
NYMnBdI	MY	10.67	-.03	+1.2	-.3	+2.2/A
NewJerseyMnBdA m	MJ	11.04	-.03	+1.5	+.1	+2.6/B
NewJerseyMnBdI	MJ	11.08	-.03	+1.6	+.3	+2.8/A
OhioMnBdA m	MO	11.20	-.02	+1.3	+.3	+1.9/B
OhioMnBdI	MO	11.16	-.02	+1.3	+.6	+2.1/A
OrgIntermMnBdI	SI	10.06	-.01	+1.4	+.3	+1.4/B
PEMnBdA m	MP	10.64	-.03	+1.4	+.2	+2.0/B
PEMnBdI	MP	10.62	-.03	+1.3	+.4	+2.2/B
RlEsttSecA m	SR	19.63	-.43	+.2	+.4	+5.2/C
RlEsttSecI	SR	19.96	-.44	+.2	+.6	+5.5/C
ShrtTrmBdA m	CS	9.73	...	+.3	+.9	+1.4/C
ShrtTrmBdI	CS	9.74	...	+.3	+1.1	+1.6/B
ShrtTrmMnBdI	MS	9.99	...	+.6	+1.1	+.9/C
SmCpValA m	SV	21.12	-.75	-8.1	-17.9	+4.9/E
SmCpVall	SV	21.89	-.78	-8.0	-17.6	+5.2/D
StrBalAllcA m	MA	9.71	-.11	-1.7	-7.4	+3.2
StrGrAllcA m	MA	11.70	-.17	-2.5	-8.1	+4.9
StrIncl	MU	9.95	+.01	-.4	-2.8	+4.1/C
TNMnBdA m	SL	11.44	-.01	+1.2	-.1	+1.6/B
VirginiaMnBdA m	SL	10.82	-.03	+1.2	-.4	+1.9/A
VirginiaMnBdI	SL	10.80	-.03	+1.2	-.2	+2.1/A
Oak Associates						
LiveOakHlthSci	SH	17.18	-2.82	-4.5	+.9	+5.2/C
PinOakEq	LB	61.63	-2.83	-4.5	-3.8	+10.0/B
RedOakTechSel	ST	24.68	-1.17	-2.1	+5.0	+19.9/A
WhiteOakSelGr	LB	86.53	-1.96	-1.7	+2.2	+11.6/A
Oak Ridge						
SmCpGrA m	SG	12.60	-.39	-7.6	-3.6	+5.7/E
Oakmark						
EqAndIncInv	MA	27.42	-3.07	-3.2	-6.5	+6.2/C
GlbInv	WS	24.25	-3.88	-6.1	-16.5	+4.2/E
GlbSelInv	WS	14.77	-.93	-6.9	-19.6	+2.9/E
IntlInv	FB	20.82	-1.47	-5.4	-22.1	+3.8/C
IntlSmCpInv d	FQ	12.75	-1.46	-7.3	-22.0	+2.2/D
Inv	LB	70.43	-6.94	-6.0	-10.0	+9.3/C
SelInv	LB	35.08	-2.61	-7.8	-23.0	+1.8/E
Oberweis						
ChinaOpps m	CH	12.23	-.04	-2.7	-23.3	+3.7/E
IntlOpps m	FR	19.77	-.41	-6.4	-22.4	+1.9/D
IntlOppsInstl d	FR	10.01	-.20	-6.3	-21.6	+2.3/D
MicroCp m	SG	22.90	-.67	-8.2	-8.8	+13.7/A
Old Westbury						
AllCpCor	LB	15.73	-.94	-2.9	-1.1	+9.2/C
FI	CI	10.81	-.06	+.9	-.2	+.6/E
GlbSmMdCpStrat	SW	15.23	-.21	-3.7	-9.1	+6.1/D
LgCpStrats	WS	12.98	-.76	-2.8	-6.2	+5.9/D
MnBd	MI	11.74	-.01	+1.3	+.3	+.8/E
StratOpps	IH	7.38	-.08	-3.0	-5.6	+4.4/D
Olstein						
AllCpValAdv	LV	21.29	-2.22	-4.8	-6.8	+7.1/D
AllCpValC m	LV	16.68	-2.13	-4.9	-7.7	+6.0/E
Oppenheimer						
ActvAllcA m	AL	13.47	-.12	-1.7	-6.6	+5.6
ActvAllcC m	AL	13.09	-.12	-1.8	-7.2	+4.8
ActvAllcR b	AL	13.37	-.12	-1.7	-6.8	+5.3
CnsrvInvA m	CA	9.21	-.04	-.4	-2.8	+3.7
CnsrvInvC m	CA	9.04	-.04	-.4	-3.5	+2.9
CptlAprcA m	LG	52.54	-5.00	-1.9	-.2	+7.8
CptlAprcC m	LG	38.29	-4.89	-2.0	-1.0	+7.0
CptlAprcR b	LG	49.18	-4.98	-2.0	-.5	+7.5
CptlAprcY	LG	57.25	-5.06	-1.9		+8.0
CptlIncA m	CA	9.73	-.15	-1.4	-1.9	+4.0
CptlIncC m	CA	9.41	-.13	-1.4	-2.7	+3.2
CptlIncR b	CA	9.59	-.14	-1.4	-2.2	+3.8
DevMktsA m	EM	38.35	-.08	+2.8	-10.5	+9.7
DevMktsC m	EM	35.71	-.08	+2.7	-11.1	+8.9
DevMktsR b	EM	36.87	-.08	+2.7	-10.7	+9.5
DevMktsY	EM	37.77	-.07	+2.8	-10.3	+10.0
DiscvA m	SG	65.19	-15.89	-4.6	+1.0	+10.9
DiscvC m	SG	43.29	-.89	-4.7	+.2	+10.1
DiscvMCGrA m	MG	17.39	-.18	-3.6	-3.9	+8.1/D
DiscvMCGrC m	MG	13.94	-.15	-3.7	-4.6	+7.3/D
DiscvMCGrR b	MG	16.12	-.17	-3.7	-4.2	+7.8/D
DiscvY	SG	75.08	-1.53	-4.6	+1.2	+11.2
DivOppA m	LV	21.96	-.81	-3.1	-4.9	+8.0/C
EqIncA m	LV	27.45	-2.75	-3.4	-5.7	+7.3
EqIncC m	LV	21.25	-2.61	-3.5	-6.4	+6.5
EqIncR b	LV	26.12	-2.72	-3.4	-6.0	+7.1
EqInvA m	WS	16.43	-.17	-2.1	-9.5	+5.9
EqInvC m	WS	15.90	-.17	-2.2	-10.2	+5.1
FdmtlAltsA m	GY	26.16	-.62	-1.3	-.2	+.9
FdmtlAltsC m	GY	23.18	-.41	-1.4	-.9	+.1
GlbA m	WS	75.63	-.75	-2.3	-9.9	+8.0
GlbAllcA m	IH	18.05	-.15	-1.0	-7.8	+3.7
GlbAllcC m	IH	17.16	-.14	-1.0	-8.4	+3.0
GlbAllcY	IH	18.06	-.14	-.9	-7.6	+4.0
GlbC m	WS	68.84	-2.11	-2.4	-10.5	+7.2
GlbOppsA m	SW	53.24	-.99	-3.5	-12.7	+15.4
GlbOppsC m	SW	46.08	-.87	-3.5	-13.3	+14.6
GlbOppsR b	SW	50.90	-.95	-3.5	-12.9	+15.1
GlbOppsY	SW	54.05	-1.01	-3.4	-12.5	+15.7
GlbR b	WS	75.29	-.76	-2.4	-10.1	+7.7
GlbStrIncA m	MU	3.62	...	-.3	-3.9	+2.8
GlbStrIncC m	MU	3.61	...	-.4	-4.9	+1.9
GlbStrIncR b	MU	3.62	...	-.4	-4.4	+2.4
GlbStrIncY	MU	3.61	-.01		-3.7	+3.0
GlbY	WS	75.64	-.74	-2.3	-9.7	+8.3
GoldSpecMnralA m	SP	13.44	-.15	+5.2	-17.2	+12.8
GoldSpecMnralC m	SP	12.23	-.14	+5.2	-17.7	+12.0
GoldSpecMnralR b	SP	12.79	-.14	+5.2	-17.3	+12.5
IntlBdA m	IB	5.32	-.03	+.6	-6.5	+3.0
IntlBdC m	IB	5.31	-.02	+.6	-7.0	+2.3
IntlBdR b	IB	5.31	-.02	+.4	-6.7	+2.7
IntlBdY	IB	5.32	-.02	+.6	-6.3	+3.3
IntlDiversA m	FG	15.86	-.10	-1.0	-12.0	+6.0
IntlDiversC m	FG	15.32	-.10	-1.0	-12.5	+5.3
IntlDiversR b	FG	15.63	-.11	-1.0	-12.1	+5.8
IntlEqA m	FB	18.57	-.32	-1.1	-14.9	+4.8
IntlGrA m	FG	35.37	-.50	-3.4	-18.6	+.8/E
IntlGrC m	FG	33.64	-.19	-3.4	-19.2	+.1/E
IntlGrR b	FG	34.73	-.40	-3.4	-18.8	+.6/E
IntlGrY	FG	35.11	-.61	-3.4	-18.4	+1.1/E
IntlSmMidCoA m	FR	41.72	-5.17	-3.8	-5.2	+9.8
IntlSmMidCoC m	FR	38.02	-4.89	-3.8	-5.9	+9.0
IntlSmMidCoR b	FR	39.65	-5.07	-3.8	-5.4	+9.6
IntlSmMidCoY	FR	41.25	-5.34	-3.8	-5.0	+10.1
LtdTrmBdA m	CS	4.43	...		+.5	+1.5/B
LtdTrmBdC m	CS	4.42	...	-.1	-.2	+.7/D
LtdTrmBdY	CS	4.45	...		+.8	+1.9/B
LtdTrmGvtA m	GS	4.30	-.02	+.4	+.7	+.6
LtdTrmGvtC m	GS	4.30	-.02	+.4	-.3	-.2
LtdTrmGvtY	GS	4.31	-.02	+.7	+.9	+.9
MainStrtAllCpA m	LB	15.37	-1.61	-3.4	-5.2	+7.0
MainStrtAllCpC m	LB	13.92	-1.50	-3.4	-5.9	+6.2
MidCpValA m	MV	44.81	-1.29	-7.0	-14.1	+6.0/D
MidCpValC m	MV	36.00	-1.77	-7.1	-14.7	+5.2/E
MidCpValY	MV	46.12	-1.32	-7.0	-13.9	+6.2/D
MnStrA m	LB	41.35	-.54	-3.9	-3.9	+8.2/D
MnStrC m	LB	38.87	-.51	-4.0	-4.6	+7.4/E
MnStrMidCpA m	MB	21.71	-4.03	-4.4	-7.0	+7.2
MnStrMidCpC m	MB	17.31	-3.79	-4.5	-7.6	+6.4
MnStrMidCpR b	MB	20.40	-3.96	-4.5	-7.1	+6.9
MnStrMidCpY	MB	23.67	-4.20	-4.4	-6.7	+7.5
MnStrR b	LB	40.50	-.53	-4.0	-4.1	+7.9/D
MnStrY	LB	40.90	-.54	-3.9	-3.7	+8.4/D
ModInvA m	MA	11.57	-.09	-1.3	-4.6	+5.0
ModInvC m	MA	11.27	-.09	-1.4	-5.3	+4.2
ModInvR b	MA	11.48	-.09	-1.3	-4.8	+4.8
RisingDivsA m	LB	17.23	-.21	-3.1	-1.6	+6.9
RisingDivsC m	LB	14.35	-.17	-3.1	-2.3	+6.1
RisingDivsR b	LB	17.11	-.20	-3.0	-1.8	+6.6
RisingDivsY	LB	17.91	-.21	-3.0	-1.4	+7.1
RlEsttA m	SR	23.80	-1.29	+.3	+.8	+5.0
RlEsttC m	SR	23.11	-1.23	+.2	+.1	+4.2
RlEsttR b	SR	23.67	-1.28	+.3	+.6	+4.7
RlEsttY	SR	24.07	-1.32	+.3	+1.1	+5.2
SrFltngRtA m	BL	7.83	-.07	-2.3	+.6	+5.4
SrFltngRtC m	BL	7.84	-.06	-2.4	-.1	+4.6
TotalReturnBdA m	CI	6.55	...	+.6	-1.7	+1.5
TotalReturnBdC m	CI	6.55	...	+.5	-2.5	+.7
TotalReturnBdY	CI	6.51	...	+.6	-1.5	+1.8
ValA m	LV	29.98	-4.57	-4.6	-8.2	+6.7/E
ValC m	LV	28.43	-4.47	-4.7	-8.9	+5.9/E
ValY	LV	30.74	-4.61	-4.6	-8.0	+7.0/D
Oppenheimer Rocheste						
AMTFreeMnsA m	HM	7.03	-.03	+.8	+7.1	+5.3
AMTFreeMnsC m	HM	6.97	-.03	+.8	+6.2	+4.5
AMTFreeNYMnsA m	MY	11.13	-.03	+1.0	+6.0	+4.0/A
AMTFreeNYMnsC m	MY	11.14	-.03	+1.0	+5.2	+3.2/A
CAMnA m	MC	8.40	-.03	+1.1	+6.2	+4.9/A
CAMnC m	MC	8.36	-.03	+1.1	+5.4	+4.1/A
HYMnA m	HM	7.25	-.04	+1.0	+8.6	+7.0/A
HYMnC m	HM	7.22	-.04	+1.0	+8.0	+6.3/A
LtdTrmCAMnA m	SS	3.17	-.01	+.8	+6.5	+2.6/A
LtdTrmCAMnC m	SS	3.16	-.01	+.8	+6.1	+1.9/A
LtdTrmNYMnA m	SS	2.95	-.01	+.8	+10.0	+2.6/A
LtdTrmNYMnC m	SS	2.93	-.01	+.7	+9.3	+1.8/A
MnsA m	MY	15.29	-.09	+.9	+8.3	+6.2/A
MnsC m	MY	15.25	-.09	+.9	+7.6	+5.4/A
MnsY	MY	15.29	-.09	+.9	+8.5	+6.4/A
NewJerseyMnA m	MJ	9.24	-.02	+.5	+13.7	+3.3/A
NewJerseyMnC m	MJ	9.25	-.02	+.5	+13.0	+2.6/B
PennsylvaniaMnA m	MP	10.41	-.05	+.8	+10.6	+4.6/A
PennsylvaniaMnC m	MP	10.38	-.05	+.8	+9.8	+3.8/A
ShrtDurHYMuniA m	HM	4.41	-.01	+.5	+12.7	+3.0/C
ShrtDurHYMuniC m	HM	4.38	-.01	+.2	+11.7	+2.1/E

Continued on **next page**

Mutual Funds

Continued from **previous page**

Name	Obj	NAV	Wk Chg	4-wk Rtn	YTD Rtn	3-yr Rtn/Rk
Oppenheimer SteelPat						
MLPAlphaA m	LP	6.63	-.06	-2.7	-10.4	+4.3/E
MLPAlphaC m	LP	6.21	-.06	-2.7	-11.0	+3.6/E
MLPAlphaPlusY	LP	5.30	-.05	-3.4	-15.0	+5.5/D
MLPAlphaY	LP	6.84	-.06	-2.6	-10.2	+4.6/E
MLPIncA m	LP	5.37	-.05	-3.6	-6.3	+6.4/C
MLPIncCs m	LP	4.97	-.05	-3.7	-7.1	+5.6/D
MLPIncY	LP	5.54	-.05	-3.7	-6.1	+6.7/C
MLPSel40A m	LP	7.36	-.02	-1.5	-4.8	+4.7/E
MLPSel40C m	LP	6.91	-.02	-1.6	-5.6	+3.9/E
MLPSel40I	LP	7.64	-.02	-1.6	-4.7	+5.0/D
MLPSel40Y	LP	7.61	-.02	-1.4	-4.7	+4.9/D
Optimum						
FxdIncC m	CI	9.11	-.14	+.6	-2.4	+1.0/E
FxdIncInstl	CI	9.08	-.24	+.6	-1.5	+2.0/C
IntlInstl	FB	11.72	-1.11	-3.6	-12.4	+7.1/A
LgCpGrC m	LG	12.28	-2.37	-2.1	+1.8	+10.5/C
LgCpGrInstl	LG	16.23	-2.39	-2.0	+2.8	+11.6/B
LgCpValC m	LV	14.54	-.79	-4.1	-7.0	+6.1/E
LgCpValInstl	LV	14.71	-.96	-3.9	-6.0	+7.1/D
SmMidCpGrIns	SG	12.87	-3.26	-4.8	-.3	+10.2/C
SmMidCpValIns	SV	11.89	-1.40	-7.0	-13.3	+4.2/E
Osterweis						
Osterweis	LB	18.92	-.29	-2.1	-4.2	+5.9/E
StrInc	HY	11.01	-.02	-.8	+.2	+5.8/D
PGIM Investments						
BalancedA m	MA	14.25	-1.01	-2.3	-3.6	+6.1/C
BalancedZ	MA	14.35	-1.03	-2.3	-3.4	+6.4/B
CAMuniIncA m	MC	10.32	-.02	+1.0		+1.7/D
CoreBondZ	CI	9.57	...	+1.1	-1.2	+2.0/C
GlbRlEstA m	GR	23.62	-.36	+.2	-1.0	+4.3/D
GlbRlEstC m	GR	23.09	-.36	+.1	-1.3	+3.7/D
GlbRlEstZ	GR	23.74	-.37	+.2	-.4	+4.7/C
GlbTtlRetA m	IB	6.41	-.02	+1.2	-3.4	+3.9/A
GovrnIncA m	GI	9.25	-.01	+1.3	-.9	+.8/B
HighYieldA m	HY	5.24	...	-.4	+.4	+8.1/A
HighYieldB m	HY	5.23	-.01	-.7		+7.5/B
HighYieldC m	HY	5.23	-.01	-.7	-.2	+7.3/B
HighYieldZ	HY	5.25	-.01	-.4	+.7	+8.4/A
Jen20/20FocA m	LG	14.30	-.17	-3.8	-2.1	+9.0/D
Jen20/20FocC m	LG	10.04	-.11	-3.7	-2.6	+8.3/E
Jen20/20FocZ	LG	15.90	-.19	-3.7	-1.7	+9.4/D
JenEqIncC m	LB	14.34	-.11	-3.1	-4.6	+6.3/E
JenEqOppA m	LB	17.57	-.50	-5.3	-9.6	+7.5/E
JenFinSerA m	SF	12.53	-.46	-8.5	-12.7	+4.3/E
JenHealSciA m	SH	45.86	-.83	-1.4	+2.3	+6.1/B
JenHealSciC m	SH	34.89	-.63	-1.4	+1.7	+5.4/C
JenHealSciZ	SH	50.56	-.91	-1.3	+2.6	+6.4/B
JenMidCapGrA m	MG	23.30	-10.59	-4.1	-5.5	+6.9/E
JenMidCapGrC m	MG	15.77	-10.47	-4.2	-6.1	+6.2/E
JenMidCapGrZ	MG	26.02	-10.63	-4.1	-5.3	+7.2/D
JenNatResA m	SN	29.05	-.96	-7.7	-24.3	+2.0/D
JenSmlComA m	SG	18.66	-4.30	-6.0	-10.4	+7.2/E
JenSmlComC m	SG	8.65	-3.97	-5.8	-10.7	+6.5/E
JenSmlComZ	SG	20.35	-4.43	-5.9	-10.1	+7.5/E
JenUtlA m	SU	14.87	+.11	+3.5	+7.3	+14.0/B
JenUtlC m	SU	14.79	+.11	+3.4	+6.5	+13.2/C
JenUtlZ	SU	14.89	+.11	+3.5	+7.5	+14.3/B
JenniFocGrA m	LG	13.23	-.55	-1.2	+5.2	+11.6/B
JennisonBldA m	LG	17.73	-2.47	-4.4	-4.6	+7.7/E
JennisonDivGrA m	LG	11.46	-1.30	-3.1	+2.0	+10.8/C
JennisonGrA m	LG	34.85	-2.24	-2.3	+1.8	+11.3/B
JennisonGrC m	LG	27.53	-2.20	-2.3	+1.2	+10.5/C
JennisonGrZ	LG	37.73	-2.27	-2.2	+2.1	+11.6/B
JennisonValA x	LV	17.16	-2.01	-5.9	-8.3	+6.4/E
MuniHiIncA m	HM	9.99	-.03	+1.0	+.6	+3.1/C
MuniHiIncC m	HM	9.99	-.03	+1.0	-.1	+2.3/E
NationalMuniA m	MI	14.41	-.03	+1.2		+1.7/B
QMADefEqA m	LB	11.33	-3.14	-3.9	-3.6	+7.3/E
QMAIntlEqA m	FV	6.67	-.04	-3.9	-16.3	+4.0/B
QMALrgCaCoEqA m	LB	13.06	-3.14	-4.1	-4.0	+9.9/C
QMASmCpValZ	SV	17.14	-.71	-7.9	-15.2	+7.0/C
QMAStockIdxI x	LB	41.92	-10.25	-5.9	-3.5	+9.9/B
QMAStockIdxZ x	LB	41.93	-10.22	-5.9	-3.5	+9.9/C
ShTerCorBdA m	CS	10.68	...	+.1	-.1	+1.4/C
TtlRetBdA m	CI	13.97	-.01	+1.1	-1.7	+3.0/A
TtlRetBdC m	CI	13.96	...	+1.0	-2.3	+2.3/B
TtlRetBdZ	CI	13.92	-.01	+1.1	-1.5	+3.3/A
PIA Mutual Funds						
ShrtTrmSecAdv	UB	9.97	...		+1.1	+1.2/D
PIMCO						
AlAstA m	TV	11.33	-.07	+.2	-4.7	+7.1
AlAstAdmin b	TV	11.34	-.07	+.2	-4.5	+7.4
AlAstAllAthA m	TV	8.22	-.05	+.1	-6.5	+5.9
AlAstAllAthC m	TV	8.20	-.05		-7.1	+5.1
AlAstAllAthI2	TV	8.22	-.05	+.1	-6.1	+6.3
AlAstAllAthIns	TV	8.22	-.05	+.1	-6.1	+6.4
AlAstC m	TV	11.25	-.08	+.1	-5.4	+6.4
AlAstI2	TV	11.35	-.07	+.2	-4.4	+7.5
AlAstInstl	TV	11.33	-.07	+.2	-4.3	+7.7
CAIntermMnBdIns	MF	9.59	-.01	+1.2	+.4	+1.6/B
CAShrtDrMnIncIn	SS	9.81	...	+.4	+1.1	+.9/C
CmdPlsStrA m	BB	5.25	-.08	-4.2	-6.9	+6.8/A
CmdPlsStrI2	BB	5.31	-.08	-4.2	-6.5	+7.2/A
CmdPlsStrIs	BB	5.34	-.08	-4.1	-6.5	+7.3/A
CmdtyRlRtStrA m	BB	5.79	-.18	-.7	-8.1	+2.4
CmdtyRlRtStrI2	BB	5.92	-.19	-.7	-7.6	+2.8
CmdtyRlRtStrIns	BB	5.94	-.19	-.7	-7.6	+2.9
CreditOppsBdI	XS	9.87	...	-.4	-.3	+5.1/A
DivandIncA m	IH	10.85	-.10	-2.8	-6.6	+6.5
DivandIncC m	IH	10.79	-.10	-2.9	-7.2	+5.6
DiversIncA m	MU	10.43	...		-1.0	+5.7
DiversIncC m	MU	10.43	...	-.1	-1.7	+4.9
DiversIncI2	MU	10.43	...		-.7	+6.0
DiversIncInstl	MU	10.43	...		-.7	+6.1
DynamicBdA m	NT	10.66	-.03	-.5	+1.4	+4.4/B
DynamicBdC m	NT	10.66	-.03	-.6	+.7	+3.5/C
DynamicBdI	NT	10.66	-.03	-.5	+1.8	+4.8/A
DynamicBdI-2	NT	10.66	-.03	-.5	+1.7	+4.7/A
EMBdA m	EB	9.76	+.04	+.8	-4.6	+6.5/A
EMBdI2	EB	9.76	+.04	+.8	-4.4	+6.8/A
EMBdInstl	EB	9.76	+.04	+.8	-4.3	+6.9/A
EMCcy&S/TInmtl	CR	8.57	-.04	+.3	-5.7	+4.1/A
EMCorpBdInstl	EB	10.17	...	-.2	-.9	+7.0/A
EMFullSpcBdIns	EB	6.96	-.03	+.5	-6.2	+5.9/B
EmergLclBdA m	XP	6.47	-.07	+.6	-9.4	+5.0/C
EmergLclBdInstl	XP	6.47	-.07	+.7	-9.1	+5.4/A
EqSLSA m	LO	10.80	-.89	-.4	+1.3	+3.9
EqSLSC m	LO	10.27	-.89	-.4	+.6	+3.1
EqSLSI2	LO	10.98	-.90	-.4	+1.5	+4.1
EqSLSInstl	LO	11.07	-.90	-.4	+1.6	+4.3
ExtendedDrInstl	GL	7.18	-.07	+5.2	-7.5	+1.2
GNMA&GovtSecA m	GI	10.72	-.01	+1.6	-.5	+.7
GNMA&GovtSecI	GI	10.72	-.01	+1.6	-.2	+1.1
GNMA&GovtSecI-2	GI	10.72	-.01	+1.6	-.2	+1.0
GlBdOppsUSDHA m	IB	10.01	+.01	-.5	-.9	+2.8
GlBdOppsUSDHI	IB	10.01	+.01	-.5	-.6	+3.1
GlBdOppsUSDHI-2	IB	10.01	+.01	-.5	-.7	+3.0
GlBdOppsUnhAdm b	IB	8.78	-.25	-.5	-4.1	+2.6
GlBdOppsUnhI	IB	8.78	-.25	-.5	-3.9	+2.8
GlbAdvtStrBdIns	IB	10.47	-.02	+.1	-.9	+4.3
GlbMltAsstA m	IH	11.82	-.09	-.8	-4.0	+4.8
GlbMltAsstC m	IH	11.47	-.10	-.9	-4.6	+4.0
GlbMltAsstInstl	IH	11.93	-.10	-.8	-3.6	+5.3
HYA m	HY	8.47	...		-.8	+6.6/C
HYAdmin b	HY	8.47	...		-.8	+6.7/C
HYC m	HY	8.47	...	-.1	-1.5	+5.8/D
HYI2	HY	8.47	...		-.6	+6.9/B
HYInstl	HY	8.47	...		-.5	+7.0/B
HYMnBdA m	HM	8.87	-.05	+.8	+1.4	+4.3/A
HYMnBdC m	HM	8.87	-.05	+.8	+.7	+3.6/B
HYMnBdI2	HM	8.87	-.05	+.8	+1.6	+4.6/A
HYMnBdInstl	HM	8.87	-.05	+.8	+1.7	+4.7/A
HYSpectrumI2	HY	9.40	-.01	-.7	-.7	+7.8/A
HYSpectrumInstl	HY	9.40	-.01	-.7	-.6	+8.0/A
IBdUSDHA m	IB	10.72	-.01	+.1	+1.9	+3.7
IBdUSDHC m	IB	10.72	-.01	+.1	+1.2	+3.0
IBdUSDHI	IB	10.72	-.01	+.1	+2.3	+4.1
IBdUSDHI-2	IB	10.72	-.01	+.1	+2.2	+4.0
IBdUnhA m	IB	9.34	-.21	+.3	-4.1	+2.7
IBdUnhI	IB	9.34	-.21	+.3	-3.7	+3.1
IBdUnhI-2	IB	9.34	-.21	+.3	-3.8	+3.0
IncA m	MU	11.77	-.03	+.3	-.3	+5.3
IncAdmin b	MU	11.77	-.03	+.3	-.2	+5.5
IncC m	MU	11.77	-.03	+.2	-1.1	+4.5
IncI2	MU	11.77	-.03	+.3	-.1	+5.6
IncInstl	MU	11.77	-.03	+.3		+5.7
IncR b	MU	11.77	-.03	+.2	-.6	+5.0
InflRspMlAstIns	XY	8.16	-.10	+.1	-2.9	+5.3
InvtGrdCdtBdA m	TW	9.88	-.01	+.3	-3.0	+3.4
InvtGrdCdtBdAdm b	TW	9.88	-.01	+.3	-2.9	+3.5
InvtGrdCdtBdC m	TW	9.88	-.01	+.2	-3.7	+2.6
InvtGrdCdtBdI	TW	9.88	-.01	+.3	-2.6	+3.8
InvtGrdCdtBdI-2	TW	9.88	-.01	+.3	-2.7	+3.7
L/TCreditBdI	CL	10.89	-.10	+1.1	-6.4	+5.5
L/TRealRetI	IP	7.78	-.11	+1.0	-7.1	+3.1/A
LngDrTtlRetIns	CL	9.94	-.11	+1.8	-5.3	+4.0
LngTrmUSGvtA m	GL	5.80	-.03	+3.4	-5.0	+.6
LngTrmUSGvtIns	GL	5.80	-.03	+3.5	-4.7	+1.0
LowDrA m	CS	9.70	-.01		+.1	+1.1/C
LowDrAdmin b	CS	9.70	-.01	+.1	+.1	+1.2/C
LowDrC m	CS	9.70	-.01		-.3	+.8/D
LowDrI2	CS	9.70	-.01	+.1	+.3	+1.3/C
LowDrIIInstl	CS	9.59	...	+.3	+.4	+1.5/B
LowDrInstl	CS	9.70	-.01	+.1	+.3	+1.4/C
LowDrR b	CS	9.70	-.01		-.2	+.8/D
LowDurESGIns	CS	9.38	-.01			+1.1/C
LowDurIncA m	CS	8.44	...	-.1	+1.1	+6.1/A
LowDurIncC m	CS	8.44	...	-.1	+.8	+5.8/A
LowDurIncI2	CS	8.44	...	-.1	+1.4	+6.4/A
LowDurIncInstl	CS	8.44	...	-.1	+1.5	+6.5/A
MnBdA m	ML	9.62	-.02	+1.0	+.5	+2.7/A
MnBdC m	ML	9.62	-.02	+1.0		+2.2/B
MnBdI2	ML	9.62	-.02	+1.0	+.7	+2.9/A
MnBdInstl	ML	9.62	-.02	+1.0	+.8	+3.0/A
ModDrInstl	CI	9.95	-.03	+.3	-.2	+1.7
MortgOpps&BdI	NT	10.91	-.01	-.1	+1.5	+3.9
MrtgBckdScIns	CI	10.26	-.02	+1.3	+.5	+2.4
NYMnBdA m	MN	10.98	-.03	+1.0	+.1	+2.0/A
NYMnBdInstl	MN	10.98	-.03	+1.0	+.5	+2.3/A
RAEFdmAdPLUSIns	NE	9.95	-.08	-2.9	-1.8	+1.8
RAEPLUSA m	LV	6.16	-.84	-6.2	-4.6	+11.2/A
RAEPLUSC m	LV	5.62	-.83	-6.2	-5.3	+10.4/A
RAEPLUSEMGI	EM	9.45	-.12	+.4	-12.2	+17.0
RAEPLUSI	LV	6.51	-.84	-6.1	-4.3	+11.6/A
RAEPLUSI-2	LV	6.46	-.84	-6.0	-4.4	+11.5/A
RAEPLUSII	FV	7.58	-.09	-4.3	-13.3	+8.1
RAEPLUSSmallI	SV	9.92	-1.07	-7.5	-7.8	+12.0/A
RlEstRlRtStrA m	SR	7.51	-.21	-.8	-.7	+5.3/C
RlEstRlRtStrIns	SR	8.33	-.24	-.7	-.3	+5.7/B
RlRetA m	IP	10.51	-.08		-2.9	+1.5
RlRetAdmin b	IP	10.51	-.08		-2.8	+1.6
RlRetC m	IP	10.51	-.08		-3.4	+1.0
RlRetI2	IP	10.51	-.08	+.1	-2.6	+1.8
RlRetInstl	IP	10.51	-.08	+.1	-2.6	+1.9
RlRetR b	IP	10.51	-.08		-3.2	+1.2
ShrtAsstInvmIns	UB	10.01	-.01	-.1	+1.9	+1.9/A
ShrtDrMnIncA m	MS	8.33	-.01	+.4	+.7	+.7/D
ShrtDrMnIncIns	MS	8.33	-.01	+.4	+1.1	+1.1/B
ShrtTrmA m	UB	9.81	-.01	-.4	+1.5	+2.1/A
ShrtTrmAdm b	UB	9.81	-.01	-.4	+1.5	+2.1/A
ShrtTrmC m	UB	9.81	-.01	-.4	+1.2	+1.8/A
ShrtTrmI2	UB	9.81	-.01	-.3	+1.6	+2.3/A
ShrtTrmIns	UB	9.81	-.01	-.3	+1.7	+2.4/A
ShrtTrmR b	UB	9.81	-.01	-.4	+1.2	+1.8/A
SrFltngRtA m	BL	9.62	-.07	-1.9	+.8	+3.9/D
SrFltngRtIns d	BL	9.62	-.07	-1.9	+1.1	+4.2/C
StkPlsShrtIns	BM	8.54	+.09	+1.6	+.1	-7.7
StksPLUSA m	LB	8.62	-1.74	-2.9	-.5	+11.3
StksPLUSAbRtA m	LB	9.34	-1.03	-3.3	-.5	+12.7
StksPLUSAbRtC m	LB	8.41	-1.02	-3.4	-1.2	+11.8

Name	Obj	NAV	Wk Chg	4-wk Rtn	YTD Rtn	3-yr Rtn/Rk
StksPLUSAbRtI2	LB	9.40	-1.03	-3.3	-.2	+13.1
StksPLUSAbRtIns	LB	9.53	-1.03	-3.3	-.1	+13.2
StksPLUSC m	LB	8.09	-1.73	-3.0	-1.0	+10.8
StksPLUSIUHdIns	FB	5.24	-.65	-3.5	-12.3	+5.7
StksPLUSIUSDHA m	FB	6.95	-.46	-3.0	-6.4	+7.5
StksPLUSIUSDHC m	FB	6.35	-.46	-3.2	-6.9	+6.7
StksPLUSIUSDHI2	FB	7.27	-.46	-3.2	-6.1	+7.8
StksPLUSIUSDHIn	FB	7.34	-.46	-3.1	-6.0	+7.9
StksPLUSIns	LB	9.42	-1.74	-3.0	-.2	+11.8
StksPLUSLngDrIn	XM	6.35	-.27	-.6	-6.0	+14.5
StksPLUSSmA m	SB	8.52	-1.07	-6.1	-6.9	+11.3
StksPLUSSmC m	SB	7.78	-1.05	-6.2	-7.6	+10.4
StksPLUSSmI2	SB	8.66	-1.07	-6.1	-6.6	+11.6
StksPLUSSmIns	SB	8.74	-1.07	-6.1	-6.5	+11.8
StrategicBdI	NT	10.58	-.02	-.1	+3.3	+5.6
TotRetESGI2	CI	8.76	-.03	+.5	-1.8	+1.5
TotRetESGIns	CI	8.76	-.03	+.5	-1.7	+1.6
TtlRetA m	CI	9.90	-.03	+.7	-1.4	+1.6
TtlRetAdm b	CI	9.90	-.03	+.7	-1.3	+1.8
TtlRetC m	CI	9.90	-.03	+.6	-2.1	+.9
TtlRetI2	CI	9.90	-.03	+.7	-1.2	+1.9
TtlRetIIIns	CI	9.35	-.01	+1.1	-.8	+2.3
TtlRetIVIns	CI	10.06	-.03	+.6	-1.7	+1.8
TtlRetIns	CI	9.90	-.03	+.7	-1.1	+2.0
TtlRetR b	CI	9.90	-.03	+.7	-1.7	+1.4
PNC						
CorFI b	CI	16.45	...	+.9	-1.9	+1.5/D
DiversEq b	LB	25.02	-.33	-4.1	-8.5	+6.1/E
IntlEqIns	FG	21.61	-.20	-4.0	-11.6	+6.7/A
MltFctrLgCpGrI	LG	36.88	-.36	-3.5	-3.0	+9.1/D
MltFctrLgCpValI	LV	22.50	-.47	-5.6	-11.3	+3.2/E
SmCpI	SG	21.17	-.70	-7.8	-11.6	+2.4/E
TtlRetAdvtgIns	CI	10.32	+.01	+.9	-1.7	+2.0/C
TxExLtdMatBdIns	MS	10.20	...	+.9	+.7	+.7/D
UltraShrtBdI	UB	9.87	...	+.2	+1.4	+1.0/E
PRIMECAP Odyssey						
AgrsGr	MG	42.82	-.80	-2.9	-3.4	+14.4/A
Gr	LG	36.81	-.59	-3.5	-1.2	+13.3/A
Stk	LB	30.61	-.48	-4.5	-4.1	+11.3/A
Pacific Capital						
TxFrSecY	MI	10.00	-.01	+1.4	+.6	+1.5/C
Pacific Funds						
OptmzAgrsGrA m	XM	13.21	-.16	-2.5	-5.2	+7.6
OptmzAgrsGrC m	XM	12.71	-.16	-2.5	-5.9	+6.8
OptmzCnsrA m	XY	9.94	-.04	-.4	-3.6	+3.2
OptmzCnsrC m	XY	9.65	-.04	-.4	-4.2	+2.4
OptmzGrA m	AL	11.93	-.13	-2.1	-5.3	+6.5
OptmzGrB m	AL	11.63	-.13	-2.2	-6.0	+5.7
OptmzGrC m	AL	11.58	-.13	-2.2	-6.0	+5.7
OptmzModA m	MA	11.37	-.10	-1.6	-4.9	+5.4
OptmzModB m	MA	11.11	-.10	-1.7	-5.6	+4.6
OptmzModC m	MA	11.09	-.10	-1.7	-5.5	+4.6
OptmzModCnsrA m	CA	10.27	-.06	-1.0	-4.4	+4.1
OptmzModCnsrC m	CA	9.97	-.06	-1.1	-5.1	+3.3
Parametric						
EmMktsInstl	EM	13.64	-.08	+.1	-13.6	+8.3/C
EmMktsInv b	EM	13.56	-.08		-13.8	+8.0/C
TxMgEMktIs	EM	45.46	-.28	-.1	-13.1	+8.4/C
Parnassus						
CorEqInv	LB	40.47	-.22	-2.7	+3.4	+10.2/B
FI	CI	15.87	-.01	+.8	-1.6	+1.3/D
Parnassus	LB	43.17	-.61	-3.3	-5.1	+8.1/D
Pax						
BalIndvInv b	MA	21.64	-.18	-1.8	-2.8	+5.4/D
ESGBtQlIndvInv b	LB	19.34	-.25	-3.4	-1.1	+9.0/C
HYBdIndvInv b	HY	6.39	...	-.7	-1.2	+6.6/C
Payden						
CorBdInv	CI	10.23	-.01	+.5	-1.7	+2.4/B
EmMktsBdInv	EB	12.63	+.05	+.2	-6.5	+5.5/B
EqInc	LV	15.77	-.24	-3.1	-3.2	+9.5/B
GNMAInv	GI	9.08	...	+1.5	-.6	+.9/B
GlbFI	IB	8.93	+.02	+.6	-.4	+2.5/B
GlbLowDr	IB	9.84	-.01	-.2	+.3	+1.3/D
HiIncInv	HY	6.16	...	-.5	-.8	+5.8/D
LowDr	CS	9.90	...	+.1	+.7	+1.3/C
LtdMat	UB	9.43	...	-.1	+1.7	+1.6/B
Pear Tree						
PlrsFgnVlInstl	FV	19.40	-.24	-4.9	-12.3	+6.3/A
PlrsFgnVlOrd b	FV	19.38	-.25	-4.9	-12.6	+5.9/A
PlrsSmCpOrd b	SB	24.13	-.81	-7.2	-7.5	+6.1/D
PnAgrEMOrdinary b	EM	19.43	-.41	-1.2	-16.3	+4.9/E
QualOrd b	LB	19.63	-.24	-3.0	+1.9	+12.5/A
Performance						
MnBdInstl d	MI	23.66	-.05	+1.6	-.3	+2.5/A
StrBd d	MU	22.06	-.03	+.7	+1.5	+4.5/B
Permanent						
I	CA	36.00	-.40	-.8	-5.9	+5.1/B
Perritt						
MicroCpOppsInv d	SB	23.31	-.75	-7.9	-14.7	+5.3/E
Pioneer						
A m	LB	25.56	-.27	-2.7	+1.1	+10.8/A
AMTFreeMnA m	ML	14.13	-.05	+1.8	-.7	+1.8/D
AMTFreeMnY	ML	14.09	-.05	+1.7	-.5	+2.1/C
BalA m	MA	8.52	-.05	-2.0	-2.9	+6.0/C
BdA m	CI	9.34	-.02	+.6	-1.4	+2.3/B
BdY	CI	9.26	-.02	+.7	-1.1	+2.6/A
CorEqA m	LB	16.72	-.18	-4.6	-5.0	+9.1/C
DiscpGrA m	LG	14.19	-.15	-3.9	-2.8	+8.7/D
DiscpValA m	LV	12.31	-.19	-4.8	-10.3	+7.9/C
DiscpValY	LV	12.41	-.19	-4.8	-10.1	+8.2/C
EqIncA m	LV	32.01	-.44	-4.7	-6.1	+9.5/B
EqIncC m	LV	31.40	-.44	-4.8	-6.7	+8.7/B
EqIncR b	LV	32.55	-.45	-4.8	-6.5	+9.1/B
GlbHYA m	HY	8.27	-.05	-2.1	-4.4	+6.1/D
GlbHYY	HY	8.12	-.05	-2.2	-4.2	+6.3/C
HYA m	HY	9.21	-.03	-1.0	-1.3	+6.8/C
HYY	HY	9.21	-.03	-1.1	-1.2	+7.1/B
HiIncMnA m	HM	7.21	-.01	+.7	+3.4	+4.5/A
HiIncMnC m	HM	7.21	-.02	+.6	+2.6	+3.7/B
IntlEqA m	FB	19.98	-.19	-5.6	-16.0	+2.5/D
MidCpValA m	MV	19.23	-.57	-6.6	-16.2	+3.4/E
RlEsttA m	SR	15.08	-.32	-.4	-1.7	+3.7/E
SelMidCpGrA m	MG	35.53	-.59	-4.1	-3.0	+9.8/C
SelMidCpGrY	MG	38.89	-.64	-4.1	-2.8	+10.1/B
ShrtTrmIncY	CS	9.35	-.01	+.2	+1.4	+1.7/B
SolusBalA m	IH	11.19	-.10	-3.0	-8.5	+2.0/E
SolusBalC m	IH	10.24	-.08	-3.0	-9.1	+1.3/E
StrIncA m	MU	10.27	-.03	+.2	-2.2	+3.5/D
StrIncC m	MU	10.05	-.03	+.1	-2.8	+2.8/D
StrIncR b	MU	10.44	-.03	+.1	-2.6	+3.2/D
StrIncY	MU	10.27	-.03	+.3	-1.9	+3.8/C
Y	LB	25.93	-.27	-2.7	+1.3	+11.0/A
Polaris						
GlbVal x	WS	24.75	-.40	-5.2	-10.6	+7.4/C
Praxis						
GenesisBalA x	MA	12.76	-.50	-1.9	-3.6	+5.4/D
GenesisGrA x	AL	13.87	-.71	-2.9	-4.5	+6.6/C
GrIdxA x	LG	23.03	-.97	-2.7	+3.4	+12.0/B
Principal						
CAMnA m	MF	10.18	-.03	+1.4	-.9	+1.9
CorPlusBdA m	CI	10.40	...	+.6	-2.5	+1.6
CorPlusBdIns	CI	10.39	...	+.6	-2.1	+2.0
CorPlusBdJ m	CI	10.47	...	+.6	-2.5	+1.6
CptlAprcA m	LB	61.13	-.92	-2.3	+1.3	+10.4
DiversIntlA m	FB	11.68	-.09	-2.9	-15.3	+3.3
DiversIntlIns	FB	11.65	-.10	-2.9	-14.9	+3.8
DiversIntlJ m	FB	11.55	-.09	-3.0	-15.2	+3.5
EqIncA m	LV	30.16	-.56	-2.4	-1.0	+11.8
EqIncC m	LV	29.35	-.55	-2.5	-1.7	+11.0
GvtHiQualBdA m	GI	10.06	-.02	+1.3	-.5	+.5
HYA m	HY	6.94	-.01	-1.2	-2.2	+6.5
HYC m	HY	7.02	...	-1.3	-2.8	+5.7
HYIIns	HY	9.30	...	-.8	-.3	+6.5
IncA m	CI	9.20	-.01	+.6	-.7	+2.5
InflProtIns	IP	8.35	-.06	+.1	-2.2	+1.4
IntlEMA m	EM	23.64	-.20	-.3	-19.7	+7.8
IntlEMJ m	EM	22.77	-.19	-.3	-19.7	+7.9
IntlIIns	FG	13.23	-.13	-4.6	-21.3	+2.0
LCpSP500IdxA m	LB	17.30	-.21	-2.4	+.6	+11.4
LCpSP500IdxIs	LB	17.32	-.22	-2.4	+.9	+11.7
LCpSP500IdxJ m	LB	17.14	-.21	-2.4	+.7	+11.5
LfTm2010Ins	TA	13.11	-.06	-.8	-2.6	+4.7
LfTm2010J m	TA	13.05	-.06	-.8	-2.7	+4.5
LfTm2020A m	TE	13.65	-.08	-1.4	-4.0	+5.4
LfTm2020Ins	TE	13.59	-.09	-1.4	-3.7	+5.8
LfTm2020J m	TE	13.51	-.08	-1.4	-3.7	+5.6
LfTm2030A m	TH	13.91	-.12	-1.8	-4.9	+6.2
LfTm2030Ins	TH	13.91	-.11	-1.8	-4.5	+6.6
LfTm2030J m	TH	13.85	-.12	-1.9	-4.7	+6.4
LfTm2040A m	TJ	14.50	-.15	-2.2	-4.7	+6.9
LfTm2040Ins	TJ	14.80	-.15	-2.2	-4.5	+7.2
LfTm2040J m	TJ	14.66	-.15	-2.2	-4.6	+7.0
LfTm2050Ins	TN	14.69	-.16	-2.4	-4.9	+7.6
LfTm2050J m	TN	14.26	-.17	-2.5	-5.0	+7.3
LfTmStrIncIns	RI	12.03	-.03	-.5	-2.3	+3.7
LfTmStrIncJ m	RI	11.96	-.03	-.4	-2.4	+3.5
LgCpGrA m	LG	8.54	-.06	-4.0	-3.5	+7.3
LgCpGrIIns	LG	15.05	-.11	-1.0	+9.4	+14.6
LgCpGrIJ m	LG	12.44	-.09	-1.0	+9.2	+14.4
LgCpGrJ m	LG	7.88	-.05	-3.9	-3.4	+7.5
LgCpValIIIIns	LV	16.49	-.25	-2.8	-1.0	+10.0
LgCpValIIIJ m	LV	16.24	-.24	-2.9	-1.3	+9.6
MdCpA m	MG	25.58	-.33	-2.9	-2.9	+10.7
MdCpGrIIIIns	MG	10.95	-.14	-2.8	+.1	+9.7
MdCpGrJ m	MG	6.56	-.10	-4.7	-4.3	+8.7
MdCpJ m	MG	24.67	-.31	-2.9	-2.7	+10.8
MdCpSP400IdxJ m	MB	19.20	-.52	-4.9	-6.5	+9.4
MdCpValIIIJ m	MV	16.29	-.51	-5.3	-14.6	+4.1
MdCpValIIns	MV	13.96	-.32	-4.9	-6.2	+7.9
PrefSecIns	RR	9.52	+.02	-2.1	-3.9	+3.5
RlEsttSecA m	SR	23.88	-.48	+.3	+2.2	+6.8
RlEsttSecIns	SR	23.92	-.47	+.3	+2.5	+7.1
RlEsttSecJ m	SR	23.19	-.46	+.3	+2.3	+6.9
SAMgBA m	MA	15.22	-.12	-1.2	-2.9	+6.1
SAMgBC m	MA	14.97	-.12	-1.4	-3.7	+5.3
SAMgCnsBA m	CA	11.73	-.07	-.8	-2.4	+4.8
SAMgCnsBC m	CA	11.59	-.07	-.8	-3.1	+4.0
SAMgCnsGA m	AL	17.32	-.17	-1.8	-3.7	+7.5
SAMgCnsGC m	AL	16.03	-.16	-1.9	-4.4	+6.6
SAMgmtFlxIncA m	XY	12.02	-.05	-.3	-1.5	+4.2
SAMgmtFlxIncC m	XY	11.89	-.05	-.4	-2.3	+3.4
SAMgmtStrGrA m	XM	19.25	-.22	-2.0	-5.0	+7.4
SAMgmtStrGrC m	XM	17.46	-.20	-2.1	-5.7	+6.6
ShrtTrmIncA m	CS	11.99	-.01	+.1	+.5	+1.4
SmCpA m	SB	21.21	-.69	-5.6	-5.4	+7.6
SmCpGrIIns	SG	13.26	-.25	-4.1	-.4	+11.7
SmCpGrIJ m	SG	9.80	-.18	-4.0	-.7	+11.4
SmCpIns	SB	22.78	-.74	-5.5	-5.1	+8.1
SmCpJ m	SB	20.33	-.66	-5.6	-5.3	+7.9
SmCpSP600IdxIns	SB	25.65	-.77	-6.3	-3.7	+11.5
SmCpSP600IdxJ m	SB	24.29	-.74	-6.3	-3.9	+11.2
SmCpValIIIns	SV	11.31	-.34	-6.1	-9.5	+7.0
TxExBdA m	MI	7.01	-.02	+1.2	-.3	+1.8
ProFunds						
BtchUltrSctInv	LE	56.76	-1.01	-.5	-9.1	/E
IntUltraSectInv	LE	77.46	+.57	-1.2	+12.2	+24.2/A
NASDAQ100Inv	LG	65.00	-.20	-2.6	+2.4	+12.1/B
UltBullInv	LE	52.76	-1.38	-7.7	-8.1	+17.2/B
UltMidCpInv	LE	35.34	-1.96	-11.7	-19.7	+13.8/B
UltNASDAQ100Inv	LE	57.83	-.40	-6.0	-.9	+22.5/A
Prospector						
Opp m	MB	20.36	-.43	-3.6	-2.4	+9.9/A
Provident Trust						
TrustStr x	LG	14.10	-.95	-3.4	+1.1	+11.6/B
Putnam						
AMTFreeMnA m	ML	14.80	-.03	+1.2	-.1	+1.8/D

Name	Obj	NAV	Wk Chg	4-wk Rtn	YTD Rtn	3-yr Rtn/Rk
CATxExIncA m	MC	7.94	-.02	+1.4	-.2	+2.0/C
CnvrtSecA m	CV	24.81	-.06	-.6	-1.3	+8.1/C
CnvrtSecY	CV	24.80	-.07	-.6	-1.1	+8.3/C
CptlSpectrumA m	AL	28.02	-.64	-2.8	-18.3	-4.0/E
CptlSpectrumC m	AL	26.48	-.60	-2.9	-18.8	-4.7/E
CptlSpectrumY	AL	28.41	-.64	-2.8	-18.1	-3.7/E
DiversIncA x	NT	6.74	-.03	-1.1	+.4	+4.4/B
DiversIncC x	NT	6.61	-.03	-1.0	-.3	+3.6/C
DiversIncM x	NT	6.61	-.02	-1.0	+.4	+4.2/B
DynAstAlcBalA m	MA	14.33	-.12	-2.8	-5.2	+5.5/D
DynAstAlcBalC m	MA	13.91	-.12	-2.9	-5.9	+4.7/E
DynAstAlcBalY	MA	14.37	-.12	-2.8	-5.0	+5.8/C
DynAstAlcCnsrA m	TV	10.32	-.04	-1.1	-4.1	+3.4/C
DynAstAlcCnsrY	TV	10.36	-.04	-1.1	-3.9	+3.6/C
DynAstAlcGrA m	AL	15.84	-.18	-3.8	-7.0	+6.8/C
DynAstAlcGrC m	AL	14.78	-.17	-3.8	-7.7	+6.0/D
DynAstAlcGrY	AL	16.05	-.18	-3.7	-6.7	+7.1/B
EqIncA m	LV	23.03	-.36	-4.1	-5.3	+9.1/B
EqIncB m	LV	22.73	-.35	-4.1	-5.9	+8.3/C
EqIncC m	LV	22.72	-.36	-4.2	-5.9	+8.3/C
EqIncM m	LV	22.70	-.36	-4.1	-5.7	+8.6/C
EqIncY	LV	23.05	-.35	-4.0	-5.0	+9.4/B
EqSpectrumA m	MB	34.10	-.64	-1.7	-10.1	+.5/E
EqSpectrumC m	MB	31.82	-.60	-1.8	-10.8	-.3/E
EqSpectrumY	MB	34.78	-.65	-1.7	-9.9	+.7/E
EuropeEqA m	ES	22.89	-.11	-5.8	-16.6	-.7/D
FixIncAbReA m	NT	9.64	...	-.6	+1.6	+3.1/C
FixIncAbReY	NT	9.65	...	-.6	+2.0	+3.3/C
FltngRtIncA m	BL	8.31	-.06	-2.1	+.7	+4.2/C
FltngRtIncC m	BL	8.30	-.06	-2.2	-.1	+3.5/E
GlbEqA m	WS	14.13	-.19	-3.7	-10.3	+6.1/D
GlbHCA m	SH	50.26	-.56	-1.0	+1.9	+2.4/D
GlbHCY	SH	54.01	-.59	-.9	+2.1	+2.7/D
GlbIncA m	IB	11.50	-.02	+.3	-3.0	+2.1/C
GlbNatrlResA m	SN	14.31	-.18	-3.8	-14.4	+.6/D
GlbUtlsA m	SU	13.86	+.13	+2.7	+3.7	+10.7/E
GrOppsA m	LG	30.75	-.16	-1.6	+5.6	+14.1/A
GrOppsB m	LG	25.68	-.14	-1.7	+4.8	+13.2/A
GrOppsC m	LG	26.18	-.14	-1.7	+4.8	+13.2/A
HighYieldA m	HY	5.58	+.01	-.6	-1.5	+7.2/B
HighYieldM m	HY	5.55	...	-.8	-1.9	+6.8/B
IncA m	CI	6.72	-.01	+.7		+2.6/A
IncC m	CI	6.66	...	+.7	-.7	+1.8/C
IncM m	CI	6.53	...	+.8	-.3	+2.4/B
IncY	CI	6.84	...	+.8	+.3	+2.9/A
IntlCptlOppsA m	FA	35.50	-.67	-5.0	-16.0	+3.8/B
IntlEqA m	FB	21.58	-.16	-4.9	-17.5	+1.2/E
IntlEqY	FB	21.86	-.16	-4.9	-17.4	+1.4/E
IntlGrA m	FG	18.97	-.26	-4.9	-17.0	+2.1/E
IntlValA m	FV	10.16	-.08	-5.1	-16.8	+1.9/D
MATEIncA m	MT	9.34	-.02	+1.3	-.4	+1.6/B
MNTEIncA m	SM	9.03	-.02	+1.1	-.2	+1.5/C
MltAsAbRtA m	GY	11.09	-.02	-1.5	-9.2	+.9/C
MltAsAbRtC m	GY	10.71	-.02	-1.5	-9.8	+.2/D
MltAsAbRtY	GY	11.15	-.02	-1.4	-9.0	+1.2/C
MortgageSecsA x	CI	12.17	-.07	+.8	-1.0	+.3/E
NJTEIncA m	MJ	9.03	-.02	+1.2	+.5	+2.1/C
NYTEIncA m	MY	8.29	-.01	+1.3	-.4	+1.7/C
OhioTEIncA m	MO	8.77	-.02	+1.3		+1.6/C
PETEIncA m	MP	8.86	-.01	+1.3	-.2	+1.7/C
RsrchA m	LB	28.44	-.26	-2.8	-1.9	+10.6/B
RtrReady2020A m	TE	18.89	-.05	-1.2	-3.8	+2.7/E
RtrReady2025A m	TG	21.81	-.09	-1.7	-4.5	+3.5/E
RtrReady2030A m	TH	21.83	-.13	-2.2	-5.1	+4.5/E
RtrReady2035A m	TI	22.32	-.18	-2.7	-6.0	+5.4/E
ShrtDurBdA m	CS	10.00	...	+.1	+1.7	+2.3/A
ShrtDurBdY	CS	10.02	...	+.2	+1.9	+2.6/A
SmCpGrA m	SG	37.08	-.76	-5.1	-.3	+9.9/C
SmCpValA m	SV	9.47	-.40	-9.8	-16.4	+5.2/D
SmCpValY	SV	10.05	-.42	-9.7	-16.2	+5.4/D
SustFutureA m	MV	14.76	-.27	-3.4	-4.4	+6.8/C
SustLeadersA m	LG	76.31	-.76	-2.6	+1.5	+12.6/A
SustLeadersY	LG	82.48	-.82	-2.6	+1.8	+12.9/A
TEIncA m	ML	8.41	-.02	+1.2	-.1	+2.1/C
TxFrHYA m	HM	12.26	-.03	+.9	+.5	+3.3/C
QS						
CnsrvGrA m	MA	13.58	-.10	-.9	-3.0	+5.6
DefesvGrA m	CA	12.53	-.04	-.2	-2.6	+4.4
GlbEqA m	WS	14.63	-.21	-5.4	-9.9	+6.7/D
GrA m	XM	14.96	-.18	-2.3	-5.7	+6.3
ModGrA m	AL	15.01	-.15	-1.7	-4.4	+6.2
SP500IdxA b	LB	23.51	-.29	-3.6	-1.5	+10.4/B
RBC						
EntprI d	SB	18.93	-.79	-11.3	-17.6	+6.7/D
SMIDCpGrI d	MG	13.70	-.31	-6.3	-.4	+9.4/C
Reynolds						
BlueChipGr b	LG	56.62	-.74	-3.7	+.4	+6.4/E
RiverNorth						
dbleInStrIncI d	MU	9.81	-.06	-.4	-.8	+4.2
dbleInStrIncR m	MU	9.83	-.06	-.5	-1.1	+3.9
Riverbridge						
GrIns d	MG	19.44	-.21	-3.3	+7.6	+13.1/A
Rockefeller						
CorTxableBdIns	CI	9.77	+.01	+1.1	-1.1	+1.5/D
IntermTENtBdIns	MI	9.99	-.01	+1.2	+.2	+.7/E
Royce						
LowPricedStkSvc m	SB	6.48	-1.56	-6.8	-7.2	+6.4/D
MicroCpInvm d	SB	9.64	-1.51	-6.5	-6.1	+6.7/D
OppInvm d	SV	10.39	-1.41	-9.9	-16.2	+10.5/A
PEMutCnslt m	SB	6.36	-1.60	-7.1	-8.0	+10.1/A
PEMutInvm d	SB	7.98	-2.01	-7.0	-7.0	+11.3/A
PremInvm d	SG	11.95	-3.69	-6.7	-7.9	+12.1/B
Sm/MdCpPremSvc m	MB	10.80	-2.88	-5.8	-14.4	+7.3/B
SmCpValSvc m	SV	8.45	-1.28	-6.4	-5.8	+6.6/C
SmlrCoGrSvc m	SG	6.90	-3.27	-6.4	-7.4	+6.7/E
SpecEqInvm d	SV	17.79	-2.47	-5.6	-8.0	+9.6/A
TtlRetInvm d	SB	9.99	-2.38	-6.6	-9.9	+9.2/B
Russell						
InvEmergMktsS	EM	18.03	+.16	+.8	-14.8	+9.7
InvEqIncS	LB	31.07	-.12	-3.9	-3.0	+9.8
InvGbRlEstSecS	GR	32.71	-.39		-1.0	+5.3
InvGlobalEqS	WS	10.25	+.03	-2.5	-5.1	+8.5
InvIntlDvdMktS	FB	36.08	+.15	-2.7	-12.4	+4.5
InvInvmGrdBdS	CI	20.50	-.05	+1.0	-1.8	+1.2
InvLPBalStrA m	MA	10.69	...	-.9	-4.7	+4.9
InvLPBalStrC b	MA	10.42	...	-1.0	-5.4	+4.1
InvLPBalStrS	MA	10.83	...	-1.0	-4.6	+5.0
InvLPCnsrvStrC b	XY	9.30	-.01	-.2	-2.7	+2.2
InvLPEqGrStrA m	AL	12.46	+.02	-2.2	-6.3	+6.8
InvLPEqGrStrC b	AL	11.08	+.02	-2.3	-7.0	+6.0
InvLPEqGrStrS	AL	12.54	+.02	-2.2	-6.1	+7.1
InvLPGrStrA m	AL	11.88	+.01	-1.6	-5.3	+6.1
InvLPGrStrC b	AL	11.42	...	-1.7	-6.0	+5.3
InvLPGrStrS	AL	12.05	+.01	-1.6	-5.1	+6.4
InvLPModStrA m	CA	9.97	...	-.3	-3.5	+4.1
InvLPModStrC b	CA	9.79	-.01	-.4	-4.3	+3.3
InvLPModStrS	CA	10.02	-.01	-.3	-3.5	+4.3
InvShrtDurBdS	CS	18.88	-.02	+.1	+.9	+1.5
InvStratBdS	CI	10.42	-.03	+1.1	-1.9	+1.6
InvTEBdS	MI	22.64	-.03	+1.1	+.9	+1.9
InvTxMgdUSLgCpS	LB	39.95	+.13	-3.2	-2.4	+9.7
InvTxMgdUSMSCpS	SG	25.58	-.21	-4.8	-4.0	+8.4
InvUSDefesvEqS	LB	52.26	+.45	-1.8	+2.1	+10.6
InvUSSmCpEqS	SB	29.79	-.30	-5.9	-6.5	+9.6
Rydex						
BasBiotechInv	SH	72.76	-10.51	+1.0	-5.5	+1.2/E
DynSP500H b	LE	99.62	-2.62	-7.8	-8.1	+17.1/B
GvLnBd12xStrInv	VD	49.14	...	+5.1	-7.7	+.4/A
HCInv	SH	29.71	-.94	-2.1	+5.4	+6.8/B
IvGvLnBdStrInv	ND	35.48	-.01	-4.0	+6.6	-1.6/A
IvSP500StrInv	BM	62.21	+.76	+3.6	+1.0	-10.3/A
MdCpAdvtgH b	LE	79.37	-3.72	-8.9	-14.0	+11.7/C
NASDAQ1002xStrH b	LE	122.79	-.84	-6.0	-.6	+22.7/A
NASDAQ100Inv	LG	34.34	-.70	-2.6	+2.8	+12.8/A
NovaInv	LE	67.73	-1.32	-5.7	-5.0	+13.5/C
SP500PureGrH b	LG	59.04	-3.84	-2.6	-1.8	+8.1/E
SP500PureValH b	LV	71.49	-8.30	-8.3	-9.8	+7.8/C
TechInv	ST	86.79	-4.38	-1.5	+2.2	+15.2/C
SEI						
CAMuniBdF	MF	10.55	-.04	+1.4	+.2	+1.0/D
CoreFxdIncF	CI	10.85	...	+1.3	-1.4	+2.0/C
EmergMktsDbtF	EB	9.12	-.05	+.1	-9.5	+4.5/C
EmergingMktsEqF	EM	10.56	-.09	-.7	-18.3	+9.1/B
HighYieldBdF	HY	6.71	-.14	-1.3		+8.0
IntermTermMuniF	MI	11.40	-.03	+1.3		+1.5/C
IntlEqF	FB	9.83	-.10	-4.7	-15.5	+3.0/C
IntlFxdIncF	IB	10.29	-.04	+.8	+1.3	+2.6/B
LargeCapGrowthF	LG	30.79	-4.54	-1.5	+5.1	+11.0
LargeCapValueF	LV	21.52	-2.55	-3.8	-4.9	+9.2
MaschtsMuniBdF	MT	10.32	-.03	+1.5	-.2	+.8/D
MidCapF	MB	22.45	-3.12	-3.6	-6.4	+9.7
NewJrsyMuniBdF	MJ	10.24	-.01	+1.2	+.4	+1.5/E
NewYorkMuniBdF	MN	10.51	-.02	+1.5		+1.0/D
PnnylvnMuniBdF	MP	10.54	-.01	+1.6	+.1	+1.1/E
S&P500IndexF	LB	60.31	-1.98	-2.5	+.8	+11.5
ShortDurGovtF	GS	10.18	-.01	+.4	+.5	+.7/B
SmallCapGrowthF	SG	30.18	-5.85	-4.0	+2.5	+10.1
SmallCapValueF	SV	19.21	-2.83	-5.8	-11.2	+5.2
TaxMgdSm/MdCpF	SB	19.22	-2.18	-4.2	-6.4	+7.3
TxMgdLCpF	LB	24.32	-.53	-2.7	-1.2	+9.5
USMgdVolF	LV	15.89	-1.99	-2.1	+2.3	+9.9
UltraShtDurBdF	UB	9.28	...		+1.5	+1.5/B
SSGA						
IntlStkSelionN b	FV	9.83	-.05	-4.7	-16.7	+1.6/D
SP500IdxN b	LB	36.58	-.45	-3.6	-1.1	+10.8/A
Salient						
SelIncA m	RR	19.99	-.30	-3.2	-5.9	+3.4
SelIncC m	RR	19.38	-.30	-3.2	-6.6	+2.7
Schroder						
NorthAmrcnEqInv	LB	15.26	-1.57	-2.7		+11.2
Schwab						
Bal	MA	15.05	-.15	-1.5	-1.7	+6.4
CATFBd	MF	11.64	-.01	+1.3	+.6	+1.6/C
CorEq x	LB	18.56	-3.08	NA	NA	NA/E
DivEq x	LV	13.34	-1.65	NA	NA	NA/E
FdmtlIntlLgCIdx	FV	8.35	-.05	-3.8	-12.4	+6.1/A
FdmtlUSLgCIdx	LV	16.64	-.28	-4.6	-3.6	+10.0/A
FdmtlUSSmCIdx	SB	13.71	-.40	-6.9	-8.2	+9.1/B
GlbRlEstt	GR	7.24	-.04	+.3	-3.7	+6.0/B
HC x	SH	23.51	-2.71	NA	NA	NA/C
HdgdEq x	LO	14.89	-1.26	-3.8	-6.5	+4.8/B
IntermTrmBd	CI	9.74	-.01	+1.0	-.5	+1.0/E
IntlIdx	FB	18.35	-.10	-3.5	-12.1	+4.4/B
LgCpGr x	LG	15.23	-1.95	NA	NA	NA/E
MktTrackAllEq	XM	17.51	-.27	-3.2	-5.1	+9.4
MktTrackBal	MA	17.83	-.16	-1.5	-3.1	+6.2
MktTrackCnsrv	CA	15.47	-.08	-.7	-2.5	+4.4
MktTrackGr	AL	21.90	-.27	-2.4	-3.7	+8.0
SP500Idx	LB	40.80	-.51	-3.5	-.9	+10.9/A
Schwab1000Idx	LB	61.72	-.81	-3.6	-1.4	+10.7/B
SmCpEq x	SB	15.30	-4.42	NA	NA	NA/E
SmCpIdx	SB	28.52	-.74	-5.9	-6.9	+9.7/B
TFBd	MI	11.48	-.01	+1.3	+.3	+1.5/C
Trgt2020	TE	13.68	-.08	-.9	-2.9	+5.0
Trgt2030	TH	14.87	-.13	-1.7	-4.6	+6.3
Trgt2040	TJ	15.75	-.18	-2.2	-5.8	+7.1
TrsInflPrtScIdx	IP	10.68	-.07	+.4	-1.9	+1.9/B
TtlStkMktIdx	LB	46.42	-.66	-3.7	-1.8	+10.7/A
Schwartz						
MariaBd	XY	11.30	-.03	-.4	+.4	+3.1/D
MariaGr	MG	31.18	-.17	-3.7	+1.2	+13.3/A
MariaRisingDiv	LB	17.88	-.26	-4.1	-2.1	+10.0/B
Segall Bryant & Hami						
SmCpVal d	SB	12.40	-.27	-4.3	-.8	+10.2/A
Selected						
AmrcnD	LB	31.06	-3.66	-5.2	-10.6	+7.9/D
AmrcnS b	LB	31.01	-3.60	-5.3	-10.9	+7.5/E

Name	Obj	NAV	Wk Chg	4-wk Rtn	YTD Rtn	3-yr Rtn/Rk
Sequoia						
Sequoia	LG	133.26	-1.26	-3.7	-1.8	+3.8/E
Seven Canyons						
WldInnovtrInv d	SW	19.51	-.44	-4.1	-8.6	+7.6/C
Shelton						
CMCATFInc	MF	11.26	+.01	+1.3	+.5	+1.1/D
CMCorValDrct	LV	18.65	-.26	-4.3	-7.4	+5.7/E
CMSP500IdxDrct	LB	49.84	-.62	-3.7	-1.3	+10.7/A
CMSPMdCpIdxDrct	MB	22.01	-.60	-5.8	-7.8	+9.4/A
CMSPSmCpIdxDrct	SB	19.68	-.59	-7.0	-5.7	+10.4/A
Sit						
DivGrI d	LB	15.89	-.20	-3.9	-3.9	+9.3/C
LgCpGr d	LG	40.63	-.32	-3.6	+.2	+10.4/C
MidCpGr d	MG	17.58	-.27	-4.5	-4.2	+5.9/E
MinnesotaTFInc	SM	10.26	-.03	+1.0	+.5	+2.2/A
SmCpGr d	MG	51.34	-.82	-4.6	-6.0	+4.6/E
TFInc	MI	9.49	-.04	+.7	+.4	+3.1/A
USGvtSec	UB	10.81	-.01	+.5	+1.3	+1.1/D
Smead Funds						
Val1	LV	43.01	-3.81	-4.7	-.9	+8.8/B
ValInv b	LV	43.04	-3.79	-4.6	-1.1	+8.5/C
Snow Capital						
LSOppsA m	MV	24.73	-.52	-6.2	-9.4	+7.8/B
LSOppsIns d	MV	25.05	-.52	-6.2	-9.2	+8.1/B
Sound Shore						
ShoreInv	LV	41.14	-1.13	-5.4	-9.8	+7.0/D
Spirit of America						
IncA m	CL	11.42	-.02	+.5	-1.3	+4.0/A
LgCpValA m	LB	20.06	-.32	-4.2	-4.4	+7.9/D
MnTFBdA m	MI	9.22	-.02	+1.1	+.3	+2.0/A
RlEsttIncGrA m	SR	11.25	-.17	+.6		+5.5/C
State Farm						
Bal	MA	66.31	-.49	-2.0	-2.3	+6.2/B
Gr	LB	76.84	-1.00	-3.3	-2.9	+9.7/C
Interim	GS	9.79	...	+.7	+.6	+.6/C
MnBd	MI	8.47	-.01	+1.3	+.5	+1.6/B
Sterling Capital						
MidValIns	MB	14.83	-2.10	-10.0	-15.5	+4.5/D
NCIntermTFIns	SI	10.47	-.01	+1.2	+.1	+1.0/C
ShrtDrBdI	CS	8.48	-.01		+1.0	+1.5/B
StrtonRlEsttIns	SR	36.74	-1.84	+1.2	+4.1	+7.9/A
StrtonSmCpVlIns	SB	71.36	-7.78	-5.8	-10.7	+8.6/B
TtlRetBdIns	CI	10.16	-.01	+.9	-1.1	+2.3/B
Stone Harbor						
HYBdIns	HY	7.70	+.01	-.5	-.3	+6.4/C
Stralem Fund						
Eq d	LB	7.73	-.06	-1.6	-1.4	+8.1/D
T. Rowe Price						
AfrcMdlEst d	MQ	8.67	-.04	+.3	-9.9	+7.3/B
BCGr	LG	99.23	-2.99	-1.8	+5.4	+13.7/A
BCGrAdv b	LG	97.61	-2.98	-1.8	+5.1	+13.4/A
BCGrR b	LG	93.81	-2.96	-1.8	+4.9	+13.1/A
Bal	MA	21.72	-1.54	-1.6	-3.5	+6.8/A
CATFBd	MC	11.23	-.02	+1.3	+.1	+2.0/C
Comm&TelInv x	SC	97.73	-1.52	-.2	+2.6	+14.1/A
CorpInc	TW	9.00	+.02	+.7	-3.8	+2.5/D
CptlAprc	MA	27.01	-2.07	-.7	+2.4	+8.9/A
CptlAprcAdv b	MA	26.74	-1.97	-.7	+2.2	+8.6/A
CptlOpp x	LB	24.46	-1.66	-3.7	-1.1	+11.0/A
DivGr	LB	42.81	-1.50	-2.5	+2.1	+11.2/A
DivGrAdv b	LB	42.77	-1.48	-2.5	+1.9	+10.9/A
DivMdCpGr	MG	27.97	-1.74	-2.7	-.1	+10.7/B
EMBd d	EB	11.08	+.07	+.5	-6.9	+5.4/B
EMLclCcyBd d	XP	5.93	-.06	+.9	-9.6	+5.3/B
EMStk d	EM	37.78	-.16	-1.2	-16.0	+11.0/A
EmergEurope d	MQ	13.74	-.19	-1.4	-12.1	+9.0/B
EqIdx500 d	LB	69.24	-1.66	-3.6	-1.1	+10.7/A
EqInc	LV	28.39	-3.18	-4.0	-5.7	+9.9/A
EqIncAdv b	LV	28.32	-3.16	-4.0	-6.0	+9.6/B
EqIncR b	LV	28.28	-3.13	-4.0	-6.2	+9.3/B
ErpnStk d	ES	18.36	+.03	-3.5	-11.3	+.6/C
ExtendedEqMktId d	MB	24.97	-2.20	-4.7	-5.9	+9.5/A
FinclSvcs x	SF	22.97	-3.66	-6.2	-8.3	+9.0/A
GNMA	GI	8.91	-.01	+1.1	-.1	+.9/B
GeorgiaTFBd	SL	11.21	-.02	+1.2	-.1	+1.6/C
GlbGrStk d	WS	24.39	-.17	-1.2	-4.4	+10.5/A
GlbMltSectBd	IB	11.01	-.02	+.8	-.4	+4.4/A
GlbRlEstt d	GR	19.49	-.38	-1.0	-2.7	+3.3/E
GlbStk d	WS	37.40	-.26	-1.5	-1.8	+12.2/A
GlbTech	ST	15.52	...	+1.1	-7.8	+14.1/D
GrStk	LG	59.25	-5.51	-1.8	+2.7	+12.1/B
GrStkAdv b	LG	57.84	-5.32	-1.8	+2.4	+11.8/B
GrStkR b	LG	55.81	-5.15	-1.8	+2.2	+11.5/B
GrandInc	LB	25.32	-3.49	-2.6	+.6	+9.9/B
HY d	HY	6.29	...	-.7	-1.6	+7.0/B
HYAdv m	HY	6.27	...	-.9	-1.9	+6.7/C
HlthSci x	SH	70.17	-5.52	-1.1	+6.0	+7.9/B
InflProtBd	IP	11.27	-.08	+.4	-2.0	+1.5/C
InsAfrcMdlEst d	MQ	6.01	-.02	+.5	-9.5	+7.7/B
InsCorPlus	CI	9.95	...	+1.0	-1.2	+2.4/B
InsEMBd d	EB	8.13	+.04	+.2	-5.4	+6.1/A
InsEMEq d	EM	34.56	-.17	-1.1	-15.9	+11.2/A
InsFltngRt d	BL	9.70	-.08	-1.9	+1.4	+4.4/C
InsFltngRtF d	BL	9.70	-.07	-1.9	+1.3	+4.4/C
InsGlbGrEq d	WS	26.54	-.18	-1.1	-3.9	+10.9/A
InsHY d	HY	8.37	-.01	-.9	-1.4	+7.6/A
InsLgCpCorGr	LG	39.51	-.27	-1.8	+5.6	+13.8/A
InsLgCpGr	LG	39.71	-.23	-2.0	+7.6	+15.7/A
InsLgCpVal	LV	22.05	-.39	-3.6	-5.7	+9.2/B
InsMdCpEqGr	MG	54.95	-.67	-3.1	+.9	+11.3/B
InsSmCpStk	SG	23.85	-.50	-4.6	+.5	+12.1/B
InsUSStructRsrc	LB	12.80	-.17	-3.7	-.9	+11.1/A
IntlBd d	IB	8.43	-.07	+.4	-5.2	+2.3/C
IntlDiscv d	FR	59.54	-.27	-4.1	-16.6	+6.2/A
IntlEqIdx d	FB	12.55	-.07	-3.5	-13.1	+4.4/B
IntlStk d	FG	16.27	-.06	-2.6	-12.9	+5.5/B
IntlStkAdv m	FG	16.28	-.06	-2.7	-13.1	+5.3/B
IntlValEq d	FV	12.59	-.06	-4.4	-16.7	+.9/E
IntlValEqAdv m	FV	12.78	-.06	-4.4	-17.0	+.7/E
Japan d	JS	13.76	-.36	-2.0	-8.9	+10.8/A
LatinAmerica d	LS	22.11	-.11	-.8	-10.0	+14.3/B
MdCpGr	MG	78.71	-10.16	-3.0	+1.0	+10.8/B
MdCpGrAdv b	MG	76.20	-9.87	-3.0	+.7	+10.5/B
MdCpGrR b	MG	73.83	-9.55	-3.0	+.4	+10.2/B
MdCpVal	MV	25.66	-3.46	-3.9	-6.0	+10.0/A
MdCpValAdv b	MV	25.58	-3.35	-3.9	-6.2	+9.7/A
MdCpValR b	MV	25.15	-3.27	-3.9	-6.5	+9.4/A
MryIndShTrTFBd	SS	5.15	...	+.5	+.7	+.5/D
MryIndTFBd	SL	10.50	-.02	+1.2	+.2	+2.1/A
NJTFBd	MJ	11.79	-.02	+1.1	+.6	+2.3/C
NYTFBd	MY	11.31	-.02	+1.1	+.2	+1.9/C
NewAmericaGr	LG	45.02	-5.70	-2.5	+4.9	+13.1/A
NewAmericaGrAdv b	LG	43.98	-5.55	-2.6	+4.6	+12.8/A
NewAsia d	PJ	16.73	+.04	+1.0	-14.5	+7.9/C
NewEra x	SN	31.07	-1.25	-5.4	-13.5	+5.9/B
NewHorizons x	MG	49.87	-7.76	-3.7	+7.6	+15.6/A
NewInc	CI	9.08	-.01	+.9	-1.5	+1.7/C
OverseasStk d	FB	9.78	-.05	-3.8	-13.5	+4.9/B
PersonalStrBal	MA	21.47	-1.67	-1.4	-3.2	+7.1/A
PersonalStrGr	AL	30.43	-2.32	-2.0	-4.2	+8.2/A
PersonalStrInc	CA	18.16	-.73	-.8	-2.3	+5.7/B
QMUSSmCpGrEq d	SG	32.35	-2.14	-5.1	-3.3	+10.1/C
RlAsts x	IH	10.36	-.42	-2.5	-9.2	+7.4/A
RlEstt d	SR	26.48	-1.70	-1.5	-2.7	+3.6/E
RlEsttAdv m	SR	26.85	-1.68	-1.5	-3.0	+3.3/E
Rtr2005	TA	13.29	-.05	-.8	-2.6	+5.0/B
Rtr2005Adv b	TA	13.21	-.06	-.8	-2.9	+4.7/C
Rtr2010	TA	17.75	-.09	-1.1	-2.9	+5.4/A
Rtr2010Adv b	TA	17.63	-.09	-1.1	-3.1	+5.1/B
Rtr2010R b	TA	17.49	-.09	-1.1	-3.4	+4.8/C
Rtr2015	TD	14.50	-.07	-1.2	-3.2	+5.9/A
Rtr2015Adv b	TD	14.43	-.07	-1.2	-3.4	+5.7/A
Rtr2015R b	TD	14.26	-.08	-1.2	-3.7	+5.4/B
Rtr2020	TE	21.71	-.13	-1.5	-3.7	+6.6/A
Rtr2020Adv b	TE	21.51	-.13	-1.5	-3.9	+6.3/A
Rtr2020R b	TE	21.27	-.13	-1.5	-4.1	+6.0/A
Rtr2025	TG	16.87	-.11	-1.7	-4.1	+7.1/A
Rtr2025Adv b	TG	16.74	-.11	-1.8	-4.3	+6.8/A
Rtr2025R b	TG	16.54	-.11	-1.8	-4.6	+6.5/B
Rtr2030	TH	24.75	-.18	-2.0	-4.5	+7.6/A
Rtr2030Adv b	TH	24.49	-.18	-2.0	-4.7	+7.3/A
Rtr2030R b	TH	24.25	-.17	-2.0	-4.9	+7.0/B
Rtr2035	TI	18.04	-.14	-2.2	-4.9	+7.9/A
Rtr2035Adv b	TI	17.92	-.14	-2.2	-5.1	+7.6/B
Rtr2035R b	TI	17.68	-.14	-2.2	-5.4	+7.3/C
Rtr2040	TJ	25.84	-.20	-2.3	-5.1	+8.2/A
Rtr2040Adv b	TJ	25.56	-.20	-2.3	-5.3	+7.9/B
Rtr2040R b	TJ	25.33	-.21	-2.4	-5.6	+7.6/C
Rtr2045	TK	17.50	-.14	-2.4	-5.3	+8.3/B
Rtr2045Adv b	TK	17.35	-.14	-2.4	-5.5	+8.0/B
Rtr2045R b	TK	17.12	-.15	-2.5	-5.8	+7.7/C
Rtr2050	TN	14.70	-.12	-2.4	-5.3	+8.3/B
Rtr2050Adv b	TN	14.54	-.12	-2.5	-5.5	+8.0/B
Rtr2050R b	TN	14.39	-.12	-2.4	-5.7	+7.7/C
Rtr2055	TL	14.75	-.12	-2.4	-5.3	+8.2/B
Rtr2055Adv b	TL	14.63	-.12	-2.5	-5.6	+8.0/B
RtrBal	CA	14.77	-.10	-1.1	-2.7	+4.8/C
RtrBalAdv b	CA	14.78	-.10	-1.1	-2.8	+4.6/C
RtrBalR b	CA	14.77	-.10	-1.1	-3.1	+4.3/D
SciandTech x	ST	32.54	-11.42	-1.9	-3.6	+15.1/C
SciandTechAdv x	ST	32.03	-11.29	-1.9	-3.8	+14.8/C
ShrtTrmBd	CS	4.64	...	+.2	+1.0	+1.3/C
SmCpStk	SG	42.81	-6.08	-4.7	+.3	+11.8/B
SmCpStkAdv b	SG	42.40	-5.91	-4.7	+.1	+11.5/B
SmCpVal d	SB	41.46	-4.95	-6.1	-7.9	+10.8/A
SmCpValAdv m	SB	41.36	-4.77	-6.1	-8.0	+10.5/A
SpectrumGr	LG	22.94	-.23	-3.0	-5.8	+9.1/D
SpectrumInc	MU	12.00	-.05		-2.7	+4.2/C
SpectrumIntl d	FB	12.63	-.05	-2.8	-13.6	+4.5/B
SummitMnIncInv	ML	11.58	-.03	+1.0	-.3	+2.1/C
SummitMnIntrInv	MI	11.62	-.02	+1.3	+.2	+1.5/C
TFHY d	HM	11.69	-.03	+.8	+.1	+3.0/C
TFInc	ML	9.84	-.02	+1.1	+.1	+1.9/C
TFIncAdv b	ML	9.84	-.02	+1.0	-.2	+1.6/D
TFShrtInterm	MS	5.52	...	+.9	+.7	+.7/C
TtlEqMktIdx d	LB	28.72	-1.21	-3.8	-2.1	+10.5/B
TxEfficientEq d	LG	29.30	-.62	-2.5	+2.8	+11.3/B
USBdEnhIdx d	CI	10.59	-.01	+1.1	-1.0	+1.7/C
USLgCpCor	LB	22.26	-2.00	-2.6	+.5	+9.7/C
USTrsInterm	GI	5.57	-.01	+1.3	-.3	+.4/D
USTrsLngTrm	GL	11.96	...	+3.9	-4.3	+1.1/E
VITFBd	SL	11.69	-.02	+1.0	+.1	+1.9/A
Val	LV	31.69	-3.73	-2.5	-6.1	+8.1/C
ValAdv b	LV	31.21	-3.61	-2.5	-6.3	+7.9/C
TCM						
SmCpGr	SG	28.81	-.62	-6.1	-2.2	+12.9/A
TCW						
CorFIIns	CI	10.65	...	+1.3	-.8	+1.5/D
CorFIN b	CI	10.62	...	+1.3	-1.0	+1.3/D
EMIncIns	EB	7.78	+.04	+.7	-5.6	+6.6/A
RltvVlDivAprcI	LV	16.67	-.31	-5.0	-11.5	+5.0/E
RltvVlDivAprcN b	LV	16.95	-.32	-5.0	-11.6	+4.8/E
RltvVlLgCpIns	LV	18.75	-.41	-5.3	-13.8	+5.5/E
RltvVlMidCpI	MV	20.52	-.74	-8.5	-18.4	+7.7/B
SelEqsI	LG	26.36	-.25	-2.1	+5.7	+9.5/D
SelEqsN b	LG	23.91	-.22	-2.1	+5.5	+9.2/D
TtlRetBdI	CI	9.59	...	+1.4	-.3	+1.5/D
TtlRetBdN b	CI	9.89	...	+1.4	-.5	+1.2/E
TETON Westwood						
MightyMitesAAA m	SB	23.95	-.47	-5.4	-11.4	+8.2/C
TIAA-CREF						
5-15YLdTxExBRet b	MI	10.25	-.01	+1.5	+.6	+1.4/C
BdIdxIns	CI	10.44	...	+1.3	-1.0	+1.5/D
BdIns	CI	9.97	...	+1.0	-1.1	+2.5/B

Continued on **next page**

Mutual Funds

Continued from **previous page**

Name	Obj	NAV	Wk Chg	4-wk Rtn	YTD Rtn	3-yr Rtn/Rk
BdPlusIns	CI	10.03	-.01	+.9	-.9	+2.8/A
BdPlusRet	CI	10.05	...	+1.0	-1.1	+2.6/A
BdPlusRetail b	CI	10.05	-.01	+1.0	-1.2	+2.5/B
BdRet	CI	10.15	...	+.9	-1.4	+2.2/B
BdRetail b	CI	10.14	-.01	+.9	-1.5	+2.1/B
EqIdxIns	LB	18.87	-.27	-3.7	-1.7	+10.8/A
EqIdxRet	LB	19.17	-.27	-3.8	-2.0	+10.5/B
EqIdxRetail b	LB	19.24	-.27	-3.7	-2.0	+10.5/B
GrIncIns	LG	12.59	-.16	-4.2	-3.6	+9.4/D
GrIncPrem b	LG	12.60	-.17	-4.3	-3.8	+9.2/D
GrIncRet	LG	12.83	-.16	-4.2	-3.9	+9.1/D
GrIncRetail b	LG	17.19	-.23	-4.3	-3.9	+9.1/D
HYIns	HY	9.26	-.01	-.6	-.3	+7.5/B
HYRet	HY	9.26	-.02	-.6	-.5	+7.2/B
HYRetail b	HY	9.30	-.02	-.6	-.5	+7.2/B
InflLinkedBdIns	IP	10.95	-.05	+.2	-.9	+1.5/C
InflLinkedBdRet	IP	11.03	-.06	+.2	-1.3	+1.2/D
InflLinkedBdRtl b	IP	10.68	-.05	+.2	-1.3	+1.2/D
IntlEqIdxIns	FB	17.17	-.09	-3.5	-12.0	+4.5/B
IntlEqIdxPrem b	FB	17.14	-.09	-3.5	-12.2	+4.4/B
IntlEqIdxRet	FB	17.58	-.09	-3.5	-12.2	+4.3/B
IntlEqIns	FB	9.72	-.09	-5.9	-21.4	+2.2/D
IntlEqPrem b	FB	9.71	-.09	-5.8	-21.5	+2.1/D
IntlEqRet	FB	10.11	-.09	-5.9	-21.6	+2.0/D
IntlEqRetail b	FB	6.19	-.06	-5.9	-21.7	+1.9/D
Lfcycl2010Rtr x	TA	12.49	-.76	-1.2	-3.4	+5.0/B
Lfcycl2015Rtr x	TD	11.14	-.78	-1.4	-3.9	+5.3/C
Lfcycl2020Rtr x	TE	11.72	-.84	-1.7	-4.3	+5.8/B
Lfcycl2025Rtr x	TG	12.03	-.86	-2.1	-5.0	+6.2/C
Lfcycl2030Rtr x	TH	12.25	-.90	-2.5	-5.6	+6.7/C
Lfcycl2035Rtr x	TI	12.61	-.94	-3.0	-6.4	+7.1/C
Lfcycl2040I x	TJ	9.28	-1.06	-3.5	-6.8	+7.8/B
Lfcycl2040Rtr x	TJ	12.86	-1.06	-3.4	-7.0	+7.5/C
Lfcycl2045Rtr x	TK	11.07	-.69	-3.7	-7.5	+7.6/D
LfcycIId2010I x	TA	14.27	-.51	-.8	-2.2	+5.0/B
LfcycIId2020I x	TE	15.69	-.54	-1.2	-2.8	+5.9/B
LfcycIId2025I x	TG	16.45	-.56	-1.6	-3.2	+6.6/B
LfcycIId2035I x	TI	17.95	-.63	-2.2	-3.9	+7.8/B
LfcycIId2040I	TJ	18.44	-.66	-5.1	-6.7	+7.5/C
LfcycIId2045I x	TK	18.48	-.68	-2.9	-4.6	+8.6/A
LfcyclRtIncRtr x	RI	10.68	-.52	-1.0	-3.3	+4.8/A
LgCpGrIdxIns	LG	28.27	-.21	-3.2	+1.8	+12.6/A
LgCpGrIdxRet	LG	28.50	-.21	-3.2	+1.6	+12.4/A
LgCpGrIns	LG	18.12	-.10	-2.3	+3.7	+11.8/B
LgCpGrRet	LG	18.02	-.10	-2.3	+3.5	+11.5/B
LgCpGrRetail b	LG	18.09	-.10	-2.4	+3.4	+11.5/B
LgCpValIdxIns	LV	17.88	-.34	-3.9	-4.7	+8.9/B
LgCpValIdxRet	LV	18.20	-.35	-3.9	-5.0	+8.6/B
LgCpValIns	LV	15.13	-.33	-5.5	-10.9	+6.5/E
LgCpValPrem b	LV	15.10	-.33	-5.5	-11.1	+6.4/E
LgCpValRet	LV	15.08	-.33	-5.6	-11.2	+6.2/E
LgCpValRetail b	LV	14.44	-.32	-5.6	-11.2	+6.2/E
MdCpGrI	MG	18.36	-.20	-2.8	-5.2	+7.3/D
MdCpGrP b	MG	18.25	-.19	-2.8	-5.4	+7.1/D
MdCpGrRtl b	MG	17.76	-.20	-2.9	-5.5	+6.9/E
MdCpGrRtr	MG	17.78	-.19	-2.9	-5.5	+7.0/E
MdCpValI	MV	18.01	-.45	-5.5	-9.9	+6.4/D
MdCpValP b	MV	17.98	-.46	-5.5	-10.0	+6.2/D
MdCpValRtl b	MV	17.50	-.44	-5.5	-10.2	+6.1/D
MdCpValRtr	MV	17.91	-.45	-5.5	-10.1	+6.1/D
MgdAllcRtl x	MA	11.49	-.66	-2.2	-5.6	+5.8/C
QtIntEqInstl	FB	6.46	-.04	-4.8	-15.0	+3.2/C
QtLrgCpGrInstl	LG	12.37	-.11	-4.0	-.1	+12.2/A
QtLrgCpValInstl	LV	9.19	-.18	-4.5	-6.9	+7.4/D
QtSm-CpEqInstl	SG	14.68	-.31	-6.0	-8.3	+8.6/D
QtSm-CpEqPre b	SG	14.59	-.31	-6.0	-8.5	+8.4/D
QtSm-CpEqRet	SG	14.26	-.30	-6.0	-8.6	+8.3/D
QtSm-CpEqRetail b	SG	14.08	-.30	-6.0	-8.6	+8.3/D
RlEsttSecI	SR	15.37	-.33	+.2	+2.1	+7.4/A
RlEsttSecP b	SR	15.38	-.33	+.2	+2.0	+7.3/A
RlEsttSecRtl b	SR	15.25	-.33	+.1	+1.8	+7.1/A
RlEsttSecRtr	SR	16.02	-.35	+.1	+1.9	+7.2/A
SP500IdxI	LB	28.52	-.35	-3.6	-1.0	+10.9/A
SP500IdxRtr	LB	28.36	-.35	-3.6	-1.2	+10.6/B
SclChEqI	LB	17.11	-.21	-3.6	-2.4	+10.7/A
SclChEqP b	LB	17.06	-.21	-3.6	-2.5	+10.6/B
SclChEqRtl b	LB	15.22	-.18	-3.6	-2.7	+10.5/B
SclChEqRtr	LB	17.41	-.21	-3.6	-2.6	+10.5/B
ShrtTrmBdI	CS	10.18	-.01	+.2	+1.0	+1.7/B
ShrtTrmBdRtl b	CS	10.19	-.01	+.3	+.7	+1.4/C
ShrtTrmBdRtr	CS	10.20	...	+.3	+.9	+1.4/C
SmCpBlndIdxI	SB	18.23	-.48	-5.9	-6.9	+9.8/B
SmCpBlndIdxRtr	SB	18.33	-.47	-5.9	-7.1	+9.6/B
The Investment House						
InvmHouseGr	LG	32.63	-.35	-3.6		+12.5/A
Third Avenue						
RlEsttValIns d	GR	28.74	-.60	-2.9	-16.3	+3.3/E
SmCpValIns d	SB	18.68	-.46	-7.2	-10.2	+7.4/C
ValIns d	WS	40.72	-1.10	-5.9	-18.3	+2.4/E
Thompson						
Bd	CS	11.36	...	-.4	+1.9	+5.5/A
LgCp	LB	61.36	-1.30	-5.4	-8.7	+9.0/C
Thornburg						
CALtdTrmMnA m	SS	13.48	-.01	+.9	+.2	+.5/E
CorGrA m	LG	34.10	-.47	-3.7	+.3	+7.1/E
IntermMnA m	MI	13.82	-.02	+1.1	+.1	+1.1/D
IntermMnC m	MI	13.84	-.02	+1.0	-.2	+.8/E
IntlValA m	FB	20.14	-.21	-4.0	-17.8	+.9/E
IntlValC m	FB	17.73	-.18	-4.0	-18.4	+.2/E
IntlValI	FB	20.85	-.21	-3.9	-17.5	+1.3/E
InvmIncBldrA m	IH	20.53	-.10	-1.3	-2.7	+7.8/A
InvmIncBldrC m	IH	20.51	-.10	-1.4	-3.4	+7.0/A
LtdTrmIncA m	CS	13.15	-.01	+.4	+.4	+1.9/B
LtdTrmIncC m	CS	13.13	-.01	+.4	+.2	+1.7/B
LtdTrmIncI	CS	13.15	-.02	+.5	+.6	+2.2/A
LtdTrmMnA m	MS	14.15	-.01	+.9	+.4	+.7/D
LtdTrmMnC m	MS	14.17	-.01	+.8	+.2	+.5/E
LtdTrmMnI	MS	14.15	-.01	+.9	+.8	+1.0/B
LtdTrmUSGvtA m	GS	12.74	-.01	+.8	+.2	+.5/C
NewMxcIntermMnA m	SI	13.02	-.01	+.9	+1.1	+.9/D
ValA m	LB	63.23	-1.62	-5.5	-6.4	+8.0/D
ValI	LB	65.23	-1.67	-5.5	-6.1	+8.4/D
Thrivent						
BalIncPlusA m	CA	11.89	-.78	-2.0	-2.9	+5.2
BalIncPlusS	CA	11.87	-.78	-1.9	-2.6	+5.5
DiversIncPlusA m	CA	7.07	-.01	-1.4	-1.7	+4.8
HYA m	HY	4.56	+.01	-.6	-1.2	+6.0
IncA m	TW	8.70	+.01	+.1	-2.9	+2.6
LgCpGrA m	LG	9.83	-1.00	-1.5	+7.1	+10.6
LgCpStkA m	WS	23.82	-1.71	-2.7	-5.1	+6.9
LgCpStkS	WS	24.11	-1.71	-2.7	-4.8	+7.3
LgCpValA m	LV	20.54	-1.23	-4.6	-4.3	+10.0
LgCpValS	LV	20.35	-1.60	-4.6	-3.9	+10.5
LtdMatBdA b	CS	12.26	-.01	-.1	+.6	+1.7
MidCpStkA m	MB	21.32	-2.76	-4.5	-5.6	+13.3
MidCpStkS	MB	24.07	-3.12	-4.5	-5.3	+13.7
MnBdA m	ML	10.98	-.02	+1.1	-.3	+1.3
OppIncPlusA m	MU	9.84	-.03	-.7	-.8	+3.7
OppIncPlusS	MU	9.84	-.03	-.6	-.6	+3.9
SmCpStkA m	SG	17.39	-3.27	-5.5	-5.2	+13.3
Timothy						
PlanSmCpValA m	SB	17.00	-.71	-8.7	-12.6	+7.2/C
Tocqueville						
Delafield b	SV	17.97	-1.88	-6.3	-14.8	+4.0/E
Gold m	SP	28.96	-.36	+3.4	-21.3	+6.9/E
IntlVal b	FB	14.12	-.28	-4.4	-18.4	+2.1/D
Opp b	MG	22.53	-2.42	-.6	-2.2	+7.7/D
Tocqueville b	LB	32.18	-3.19	-2.7	-4.3	+8.3/D
Torray						
Torray	LV	44.78	-.73	-3.5	-8.2	+6.0/E
Touchstone						
ActvBdA m	CI	9.92	+.01	+.8	-2.4	+2.2/B
ActvBdY	CI	9.91	+.01	+.8	-2.2	+2.4/B
BalancedA m	MA	20.09	-1.22	-2.1	-.8	+7.5/A
FlexIncA m	MU	10.46	-.06	-.6	-1.5	+3.1/D
FlexIncC m	MU	10.31	-.06	-.7	-2.2	+2.4/E
FlexIncY	MU	10.50	-.05	-.5	-1.1	+3.4/D
FocedY	LB	40.05	-2.48	-4.1	-3.7	+7.3/E
GrOppsIns	LG	29.81	-3.49	-3.6	-1.0	+9.1/D
ImpactBdInstl	CI	9.78	-.01	+1.0	-.7	+2.0/C
IntlEqA m	FB	14.32	-1.92	-4.9	-16.7	+2.6/D
IntlSmCpY	FR	13.76	-1.39	-6.2	-21.5	-.7/E
LargeCpFocA m	LB	38.66	-4.67	-3.6	+1.2	+11.9/A
MergerArbtrgY	NE	10.34	+.02	+.1	-1.8	+1.5/C
MidCpGrA m	MG	24.84	-2.34	-3.9	-1.1	+9.4/C
MidCpGrC m	MG	15.38	-2.23	-4.0	-1.8	+8.5/C
MidCpGrIns	MG	26.12	-2.35	-3.9	-.8	+9.7/C
MidCpGrY	MG	25.88	-2.35	-3.9	-.8	+9.6/C
MidCpValIns	MV	15.96	-1.15	-5.1	-12.6	+7.0/C
MidCpY	MB	30.55	-1.57	-4.4	-2.5	+10.9/A
SdCptlInsGr	LG	19.60	-3.17	+.8	+9.9	+10.7/C
SdCptlSelGrA m	LG	11.34	-3.82	+.7	+9.1	+10.1/C
SdCptlSelGrC m	LG	10.01	-3.81	+.6	+8.2	+9.3/D
SdCptlSelGrY	LG	12.19	-3.82	+.7	+9.3	+10.4/C
SdCptlSelGrZ b	LG	11.35	-3.82	+.6	+9.0	+10.1/C
SmCpValA m	SV	21.82	-2.48	-7.5	-12.3	+7.0/C
SmallComA m	SG	4.42	-.79	-7.8	-3.8	+11.0/C
SmallComC m	SG	2.31	-.72	-8.1	-4.8	+10.0/C
SstnbtyIpcEqA m	WS	19.21	-1.93	-3.0	-6.5	+7.7/B
SstnbtyIpcEqY	WS	19.95	-1.94	-3.0	-6.3	+8.0/B
UlShrtDrFlA m	UB	9.23	-.01	+.1	+1.5	+1.4/C
UlShrtDrFlY	UB	9.23	-.01	+.1	+1.8	+1.7/B
UlShrtDrFlZ b	UB	9.23	-.01	+.1	+1.5	+1.4/C
ValIns	LV	8.58	-1.18	-3.9	-2.4	+8.6/B
ValY	LV	8.61	-1.18	-3.9	-2.5	+8.5/C
Towle						
Deep Val d	SV	12.29	-.84	-14.7	-28.1	+9.1/A
Transamerica						
AsAlCnsrvA m	CA	10.57	-.04	-.9	-3.9	+3.9/D
AsAlCnsrvC m	CA	10.47	-.04	-1.0	-4.7	+3.1/E
AsAlGrA m	XM	13.80	-.13	-3.7	-9.1	+6.3/D
AsAlGrC m	XM	13.30	-.14	-3.8	-9.8	+5.5/D
AsAlModA m	CA	11.44	-.05	-1.5	-5.2	+4.5/C
AsAlModC m	CA	11.34	-.06	-1.7	-6.0	+3.7/E
AsAlModGrA m	MA	12.46	-.09	-2.5	-6.9	+5.3/D
AsAlModGrC m	MA	12.37	-.09	-2.6	-7.6	+4.5/E
BondA m	CI	8.91	-.01	+.1	-.7	+3.3/A
CptlGrA m	LG	26.15	+.10	+.2	+11.6	+16.2/A
HYBdA m	HY	8.71	...	-.3	-.6	+7.2/B
MltMgdBalA m	MA	27.05	-.21	-1.9	-2.4	+6.4/B
SMPValA m	MV	25.11	-.72	-5.6	-8.0	+9.3/A
Tributary Funds						
SmCoIns	SB	24.96	-2.37	-7.3	-7.8	+8.0/C
Trillium						
GlbEqR b	WS	40.71	-.43	-3.2	-5.3	+8.7/B
Trust For Credit Uni						
UnsShrtDrTCU	GS	9.48	-.02	+.4	+.6	+.7/B
UnsUlShDrGvtTCU	UB	9.37	-.01	+.1	+1.1	+.7/E
Tweedy, Browne						
GlbVal d	FV	27.02	-.06	-1.7	-5.2	+5.9/A
GlbVlIICyUnHdg d	FV	14.48	-.10	-2.0	-7.8	+5.4/A
Val	WS	22.84	-.17	-1.5	-4.3	+7.7/B
WldwdHDvYldVl d	WS	9.75	-.10	-3.0	-4.3	+7.8/B
U.S. Global Investor						
GlbRes b	SN	4.53	-.09	-5.6	-25.6	+1.9/D
GoldPrcMtls b	SP	6.37	-.15	+1.4	-20.0	+11.8/B
WldPrecMnral b	SP	3.01	-.09	-4.4	-35.8	+4.7/E
UBS						
GlbAllcA m	IH	11.36	-.07	-1.6	-6.7	+3.7/D
IntlSustEqP	FB	9.10	-.11	-4.5	-14.9	+4.3/B
USAllcA m	MA	46.25	-.57	-2.8	-5.4	+5.4/D
USSmCpGrP	SG	19.85	-.58	-6.1	+.1	+9.4/D
UBS PACE						
AltStrsInvmsP	GY	10.33	-.04	-1.5	-4.2	-.1
GlbFlInvmsP	IB	9.49	-.03	+.5	-4.1	+1.0/E
IntermFlInvmsP	CI	11.81	...	+1.0	-1.6	+1.2/E

Name	Obj	NAV	Wk Chg	4-wk Rtn	YTD Rtn	3-yr Rtn/Rk
IntlEMEqInvP	EM	12.16	-.08	-.7	-16.4	+6.8/D
IntlEqInvmsP	FB	14.82	-.03	-3.2	-12.3	+4.8/B
LgCoGrEqInvmsP	LG	25.49	-.33	-3.9	-.3	+9.9/D
LgCoValEqInvmsA m	LV	21.76	-.49	-4.9	-7.6	+8.0/C
LgCoValEqInvmsP	LV	21.74	-.48	-4.9	-7.4	+8.2/C
MnFlInvmsP	MI	12.68	-.01	+1.5	+.2	+1.6/C
MrBckScFlInvmsP	CI	12.30	-.02	+1.4	-.8	+1.4/D
SMCoGrEqInvmsP	SG	18.82	-.30	-4.4	+3.8	+10.4/C
SMCoValEqInvmsP	SB	17.95	-.76	-8.7	-13.3	+5.7/D
StrFlInvmsP	CI	13.15	-.02	+.3	-1.7	+2.7/A
USA Mutuals						
ViceInv b	LB	26.80	+.14	-1.2	-16.6	+5.6/E
USAA						
AgrsGr	LG	38.45	-7.22	-3.3	+3.3	+10.9/C
CABd	MC	10.83	-.03	+1.1	+.6	+2.1/B
CptlGr	WS	10.27	-1.09	-5.7	-9.5	+7.1/C
CrnrstnEq	WS	13.48	-.76	-2.5	-8.3	+7.9
CrnrstnMdlyAgrs	MA	23.18	-.64	-1.8	-6.2	+4.4/E
CrnrstnMod	CA	13.60	-.50	-1.3	-5.4	+4.2/D
EM	EM	16.05	-.28	-.3	-19.2	+7.4/C
ExtendedMktIdx	MB	16.98	-1.29	-4.7	-6.0	+9.3/A
Gr	LG	26.80	-3.61	-1.6	-.7	+10.9/C
GrInc	LB	21.43	-2.68	-4.7	-5.3	+8.9/C
GrandTxtr	CA	19.22	-.18	-1.1	-.7	+6.1/A
GvtSec	GI	9.51	-.02	+1.1		+.8/B
HiInc d	HY	7.60	-.06	-1.2	-1.4	+8.0/A
Inc x	CI	12.46	-.07	+.8	-1.5	+3.2/A
IncStk	LV	17.96	-1.52	-2.7	-2.2	+9.9/A
IntermTrmBd	TW	10.16	-.02	+.1	-1.4	+3.5/B
Intl	FB	27.13	-2.04	-3.4	-13.0	+5.0/A
NASDAQ100Idx	LG	18.55	-.05	-2.5	+3.7	+13.7/A
NYBd	MN	11.62	-.03	+1.0	+.5	+1.8/A
PrcMtlsMnral	SP	10.86	-.01	+5.0	-18.3	+10.2/C
SP500IdxMbr	LB	36.69	-.86	-3.6	-1.2	+10.7/A
SP500IdxRwd	LB	36.71	-.86	-3.6	-1.1	+10.8/A
SciTech	ST	22.48	-3.82	-.6	-1.4	+11.7/E
ShrtTrmBd	CS	9.04	...	+.2	+1.0	+2.0/A
SmCpStk	SB	14.59	-2.35	-6.1	-6.2	+7.6/C
TEIntermTrm	MI	13.06	-.02	+1.2	+.6	+2.0/A
TELngTrm	ML	12.98	-.04	+1.2	+.1	+2.2/B
TEShrtTrm	MS	10.43	...	+.3	+1.4	+1.1/B
TrgtRet2020	TE	11.69	-.72	-.7	-3.4	+5.6
TrgtRet2030	TH	12.35	-.81	-1.3	-4.8	+6.6
TrgtRet2040	TJ	12.40	-1.01	-1.7	-5.6	+7.2
TrgtRet2050	TN	12.48	-1.07	-1.8	-5.9	+7.4
TrgtRetInc	RI	10.87	-.39	-.3	-2.3	+4.2
UlShrtTrmBd	UB	9.89	...		+1.3	+1.5/B
VIBd	SI	11.05	-.02	+1.2	+.1	+1.9/A
Val	LV	17.44	-2.50	-5.1	-9.7	+6.3/E
WldGr	WS	27.94	-2.21	-3.0	-7.5	+7.7/B
Undiscovered Manager						
BehavioralValA m	SV	55.56	-8.02	-8.0	-9.9	+7.2
BehavioralValC m	SV	51.85	-7.85	-8.0	-10.3	+6.7
BehavioralValL	SV	57.22	-8.09	-7.9	-9.5	+7.7
VALIC Co I						
AstAllc	MA	10.41	-.10	-2.7	-8.6	+4.0/E
CorEq	LB	22.16	-.38	-5.1	-3.4	+10.2/B
CptlCnsrvtn	CI	9.55	...	+1.2	-1.9	+1.2/D
DivVal	LV	12.18	-.24	-4.5	-5.5	+9.7/A
EmergEcos	EM	7.62	-.04	-.5	-18.3	+9.2/B
GlbSclAwrns	WS	24.42	-.26	-3.6	-5.9	+7.9/B
GlbStr	IH	11.37	-.06	-3.0	-6.6	+4.2/D
Gr	LG	16.29	-.11	-3.2	+.4	+11.3/B
GrInc	LB	21.51	-.30	-3.8	-2.6	+10.0/B
GvtSec	GI	10.29	-.01	+1.5	-.5	+.8/B
HlthSci	SH	20.43	-.31	-1.1	+5.7	+7.7/B
InflProt	IP	10.71	-.05	+.1	-2.4	+2.0/B
IntlEqsIdx	FB	6.58	-.04	-3.5	-12.4	+4.2/B
IntlGr	FG	13.06	-.14	-3.6	-6.5	+5.9/B
IntlGvtBd	IB	11.39	-.02	+.9	-4.3	+2.3/C
IntlVal	FV	9.13	-.15	-4.8	-16.2	+3.9/B
LgCpCor	LB	11.29	-.16	-3.8	-4.8	+8.5/D
LgCptlGr	LG	14.91	-.09	-3.2	+3.4	+12.5/A
MidCpIdx	MB	25.14	-.69	-5.8	-7.8	+9.3/A
MidCpStrGr	MG	14.53	-.26	-3.8	-2.6	+10.9/B
SciTech	ST	27.94	+.01	-.6	+1.8	+15.9/C
SmCp	SG	10.47	-.30	-5.8	-3.9	+8.9/D
SmCpIdx	SB	19.82	-.52	-6.0	-7.2	+9.4/B
SmCpSpecVals	SV	12.06	-.32	-7.2	-10.7	+9.1/A
SmMidGr	MG	12.68	-.24	-3.5	-2.9	+8.4/D
StkIdx	LB	38.26	-.47	-3.6	-1.2	+10.6/B
Val	LV	16.97	-.32	-3.6	-6.2	+7.5/D
VALIC Co II						
CorBd	CI	10.67	+.01	+.9	-2.4	+1.9/C
HYBd	HY	7.37	...	-.7	-1.1	+6.9/B
IntlOpps	FR	17.59	-.25	-4.8	-15.9	+6.1/B
LgCpVal	LV	20.31	-.42	-5.3	-6.6	+8.3/C
MidCpVal	MB	18.80	-.57	-6.1	-11.9	+5.3/D
SclyRspnb	LB	20.86	-.23	-3.6	-2.0	+9.9/C
SmCpVal	SV	12.85	-.40	-6.7	-11.7	+7.0/C
StrBd	MU	10.74	...	+.1	-3.0	+4.0/C
VY						
ClmbCntrnCrS b	LB	20.40	-.28	-3.8	-5.1	+8.3/D
TRPDvrsMdCpGrA b	MG	9.38	-.11	-2.8	-.6	+10.2/B
TRPGrEqI	LG	80.95	-.54	-1.8	+2.6	+12.1/B
Value Line						
AstAllcInv b	MA	32.72	-.22	-1.4	+3.7	+8.3/A
CptlApprctInv b	AL	10.08	-.11	+.4	+1.4	+9.5/A
LgrCoFocedInv b	LG	30.41	-.33	+1.7	+6.1	+13.5/A
MidCpFoced b	MG	20.61	-.15	-1.8	+7.4	+13.1/A
PremGr b	MG	34.54	-.31	-2.6	+4.3	+11.5/B
SmCpOppsInv b	SG	50.68	-.69	-3.8	-2.1	+9.9/C
VanEck						
EMA m	EM	14.23	-.04	+.4	-22.8	+5.3/E
EMY	EM	14.51	-.04	+.6	-22.5	+5.7/D
GlbHardAstsA m	SN	26.70	-1.02	-8.4	-26.5	+.7/D
GlbHardAstsY	SN	27.27	-1.04	-8.4	-26.3	+.9/D
IntlInvsGoldA m	SP	7.34	-.05	+4.4	-21.7	+11.1/B
IntlInvsGoldY	SP	7.49	-.06	+4.3	-21.6	+11.4/B
Vanguard						
500IdxAdmrl x	LB	239.87	-4.26	-3.6	-.9	+11.0/A
500IdxInv x	LB	239.88	-4.21	-3.6	-1.0	+10.8/A
BalIdxAdmrl	MA	33.78	-.28	-1.7	-1.2	+7.2/A
BalIdxIns	MA	33.79	-.27	-1.7	-1.1	+7.2/A
BalIdxInv	MA	33.77	-.28	-1.7	-1.3	+7.1/A
CAITTxExAdm	MF	11.55	-.02	+1.4	+.6	+1.9/A
CAITTxExInv	MF	11.55	-.02	+1.3	+.5	+1.8/A
CALtrmTEAdm	MC	11.83	-.03	+1.6		+2.4/B
CALtrmTEInv	MC	11.83	-.03	+1.5	-.1	+2.3/B
CnsDscIdxAdmrl	CD	80.56	-1.45	-4.7	+1.1	+10.0/A
CnsStpIdxAdmrl	CC	68.66	-.80	-3.0	-2.1	+5.8/A
CnvrtSecInv	CV	13.17	-.02	-.6	-1.1	+5.1/E
CptlOppAdmrl	LG	153.03	-2.35	-3.7	-.4	+13.4/A
CptlOppInv	LG	66.21	-1.02	-3.7	-.4	+13.3/A
CptlValInv	LV	11.97	-.34	-6.2	-10.1	+5.4/E
DevMIdxAdmrl	FB	12.26	-.10	-3.6	-13.2	+4.8/B
DevMIdxIns	FB	12.28	-.10	-3.6	-13.2	+4.8/B
DivAprcIdxInv x	LB	40.50	-.74	-3.7	+1.2	+11.7/A
DivGrInv	LB	26.98	-.34	-2.8	+3.6	+10.3/B
DiversEqInv	LG	34.25	-.52	-4.1	-2.0	+9.8/D
EMGvtBdIdxAdmrl	EB	18.76	+.10	+1.2	-3.0	+5.1/C
EMSelStkInv	EM	19.98	-.06	+.3	-12.3	+11.3/A
EMStkIdxInAdm	EM	32.08	-.08	+.3	-14.3	+9.0/B
EMStkIdxInInv	EM	24.43	-.07	+.3	-14.4	+8.8/B
EMStkIdxInPl	EM	81.18	-.20	+.4	-14.2	+9.1/B
EMStkIdxIns	EM	24.40	-.06	+.4	-14.2	+9.0/B
EngyAdmrl	EE	87.90	-2.99	-6.1	-12.7	+6.5/A
EngyIdxAdmrl	EE	41.50	-1.92	-6.4	-13.7	+2.8/B
EngyInv	EE	46.83	-1.59	-6.1	-12.7	+6.4/A
EqIncAdmrl	LV	74.59	-1.18	-2.8	-2.5	+10.5/A
EqIncInv	LV	35.58	-.57	-2.8	-2.6	+10.4/A
EuStkIdxAd	ES	61.96	-.23	-4.6	-13.9	+3.6/A
EuStkIdxInsP	ES	118.07	-.44	-4.6	-13.9	+3.7/A
EuStkIdxInstl	ES	26.43	-.09	-4.6	-13.8	+3.7/A
EuStkIdxInv	ES	26.61	-.10	-4.6	-14.0	+3.5/B
ExplorerAdmrl	SG	89.65	-2.12	-4.9	+1.4	+12.8/A
ExplorerInv	SG	96.23	-2.28	-4.9	+1.3	+12.6/A
ExplorerValInv	SB	32.90	-1.08	-6.2	-10.3	+7.5/C
ExtDrTrIdIns	GL	32.90	-.23	+5.4	-6.6	+1.9/A
ExtDrTrIdInsPls	GL	82.59	-.58	+5.4	-6.6	+1.9/A
ExtMktIdxAdmrl	MB	79.18	-1.87	-4.7	-5.7	+9.7/A
ExtMktIdxIns	MB	79.18	-1.86	-4.7	-5.6	+9.8/A
ExtMktIdxInsPls	MB	195.41	-4.60	-4.7	-5.6	+9.8/A
ExtMktIdxInv	MB	79.21	-1.87	-4.7	-5.8	+9.6/A
FAWexUSIAdmr	FB	29.00	-.18	-2.7	-12.9	+5.9/A
FAWexUSIInPl	FB	97.38	-.58	-2.7	-12.8	+6.0/A
FAWexUSIIns	FB	91.96	-.55	-2.7	-12.9	+6.0/A
FAWexUSIdxInv	FB	18.41	-.11	-2.7	-13.0	+5.8/A
FAWexUSSCIIn	FQ	185.68	-2.82	-3.6	-17.5	+4.9/B
FAWexUSSCpIIInv	FQ	37.06	-.56	-3.6	-17.6	+4.8/B
FSocialIdxIns	LB	17.24	-.20	-3.5	-.2	+11.4/A
FSocialIdxInv	LB	17.23	-.20	-3.5	-.3	+11.3/A
FinclsIdxAdmrl	SF	30.21	-1.33	-7.7	-12.1	+10.4/A
GNMAAdmrl	GI	10.17	-.01	+1.4		+1.3/A
GNMAInv	GI	10.17	-.01	+1.4	-.1	+1.2/A
GlbCapCycInv	SP	7.22	-.04	-3.9	-30.8	+7.4/E
GlbEqInv	WS	29.05	-.35	-3.2	-7.2	+8.8/A
GlbMnmVlInv	SW	13.70	-.08	-1.4	+1.3	+9.1/B
GlbexUSRlEIAdmr d	GR	33.17	-.04	+1.1	-7.9	+6.8/A
GlbexUSRlEIdIns d	GR	110.51	-.13	+1.1	-7.9	+6.8/A
GrIdxAdmrl	LG	71.94	-.61	-3.2	+.2	+11.0/B
GrIdxIns	LG	71.95	-.60	-3.2	+.3	+11.0/B
GrIdxInv	LG	71.94	-.60	-3.2	+.1	+10.9/C
GrandIncAdmrl	LB	75.73	-.99	-3.8	-1.1	+10.7/B
GrandIncInv	LB	46.38	-.61	-3.8	-1.2	+10.5/B
HCAdmrl	SH	88.95	-.85	-1.2	+5.2	+5.6/C
HCIdxAdmrl	SH	82.67	-1.86	-1.5	+8.7	+10.0/A
HCInv	SH	210.85	-2.03	-1.2	+5.2	+5.5/C
HYCorpAdmrl	HY	5.57	...	-.4	-.7	+6.3/C
HYCorpInv	HY	5.57	...	-.4	-.8	+6.2/D
HYTE	ML	11.10	-.02	+1.4	+.6	+3.1/A
HYTEAdmrl	ML	11.10	-.02	+1.4	+.6	+3.2/A
HiDivYldIdxInv	LV	32.26	-.47	-3.1	-2.7	+10.4/A
ITIdxAdmrl	ST	88.51	-.42	-2.8	+6.2	+18.2/B
InTrBdIdxAdmrl	CI	10.91	-.02	+1.1	-1.3	+1.7/C
InTrBdIdxIns	CI	10.91	-.02	+1.1	-1.3	+1.7/C
InTrBdIdxInsPls	CI	10.91	-.02	+1.1	-1.3	+1.7/C
InTrBdIdxInv	CI	10.91	-.02	+1.1	-1.4	+1.6/D
InTrCrpBdIAdmrl	TW	22.24	+.01	+.4	-2.4	+2.7/D
InTrCrpBdIIns	TW	27.48	+.01	+.5	-2.4	+2.7/D
InTrInGdAdm	TW	9.32	-.01	+.6	-1.4	+2.2/E
InTrInGdInv	TW	9.32	-.01	+.6	-1.5	+2.1/E
InTrTEAdmrl	MI	13.83	-.02	+1.4	+.6	+1.9/B
InTrTEInv	MI	13.83	-.02	+1.4	+.5	+1.8/B
InTrTrsAdmrl	GI	10.80	-.01	+1.3	-.1	+.8/B
InTrTrsIdxAd	GI	21.18	-.03	+1.3		+.8/B
InTrTrsIdxIns	GI	26.29	-.03	+1.3		+.8/B
InTrTrsInv	GI	10.80	-.01	+1.3	-.2	+.7/C
IndtlsIdxAdmrl	ID	63.87	-1.50	-6.2	-11.2	+9.6/B
InflPrtScAdmrl	IP	24.66	-.15	+.4	-2.0	+1.9/B
InflPrtScIns	IP	10.04	-.07	+.3	-2.0	+1.9/B
InflPrtScInv	IP	12.56	-.08	+.3	-2.1	+1.8/C
InsIdxIns	LB	237.92	-2.94	-3.6	-.9	+11.0/A
InsIdxInsPlus	LB	237.94	-2.94	-3.6	-.9	+11.0/A
InsTrgRt2020Ins	TE	21.80	-.12	-1.3	-3.2	+6.1/A
InsTtlSMIInPls	LB	57.54	-.82	-3.7	-1.6	+10.9/A
InsTtlSMIIns	LB	57.54	-.81	-3.7	-1.6	+10.8/A
IntlExplorerInv	FR	16.65	-.29	-6.4	-21.8	+3.0/C
IntlGrAdmrl	FG	85.78	-.92	-2.4	-10.3	+10.0/A
IntlGrInv	FG	26.93	-.29	-2.4	-10.4	+9.9/A
IntlValInv	FV	34.67	-.20	-3.7	-13.1	+5.9/A
LTBdIdInsPls	CL	13.07	+.03	+2.5	-5.8	+3.4/C
LTBdIdxIns	CL	13.07	+.03	+2.5	-5.8	+3.4/D
LTBdIdxInv	CL	13.07	+.03	+2.5	-5.9	+3.3/D
LTCrpBdIdxIns	TW	28.38	+.18	+1.5	-7.2	+4.6/A
LTInGrdAdm	TW	9.51	+.04	+2.0	-6.7	+4.0/B
LTInGrdInv	TW	9.51	+.04	+1.9	-6.7	+3.9/B
LTTE x	ML	11.29	-.04	+1.5		+2.4/B
LTTEAdmrl x	ML	11.29	-.04	+1.5	+.1	+2.5/B
LTTrsAdmrl	GL	11.54	-.01	+3.9	-4.4	+1.4/C
LTTrsIdxIns	GL	31.12	...	+4.0	-4.2	+1.5/B

Name	Obj	NAV	Wk Chg	4-wk Rtn	YTD Rtn	3-yr Rtn/Rk
LTTrsInv	GL	11.54	-.01	+3.9	-4.4	+1.3/D
LfStrCnsrGrInv	CA	19.18	-.08	-.6	-2.5	+4.8/C
LfStrGrInv	AL	31.65	-.27	-2.4	-5.1	+7.5/B
LfStrIncInv	XY	15.14	-.02	+.3	-1.2	+3.4/C
LfStrModGrInv	MA	25.87	-.16	-1.5	-3.8	+6.2/B
LgCpIdxAdmrl	LB	60.41	-.75	-3.5	-1.0	+10.9/A
LgCpIdxIns	LB	248.64	-3.10	-3.5	-1.0	+10.9/A
LgCpIdxInv	LB	48.31	-.60	-3.5	-1.1	+10.8/A
LtdTrmTE	MS	10.84	...	+.7	+1.3	+1.1/B
LtdTrmTEAdmrl	MS	10.84	...	+.7	+1.3	+1.2/A
MATEInv	MT	10.49	-.03	+1.5	-.5	+1.9/A
MCpGrIdxAdm	MG	53.59	-.54	-2.5	-2.0	+9.0/C
MCpGrIdxInv	MG	48.94	-.50	-2.5	-2.1	+8.8/C
MCpVlIdxAdm	MV	52.15	-1.28	-5.7	-8.2	+8.2/B
MCpVlIdxInv	MV	39.63	-.97	-5.7	-8.3	+8.1/B
MatlsIdxAdmrl	SN	57.08	-1.20	-6.1	-16.5	+8.3/A
MdCpGrInv x	MG	22.94	-3.69	-4.8	-.8	+7.3/D
MdCpIdxAdmrl	MB	179.32	-3.07	-4.1	-5.3	+8.6/B
MdCpIdxIns	MB	39.61	-.68	-4.1	-5.3	+8.6/B
MdCpIdxInsPlus	MB	195.37	-3.35	-4.0	-5.3	+8.6/B
MdCpIdxInv	MB	39.52	-.68	-4.1	-5.4	+8.4/B
MegaCpIdxIns	LB	178.10	-2.04	-3.4	-.1	+11.4/A
MegaCpValIdxIns	LV	147.23	-2.13	-3.3	-.9	+11.1/A
MgdPayoutInv	MA	17.65	-.09	-1.3	-4.4	+5.6/D
MktNetrlIns	NE	11.62	+.06	-2.8	+.2	-.8/E
MktNetrlInv	NE	11.67	+.06	-2.8	+.1	-.9/E
MorganGrAdmrl	LG	92.43	-.74	-3.0	+1.9	+11.4/B
MorganGrInv	LG	29.78	-.24	-3.0	+1.8	+11.2/B
MrtBckSclIdxAdmr	GI	20.44	-.01	+1.4	-.1	+1.2/A
NJLTmTEAdm	MJ	11.83	-.03	+1.6	+.8	+3.5/A
NJLTmTEInv	MJ	11.83	-.03	+1.6	+.7	+3.4/A
NYLTmTEAdm	MY	11.37	-.04	+1.4	-.3	+2.2/A
NYLTmTEInv	MY	11.37	-.04	+1.4	-.4	+2.1/B
OhioLngTrmTE	MO	12.24	-.03	+1.7		+2.5/A
PALTmTEAdm	MP	11.26	-.03	+1.6	+.3	+2.7/A
PALTmTEInv	MP	11.26	-.03	+1.6	+.2	+2.6/A
PacStkIdxAdmrl	DP	77.72	-.91	-2.0	-12.5	+6.6/D
PacStkIdxIns	DP	11.89	-.14	-2.1	-12.5	+6.6/D
PacStkIdxInv	DP	11.98	-.14	-2.0	-12.6	+6.4/D
PrmCpAdmrl	LG	135.09	-1.86	-4.0	+1.1	+13.7/A
PrmCpCorInv	LB	26.38	-.35	-4.1	-1.9	+12.0/A
PrmCpInv	LG	130.24	-1.80	-4.0	+1.0	+13.6/A
RlEstIdxAdmrl	SR	112.96	-3.40	+.2	+.5	+5.8/B
RlEstIdxInstl	SR	17.48	-.53	+.2	+.5	+5.9/B
RlEstIdxInv	SR	26.48	-.79	+.1	+.3	+5.7/B
Rsl1000GrIdxIns	LG	267.02	-2.12	-3.2	+1.8	+12.6/A
Rsl1000IdxIns	LB	229.72	-4.23	-3.5	-1.4	+10.7/A
Rsl1000VlIdxIns	LV	197.00	-5.10	-3.9	-4.7	+8.8/B
Rsl2000GrIdxIns	SG	242.34	-5.63	-5.3	-5.4	+9.5/D
Rsl2000IdxIns	SB	215.03	-6.44	-5.9	-6.9	+9.8/B
Rsl2000VlIdxIns	SV	193.05	-7.08	-6.6	-8.6	+9.9/A
Rsl3000IdxIns	LB	228.66	-4.41	-3.7	-1.8	+10.7/A
SCpGrIdxAdm	SG	55.26	-1.21	-3.8	-1.9	+10.6/C
SCpGrIdxI	SG	44.26	-.96	-3.8	-1.9	+10.6/C
SCpGrIdxInv	SG	44.20	-.96	-3.8	-2.0	+10.5/C
SCpValIdxAdm	SV	51.61	-1.45	-6.1	-8.2	+9.2/A
SCpValIdxI	SV	28.85	-.81	-6.1	-8.2	+9.2/A
SCpValIdxInv	SV	28.79	-.81	-6.1	-8.4	+9.1/B
SPMC400GrIdxIns	MG	244.59	-8.38	-5.0	-6.7	+9.1/C
SPMC400IdxIns	MB	232.43	-7.36	-5.7	-7.5	+9.5/A
SPMC400VlIdxIns	MV	219.53	-11.13	-6.5	-8.3	+9.7/A
SPSC600IdxIns	SB	262.63	-11.40	-7.0	-5.0	+11.4/A
STBdIdxAdmrl	CS	10.25	...	+.6	+.6	+1.0/D
STBdIdxIns	CS	10.25	...	+.6	+.7	+1.1/C
STBdIdxInsPlus	CS	10.25	...	+.6	+.7	+1.1/C
STBdIdxInv	CS	10.25	...	+.6	+.6	+1.0/D
STCpBdIdxAdm	CS	21.16	+.02	+.2	+.3	+1.7/B
STCpBdIdxI	CS	25.90	+.02	+.2	+.3	+1.8/B
STFederalAdmrl	GS	10.50	...	+.6	+.8	+.9/A
STFederalInv	GS	10.50	...	+.6	+.7	+.8/A
STInfPrScIdAdmr	IP	23.95	-.23		+.3	+1.3/D
STInfPrScIdIns	IP	23.97	-.23		+.3	+1.4/D
STInfPrScIdxInv	IP	23.93	-.23	-.1	+.2	+1.2/D
STInvmGrdAdmrl	CS	10.40	...	+.3	+.4	+1.7/B
STInvmGrdIns	CS	10.40	...	+.3	+.4	+1.8/B
STInvmGrdInv	CS	10.40	...	+.3	+.3	+1.6/B
STTE	MS	15.71	...	+.3	+1.4	+.9/C
STTEAdmrl	MS	15.71	...	+.3	+1.4	+1.0/B
STTrsAdmrl	GS	10.42	...	+.6	+.8	+.8/A
STTrsInv	GS	10.42	...	+.6	+.7	+.7/B
STTrsdxAdm	GS	19.97	+.01	+.5	+.9	+.7/B
STTrsdxIns	GS	25.09	+.01	+.5	+1.0	+.7/B
SeledValInv	MV	26.07	-.96	-6.5	-16.6	+5.6/D
SmCpIdxAdmrl	SB	66.33	-1.67	-5.0	-5.4	+9.9/A
SmCpIdxIns	SB	66.33	-1.67	-5.0	-5.4	+9.9/A
SmCpIdxInsPlus	SB	191.45	-4.84	-5.0	-5.4	+9.9/A
SmCptlstIdxInv	SB	66.29	-1.68	-5.1	-5.5	+9.7/B
StarInv	MA	25.59	-.19	-1.9	-3.8	+7.0/A
StrEqInv	MB	31.05	-.66	-5.9	-8.6	+7.8/B
StrSmCpEqInv	SB	32.82	-.97	-6.9	-7.9	+7.7/C
TMCapApAdm	LB	133.54	-1.75	-3.6	-1.6	+10.9/A
TMCapApIns	LB	66.36	-.87	-3.6	-1.5	+11.0/A
TMSmCpAdm	SB	58.05	-1.78	-7.0	-5.2	+11.0/A
TMSmCpI	SB	58.19	-1.78	-7.0	-5.1	+11.0/A
TrgtRtr2015Inv	TD	14.96	-.06	-.8	-2.4	+5.2/C
TrgtRtr2020Inv	TE	30.35	-.17	-1.3	-3.3	+6.0/B
TrgtRtr2025Inv	TG	17.77	-.12	-1.7	-3.9	+6.5/B
TrgtRtr2030Inv	TH	32.16	-.24	-2.0	-4.4	+7.1/B
TrgtRtr2035Inv	TI	19.68	-.16	-2.3	-4.9	+7.6/B
TrgtRtr2040Inv	TJ	33.85	-.31	-2.6	-5.4	+8.0/A
TrgtRtr2045Inv	TK	21.20	-.21	-2.8	-5.8	+8.2/B
TrgtRtr2050Inv	TN	34.11	-.34	-2.9	-5.8	+8.1/B
TrgtRtr2055Inv	TL	36.97	-.36	-2.8	-5.8	+8.1/B
TrgtRtr2060Inv	XQ	32.64	-.32	-2.9	-5.7	+8.1/C
TrgtRtrIncInv	RI	13.12	-.04	-.3	-1.7	+4.1/B
TtBMIdxAdmrl	CI	10.36	...	+1.2	-1.0	+1.6/D
TtBMIdxIns	CI	10.36	...	+1.2	-1.0	+1.6/D
TtBMIdxInsPlus	CI	10.36	...	+1.2	-1.0	+1.6/D
TtBMIdxInv	CI	10.36	...	+1.2	-1.1	+1.5/D
TtInBIdxAdmrl	IB	22.02	+.05	+1.1	+2.5	+3.2/A
TtInBIdxIns	IB	33.04	+.08	+1.1	+2.5	+3.2/A
TtInBIdxInv	IB	11.01	+.02	+1.1	+2.4	+3.1/B
TtInSIdxAdmrl	FB	25.95	-.18	-2.8	-13.4	+5.8/A
TtInSIdxIns	FB	103.80	-.70	-2.8	-13.3	+5.8/A
TtInSIdxInsPlus	FB	103.82	-.70	-2.8	-13.3	+5.9/A
TtInSIdxInv	FB	15.52	-.10	-2.8	-13.4	+5.7/A
TtlSMIdxAdmrl	LB	64.77	-.92	-3.7	-1.6	+10.8/A
TtlSMIdxIns	LB	64.79	-.91	-3.7	-1.6	+10.8/A
TtlSMIdxInv	LB	64.74	-.92	-3.7	-1.7	+10.7/A
TtlWldStkIdxIns	WS	138.13	-1.48	-3.3	-7.3	+8.4/B
TtlWldStkIdxInv	WS	27.56	-.30	-3.3	-7.4	+8.3/B
TxMgBalAdmrl	CA	30.21	-.21	-1.0	-.2	+6.3/A
USGrAdmrl	LG	99.14	-.84	-2.1	+4.8	+11.8/B
USGrInv	LG	38.23	-.33	-2.1	+4.7	+11.6/B
USValInv	LV	17.78	-.39	-5.0	-7.2	+7.4/D
UtlsIdxAdmrl	SU	62.97	-.07	+4.2	+11.2	+15.5/A
ValIdxAdmrl	LV	39.81	-.63	-3.7	-2.1	+10.9/A
ValIdxIns	LV	39.81	-.63	-3.7	-2.1	+10.9/A
ValIdxInv	LV	39.81	-.64	-3.7	-2.2	+10.8/A
WlngtnAdmrl	MA	69.91	-.52	-1.8	-1.7	+8.1/B
WlngtnInv	MA	40.48	-.30	-1.8	-1.8	+8.1/A
WlslyIncAdmrl	CA	62.76	-.29	-.2	-1.7	+5.6/B
WlslyIncInv	CA	25.91	-.11	-.2	-1.8	+5.5/B
WndsrAdmrl	LV	70.91	-1.31	-5.2	-9.5	+7.3/D
WndsrIIAdmrl	LV	62.97	-1.07	-4.8	-5.3	+8.4/C
WndsrIIInv	LV	35.48	-.60	-4.8	-5.4	+8.3/C
WndsrInv	LV	21.02	-.39	-5.1	-9.5	+7.2/D
Vericimetry						
USSCVI	SV	15.54	-.53	-8.3	-14.1	+5.3/D
Victory						
DiversStkA m	LB	16.87	-.33	-5.8	-11.2	+5.7/E
GlbNatrlResA m	SN	14.08	-1.29	-18.8	-40.7	+.2/E
INCrforIncA m	GS	8.61	...	+.7	+.4	+.5/C
INCrforIncI	GS	8.61	...	+.8	+.7	+.7/B
IntgDiscvY	SB	38.11	-1.24	-8.3	-12.6	+8.6/B
IntgSmCpValA m	SV	33.82	-1.31	-7.7	-14.9	+6.2/D
IntgSmCpValY	SV	34.89	-1.34	-7.7	-14.5	+6.6/C
MndMCpGrA m	MG	30.64	-.46	-5.1	-11.1	+6.4/E
MndMCpGrY	MG	32.66	-.49	-5.1	-10.9	+6.7/E
MndrMltCpA m	LG	40.86	-.82	-6.0	-12.3	+6.1/E
RSGrA m	LG	19.72	-.16	-3.4	-4.3	+9.1/D
RSLgCpAlphaA m	LB	53.44	-.95	-4.1	-5.6	+7.3/E
RSMidCpGrA m	MG	24.53	-.40	-4.6	-4.8	+6.9/E
RSPtnrsA m	SB	26.71	-.88	-5.3	-8.6	+9.6/B
RSSciandTechA m	ST	22.39	-.15	-.1	+3.8	+20.3/A
RSSelGrA m	MG	43.56	-1.10	-6.7	-5.4	+6.4/E
RSSmCpGrA m	SG	76.18	-2.07	-7.3	-5.9	+9.4/D
RSValA m	MB	24.29	-.67	-5.0	-7.3	+7.2/C
SP500IdxA m	LB	20.63	-.26	-3.6	-1.5	+10.4/B
SycEsVlA m	MV	37.52	-.89	-6.0	-7.0	+9.1/A
SycEsVlI	MV	37.56	-.88	-6.0	-6.7	+9.5/A
SycEsVlR b	MV	37.04	-.88	-6.1	-7.2	+8.9/A
SycmrSmCoOppA m	SV	43.76	-1.06	-5.1	-6.3	+10.9/A
SycmrSmCoOppI	SV	44.28	-1.07	-5.0	-6.0	+11.3/A
SycmrSmCoOppR b	SV	41.10	-1.00	-5.1	-6.5	+10.7/A
TrvlnIntlSMI	FQ	11.89	-.22	-5.8	-19.1	+4.1/B
Villere						
BalInv	AL	21.30	-.53	-4.7	-3.7	+5.0/E
Virtus						
CdxMcpVlEqI	MV	12.03	-.25	-4.2	-3.4	+10.0/A
CrdxLgCpValEqA m	LV	14.85	-.26	-4.4	-7.2	+7.7/D
CrdxLgCpValEqI	LV	15.03	-.26	-4.4	-7.0	+8.0/C
CrdxSmCpValEqIn	SB	10.83	-.20	-6.5	-9.0	+9.6/B
DuffPlRlEtSecA m	SR	26.35	-.56	+.2	-.1	+5.1/C
IntlEqIns	FG	11.19	-.13	-2.7	-7.2	+7.5/A
InvtvGrStkIns	LG	24.29	-.50	-.9	+17.3	+15.9/A
KARCapitalGrA m	LG	15.61	-.14	-2.7	-3.7	+8.9/D
KARMidCapGrA m	MG	31.14	-.24	-.6	+12.5	+15.7/A
KARSmCapCoreA m	SG	31.34	-.56	-3.0	+1.7	+17.3/A
KARSmCapCoreI	SG	32.99	-.60	-3.0	+2.0	+17.6/A
NFDurIncI	CS	10.57	-.02	-.1	+.5	+1.8
NFMulSecS/TBdA m	CS	4.59	-.01	-.4	-.7	+2.7/A
NFMulSecS/TBdC b	CS	4.65	-.01	-.4	-1.1	+2.4/A
NFMulSecS/TBdC1 m	CS	4.64	-.01	-.5	-1.4	+1.9/B
NFTaxExemBdI	MI	10.91	-.01	+1.3	+.2	+1.6/C
NFtMuSectInBdA m	MU	9.67	-.03	-.8	-3.0	+4.8/B
RamtEnhCreEqA m	LB	18.55	-.21	-3.2	-8.6	+8.3/D
SectTrendA m	LB	12.77	-.07	-.2	-.1	+6.7/E
SectTrendC m	LB	12.49	-.07	-.3	-.9	+5.9/E
SeixCorBdIns	CI	10.26	-.01	+1.2	-1.3	+1.3
SeixGrgTEBdIns	SI	10.27	-.02	+1.3	-.1	+1.6/A
SeixHYIns	HY	8.00	-.01	-.4	+.3	+7.1/B
SeixHiIncI	HY	6.12	-.01	-1.1	-.6	+7.8
SeixInvGrdTEBdI	MI	11.36	-.03	+1.4	-.1	+1.3/D
SeixTtlRetBdI	CI	10.06	-.01	+1.1	-1.7	+1.1
SeixUSGSUSBdI	UB	9.99	...	+.2	+1.6	+1.2/D
StrAllcA m	MA	13.90	-.06	-1.1	-2.9	+5.7
TactAllcA m	MA	8.65	-.04	-1.5	-3.7	+5.9
VontForOppsA m	FG	31.35	-.21	-2.9	-11.7	+4.5/C
VontForOppsC m	FG	30.60	-.20	-2.9	-12.2	+3.8/C
VontForOppsI	FG	31.45	-.20	-2.8	-11.4	+4.8/B
VontlGlbOppsA m	WS	15.73	-.14	-2.4	-3.5	+9.8/A
VontobelEMOppI	EM	10.28	-.03	+2.1	-14.9	+5.8/D
Voya						
GNMAIncA m	GI	8.19	-.01	+1.3		+1.0/A
GlbEqA m	WS	33.01	-.39	-3.7	-6.7	+7.1/C
GlbRlEsttA x	GR	14.38	-2.03	+.6	-4.7	+2.5/E
IntermBdA m	CI	9.72	-.01	+1.1	-1.2	+2.3/B
IntermBdI	CI	9.71	-.01	+1.1	-.9	+2.6/A
LgCpGrA x	LG	35.13	-2.93	-2.7	+1.4	+10.9/C
LgCpGrI x	LG	39.08	-3.14	-2.7	+1.8	+11.4/B
MdCpOppsA x	MG	17.33	-4.24	-4.1	-4.9	+8.6/C
MdCpOppsC x	MG	11.93	-4.17	-4.2	-5.5	+7.8/D
RlEsttA x	SR	11.48	-3.54	+.6	-1.6	+3.4/E
RlEsttI x	SR	13.09	-3.58	+.6	-1.2	+3.9/D
RussiaA x	MQ	28.11	-1.60	-1.9	-3.1	+14.5/A
SmCpOppsA x	SG	42.27	-10.18	-7.3	-12.8	+5.4/E
WCM						
FocIntGrIns d	FG	14.09	-.17	-2.6	-6.8	+8.0/A
FocIntGrInv m	FG	14.05	-.17	-2.6	-7.0	+7.7/A
Walden						
Eq	LB	21.30	-.83	-4.1	+.6	+11.0/A

Name	Obj	NAV	Wk Chg	4-wk Rtn	YTD Rtn	3-yr Rtn/Rk
Wasatch						
CorGr d	SG	68.14	-1.78	-6.5	-.3	+11.4/B
GlbValInv d	WS	8.47	-.16	-4.3	-3.2	+8.5/B
HoisingtonUSTrs d	GL	15.49	+.05	+4.9	-6.3	+1.0/E
IntlGrInv d	FR	29.67	-.50	-6.5	-13.8	+2.7/D
IntlOppsInv d	FR	3.04	-.08	-2.9	-12.6	+6.5/A
MicroCp d	SG	8.07	-.23	-4.8	+5.6	+16.9/A
MicroCpVal d	SG	3.18	-.09	-5.6	-7.3	+10.5/C
SmCpGrInv d	SG	46.84	-1.01	-4.7	+8.0	+11.9/B
SmCpVal d	SB	7.49	-.20	-6.6	-5.8	+11.5/A
UlGr d	SG	23.38	-.47	-3.0	+14.0	+18.9/A
Weitz						
Bal	CA	13.40	-.09	-1.9	-.8	+4.8/C
PtnrsIIIOppIns	LO	13.14	-.18	-5.1	-2.9	+3.4/B
PtnrsValInv	LG	28.09	-.59	-6.0	-8.5	+3.2/E
ShrtDrIncIns	CS	12.12	...	+.3	+1.0	+1.9/B
ValInv	LG	39.93	-.44	-4.1	-2.0	+5.6/E
sHickory	MB	44.85	-1.12	-6.3	-9.9	+3.1/E
Wells Fargo						
AdjRtGvtA f	UB	8.93	...	+.3	+1.1	+.7/E
AdjRtGvtInst	UB	8.93	...	+.3	+1.4	+.9/E
AstAllcA f	IH	12.51	-.95	-1.9	-6.8	+4.1
AstAllcC m	IH	12.02	-.95	-2.0	-7.5	+3.4
CALtdTrmTFA f	SS	10.56	-.01	+.8	+.2	+.7/D
CATFA f	MC	11.50	-.03	+1.0	-.1	+1.7/D
CATFAdm	MC	11.52	-.03	+1.1	+.1	+1.8/C
CBLgCpValA f	LV	12.23	-1.30	-5.6	-9.0	+8.2/C
CBLgCpValInst	LV	12.30	-1.30	-5.6	-8.6	+8.6/B
CBMidCpValA x	MV	32.80	-1.19	-6.9	-10.5	+8.7/B
CBMidCpValInst x	MV	33.01	-1.34	-6.3	-9.7	+9.3/A
CommonStkA f	MB	18.19	-3.81	-5.1	-6.8	+8.1/B
CorBdA f	CI	12.74	...	+1.2	-1.5	+1.3/D
CorBdAdm	CI	12.43	...	+1.1	-1.5	+1.4/D
CorBdInst	CI	12.42	...	+1.2	-1.2	+1.7/C
CorPlusBdA f	CI	12.18	+.01	+1.0	-1.2	+3.2/A
DisSmCpAdm x	SG	7.80	-12.23	-6.7	-14.9	+5.8/E
DiscpUSCorA x	LB	15.16	-1.26	-2.9	-4.1	+9.2/C
DiscpUSCorAdm x	LB	15.60	-1.26	-3.0	-4.0	+9.3/C
DiscvAdm	MG	27.43	-5.51	-4.0	-3.6	+10.8/B
DvrsCptlBldrA f	AL	9.26	-.59	-1.7	-2.6	+11.6/A
DvrsCptlBldrC m	AL	9.23	-.58	-2.0	-3.6	+10.7/A
DvrsEqA f	LB	20.12	-4.90	-4.2	-4.6	+8.0/D
DvrsEqAdm	LB	20.26	-4.91	-4.2	-4.4	+8.3/D
DvrsIncBldrA f	XY	5.68	-.28	-1.1	-3.5	+7.2/A
DvrsIncBldrC m	XY	5.69	-.29	-1.2	-4.2	+6.4/A
DvrsIncBldrInst	XY	5.55	-.28	-.9	-3.2	+7.6/A
EMEqA f	EM	21.35	-.18	-.5	-15.9	+8.7/B
EMEqAdm	EM	22.38	-.19	-.5	-15.8	+8.8/B
EndeavorSelInst	LG	7.63	-2.08	-1.7	+5.8	+13.0/A
GlobalSmCpA f	SW	34.93	-4.27	-4.7	-9.7	+10.6/A
GrAdm	LG	32.79	-6.99	-3.3	+3.6	+12.1/B
GrBalAdm	MA	38.90	-1.31	-2.8	-5.0	+5.6/D
GrInst	LG	35.99	-7.02	-3.3	+3.8	+12.3/A
GvtSecA f	GI	10.61	-.02	+1.3	-.7	+.7/C
GvtSecAdm	GI	10.61	-.02	+1.4	-.4	+1.0/A
GvtSecInst	GI	10.61	-.01	+1.4	-.3	+1.1/A
HYBdA f	HY	3.12	...	-.6	-3.8	+5.4/E
IdxAstAllcA x	MA	31.41	-1.26	-1.7	-.9	+6.4/B
IdxAstAllcAdm x	MA	31.41	-1.28	-1.7	-.7	+6.6/B
IdxAstAllcC m	MA	19.10	-.75	-1.9	-1.7	+5.5/D
IntlBdInst	IB	9.79	-.05	+1.3	-6.2	+1.5/D
IntrsValA x	LB	11.23	-1.19	-3.4	-.5	+7.6/E
IntrsValInst x	LB	11.28	-1.24	-3.0	+.2	+8.2/D
IntrsWldEqA f	WS	18.86	-2.51	-3.8	-4.9	+8.1/B
MinnesotaTFAdm	SM	10.42	-.02	+1.0	+.3	+1.7/B
ModBalAdm	CA	19.90	-2.56	-1.5	-2.5	+4.4/D
OmegaGrA f	LG	43.82	-6.38	-3.0	+3.3	+12.2/A
OppA f	LG	36.66	-5.16	-4.7	-4.0	+9.1/D
OppAdm x	LG	40.39	-5.23	-4.7	-3.8	+9.3/D
PETFInst	MP	11.39	-.01	+1.3	+.9	+2.0/B
PrecMetalsA f	SP	29.49	-.04	+6.7	-17.9	+10.0/C
PremLgCoGrA f	LG	11.44	-2.43	-2.8	+4.1	+10.8/C
ShrtDrGvtBdInst	CS	9.59	-.01	+.4	+.6	+.8/D
ShrtTrmBdInst	CS	8.62	-.01	+.2	+1.0	+1.4/B
ShrtTrmHYBdA f	HY	7.91	-.01	-.4	+1.3	+2.9/E
SmCoGrAdm	SG	48.07	-5.38	-5.1	-.1	+9.5/D
SmCpValA f	SB	11.63	-3.79	-8.6	-15.9	+8.9/B
SpMCpValAdm x	MV	33.37	-1.55	-4.7	-9.8	+7.1/C
SpMCpValIns x	MV	33.59	-1.69	-4.3	-9.3	+7.5/C
SpcSmCpValA x	SV	28.98	-2.98	-6.5	-10.2	+9.0/B
SpcSmCpValAdm x	SV	29.72	-3.01	-6.4	-10.0	+9.2/A
SpecizedTechA f	ST	11.46	-2.58	+.1	+11.0	+18.5/A
StrMnBdA f	MS	8.93	...	+1.0	+1.6	+1.8/A
StrMnBdAdm	MS	8.92	-.01	+.8	+1.7	+1.9/A
StrMnBdC m	MS	8.96	...	+.9	+.9	+1.0/B
Target2020A f	TE	11.54	-.89	-1.0	-3.0	+3.7/E
Target2020Adm	TE	11.81	-.89	-.9	-2.8	+3.8/E
Target2020R6	TE	11.94	-.89	-.9	-2.5	+4.2/D
Target2030A f	TH	11.69	-1.52	-1.8	-4.1	+5.6/E
Target2030Adm	TH	11.97	-1.52	-1.8	-3.9	+5.7/D
Target2030R6	TH	12.00	-1.51	-1.7	-3.6	+6.1/D
Target2040A f	TJ	13.55	-1.94	-2.5	-5.0	+7.2/D
Target2040Adm	TJ	14.00	-1.94	-2.5	-4.8	+7.3/C
Target2040R6	TJ	14.08	-1.93	-2.4	-4.5	+7.7/B
TrdtnlSmCpGrA f	SG	11.30	-4.34	-3.5	+1.6	+11.4/B
UlSTMnIncA f	MS	9.56	...	+.2	+1.0	+.5/E
UlSTMnIncIns	MS	9.57	...	+.3	+1.4	+.9/C
UlShTrIncA f	UB	8.45	...		+1.3	+1.3/D
UlShTrIncIns	UB	8.45	...	+.1	+1.7	+1.7/B
Utl&TlCmA f	SU	22.74	-.10	+2.5	+9.0	+12.8/C
WesMark						
Bal	MA	12.46	-.11	-1.6	-2.0	+6.2
Gr	LG	19.28	-.19	-2.2	-1.5	+7.7
GvtBd	CI	9.59	-.01	+1.2	-.1	+.6/E
SmCoGr	SG	12.37	-.26	-3.2	-9.5	+4.6
Westcore						
ColorTaxFrRet x	SI	11.23	-.04	+1.0	+.1	+1.8/A
PlusBdRtl x	CI	10.25	-.05	+.4	-1.3	+2.4/B
SmCpGrIIInstl	SG	28.67	-.59	-2.6	+8.8	+10.0
Western Asset						
AdjRtIncI	UB	8.96	-.01	-.3	+1.5	+2.7/A
CAMnsA m	MC	15.50	-.04	+1.2	+.2	+1.7/D
CAMnsI	MC	15.50	-.04	+1.2	+.3	+1.8/D
CorBdA m	CI	12.16	+.03	+1.1	-1.6	+2.3/B
CorBdFI b	CI	12.17	+.03	+1.2	-1.6	+2.3/B
CorBdI	CI	12.16	+.03	+1.2	-1.3	+2.6/A
CorBdIS	CI	12.18	+.03	+1.2	-1.2	+2.7/A
CorPlusBdA m	CI	11.09	+.01	+1.2	-3.0	+2.7/A
CorPlusBdFI b	CI	11.10	+.01	+1.2	-3.0	+2.7/A
CorPlusBdI	CI	11.10	+.01	+1.2	-2.6	+3.1/A
CorPlusBdIS	CI	11.10	+.01	+1.2	-2.5	+3.1/A
CorpBdA m	TW	11.73	+.04	+.6	-3.7	+3.8/B
GlbHYBdA m	HY	5.98	-.02	-.9	-3.0	+6.6/C
HYI	HY	7.58	-.04	-1.3	-.5	+7.3/B
HYIS	HY	7.69	-.05	-1.4	-.6	+7.3/B
IncomeA m	MU	5.90	-.01		-3.6	+4.4/B
InflIdPlsBdI	IP	10.66	-.07	+.4	-2.7	+1.2/D
InflIdPlsBdIS	IP	10.72	-.07	+.4	-2.6	+1.3/D
IntermBdI	CI	10.61	+.02	+.7	-.4	+2.3/B
IntermBdIS	CI	10.61	+.01	+.7	-.4	+2.3/B
IntermTrmMnsA m	MI	6.24	-.01	+.9	+.2	+1.4/C
IntermTrmMnsC b	MI	6.25	-.01	+.8	-.4	+.9/E
IntermTrmMnsI	MI	6.24	-.01	+.9	+.3	+1.6/C
IntrmMtCAMnsC b	MF	8.59	-.01	+1.1	+.3	+.6/E
IntrmMtNYMnsA m	MN	8.44	-.01	+1.2	+.8	+.9/D
Mgd Mns A m	ML	15.78	-.04	+1.0		+1.9/C
Mgd Mns C m	ML	15.79	-.04	+1.0	-.6	+1.3/D
Mgd Mns I	ML	15.80	-.05	+1.0	+.1	+2.0/C
MnHiIncA m	HM	13.81	-.04	+.7	+.5	+2.9/D
MnHiIncC m	HM	13.74	-.03	+.7	+.1	+2.4/E
MnHiIncI	HM	13.74	-.04	+.7	+.8	+3.1/C
MrtgBckdScA m	CI	10.11	-.04	+1.4	+.8	+2.1/B
MrtgBckdScI	CI	10.16	-.03	+1.4	+1.2	+2.4/B
NJMnsA m	MJ	11.97	-.03	+.8	+.2	+1.9/C
NYMnsA m	MY	12.76	-.03	+1.1	+.4	+1.3/D
NYMnsI	MY	12.75	-.03	+1.1	+.5	+1.5/D
PEMnsA m	MP	12.48	-.02	+1.2	+.4	+2.1/B
ShrtDrHiIncA m	HY	5.16	-.03	-1.5	+1.2	+6.3/C
ShrtDrHiIncI	HY	5.18	-.03	-1.5	+1.5	+6.6/C
ShrtDrMnIncA m	MS	5.05	...	+.3	+.9	+.8/C
ShrtDrMnIncC b	MS	5.05	...	+.3	+.6	+.5/E
ShrtDrMnIncI	MS	5.05	...	+.3	+1.1	+.9/C
ShrtTrmBdI	CS	3.82	...	+.3	+1.1	+1.9/B
ShrtTrmBdIS	CS	3.82	...	+.3	+1.2	+2.0/A
TtlRtUncnsFI b	NT	9.98	-.03	+.7	-4.4	+2.8/C
TtlRtUncnsI	NT	9.99	-.03	+.8	-4.0	+3.1/C
TtlRtUncnsIS	NT	9.97	-.03	+.7	-4.0	+3.2/C
Westwood						
EMIns	EM	8.67	+.03	+.5	-15.2	+7.9/C
IncOppA m	MA	15.08	-.12	-2.1	-3.3	+5.2/D
IncOppIns	MA	15.10	-.12	-2.0	-3.0	+5.5/D
LgCpValIns	LB	12.70	-.23	-3.9	-2.4	+9.8/C
SMdCpIns	MB	14.44	-.51	-6.6	-8.5	+4.8/D
SmCpValIns	SB	15.39	-.61	-8.4	-11.0	+9.1/B
William Blair						
BdI	CI	9.67	...	+.5	-2.3	+2.1/B
EMGrI	EM	11.27	-1.62	+.7	-21.2	+7.0/D
EMGrIns	EM	11.37	-1.63	+.7	-21.1	+7.1/D
EMLeadersIns	EM	8.31	-.90	+1.0	-17.0	+7.2/D
GlbLeadersI	WS	11.87	-2.10	-3.2	-4.8	+8.7/B
GrI	LG	9.64	-3.16	-2.7	+9.9	+11.6/B
InsIntlGr	FG	13.70	-1.58	-3.7	-15.7	+3.0/D
IntlDevPlusI	FG	13.92	-.41	-3.1	-14.9	+2.5/E
IntlGrI	FG	24.10	-2.16	-3.8	-15.8	+2.8/D
IntlGrN b	FG	23.57	-2.01	-3.8	-16.1	+2.5/D
IntlSmCpGrI	FR	10.63	-1.55	-5.2	-23.0	+.3/E
IntlSmCpGrIns	FR	10.68	-1.58	-5.2	-22.9	+.3/E
SmCpGrI	SG	27.29	-4.11	-4.9	+3.0	+16.9/A
SmCpValI	SB	16.25	-2.61	-6.1	-11.7	+6.9/C
SmMidCpGrI	MG	23.02	-2.57	-5.2	+1.9	+12.7/A
Williston						
BsnMdNrAmrStkA m	EE	4.05	-.18	-10.4	-26.1	-2.2/D
Wilmington						
LgCpStrIns	LB	20.59	-1.20	-2.5	+.3	+11.2
MnBdIns	MI	12.86	-.02	+1.4	+.1	+1.3
RlAstIns	IH	13.81	-.10	+.4	-4.7	+3.5
Wilshire						
5000IdxInvm x	LB	19.57	-1.11	-3.8	-2.1	+10.3/B
LgCoGrIns x	LG	37.77	-5.93	-2.2	+2.1	+10.7/C
Wintergreen Fund						
Inv m	WS	11.18	-.37	-4.4	-18.0	+.6/E
World Funds						
RlEstValOppIns	SR	11.42	-.22	-1.0	-8.2	+1.0/E
Yorktown						
ShrtTrmBdL b	CS	3.55	...	-.7	-.2	+2.8/A
Zacks						
SmCpCorInv m	SB	22.99	-2.82	-7.5	-9.0	+8.2/C
iShares						
MSEAIntlIdxIns x	FB	11.93	-.59	-3.4	-12.1	+4.4/B
MSEAIntlIdxInvA x	FB	11.86	-.55	-3.4	-12.3	+4.1/B
RusI2000SCIdIns x	SB	17.63	-1.18	-5.9	-6.9	+9.6/B
RusI2000SCIdIvA x	SB	17.65	-1.13	-5.9	-7.2	+9.4/B
S&P500IdxK	LB	308.26	-6.51	-2.4	+1.0	+11.8
USAggtBdIdxK	CI	9.76	-.02	+1.2	-1.2	+1.3

Charlotte • DeSoto • Englewood • North Port • Venice • Highlands

TV times

WEEK OF DECEMBER 16 - 22, 2018

THE RICHES OF RELATIONSHIPS

Longtime co-stars Eugene Levy and Catherine O'Hara continue to shine together on the reversal-of-fortune comedy "Schitt's Creek," airing its first holiday special and season four finale Wednesday at 10 p.m. on Pop TV.

SUN NEWSPAPERS

Less waiting where it matters most – our emergency room.

30 30-Minutes-Or-Less E.R. Service Pledge

In a medical emergency, every minute matters. So, at Bayfront Health Port Charlotte and Punta Gorda, you'll find faster care in the emergency room. We work diligently to have you initially seen by a medical professional* in 30 minutes – or less. And, with a team of dedicated medical specialists, we can provide a lot more care, if you need it.

The 30-Minutes-Or-Less E.R. Service Pledge – only at Bayfront Health Port Charlotte and Bayfront Health Punta Gorda.

Bayfront Health
Port Charlotte • Punta Gorda
2500 Harbor Blvd., Port Charlotte, FL
809 E. Marion Ave., Punta Gorda, FL
BayfrontCharlotte.com

*Medical professionals may include physicians, physician assistants and nurse practitioners.

adno=3630466-1

Conversion Chart

			CABLE									SATELLITE			
			Comcast Venice	Comcast Englewood	Comcast Sarasota	Comcast Port Charlotte	Comcast Arcadia	Comcast North Fort Myers	Comcast Sebring	Comcast Lake Placid	FiOS Sarasota	Ven, Engl, N Port, Nokomis		Pt Char, SPG	
												DISH	DIRECT	DISH	DIRECT
BROADCAST	WZVN	26	ABC - Bonita Springs	-	-	-	7	11	7	-	-	-	-	-	26	26
	WFTS	28	ABC - Tampa	-	-	17	-	-	-	17	17	11	28	28	-	-
	WWSB	40	ABC - Sarasota	7	7	7	10	7	-	-	-	7	7	40	-	-
	WTSP	10	CBS - St. Petersburg	10	10	10	-	-	-	10	10	10	10	10	-	-
	WINK	11	CBS - Fort Myers	213	213	-	5	5	5	213	213	-	-	-	11	11
	WFLA	8	NBC - Tampa	8	8	8	-	8	-	8	8	8	8	8	-	-
	WBBH	20	NBC - Fort Myers	-	232	-	2	2	2	-	232	-	-	-	20	20
	WTVT	13	FOX - Tampa	13	13	13	-	13	-	13	13	13	13	13	-	-
	WFTX	36	FOX - Cape Coral	-	-	-	4	4	4	-	-	-	-	-	36	36
	WEDU	3	PBS - Tampa	3	17	3	-	-	-	3	3	3	3	3	-	-
	WGCU	30	PBS - Fort Myers	-	3	-	3	3	3	-	-	-	-	-	30	30
	WXCW	46	CW	-	-	-	6	21	6	-	-	-	-	-	46	46
	WTOG	44	CW	9	9	9	-	-	-	9	9	4	44	44	-	-
	WTTA	38	MYNET	11	11	11	-	-	-	11	11	14	38	38	-	-
	WMOR	32	IND	12	12	12	-	38	-	4	4	12	32	32	-	-
	WXPX	66	ION - St. Petersburg	2	2	2	13	26	-	438	438	17	66	66	-	-
	WCLF	22	IND - St. Petersburg	22	22	22	-	-	-	22	22	2	22	-	-	-
	WRXY	49	IND - Ft. Myers-Naples	-	-	-	22	44	10	-	-	-	-	-	49	-
	WFTT	50	Telefutura - Tampa	23	23	23	-	95	-	23	23	5	50	50	-	-
	WVEA	62	Univision - Venice	15	15	15	-	-	-	15	15	6	62	62	-	-
CABLE	A&E		Arts & Entertainment	26	26	26	26	39	50	26	26	181	118	265	118	265
	AMC		American Movie Classics	56	56	56	56	30	53	62	62	231	131	254	131	254
	APL		Animal Planet	44	44	44	44	36	68	44	44	130	184	282	184	282
	BBCAM		BBC America	114	114	114	114	114	114	114	114	189	135	264	135	264
	BET		Black Entertainment TV	35	35	35	35	40	22	51	51	270	124	329	124	329
	BRAVO		Bravo	68	68	68	68	254	51	65	65	185	129	237	129	237
	COM		Comedy Central	66	66	66	66	15	27	52	52	190	107	249	107	249
	DISC		Discovery Channel	40	40	40	40	25	43	43	43	120	182	278	182	278
	E!		Entertainment Channel	46	46	46	46	27	26	46	46	196	114	236	114	236
	EWTN		Eternal Word Television Network	243	243	243	12	243	17	243	243	285	261	370	261	370
	FOOD		TV Food	37	37	37	37	183	76	88	88	164	110	231	110	231
	FREE		Freeform	55	55	55	55	10	46	58	58	199	180	311	180	311
	FX		FX Network	51	51	51	51	58	49	34	34	53	136	248	136	248
	GSN		Game Show Network	179	179	179	179	34	179	80	80	184	116	71	116	233
	HALL		Hallmark	5	5	5	17	137	73	86	86	240	185	312	185	312
	HGTV		Home & Garden	41	41	41	41	53	42	89	89	165	112	229	112	229
	HIST		History Channel	81	81	81	81	33	65	81	81	128	120	269	120	269
	HSN		Home Shopping Network	24	24	24	24	51	19	16	16	151	222	240	84	240
	LIFE		Lifetime	36	36	36	36	52	41	36	36	140	108	252	108	252
	OWN		Oprah Winfrey Network	58	58	58	58	47	67	56	56	145	189	279	189	279
	PRMT		Paramount Network	57	57	57	57	29	63	54	54	54	241	241	241	241
	QVC		Quality Value Convenience	14	14	14	9	14	13	12	12	150	137	70	137	70
	SYFY		Science Fiction	67	67	67	67	253	64	55	55	180	122	244	122	244
	TBS		Turner	59	59	59	59	32	62	59	59	52	139	247	139	247
	TCM		Turner Classic Movies	65	65	65	65	65	74	169	169	230	132	256	132	256
	TLC		The Learning Channel	45	45	45	45	57	72	45	45	139	183	280	183	280
	TNT		Turner Network Television	61	61	61	61	28	55	61	61	51	138	245	138	245
	TRAV		Travel	69	69	69	69	260	66	260	260	170	196	277	196	277
	TRUTV		truTV	63	63	63	63	50	30	60	60	183	242	246	242	246
	TVLAND		TV Land	62	62	62	62	31	54	57	57	241	106	304	106	304
	USA		USA Network	34	34	34	34	22	52	35	35	50	105	242	105	242
	WE		Women's Entertainment	117	117	117	117	117	117	117	117	149	128	260	128	260
	WGN		WGN America	16	16	16	19	41	11	95	95	68	239	307	239	307
SPORTS	ESPN		Entertainment Sports	29	29	29	29	12	58	29	29	70	140	206	140	206
	ESPN2		Entertainment Sports 2	30	30	30	30	6	59	30	30	74	143	209	143	209
	FS1		Fox Sports 1	48	48	48	48	42	69	48	48	83	150	219	150	219
	FSSUN		Sun Sports	38	38	38	38	45	57	38	38	76	422	653	422	653
	FSN		Fox Sports Network	72	72	72	72	72	56	66	66	77	423	654	423	654
	GOLF		Golf Channel	49	49	49	49	55	60	49	49	93	401	218	401	218
	NBCSN		NBCSN	71	71	71	71	54	61	42	42	90	159	220	159	220
KIDS	DISN		Disney Channel	136	136	136	136	99	45	136	136	250	172	290	172	290
	NICK		Nickelodeon	25	25	25	25	24	44	25	25	252	170	299	170	299
	TOON		Cartoon Network	80	80	80	80	46	20	87	87	257	176	296	176	296
NEWS	CNBC		Financial News/Talk	39	39	39	39	59	37	39	39	102	208	355	208	355
	CNN		Cable News Network	32	32	32	32	18	38	32	32	100	200	202	200	202
	CSPN		Congress	18	18	18	18	37	12	96	96	109	210	350	210	350
	FNC		Fox News Channel	64	64	64	64	48	71	64	64	118	205	360	205	360
	MSNBC		News/Talk	83	83	83	83	185	40	82	82	103	209	356	209	356
	SNN		SNN Local News	6	6	6	11	-	-	-	-	-	-	-	-	-
MUSIC	CMTV		Country Music TV	47	47	47	47	23	24	37	37	221	166	327	166	327
	MTV		Music Television	33	33	33	33	35	48	33	33	210	160	331	160	331
	VH1		Video Hits 1	50	50	50	50	43	23	50	50	217	162	335	162	335
PREMIUM	ENC		Encore	150	150	150	150	150	150	150	150	350	340	535	340	535
	HBO		Home Box Office	302	302	302	302	302	302	302	302	400	300	501	300	501
	HBO2		Home Box Office 2	303	303	303	303	303	303	303	303	402	301	502	301	502
	HBO3		Home Box Office 3	304	304	304	304	304	304	304	304	404	302	503	302	503
	MAX		Cinemax	320	320	320	320	320	320	320	320	420	310	515	310	515
	MMAX		Cinemax 2	321	321	321	321	321	321	321	321	422	312	517	312	517
	SHO		Showtime	340	340	340	340	340	340	340	340	365	318	545	318	545
	TMC		The Movie Channel	350	350	350	350	350	350	350	350	385	327	553	327	553

On the Cover

Smelling Like a Rose in 'Schitt's Creek'

BY DAN RICE

Every setback can lead to a new opportunity for growth – given one's openness to changing direction. Consider the Rose family: After video store magnate Johnny Rose (Eugene Levy) and his former soap star wife, Moira ("SCTV," "A Mighty Wind" co-star Catherine O'Hara), lost their riches when their business manager failed to pay their taxes, they and their pampered, twenty-something children, David (Daniel Levy) and Alexis (Annie Murphy), were forced to rebuild their lives with their last remaining asset – a small town they'd bought as a joke birthday present, "Schitt's Creek," airing its first holiday special and season four finale Wednesday at 10 p.m. on Pop TV. The network's flagship original comedy series' fifth season will premiere on Wednesday, Jan. 16.

Now that the family is living in a rundown motel he's running, Johnny is hoping to ring in the holidays with a traditional Rose Christmas party like they used to. However, with their big-city attitudes still intact despite the sudden reversal of fortune, getting everyone to participate will be easier said than done. Co-created by the father-and-son team of Eugene and Daniel, the sitcom explores how being freed from the distractive weight of affluence can foster more open and loving familial relations. Surprisingly, the show's concept was inspired by TV models of spoiled superficiality.

"I came to my dad with sort of a seed of an idea way back when the realitybased 'Real Housewives,' Kardashian franchises were really sort of in an upswing," Daniel explains. "And my curiosity sort of went to this place of like, well, feeling so inundated with extreme wealth, what would these families look like if that were to go away? Because so much is relying on gifts that are given and parties that are thrown. If that was stripped away, would there be love there, and what would those bare-bones relationships look like? And we started talking and creatively found a little path through this that I think ultimately stopped being about the circumstance and more being about the exploration of love, I think, at the end of the day.

"We were researching how people lost extreme amounts of money. And Kim Basinger at one point bought a bankrupt town. So, when Dan came in with that article about Kim Basinger buying a town," Eugene says, "the pieces really kind of fell into place. You know, what if they bought a town, and the town was really not a pleasant town, and it turns out the only place that this family can now live is the town that they once bought as a joke because the town was called Schitt's Creek. And that really kind of cemented the whole thing. The fish-out-of-water scenario is what initially was funny about it, but the heart of the show and the longevity of the show is about this family that never really functioned that well as a family, and now living in two adjoining motel rooms in this depressing little town."

"But a town that we didn't want to be the butt of the joke," Daniel amends. "I think it was really important from the beginning that this town be sort of wiser than the family, and that the joke fall on the family, and not the town. Because so often you see these small-town comedies where the town was the joke. And we thought, we've seen it. Let's make the family the joke."

"I love the arrogance of buying the town because of the name," Catherine says. "We just thought that was hilarious, and we had the money, it was the father's idea but never having been there. I'm sure Kim Basinger went to her town. We didn't even go look at it. You know, 'You won't believe what it's called!'

"That was the joke," Eugene seconds. "Just to have a framed deed on your wall that says you own a town called 'Schitt's Creek.' But the joy of the show really is in how this family is kind of developing and growing as a family. That's the joyous part."

"I think the show is ultimately about these four people who had a ton of money and used it to fix problems and used it as a Band-Aid to sort of solve family issues, life issues," Daniel says. "And now they're realizing that they don't have that ultimately; love does not come with a price tag. So, season after season, I think it's more just watching this family realize that they love each other, and the novelty of that."

Still worldly in their new provincial environment, the Roses routinely experience culture clashes with the stubbornly unsophisticated residents of Schitt's Creek, particularly its annoyingly quirky mayor, Roland Schitt, played by Chris Elliott ("Get a Life," "Cabin Boy").

"The relationship between Johnny and Roland," Eugene elaborates, "for Johnny, it is the one thing that makes it difficult to get through a day, which is normally difficult enough. His whole intent right now is to make a success out of this motel in Schitt's Creek, but he has to deal with Roland Schitt every single day. Now, personally, the hardest thing for me is to show this kind of attitude on camera as my character when I'm working with Chris, because on a personal level I think he is and always has been for me one of the funniest guys ever. I have never been an easy breakup onstage or in front of a camera, but Chris has my number. He can do it and do it a lot."

(From left) Daniel Levy, Catherine O'Hara, Eugene Levy and Annie Murphy star on the reversal-of-fortune comedy "Schitt's Creek," airing its first holiday special and season four finale Wednesday at 10 p.m. on Pop TV.

index

Cover Story....3
Sports....4-5
Radio/News/Weather....5
Celebrity Extra....7
Soap Opera Update, Word Search....17
Spotlight On....21
Sudoku, Moments in Time....25
Cooking Highlights....29
TV Crossword 1....33
TV Crossword 2....38
Movies....46-52

guide to symbols

★★★★ = Exceptional ★★★ = Good
★★ = Fair ★ = Poor

Symbols & codes:

'R' = Repeat; **'N'** - new; **(HD)'** = High Definition; **DVS** = Descriptive Video Service; **iTV** = Interactive television; **T** = Taped.

Parental Guidelines for TV:

You may see rating codes on your TV screen. Here what they mean: **'Y' -** appropriate for all Children. **'Y7' -** appropriate for 7 and older. **'G' -** general audience. **'PG' -** parental guidance sugested. **'14' -** 14 and older. **'M' -** 17 and older.

Along with the rating codes mentioned above, you may see additional abbreviations. Here's what they mean: **'AC' -** adult content. **'AH' -** adult humor. **'AL' -** adult language. **'AS' -** adult situations. **'BN' -** brief nudity. **'GL' -** graphic language. **'GV' -** graphic violence. **'MT' -** mature themes. **'MV' -** mild violence. **'SC' -** sexual content. **'SSC' -** strong sexual content. **'V' -** violence.

Motion picture guidelines:

Movies that appear on movie channels may have a theatrical rating. Here's what they mean: **'G' -** general audiances. **'PG' -** parental guidence suggested; some material may not be suitable for children. **'PG-13' -** special parental guidance strongly suggested for children under 13. **'R' -** restricted; under 17 requires accompanying parent or guardian. **'NC-17' -** not recommended for persons under 17.

contact information

Programming Questions?
1-800-Comcast or www.Comcast.com

Why is TV Schedule Different from this book? TV networks sometimes change schedules after this weekly book is printed. More accurate TV schedules are in our daily Sun Newspaper and our websites: www.venicegondolier.com or www.sun-herald.com.

SPORTS

BASKETBALL

Men's College

Sunday

2:00 p.m. FS1 Central Connecticut State Blue Devils at Providence Friars (Live)

4:30 p.m. FS1 Wagner Seahawks at St. John's Red Storm (Live)

Tuesday

6:00 p.m. ESPN2 Princeton Tigers at Duke Blue Devils (Live)

6:30 p.m. FS1 Appalachian State Mountaineers at Georgetown Hoyas (Live)

7:00 p.m. FSSUN Albany Great Danes at Providence Friars (Live)

8:00 p.m. ESPN2 Buffalo Bulls at Syracuse Orange (Live)

8:30 p.m. FS1 Presbyterian Blue Hose at Butler Bulldogs (Live)

Wednesday

6:30 p.m. FS1 St. Francis Brooklyn Terriers at St. John's Red Storm (Live)

7:00 p.m. ESPN2 Auburn Tigers at North Carolina State Wolfpack (Live)

9:00 p.m. ESPN2 UCLA Bruins at Cincinnati Bearcats (Live)

Thursday

7:00 p.m. ESPN2 Texas Tech Red Raiders at Duke Blue Devils (Live)

8:00 p.m. FS1 Coe College Kohawks at Creighton Bluejays (Live)

Friday

1:00 p.m. FSSUN Central Arkansas Bears at Oklahoma State Cowboys (Live)

6:30 p.m. FS1 UC Irvine Anteaters at Butler Bulldogs (Live)

7:00 p.m. ESPN2 Oregon Ducks at Baylor Bears (Live)

8:30 p.m. FS1 Buffalo Bulls at Marquette Golden Eagles (Live)

9:00 p.m. ESPN2 Providence Friars at Texas Longhorns (Live)

Saturday

Noon ESPN2 Wake Forest Demon Deacons at Tennessee Volunteers (Live)

Noon FSSUN USC Upstate Spartans at North Carolina State Wolfpack (Live)

12:30 p.m. CBS Villanova Wildcats vs Connecticut Huskies (Live)

2:00 p.m. ESPN2 Clemson Tigers at South Carolina Gamecocks (Live)

2:30 p.m. FSSUN Orange Bowl Classic Florida State Seminoles at Saint Louis Billikens (Live)

3:00 p.m. CBS Ohio State Buckeyes vs UCLA Bruins (Live)

3:30 p.m. FS1 Boston College Eagles at DePaul Blue Demons (Live)

4:00 p.m. ESPN2 Wichita State Shockers at VCU Rams (Live)

5:00 p.m. FSSUN Orange Bowl Classic Florida Gators at Florida Gulf Coast Eagles (Live)

5:30 p.m. CBS North Carolina Tar Heels vs Kentucky Wildcats (Live)

5:30 p.m. FS1 Seton Hall Pirates at Maryland Terrapins (Live)

7:00 p.m. ESPN2 Vanderbilt Commodores at Kansas State Wildcats (Live)

8:00 p.m. FS1 Sacred Heart Pioneers at St. John's Red Storm (Live)

9:00 p.m. ESPN2 Kansas Jayhawks at Arizona State Sun Devils (Live)

10:00 p.m. FS1 Las Vegas Classic Washington State Cougars at San Diego Toreros (Live)

NBA

Thursday

8:00 p.m. TNT Houston Rockets at Miami Heat (Live)

10:30 p.m. TNT Dallas Mavericks at Los Angeles Clippers (Live)

Quarterback Carson Wentz and the Philadelphia Eagles look to derail the Los Angeles Rams when the two teams clash under the lights at Los Angeles Memorial Coliseum in a game of "Sunday Night Football," airing at 8:20 p.m. on NBC.

Friday

8:00 p.m. ESPN Milwaukee Bucks at Boston Celtics (Live)

10:30 p.m. ESPN New Orleans Pelicans at Los Angeles Lakers (Live)

Saturday

8:00 p.m. FSSUN Milwaukee Bucks at Miami Heat (Live)

Women's College

Sunday

3:00 p.m. ESPN2 South Carolina Gamecocks at Purdue Boilermakers (Live)

Tuesday

10:00 p.m. ESPN2 Mississippi State Bulldogs at Oregon Ducks (Live)

Wednesday

8:30 p.m. FS1 Connecticut Huskies at Oklahoma Sooners (Live)

Saturday

1:30 p.m. FS1 Notre Dame Fighting Irish at Marquette Golden Eagles (Live)

FOOTBALL

College

Tuesday

7:00 p.m. ESPN 2018 Cheribundi Boca Raton Bowl UAB Blazers vs Northern Illinois Huskies (Live)

Wednesday

8:00 p.m. ESPN 2018 DXL Frisco Bowl San Diego State Aztecs vs Ohio Bobcats (Live)

Thursday

8:00 p.m. ESPN 2018 Bad Boy Mowers Gasparilla Bowl Marshall Thundering Herd vs South Florida Bulls (Live)

Friday

12:30 p.m. ESPN 2018 Makers Wanted Bahamas Bowl Florida International Panthers vs Toledo Rockets (Live)

4:00 p.m. ESPN 2018 Famous Idaho Potato Bowl Western Michigan Broncos vs BYU Cougars (Live)

Saturday

Noon ESPN 2018 Jared Birmingham Bowl Memphis Tigers vs Wake Forest Demon Deacons (Live)

3:30 p.m. ESPN 2018 Lockheed Martin Armed Forces Bowl Houston Cougars vs Army West Point Black Knights (Live)

7:00 p.m. ESPN 2018 Dollar General Bowl Buffalo Bulls vs Troy Trojans (Live)

10:30 p.m. ESPN 2018 SoFi Hawai'i Bowl Louisiana Tech Bulldogs vs Hawaii Rainbow Warriors (Live)

NFL

Sunday

1:00 p.m. CBS Miami Dolphins at Minnesota Vikings (Live)

RADIO DIAL & EVERY HOUR CHANNELS

FM RADIO STATIONS

Station	Freq.	Format	Location
WJIS	88.1	Religious	Sarasota
WMNF	88.5	Eclectic	Tampa
WSMR	89.1	Classical	Sarasota
WUSF	89.7	Classical/Jazz	Tampa
WGCU	90.1	Public Radio	Ft. Myers
WBVM	90.5	Religious	Tampa
WSOR	90.9	Religious	Ft. Myers
WSEB	91.3	Religious	Englewood
WJYO	91.5	Religious	Ft. Myers
WVIJ	91.7	Religious	Punta Gorda
WDDV	92.1	Easy Listening	Venice
WYUU	92.5	Latin	Safety Harbor
WIKX	92.9	Country	Punta Gorda
WFLZ	93.3	Contemporary	Tampa
WTLT	93.7	Easy Listening	Ft. Myers
WARO	94.5	Album Rock	Ft. Myers
WWRM	94.9	Easy Listening	St. Pete
WOLZ	95.3	Oldies	Ft. Myers
WMTX	95.7	Contemporary	Clearwater
WRXK	96.1	Album Rock	Bonita Springs
WINK	96.9	Contemporary	Ft. Myers
WKDW	97.5	Variety	North Port
WTLQ	97.7	Latin	Ft. Myers
WXTB	97.9	Rock	Seminole
WUSV	98.5	Country	Ft. Myers
WBCG	98.9	Contemporary	Murdock
WJBX	99.3	Alternative	Ft. Myers
WQYK	99.5	Country	St. Pete
WCKT	100.1	Country	Pt. Charlotte
WAVV	101.1	Easy Listening	Ft. Myers
WPOI	101.5	Album Rock	St. Pete
WWGR	101.9	Country	Tampa
WHPT	102.5	Album Rock	Tampa
WJGO	102.9	Oldies	Ft. Myers
WTBT	103.5	Country	Bradenton
WXKB	103.9	Pop	Ft. Myers
WKZM	104.3	Religious	Sarasota
WRBQ	104.7	Classic Hits	Tampa
WCVU	104.9	Easy Listening	Solana
WZSP	105.3	Latin	Zolfo Springs
WBTT	105.5	Hip Hop	Ft. Myers
WDUV	105.5	Easy Listening	New Pt. Richey
WTZB	105.9	Rock Alt.	Englewood
WJPT	106.3	Easy Listening	Ft. Myers
WCTQ	106.5	Country	Venice
WENG	107.5	Talk	Englewood
WSRZ	107.9	Oldies	Sarasota

AM RADIO STATIONS

Station	Freq.	Format	Location
WHNZ	570	Talk	St. Pete
WDAE	620	Talk	St. Pete
WBDN	760	Latin	Tampa
WWCN	770	Talk	Ft. Myers
WRFA	820	Talk	Largo
WGUL	860	Oldies	Dunedin
WLSS	930	Talk	Sarasota
WFLA	970	Talk	Tampa
WQYK	1010	Talk	St. Pete
WMTX	1040	Talk	Clearwater
WKII	1070	Oldies	Pt. Charlotte
WTIS	1110	Religious	St. Pete
WINK	1200	Talk	Sarasota
WIBQ	1220	Talk	
WINK	1240	Talk	Ft. Myers
WTMY	1280	Talk	Sarasota
WDDV	1320	Easy Listening	Venice
WCRM	1350	Latin	Ft. Myers
WRBQ	1380	Oldies	Tampa
WMYR	1410	Country	
WBRD	1420	Religious	Bradenton
WWCL	1440	Latin	Ft. Myers
WSDV	1450	Easy Listening	Sarasota
WWPR	1490	Oldies	
WENG	1530	Talk	Englewood
WCCF	1580	Talk	Punta Gorda

CNN Headline News
(HALF HOUR)

:00 - National and International News
:15 - Dollars & Sense
:20 - Sports
:24 - Local News/People & Places
Available on: VEN 27,ENG 27, SAR 27, PTC 27, ARC 27, SPG 59

The Weather Channel
(HOUR)

:00 - Today's Weather
:05 - Extended Forecast
:10 - Radar Update
:17 - Traveler's Update
:20 - Day Planner
:25 - Morning's Weather
:30 - Today's Weather
:35 - Extended Forecast
:40 - International Weather
:47 - Season Update
:55 - Drivers Report

And Storm Stories every night at 8 and 8:30 p.m.
Available on: VEN 31,ENG 31, SAR 31, PTC 31, ARC 31, SPG 52

1:00 p.m. **FOX** Tampa Bay Buccaneers at Baltimore Ravens (Live)

4:25 p.m. **CBS** New England Patriots at Pittsburgh Steelers (Live)

8:20 p.m. **NBC** Philadelphia Eagles at Los Angeles Rams (Live)

Monday

8:15 p.m. **ESPN** New Orleans Saints at Carolina Panthers (Live)

GOLF

PGA

Sunday

11:00 a.m. **GOLF** PGA Tour Golf PNC Father/Son Challenge: Day 2 (Live)

HOCKEY

NHL

Sunday

7:00 p.m. **FSSUN** Tampa Bay Lightning at Winnipeg Jets (Live)

Tuesday

10:00 p.m. **FSSUN** Tampa Bay Lightning at Vancouver Canucks (Live)

Thursday

9:00 p.m. **FSSUN** Tampa Bay Lightning at Calgary Flames (Live)

SOCCER

English League Soccer

Sunday

8:25 a.m. **NBCSN** Chelsea at Brighton & Hove Albion (Live)

10:55 a.m. **NBCSN** Manchester United at Liverpool (Live)

Saturday

12:30 p.m. **NBC** Manchester United at Cardiff City (Live)

International

Sunday

9:30 a.m. **FS1** Mainz 05 at RB Leipzig (Live)

Noon **FS1** Bayer Leverkusen at Eintracht Frankfurt (Live)



Luke Maye and the North Carolina Tar Heels face the Kentucky Wildcats at United Center in Chicago as the "College Basketball" blue bloods meet for the 40th time, Saturday at 5:30 p.m. on CBS.

Tuesday

2:30 p.m. **FS1** Borussia Dortmund at Fortuna Düsseldorf (Live)

Wednesday

2:30 p.m. **FS1** RB Leipzig at Bayern Munich (Live)

Friday

2:30 p.m. **FS1** Borussia Monchengladbach at Borussia Dortmund (Live)

Saturday

9:30 a.m. **FS1** Werder Bremen at RB Leipzig (Live)

SUNDAY

MORNING SUNDAY

KIDS NEWS SPORTS SPECIALS MOVIES

	DEC. 16	VEN	ENG	SAR	PC	ARC	SPG	SEB	LP	FIOS	6 AM	6:30	7 AM	7:30	8 AM	8:30	9 AM	9:30	10 AM	10:30	11 AM	11:30
BROADCAST	ABC 26	-	-	-	7	11	7	-	-	-	In Touch (R)	News (N)	ABC7 News at 7:00am Sunday (N)		Good Morning America (HD)		This Week Political debates. (HD)		ABC7 News (N)	Naples (N)	Paid	Paid
	ABC 28	-	-	17	-	-	-	17	17	11	ABC Action News Weekend (N) (HD)		Good Morning America (HD)		ABC Action News Weekend (N) (HD)		This Week Political debates. (HD)		Turning (TVG)	Paid	Paid	Paid
	ABC 40	7	7	7	10	7	-	-	-	7	Quiz Show	Women of (R)	Our World (R)	Almanac	Good Morning America (HD)		This Week Political debates. (HD)		Paid	First Baptist	FLC	Paid
	CBS 10	10	10	10	-	-	-	10	10	10	Paid	Paid	Paid	In Touch (R)	Osteen (TVG)	10 News (N)	News Sunday Morning (N) (HD)			Face the Nation (N) (HD)		Retirement
	CBS 11	213	213	-	5	5	5		213	-	News at 6AM Sunday (N) (HD)						News Sunday Morning (N) (HD)			Face the Nation (N) (HD)	News (N)	
	NBC 8	8	8	8	-	8	-	8	8	8	News Channel 8 Weekend (N)		News Channel 8 Weekend (N)		Sunday TODAY Willie Geist (N)		News Channel 8 Weekend (N)		Meet the Press (N) (HD)		Retirement	Paid
	NBC 20	-	232	-	2	2	2	-	232	-	NBC2 News Sunday Today (N) (HD)		NBC2 News Sunday Today (N) (HD)		Sunday TODAY Willie Geist (N)		NBC2 News Sunday Today (N) (HD)		Meet the Press (N) (HD)		Paid	Voyager (TVG)
	FOX 13	13	13	13	-	13	-	13	13	13	FOX13's Good Day (N) (HD)		FOX13's Good Day Tampa (N) (HD)		FOX13's Good Day Tampa (N) (HD)		FOX News Sunday (N) (HD)		Sports (TVG)	Tailgate (Live)	FOX NFL Kickoff (Live) (HD)	
	FOX 36	-	-	-	4	4	4	-	-	-	Paid	Paid	Paid	Paid	Paid	Lee Pitts Live	FOX News Sunday (N) (HD)		Paid	Diocese	FOX NFL Kickoff (Live) (HD)	
	PBS 3	3	17	3	-	-	-	3	3	3	Pledge Programming Highlights encourage viewer support.				Pledge Programming Highlights encourage viewer support.				Pledge Programming Viewer support.			Business (R)
	PBS 30	-	3	-	3	3	3	-	-	-	Mr.Rogers (HD)	Splash (TVG)	Dino (TVY) (R)	Curious (R)	George (TVY)	Cat (TVY) (R)	Kratts (TVY) (R)	Squad (TVY) (R)	Pledge Programming Highlights encourage viewer support.			
	CW 46	-	-	-	6	21	6	-	-	-	Wild America	Paid	Wild (TVG) (R)	Paid	Wildlife (TVG)	Did I (TVG)	Ready, Set	Welcome (HD)	House (TVG)	Heroes (TVG)	Paid	Paid
	CW 44	9	9	9	-	-	-	9	9	4	Paid	In Touch: Experiencing Inner Peace		Ministries	Tomorrow	Reagan (TVG)	Paid	Sunday Mass	Bayside	Paid	Paid	Paid
	MYN 38	11	11	11	-	-	-	11	11	14	News Channel 8 Weekend (N)		News Channel 8 Weekend (N)		Very Vera	Hollywd	Bones Canopy; agent. (TVPG) (HD)		Paid	Paid	Paid	Revealing
	IND 32	12	12	12	-	38	-	4	4	12	Paid	Catholic Mass	Teen News (N)	BizKid (TVG)	DIY Sci (TVPG)	Nature (TVPG)	Animal (TVG)	Exploration (R)	Big Energy cell.	Hanna (TVG)	Matter (TVPG)	House (TVPG)
	ION 66	2	2	2	13	26	-	438	438	17	Paid	Paid	Turning (TVG)	Youssef (TVG)	In Touch (R)	Ankerberg	A Star for Christmas ('12, Holiday) ★★ Woman falls in love with actor.				A Christmas Kiss ('11, Holiday) ★★½	
	WCLF 22	22	22	22	-	-	-	22	22	2	Roth (TVG)	Joseph Prince	Citylife	FLC	Joyce Meyer	Jeffress (TVG)	Love (TVG)	Bilsborough	Abundant Life	Joseph Prince	Creflo (TVG)	Healing Touch
	WRXY 49	-	-	-	22	44	10	-	-	-	Celebration Under the Silverdome		FLC	Jeffress (TVG)	In Touch: Experiencing Inner Peace		Inspiration	Love (TVG)	Christian Worship Hour		Light	Turning (TVG)
	TLF 50	23	23	23	-	95	-	23	23	5	Mercury	Mercury	Prog. pagado	Mercury	Programa pagado		DA Presenta: Dr. Juan (N) (HD)		Al Punto Temas candentes. (N) (HD)		Al Punto Florida Debates. (N)	
	UNIV 62	15	15	15	-	-	-	15	15	6	Prog. pagado	Política Ya	Chapulín	Chapulín	Súper genios Para los peques. (N)		El mundo es tuyo (TVG) (N) (HD)		Masha's Tales (HD)		Prog. pagado	Prog. pagado
CABLE	A&E	26	26	26	26	39	50	26	26	181	Paid	Paid	Hoarders (TVPG)		Hoarders (TVPG)		Hoarders (TVPG)		Hoarders (TVPG)		Hoarders (TVPG)	
	AMC	56	56	56	56	30	53	62	62	231	M*A*S*H	A Holiday to Remember ('95) ★★½ (G)				Sons of Mistletoe Orphanage for sale.				Joyful Noise ('12, Comedy)		
	APL	44	44	44	44	36	68	44	44	130	Tanked (TVPG)		Tanked (TVPG)		Tanked (TVPG)		Tanked (TVPG)		Tanked (TVPG)		Tanked (TVPG)	
	BET	35	35	35	35	40	22	51	51	270	Stop Suffering		Showdown Faith		Payne	Payne	Browns	Browns	Browns	Browns	Browns	black-ish
	BRAVO	68	68	68	68	254	51	65	65	185	Unanchored (R)		Unanchored (R)		Unanchored (R)		Top Chef (TV14)		Below Deck (R)		Below Deck (R)	
	COM	66	66	66	66	15	27	52	52	190	Paid	Paid	Scrubs	Scrubs	Office	Office	Office	Office	Office	The Office: Mafia		Office
	DISC	40	40	40	40	25	43	43	43	120	Destroyed	Destroyed	Redfish	Anglers	Seasons	Discover	Alaskans (TVPG)		Alaskans (TVPG)		Alaskans (TVPG)	
	E!	46	46	46	46	27	26	46	46	196	(5:00) Rome ('10)		The Wedding Ringer Fake best man.				Miss Congeniality 2 ('05, Comedy) ★★				Bride Wars ('09)	
	EWTN	243	243	243	12	243	17	243	243	285	Pope	God Weeps	Michael	The Holy	Mass (TVG)		Litany of	Bookmrk	EWTN Pro-	At Home	Catholicis	The Holy
	FOOD	37	37	37	37	183	76	88	88	164	Paid	Paid	Southern	The Bobby	Valerie	Holiday	Pioneer	Pioneer	Pioneer	Pioneer	Girl Meets	Holiday
	FREE	55	55	55	55	10	46	58	58	199	Schuller	Mass	A Belle for Christmas Puppy rescue.				Jingle All the Way 2 Fathers compete.				Santa (TVG) (HD)	
	FX	51	51	51	51	58	49	34	34	53	Paid	Paid	Mike	Mike	Mike	Turbo ('13, Comedy) Snail's dreams.				X-Men: Future Past ('14)		
	GSN	179	179	179	179	34	179	80	80	184	Paid	Paid	Paid	Paid	Paid	Paid	Deal (TVPG)		Deal or No Deal		America	America
	HALL	5	5	5	17	137	73	86	86	240	Miss Christmas ('17) Tree lighting.				A Gift to Remember Memory loss.				It's Christmas, Eve School budget.			
	HGTV	41	41	41	41	53	42	258	258	165	Paid	Paid	Desert	Desert	Desert	Desert	Desert	Desert	Flip/Flop	Flip/Flop	Flip/Flop	Flip/Flop
	HIST	81	81	81	81	33	65	126	126	128	Paid	Paid	Top Gear (TVPG)		Get There	Get There	Counting Cars 1979 Camaro Z28. (TVPG) (N) (HD)					
	HSN	24	24	24	24	51	19	16	16	151	HSN (TVG) (HD)		HSN (TVG) (HD)		HSN (TVG) (HD)		HSN (TVG) (HD)		HSN (TVG) (HD)		HSN (TVG) (HD)	
	LIFE	36	36	36	36	52	41	36	36	140	Paid	Paid	In Touch	Truths	Amazing	Turning	Osteen	Paid	A Twist of Christmas ('18, Holiday)			
	OWN	58	58	58	58	47	67	56	56	145	Dr. Phil (TV14)		Dr. Phil (TV14)		Dr. Phil (TV14)		Dr. Phil (TV14)		Dr. Phil (TV14)		Super Soul (R)	
	PRMT	57	57	57	57	29	63	54	54	54	Paid	Paid	Paid	Paid	Paid	Paid	Engine	Xtreme	Truck Tech	Detroit	Bar Rescue (R)	
	QVC	14	14	14	9	14	13	12	12	150	Electronic (TVG)		Style (TVG)		Electronic: Bose		Sunday Morning Gifts: Bose					
	SYFY	67	67	67	67	253	64	55	55	180	Paid	Paid	Paid	Paid	The Haunting in Connecticut ('09)				Planet of the Apes ★★½ Smart simians.			
	TBS	59	59	59	59	32	62	59	59	52	Seinfeld	Seinfeld	Friends	Friends	Friends	The Hunger Games ('12, Action) ★★★ Survival game. (HD)						Catching
	TCM	65	65	65	65	65	74	169	169	230	The Shop Around the Corner ('40)				In the Good Old Summertime ('49)				Talk About a Stranger ('52)			Done Wrng
	TLC	45	45	45	45	57	72	45	45	139	Say Yes	Say Yes	Say Yes	Say Yes	Say Yes	Say Yes	Say Yes	Say Yes	Say Yes	Say Yes	Say Yes	Say Yes
	TNT	61	61	61	61	28	55	61	61	51	Star Wars: Episode II: Attack of the Clones ('02) Fallen Jedi plots.							Star Wars: Episode III ('05) Becoming Vader.				
	TRAV	69	69	69	69	260	66	260	260	170	Paid	Paid	Mysteries (TVPG)		Mysteries (TVPG)		Mysteries (TVPG)		Mysteries (TVPG)		Treasure (TVPG)	
	TRUTV	63	63	63	63	50	30	60	60	183	Adam Ruin	Adam Ruin	Adam Ruin	Adam Ruin	Adam Ruin	Adam Ruin	Hack My	Hack My	Hack My	Hack My	Jokers	Jokers
	TVLND	62	62	62	62	31	54	57	57	241	Christine	Christine	Christine	Golden (TVPG)		Golden	Golden	Golden	Golden	Golden (TVPG)		Golden
	USA	34	34	34	34	22	52	35	35	50	NCIS (TV14) (HD)		Paid	Turning	In Touch	Osteen	Chrisley	Chrisley	SVU (TV14) (HD)		SVU (TV14) (HD)	
	WE	117	117	117	117	117	117	117	117	149	Paid	Paid	Paid	Paid	Paid	Paid	Paid	Paid	Order: CI (TV14)		Order: CI (TV14)	
	WGN	16	16	16	19	41	11	95	95	68	Paid	Mass	Lord's Way	Creflo	Youssef	Beyond	Ice Age: Dawn of the Dinosaurs ('09)				Ice Age: Dinos	

CELEBRITY EXTRA

BY DANA JACKSON

Q: I just started watching "Last Man Standing" again after hearing it was back. Why is there a new actress playing Mandy, one of Tim Allen's daughters on the show? — B.B.

A: After "Last Man Standing" was unexpectedly canceled by ABC, Molly Ephraim, who played middle daughter Mandy, got involved in other endeavors. So, when the show was swept up by FOX and new episodes were ordered, Ephraim wasn't available to film, and the role was recast. Molly McCook, who is the daughter of actor John McCook (Eric on "The Bold and the Beautiful") has stepped into Mandy's shoes and made the role her own.

Q: I heard that Roseanne had a heart attack. Is this true? How old is she now? Also, how are the ratings for her old show doing without her? — K.A.

A: Roseanne Barr, who is said to be 66, didn't have a heart attack. That was a prank played by someone calling a radio show pretending to be Barr's personal assistant. Barr posted on social media that it was fake and that she was spending time at home with family.

As for "The Conners," the new sitcom with the remaining cast members of "Roseanne," it seems to be doing well. In its third week on the air, it was the second highest-rated broadcast on the night it aired.

Q: I read about Miley Cyrus and Gerard Butler losing their homes in the recent California wildfires. Were there any other celebrities whose homes were destroyed? — V.U.

A: From the daytime TV community, Tracey E. Bregman (Lauren on "The Young and the Restless") lost her home of 14 years to the fires in Malibu. She recently appeared on "The Talk" to discuss the loss of her house, but expressed how relieved she was that her family and animals were safe. Eileen Davidson (Ashley on "Y&R") initially thought her home succumbed to the fire, but fortunately it was just her yard that was engulfed in flames and her home was spared.

In addition to Cyrus and Butler, singers Robin Thicke and Neil Young, as well as reality star Camille Grammer lost most if not all of their homes.

Q: I heard that Alec Baldwin's younger children were in the car when he went ballistic and physically assaulted a driver who stole his parking spot. Is this true? — S.S.

A: Yes, unfortunately, it's been reported that Baldwin's young kids were in his car when another driver took a spot that he was saving. Baldwin allegedly hit Wojciech Cieszkowski several times and the police arrested the 60-year-old actor for assault. RadarOnline also reported that Alec's young son tried to run from the scene.

At a hearing for his case, Baldwin was formally charged with attempted assault in the third degree and harassment in the second degree. He is expected back in court sometime in the new year.

Write to Dana at
King Features Weekly Service
628 Virginia Drive
Orlando, FL 32803
or e-mail her at
NewCelebrityExtra@gmail.com

MORNING SUNDAY

KIDS NEWS SPORTS SPECIALS MOVIES

DEC. 16	VEN	ENG	SAR	PC	ARC	SPG	SEB	LP	FIOS	6 AM	6:30	7 AM	7:30	8 AM	8:30	9 AM	9:30	10 AM	10:30	11 AM	11:30
SPORTS ESPN	29	29	29	29	12	58	29	29	70	Sports (HD)		Sports (HD)		Sports (HD)		Sports (HD)		NFL Countdown (Live) (HD)			
SPORTS ESPN2	30	30	30	30	6	59	30	30	74	Top Ten	(:25) Serie A Soccer (Live)				Woj & Lowe	E:60 (N) (HD)		Fantasy Football Now (N) (HD)			
SPORTS FS1	48	48	48	48	42	69	48	48	83	Bball (Replay)		College Basketball (Replay)				Match Day	Ger. Bundesliga Soccer (Live)				Match Day
SPORTS FSSUN	38	38	38	38	45	57	38	38	76	18 Holes	Golfing	Golf (HD)		Pro Wkly	Flats	Glf Amer.	Golf	Golf Dest.	Endlss Glf	18 Holes	Jimmy
SPORTS FSN	72	72	72	72	72	56	66	66	77	To Be Announced				Golf	Ship Shape	To Be Announced				Focused	Polaris
SPORTS GOLF	49	49	49	49	55	60	49	49	93	Euro. Tour: Alfred Dunhill Championship: Final Round							Morning Drive (N) (HD)			PGA (Live)	
SPORTS NBCSN	71	71	71	71	54	61	42	42	90	Premier		Premier League (Live)			(:25) English Premier (Live)				Premier	Soccer (Live)	
KIDS DISN	136	136	136	136	99	45	136	136	250	Phineas	Phineas	Milo	DuckTales	Big City	Grav Falls	Coop, Cam	Coop, Cam	Raven	Bizaard	Good Luck!	
KIDS NICK	25	25	25	25	24	44	25	25	252	SpongeBob	SpongeBob	PAW	PAW	Ninja	Rise TMNT	SpongeBob	SpongeBob	SpongeBob	SpongeBob	SpongeBob	SpongeBob
KIDS TOON	80	80	80	80	46	20	57	87	257	Ben 10	Titans	Titans	Titans	Dramarama	Dramarama	Titans (TVPG)		Titans	Titans	Titans	Titans
NEWS CNBC	39	39	39	39	59	37		39	102	Options	Paid	Paid	Paid	Paid	Paid	Paid	Paid	Paid	Paid	Paid	Paid
NEWS CNN	32	32	32	32	18	38	39	32	100	New Day (N)		New Day (N)		Politics (N)		State (N) (HD)		GPS (N) (HD)		Reliable (N)	
NEWS CSPN	18	18	18	18	37	12	96	96	109	Public (R) (HD)		Washington Journal News discussion. (R) (HD)						Newsmkr	Washington Week (R)		
NEWS FNC	64	64	64	64	48	71	64	64	118	FOX-Friend		FOX-Friend		FOX-Friend		FOX-Friend		Sunday (N)		MediaBuzz (N)	
NEWS MSNB	83	83	83	83	185	40	82	82	103	(5:00) Dateline		MSNBC	Business	Up with David Gura (N) (HD)				AM Joy Political comment. (N)			
NEWS SNN	6	6	6	11	-	-	-	-	-	Weekend	Weekend	Weekend	Weekend	Weekend	Weekend	Hmown	50Plus	The Source	CAN Health	Weekend	Weekend
MUSIC CMT	47	47	47	47	35	24	37	37	221	CMT Music Country music video. (TVPG) (N)						Hot 20 Countdown (TVPG) (R) (HD)					
MUSIC MTV	33	33	33	33	23	48	33	33	210	Ridiculous	Ridiculous	Ridiculous	Ridiculous	Ridiculous	Ridiculous	Ridiculous	Ridiculous	Ridiculous	Ridiculous	Ridiculous	Ridiculous
MUSIC VH1	50	50	50	50	43	23	50	50	217	Martin	Martin	Martin	Martin	Wayans	Wayans	Wayans	Wayans	Wayans	Wayans	Wayans	Wayans
PREMIUM ENC	150	150	150	150	150	150	150	150	350	(:07) Trumbo ('15, Drama) Writer Dalton Trumbo fights injustice.				(:14) The Wedding Planner ('01) Wedding planner falls in love.				True Grit ('69, Western) ★★★ Men help girl find her father's killer.			
PREMIUM HBO	302	302	302	302	302	302	302	302	400	(5:35) Killer Robots ('18) (NR)		Four Christmases ('08) Unwelcome reunions.			VICE: Special Report: The Panic Artists (R)			(:55) Ready Player One ('18) Virtual reality users seek a fortune.			
PREMIUM HBO2	303	303	303	303	303	303	303	303	402	RENO 911	Sherlock Holmes ('09, Action) Dead, killer occult leader returns.				(:45) Underworld ('03) Medical student sought in war of undead.				(:45) Tomb Raider ('18) ★★★ Daughter's mission.		
PREMIUM HBOS	304	304	304	304	304	304	304	304	404	(:20) Dances with Wolves ('90) A soldier living among the Sioux faces hard choices as the U.S. Army approaches.							(:25) The Mask ('94, Comedy) A magical mask.			(:10) I Heart Huckabees ('04)	
PREMIUM MAX	320	320	320	320	320	320	320	320	420	Trouble No More ('18, Music)		(:05) The Last of the Mohicans ('92, Drama) The Indians attack.				Shakespeare in Love An actress disguises herself as a man.				Hitman's Escorting assassin.	
PREMIUM MMAX	321	321	321	321	321	321	321	321	422	Roll Bounce ('05, Comedy) Talented skating brings popularity.				The Closer You Get ★★ Irishmen need women.			Atomic Blonde ('17, Action) Brit superspy hunts for vital dossier.			Italian ('03)	
PREMIUM SHO	340	340	340	340	340	340	340	340	365	(:10) What's Eating Gilbert Grape ('94) ★★★½ Find time for life.				Inside NFL: 2018 Week 14		(:10) The Break-Up ('06) Ex-lovers fight over their shared condo.				Home Again ('17, Comedy)	
PREMIUM TMC	350	350	350	350	350	350	350	350	385	Spanish	First Sunday Church robbing scam goes awry.			Are We There Yet? ('05) Bachelor goes on roadtrip with brats.				Are We Done Yet? ('07) ★½ Costly dream home.		A.I. ('01) ★★★	

SUNDAY

AFTERNOON SUNDAY

KIDS | NEWS | SPORTS | SPECIALS | MOVIES

	DEC. 16	VEN	ENG	SAR	PC	ARC	SPG	SEB	LP	FIOS	12 PM	12:30	1 PM	1:30	2 PM	2:30	3 PM	3:30	4 PM	4:30	5 PM	5:30
BROADCAST	ABC 26	-	-	-	7	11	7	-	-	-	Extra (TVPG) (N) (HD)		Entertainment Tonight (N) (HD)		Taste Buds: Chefsgiving (R)		X Games (HD)	X Games (HD)	Always Late with Katie Nolan (N)		Mom (TV14)	Mom (TV14)
	ABC 28	-	-	17	-	-	-	17	17	11	Rock (TVG) (R)	Vacation (R)	Paid	McNally	Taste Buds: Chefsgiving (R)		X Games (HD)	X Games (HD)	Always Late with Katie Nolan (N)		Paid	Paid
	ABC 40	7	7	7	10	7	-	-	-	7	Paid	Paid	The Southern Weekend		Taste Buds: Chefsgiving (R)		X Games (HD)	X Games (HD)	Always Late with Katie Nolan (N)		To Be Announced Info unavailable.	
	CBS 10	10	10	10	-	-	-	10	10	10	The NFL Today (HD)		NFL Football: Miami Dolphins at Minnesota Vikings from U.S. Bank Stadium (Live) (HD)							NFL Football: New England vs Pittsburgh (Live) (HD)		
	CBS 11	213	213	-	5	5	5		213	-	The NFL Today (HD)		NFL Football: Miami Dolphins at Minnesota Vikings from U.S. Bank Stadium (Live) (HD)							NFL Football: New England vs Pittsburgh (Live) (HD)		
	NBC 8	8	8	8	-	8	-	8	8	8	Paid	Paid	Paid	Paid	Swimming (Taped) (HD)		PGA Tour Golf: PNC Father/Son Challenge: Day 2 (Taped) (HD)					
	NBC 20	-	232	-	2	2	2	-	232	-	Paid	Paid	Bones Canopy; agent. (TV14) (HD)		Swimming (Taped) (HD)		PGA Tour Golf: PNC Father/Son Challenge: Day 2 (Taped) (HD)					
	FOX 13	13	13	13	-	13	-	13	13	13	FOX NFL Sunday (Live) (HD)		NFL Football: Tampa Bay Buccaneers at Baltimore Ravens from M&T Bank Stadium (Live) (HD)						The OT (Live)	Red Bull Signature Series: Rampage (N)		
	FOX 36	-	-	-	4	4	4	-	-	-	FOX NFL Sunday (Live) (HD)		NFL Football: Tampa Bay Buccaneers at Baltimore Ravens from M&T Bank Stadium (Live) (HD)						The OT (Live)	Red Bull Signature Series: Rampage (N)		
	PBS 3	3	17	3	-	-	-	3	3	3	Firing Line (R)	Florida (TVG)	WEDU Arts (R)	Pledge Programming Highlights encourage viewer support.			Pledge Programming Highlights encourage viewer support.					Kastoria (TVG)
	PBS 30	-	3	-	3	3	3	-	-	-	Pledge Programming Highlights encourage viewer support.				Pledge Programming Highlights encourage viewer support.				Pledge Programming Highlights encourage viewer support.			
	CW 46	-	-	-	6	21	6	-	-	-	Paid	Travel (TVPG)	An American Christmas (R) (HD)		The Story of the First Noël ('04) Journey surrounding the birth of Jesus. (NR)				Madam Secretary Aid worker killed.		NCIS: New Orleans Lt. is killed. (HD)	
	CW 44	9	9	9	-	-	-	9	9	4	Saving Hope MMA fighters. (TV14)		Mr. Box (HD)	Pawn (TVPG)	Pawn (TVPG)	Pawn (TVPG)	Pawn (TVPG)	Pawn (TVPG)	Quiz Show	Nashville (N)	Men (TV14)	Men (TV14)
	MYN 38	11	11	11	-	-	-	11	11	14	Elementary Cash on bodies. (TV14)		Murdoch Statues of women. (TVPG)		Paid	Paid	Airfryer Oven	Paid	Laughs (TVPG)	Laughs (TVPG)	Seinfeld	Whacked (HD)
	IND 32	12	12	12	-	38	-	4	4	12	Movie				Movie				Dateline Death by barbell.		Family (TVPG)	Family: Grab It
	ION 66	2	2	2	13	26	-	438	438	17	(11:00) A Christmas Kiss ('11) ★★½		A Christmas Kiss II ('14, Holiday) A whimsical kiss with a billionaire.				Merry Kissmas ('15, Romance) Strangers have magical kiss in elevator. (HD)				A Royal Christmas Ball ('17)	
	WCLF 22	22	22	22	-	-	-	22	22	2	Bernis (TVG)	Life Outreach	Turning: What to Do With Christmas		CTN Special	Shuttlesworth	Conqueror	Perry (TVG) (N)	Gaither Homecoming (TVG)		In Touch: Experiencing Inner Peace	
	WRXY 49	-	-	-	22	44	10	-	-	-	Van Impe	Adventures	Love (TVG)	Jerusalem	Divine Awk	Higher Goals	ORU Chapel Service		Action	Contending	Crossing	Les (TVG)
	TLF 50	23	23	23	-	95	-	23	23	5	Como dice el dicho: 1 (TV14) (HD)		El Coyote y la Bronca ('78, Drama) Juan Concepción rememora su juventud.				República deportiva (N) (HD)		La rosa de Guadalupe: 1 (TV14)		La rosa de Guadalupe: 2 (TV14)	
	UNIV 62	15	15	15	-	-	-	15	15	6	Prog. pagado	Prog. pagado	Unstable Fables: Tortoise vs. Hare ('08, Familia) ★★½ (G)		Los tres cerditos y un bebé ('08, Familia) Un lobo bebé.				El tesoro perdido del Gran Cañón ('08, Horror) Atrapados por el diablo. (HD)			
CABLE	A&E	26	26	26	26	39	50	26	26	181	Hoarders (TV14)		Movie						Ocean's Twelve A gang reconvenes.			
	AMC	56	56	56	56	30	53	62	62	231	Joyful Noise ('12)		Sister Act ('92, Comedy) ★★½ Singer in convent.					Last Holiday ('06, Comedy) ★★½ European spree.				
	APL	44	44	44	44	36	68	44	44	130	Tanked (TVPG)		Tanked (TVPG)		The Zoo (TVPG)		The Zoo (TVPG)		The Zoo (TVPG)		Amanda (TVPG)	
	BET	35	35	35	35	40	22	51	51	270	black-ish	black-ish	black-ish	black-ish	Movie						Movie	
	BRAVO	68	68	68	68	254	51	65	65	185	Below Deck (R)		Below Deck (R)		Dirty John (R)		Vanderpump (R)		Vanderpump (R)		Medicine (TV14)	
	COM	66	66	66	66	15	27	52	52	190	Office	Office	Office	Office	Office	The 40-Year-Old Virgin ('05, Comedy)				(:50) Dodgeball ('04) ★★★ (HD)		
	DISC	40	40	40	40	25	43	43	43	120	Ultimate (TVG)		Ultimate (TVG)		Ultimate (TVG)		Ultimate: Hawaii		Ultimate: Alaska		Alaska (TVPG) (R)	
	E!	46	46	46	46	27	26	46	46	196	Bride Wars ('09)		Overboard ('87, Comedy) ★★½ Amnesiac mother.					New Year's Eve Tales of love in New York City.				
	EWTN	243	243	243	12	243	17	243	243	285	Mass (TVG)		Litany of	In Concert: Missa Solemnis			In Song	Rosary	Advent	Life Worth	Church	Saints vs.
	FOOD	37	37	37	37	183	76	88	88	164	Martina's	Barefoot	Kitchen (TVG) (R)		Challenge (TVG)		Christmas (TVG)		Christmas (TVG)		Christmas (TVG)	
	FREE	55	55	55	55	10	46	58	58	199	Toy Story ('95) ★★★½ Lost toy adventure.				Toy Story 2 ('99) Toys to the rescue.				Toy Story 3 ('10) The toys in daycare.			
	FX	51	51	51	51	58	49	34	34	53	X-Men: Days of Future Past ('14) ★★★½				X-Men: Apocalypse ('16, Action) ★★★½ Mankind threatened.						Spider-Man ('12)	
	GSN	179	179	179	179	34	179	80	80	184	Cash Cab	Cash Cab	Cash Cab	Cash Cab	Cash Cab	Cash Cab	Cash Cab	Cash Cab	Cash Cab	Cash Cab	America	Feud
	HALL	5	5	5	17	137	73	86	86	240	A Majestic Christmas ('18, Romance)				Homegrown Christmas ('18, Holiday)				Christmas Joy Woman goes home.			
	HGTV	41	41	41	41	53	42	258	258	165	Flip/Flop	Flip/Flop	Carib Life	Carib Life	Carib Life	Carib Life	Carib Life	Carib Life	Beach	Beach	Beach	Beach
	HIST	81	81	81	81	33	65	126	126	128	Cnt Cars	Cnt Cars	Cnt Cars	Cnt Cars	Cnt Cars	Cnt Cars (TVPG)		Cnt Cars	Am. Picker (R)		Am. Picker (R)	
	HSN	24	24	24	24	51	19	16	16	151	HSN (TVG) (HD)		HSN (TVG) (HD)		HSN (TVG) (HD)		HSN (TVG) (HD)		HSN (TVG) (HD)		HSN (TVG) (HD)	
	LIFE	36	36	36	36	52	41	36	36	140	The Road to Christmas ('06, Holiday)				Love at the Christmas Table ('12) ★★½				Last Chance for Christmas ('15) (HD)			
	OWN	58	58	58	58	47	67	56	56	145	Super Soul (R)		Home Made (R)		Worst Cook (HD)		Worst Cook (HD)		Worst Cook (HD)		Worst Cook (HD)	
	PRMT	57	57	57	57	29	63	54	54	54	Bar Rescue (R)		Bar Rescue (R)		Bar Rescue (R)		Bar Rescue (R)		Bar Rescue (R)		Bar Rescue (R)	
	QVC	14	14	14	9	14	13	12	12	150	In the Kitchen with David®: Bose Quality products. (TVG)						Bose (TVG)		Great Gifts Holiday gifts. (TVG)			
	SYFY	67	67	67	67	253	64	55	55	180	Plnt. Apes		(:28) Van Helsing ('04) ★★½ Slayers join forces.				Colombiana ('11) ★★½ Seeking revenge.				Enemy of State	
	TBS	59	59	59	59	32	62	59	59	52	The Hunger Games: Catching Fire Game two.					The Hunger Games: Mockingjay - Part 1 ('14)					Mockingjay - 2	
	TCM	65	65	65	65	65	74	169	169	230	Done Wrong ('33)		The Best Years of Our Lives ('46, Drama) Coming home.						It Happened One Night ('34, Comedy)			
	TLC	45	45	45	45	57	72	45	45	139	(:58) Dr. Pimple (TV14) (R)			Obsession	90 Day Fiancé Olga is distressed. (R)				90 Day Fiancé Couple may move out.			
	TNT	61	61	61	61	28	55	61	61	51	Sith		(:28) Star Wars: Episode IV - A New Hope ('77)				Star Wars: Episode V: The Empire Strikes Back ('80)					
	TRAV	69	69	69	69	260	66	260	260	170	Bizarre	Bizarre	Bizarre	Bizarre	Terrifying (TVPG)		Terrifying (HD)		Terrifying (TV14)		Haunted (TV14)	
	TRUTV	63	63	63	63	50	30	60	60	183	Jokers (TV14) (R)		Jokers	Jokers	Carbonar	Carbonar	Carbonar	Carbonar	Carbonar	Carbonar	Carbonar	Carbonar
	TVLND	62	62	62	62	31	54	57	57	241	Golden	Golden	Golden	Golden	Golden	Golden	Golden	Golden	Reba	Reba	Reba	Reba
	USA	34	34	34	34	22	52	35	35	50	SVU: Net Worth		SVU (TV14) (HD)		SVU (TV14) (HD)		SVU (TV14) (HD)		SVU Missing girl.		SVU (TV14) (HD)	
	WE	117	117	117	117	117	117	117	117	149	Law & Ordr (HD)		Law & Ordr (HD)		Law & Ordr (HD)		Law & Ordr (HD)		Law & Ordr (HD)		Law & Ordr (HD)	
	WGN	16	16	16	19	41	11	95	95	68	Ice Age 3 ('09) ★★★		Shrek the Third ('07) Search for a king.				Man	Man	Man	Man	Man	Man

SUNDAY HIGHLIGHTS

The Sound of Music

7 p.m. on ABC

Sent to serve as governess to a stern Austrian naval officer's difficult children, a novice nun with doubts about her future teaches her young charges the joy of music as the family deals with the growing power of Germany's Third Reich. PG (HD)

Zombieland

7:30 p.m. on ENC

In a world overrun by zombies, two unlikely partners are befriended by sisters attempting to survive attacks by violently killing the undead as they journey to an amusement park in hopes of finding the last place of refuge. (HD)

iHeartRadio Jingle Ball 2018

8 p.m. on CW

An exclusive look is taken at a special holiday season music event and celebration that features a plethora of mainstream celebrity acts, featuring performances by Shawn Mendes, Cardi B, Camilla Cabello and many more of 2018's biggest stars. (HD)

A Gingerbread Romance

8 p.m. on HALL

An architect enters a contest to build a life-sized gingerbread house, so she seeks help from a local baker to aid her with the project, but when the two begin to spend more time together, the architect starts to yearn for a place to call home. PG (HD)

God Friended Me

8:30 p.m. on CBS

Miles is stunned and upset when he is given the name of the drunk driver who was responsible for his mother's death 17 years ago; Miles and Rakesh find important information about Falken, the strange hacker who could be connected to the God Account. PG (HD)

Ray Donovan

9 p.m. on SHOW

Ray tries to make amends with Sam, but she has her own ideas about doing damage control; Bunchy returns to New York with some missing goods; Terry spends the night with a person from his past; Bridget faces the consequences of her father's actions. (HD)

NCIS: Los Angeles

9:30 p.m. on CBS

NCIS Special Agent Nicole DeChamps joins the NCIS team when a Marine reservist who struggles with PTSD goes missing in the wake of a drunken altercation. PG (HD)

Discontinued

9:30 p.m. on CW

An in-depth, informative look is taken at a wide variety of discontinued foods, toys, customs and businesses, featuring YouTube user Andre Meadows taking viewers down memory lane as he recalls the popularity of many former pop culture titans. (HD)

Escape At Dannemora

10 p.m. on SHOW

Matt and Sweat know the smallest mistake can derail their whole plan on the day of the escape, but Matt seems attracted to the danger when things start to go wrong; Tilly and Lyle have a fateful dinner at a Chinese buffet restaurant.

AFTERNOON SUNDAY

KIDS NEWS SPORTS SPECIALS MOVIES

DEC. 16	VEN	ENG	SAR	PC	ARC	SPG	SEB	LP	FIOS	12 PM	12:30	1 PM	1:30	2 PM	2:30	3 PM	3:30	4 PM	4:30	5 PM	5:30
SPORTS ESPN	29	29	29	29	12	58	29	29	70	NFL Cntdwn		2018 WSOP		2018 WSOP		2018 WSOP		2018 WSOP		2018 WSOP	
SPORTS ESPN2	30	30	30	30	6	59	30	30	74	Fantasy (HD)		American Cornhole League				Wom. Basketball (Live) (HD)				30 for 30 (HD)	
SPORTS FS1	48	48	48	48	42	69	48	48	83	Ger. Bundesliga Soccer (Live)				College Basketball (Live) (HD)				College	College Bball (Live)		
SPORTS FSSUN	38	38	38	38	45	57	38	38	76	P1 AquaX (N)		Superstock		Florida	Ship Shape	Fishing	Sportsmn	NHL Hcky (Replay) (HD)			
SPORTS FSN	72	72	72	72	72	56	66	66	77	Power	Marlins	To Be Announced				TBA		Marlins	Marlins	Focused	Flashback
SPORTS GOLF	49	49	49	49	55	60	49	49	93	Asian Tour (Replay) (HD)				PGA (Replay)		27 Years	Feherty (HD)		Famous 5		Golf
SPORTS NBCSN	71	71	71	71	54	61	42	42	90	Soccer (Live)		Goal Zone (N)		European Rugby Cup (Taped)				Luge World Cup: Lake Placid			
KIDS DISN	136	136	136	136	99	45	136	136	250	Good Luck!	Coop	Coop	BUNK'D	BUNK'D	Raven	Raven	Raven	(:10) Wreck-It Ralph ('12) ★★★½			
KIDS NICK	25	25	25	25	24	44	25	25	252	SpongeBob Movie ★★★			SpongeBob	Loud Hse	Loud Hse	Loud Hse	Loud Hse	Loud Hse	Loud Hse	Loud Hse	Loud Hse
KIDS TOON	80	80	80	80	46	20	57	87	257	Titans	Titans	Dramarama	Dramarama	Gumball	Gumball	Gumball	Elf	OK K.O.!	Alvin Chipmunks ('15)		
NEWS CNBC	39	39	39	39	59	37		39	102	Paid	Paid	Paid	Paid	Paid	Paid	Paid	Paid	Shark Tank		Shark Tank	
NEWS CNN	32	32	32	32	18	38	39	32	100	State (R) (HD)		GPS (R) (HD)		CNN (N) (HD)		CNN (N) (HD)		CNN (N) (HD)		CNN (N) (HD)	
NEWS CSPN	18	18	18	18	37	12	96	96	109	(10:30) Washington This Week Hearings, speeches and political events. (R) (HD)											
NEWS FNC	64	64	64	64	48	71	64	64	118	News HQ (N)		News HQ (N)		FOX News		Respected		News HQ (N)		Gutfeld (R)	
NEWS MSNB	83	83	83	83	185	40	82	82	103	MSNBC Live with Alex Witt (N)				MSNBC Live		MSNBC Live		MSNBC Live		Politics (N)	
NEWS SNN	6	6	6	11	-	-	-	-	-	Healing	Paid	News	News	Paid	Paid	News	News	Money	Small	Paid	SNN Eve
MUSIC CMT	47	47	47	47	35	24	37	37	221	Jurassic Park ('93) Sam Neill. Dinos escape.						The Lost World: Jurassic Park ('97) ★★★ (HD)					
MUSIC MTV	33	33	33	33	23	48	33	33	210	Ridiculous	Ridiculous	Ridiculous	Ridiculous	Ridiculous	Ridiculous	Ridiculous	Ridiculous	Ridiculous	Ridiculous	Ridiculous	Ridiculous
MUSIC VH1	50	50	50	50	43	23	50	50	217	Chocolate City ('15) ★½ Exotic dancing.					Love Don't Cost a Thing ('03, Comedy)					Selena ('97)	
PREMIUM ENC	150	150	150	150	150	150	150	150	350	(:11) Passengers ('16) Two must save everyone on spaceship.				(:10) The Proposal ('09) ★★★ A boss marries to avoid deportation.				The Cutting Edge ('92) Olympic skating duo.		Wedding ★★	
PREMIUM HBO	302	302	302	302	302	302	302	302	400	Momentum Generatn ('18) A surfing crew pursues new goals.				VICE (R)	(:45) Brilliant (TVMA) (R) (HD)	(:45) My True Brilliant Friend ('18) (HD)				Annabelle: Creation ('17) ★★★	
PREMIUM HBO2	303	303	303	303	303	303	303	303	402	Raider ('18)	(:45) Wonder Woman ('17, Action) ★★★½ Princess of the Amazons leads battle.					(:15) Hard Candy ('06, Drama) ★★★ Teen girl traps a pedophile.				Room 104	Brilliant
PREMIUM HBOS	304	304	304	304	304	304	304	304	404	I Heart Huckabees ('04) ★★★		The Full Monty ('97, Comedy) Steel men strip.			(:35) Ghosts of Girlfriends Past ('09, Comedy)			(:15) Vanilla Sky ('01) ★★★ A rich man experiences lucid dreams.			
PREMIUM MAX	320	320	320	320	320	320	320	320	420	Hitman's Escorting assassin.		Tour Bus		(:35) Logan ('17, Action) ★★★★ Logan meets young mutant who needs help. (R)				(:55) The Bourne Identity ('02) Matt Damon. Amnesiac agent.			
PREMIUM MMAX	321	321	321	321	321	321	321	321	422	The Italian Job ('03) ★★★ Gang stages heists.				(:25) 50 First Dates ('04) ★★★ Memory loss. (HD)		(:05) Snatched ('17) ★½ Jungle misadventure. (R)				(:40) Out of Sight ('98) ★★★ Agent falls for con.	
PREMIUM SHO	340	340	340	340	340	340	340	340	365	Home Again	(:45) Bridget Jones's Baby ('16, Comedy) Bridget Jones learns she's pregnant.					The Bridges of Madison County ('95) ★★★½ Wife finds romance.				Enemies James Comey. (R)	
PREMIUM TMC	350	350	350	350	350	350	350	350	385	Artificial Intelligence: A.I. ('01) A robot wants to be a real boy.				Breakdown ('97, Thriller) ★★★ Kidnapped wife.		(:45) Queen of the Desert ('16, Drama) Woman on adventure in Middle East.					

SUNDAY

KIDS NEWS SPORTS **EVENING SUNDAY** SPECIALS MOVIES

	DEC. 16	VEN	ENG	SAR	PC	ARC	SPG	SEB	LP	FIOS	6 PM	6:30	7 PM	7:30	8 PM	8:30	9 PM	9:30	10 PM	10:30
BROADCAST	ABC 26	-	-	-	7	11	7	-	-	-	ABC World News (N) (HD)	ABC7 News at 6:30pm (N)	The Sound of Music ('65, Musical) ★★★½ Sent to serve as governess to a stern Austrian naval officer's difficult children, a novice nun with doubts about her future teaches her young charges the joy of music as the family deals with the growing power of Germany's Third Reich. (NR)							
	ABC 28	-	-	17	-	-	-	17	17	11	Action News (N)	News (N) (HD)	The Sound of Music ('65, Musical) ★★★½ A novice nun and governess teaches her young charges about the joys of music as their family confronts the growing power of the Third Reich.							
	ABC 40	7	7	7	10	7	-	-	-	7	News (N) (HD)	News (N)	The Sound of Music ('65, Musical) ★★★½ A novice nun and governess teaches her young charges about the joys of music as their family confronts the growing power of the Third Reich.							
	CBS 10	10	10	10	-	-	-	10	10	10	(4:25) NFL Football: New England Patriots at Pittsburgh Steelers from Heinz Field (Live) (HD)			60 Minutes Host present topical news & interviews. (TVPG) (HD)		God Friended Me: 17 Years Miles gets name of his mom's killer.		NCIS: Los Angeles: Joyride Marine reservist. (TVPG) (N) (HD)		FBI: Pilot Gang war. (TV14)
	CBS 11	213	213	-	5	5	5		213	-	NFL Football: New England Patriots at Pittsburgh Steelers (Live)			60 Minutes Topical news. (TVPG) (HD)		God Friended Me: 17 Years Miles' mom. (N)		NCIS: Los Angeles Marine reservist. (N)		FBI Gang war. (R)
	NBC 8	8	8	8	-	8	-	8	8	8	News Channel 8 at 6:00 (N)	NBC Nightly News (N) (HD)	Football Night in America (Live) (HD)		(:20) Sunday Night Football: Philadelphia Eagles at Los Angeles Rams from Los Angeles Memorial Coliseum (Live) (HD)					
	NBC 20	-	232	-	2	2	2	-	232	-	News (N)	Nightly News (N)	Football Night in America (Live) (HD)		(:20) Sunday Night Football: Philadelphia Eagles at Los Angeles Rams from Los Angeles Memorial Coliseum (Live) (HD)					
	FOX 13	13	13	13	-	13	-	13	13	13	FOX 13 6:00 News (N) (HD)		The 67th Annual Miss Universe Pageant A group of close to 100 women from various locations across the planet come together to compete for the coveted title of Miss Universe. (TVPG) (HD)						FOX13 10:00 News The top news stories are updated. (N) (HD)	
	FOX 36	-	-	-	4	4	4	-	-	-	Cars.TV (TVG) (R)	Homes (TVG) (R)	The 67th Annual Miss Universe Pageant Women from across the planet compete for coveted title of Miss Universe. (TVPG) (HD)						FOX 4 News at Ten Nightly news report. (N)	
	PBS 3	3	17	3	-	-	-	3	3	3	Pavlo: Live in Kastoria Guitar music atop of a mountain. (TVG) (R)			Pledge Programs	Masterpiece Fatherless sisters. (TVPG) (R)		Masterpiece: Victoria II: A Soldier's Daughter/The Green-Eyed Monster Impatience. (TVPG)			
	PBS 30	-	3	-	3	3	3	-	-	-	Pledge Programming Highlights encourage viewer support.				Masterpiece Fatherless sisters. (TVPG) (R)		Masterpiece: Victoria II: A Soldier's Daughter/The Green-Eyed Monster Impatience. (TVPG)			
	CW 46	-	-	-	6	21	6	-	-	-	Man (TVPG) (HD)	News (N) (HD)	Bang (TVPG) (HD)	Bang (TVPG) (HD)	iHeartRadio Jingle Ball 2018 Holiday celebration. (N) (HD)			Discontinued (N)	News at10pm (N) (HD)	
	CW 44	9	9	9	-	-	-	9	9	4	Mike (TV14) (HD)	Mike (TV14) (HD)	Girls (TV14) (HD)	Girls Irregular man.	iHeartRadio Jingle Ball 2018 Holiday celebration. (N) (HD)			Discontinued (N)	NCIS: New Orleans Drone pilot murder.	
	MYN 38	11	11	11	-	-	-	11	11	14	Wipeout Bad Buoys. (TVPG) (HD)		Feud (TVPG) (R)	Feud (TVPG) (R)	News Channel 8 News at 8pm (N)		Full Measure (N)	Seinfeld: The Deal	Elementary Cash on bodies. (TV14) (HD)	
	IND 32	12	12	12	-	38	-	4	4	12	Goldbergs: Agassi	Goldbergs (TV14)	Bang (TVPG) (HD)	Bang (TVPG) (HD)	Chicago P.D. Salvadoran officer. (TV14)		Chicago P.D.: Anthem Athlete's murdered.		Chicago P.D.: Sisterhood Burgess' sister.	
	ION 66	2	2	2	13	26	-	438	438	17	(5:00) A Royal Christmas Ball ('17)		A Prince for Christmas ('15, Romance) Prince falls for American waitress. (NR) (HD)				A Christmas in Royal Fashion ('18, Holiday) Prince hosts a fashion show. (NR)			
	WCLF 22	22	22	22	-	-	-	22	22	2	Watch Therefore	Youssef (TVG)	Real Life	The Great Awakning		Love Child (TVG)	Carroll Roberson	Jewish Jesus	Mark T. Barclay	Duplantis (TVG)
	WRXY 49	-	-	-	22	44	10	-	-	-	The Good Life		Perry (TVG) (N)	The Great Awakning		Retro	Saving the	Entertainment	The THREE	Reza Safa
	TLF 50	23	23	23	-	95	-	23	23	5	Política Ya	Noticiero Uni. (N)	Aquí y ahora Noticias. (N) (HD)		Fútbol Liga MX (Directo) (HD)				Crónicas (N) (HD)	
	UNIV 62	15	15	15	-	-	-	15	15	6	Yo, robot ('04, Ciencia ficción) ★★★ Will Smith. Un policía descubre que los robots violaron las leyes de la robótica.					Duro de matar 4.0 ('07, Thriller) ★★★ Un policía de N. York impide que un terrorista destruya la economía del país.				
CABLE	A&E	26	26	26	26	39	50	26	26	181	Ocean's Twelve ('04)		Ocean's Eleven ('01, Crime) ★★★½ Three casinos robbed					Ocean's Thirteen ('07, Crime) ★★★		
	AMC	56	56	56	56	30	53	62	62	231	National Lampoon's Christmas Vacation ('89) ★★★½ A klutz plans a holiday celebration.				(:15) Elf ('03) ★★★ A man who is raised by elves travels to New York to find his real father.				Elf ('03) Man raised as elf looks for his dad.	
	APL	44	44	44	44	36	68	44	44	130	Crikey! (TVPG) (R)		Crikey! (TVPG) (R)		Crikey! (TVPG) (N)		Amanda (TVPG) (N)		The Zoo (TVPG) (R)	
	BET	35	35	35	35	40	22	51	51	270	(5:00) Movie			Movie					To Be Announced Info unavailable.	
	BRAVO	68	68	68	68	254	51	65	65	185	Housewives (TV14)		Housewives (TV14)		Housewives (TV14)		Medicine (TV14) (R)		Dirty John: Shrapnel	
	COM	66	66	66	66	15	27	52	52	190	Dodgeball ('04) ★★★	South Prk Randy helps Sharon. (TVMA) (R)		S. Park (TVMA) (R)	S. Park (TVMA) (R)	S. Park Vape pens.	S. Park (TVMA) (R)	S. Park (TVMA) (R)	S. Park A jailbreak.	S. Park (TVMA) (R)
	DISC	40	40	40	40	25	43	43	43	120	Alaska: The Last Frontier Peril Island. (R)		Alaska: The Last Frontier: Earning Seven		Alaska: Last: Calling All Kilchers (TV14) (N)		Alaska: The Last Frontier (TVPG) (N) (HD)		The Last Alaskans: No Regrets (TVPG) (N)	
	E!	46	46	46	46	27	26	46	46	196	Bridesmds ('11, Comedy) ★★★ A lovelorn and broke maid of honor.						Bridesmds ('11, Comedy) Maid of honor. (R)			
	EWTN	243	243	243	12	243	17	243	243	285	Holy Hour		Journey (TVG)		Sunday	Catholics	Life (N)	Rosary	Theology (TVG) (N)	
	FOOD	37	37	37	37	183	76	88	88	164	Showdown (TVG) (R)		Holiday Ginger.: Elf		Showdown (TVG) (R)		Showdown (TVG) (N)		Holiday (TVG) (R)	
	FREE	55	55	55	55	10	46	58	58	199	Toy Story 3 ('10)	(:35) Dr. Seuss' How the Grinch Stole Christmas ('00, Holiday) ★★½ Mean Grinch plots to destroy Christmas. (PG)					(:15) Disney's A Christmas Carol ('09, Holiday) Jim Carrey. Mean old miser changes his life.			
	FX	51	51	51	51	58	49	34	34	53	(5:00) The Amazing Spider-Man ('12) ★★★ Andrew Garfield. Young man attains super powers.				The Amazing Spider-Man 2 ('14, Action) Andrew Garfield. Peter ignores fame as Spider-Man to find new foes targeting loves ones & NYC.					
	GSN	179	179	179	179	34	179	80	80	184	Feud	Feud	Feud	Feud	Feud	Feud	Feud	Feud	Feud	Feud
	HALL	5	5	5	17	137	73	86	86	240	Entertaining Christmas ('18, Holiday) Untalented daughter must prove self. (NR) (HD)				A Gingerbread Romance ('18, Holiday) Jordana Lajoie. Architect and baker build house.				A Shoe Addict's Christmas Holiday spirit.	
	HGTV	41	41	41	41	53	42	258	258	165	Beach	Beach	Beach	Beach	Life (N)	Life (N)	Bahamas	Bahamas	Island	Island
	HIST	81	81	81	81	33	65	126	126	128	Am. Picker (TVPG)		Am. Picker (TVPG)		American Pickers: Bonus Buys: Rockin' Picks Hidden hideaway. (N)					
	HSN	24	24	24	24	51	19	16	16	151	HSN (TVG) (HD)		HSN (TVG) (HD)		HSN (TVG) (HD)		HSN (TVG) (HD)		HSN (TVG) (HD)	

EVENING SUNDAY

KIDS NEWS SPORTS SPECIALS MOVIES

	DEC. 16	VEN	ENG	SAR	PC	ARC	SPG	SEB	LP	FIOS	6 PM	6:30	7 PM	7:30	8 PM	8:30	9 PM	9:30	10 PM	10:30
CABLE	LIFE	36	36	36	36	52	41	36	36	140	**Jingle Belle** A woman must work alongside her old boyfriend in a Christmas Eve Pageant.				**Hometown Christmas** ('18, Holiday) Beverley Mitchell. Live nativity does not go as planned.				(:03) **Christmas Around the Corner** ('18)	
	OWN	58	58	58	58	47	67	56	56	145	**Worst Cook** (TVG)		**Worst Cook** (TVG)		**Police** (TV14) (HD)		**Police** (TV14) (HD)		**Police** (TV14) (HD)	
	PRMT	57	57	57	57	29	63	54	54	54	**Bar Rescue** Family divided. (TVPG) (R) (HD)		**Bar Rescue** Punk rock owner. (TVPG) (R)		**Bad Santa** ('03, Comedy) A con man and his partner pose as Santa and his elf to rob stores.				**Bad Santa** ('03) Santa and his elf rob stores.	
	SYFY	67	67	67	67	253	64	55	55	180	(5:00) **Enemy of the State** ('98, Thriller) ★★★ Gene Hackman. A lawyer is framed for murder.				**Iron Man 3** ('13, Action) ★★★½ Robert Downey Jr., Gwyneth Paltrow. Tony Stark must protect the loved ones who are most important to him.					
	TBS	59	59	59	59	32	62	59	59	52	(5:00) **The Hunger Games: Mockingjay - Part 2** ('15) Attempt to liberate citizens of Panem.				**Bang** (TV14) (HD)	**Bang** (TV14) (HD)	**Bang** (TV14) (HD)	**Bang** (TVPG) (HD)	**Bang** (TV14) (HD)	**Bang** (TVPG) (HD)
	TCM	65	65	65	65	65	74	169	169	230	**The Third Man** An American novelist probes a friend's death in Vienna after World War II.				**Meet Me in St. Louis** ('44, Musical) ★★★½ Judy Garland. A Midwestern family deals with life.				**Little Women** ('94, Drama) Sisters grow up.	
	TLC	45	45	45	45	57	72	45	45	139	**90 Day Fiancé** Tasha kicked out. (TVPG) (N)				**90 Day Fiancé** (TVPG) (N) (HD)					
	TNT	61	61	61	61	28	55	61	61	51	**Star Wars: Episode VI: Return of the Jedi** ('83, Adventure) The Rebel Alliance prepares for a final confrontation with the Galactic Empire.						**Star Wars: The Force Awakens** ('15) Daisy Ridley. Rise of a new regime threatens galaxy.			
	TRAV	69	69	69	69	260	66	260	260	170	**Haunted** (TV14)		**Haunted** (TV14)		**Haunted** (TV14)		**Haunted** (TV14)		**Fear Woods** (TVPG)	
	TRUTV	63	63	63	63	50	30	60	60	183	**Adam Ruins**	**Adam Ruins**	**Jokers**	**Jokers**	**Jokers**	**Jokers**	**Jokers**	**Jokers**	**Jokers**	**Jokers**
	TVLND	62	62	62	62	31	54	57	57	241	**Reba**	**Reba**	**Reba**	**Reba**	**Loves Ray.**	**Loves Ray.**	**Loves Ray.**	**Loves Ray.**	**Men** (HD)	**Men** (HD)
	USA	34	34	34	34	22	52	35	35	50	**Law & Order: SVU** Soliciting rumor. (TV14)		**Law & Order: SVU** Church scandal. (TV14)		**Law & Order: SVU** Benson's son. (TV14)		**Law & Order: SVU** A female pundit. (TV14)		**Law & Order: SVU** An old friend. (TV14)	
	WE	117	117	117	117	117	117	117	117	149	**Law & Order:** Angel Baby kidnapped. (HD)		**Law & Order:** Blood Libel Yearbook clues.		**Law & Order:** Remand Rapist gets trial.		**Law & Order** Show horse killed. (TV14) (HD)		**Law & Order:** Trophy Copycat killer. (TVMA)	
	WGN	16	16	16	19	41	11	95	95	68	**Man** (TVPG) (HD)	**Man** (TVPG) (HD)	**Man:** Thanksgiving	**Man** Kyle's hat.	**Man:** All About Eve	**Man** (TVPG) (HD)	**Man** (TVPG) (HD)	**Man:** Taser (TVPG)	**Man** Dog breeding.	**Man** (TVPG) (HD)
SPORTS	ESPN	29	29	29	29	12	58	29	29	70	**SportsCenter** (N) (HD)		**SportsCenter** (N) (HD)		**SportsCenter** (N) (HD)		**30 for 30:** 42 to 1 (HD)		**Boxing Matches** (Replay)	
	ESPN2	30	30	30	30	6	59	30	30	74	**Boxing Matches** (Replay)		**Boxing** (Replay)	**Boxing** (Replay)		**Woj & Lowe** (HD)	**Football**	**Football**	**Football**	**Football**
	FS1	48	48	48	48	42	69	48	48	83	**Bball** (Live) (HD)	**UFC Fight Night:** Lee vs Iaquinta 2: from Fiserv Forum in Milwaukee (Taped) (HD)				**Face to Face** (N)	**Inside PBC Boxing** (N)		**PBC**	**PBC**
	FSN	72	72	72	72	72	56	66	66	77	**UFC Unleashed** Best of UFC. (TV14) (HD)		**World Poker Tour: King of the Club** (HD)		**World Poker Tour** (HD)		**UFC Main Event** (HD)		**World Poker Tour: King of the Club** (HD)	
	FSSUN	38	38	38	38	45	57	38	38	76	**NHL** (Replay) (HD)	**Lightning** (Live)	**NHL Hcky:** Tampa Bay Lightning at Winnipeg Jets from MTS Centre (Live) (HD)					**Lightning** (Live)	**Inside the Lightning:** Show Them, Marty	
	GOLF	49	49	49	49	55	60	49	49	93	**Golf Central** (HD)	**PGA Tour Golf:** PNC Father/Son Challenge: Day 2 (Replay) (HD)								**Golf Central** (HD)
	NBCSN	71	71	71	71	54	61	42	42	90	**World Cup** (Taped)		**Bobsled** (Taped)		**NASCAR Xfinity Series Award Show** (N)				**SI Person of the Year**	
KIDS	DISN	136	136	136	136	99	45	136	136	250	**Finding Nemo** A missing fish. (G)			(:45) **Finding Dory** ('16) ★★★½ Dory's parents.				**Christmas**	**Bizaard**	**Coop & Cam**
	NICK	25	25	25	25	24	44	25	25	252	**SpongeBob**	**SpongeBob**	**SpongeBob**	**SpongeBob**	**SpongeBob**	**The SpongeBob SquarePants Movie** ('04)				**Friends**
	TOON	80	80	80	80	46	20	57	87	257	**Chipmunks**	**Gumball**	**Gumball**	**Gumball**	**Gumball**	**Gumball**	**Fam Guy**	**Burgers**	**Dad** (HD)	**Fam Guy**
NEWS	CNBC	39	39	39	39	59	37		39	102	**Shark Tank** (TVPG)		**Shark Tank** (TVPG)		**Shark Tank** (TVPG)		**Deal or No** (R) (HD)		**Deal or No** (R) (HD)	
	CNN	32	32	32	32	18	38	39	32	100	**CNN Newsroom** (N)		**CNN Newsroom** (N)		**CNN Newsroom** (N)		**The Eighties** TV in the '80s. (R) (HD)			
	CSPN	18	18	18	18	37	12	96	96	109	**Newsmkr**	**Washington This Week** (R) (HD)			**Q&A** (R) (HD)		**Questions**	(:40) **Public Affairs Events** (R)		
	FNC	64	64	64	64	48	71	64	64	118	**Fox Report** (N) (HD)		**FOX News** (HD)		**Scandalous** (N) (HD)		**Next Revolution** (N)		**Life, Liberty** (N) (HD)	
	MSNB	83	83	83	83	185	40	82	82	103	**Meet the Press** (R)		**Kasie DC** Capitol Hill news. (N) (HD)				**Headliners** (N) (HD)		**This Happened** (N)	
	SNN	6	6	6	11	-	-	-	-		**SNN Eve**	**Eve @ 6:30**	**Aging G**	**Matter**	**Weekend**	**Weekend**	**Weekend**	**Weekend**	**Weekend**	**Weekend**
MUSIC	CMTV	47	47	47	47	35	24	37	37	221	**Jurassic Park III** ('01, Science Fiction) ★★½ Sam Neill. Dr. Grant searches for a lost boy. (HD)				**Jurassic Park** ('93, Science Fiction) ★★★½ Sam Neill, Laura Dern. A billionaire invites scientists to tour a park featuring living dinosaurs. (HD)					
	MTV	33	33	33	33	23	48	33	33	210	**Ridiculous** (TV14)	**Ridiculous** (TV14)	**Ridiculous** (TV14)	**Ridiculous** (TV14)	**Ridiculous** (TV14)	**Ridiculous** (TV14)	**Ridiculous** (TV14)	**Ridiculous** (TV14)	**Ridiculous** (TV14)	**Ridiculous** (TV14)
	VH1	50	50	50	50	43	23	50	50	217	**Selena** ('97) A popular Mexican-American singer begins as a child and becomes a superstar.				**The Wood** A nervous bridegroom and his best friends reminisce about growing up together.				**Love & Hip Hop** Rumors surface. (TV14) (R)	
PREMIUM	ENC	150	150	150	150	150	150	150	150	350	**The Wedding Planner** ('01) ★★ A successful wedding planner falls in love with a charming groom-to-be.			**Zombieland** ('09, Horror) Unlikely partners must survive zombie attacks to find the last place of refuge.			**Passengers** ('16, Adventure) ★★★ Jennifer Lawrence. Two passengers awaken too early and must save everyone on board a spaceship.			
	HBO	302	302	302	302	302	302	302	302	400	**Annabelle: Creation** ('17)	(:45) **There's Something About Mary** ('98, Comedy) ★★★ A man obsessed with a girl from high school hires a detective to find her. (R) (HD)				(:45) **Blockers** ('18, Comedy) ★★★ Leslie Mann, Ike Barinholtz. Three parents try to stop their daughters from losing virginity on prom night.				**Sally4Ever:** Episode 6 (N)
	HBO2	303	303	303	303	303	303	303	303	402	(5:30) **Brilliant** (TVMA) (HD)	**My Brilliant Friend:** La Promessa (The Promise) (TVMA) (HD)		(:45) **The Prestige** ('06) ★★★★ Two talented stage magicians become involved in a dangerous competition as each of them produces their own version of a startling new trick.					**Sally4Ever:** Episode 5 (HD)	**GoodFellas** ('90, Crime) (R)
	HBOS	304	304	304	304	304	304	304	304	404	(4:15) **Vanilla Sky** ('01) ★★★	(:35) **Kingsman: The Golden Circle** ('17, Action) ★★★ Taron Egerton, Colin Firth. The Kingsman unite with their American counterparts to battle a crime syndicate (R) (HD)					**He's Just Not That Into You** ('09, Comedy) ★★½ Ben Affleck. A needy woman receives advice from her friends about the dating scene. (HD)			
	MAX	320	320	320	320	320	320	320	320	420	(:55) **Die Hard 2** ('90, Action) ★★★ Bruce Willis, Bonnie Bedelia. John McClane battles terrorists who plan to take over Dulles Airport. (R) (HD)				**The Hitman's Bodyguard** ('17, Comedy) ★★★ Ryan Reynolds. A top protection agent must escort a master assassin to a critical trial. (R)				**Paycheck** ('03) ★★½ Man with erased memory must solve clues.	
	MMAX	321	321	321	321	321	321	321	321	422	(4:40) **Out of Sight** ('98) ★★★	(:45) **AVP: Alien vs. Predator** ('04, Science Fiction) ★★½ Sanaa Lathan. Two deadly alien races renew a centuries-old battle in Antarctica.				**Tour Bus** (TVMA) (HD)	**King Arthur: Legend of the Sword** ('17, Action) ★★★ A young man grows up on the streets following his father's sudden murder. (PG-13)			
	SHO	340	340	340	340	340	340	340	340	365	**Enemies: The President, Justice & The FBI** James Comey. (R)		**Ray Donovan:** The 1-3-2 Mac lays his cards on the table. (TVMA)		**Escape At Dannemora:** Part 4 Tilly tries to her best to avoid Lyle.		**Ray Donovan:** Who Once Was Dead Ray makes amends. (TVMA)		**Escape At Dannemora:** Part 5 The day of the escape arrives. (N)	
	TMC	350	350	350	350	350	350	350	350	385	**Extraordinary Measures** ('10, Drama) ★★½ Brendan Fraser. A couple discovers their children are dying from a rare genetic disorder. (PG)				**Artificial Intelligence: A.I.** ('01, Science Fiction) ★★★ Haley Joel Osment, Jude Law. A highly-advanced robotic boy that has the ability to love seeks to become real. (PG-13)				**The Space Between Us** ★★½	

SUNDAY

LATE NIGHT SUNDAY

DEC. 16

KIDS NEWS SPORTS SPECIALS MOVIES

		VEN	ENG	SAR	PC	ARC	SPG	SEB	LP	FIOS	11 PM	11:30	12 AM	12:30	1 AM	1:30	2 AM	2:30	3 AM	3:30	4 AM	4:30	5 AM	5:30
BROADCAST	ABC 26	-	-	-	7	11	7	-	-	-	News	ET (R) (HD)		Extra (R)		Rizzoli		World News (N)			News	News	News (N)	
	ABC 28	-	-	17	-	-	-	17	17	11	News	(:35) ET (N)		Paid	Paid	Paid	Paid	World News (N)			News	News	News	News
	ABC 40	7	7	7	10	7	-	-	-	7	News	Witness ('85, Drama) (R)				Mantrackr	Hiring	Military	World News (N)			News	News	News
	CBS 10	10	10	10	-	-	-	10	10	10	FBI	10 News	Osteen	Hagee	Paid	Paid	Paid	Paid	News		News	10 News	10 News	
	CBS 11	213	213	-	5	5	5		213	-	FBI	News11	Church	Brown	Whacked	Inside	House	News (N)			News	News	News (N)	
	NBC 8	8	8	8	-	8	-	8	8	8	Football	News	Show	Paid	Paid	Paid	Meet Press		Paid	50Plus	Early	News	News	News
	NBC 20	-	232	-	2	2	2	-	232	-	Football	News	Paid	Bones		Persn Int.		1st Lk	Meet Press		Early	News	News (N)	
	FOX 13	13	13	13	-	13	-	13	13	13	11 News		Depth	Game Day		Whacked	Judy	Judy	Access (N)		FOX13	News	News	News
	FOX 36	-	-	-	4	4	4	-	-	-	Minute	Game Day		TMZ (N)		Paid	Paid	Paid	Paid	Paid	Latino	News	News at 5A	
	PBS 3	3	17	3	-	-	-	3	3	3	Pledge Programming				Masterpiece Impatience.				Perform (TVG)			Ribbon	Tree of (R)	
	PBS 30	-	3	-	3	3	3	-	-	-	Pledge		Masterpc		Masterpiece Impatience.				Perform (TVG)			Ribbon	Tree of (R)	
	CW 46	-	-	-	6	21	6	-	-	-	Girls	Mother	Goldberg	Goldberg	Queens	Queens	Seinfeld	Seinfeld	Laughs	Laughs	Game	Game	Seinfeld	Seinfeld
	CW 44	9	9	9	-	-	-	9	9	4	NCIS: NO		Madam Sec.		Madam Sec.		Paid	Paid	Pawn	Family	Paid	Paid	Business	Paid
	MYN 38	11	11	11	-	-	-	11	11	14	Ride	Paid	Persn Int.		Listener		Paid	Paid	Rizzoli		Court (R)		Shepherd	
	IND 32	12	12	12	-	38	-	4	4	12	Matter	Money	Dateline		Paid	Paid	Paid	Paid	Paid	Paid	Paid	Paid	Wilkos (R)	
	ION 66	2	2	2	13	26	-	438	438	17	Snow White				Back to Christmas ('14)				Paid	Paid	Paid	Paid	Paid	Paid
	WCLF 22	22	22	22	-	-	-	22	22	2	Robison	Awakning	Awakning	CTNSpec	Fruit	THREE	Paid	Citylife	Good Life		Hoffman	Ministries	CTNSpec	Rippy
	WRXY 49	-	-	-	22	44	10	-	-	-	Convo		Life	Convo		Turning		Help	B.Gouley	Reign	Gaither		Higher	Fitness
	TLF 50	23	23	23	-	95	-	23	23	5	María	Noticiero	Rep. dep.		Cuentamelo		Al Punto		Crónicas		Sin Rollo		María	Noticiero
	UNIV 62	15	15	15	-	-	-	15	15	6	¡Ay Guey!		Me late chocolate ('13)				Tesoro perdido ('08)				Pagado	Pagado	Veredicto	
CABLE	A&E	26	26	26	26	39	50	26	26	181	Ocean ('07)		(:03) Ocean's Eleven ('01) ★★★½					(:34) Ocean's Thirteen ('07) ★★★					Paid	Paid
	AMC	56	56	56	56	30	53	62	62	231	Elf ('03) ★★★		(:15) Miracle ('04) Hockey underdogs.						White Christmas Holiday in Vermont.					
	APL	44	44	44	44	36	68	44	44	130	The Zoo		Amanda		Crikey! (R)		The Zoo		The Zoo		Crikey! (R)		Amanda	
	BET	35	35	35	35	40	22	51	51	270	Martin	Martin	Martin	Martin	TBA		Martin	Martin	J. Foxx	J. Foxx	J. Foxx	J. Foxx	Different	Different
	BRAV	68	68	68	68	254	51	65	65	185	Watch	Housewives		Dirty John		Housewives		Housewives		Watch	Paid	Paid	Paid	Paid
	COM	66	66	66	66	15	27	52	52	190	S. Park	S. Park	6 Days Air		S. Park	S. Park	S. Park	S. Park	S. Park	BoJack	S. Park	Key Peele	Paid	Paid
	DISC	40	40	40	40	25	43	43	43	120	Alaskan		Alaska (R)		Alaska (R)		Alaskans		Alaskan		St Outlaws		St Outlaws	
	E!	46	46	46	46	27	26	46	46	196	Bridesmd		Bride Wars ('09) ★★ (PG)				The Wedding Ringer				Kardashian		Kardashian	
	EWTN	243	243	243	12	243	17	243	243	285	Catholic	For Wom.	Mass		Litany of	Jeweller's Shop			At Home	Rosary	Messiah (TVG)			Holy Hour
	FOOD	37	37	37	37	183	76	88	88	164	Christmas		Showdown		Holiday (R)		Christmas		Showdown		Paid	Paid	Paid	Paid
	FREE	55	55	55	55	10	46	58	58	199	A Miracle on Christmas Lake ('16)						Paid	Paid	Paid	Paid	Paid	Paid	Reign	Life
	FX	51	51	51	51	58	49	34	34	53	The Amazing Spider-Man ('12) ★★★						Mike	Mike	Paid	Paid	Paid	Paid	Paid	Paid
	GSN	179	179	179	179	34	179	80	80	184	Cash Cab	Cash Cab	Feud	Feud	Baggage	Baggage	Baggage	Baggage	Emogen.	Decision	Paid	Paid	Paid	Paid
	HALL	5	5	5	17	137	73	86	86	240	A Shoe		Reunited at Christmas				Christmas ('16, Holiday)				The Sweetest ('17) (NR)			
	HGTV	41	41	41	41	53	42	258	258	165	Hunters	Hunters	Bahamas	Bahamas	Island	Island	Hunters	Hunters	Life	Life	Paid	Paid	Paid	Paid
	HIST	81	81	81	81	33	65	126	126	128	Bonus Buys		American Pickers: Bonus Buys: Rockin' Picks (R)								Paid	Paid	Paid	Paid
	LIFE	36	36	36	36	52	41	36	36	140	Christmas		(:01) Hometown ('18)				(:04) Christmas ('18)				Paid	Paid	Paid	Paid
	OWN	58	58	58	58	47	67	56	56	145	Police (HD)		Police (HD)		Police (HD)		Police (HD)		Police (HD)		48 Hours:		48 Hours:	
	PRMT	57	57	57	57	29	63	54	54	54	Bad Santa		Bar Rescue		Bar Rescue		Bar Rescue		Bar Rescue		Paid	Paid	Paid	Paid
	SYFY	67	67	67	67	253	64	55	55	180	Frost Fight! ('15)			He Man		Futurama	Futurama	Futurama	Futurama	Futurama	(:02) Robocroc ('13) ★			
	TBS	59	59	59	59	32	62	59	59	52	Guest Bk	Austin Powers ('97) ★★★				The Interview Tyrant targeted.					Austin Powers ('97) ★★★			
	TCM	65	65	65	65	65	74	169	169	230	Li'l Women		Passion of Joan of Arc				Children of Paradise ('45, Drama) Unrequited love.							
	TLC	45	45	45	45	57	72	45	45	139	Wedding		90 Day Fiancé (TVPG) (R) (HD)						Wedding		Lost Fam.		Lost Fam.	
	TNT	61	61	61	61	28	55	61	61	51	Star Wars		Star Wars: Episode IV ('77)					Preview	Charmed		Charmed		Charmed	
	TRAV	69	69	69	69	260	66	260	260	170	Haunted		Haunted		Fear Woods		Haunted		Haunted		Paid	Paid	Paid	Paid
	TRUTV	63	63	63	63	50	30	60	60	183	Jokers	Jokers	Carbonar	Carbonar	Carbonar	Carbonar	Laff Track	Laff Track	Laff Track	Laff Track	Paid	Paid	Paid	Paid
	TVLND	62	62	62	62	31	54	57	57	241	Queens	Queens	Queens	Queens	Men	Men	Goldberg	Goldberg	Ray.	Ray.	Golden	Golden	Golden	Golden
	USA	34	34	34	34	22	52	35	35	50	Family	Family	Family	Family	Psych: The Movie ('17)				Dateline		Dateline		Dateline	
	WE	117	117	117	117	117	117	117	117	149	Law & Ordr		Law & Ordr		Law & Ordr		Law & Ordr		Law & Ordr		Love After		Paid	Paid
	WGN	16	16	16	19	41	11	95	95	68	M*A*S*H	M*A*S*H	M*A*S*H	M*A*S*H	Persn Int.		Persn Int.		Persn Int.		Persn Int.		Paid	Paid
SPORTS	ESPN	29	29	29	29	12	58	29	29	70	Sports (N)		SC (N) (HD)		Sports (N) (HD)			Sports (HD)			Sports (HD)			Sports
	ESPN2	30	30	30	30	6	59	30	30	74	Drone (HD)		Drone (HD)		E:60 (HD)		TrueS.	TrueS.	TrueS.	TrueS.	Cornhole League (HD)			
	FS1	48	48	48	48	42	69	48	48	83	UFC Prelims: Lee vs. Iaquinta 2 (HD)						UFC Fight Night (HD)				College Bball (Replay)			
	FSN	72	72	72	72	72	56	66	66	77	Wrld Poker		To Be Announced					Marlins	Paid	Paid	Paid	Paid	Paid	Paid
	FSSUN	38	38	38	38	45	57	38	38	76	Fishing	Fishing	Fish Flats	NHL Hcky (Replay)				Lightning	Paid	Paid	Paid	Paid	Paid	Paid
	GOLF	49	49	49	49	55	60	49	49	93	PGA Tour: PNC Father/Son Challenge: Day 2 (HD)								Golf Cntrl	PGA (Replay) (HD)				
	NBCSN	71	71	71	71	54	61	42	42	90	Swimming (Taped)				Premier League (N)				Paid	Paid	Paid	Paid	Paid	Paid
NEWS	CNN	32	32	32	32	18	38	39	32	100	Nineties (R)				The 2000s		News (N)		News (N)		Early (N)		Early (N)	
	FNC	64	64	64	64	48	71	64	64	118	Scandalous		Revolution		Levin (R)		FOX News		MediaBuzz		FOX-Friend		FOX-Friend	
	MSNBC	83	83	83	83	185	40	82	82	103	Dateline		Lockup		Lockup		Dateline (TV14) (HD)				Kasie DC		First Look	
	SNN	6	6	6	11	-	-	-	-	-	Weekend	Archives	Paid	Paid	Paid	Paid	Paid	Paid	Weekend	Weekend	Weekend	Weekend	Weekend	Weekend
PREMIUM	ENC	150	150	150	150	150	150	150	150	350	(:59) House ('11)			(:36) Hot Rod ('07)			My Boss's ('03) ★★			T2: Trainspotting ('17)				Mercy
	HBO	302	302	302	302	302	302	302	302	400	Holmes (R)		Sally4Evr	(:40) Ready Player One ('18)					Sally4Evr	(:35) Icebox ('18)			Good Lie	
	HBO2	303	303	303	303	303	303	303	303	402	(10:30) GoodFellas ('90)				Analyze This ('99)			(:45) Funny People ('09) ★★★ (R)					Table 19	
	HBOS	304	304	304	304	304	304	304	304	404	(:15) The Mask ('94) ★★★				Get Him Greek			(:50) Pass 57 ('92)			(:20) Reign of Fire ('02)			
	MAX	320	320	320	320	320	320	320	320	420	Paycheck		Girls Trip ('17, Comedy)				Split Girls kidnapped.				(:05) Boiler Room ('00)			
	MMAX	321	321	321	321	321	321	321	321	422	Alien: Covenant ('17) (R)				Me, Myself & Irene ('00)				(:15) Beth Cooper ('09)				My Life (R)	
	SHO	340	340	340	340	340	340	340	340	365	Escape (R)		R. Donovan		Escape (R)		R. Donovan		The Untouchables ('87)				Agnostic	
	TMC	350	350	350	350	350	350	350	350	385	The Space ('17)			An Eye for Beauty ('14)				Martin Lawrence			(:15) Queen Desert ('16)			

MORNINGS WEEKDAY

KIDS | NEWS | SPORTS | SPECIALS | MOVIES

		VEN	E-N	SAR	PC	ARC	SPG	SEB	LP	FIOS	6 AM	6:30	7 AM	7:30	8 AM	8:30	9 AM	9:30	10 AM	10:30	11 AM	11:30
MONDAY DEC 17	AMC	56	56	56	56	30	53	62	62	231	Paid	Paid	Paid	Paid	Paid	Paid	All I Want for Christmas ('91)				Happy Feet	
	ENC	150	150	150	150	150	150	150	150	350	Mercy ('14) (R)		Dream House ('11) ★★½		(:34) Passengers ('16) ★★★ (HD)					Dick and Jane ('05) ★★½		
	HBO	302	302	302	302	302	302	302	302	400	Good Lie	(:50) All About Steve ('09) ★★ Lady's love for man is not returned.			5 Flights Up ('15, Drama) ★★½ Difficult move.			(:05) Operation Dumbo Drop ('95) ★★ Delivering elephant. (PG)				
	HBO2	303	303	303	303	303	303	303	303	402	Table 19	(:45) The Layover ('17)			Firewall ('06) Forced to hack.				The Mummy ('17) Ancient terror.			
	HBOS	304	304	304	304	304	304	304	304	404	Serena	Lucky You Big-league poker.				Brilliant ('18)		American Made DEA informer.				Say Her
	MAX	320	320	320	320	320	320	320	320	420	Romeo and Juliet ('13) A tragic love story of enemy families.				(:05) K-9 ('89) ★★½ Jim Belushi. Cop partners dog.			Everything Must Go ('11) Alcoholic tries to start his life over. (R)				Geostorm
	MMAX	321	321	321	321	321	321	321	321	422	My Life	(:50) The Danish Girl ('15) ★★ (R)				Thirteen Days ('01) 1962 missile crisis.					Lions ('07) ★★½	
	SHO	340	340	340	340	340	340	340	340	365	Agnostic	(:35) Back to School ('86) Rich guy in college.			(:15) School Ties ('92, Drama) A Jewish teen must hide his faith.				(:15) Rain Man ('88, Drama) ★★★½ A hustler kidnaps his brother.			
	TCM	65	65	65	65	65	74	169	169	230	Villain ('71, Crime) (R)			(:45) Rififi ('55, Crime) A daring robbery.					The Asphalt Jungle The heist.			
	TMC	350	350	350	350	350	350	350	350	385	Queen ('16)	(:25) The Cider House Rules ('00) ★★★ Man seeks adventure.				The House of Tomorrow ('18) Sheltered teen.			The Bone Collector ('99) Cop uses 'gift' to get in killer's mind.			
TUESDAY DEC 18	AMC	56	56	56	56	30	53	62	62	231	Paid	Paid	Paid	Paid	Paid	Paid	M*A*S*H		One Magic Christmas ('85) ★★½			Miracle
	ENC	150	150	150	150	150	150	150	150	350	Burlesque ★★½		Drumline ('02) Harlem drummer.				(:58) The Producers ('05) ★★★				(:15) Life ('17)	
	HBO	302	302	302	302	302	302	302	302	400	Surviving Christmas ('04) ★		Billie J. King: Pioneer (TVPG)		(:15) 17 Again ('09) ★★½ Man gets second chance to be young.				Dances with Wolves ('90) A soldier lives with the Lakota Sioux.			
	HBO2	303	303	303	303	303	303	303	303	402	Momentum	The Boy Downstairs			State of Play Conspiracy found.				Sugar Hill ★★½ Dealer wants out.			
	HBOS	304	304	304	304	304	304	304	304	404	(:20) Held Up ('00) ★★			(:50) He's Just Not That Into You ('09)					Kiss Kiss Bang ('05)			Pass 57
	MAX	320	320	320	320	320	320	320	320	420	Guilty as Sin A murder case.		(:05) Fried Green Tomatoes ('92, Drama) ★★★ Women bond.				(:20) Joe Somebody ('01) A man is humiliated by the office bully.				Psycho ('98) Motel madness.	
	MMAX	321	321	321	321	321	321	321	321	422	Date	(:35) Beerfest ('06) Beer games.					The Water Diviner Lost sons.				Hulk A monster is born.	
	SHO	340	340	340	340	340	340	340	340	365	Outrageous	Abandon A detective probes a disappearance.			(:10) Splash ('84, Comedy) Mermaid's tale of love & its hassles.				Anything Widower befriends trans prostitute.			Frances Ha
	TCM	65	65	65	65	65	74	169	169	230	Backfire ('50)		Alice Adams ('35) ★★★			(:45) The Nitwits ('35)			Swing Time A fine romance.			
	TMC	350	350	350	350	350	350	350	350	385	Jeff Lynne	(:45) Sorry For Your Loss ('18) Justin Bartha. Man buries dad.				This Isn't Funny ('15) Unlikely romance. (NR)			Pistols ('18)	The Longshots ('08, Family) ★★ Girl joins team.		
WEDNESDAY DEC 19	AMC	56	56	56	56	30	53	62	62	231	Paid	Paid	Paid	Paid	Paid	Paid	Buster (TVG)		12 Dogs of Christmas 2 ('12)			
	ENC	150	150	150	150	150	150	150	150	350	M:I-2	Underworld: Blood Wars ('17)				Paris Can Wait ('17) ★★			(:59) Tremors ('90) ★★★			Spider
	HBO	302	302	302	302	302	302	302	302	400	(5:00) The Prestige ('06) ★★★★		Conchords	(:45) Napoleon Dynamite ('04) Alienated teens.			Icebox ('18) A Honduran boy seeks out asylum.			(:50) The Mountain Between Us ('17, Drama)		
	HBO2	303	303	303	303	303	303	303	303	402	Bring It ('04) ★½		Short Time Killed on the job.				Gumbel (HD)		Christmas Carol ('84)			Sherlock
	HBOS	304	304	304	304	304	304	304	304	404	Dolphin Tale 2 ('14)			Jiejie	The Fugitive ('93) Doctor seeks killer.					(:25) Bleed Out ('18)		
	MAX	320	320	320	320	320	320	320	320	420	Off Air (HD)	The American President ('95, Romance) ★★★ Oval Office love.				Wilson ('17) Man tries to connect with daughter.			Shopgirl ('05, Drama) ★★½ Love triangle. (R) (HD)			Unforgetta
	MMAX	321	321	321	321	321	321	321	321	422	(:05) King Arthur: Legend ('17)				AVP: Alien vs. Predator ('04)				The Girl Next Door (R)			Me, Myself
	SHO	340	340	340	340	340	340	340	340	365	(5:15) Witness ('85, Drama)		(:15) Airport ('70, Drama) ★★½ Burt Lancaster. A bomber boards an airplane. (G)					(:35) Airport 1975 ('74, Thriller) ★★ Collision cripples jumbo jet.				Boys Club
	TCM	65	65	65	65	65	74	169	169	230	Private Lives ('31) ★★★			Rich Are Always ('32)			The Keyhole		Goose & Gander ('35)			Merry Wife
	TMC	350	350	350	350	350	350	350	350	385	The Dali	(:35) Shot ('17) Noah Wyle. Accidental gunshot.			(:05) Jeff Lynne's ELO: Wembley or Bust ('18) Special concert.				(:05) Bella Martha ('02) ★★★ A chef raises her stubborn niece.			
THURSDAY DEC 20	AMC	56	56	56	56	30	53	62	62	231	Paid	Paid	Paid	Paid	Paid	Paid	White Christmas Holiday in Vermont.					Miracle
	ENC	150	150	150	150	150	150	150	150	350	Ali ('01) Muhammad Ali's life. (R)				(:08) Along Came a Spider ('01)				(:53) Into the Blue ('05)			Changing
	HBO	302	302	302	302	302	302	302	302	400	Momentum Generatn ('18) A surfing crew pursues new goals.				(:05) Ghosts of Girlfriends Past ('09, Comedy)			(:45) U.S. Marshals ('98) ★★★ A marshal seeks an escaped fugitive. (PG-13) (HD)				
	HBO2	303	303	303	303	303	303	303	303	402	Step Up ('06) Two teens dance.				Pitch Perfect 3 ('17)			(:45) Icebox ('18) (HD)		Steve ('09) ★★		
	HBOS	304	304	304	304	304	304	304	304	404	Fahrenheit	Adam ('09) Man meets neighbor.				House of D ('04) ★★★			Dangerous Minds ('95)			Darkest
	MAX	320	320	320	320	320	320	320	320	420	(:10) Trouble No More ('18)		Romeo and Juliet ('13) A tragic love story of enemy families.				(:15) Judge Dredd ('95) ★★ A Street Judge is framed for murder.			(:55) Atomic Blonde ('17) ★★★		
	MMAX	321	321	321	321	321	321	321	321	422	Off Air	West Side Story Star-crossed lovers.					(:05) Courage Under Fire ('96)				Conspiracy	
	SHO	340	340	340	340	340	340	340	340	365	(5:30) Donnie Darko ('01) A troubled teenager.			(:25) Rain Man ('88, Drama) ★★★½ A hustler kidnaps his brother.				Double Jeopardy ('99) A man fakes his death to frame his wife.				Don't ('17)
	TCM	65	65	65	65	65	74	169	169	230	Stingaree ('34) ★★★ (NR)			Show Boat ('36) A singing star.				No Woman ★★		My Favorite Wife ('40)		
	TMC	350	350	350	350	350	350	350	350	385	(5:10) First Sunday ('08) ★½		Guardians of the Tomb ★★ Peculiar labyrinth.			(:35) Kepler's Dream ('16) ★★½ Girl searches.			(:05) The Hot Chick ('02) ★★½ Teen girl inhabits a crook's body.			
FRIDAY DEC 21	AMC	56	56	56	56	30	53	62	62	231	Paid	Paid	Paid	Paid	Paid	Paid	Christmas	Twas	Miracle on 34th Street ('47)			
	ENC	150	150	150	150	150	150	150	150	350	Eye Sky	Pumpkinhead ('89) ★★½			The War ('94) Kids face bullies.				Banger Sisters ('02)			Wilde
	HBO	302	302	302	302	302	302	302	302	400	Something Lord Made ('04)		The Good Lie ('14) ★★★ Orphaned Sudanese brought to America.				(:15) The Ghost Writer ('10, Thriller) ★★★ A writer probes a politician's life. (PG-13)					Terminal
	HBO2	303	303	303	303	303	303	303	303	402	Barbershop	(:25) Bring It On ('00)			Maze Runner: The Death Cure ('18)					Baghdad ER (TVMA)		
	HBOS	304	304	304	304	304	304	304	304	404	(:05) 5 Flights Up ('15)			(:40) Icebox ('18) (HD)			Blade Runner 2049 ('17) Blade runner search.					
	MAX	320	320	320	320	320	320	320	320	420	Hoffa ('92, Drama) ★★★ A man builds a powerful labor union. (R)				(:20) Shakespeare in Love ('99) ★★★ An actress disguises herself as a man. (R)				The 15:17 To Paris ('18) ★★ Tourists in danger.			
	MMAX	321	321	321	321	321	321	321	321	422	(:10) Avatar ('09) Sam Worthington. A new planet.						Sphere ('98) Undersea object.				(:10) Time ('96)	
	SHO	340	340	340	340	340	340	340	340	365	(5:15) Coyote Ugly ('00) ★★½		Moonstruck ('87, Comedy) A widow finds love.			(:45) Anything ('18) ★★½ Widower finds love. (R)			(:20) Bridget Jones's Baby ('16) ★★★ Bridget is pregnant. (R) (HD)			
	TCM	65	65	65	65	65	74	169	169	230	Naughty But Nice ('39)			Ten Little Indians ('66)			Dangerous Gnd. ('52)			Winter Meeting ('48) ★★		
	TMC	350	350	350	350	350	350	350	350	385	Guardians	The Rendezvous ('17) Plot to end mankind.			(:15) Breakdown ('97) A man searches for his kidnapped wife.				The Spanish Prisoner Executive helps FBI.			Chuck ('17)
											6 AM	6:30	7 AM	7:30	8 AM	8:30	9 AM	9:30	10 AM	10:30	11 AM	11:30

MONDAY - FRIDAY WEEKDAY MORNINGS

MONDAY - FRIDAY WEEKDAY MORNINGS

KIDS NEWS SPORTS **MORNINGS WEEKDAY** SPECIALS MOVIES

		VEN	ENG	SAR	PC	ARC	SPG	SEB	LP	FIOS	6 AM	6:30	7 AM	7:30	8 AM	8:30	9 AM	9:30	10 AM	10:30	11 AM	11:30
BROADCAST	ABC 26	-	-	-	7	11	7	-	-	-	News	News	Good Morning America				News	Extra	True Crime Files		The View	
	ABC 28	-	-	17	-	-	-	17	17	11	Action News		Good Morning America				Action News		Morning Blend		The View	
	ABC 40	7	7	7	10	7	-	-	-	7	News	News	Good Morning America				Suncoast View		Me Time	Funny	The View	
	CBS 10	10	10	10	-	-	-	10	10	10	(5:00) 10 News		CBS This Morning				Great Day Tampa		Let's Make Deal		Price Is Right	
	CBS 11	213	213	-	5	5	5		213	-	News	News	CBS This Morning				LIVE with Kelly		Let's Make Deal		Price Is Right	
	NBC 8	8	8	8	-	8	-	8	8	8	News		Today				Today Third		Daytime		News Channel	
	NBC 20	-	232	-	2	2	2	-	232	-	NBC2 News		Today				Today Third		Today		News	
	FOX 13	13	13	13	-	13	-	13	13	13	FOX13 News		FOX13 News		FOX13 News		FOX13 News		LIVE with Kelly		Wendy Williams	
	FOX 36	-	-	-	4	4	4	-	-	-	News at 6A		News at 7A		Fox 4 Morning		Pickler & Ben		Maury		Steve Wilkos	
	PBS 3	3	17	3	-	-	-	3	3	3	Peg	Arthur	Jet	Various		George	Luna!	Daniel	Daniel	Peterrific	Sesame	Splash
	PBS 30	-	3	-	3	3	3	-	-	-	Stretch	Arthur	Jet	Various		George	Luna!	Daniel	Daniel	Peterrific	Sesame	Splash
	CW 46	-	-	-	6	21	6	-	-	-	Access	Inside	News		News		News		Rachael Ray		Access Live	
	CW 44	9	9	9	-	-	-	9	9	4	Celebrity	Paid	DailyMail	Jerry Springer		Paternity	America	America	Paternity	Paternity	Couples	Couples
	MYN 38	11	11	11	-	-	-	11	11	14	News		News Channel 8 Today at 7:00				The 700 Club		The Doctors		Cityline	Millionre.
	IND 32	12	12	12	-	38	-	4	4	12	Dateline		Divorce	Divorce	Caught	Caught	STEVE		Steve Wilkos		True Crime Files	
	ION 66	2	2	2	13	26	-	438	438	17	Paid	Les	Leverage		Leverage		Leverage		Leverage		Criminal Minds	
	WCLF 22	22	22	22	-	-	-	22	22	2	Wommack	Bridges	Savelle	Meyer	Money	Reign	MacDonald	Bernis	Herman	Kaufmann	Life	Don Wilton
	WRXY 49	-	-	-	22	44	10	-	-	-	Wommack	The THREE	Reza	Reign	The Lamp	Les	Wommack	Meyer	Various	Paid	Life	AgDay
	TLF 50	23	23	23	-	95	-	23	23	5	Dice el dicho		Despierta América								Qué bonito amor	
	UNIV 62	15	15	15	-	-	-	15	15	6	Contacto dep.		Noticias	Política	Entre dos amore		La tierra prometida				El Rey David	
CABLE	A&E	26	26	26	26	39	50	26	26	181	Paid	Paid	The First 48		The First 48		The First 48		The First 48		Gangland	
	APL	44	44	44	44	36	68	44	44	130	Lone Star Law		Lone Star Law		Lone Star Law		Lone Star Law		Lone Star Law		Lone Star Law	
	BET	35	35	35	35	40	22	51	51	270	Showdown Faith		Jamie Foxx	Jamie Foxx	Prince	Prince	Prince	Prince	Payne	Payne	Payne	Payne
	BRAVO	68	68	68	68	254	51	65	65	185	Vanderpump		Vanderpump		Vanderpump		Dirty John		Below Deck		Below Deck	
	COM	66	66	66	66	15	27	52	52	190	Paid	Paid	'70s	'70s	'70s	'70s	'70s	'70s	'70s	Futurama	Futurama	Futurama
	DISC	40	40	40	40	25	43	43	43	120	Dirty Jobs		Dirty Jobs		Dirty Jobs		Dirty Jobs		Dirty Jobs		Dirty Jobs	
	E!	46	46	46	46	27	26	46	46	196	Botched		Botched		Botched		Botched		Botched		Botched	
	EWTN	243	243	243	12	243	17	243	243	285	Various	Various	Michael	Holy Name	Daily Mass		Living Right		Mother Angelica		WomenG	Rosary
	FOOD	37	37	37	37	183	76	88	88	164	Paid	Paid	Paid	Paid	Paid	Paid	Paid	Pioneer	Trisha's	Trisha's	Trisha's	Trisha's
	FREE	55	55	55	55	10	46	58	58	199	Meyer	Paid	Various	Movies	Movies				Movies			Movies
	FX	51	51	51	51	58	49	34	34	53	Paid	Paid	Movies				Movies					Mother
	GSN	179	179	179	179	34	179	80	80	184	Paid	Paid	Paid	HairLove	Match	Match	Match	Match	Deal or No Deal		Deal or No Deal	
	HALL	5	5	5	17	137	73	86	86	240	Movies				Movies				Home & Family			
	HGTV	41	41	41	41	53	42	258	258	165	Paid	Tiny House	House Hunters		Market	Market	Market	Market	Market	Market	Market	Market
	HIST	81	81	81	81	33	65	126	126	128	Paid	Paid	10 Things You		10 Things You		10 Things	Various				Various
	HSN	24	24	24	24	51	19	16	16	151	Home Shopping		Home Shopping		Home Shopping		Home Shopping		Home Shopping		Home Shopping	
	LIFE	36	36	36	36	52	41	36	36	140	Paid	Life	Meyer	Balancing	Movies				Movies			
	OWN	58	58	58	58	47	67	56	56	145	Dateline on OWN		Dr. Phil		Dr. Phil		Dr. Phil		Dr. Phil		Dr. Phil	
	PRMT	57	57	57	57	29	63	54	54	54	Paid	Paid	Paid	Paid	Bar Rescue		Bar Rescue		Bar Rescue		Bar Rescue	
	QVC	14	14	14	9	14	13	12	12	150	Gift Guide						Holidays with Carolyn					
	SYFY	67	67	67	67	253	64	55	55	180	Krypton		Krypton		Movies				Movies			
	TBS	59	59	59	59	32	62	59	59	52	Loves Ray.	Loves Ray.	Queens	Queens	Queens	Queens	Seinfeld	Seinfeld	Seinfeld	Friends	Friends	Friends
	TLC	45	45	45	45	57	72	45	45	139	Say Yes	Say Yes	Say Yes	Say Yes	Say Yes	Say Yes	Say Yes	Say Yes	Say Yes	Say Yes	Say Yes	Say Yes
	TNT	61	61	61	61	28	55	61	61	51	Charmed		Charmed		Charmed		Charmed		Supernatural		Supernatural	
	TRAV	69	69	69	69	260	66	260	260	170	Paid	Paid	Paid	Paid	The Underworld		The Underworld		The Underworld		The Underworld	
	TRUTV	63	63	63	63	50	30	60	60	183	Paid	Paid	Paid	Hack My	Hack My	Hack My	Hack My	Hack My	Jokers	Jokers	Jokers	Jokers
	TVLAND	62	62	62	62	31	54	57	57	241	Paid	Paid	Paid	Paid	Paid	Paid	Andy	Andy	(:14) Andy Griffith		(:51) Bonanza	
	USA	34	34	34	34	22	52	35	35	50	Chrisley	Chrisley	Chrisley	Chrisley	Chrisley	Chrisley	Chrisley	Chrisley	SVU		SVU	
	WE	117	117	117	117	117	117	117	117	149	Paid	Paid	Paid	Paid	Paid	Paid	Paid	Paid	Law & Order		Law & Order	
	WGN	16	16	16	19	41	11	95	95	68	Know Cse	Reign	Les	Meyer	Creflo	Paid	Murdr She Wrote		Murdr She Wrote		Murdr She Wrote	
SPORTS	ESPN	29	29	29	29	12	58	29	29	70	SportsCenter		SportsCenter		Get Up!				First Take			
	ESPN2	30	30	30	30	6	59	30	30	74	Golic and Wingo				SportsCenter		SportsCenter		Get Up!			
	FS1	48	48	48	48	42	69	48	48	83	TMZ Sports	First Things First With Cris Carter and Nick Wright						Skip and Shannon: Undisputed					
	FSN	72	72	72	72	72	56	66	66	77	To Be Announced				Marlins	Marlins	To Be Announced				Focused	Spotlight
	FSSUN	38	38	38	38	45	57	38	38	76	Florida	O'Neill	Olymp. Fla	Headlines	FiTV	Seminole	Golf Classic		Golf Dest.	Endlss Glf	18 Holes	Jimmy
	GOLF	49	49	49	49	55	60	49	49	93	Golf Central		Morning Drive				Morning Drive				Best	Skill Code
	NBCSN	71	71	71	71	54	61	42	42	90	Paid	Paid	Pro Football Talk				The Dan Patrick Show					
KIDS	DISN	136	136	136	136	99	45	136	136	250	Puppy	Puppy	Mickey	Fancy	Vampirina	Muppet	Puppy	Puppy	DuckTales	Big City	Raven	Raven
	NICK	25	25	25	25	24	44	25	25	252	Lopez	Lopez	Sponge	Sponge	PAW	PAW	Peppa Pig	Umizoomi	Guppies	Guppies	Top Wing	PAW
	TOON	80	80	80	80	46	20	57	87	257	Gumball	Gumball	Gumball	Gumball	Titans	Titans	Titans	Titans	Gumball	Gumball	Gumball	Gumball
NEWS	CNBC	39	39	39	39	59	37		39	102	Squawk Box						Squawk on the Street				Squawk Alley	
	CNN	32	32	32	32	18	38	39	32	100	(:59) New Day		New Day		New Day		CNN Newsroom		CNN Newsroom		At This Hour	
	CSPN	18	18	18	18	37	12	96	96	109	(3:00) Public		Washington Journal						Public Affairs Events			
	FNC	64	64	64	64	48	71	64	64	118	FOX & Friends						America's Newsroom					
	MSNBC	83	83	83	83	185	40	82	82	103	Morning Joe						MSNBC Live		MSNBC Live		MSNBC Live	
	SNN	6	6	6	11	-	-	-	-	-	News	News	News	News	News	News	Pickler & Ben		SNN Mid.	SNN Mid.	Paid	SNN Mid.

KIDS NEWS SPORTS

AFTERNOONS WEEKDAY

SPECIALS MOVIES

		VEN	E-N	SAR	PC	ARC	SPG	SEB	LP	FIOS	12 PM	12:30	1 PM	1:30	2 PM	2:30	3 PM	3:30	4 PM	4:30	5 PM	5:30
MONDAY DEC 17	AMC	56	56	56	56	30	53	62	62	231	**Happy Feet** ('06) ★★★			**Ice Age: The Meltdown** ('06)				**Rudolph** ('76)		**Without Santa** (TVG)		
	ENC	150	150	150	150	150	150	150	150	350	(:06) **Planes** ('13) ★★½			(:40) **Producers: Movie Musical** ('05)					**Dream House** ('11) ★★½			**T2** (R)
	HBO	302	302	302	302	302	302	302	302	400	(:55) **Megamind** ('10) Will Ferrell. Super-villain.			**Momentum Generatn** ('18) A surfing crew pursues new goals.				(:35) **Pacific Rim: Uprising** ('18) ★★½ A new Kaiju threat (PG-13)				**Raider** ('18)
	HBO2	303	303	303	303	303	303	303	303	402	**Practical Magic** ('98)			**Fargo** Mistakes and murder. (R)				**Icebox** ('18, Drama)			**VICE** (TVMA)	
	HBOS	304	304	304	304	304	304	304	304	404	**Say Her Name** ('18)			**Dangerous Minds** ('95)			(:15) **Without a Trace** ('83) ★★½				**Surviving** ('04)	
	MAX	320	320	320	320	320	320	320	320	420	(11:30) **Geostorm** ('17) ★★½ Climate disasters.			(:25) **The Jackal** ('97) ★★½ A criminal is released to hunt another.				**The Siege** ('98, Thriller) ★★½ Terrorists attack New York. (R) (HD)				**Collateral**
	MMAX	321	321	321	321	321	321	321	321	422	**Lions**	**The Beguiled** Tense rivalries.				**Greatest Game Played** ('05)				**Fate of Furious** ('17)		
	SHO	340	340	340	340	340	340	340	340	365	**Rain Man**	**Meet the Parents** ('00) ★★★ A man meets his girlfriend's parents.				**Meet the Fockers** ('04) ★★½ Focker's in-laws meets his parents.				**Bad Grandmas** ('17, Comedy) Killer grannies.		
	TCM	65	65	65	65	65	74	169	169	230	**Kansas City** ('52) ★★★			**Season**		**The Getaway** ('72, Drama) ★★½				(:15) **High Sierra** ('41, Drama)		
	TMC	350	350	350	350	350	350	350	350	385	**Jeff Lynne's ELO: Wembley or Bust** ('18) Special concert. (NR)			**The Cider House Rules** A man sets out to explore the world.						(:10) **Rush: Time Stand Still** ('16) Prog band's history. (NR) (HD)			
TUESDAY DEC 18	AMC	56	56	56	56	30	53	62	62	231	(11:30) **Miracle** ('04) Hockey underdogs.					**Mr. Popper's Penguins** ('11)				**Willy Wonka** ('71) ★★★½		
	ENC	150	150	150	150	150	150	150	150	350	**Life** ('17) ★★★		**Fantastic Four** ('05)			**Burlesque** ('10) ★★½ Becoming a dancer.				(:51) **M:I-2** ('00)		
	HBO	302	302	302	302	302	302	302	302	400	**Dances with Wolves** ('90)		**First Look**	(:25) **Reign of Fire** ('02) ★★½ Dragons rule Earth.			(:10) **Rampage** ('18, Action) Giant animals wreak havoc on a city.			**Icebox** Boy seeks asylum.		
	HBO2	303	303	303	303	303	303	303	303	402	**Away We Go** Expecting couple.				**Brilliant** ('18)		**The Greatest Showman** ('17)			**VICE**	**Annabelle**	
	HBOS	304	304	304	304	304	304	304	304	404	**Pass 57** ('92)		(:15) **I Heart Huckabees** ('04) (R)				(:05) **Killer Robots** ('18)			**The Post** ('18, Drama)		
	MAX	320	320	320	320	320	320	320	320	420	**Psycho** ★★	(:45) **The Bourne Supremacy** ('04) Bourne is framed for murder.				**John Wick: Chapter 2** ('17) John Wick comes out of retirement.				**The 15:17 To Paris** ('18) ★★ Tourists in danger.		
	MMAX	321	321	321	321	321	321	321	321	422	**Hulk**	(:45) **Hannibal** ('01) ★★★ Killer returns. (R)					**Atomic Blonde** ('17, Action) ★★★			**Self/Less** ('15)		
	SHO	340	340	340	340	340	340	340	340	365	(11:35) **Frances Ha** ('13) ★★★		**Pearl Harbor** ('01, Action) A love triangle divides old friends as they fly into battle in World War II.						**Pirates of the Caribbean: At World's End** ('07) All-pirate war.			
	TCM	65	65	65	65	65	74	169	169	230	**Quality Street** ('37) ★★			(:45) **Vivacious Lady** ('38) ★★★				**Gunga Din** Men fight in India.				**Woman Yr.**
	TMC	350	350	350	350	350	350	350	350	385	**Cradle of Champions** ('18) Amateur boxing.			(:45) **Sorry For Your Loss** ('18) Justin Bartha. Man buries dad.				**Punching Henry** ('17, Comedy) Aspiring comic.		**Exposure** ★½ An ancient evil.		
WEDNESDAY DEC 19	AMC	56	56	56	56	30	53	62	62	231	**12 Dogs**	(:45) **Uncle Buck** ('89) Babysitting uncle.					**Planes, Trains and Auto** ('87)			**Jingle All** ('96)		
	ENC	150	150	150	150	150	150	150	150	350	**Along Spider** ('01) ★★½			(:24) **X-Men: Last** ('06)			**Paint Your Wagon** ('69) Wife sharing.					**Underworld**
	HBO	302	302	302	302	302	302	302	302	400	**Mountain**	(:45) **My True Brilliant Friend** ('18) (HD)			**Evita** ('96, Musical) ★★½ Eva Peron rises to fame and fortune.				**Four Christmases** ('08) Unwelcome reunions.			**Momentum**
	HBO2	303	303	303	303	303	303	303	303	402	(11:40) **Sherlock Holmes** ('09)				**Wonder Woman** ('17) Amazon heroine.					(:35) **VICE** (TVMA) (HD)		
	HBOS	304	304	304	304	304	304	304	304	404	**Heaven Can Wait** ('78)			**Say Her Name: The Life** ('18)					(:25) **Maze Runner:** ('18, Action)			**Blind Side**
	MAX	320	320	320	320	320	320	320	320	420	(11:50) **Unforgettable** ('17) ★★ Extreme jealousy.			**Born on the Fourth of July** ('90) ★★★ A veteran becomes an anti-war activist. (R)					(:55) **Girls Trip** ('17) ★★★ Four friends have party-filled weekend.			
	MMAX	321	321	321	321	321	321	321	321	422	(11:50) **Me, Myself** ('00)			**Snatched** Jungle misadventure.					(:25) **Stratton** ('18) ★★ (R)		**Taps** ('81) ★★½	
	SHO	340	340	340	340	340	340	340	340	365	**Billionaire Boys Club** ('18) Deadly scheme. (R)			**Baby Driver** ('17) ★★★½ Getaway driver involved in doomed heist.				**Meet the Fockers** ('04) ★★½ Focker's in-laws meets his parents.			**Home Again**	
	TCM	65	65	65	65	65	74	169	169	230	**Merry Wife**	**Woman Against** ('38)			**In Name Only** ('39) ★★				(:45) **Affectionately Yours** ('41)			**Never Say**
	TMC	350	350	350	350	350	350	350	350	385	**Season of the Witch** ('11) 14th century knight.			**Dead Draw** Four criminals try to escape past.			**Lady Psycho Killer** ('15) Lover chases killer.			**The Tribes of Palos Verdes** ★★ Inner strength.		
THURSDAY DEC 20	AMC	56	56	56	56	30	53	62	62	231	**Miracle on 34th Street** ('47)				**Gremlins** ('84) ★★★ Critters invasion. (PG)					**Chocolate Factory** ★★★		
	ENC	150	150	150	150	150	150	150	150	350	**Changing Lanes** ('02)			**Easy A** ★★★ Virginity lie.			**Max. Overdrive** ('86) ½			(:42) **Into the Blue** ('05)		
	HBO	302	302	302	302	302	302	302	302	400	**VICE:** Special Report: The Panic Artists (R)			**Inception** ('10, Science Fiction) ★★★★ Entering dreams and stealing ideas. (PG-13)					**Bleed Out** ('18, Documentary) (HD)		**Orient** ('17)	
	HBO2	303	303	303	303	303	303	303	303	402	**Steve** ('09) ★★		**Rampage** ('18, Action)			**First Look**	**Funny People** ('09) Looking at his life.				**Ready One**	
	HBOS	304	304	304	304	304	304	304	304	404	**Darkest Hour** Invasion looms.				**Brilliant** ('18)		**Taken** Teen kidnapped.			(:45) **Man on Fire** ('04)		
	MAX	320	320	320	320	320	320	320	320	420	**Atomic** ('17)	(:50) **Repo Men** ('10) ★★½ Corporate agents repossess organs. (R)				(:45) **The Client** ('94) Boy in danger after hearing mob secrets.				(:50) **Thoroughbreds** ('18) ★★★ Friends reunite.		
	MMAX	321	321	321	321	321	321	321	321	422	**Consp. Theory** ('97) (R)			**12 Strong** ('18) Post 9/11 battle.					(:40) **Clash of the Titans** ('10)			**Future**
	SHO	340	340	340	340	340	340	340	340	365	**Don't Knock Twice** ('17) ★★	(:05) **The Girl on the Train** ('16) Emily Blunt. Shocking mystery.					**What's Eating Gilbert Grape** ('94, Drama) Find time for life.			**The Death of Stalin** ('17) ★★★		
	TCM	65	65	65	65	65	74	169	169	230	**A Guy Named Joe** ('43) ★★★				(:15) **Anna and the King of Siam** ('46)					**Hard to Get** ('38) ★★		
	TMC	350	350	350	350	350	350	350	350	385	**The Hundred-Foot Journey** Conflict arises from culture clash.				(:05) **Walking Out** ('17, Drama) Hunting mishap.			(:45) **The Cider House Rules** ('00, Drama) A man sets out to explore the world.				
FRIDAY DEC 21	AMC	56	56	56	56	30	53	62	62	231	**To Grandmother's House** ('92)				(:15) **Jack Frost** (TVG)			**Rudolph** ('76)		**Without Santa** (TVG)		
	ENC	150	150	150	150	150	150	150	150	350	**Wilde Wedding** ('17) ★★			(:27) **Stomp the Yard** ('07) ★★				(:24) **Leap Year** ('10)			**The War** ('94)	
	HBO	302	302	302	302	302	302	302	302	400	(11:30) **The Terminal** ('04) ★★★ Living in airport.			(:45) **Surviving Christmas** ('04) ★ Family rented.			(:20) **Jane Fonda in Five Acts** ('18) A deep examination of Jane Fonda's life.					**Wonder**
	HBO2	303	303	303	303	303	303	303	303	402	(:55) **Annabelle** ('17) (R)			(:50) **Real Sports** (HD)			**Momentum Gen** ('18)			(:45) **Blockers** ('18) ★★★		
	HBOS	304	304	304	304	304	304	304	304	404	**Fahrenheit 451** ('18)			**Game Night** A murder mystery.				(:25) **17 Again** ('09) ★★½		**Simon** ('18)		
	MAX	320	320	320	320	320	320	320	320	420	**Split** ('17, Thriller) ★★★½ Mentally ill man kidnaps three girls. (HD)				**The Hitman's Bodyguard** ('17, Comedy) Escorting assassin. (R)				**Kong: Skull Island** ('17) Expedition enters realm of monsters.			
	MMAX	321	321	321	321	321	321	321	321	422	**A Time to Kill** ('96) ★★★			**Sinister 2** Rural home haunted.					(:25) **Final** ('09)		**Alien: Covenant** ('17)	
	SHO	340	340	340	340	340	340	340	340	365	**Baby** ('16)	**Goodland** ('18, Drama) ★★★ Small town murder.			**Vacancy** A couple in a motel is being watched.			**Jeff Beck: Still on the Run** ('18, Drama) (NR)			**Agnostic Front** ('17) ★★★★	
	TCM	65	65	65	65	65	74	169	169	230	**Meeting**	**Snow Birds**	**Snow Under**		**Ice Follies 1939** ('39)			**Canadian**	**Anna Karenina** Forbidden love.			
	TMC	350	350	350	350	350	350	350	350	385	(11:50) **Chuck** ('17) ★★★ Fame gained & lost. (R)			**Across the Line** ('16) ★★ Black hockey player.			**Are We Done Yet?** ('07) ★½ Costly dream home.			(:35) **Are We There Yet?** ('05) Brats on roadtrip.		

MONDAY - FRIDAY WEEKDAY MORNINGS

MONDAY - FRIDAY WEEKDAY MORNINGS

AFTERNOONS WEEKDAY

KIDS NEWS SPORTS SPECIALS MOVIES

		VEN	ENG	SAR	PC	ARC	SPG	SEB	LP	FIOS	12 PM	12:30	1 PM	1:30	2 PM	2:30	3 PM	3:30	4 PM	4:30	5 PM	5:30
BROADCAST	ABC 26	-	-	-	7	11	7	-	-	-	The Doctors		GMA Day		General Hospital		Mom	Men	STEVE		Ellen DeGeneres	
	ABC 28	-	-	17	-	-	-	17	17	11	Pickler & Ben		GMA Day		General Hospital		Minute	Minute	The Now		News 5:00	News 5:30
	ABC 40	7	7	7	10	7	-	-	-	7	News	News	GMA Day		General Hospital		Rachael Ray		News	Millionre.	News	News
	CBS 10	10	10	10	-	-	-	10	10	10	News	Young Restless		Bold	The Talk		Daily	Daily	Dr. Phil		10 News	10 News
	CBS 11	213	213	-	5	5	5		213	-	News	Young Restless		Bold	The Talk		Dr. Phil		News 4pm		News	News
	NBC 8	8	8	8	-	8	-	8	8	8	Today		Days Our Lives		Rachael Ray		Ellen DeGeneres		News		News	News
	NBC 20	-	232	-	2	2	2	-	232	-	News		Days Our Lives		The Dr. Oz Show		NBC2 News		News		News	News
	FOX 13	13	13	13	-	13	-	13	13	13	FOX13 News		The Real		TMZ Live		Judy	Judy	News	News	News	News
	FOX 36	-	-	-	4	4	4	-	-	-	Judy	Caught	People's Court		Daily	Judy	Bench	Bench	Judy	Judy	The Now	
	PBS 3	3	17	3	-	-	-	3	3	3	Amanpour & Co.		Masterpiece				Cat	Various		Squad	Squad	Europe
	PBS 30	-	3	-	3	3	3	-	-	-	Cook's	Kitchen	Painting	Sew It All	Dino	Super	Cat	Various		Squad	Squad	Arthur
	CW 46	-	-	-	6	21	6	-	-	-	Millionre.	Millionre.	Jerry Springer		Face Truth	Face Truth	DailyMail	DailyMail	Wendy Williams		Man	Man
	CW 44	9	9	9	-	-	-	9	9	4	Justice	Justice	Bench	Bench	Jerry Springer		Jerry Springer		Mike	Mike	Queens	Queens
	MYN 38	11	11	11	-	-	-	11	11	14	Feud	Funny	Mablean	Mablean	Judge Mathis		People's Court		Maury		Maury	
	IND 32	12	12	12	-	38	-	4	4	12	Cheaters	Cheaters	Man	Man	Face Truth	Face Truth	Steve Wilkos		Game	Game	Family	Family
	ION 66	2	2	2	13	26	-	438	438	17	Criminal Minds		Criminal Minds		Criminal Minds		Criminal Minds		Criminal Minds		Criminal Minds	
	WCLF 22	22	22	22	-	-	-	22	22	2	Reign	Les	Rippy	Various	Jim Bakker		The 700 Club		Your Health		Herman	Ward Bond
	WRXY 49	-	-	-	22	44	10	-	-	-	Reza	News	The 700 Club		Your Health		Jim Bakker		Homecoming		Herman	Rippy
	TLF 50	23	23	23	-	95	-	23	23	5	Noticiero	Vecinos	LIKE, la leyenda		Dice el dicho		Salvajes		(:59) El gordo		Primer impacto	
	UNIV 62	15	15	15	-	-	-	15	15	6	Hoy		Lo imperdonable				Laura		El Chavo		Por ella soy Eva	
CABLE	A&E	26	26	26	26	39	50	26	26	181	Gangland		Gangland		Gangland		The First 48		The First 48		The First 48	
	APL	44	44	44	44	36	68	44	44	130	Lone Star Law		Lone Star Law		Lone Star Law		Lone Star Law		Lone Star Law		Lone Star Law	
	BET	35	35	35	35	40	22	51	51	270	Browns	Browns	Browns	Browns	(:20) Browns		black-ish	black-ish	black-ish	black-ish	Payne	Payne
	BRAVO	68	68	68	68	254	51	65	65	185	Below Deck		Below Deck		Below Deck		Below Deck		Below Deck		Below Deck	
	COM	66	66	66	66	15	27	52	52	190	(:20) Futurama		Futurama	Futurama	Cleve. Shw	Cleve. Shw	Cleve. Shw	Cleve. Shw	Office	Office	Office	Office
	DISC	40	40	40	40	25	43	43	43	120	Dirty Jobs		Dirty Jobs		Dirty Jobs		Dirty Jobs		Deadliest Catch		Deadliest Catch	
	E!	46	46	46	46	27	26	46	46	196	E! News: Daily		Kardashian	Kardashians		Kardashians		Kardashians		Movie		
	EWTN	243	243	243	12	243	17	243	243	285	Daily Mass		EWTN Pro-	Various	Fr. Mitch Pacwa		Reflection	Holy Name	Saints	Jesus	Choices	Various
	FOOD	37	37	37	37	183	76	88	88	164	Trisha's	Trisha's	Pioneer	Pioneer	Chopped Junior		Chopped		Chopped		Chopped	
	FREE	55	55	55	55	10	46	58	58	199	Movie			Movie				Movie				Movie
	FX	51	51	51	51	58	49	34	34	53	Mother	Mother	Mother	Mike	Mike	Mike	Mike	Movie				Movie
	GSN	179	179	179	179	34	179	80	80	184	Wheel	Wheel	Match	Match	Catch	Catch	The Chase		Caroline	Feud	America	America
	HALL	5	5	5	17	137	73	86	86	240	Home & Family				Movie				Movie			
	HGTV	41	41	41	41	53	42	258	258	165	Fixer Upper		Fixer Upper		Fixer Upper		Fixer Upper		Fixer Upper		Fixer Upper	
	HIST	81	81	81	81	33	65	126	126	128	Various			Various				Oak Island		Oak Island		Oak Island
	HSN	24	24	24	24	51	19	16	16	151	Home Shopping		Home Shopping		Home Shopping		Home Shopping		Home Shopping		Home Shopping	
	LIFE	36	36	36	36	52	41	36	36	140	Movie				Movie				Movie			
	OWN	58	58	58	58	47	67	56	56	145	Dr. Phil		Dr. Phil		Dr. Phil		Dr. Phil		Police Women		Police Women	
	QVC	14	14	14	9	14	13	12	12	150	Bose Sound		Must-Have Gifts						Gift Guide			
	PRMT	57	57	57	57	29	63	54	54	54	Bar Rescue		Bar Rescue		Roseann	Roseann	Roseann	Roseann	Mom	Mom	Mom	Mom
	SYFY	67	67	67	67	253	64	55	55	180	Movie				Movie					Movie		
	TBS	59	59	59	59	32	62	59	59	52	Friends	Friends	Friends	Friends	Friends	Friends	Friends	Friends	Dad	Dad	Dad	Dad
	TLC	45	45	45	45	57	72	45	45	139	7 Little		7 Little		7 Little		7 Little		7 Little		7 Little	
	TNT	61	61	61	61	28	55	61	61	51	Supernatural		Supernatural		Supernatural		Movie					Movie
	TRAV	69	69	69	69	260	66	260	260	170	Josh Gates		Josh Gates		Josh Gates		Exp. Unknown		Exp. Unknown		Exp. Unknown	
	TRUTV	63	63	63	63	50	30	60	60	183	Jokers	Jokers	Adam Ruin	Adam Ruin	Carbonar	Carbonar	Carbonar	Carbonar	Jokers	Jokers	Jokers	Jokers
	TVLAND	62	62	62	62	31	54	57	57	241	Gunsmoke		Gunsmoke		Gunsmoke		Gunsmoke		Andy	Andy	Andy	M*A*S*H
	USA	34	34	34	34	22	52	35	35	50	SVU		SVU		SVU		SVU		SVU		SVU	
	WE	117	117	117	117	117	117	117	117	149	Law & Order		Law & Order		Law & Order		Law & Order		Law & Order		Law & Order	
	WGN	16	16	16	19	41	11	95	95	68	Heat of Night		Heat of Night		Heat of Night		Heat of Night		Blue Bloods		Blue Bloods	
SPORTS	ESPN	29	29	29	29	12	58	29	29	70	SportsCenter		Outside	NFL Live			NBA: The Jump		High Noon	Highly	Horn	Interruptn
	ESPN2	30	30	30	30	6	59	30	30	74	First Take				Jalen & Jacoby		NFL Live			College	High Noon	Highly
	FS1	48	48	48	48	42	69	48	48	83	The Herd with Colin Cowherd				Match Day	German Bundesliga Soccer				Lock It In		Fair Game
	FSN	72	72	72	72	72	56	66	66	77	To Be Announced				To Be Announced				Golf	Polaris	UFC Reloaded	
	FSSUN	38	38	38	38	45	57	38	38	76	Inside	Inside	Inside	Inside	Power	Spotlight	Focused	Forbes	Waves	Epic	P1 AquaX USA	
	GOLF	49	49	49	49	55	60	49	49	93	Feherty		To Be Announced				To Be Announced				Year End Review	
	NBCSN	71	71	71	71	54	61	42	42	90	Billfish	Into the	Saltwater	Martin	Sweetwater	A Fishing	Seasons	Classic	Glory Road	Caffeine	NASCAR	
KIDS	DISN	136	136	136	136	99	45	136	136	250	Raven	Coop	Coop	Coop	Jessie	Jessie	Jessie	BUNK'D	BUNK'D	BUNK'D	Stuck Mid.	Stuck Mid.
	NICK	25	25	25	25	24	44	25	25	252	Blaze	Butterbean	PAW	PAW	PAW	PAW	Sponge	Sponge	Sponge	Sponge	Loud Hse	Loud Hse
	TOON	80	80	80	80	46	20	57	87	257	Teen Titans Go!		Gumball	Gumball	Titans	Titans	Gumball	Gumball	Gumball	Gumball	Craig Crk	Dramarama
NEWS	CNBC	39	39	39	39	59	37		39	102	Fast Money		Power Lunch				Closing Bell				Fast Money	
	CNN	32	32	32	32	18	38	39	32	100	Inside Politics		CNN Right Now		CNN Newsroom		CNN Newsroom		Jake Tapper		Situation Room	
	CSPN	18	18	18	18	37	12	96	96	109	(10:00) Public Affairs Events											
	FNC	64	64	64	64	48	71	64	64	118	Outnumbered		Outnumbered		Daily Briefing		Shepard Smith		Your World		The Five	
	MSNBC	83	83	83	83	185	40	82	82	103	Andrea M		Velshi & Ruhle		Live Katy Tur		MSNBC Live with		Deadline: White		MTP Daily	
	SNN	6	6	6	11	-	-	-	-	-	The 700 Club		News	News	News	News	Paid	News	Access Live		SNN Eve	SNN Eve

MONDAY HIGHLIGHTS

The Nightmare Before Christmas

7:15 p.m. on FREE

The king of a macabre town that celebrates Halloween every day of the year finds himself bored with the dullness of the holiday, but when he happens upon a jovial town in a repetitive Christmas, he comes up with a misguided plan for his own village. PG (HD)

Twister

8 p.m. on PARMT

A retired storm chaser and his ex-wife are forced to lead a ragtag team of amateur scientists on one final, dangerous run into Oklahoma's "Tornado Alley," where they try to activate a revolutionary new device for tracking and understanding tornadoes. PG (HD)

The Producers: The Movie Musical

9 p.m. on ENC

A has-been Broadway producer and a timorous accountant devise a scheme to stage a flop in order to get rich off the insurance, but first they must seduce old ladies to earn money for their production, a peppy musical about Adolf Hitler. (HD)

Holiday Baking Championship

9 p.m. on FOOD

The three remaining bakers have to create a beautiful edible holiday ornament display in the pre-heat, then the final main heat, they must create a cake that is decorated like a gift on the outside and reveals a surprise inside when it is sliced. (HD)

Christmas with the Mormon Tabernacle Choir Featuring Sutton Foster

9 p.m. on PBS

Tony Award-winning actress Sutton Foster and "Downton Abbey" star Hugh Bonneville perform and narrate at the 2018 "Christmas with the Mormon Tabernacle Choir," an annual concert of Christmas music in Salt Lake City's Conference Center.

The Year in Memoriam 2018

10 p.m. on ABC

The legacies of legendary stars who passed away during 2018 are honored, which includes "The Longest Yard" and "Smokey and the Bandit" star Burt Reynolds, who is paid tribute by John Schneider, Loni Anderson, Marilu Henner and Lee Corso.

Christmas Cookie Challenge

10 p.m. on FOOD

Cookie makers create cookies that feature at least four shades of a color for the decorating challenge, then the remaining competitors make 3-D cookie creations that actually light up, while incorporating ingredients like coffee, chai or matcha tea. (HD)

House Hunters

10 p.m. on HOME

In Boston, a first-time home buyer and her boyfriend, who makes his living as a contractor, look for a home for her and her sister, but while she wants a turnkey property with a white kitchen, he thinks it's a better investment to buy a fixer upper. (HD)

SOAP OPERA UPDATE

THE BOLD AND THE BEAUTIFUL

Hope's mom and aunts held a baby naming session with her. Zoe confronted her father about his past behavior with women and reminded him that Taylor was her boss's mother. Meanwhile, Taylor met with her sponsor. Hope told Brooke she understood her position on Taylor, but she didn't want to upset Steffy and ruin the dynamic of their extended family. Steffy suggested to Taylor that she move in with her and Kelly. Wyatt and Sally practiced yoga poses while Sally shared her plans for a new athletic line for Forrester Creations. Brooke arrived at Steffy's and became agitated when she found Taylor alone with the baby. Wait to See: Steffy vehemently defends her mother to Hope and Liam. Zoe introduces Tiffany to Reese. Wyatt tells Sally he loves her.

DAYS OF OUR LIVES

Ted told Rafe that he and Hope were having an affair. Julie reminisced about her return to Salem 50 years ago. Lucas said goodbye to his family. Sonny and Will made a last-ditch effort to rebuff Leo's blackmail attempt. Justin delivered a letter to Chloe that contained some shocking news. Sarah continued to help Eric gain custody of Holly. Tripp comforted Kayla after she told him the news about Steve. Abigail broke into Kayla's office to find proof of Gabi's deception. Meanwhile, Julie snuck into Gabi's bedroom, hoping to get the goods on her. Maggie and Sarah argued about who should raise Holly. Eric confronted Brady and Chloe about Nicole's letter. Wait to See: Victor punishes Chad for betraying Sonny. Hope confronts Ciara about dating Ben. Julie uncovers Gabi's secret.

GENERAL HOSPITAL

Ava was having a hard time. Julian tried to smooth things over. Carly paid a visit to Morgan's grave. Drew was in disbelief. Sonny defended his father. Laura brought Sonny up to speed. Nina was disappointed about something. Anna looked to the future. Chase felt misunderstood. Willow was caught off guard. Carly confronted "Kevin." Ava received a surprise visit. Nina was encouraged to give Valentin another chance. Griffin felt lost. Chase and Finn bonded. Kim gave Oscar his space. Cameron paid Julian a visit. Sonny and Oscar had a heart-to-heart talk. Stella gained a little more insight. Laura confided in Lulu. Nina finally made a decision. Julian didn't want to be intrusive. Wait to See: Margaux gets a new lead. Lulu pumps Chase for information. Chase tries to get closer to Willow.

WORD SEARCH

In the grid below, twenty answers can be found that fit the category for today. Circle each answer that you find and list it in the space provided at the right of the grid. Answers can be found in all directions — forwards, backwards, horizontally, vertically and diagonally. An example is given to get you started. Can you find the twenty answers in this puzzle?

Today's Category: Drinks

C	S	E	N	I	W	A	T	E	R	P	G
O	L	B	S	Q	G	G	G	B	T	W	C
C	C	E	E	S	H	G	I	N	E	H	H
O	G	E	M	D	N	C	N	B	A	I	G
A	H	R	S	O	K	L	I	M	G	S	B
S	B	S	G	S	N	S	P	X	H	K	V
D	S	R	D	C	D	A	L	E	B	E	J
T	E	D	A	A	G	I	D	P	V	Y	U
A	A	H	K	N	C	G	U	E	C	S	I
N	D	D	E	G	D	N	G	A	L	O	C
G	O	G	X	H	C	Y	H	S	C	C	E
V	S	P	C	H	U	E	E	F	F	O	C

1. Ale
2. _____
3. _____
4. _____
5. _____
6. _____
7. _____
8. _____
9. _____
10. _____
11. _____
12. _____
13. _____
14. _____
15. _____
16. _____
17. _____
18. _____
19. _____
20. _____

Word Search Solution:

1. Ale
2. Beer
3. Brandy
4. Champagne
5. Cocoa
6. Coffee
7. Cola
8. Eggnog
9. Gin
10. Juice
11. Lemonade
12. Milk
13. Punch
14. Soda
15. Tang
16. Tea
17. Vodka
18. Water
19. Whiskey
20. Wine

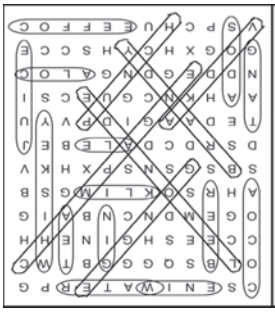

MONDAY

KIDS NEWS SPORTS **EVENING MONDAY** SPECIALS MOVIES

DEC. 17	VEN	ENG	SAR	PC	ARC	SPG	SEB	LP	FIOS	6 PM	6:30	7 PM	7:30	8 PM	8:30	9 PM	9:30	10 PM	10:30
BROADCAST																			
ABC 26	-	-	-	7	11	7	-	-	-	**ABC7 News at 6:00pm** (N)	**ABC World News** (N) (HD)	**The 7 O'Clock News** (N) (HD)	**Entertainment Tonight** (N)	**The Great Christmas Light Fight** (TVPG) (N) (HD)				**The Year in Memoriam 2018** Legendary icons are celebrated. (N)	
ABC 28	-	-	17	-	-	-	17	17	11	**Action News** (N)	**News** (N) (HD)	**Inside** (TVPG) (N)	**The List** (HD)	**The Great Christmas Light Fight** (TVPG) (N) (HD)				**The Year in Memoriam 2018** (N)	
ABC 40	7	7	7	10	7	-	-	-	7	**News** (N)	**News** (N) (HD)	**News** (N)	**News** (N)	**The Great Christmas Light Fight** (TVPG) (N) (HD)				**The Year in Memoriam 2018** (N)	
CBS 10	10	10	10	-	-	-	10	10	10	**10 News This Evening** (N)	**CBS Evening News** (N) (HD)	**Wheel** (TVG) (N) (HD)	**Jeopardy!** (TVG) (N) (HD)	**Neighbor.** (N) (HD)	**Happy** Claire quits job. (N)	**Magnum P.I.:** The Woman Who Never Died Comatose fiancée.		**Bull:** Home for the Holidays Divorce parents. (TV14) (R) (HD)	
CBS 11	213	213	-	5	5	5		213	-	**News** (N) (HD)	**News** (N) (HD)	**News** (N) (HD)	**Inside** (TVPG) (N)	**Neighbor.** (N) (HD)	**Happy** (N) (HD)	**Magnum P.I.** Comatose fiancée. (TVPG) (R)		**Bull** Divorce parents. (TV14) (R) (HD)	
NBC 8	8	8	8	-	8	-	8	8	8	**News Channel 8 at 6:00** (N)	**NBC Nightly News** (N) (HD)	**News Channel 8 at 7:00** (N)	**Extra** (TVPG) (N) (HD)	**The Voice:** Live Finale, Part 1 (TVPG) (HD)				**America's Got Talent:** A Holiday of Champions (TVPG) (N) (HD)	
NBC 20	-	232	-	2	2	2	-	232	-	**News** (N) (HD)	**Nightly News** (N)	**Wheel** (TVG) (N)	**Jeopardy!** (TVG)	**The Voice:** Live Finale, Part 1 (TVPG) (HD)				**Got Talent:** A Holiday of Champions (N)	
FOX 13	13	13	13	-	13	-	13	13	13	(:59) **FOX13 6:00 News** (N)	**FOX13 6:30 News** (N)	**Access** (TVPG) (N) (HD)	**TMZ** (TVPG) (N) (HD)	**The Resident:** About Time Concertgoers injured during stampede.		**9-1-1:** Dosed Responders rush to crashed helicopter. (TV14) (R)		**FOX13 10:00 News** The top news stories are updated. (N) (HD)	
FOX 36	-	-	-	4	4	4	-	-	-	**FOX 4 News at Six** Local news; weather. (N)		**Feud** (TVPG) (R)	**Feud** (TVPG) (R)	**The Resident** Concert stampede. (TV14) (R)		**9-1-1:** Dosed Crashed helicopter. (TV14) (R)		**FOX 4 News at Ten** Nightly news report. (N)	
PBS 3	3	17	3	-	-	-	3	3	3	**News** (TVPG)	**Report** (N) (HD)	**The PBS NewsHour** (N) (HD)		**Antiques Roadshow:** Junk in the Trunk 8		**Christmas w/ Mormon** Christmas music. (N)		**America's Test Kitchen Sp** Holiday planning.	
PBS 30	-	3	-	3	3	3	-	-	-	**News** (TVPG)	**Report** (N) (HD)	**The PBS NewsHour** (N) (HD)		**Antiques Roadshow:** Junk in the Trunk 8		**Christmas w/ Mormon** Christmas music. (N)		**Independent Lens:** Man on Fire (TV14) (N)	
CW 46	-	-	-	6	21	6	-	-	-	**Bang** (TVPG) (HD)	**News** (N) (HD)	**Bang** (TVPG) (HD)	**Bang** (TVPG) (HD)	**Arrow:** The Demon ARGUS undercover. (R)		**DC's Legends** Summer camp kids. (TV14)		**News at10pm** (N) (HD)	
CW 44	9	9	9	-	-	-	9	9	4	**black-ish** (TVPG)	**black-ish** (TVPG)	**Friends** (TVPG)	**Girls** (TV14) (HD)	**Arrow:** The Demon ARGUS undercover. (R)		**DC's Legends** Summer camp kids. (TV14)		**Men** (TV14) (HD)	**Men** (TV14) (HD)
MYN 38	11	11	11	-	-	-	11	11	14	**Extra** (TVPG) (N)	**Entertainment** (N)	**Feud** (TVPG) (R)	**Feud** (TVPG) (R)	**News Channel 8 News at 8pm** (N)		**Law & Order: Criminal** Secrets in condo.		**Law & Order: Criminal Intent:** Gone (HD)	
IND 32	12	12	12	-	38	-	4	4	12	**Goldbergs** (TVPG)	**Goldbergs** (TVPG)	**Bang** (TVPG) (HD)	**Bang** (TVPG) (HD)	**Mom** (TV14) (HD)	**Mom** (TV14) (HD)	**Man** (TVPG) (HD)	**Man** (TVPG) (HD)	**Chicago P.D.** Voight's son hurt. (TV14) (HD)	
ION 66	2	2	2	13	26	-	438	438	17	**Law & Order: SVU** Repeat rapist. (TV14)		**Law & Order: SVU** Undercover Olivia. (HD)		**Law & Order: SVU** Murdered teens. (TV14)		**Law & Order: Special Victims Unit:** Cage		**Law & Order: SVU** Dance troupe. (TV14)	
WCLF 22	22	22	22	-	-	-	22	22	2	**Christian Fitness**	**Meyer** Romans 8.	**Zola Levitt** (TVG)	**The Great Awakning**		**Love Child** (TVG)	**Miracles** (TVG)	**Wommack** (TVG)	**Jerusalem**	**Reagan** (TVG)
WRXY 49	-	-	-	22	44	10	-	-	-	**Meyer** Romans 8.	**Watch Therefore**	**Crossing Paths**	**The Great Awakning**		**Inspiration Day**	**Love Child** (TVG)	**Meyer** Romans 8.	**11th Hour**	**Wommack** (TVG)
TLF 50	23	23	23	-	95	-	23	23	5	**Noticias** (N)	**Noticiero Univ.** (N)	**La rosa de Guadalupe** Final feliz. (TV14)		**Jesús** La historia de Jesús. (N)		**Mi marido tiene más familia** (HD)		**Amar a muerte** (N) (HD)	
UNIV 62	15	15	15	-	-	-	15	15	6	**Por ella soy Eva** Bajo un disfraz. (TV14)		**Entre dos amores** (TVPG) (HD)		**Como dice el dicho** Relato y reflexión. (HD)		**Rosario Tijeras** Rosario vive una historia tormentosa con Antonio y Emilio. (TV14) (HD)			
CABLE																			
A&E	26	26	26	26	39	50	26	26	181	**First 48:** Fatal Call (R)		**First 48** (TV14) (R)		**The First 48** First two days of murder investigations. (TV14) (HD)					
AMC	56	56	56	56	30	53	62	62	231	**Penguins in a** ('15)	**Merry** (TVPG) (HD)	**The Santa Clause 2** ('02, Holiday) ★★½ Tim Allen. Santa Claus must find a Mrs. Claus due to contractual fine print. (G)					**The Santa Clause 2** ('02) ★★½ Santa Claus must find a Mrs. Claus.		
APL	44	44	44	44	36	68	44	44	130	**Northwest** (TV14) (R)		**Man's Land** (TVPG)		**Man's Land** (TVPG)		**Man's Land** (TVPG)		**Into Alaska** (TVPG)	
BET	35	35	35	35	40	22	51	51	270	**Payne** (TVPG) (HD)	**Payne** (TVPG) (HD)	**Movie**					**Movie**		
BRAVO	68	68	68	68	254	51	65	65	185	**Vanderpump** (TV14)		**Vanderpump** (TV14)		**Vanderpump** (TV14)		**Vanderpump** (TV14)		**Unanchored** (TV14)	
COM	66	66	66	66	15	27	52	52	190	(:15) **Office** (TV14)	**The Office:** St. Patrick's Day Pleasing boss.		**Office:** New Leads	**Office** (TV14) (HD)	**Office** (TV14) (HD)	**Office** (TV14) (HD)	**Office** (TV14) (HD)	**Office** Reaction.	**Office** News leak.
DISC	40	40	40	40	25	43	43	43	120	**Street Outlaws: Memphis:** Desert Do-Over		**Street Outlaws: Memphis** Las Vegas race.		**Street:** Arms Drop, Friendships Stop (TV14)		**Street Outlaws:** Bad Boyz for Life (TV14)		**Street Outlaws:** Last Point Race (TV14) (N)	
E!	46	46	46	46	27	26	46	46	196	**Kardashian** (TV14)		**E! News** (N) (HD)		**Botched** (TV14) (R)		**Botched** (TV14) (R)		**Busy** (N)	**Nightly**
EWTN	243	243	243	12	243	17	243	243	285	**News**	**Christmas**	**Daily Mass** (TVG) (R)		**Journey:** Jason Craig		**News**	**Rosary**	**The World Over** (R)	
FOOD	37	37	37	37	183	76	88	88	164	**Holiday** (TVG) (R)		**Holiday** (TVG) (R)		**Holiday** (TVG) (R)		**Holiday** (TVG) (N)		**Christmas** (TVG) (N)	
FREE	55	55	55	55	10	46	58	58	199	(5:10) **Disney's A Christmas Carol** ('09) ★★★		(:15) **The Nightmare Before Christmas** ('93) ★★★½ Ghouls try to get the hang of Christmas.				**Paddington** ('14) ★★★ Young bear and his aunt escape to England after Peruvian earthquake.			
FX	51	51	51	51	58	49	34	34	53	(5:00) **The Amazing Spider-Man 2** ('14, Action) ★★★ New foes target hero's beloved & NYC.				**Pitch Perfect 2** ('15, Comedy) ★★★ Members of a collegiate a cappella group enter an international competition. (HD)				**Pitch Perfect 2**	
GSN	179	179	179	179	34	179	80	80	184	**Feud**	**Feud**	**Feud**	**Feud**	**Feud**	**Feud**	**Feud**	**Feud**	**Feud**	**Feud**
HALL	5	5	5	17	137	73	86	86	240	(5:00) **A Christmas Detour** ('15, Romance) ★★½ Woman needs help to reach destination. (NR)				**Finding Santa** ('17, Holiday) Jodie Sweetin, Eric Winter. Woman needs Santa replacement.				**Christmas in Evergreen: Letters to Santa**	
HGTV	41	41	41	41	53	42	258	258	165	**Love It** (TVG) (R) (HD)		**Love It** A work area.		**Love It** (TVG) (R) (HD)		**Love It or List** (TVG)		**Hunters**	**Hunters**
HIST	81	81	81	81	33	65	126	126	128	**The Curse of Oak Island** Follow up. (TVPG)				**The Curse of Oak Island: Digging Deeper** Extended episodes. (HD)					
HSN	24	24	24	24	51	19	16	16	151	**HSN** (TVG) (HD)		**HSN** (TVG) (HD)		**HSN** (TVG) (HD)		**HSN** (TVG) (HD)		**HSN** (TVG) (HD)	

EVENING MONDAY

KIDS NEWS SPORTS SPECIALS MOVIES

DEC. 17	VEN	ENG	SAR	PC	ARC	SPG	SEB	LP	FIOS	6 PM	6:30	7 PM	7:30	8 PM	8:30	9 PM	9:30	10 PM	10:30
CABLE																			
LIFE	36	36	36	36	52	41	36	36	140	**Under the Mistletoe** ('06, Holiday) Jaime Ray Newman. Radio station finds a mother a man.				**Christmas Pen Pals** ('18, Holiday) Sarah Drew. Woman falls in love with pen pal. (HD)				(:03) **Dear Santa** ('11) ★★½ Special request.	
OWN	58	58	58	58	47	67	56	56	145	**Dateline** Son's killer.		**Dateline** (TV14) (R)		**Dateline** Dead wife.		**Dateline** (TV14) (R)		**Deadline** (TV14) (HD)	
PRMT	57	57	57	57	29	63	54	54	54	**Mom** (TV14) (HD)	**Mom** (TV14) (HD)	**Friends** (TV14)	**Friends** (TV14)	**Twister** ('96, Drama) Helen Hunt, Bill Paxton. A storm chaser teams up with his ex-wife in pursuit of killer tornadoes.					**Cops** (TVPG) (R)
SYFY	67	67	67	67	253	64	55	55	180	**Iron Man 3** ('13) ★★★½ Tony Stark must protect the loved ones who are most important to him.				**The Fifth Element** ('97) ★★★½ A cab driver becomes involved with a woman who is destined to save the world. (HD)					**Futurama** (TV14)
TBS	59	59	59	59	32	62	59	59	52	**Burgers** (TV14)	**Fam Guy:** JOLO	**Fam Guy** (TV14)	**Fam Guy** (TV14)	**Fam Guy** (TV14)	**Fam Guy** (TV14)	**Fam Guy** (TV14)	**Fam Guy** (TV14)	**Fam Guy** (TV14)	**Fam Guy** (TV14)
TCM	65	65	65	65	65	74	169	169	230	**White Heat** A psychotic criminal plots a big heist while the FBI plants a man in his gang.				**Lady on a Train** A woman seeks help from a mystery writer to solve a crime she witnessed.				**Lady in the Lake** ('47) A missing woman.	
TLC	45	45	45	45	57	72	45	45	139	**Couponing**	**Couponing**	**Lost Fam.** (TVPG) (R)		**Lost Fam.** (TVPG) (N)		**You Are** Regina King.		**You Are** (TVPG) (N)	
TNT	61	61	61	61	28	55	61	61	51	**The Intern** ('15) A 70-year-old widower takes position as senior intern at online fashion site.				**Love Actually** ('03, Romance) ★★★ Hugh Grant, Liam Neeson. People deal with their love lives during the frantic weeks before Christmas. (R)					
TRAV	69	69	69	69	260	66	260	260	170	**Monsters** (TV14) (HD)		**Monsters** (TV14) (HD)		**Josh Gates** (TVPG)		**Josh Gates** (TVPG)		**Josh Gates** (TVPG)	
TRUTV	63	63	63	63	50	30	60	60	183	**Jokers**	**Jokers**	**Jokers**	**Jokers**	**Jokers**	**Jokers**	**Jokers**	**Jokers**	**Jokers**	**Jokers**
TVLND	62	62	62	62	31	54	57	57	241	**M*A*S*H**	**M*A*S*H**	**M*A*S*H**	**M*A*S*H**	**Loves Ray.**	**Loves Ray.**	**Loves Ray.**	**Loves Ray.**	**Men** (HD)	**Men** (HD)
USA	34	34	34	34	22	52	35	35	50	**Family** (TVPG)	**Family** (TVPG)	**Family** (TVPG)	**Family** (TVPG)	**WWE Monday Night Raw** (HD)					
WE	117	117	117	117	117	117	117	117	149	**Criminal Minds** Murders recorded. (TV14)		**Criminal Minds** Bank robber exposed. (HD)		**Criminal Minds** Serial rapist. (TVPG) (HD)		**Criminal Minds** Murdered children. (TVPG)		**Criminal Minds** Girls choose victim. (TVPG)	
WGN	16	16	16	19	41	11	95	95	68	**Blue Bloods** Cop family. (TV14) (HD)		**M*A*S*H** (TVPG)	**M*A*S*H** (TVPG)	**M*A*S*H** (TVPG)	**M*A*S*H** (TVPG)	**M*A*S*H** (TVPG)	**M*A*S*H** (TVPG)	**M*A*S*H** (TVPG)	**M*A*S*H** (TVPG)
SPORTS																			
ESPN	29	29	29	29	12	58	29	29	70	**Monday Night Countdown** (Live) (HD)				(:15) **Monday Night Football:** New Orleans Saints at Carolina Panthers from Bank of America Stadium (Live) (HD)					
ESPN2	30	30	30	30	6	59	30	30	74	**SportsCenter** (N) (HD)		**SportsCenter** (N) (HD)		**World Series of Poker:** Main Event (HD)		**World Series of Poker:** Main Event (Taped)		**World Series of Poker:** Main Event (HD)	
FS1	48	48	48	48	42	69	48	48	83	**FIA Formula E Championship:** Ad Diriyah		**Inside PBC Boxing**		**Face to Face**	**Knockouts** (HD)	**UFC Fight Night:** Lee vs Iaquinta 2: from Fiserv Forum in Milwaukee (Replay) (HD)			
FSN	72	72	72	72	72	56	66	66	77	**UFC Main** (HD)	**Marlins LIVE!**	**To Be Announced** Program information is unavailable at this time.				**To Be Announced** Info unavailable.		**Marlins LIVE!**	**Marlins** (HD)
FSSUN	38	38	38	38	45	57	38	38	76	**18 Holes** (HD)	**Jimmy** (HD)	**Fishing** (HD)	**Ship Shape TV** (R)	**Sportsmn** (HD)	**Florida** (HD)	**Fish Flats** (HD)	**Fishing** (HD)	**Fishing** (HD)	**Reel Fish** (HD)
GOLF	49	49	49	49	55	60	49	49	93	**Golf Central** (HD)		**Best** (HD)	**Skill Code** (HD)	**To Be Announced** Program information is unavailable at this time.				**To Be Announced** Info unavailable.	
NBCSN	71	71	71	71	54	61	42	42	90	**NASCAR America**		**Poker Masters**		**Poker Masters**		**Poker Masters**		**Poker Masters**	
KIDS																			
DISN	136	136	136	136	99	45	136	136	250	**Finding Dory** ('16) Dory's parents.			**Raven**	**Coop & Cam**	**Raven**	**Andi Mack**	**Stuck Mid.**	**BUNK'D**	**BUNK'D**
NICK	25	25	25	25	24	44	25	25	252	**Loud House**	**Loud House**	**Loud House**	**Danger**	**Santa Hunters** Finding Santa.			**SpongeBob**	**Friends**	**Friends**
TOON	80	80	80	80	46	20	57	87	257	**Titans**	**Elf** (TVG)	**We Bare**	**Gumball**	**Gumball**	**Gumball**	**Dad** (HD)	**Dad** (HD)	**Burgers**	**Burgers**
NEWS																			
CNBC	39	39	39	39	59	37		39	102	**Mad Money** (N) (HD)		**Greed** A ladies' man.		**American Greed: Scams** Lottery jackpot. (R)				**Greed** (TVPG) (R)	
CNN	32	32	32	32	18	38	39	32	100	**Situation Room** (N)		**Erin Burnett** (N) (HD)		**Cooper 360°** (N) (HD)		**Cuomo Prime** (N) (HD)		**CNN Tonight** (N) (HD)	
CSPN	18	18	18	18	37	12	96	96	109	(10:00) **Public Affairs Events** Public affairs events are presented. (R)						**Politics & Public Policy Today** (R) (HD)			
FNC	64	64	64	64	48	71	64	64	118	**Special Report** (N)		**The Story** (N) (HD)		**Tucker Carlson** (N)		**Hannity** (N) (HD)		**Ingraham Angle** (N)	
MSNB	83	83	83	83	185	40	82	82	103	**Beat Ari Melber** (N)		**Hardball** (N) (HD)		**Chris Hayes** (TVPG)		**Rachel Maddow** (N)		**Last Word** (N) (HD)	
SNN	6	6	6	11	-	-	-	-	-	**SNN Eve**	**Eve @ 6:30**	**ES.TV**	**Celebrity**	**News**	**News**	**DailyMail**	**DailyMail**	**SNN Late**	**SNN Late**
MUSIC																			
CMTV	47	47	47	47	35	24	37	37	221	**Man** (TVPG) (HD)	**Man** (TVPG) (HD)	**Man:** The Spotlight	**Man** (TVPG) (HD)	**Man** (TVPG) (HD)	**Man:** Thanksgiving	**Man** Boyd's doll.	**Man** (TVPG) (HD)	**Man** Chuck's car.	**Man** Meeting Rob.
MTV	33	33	33	33	23	48	33	33	210	**Teen Mom** Teens have kids. (TVPG) (HD)		**Teen Mom** Teens have kids. (TVPG) (HD)		**Teen Mom** Teens have kids. (TVPG) (HD)		**Teen Mom** (TVPG) (N) (HD)		**Teen Mom: Young and Pregnant** (TV14)	
VH1	50	50	50	50	43	23	50	50	217	**Love & Hip Hop** Rumors surface. (TV14) (R)		**Love & Hip Hop** (TV14) (R) (HD)		**Love & Hip Hop** (TV14) (N) (HD)		**Friends and Family Hustle** (TVPG) (N) (HD)		**Friends and Family Hustle** (TVPG) (N) (HD)	
PREMIUM																			
ENC	150	150	150	150	150	150	150	150	350	(5:31) **T2: Trainspotting** ('17) Renton meets back up with Spud, Sick Boy and Begbie after 20 years.			**My Boss's Daughter** ('03) A young man house-sits for his boss to get closer to his attractive daughter.			**The Producers: The Movie Musical** ('05, Musical) ★★★ Broadway producers devise a scheme to stage a flop for the insurance money.			
HBO	302	302	302	302	302	302	302	302	400	**Tomb Raider** ('18) ★★★ A daughter of an eccentric adventurer must push herself to extreme measures.			**VICE News Tonight** (TV14)	**Bleed Out** ('18, Documentary) (HD)			**Sally4Ever:** Episode 6 (R)	(:05) **Taken** ('09, Action) Retired agent seeks abducted daughter.	
HBO2	303	303	303	303	303	303	303	303	402	(5:00) **VICE** (TVMA) (HD)	**Four Christmases** ('08, Drama) Circumstances force a couple to visit each of their divorced parents.			**Sally4Ever:** Episode 6 (HD)	**Room 104:** Shark (TVMA)	(:05) **Room 104:** Josie & Me	(:35) **VICE** (TVMA) (HD)	(:15) **Pete Holmes: Dirty Clean** A stand-up special. (TVMA) (HD)	
HBOS	304	304	304	304	304	304	304	304	404	**Surviving Christmas** ('04) ★ Millionaire rents family for Christmas.		(:55) **Darkest Hour** ('17, Drama) ★★★ Gary Oldman. Prime Minister Winston Churchill assumes leadership role as Nazi threat grows. (PG-13)				**Inception** ('10, Science Fiction) ★★★★ Leonardo DiCaprio. In a world where entering dreams is possible, a man steals valuable secrets. (HD)			
MAX	320	320	320	320	320	320	320	320	420	(5:30) **Collateral** ('04) ★★★½ Cab driver becomes the hostage of a contract killer with five hits scheduled.			**Tour Bus** (TVMA) (R) (HD)	**Striptease** ('96, Drama) ★½ Demi Moore, Armand Assante. A mom stripping to get cash for a custody fight falls into a blackmail scheme. (R)				**Disclosure** ('94, Drama) Sexual harassment in corporate world. (R)	
MMAX	321	321	321	321	321	321	321	321	422	(4:30) **Fate of Furious** ('17)	(:50) **Jupiter Ascending** ('15) A young woman that seems destined to be on the wrong end of luck learns she is meant for much more when she is told where she comes from.					**Sphere** ('98, Science Fiction) ★★½ Dustin Hoffman. When divers find a strange object underwater, scientists must learn its secrets. (PG-13)			
SHO	340	340	340	340	340	340	340	340	365	(:15) **A Bad Moms Christmas** ('17, Comedy) ★★½ Mila Kunis. Three mothers decide to revolt against Christmas during their own moms visit.				**Ray Donovan:** Who Once Was Dead Ray makes amends. (TVMA)		**Escape At Dannemora:** Part 5 The day of the escape arrives. (R)		**Ray Donovan:** Who Once Was Dead Ray makes amends. (TVMA)	
TMC	350	350	350	350	350	350	350	350	385	(:55) **The Hundred-Foot Journey** ('14, Drama) ★★★ Helen Mirren. Culinary battle ensues between French restaurant and Indian restaurant.				**The Hot Chick** ('02) A spoiled and cruel teenage girl inhabits the body of a middle-aged petty crook.			(:45) **I Hope They Serve Beer in Hell** ('09, Comedy) Jesse Bradford. Bachelor party gets out of control.		

LATE NIGHT MONDAY

KIDS NEWS SPORTS — SPECIALS MOVIES

DEC. 17

		VEN	ENG	SAR	PC	ARC	SPG	SEB	LP	FIOS	11 PM	11:30	12 AM	12:30	1 AM	1:30	2 AM	2:30	3 AM	3:30	4 AM	4:30	5 AM	5:30
BROADCAST	ABC 26	-	-	-	7	11	7	-	-	-	News	Kimmel		Nightline	Extra	ET	Men	World News (N)			News	News	News (N)	
	ABC 28	-	-	17	-	-	-	17	17	11	News	Kimmel		Nightline	(:07) Dr. Oz		Paid	World News (N)			News	News	News	News
	ABC 40	7	7	7	10	7	-	-	-	7	News	Kimmel		Nightline	Paid	Celebrity	Paid	Recipe	World News (N)			News	News	News
	CBS 10	10	10	10	-	-	-	10	10	10	10 News	Late Show		Corden		Paid	Paid	(:37) News			News	10 News	10 News	
	CBS 11	213	213	-	5	5	5		213	-	News	Late Show		Corden		Access	Dr. Phil		News (N)		News	News	News (N)	
	NBC 8	8	8	8	-	8	-	8	8	8	News	Tonight		Late Night		Carson	Today (R)		Doctors		Early	News	News	News
	NBC 20	-	232	-	2	2	2	-	232	-	News	Tonight		Late Night		Carson	Today (R)		Dr. Oz (R)		Early	News	News (N)	
	FOX 13	13	13	13	-	13	-	13	13	13	11 News		Six	Dish	11 News		30	TMZ	TMZ Live		FOX13	News	News	News
	FOX 36	-	-	-	4	4	4	-	-	-	News	Feud	TMZ	Minute	Mathis		Paternity	TMZ Live		The Real		News	News at 5A	
	PBS 3	3	17	3	-	-	-	3	3	3	Ind. Lens		Amanpour		Christmas		Ind. Lens		Masterpiece Impatience.				Masterpc	
	PBS 30	-	3	-	3	3	3	-	-	-	TBA		TBA	Crossrds	TBA		TBA		Masterpiece Impatience.				Masterpc	
	CW 46	-	-	-	6	21	6	-	-	-	Girls	Girls	Goldberg	Goldberg	Mike	Mike	Mother	Mother	Queens	Queens	Game	Game	Seinfeld	Seinfeld
	CW 44	9	9	9	-	-	-	9	9	4	Girls	Friends	Rules	Rules	DailyMail	Paid	Comics	Hill	Paid	Paid	Paid	Paid	Business	Paid
	MYN 38	11	11	11	-	-	-	11	11	14	Seinfeld	Seinfeld	Cops	Cops	Crimes	Killer	Files	ET	Mathis (R)		Court (R)		Shepherd	
	IND 32	12	12	12	-	38	-	4	4	12	Bang	Fam Guy	Fam Guy	Dad	Dad	Cleve.	STEVE (N)		Jokers	Jokers	Mother	Mother	Wilkos (R)	
	ION 66	2	2	2	13	26	-	438	438	17	SVU (HD)		SVU (HD)		SVU (HD)		SVU (HD)		Paid	Paid	Inspiration (TVPG)			
	WCLF 22	22	22	22	-	-	-	22	22	2	FLC	Awakning		You & Me Prayer line.						Real Life	700 Club		Phil	Rippy
	WRXY 49	-	-	-	22	44	10	-	-	-	News	Impact	Life	You & Me Prayer line.						Reign	Gaither		Crossing	Fitness
	TLF 50	23	23	23	-	95	-	23	23	5	Noticias	Noticiero	Deportivo		Cachito		Salvajes		Pagado	Familia	El gordo		Primer	Noticiero
	UNIV 62	15	15	15	-	-	-	15	15	6	Tiro de		Laura (HD)		Imperdonab (TV14) (HD)				Pagado	Pagado	Pagado	Pagado	Veredicto	
CABLE	A&E	26	26	26	26	39	50	26	26	181	First 48 (R)		The First 48 Homicide cases. (TV14)						First 48 (R)		Paid	Paid	Paid	Paid
	AMC	56	56	56	56	30	53	62	62	231	Clause 2		Willy Wonka Chocolate ('71)					Mr. Popper's Penguins				M*A*S*H	M*A*S*H	M*A*S*H
	APL	44	44	44	44	36	68	44	44	130	North Wood		Man's Land		Man's Land		Alaska (R)		North Wood		Man's Land		Man's Land	
	BET	35	35	35	35	40	22	51	51	270	(9:30) Movie			Martin	Martin	Martin	Martin	Martin	Martin	Martin	J. Foxx	J. Foxx	J. Foxx	J. Foxx
	BRAV	68	68	68	68	254	51	65	65	185	Watch	Vanderpump		Dirty John		Below Deck		Below Deck		Watch	Paid	Paid	Paid	Paid
	COM	66	66	66	66	15	27	52	52	190	Daily	Office	S. Park	S. Park	S. Park	Daily	S. Park	S. Park	S. Park (TV14) (R)			Key Peele	Paid	Paid
	DISC	40	40	40	40	25	43	43	43	120	St Outlaws (TV14) (N)				Outlaws		St Outlaws		Am. Choppr		Am. Choppr		Am. Choppr	
	E!	46	46	46	46	27	26	46	46	196	Botched		Nightly	Busy	Sex/City	Sex/City	Sex/City	Sex/City	Sex/City	Sex/City	Botched		Botched	
	EWTN	243	243	243	12	243	17	243	243	285	Life Wrth	WomenG	Daily Mass		Journey		News	A Star	Life of (R)		G. K. Chesterton			
	FOOD	37	37	37	37	183	76	88	88	164	Showdown		Holiday (R)		Christmas		Showdown		Holiday (R)		Cooks/Cons		Paid	Paid
	FREE	55	55	55	55	10	46	58	58	199	700 Club		Richie Rich's ('98) ★½ (G)				Paid	Paid	700 Club		Paid	Paid	Reign	Life
	FX	51	51	51	51	58	49	34	34	53	Pitch Perfect 2 ('15) ★★★				Pixels ★★ Arcade games.				Paid	Paid	Paid	Paid	Paid	Paid
	GSN	179	179	179	179	34	179	80	80	184	Cash Cab	Cash Cab	Feud	Feud	America	Chain	Idiotest	Idiotest	Winsanity	Divided	Paid	Paid	Paid	Paid
	HALL	5	5	5	17	137	73	86	86	240	Christmas		Mingle All the Way ('18)				Looks Like Christmas				Hitched ★★½ Fake lovers.			
	HGTV	41	41	41	41	53	42	258	258	165	Hunters	Hunters	Love It (R)		Hunters	Hunters	Hunters	Hunters	Love It (R)		Paid	Paid	Paid	Paid
	HIST	81	81	81	81	33	65	126	126	128	Christmas		Curse of Oak Island: Dig (TVPG)						Christmas		Paid	Paid	Paid	Paid
	LIFE	36	36	36	36	52	41	36	36	140	Dear Santa		(:01) Pen Pals ('18) (HD)				(:04) Dear Santa ('11) ★★½				Paid	Paid	Paid	Paid
	OWN	58	58	58	58	47	67	56	56	145	Dateline		Dateline		Deadline		Dateline		Dateline		Dateline		Dr. Phil	
	PRMT	57	57	57	57	29	63	54	54	54	Cops	Cops	Cops	Cops	Cops	Cops	Cops	Cops	Cops	Cops	Paid	Paid	Paid	Paid
	SYFY	67	67	67	67	253	64	55	55	180	Futurama	Futurama	Futurama	Futurama	Futurama	Futurama	The Quiet Ones ('14) ★★				Paid	Paid	Paid	Paid
	TBS	59	59	59	59	32	62	59	59	52	Space	Seinfeld	Seinfeld	Brooklyn	Brooklyn	Brooklyn	Brooklyn	Girls	Girls	Girls	Girls	Girls	Ray.	Ray.
	TCM	65	65	65	65	65	74	169	169	230	Lady Lake		Fitzwilly ('67, Comedy)				Anonymous ('62)			Cover-Up ('49) ★★½			Backfire ★★	
	TLC	45	45	45	45	57	72	45	45	139	You Are		Lost Fam.		You Are		You Are		You Are		Say Yes	Say Yes	Say Yes	Say Yes
	TNT	61	61	61	61	28	55	61	61	51	Love Actually ('03) ★★★ Love stories.						Supernat.		Supernat.		Supernat.		Supernat.	
	TRAV	69	69	69	69	260	66	260	260	170	Josh Gates		Josh Gates		Josh Gates		Josh Gates		Josh Gates		Paid	Paid	Paid	Paid
	TRUTV	63	63	63	63	50	30	60	60	183	Carbonar	Carbonar	Carbonar	Carbonar	Jokers	Jokers	Comedy	Comedy	Comedy	Comedy	Paid	Paid	Paid	Paid
	TVLND	62	62	62	62	31	54	57	57	241	Queens	Queens	Queens	Queens	Men	Men	Goldberg	Goldberg	Christine	Christine	Christine	Christine	Golden	Golden
	USA	34	34	34	34	22	52	35	35	50	Family	Family	Family	Family	CSI (TV14)		Dateline		Dateline		Dateline		Dateline	
	WE	117	117	117	117	117	117	117	117	149	Minds (HD)		Minds (HD)		Order: CI		Order: CI		Order: CI		Love After		Paid	Paid
	WGN	16	16	16	19	41	11	95	95	68	M*A*S*H	M*A*S*H	Married	Married	Married	Married	Mother	Mother	Elementary		Camp Mtg.		Paid	Paid
SPORTS	ESPN	29	29	29	29	12	58	29	29	70	(:15) SC (N) (HD)			NFL Prime.		SC (N) (HD)		SC	NFL Prime.		Coll. Ftbl (Replay) (HD)			
	ESPN2	30	30	30	30	6	59	30	30	74	2018 WSOP		College	SC (N) (HD)		30 for 30		TBA	SC (HD)		SC (HD)		SC (HD)	
	FS1	48	48	48	48	42	69	48	48	83	PBC	PBC	TMZ Sprt	Skip and Shannon (HD)				Fair Gme	PBC	PBC	UFC Fight Night (HD)			
	FSN	72	72	72	72	72	56	66	66	77	Wrld Poker		To Be Announced				Paid	Paid	Paid	Paid	Paid	Paid	Paid	Paid
	FSSUN	38	38	38	38	45	57	38	38	76	Silver	Epic	Superstock		P1 AquaX		Blackbrry	Crystal	Paid	Paid	Paid	Paid	Paid	Paid
	GOLF	49	49	49	49	55	60	49	49	93	TBA Info unavailable.				Golf Cntrl		Skill Code	Best	Paid	Paid	Paid	Paid	Asian Tour	
	NBCSN	71	71	71	71	54	61	42	42	90	Poker		Poker		Poker		Poker		Paid	Paid	Paid	Paid	Paid	Paid
NEWS	CNN	32	32	32	32	18	38	39	32	100	CNN Tonite		360° (R)		Cuomo (R)		CNN Tonite		CNN Tonite		Early (N)		Early (N)	
	FNC	64	64	64	64	48	71	64	64	118	News (N)		Tucker (R)		Hannity (R)		Ingraham		News (R)		FOX-Friend		FOX-Friend	
	MSNBC	83	83	83	83	185	40	82	82	103	11th Hour		Maddow		O'Donnell		11th Hour		Hayes (R)		11th Hour		First Look	
	SNN	6	6	6	11	-	-	-	-	-	SNN Late	Celebrity	Paid	Paid	Paid	Paid	Paid	Paid	News	News	News	News	News	News
PREMIUM	ENC	150	150	150	150	150	150	150	150	350	(:17) Dick and Jane ('05)				T2: Trainspotting ('17)				Social Network ('10)				Burlesque	
	HBO	302	302	302	302	302	302	302	302	400	Taken	Brilliant		(:50) Get Him Greek ('10)				Bleed Out ('18)			Analyze That ('02)			Christms
	HBO2	303	303	303	303	303	303	303	303	402	(:15) Icebox ('18)			(:40) Love, Simon ('18)				Belko ('17) ★★★ (R)			Die	Momentum ('18)		
	HBOS	304	304	304	304	304	304	304	304	404	Inception	Game Night ('18)			Taxi Cabbie helps cop.				New Jack ('91) (R)			House of D ('04)		
	MAX	320	320	320	320	320	320	320	320	420	Disclosure		Woman Top ('00)			Van Wilder: Taj ('06) ★★				(:25) Sprung ('97)			Guilty Sin	
	MMAX	321	321	321	321	321	321	321	321	422	(:15) Stratton ('18)			Clash of the Titans ('10)				Tour Bus	E.T. A boy and his alien.				Date ('10)	
	SHO	340	340	340	340	340	340	340	340	365	Escape (R)		Bad Moms Xmas			Lavell (R)		Meet the Fockers ('04)				Outrageous ('87)		
	TMC	350	350	350	350	350	350	350	350	385	Beer Hell	The Amityville Horror				Sex Devil (TVMA)			Bad Lieutenant			Jeff Lynne's ('18)		

MONDAY

TUESDAY HIGHLIGHTS

It's Christmas, Eve
6 p.m. on HALL

When a superintendent returns to her hometown to trim the school's budget, she meets a music teacher, but when she realizes that the arts program is about to be cut, she concocts a plan to gather donations to save the music. (HD)

It's Complicated
8 p.m. on CINE

After 10 years of being divorced from each other, a couple engages in a forbidden love affair, compromising his new marriage and her budding relationship while attempting to keep their romance a secret from their children and significant others. (HD)

Greatest Holiday Commercials Countdown 2018
8 p.m. on CW

Hosts Kevin Frazie and Keltie Knight celebrate the holiday season with a countdown of their favorite 12 holiday commercials, one for each of the 12 days of Christmas, as well as take a look at other holiday commercials from the U.S. and abroad. (HD)

We'll Meet Again
8 p.m. on PBS

Ann Curry helps two Alaskans track down childhood friends who also survived the state's massive 1964 earthquake; a woman wants to thank a friend and her mother for shielding her from harm; a man searches for his Little League teammate. PG (HD)

Blockers
8:15 p.m. on HBO

Three protective parents, who are concerned about their high school senior daughters, attempt to stop them from successfully completing a pact to lose their virginity on the night of their prom, which leads to a wild, frenzied affair. (HD)

The Curse of Oak Island
9 p.m. on HIST

Further evidence of a Templar connection is found at Nolan Cross; the team is convinced by hard evidence that the lead cross they discovered is the most historic find that has occurred anywhere in the North American continent. PG (HD)

Lidia Celebrates America
9 p.m. on PBS

Chef Lidia Bastianich journeys to the American heartland to immerse herself in diverse cultures and discover the varying ways Americans celebrate the holidays. (HD)

Brothers in Arms
10:03 p.m. on HIST

Rocco and Eli show off a Civil War Gatling gun to the Bandito team and challenges them to make it more mobile and capable of being held by hand; a client asks for restoration work on a 16th century wall gun; a client brings a WWII FP-45 Liberator.

SPOTLIGHT ON
BY DAN RICE

All Due Recognition

It takes the extended reach of innovative talents to lift us all higher, and many of those effervescent souls are showcased in a variety of new television programming this week.

Seeking worldwide recognition of their individual talents (and charms), nearly 100 women from around the globe will vie for the title on "The 67th Annual Miss Universe Pageant," airing live from the IMPACT Arena in Bangkok, Thailand, Sunday at 7 p.m. on FOX. Steve Harvey once again hosts the three-hour event, which will climax with South Africa's Demi-Leigh Nel-Peters fulfilling her last official duty as Miss Universe 2017 by crowning her successor.

At this junction on the calendar, it's appropriate to remember those great entertainers and influencers who have recently departed from our mortal realm – but not from our thoughts and culture. "Good Morning America" co-anchor Robin Roberts and late-night host Jimmy Kimmel join forces once again to learn more about these beloved figures, through stories shared by those closest to them on "The Year in Memoriam 2018," airing Monday at 10 p.m. on ABC. The one-hour special features the iconic screen star Burt Reynolds, who is paid tribute by ex-wife Loni Anderson, longtime friend John Schneider ("The Dukes of Hazzard"), "Evening Shade" co-star Marilu Henner, and sportscaster Lee Corso, who was his Florida State University roommate when Burt played college football. Also, Gladys Knight, Patti LaBelle, Smokey Robinson and Kelly Clarkson show great R-E-S-P-E-C-T for the legendary Queen of Soul, Aretha Franklin; while Cindy McCain, Joe Lieberman and Lindsey Graham honor the late politician and war hero John McCain. Benedict Cumberbatch, Hank Azaria and Neil deGrasse Tyson memorialize physicist and pop-culture icon Stephen Hawking; and Jeb Bush, Reba McEntire and Condoleezza Rice recall former first lady Barbara Bush.?

South Africa's Demi-Leigh Nel-Peters performs her last official duty as Miss Universe 2017 by crowning her successor on "The 67th Annual Miss Universe Pageant," airing live from the IMPACT Arena in Bangkok, Thailand, Sunday at 7 p.m. on FOX.

A great deal of talent is revealed by clever and intriguing videos posted online, and The CW will provide a festive feast of these memorable clips on the "Greatest Holiday Video Countdown," debuting Tuesday at 9 p.m. The all-new special features the Holderness family, who rose to internet fame with their viral video hit "Christmas Jammies." They will guide the audience through this display of video greeting cards from around the world, from agencies and companies, to families and friends, and everything in between.

We can all appreciate the talent of those to make us laugh, and some gifted jesters will be on stage for the "The 4th Annual Howie Mandel Stand-Up Extravaganza" debuting Thursday at 8 p.m. on The CW. Recorded at the biggest comedy event in the world, the Just for Laughs Festival in Montreal, the show will have host Howie introduce sets from the comedy-folk music duo of Garfunkel & Oates (Riki Lindhome, Kate Micucci), as well as Amanda Seales, Maz Jobrani, Lil Rel Howery and Laurie Kimlartin.

While not as visible in mass media, true brilliance in artistry can be found all over our country. Friday at 9 p.m. on PBS, "Craft in America" explores disciplines that are definitively Californian, from Native Americans continuing ancient traditions, to contemporary artists expressing new iterations of the art of the handmade, such as metalsmith Randy Stromsoe, Pomo basket weaver Corine Pearce, the Arts and Crafts architecture of Greene and Greene, stained glass artists at Judson Studios, and textile artist Deborah Cross. Up next at 10 p.m., the "Visionaries" episode includes artists, curators and collectors who envision limitless possibilities of craft and imagine new methods of achieving that vision. Featured are textile designer and founder of LongHouse Reserve Jack Lenor Larsen, curator Helen Molesworth and Black Mountain College, fiber artist Kay Sekimachi, collector Forrest L. Merrill, and book artist Felicia Rice.



KIDS NEWS SPORTS

EVENING TUESDAY

SPECIALS MOVIES

TUESDAY

DEC. 18	VEN	ENG	SAR	PC	ARC	SPG	SEB	LP	FIOS	6 PM	6:30	7 PM	7:30	8 PM	8:30	9 PM	9:30	10 PM	10:30
BROADCAST																			
ABC 26	-	-	-	7	11	7	-	-	-	**ABC7 News at 6:00pm** (N)	**ABC World News** (N) (HD)	**The 7 O'Clock News** (N) (HD)	**Entertainment Tonight** (N)	**Conners** David's girlfriend.	**The Kids Are Alright:** Pilot	**black-ish** Sharing a room.	**Splitting** A beach get-away.	**The Rookie:** Pilot A man pursues dream as a cop. (TV14) (R) (HD)	
ABC 28	-	-	17	-	-	-	17	17	11	**Action News** (N)	**News** (N) (HD)	**Inside** (TVPG) (N)	**The List** (HD)	**Conners** (TV14)	**The Kids:** Pilot (R)	**black-ish** (TVPG)	**Splitting** (TV14) (R)	**The Rookie:** Pilot Cop aspirations. (TV14)	
ABC 40	7	7	7	10	7	-	-	-	7	**News** (N)	**News** (N) (HD)	**News** (N)	**News** (N)	**Conners** (TV14)	**The Kids:** Pilot (R)	**black-ish** (TVPG)	**Splitting** (TV14) (R)	**The Rookie:** Pilot Cop aspirations. (TV14)	
CBS 10	10	10	10	-	-	-	10	10	10	**10 News This Evening** (N)	**CBS Evening News** (N) (HD)	**Wheel** (TVG) (N) (HD)	**Jeopardy!** (TVG) (N) (HD)	**NCIS:** The Numerical Limit Young refugee is targeted by gang. (R)		**FBI:** Crossfire Sniper strikes with no known motive. (TV14) (R) (HD)		**NCIS: New Orleans:** Hard Knock Life Question evidence. (TV14)	
CBS 11	213	213	-	5	5	5		213	-	**News** (N) (HD)	**News** (N) (HD)	**News** (N) (HD)	**Inside** (TVPG) (N)	**NCIS:** The Numerical Limit Young refugee.		**FBI:** Crossfire Sniper strikes. (TV14) (R) (HD)		**NCIS: New Orleans** Question evidence. (R)	
NBC 8	8	8	8	-	8	-	8	8	8	**News Channel 8 at 6:00** (N)	**NBC Nightly News** (N) (HD)	**News Channel 8 at 7:00** (N)	**Extra** (TVPG) (N) (HD)	**The Voice:** Recap: Live Finale Performances (TVPG) (N) (HD)		**The Voice:** Live Finale, Part 2 (TVPG) (HD)			
NBC 20	-	232	-	2	2	2	-	232	-	**News** (N) (HD)	**Nightly News** (N)	**Wheel** (TVG) (N)	**Jeopardy!** (TVG)	**The Voice** (TVPG) (N) (HD)		**The Voice:** Live Finale, Part 2 (TVPG) (HD)			
FOX 13	13	13	13	-	13	-	13	13	13	(:59) **FOX13 6:00 News** (N)	**FOX13 6:30 News** (N)	**Access** (TVPG) (N) (HD)	**TMZ** (TVPG) (N) (HD)	**Lethal Weapon:** A Whole Lotto Trouble Work-life balance. (TV14)		**The Gifted:** coMplications Polaris' baby gets a deadly illness. (R)		**FOX13 10:00 News** The top news stories are updated. (N) (HD)	
FOX 36	-	-	-	4	4	4	-	-	-	**FOX 4 News at Six** Local news; weather. (N)		**Feud** (TVPG) (R)	**Feud** (TVPG) (R)	**Lethal Weapon** Work-life balance. (TV14)		**The Gifted:** coMplications Deadly illness. (R)		**FOX 4 News at Ten** Nightly news report. (N)	
PBS 3	3	17	3	-	-	-	3	3	3	**News** (TVPG)	**Report** (N) (HD)	**The PBS NewsHour** (N) (HD)		**We'll Meet Again** Alaskan earthquake. (N)		**Lidia Celebrate** Holiday traditions. (TVG)		**Frontline** Promoting fake news. (R) (HD)	
PBS 30	-	3	-	3	3	3	-	-	-	**News** (TVPG)	**Report** (N) (HD)	**The PBS NewsHour** (N) (HD)		**We'll Meet Again** Alaskan earthquake. (N)		**Lidia Celebrate** Holiday traditions. (TVG)		**Frontline** Promoting fake news. (R) (HD)	
CW 46	-	-	-	6	21	6	-	-	-	**Bang** (TVPG) (HD)	**News** (N) (HD)	**Bang** (TVPG) (HD)	**Bang** (TV14) (HD)	**Holiday Commercials** Holiday commercials.		**Greatest Holiday Video Countdown** (N) (HD)		**News at10pm** (N) (HD)	
CW 44	9	9	9	-	-	-	9	9	4	**black-ish** (TVPG)	**black-ish** (TVPG)	**Friends** (TVPG)	**Girls** (TV14) (HD)	**Holiday Commercials** Holiday commercials.		**Greatest Holiday Video Countdown** (N) (HD)		**Men** (TV14) (HD)	**Men** (TV14) (HD)
MYN 38	11	11	11	-	-	-	11	11	14	**Extra** (TVPG) (N)	**Entertainment** (N)	**Feud** (TVPG) (R)	**CMA Red Carpet**	**News Channel 8 News at 8pm** (N)		**Chicago P.D.** Burgess' shooting. (TV14)		**Chicago P.D.** Task force case. (TV14) (HD)	
IND 32	12	12	12	-	38	-	4	4	12	**Goldbergs** (TVPG)	**Goldbergs** (TVPG)	**Bang** (TVPG) (HD)	**Bang** (TV14) (HD)	**Mom** (TV14) (HD)	**Mom** (TV14) (HD)	**Man** (TVPG) (HD)	**Man** (TVPG) (HD)	**Chicago P.D.:** The Silos Burgess' partner.	
ION 66	2	2	2	13	26	-	438	438	17	**Criminal Minds** Immigrant killer. (TV14)		**Criminal Minds** Serial killer clue. (TV14)		**Criminal Minds:** Cure Messages in mouths.		**Criminal Minds:** Miasma Mass grave. (HD)		**Criminal Minds** Quadruple homicide. (TV14)	
WCLF 22	22	22	22	-	-	-	22	22	2	**Christian Fitness**	**Meyer** (TVG) (N)	**Rhema** (TVG)	**The Great Awakning**		**Excellence**	**Contending**	**Wommack** (TVG)	**Perry** (TVG) (N)	**Watch Therefore**
WRXY 49	-	-	-	22	44	10	-	-	-	**Meyer** (TVG) (N)	**Saving the**	**The THREE**	**The Great Awakning**		**Action For Life**	**News** (TVG)	**Meyer** (TVG) (N)	**Jeffress** (TVG)	**Wommack** (TVG)
TLF 50	23	23	23	-	95	-	23	23	5	**Noticias** (N)	**Noticiero Univ.** (N)	**La rosa de Guadalupe** Final feliz. (TV14)		**Jesús** La historia de Jesús. (N)		**Mi marido tiene más familia** (HD)		**Amar a muerte** (N) (HD)	
UNIV 62	15	15	15	-	-	-	15	15	6	**Por ella soy Eva** Bajo un disfraz. (TV14)		**Entre dos amores** (TVPG) (HD)		**Como dice el dicho** Relato y reflexión. (HD)		**Rosario Tijeras** Rosario vive una historia tormentosa con Antonio y Emilio. (TV14) (HD)			
CABLE																			
A&E	26	26	26	26	39	50	26	26	181	**First 48** A shot man.		**L. Remini** (TV14) (R)		**L. Remini** (TV14) (R)		**Leah Remini** (TV14)		**Smart:** Part 1 (TV14)	
AMC	56	56	56	56	30	53	62	62	231	**Willy Wonka Chocolate** ('71) Boy wins tour.		**The Polar Express** ('04, Holiday) ★★★ Tom Hanks. Boy takes train ride to North Pole. (G) (HD)				**The Polar Express** ('04, Holiday) ★★★ Tom Hanks. Boy takes train ride to North Pole. (G) (HD)			
APL	44	44	44	44	36	68	44	44	130	**Lone Star** (TV14) (R)		**Lone Star** (TV14) (R)		**North Wood**	**Lone Star**	**Lone Star** (TV14) (N)		**Lone Star** (TV14) (N)	
BET	35	35	35	35	40	22	51	51	270	**Movie**						**Hustle In Brooklyn** Success in Brooklyn.		**Hustle In Brooklyn** Success in Brooklyn.	
BRAVO	68	68	68	68	254	51	65	65	185	**Below Deck** (TV14)		**Below Deck** (TV14)		**Below Deck** (TV14)		**Below Deck** (TV14)		**Unanchored** (TV14)	
COM	66	66	66	66	15	27	52	52	190	**Office:** The Sting	(:50) **The Office** Going to corporate. (TV14)		**Office:** Christening	**Office** (TV14) (HD)	**Office** (TV14) (HD)	**Drunk Hist** (TV14)	**Drunk Hist:** Food	**Drunk Hist** (TV14)	**Drunk Hist** (TV14)
DISC	40	40	40	40	25	43	43	43	120	**Deadliest Catch** Crab fishermen. (TV14)		**Dirty Jobs:** Bell Maker Making giant bells.		**Take Back the Harbor** (N) (HD)		(:01) **Dirty Jobs** Shingles in Oregon. (TVPG)		**Dirty Jobs:** Reef Ball Maker Artificial reef.	
E!	46	46	46	46	27	26	46	46	196	(4:30) **Overboard** ('87)		**E! News** (N) (HD)		**Little Fockers** ('10) ★★ Impressing in-laws.				**Busy** (N)	**Overboard**
EWTN	243	243	243	12	243	17	243	243	285	**News**	**Rosary**	**Daily Mass** (TVG) (R)		**Angelica** (TVG) (R)		**News**	**Rosary**	**Fr. Mitch Pacwa** (R)	
FOOD	37	37	37	37	183	76	88	88	164	**Chopped** (TVG) (R)		**Chopped** (TVG) (R)		**Chopped** (TVG) (R)		**Chopped** (TVG) (N)		**Chopped** (TVG) (R)	
FREE	55	55	55	55	10	46	58	58	199	(5:45) **The Holiday** ('06, Comedy) ★★★ Cameron Diaz. Two women suffering from romance woes decide to swap homes over Christmas. (HD)						**The Santa Clause** ('94) After accidentally killing Santa, a divorced father turns into St. Nick.			
FX	51	51	51	51	58	49	34	34	53	(5:30) **Night at the Museum** ('06, Adventure) ★★½ Museum exhibits come to life at night. (PG)				**Christmas with the Kranks** ('04, Comedy) ★★ Family prepares last-minute celebration. (PG)				**Christmas with the Kranks** ('04, Comedy)	
GSN	179	179	179	179	34	179	80	80	184	**Feud**	**Feud**	**Feud**	**Feud**	**Feud**	**Feud**	**Feud**	**Feud**	**Feud**	**Feud**
HALL	5	5	5	17	137	73	86	86	240	**It's Christmas, Eve** A superintendent makes plans to save her hometown's music program.				**A Gingerbread Romance** ('18, Holiday) Jordana Lajoie. Architect and baker build house.				**Christmas at Pemberley Manor** ('18) ★★★	
HGTV	41	41	41	41	53	42	258	258	165	**Fixer Uppr** (TVG) (R)		**Fixer Uppr** (TVG) (R)		**Fixer Uppr** (TVG) (R)		**Hunters**	**Hunters**	**Hunters**	**Hunters**
HIST	81	81	81	81	33	65	126	126	128	**Oak Island**	**Oak Island** (TVPG)		**Oak Island** (TVPG)		**Behind Dig**	**Oak Island** (TVPG)		**Brothers** Gatling gun.	
HSN	24	24	24	24	51	19	16	16	151	**HSN** (TVG) (HD)		**HSN** (TVG) (HD)		**HSN** (TVG) (HD)		**HSN** (TVG) (HD)		**HSN** (TVG) (HD)	

EVENING TUESDAY

KIDS NEWS SPORTS — SPECIALS MOVIES

DEC. 18	VEN	ENG	SAR	PC	ARC	SPG	SEB	LP	FIOS	6 PM	6:30	7 PM	7:30	8 PM	8:30	9 PM	9:30	10 PM	10:30
CABLE																			
LIFE	36	36	36	36	52	41	36	36	140	**Love at the Christmas Table** ('12, Holiday) ★★½ Man realizes best friend is "the one." (NR)				**Married at First Sight** Couples stressed. (R)		**Married at First Sight** Wife is confronted.		**Married at First Sight** A final visit. (TV14)	
OWN	58	58	58	58	47	67	56	56	145	**Police** (TV14) (HD)		**Police** (TV14) (HD)		**Haves** Benny's case.		**Haves** (TV14) (R) (HD)		**Haves** The truth. (R)	
PRMT	57	57	57	57	29	63	54	54	54	**Mom** (TV14) (HD)	**Mom** (TV14) (HD)	**Friends** (TV14)	**Friends** (TV14)	**Friends** (TV14)	**Friends** (TV14)	**Friends** (TV14)	**Friends** (TV14)	**Ink Master** (TV14) (N) (HD)	
SYFY	67	67	67	67	253	64	55	55	180	**The Fifth Element** ('97) Cabbie's adventure.		**Jeepers Creepers** A cannibalistic demon pursues twin college students on their way home.				**I Am Number Four** ('11, Science Fiction) Alex Pettyfer. Eight teenage aliens live on Earth.			
TBS	59	59	59	59	32	62	59	59	52	**Fam Guy** (TV14)	**Fam Guy** (TV14)	**Fam Guy** (TV14)	**Bang** Tenure fight.	**Bang** (TVPG) (HD)	**Bang** (TVPG) (HD)	**Bang** (TVPG) (HD)	**Bang** (TVPG) (HD)	**Bang** (TVPG) (HD)	**Guest Book** (N)
TCM	65	65	65	65	65	74	169	169	230	(5:45) **Woman of the Year** ('42) ★★★½ Spencer Tracy. Writers with nothing in common try love.				(:07) **The Absent Minded Professor** ('61, Fantasy) ★★★ Teacher invents flubber. (G)				**Son of Flubber** ('63) ★★½ Anti-gravity formula	
TLC	45	45	45	45	57	72	45	45	139	**7 Little** (TVPG) (R)		**7 Little** (TVPG) (R)		**7 Little Johnstons** (TVPG) (N) (HD)				**Daughtered** (TVPG)	
TNT	61	61	61	61	28	55	61	61	51	(5:30) **Gone in 60 Seconds** ('00, Action) Nicolas Cage. A retired car thief must steal 50 cars.				**Law Abiding Citizen** ('09, Crime) ★★★ Jamie Foxx. A man seeks revenge for family murders.				**London Has Fallen** ('16) Agent must save.	
TRAV	69	69	69	69	260	66	260	260	170	**Exp Unknwn** (TVPG)		**Exp Unknwn** (TVPG)		**Legends** (TVG) (N)		**Expedition Unknown** Buried treasure. (N)			
TRUTV	63	63	63	63	50	30	60	60	183	**Jokers**	**Jokers**	**Jokers**	**Jokers**	**Jokers**	**Jokers**	**Jokers**	**Jokers**	**Adam Ruins**	**Adam Ruins**
TVLND	62	62	62	62	31	54	57	57	241	**M*A*S*H**	**M*A*S*H**	**M*A*S*H**	**M*A*S*H**	**M*A*S*H**	**Loves Ray.**	**Loves Ray.**	**Loves Ray.**	**Men** (HD)	**Men** (HD)
USA	34	34	34	34	22	52	35	35	50	**Family:** Treehouse	**Family** (TVPG)	**Family** (TVPG)	**Family:** Egg Drop	**WWE SmackDown** (HD)				**Chrisley** (TV14) (R)	**Chrisley** (TV14) (R)
WE	117	117	117	117	117	117	117	117	149	**Law & Order:** Submission Dog fighting. (HD)		**Law & Order:** Angelgrove Stoned to death.		**Law & Order** Green up for murder. (TV14)		**Law & Order:** Bogeyman Cult victim. (TV14)		**Law & Order:** Strike Legal aid strike. (TV14)	
WGN	16	16	16	19	41	11	95	95	68	**Blue Bloods** Cop family. (TV14) (HD)		**Cops** (TVPG) (HD)	**Cops** (TVPG) (HD)	**Cops** (TVPG) (HD)	**Cops** (TVPG) (HD)	**Cops** (TVPG) (HD)	**Cops** (TVPG) (HD)	**Cops** (TVPG) (HD)	**Cops** (TVPG) (HD)
SPORTS																			
ESPN	29	29	29	29	12	58	29	29	70	**SportsCenter** (N) (HD)		**College Football:** 2018 Cheribundi Boca Raton Bowl: UAB Blazers vs Northern Illinois Huskies from FAU Stadium in Boca Raton, Florida (Live) (HD)							**SportsCenter** (HD)
ESPN2	30	30	30	30	6	59	30	30	74	**College Basketball:** Princeton Tigers at Duke Blue Devils (Live) (HD)				**College Basketball:** Buffalo Bulls at Syracuse Orange from Carrier Dome (Live) (HD)				**Wom. College Basketball** (Live) (HD)	
FS1	48	48	48	48	42	69	48	48	83	**NFL Films** (N) (HD)	**College Basketball:** Appalachian State Mountaineers at Georgetown Hoyas (Live) (HD)				**College Basketball:** Presbyterian Blue Hose at Butler Bulldogs (Live) (HD)				**Inside Boxing**
FSN	72	72	72	72	72	56	66	66	77	(5:00) **UFC Reloaded** (HD)				**World Poker Tour: King of the Club** (HD)		**Golf Life** (HD)	**Marlins LIVE!**	**To Be Announced** Info unavailable.	
FSSUN	38	38	38	38	45	57	38	38	76	**Do Florida** (HD)	**Boxing 30** (HD)	**College Basketball:** Albany Great Danes at Providence Friars (Live) (HD)				**Lightning** (HD)	**Lightning** (Live)	**NHL Hcky:** Tampa Bay vs Vancouver	
GOLF	49	49	49	49	55	60	49	49	93	**Golf Central** (HD)	**Playing Lessons**	**School** (TVG) (HD)	**Golf Acd** (HD)	**To Be Announced** Program information is unavailable at this time.				**To Be Announced** Info unavailable.	
NBCSN	71	71	71	71	54	61	42	42	90	**Proving Grounds**	**Proving Grounds**	**NHL Live**		**NHL Hcky** (HD)					(:45) **Overtime** (HD)
KIDS																			
DISN	136	136	136	136	99	45	136	136	250	**Stuck Mid.**	**Coop & Cam**	**BUNK'D**	**BUNK'D**	**Raven**	**Raven**	**Raven**	**Stuck Mid.**	**BUNK'D**	**BUNK'D**
NICK	25	25	25	25	24	44	25	25	252	**Loud House**	**Loud House**	**Loud House**	**Loud House**	**Loud House**	**SpongeBob**	**SpongeBob**	**SpongeBob**	**Friends**	**Friends**
TOON	80	80	80	80	46	20	57	87	257	**Titans**	**Titans**	**We Bare**	**Dramarama**	**Gumball**	**Gumball**	**Dad** (HD)	**Dad** (HD)	**Burgers**	**Burgers**
NEWS																			
CNBC	39	39	39	39	59	37		39	102	**Mad Money** (N) (HD)		**Shark Tank** (TVPG)		**Shark Tank** (TVPG)		**The Profit** (TVPG) (N)		**The Profit** (TVPG) (N)	
CNN	32	32	32	32	18	38	39	32	100	**Situation Room** (N)		**Erin Burnett** (N) (HD)		**Cooper 360°** (N) (HD)		**Cuomo Prime** (N) (HD)		**CNN Tonight** (N) (HD)	
CSPN	18	18	18	18	37	12	96	96	109	(10:00) **Public Affairs Events** Public affairs events are presented. (R)						**Politics & Public Policy Today** (R) (HD)			
FNC	64	64	64	64	48	71	64	64	118	**Special Report** (N)		**The Story** (N) (HD)		**Tucker Carlson** (N)		**Hannity** (N) (HD)		**Ingraham Angle** (N)	
MSNB	83	83	83	83	185	40	82	82	103	**Beat Ari Melber** (N)		**Hardball** (N) (HD)		**Chris Hayes** (TVPG)		**Rachel Maddow** (N)		**Last Word** (N) (HD)	
SNN	6	6	6	11	-	-	-	-	-	**SNN Eve**	**Eve @ 6:30**	**ES.TV**	**Celebrity**	**News**	**News**	**DailyMail**	**DailyMail**	**SNN Late**	**SNN Late**
MUSIC																			
CMTV	47	47	47	47	35	24	37	37	221	**Man** (TVPG) (HD)	**Man** (TVPG) (HD)	**Movie**					**Movie**		
MTV	33	33	33	33	23	48	33	33	210	**Jersey Shore: Family Vacation** (TV14)		**Jersey Shore: Family Vacation** (TV14)		**The Challenge** Battling athletes. (TV14) (HD)		**The Challenge:** CT's Getting Married Part 2		**Ridiculous** (TV14)	**Ridiculous** (TV14)
VH1	50	50	50	50	43	23	50	50	217	**Wild 'N Out** (TV14)	**Wild 'N Out** (TV14)	**Friends and Family Hustle** (TVPG) (R) (HD)		**Friends and Family Hustle** (TVPG) (R) (HD)		**Love & Hip Hop** (TV14) (R) (HD)		**Love & Hip Hop** (TV14) (R) (HD)	
PREMIUM																			
ENC	150	150	150	150	150	150	150	150	350	**Mission: Impossible II** ('00) A rogue agent becomes a terrorist.		(:57) **The Social Network** ('10, Drama) ★★★½ Jesse Eisenberg. College student's website revolutionizes networking and stirs legal action.				**Fantastic Four** ('05) Four astronauts acquire superhuman powers after being exposed to gamma rays.			**X-Men: The Last Stand** ('06)
HBO	302	302	302	302	302	302	302	302	400	**Icebox** Boy seeks asylum.	**Pete Holmes: Dirty Clean** A stand-up special. (TVMA) (R) (HD)	**VICE News Tonight** (TV14)		(:15) **Blockers** ('18, Comedy) ★★★ Leslie Mann, Ike Barinholtz. Three parents try to stop their daughters from losing virginity on prom night.				**Real Sports with Bryant Gumbel** (N) (HD)	
HBO2	303	303	303	303	303	303	303	303	402	**Annabelle: Creation** ('17) Nun and several girls are terrorized by the vengeful spirit of a demonic doll.			(:25) **Sally4Ever:** Episode 6	**You've Got Mail** ('98, Romance) ★★★ Tom Hanks, Meg Ryan. A woman begins an online romance with a man who hides his true identity.				**Bleed Out** ('18, Documentary) (HD)	
HBOS	304	304	304	304	304	304	304	304	404	(4:30) **The Post** ('18, Drama)	**Spielberg** ('17) A look is taken at the career and achievements of the famous filmmaker, and interviews are held with actors that have worked with him, along with family. (HD)					**Ready Player One** ('18, Science Fiction) ★★★ Tye Sheridan, Olivia Cooke. Virtual reality world users attempt to find its late creator's fortune.			
MAX	320	320	320	320	320	320	320	320	420	(:15) **Get Out** ('17, Horror) ★★★½ Daniel Kaluuya, Allison Williams. Man discovers terrifying truth concerning girlfriend's parents. (R) (HD)				**It's Complicated** ('09, Comedy) Meryl Streep, Steve Martin. A divorced couple has a secret love affair in spite of one partner's remarriage.				**Breakin' All the Rules** Man writes a break-up handbook for men.	
MMAX	321	321	321	321	321	321	321	321	422	(5:00) **Self/Less** ('15, Thriller) Man's mind transferred to cadaver.		**The Hitman's Bodyguard** ('17, Comedy) ★★★ Ryan Reynolds. A top protection agent must escort a master assassin to a critical trial. (R)				**Predators** ('10, Science Fiction) Faction of elite warriors is hunted by members of merciless alien race.			**Green Zone** ('10) Lies in Iraq.
SHO	340	340	340	340	340	340	340	340	365	**Pirates of the Caribbean: At World's End** ('07) ★★★ All-pirate war.		**The Bourne Ultimatum** ('07, Thriller) ★★★½ Matt Damon, Julia Stiles. An amnesiac assassin tries to uncover the secrets of his past. (PG-13)				**Inside the NFL:** 2018 Week 15 (TVPG) (N) (HD)		**Escape At Dannemora:** Part 5 The day of the escape arrives. (R)	
TMC	350	350	350	350	350	350	350	350	385	**Exposure** ★½ An ancient evil.	(:25) **The House on Sorority Row** ('83) Kate McNeil. Killer stalks group of sorority sisters. (R) (HD)			**The Professional** ('94, Thriller) Jean Reno, Gary Oldman. An eccentric hitman takes in a 12-year-old girl after her parents are murdered.				**Sweet Virginia** ('17, Thriller) Two outsiders form loose alliance. (R)	

TUESDAY

LATE NIGHT TUESDAY

KIDS NEWS SPORTS — SPECIALS MOVIES

DEC. 18

		VEN	ENG	SAR	PC	ARC	SPG	SEB	LP	FIOS	11 PM	11:30	12 AM	12:30	1 AM	1:30	2 AM	2:30	3 AM	3:30	4 AM	4:30	5 AM	5:30
BROADCAST	ABC 26	-	-	-	7	11	7	-	-	-	News	Kimmel		Nightline	Extra	ET	Men	World News (N)			News	News	News (N)	
	ABC 28	-	-	17	-	-	-	17	17	11	News	Kimmel		Nightline	(:07) Dr. Oz		Paid	World News (N)			News	News	News	News
	ABC 40	7	7	7	10	7	-	-	-	7	News	Kimmel		Nightline	Paid	Celebrity	Paid	Recipe	World News (N)			News	News	News
	CBS 10	10	10	10	-	-	-	10	10	10	10 News	Late Show		Corden		Paid	Paid	(:37) News			News	10 News	10 News	
	CBS 11	213	213	-	5	5	5		213	-	News	Late Show		Corden		Access	Dr. Phil		News (N)		News	News	News (N)	
	NBC 8	8	8	8	-	8	-	8	8	8	News	Tonight		Late Night		Carson	Today (R)		Doctors		Early	News	News	News
	NBC 20	-	232	-	2	2	2	-	232	-	News	Tonight		Late Night		Carson	Today (R)		Dr. Oz (R)		Early	News	News (N)	
	FOX 13	13	13	13	-	13	-	13	13	13	11 News		Six	Dish	11 News		30	TMZ	TMZ Live		FOX13	News	News	News
	FOX 36	-	-	-	4	4	4	-	-	-	News	Feud	TMZ	Minute	Mathis		Paternity	TMZ Live		The Real		News	News at 5A	
	PBS 3	3	17	3	-	-	-	3	3	3	Sacred (TV14) (R)			Amanpour		R. Steve	Frontline		Christmas		Ind. Lens		Antiques	
	PBS 30	-	3	-	3	3	3	-	-	-	TBA		TBA	Legacy	America		Frontline		Christmas		Ind. Lens		Antiques	
	CW 46	-	-	-	6	21	6	-	-	-	Girls	Girls	Goldberg	Goldberg	Mike	Mike	Mother	Mother	Queens	Queens	Game	Game	Seinfeld	Seinfeld
	CW 44	9	9	9	-	-	-	9	9	4	Girls	Friends	Rules	Rules	DailyMail	Paid	Comics	Hill	Paid	Paid	Paid	Paid	Business	Paid
	MYN 38	11	11	11	-	-	-	11	11	14	Seinfeld	Seinfeld	Cops	Cops	Crimes	Killer	Files	ET	Mathis (R)		Court (R)		Shepherd	
	IND 32	12	12	12	-	38	-	4	4	12	Bang	Fam Guy	Fam Guy	Dad	Dad	Cleve.	STEVE (N)		Jokers	Jokers	Mother	Mother	Wilkos (R)	
	ION 66	2	2	2	13	26	-	438	438	17	Minds (HD)		Minds (HD)		Minds (HD)		Minds (HD)		Paid	Paid	Inspiration (TVPG)			
	WCLF 22	22	22	22	-	-	-	22	22	2	Purpose	Awakning		You & Me Prayer line.						CTNSpec	700 Club		R. Fields	Rippy
	WRXY 49	-	-	-	22	44	10	-	-	-	Christ	Kolenda	Life	You & Me Prayer line.						Reign	Gaither		Rogers	Fitness
	TLF 50	23	23	23	-	95	-	23	23	5	Noticias	Noticiero	Deportivo		Cachito		Salvajes		Vecinos	Pagado	El gordo		Primer	Noticiero
	UNIV 62	15	15	15	-	-	-	15	15	6	Tiro de		Laura (HD)		Imperdonab (TV14) (HD)				Pagado	Pagado	Pagado	Pagado	Veredicto	
CABLE	A&E	26	26	26	26	39	50	26	26	181	Smart (R)		L. Remini		L. Remini		Smart (R)		Smart (R)		Paid	Paid	Paid	Paid
	AMC	56	56	56	56	30	53	62	62	231	Jingle All the Way ('96)				Uncle Buck ('89) ★★★				Nothing Like Holidays ('08)					M*A*S*H
	APL	44	44	44	44	36	68	44	44	130	Lone Star		Lone Star		N. Wood	Lone Star	Lone Star (TV14) (R)				N. Wood	Lone Star	Lone Star	
	BET	35	35	35	35	40	22	51	51	270	Raq Rant	Hustle In		Raq Rant	Martin	Martin	Martin	(:50) Martin		Martin	J. Foxx	J. Foxx	J. Foxx	J. Foxx
	BRAV	68	68	68	68	254	51	65	65	185	Watch	Below Deck		Vanderpump		Below Deck		Below Deck		Watch	Paid	Paid	Paid	Paid
	COM	66	66	66	66	15	27	52	52	190	Daily	Office	S. Park	S. Park	S. Park	Daily	S. Park	S. Park	S. Park	S. Park	S. Park	Key Peele	Paid	Paid
	DISC	40	40	40	40	25	43	43	43	120	Dead. Ctch		Take Back		(:01) Jobs		(:01) Jobs		Outlaws		Outlaws		Outlaws	
	E!	46	46	46	46	27	26	46	46	196	(10:30) Overboard ('87)				Busy	Sex/City	Sex/City	Sex/City	Sex/City	Sex/City	Kardashian		Kardashian	
	EWTN	243	243	243	12	243	17	243	243	285	Holy Lnd	WomenG	Daily Mass		Angelica		News	Theater (R)		(:50) Papal	Aud.		Holiday	Concert
	FOOD	37	37	37	37	183	76	88	88	164	Chopped		Chopped		Chopped		Chopped		Chopped		Chopped Jr		Paid	Paid
	FREE	55	55	55	55	10	46	58	58	199	700 Club		12 Dates of Christmas				Paid	Paid	700 Club		Paid	Paid	Reign	Life
	FX	51	51	51	51	58	49	34	34	53	Kranks ★★		Krampus ('15, Horror)				Mother	Mother	Paid	Paid	Paid	Paid	Paid	Paid
	GSN	179	179	179	179	34	179	80	80	184	Cash Cab	Cash Cab	Feud	Feud	America	Chain	Idiotest	Idiotest	Winsanity	Divided	Paid	Paid	Paid	Makeup!
	HALL	5	5	5	17	137	73	86	86	240	Christmas		The Mistletoe Promise				The Christmas Parade				My Christmas Dream			
	HGTV	41	41	41	41	53	42	258	258	165	Hunters	Hunters	Hunters	Hunters	Hunters	Hunters	Hunters	Hunters	Fixer Uppr		Paid	Paid	Paid	Paid
	HIST	81	81	81	81	33	65	126	126	128	Oak Island		Behind	Oak Island		Brothers		Oak Island		Oak Islnd	Oak Islnd	Paid	Paid	Paid
	LIFE	36	36	36	36	52	41	36	36	140	Married (R)		Married (R)		Married (R)		Married (R)		Married (R)		Paid	Paid	Paid	Paid
	OWN	58	58	58	58	47	67	56	56	145	Haves (R)		Haves (R)		Haves (R)		Haves (R)		Haves (R)		Dateline		Dr. Phil	
	PRMT	57	57	57	57	29	63	54	54	54	Remember the Titans ('00)					Ink Master		Men	Men	Men	Paid	Paid	Paid	Paid
	SYFY	67	67	67	67	253	64	55	55	180	I Am Four	Futurama	Futurama	Futurama	Futurama	Futurama	Eragon A dragon's egg.				Paid	Paid	Paid	Paid
	TBS	59	59	59	59	32	62	59	59	52	Conan (R)		Guest Bk	New Girl	New Girl	New Girl	New Girl	Girls	Girls	Girls	Girls	Girls	Ray.	Ray.
	TCM	65	65	65	65	65	74	169	169	230	Flubber		Great Athlete ('73) ★★ (G)				(:07) Strongest Man ('75)				(:07) Gus ('76) Ed Asner.			
	TLC	45	45	45	45	57	72	45	45	139	Daughtered		7 Little (TVPG) (R) (HD)				Daughtered (TVPG) (R)				Say Yes		4 Houses	
	TNT	61	61	61	61	28	55	61	61	51	London (R)		NCIS: NO		NCIS: NO		NCIS: NO		NCIS: NO		NCIS: NO		NCIS: NO	
	TRAV	69	69	69	69	260	66	260	260	170	Encounters		Exp Unknwn (TVPG) (R)				Encounters		Legends		Paid	Paid	Paid	Paid
	TRUTV	63	63	63	63	50	30	60	60	183	Jokers	Jokers	Jokers	Jokers	Jokers	Jokers	Adam	Adam	Adam	Adam	Paid	Paid	Paid	Paid
	TVLND	62	62	62	62	31	54	57	57	241	Queens	Queens	Queens	Queens	Men	Men	Goldberg	Goldberg	Christine	Christine		Christine	Golden	Golden
	USA	34	34	34	34	22	52	35	35	50	Chrisley	Chrisley	Chrisley	Chrisley	Chrisley	Chrisley	Chicago PD		Chicago PD		Chicago PD		Chicago PD	
	WE	117	117	117	117	117	117	117	117	149	Law & Ordr		Law & Ordr		Law & Ordr		Law & Ordr		Order: CI		Bridezilla		Paid	Paid
	WGN	16	16	16	19	41	11	95	95	68	Cops	Cops	Married	Married	Married	Married	Mother	Mother	Elementary		Camp Mtg.		Paid	Paid
SPORTS	ESPN	29	29	29	29	12	58	29	29	70	Sports (N)		SC (N) (HD)		Sports (N)		Sports (N)		Drone (HD)		Coll. Ftbl (Replay) (HD)			
	ESPN2	30	30	30	30	6	59	30	30	74	Wom Bball		Horn	Interruptn	First Take (HD)				Sports (N)		Sports		Sports	
	FS1	48	48	48	48	42	69	48	48	83	PBC Box.	PBC	TMZ Sprt	NFL Films	PBC Boxing		College Bball (Replay)				College Bball (Replay)			
	FSN	72	72	72	72	72	56	66	66	77	TBA		TBA		Marlins	Marlins	To Be Announced				Paid	Paid	Paid	Paid
	FSSUN	38	38	38	38	45	57	38	38	76	NHL (Live) (HD)			Lightning	NHL Hcky (Replay) (HD)					Lightning	Paid	Paid	Paid	Paid
	GOLF	49	49	49	49	55	60	49	49	93	TBA		Golf Cntrl	To Be Announced				Review		Paid	Paid	Paid	Paid	Golf Cntrl
	NBCSN	71	71	71	71	54	61	42	42	90	Overtime	Caffeine	Caffeine	Caffeine	Caffeine	Mecum Auto			Paid	Paid	Paid	Paid	Paid	Paid
NEWS	CNN	32	32	32	32	18	38	39	32	100	CNN Tonite		360° (R)		Cuomo (R)		CNN Tonite		CNN Tonite		Early (N)		Early (N)	
	FNC	64	64	64	64	48	71	64	64	118	News (N)		Tucker (R)		Hannity (R)		Ingraham		News (R)		FOX-Friend		FOX-Friend	
	MSNBC	83	83	83	83	185	40	82	82	103	11th Hour		Maddow		O'Donnell		11th Hour		Hayes (R)		11th Hour		First Look	
	SNN	6	6	6	11	-	-	-	-	-	SNN Late	Celebrity	Paid	Paid	Paid	Paid	Paid	Paid	News	News	News	News	News	News
PREMIUM	ENC	150	150	150	150	150	150	150	150	350	X-Men: Last ('06)				(:38) Tremors ('90)		Hook ('91) Man revisits past.					(:44) M:I-2 ('00) ★★½		
	HBO	302	302	302	302	302	302	302	302	400	Icebox ('18) (HD)				VICE (TVMA) (R)		Father Figures ('17) ★★★				Gumbel		Prestige	
	HBO2	303	303	303	303	303	303	303	303	402	Bleed Out	Holmes			Tomb Raider ('18) ★★★			Empire ('02) ★★½			(:10) Sleight ('17)			Bring It
	HBOS	304	304	304	304	304	304	304	304	404	The Terminal Living in airport.					Postman Always ('81) ★★			Murder at 1600 ('97) ★★½					Animals.
	MAX	320	320	320	320	320	320	320	320	420	Breakin'	Tour Bus	Primeval ('07) ★½			Hide Seek ('05)		The Shack ('17) Strangers help.						Off Air
	MMAX	321	321	321	321	321	321	321	321	422	Green Zone ('10)			Thorough ('18) (R)			(:20) The Hours ('02) ★★★				Time Traveler Wife ('09)			
	SHO	340	340	340	340	340	340	340	340	365	Inside NFL		R. Donovan		Korn's Brian ('18)			Inglourious Basterds ('09) (R)					Witness	
	TMC	350	350	350	350	350	350	350	350	385	Sweet	All I See Is You ('17) ★★				The Collector ★★½			Fight Valley ('16)			Isn't Funny ('15)		

TUESDAY

WEDNESDAY HIGHLIGHTS

Ernest Saves Christmas
6 p.m. on WE

A worn-out Santa Claus heads to Florida in search of a successor and meets up with well-intentioned, bungling cab driver who helps him on his hunt, and they appoint a washed-up, children's show host to take the position.

Tremors
7:22 p.m. on ENC

Two handymen living in a small desert town find mutilated corpses and warn their friends and neighbors about gigantic flesh-eating worms that are popping up from under the ground and making a meal out of everyone they can catch. (HD)

Ant-Man
7:30 p.m. on USA

A thief recently released from prison is recruited by a scientist to infiltrate a laboratory by utilizing a super-suit whose technology includes the abilities to reduce the wearer's size, increase their strength and communicate with insects. 12 (HD)

Olaf's Frozen Adventure
8 p.m. on ABC

Olaf joins Sven on a merry mission as Anna and Elsa host the first event of the holiday season since the gates reopened, but when the sisters realize that they don't have their own family rituals, Olaf seeks to bring home the best traditions. (HD)

Kingsman: The Golden Circle
8 p.m. on HBO

The destruction of the Kingsman's command post leads them to unite with Statesman, their American counterpart in the allied spy organization business, in an attempt to save the world from a ruthless criminal syndicate known as "The Golden Circle." (HD)

Vikings
9 p.m. on HIST

Floki is forced to make an important decision as Iceland is stricken by grief and celebrations in Ivar's honor continue in Kattegat; Harald's army makes progress to arrive in Wessex; a certain conspiracy circulates against King Alfred in court. 12 (HD)

The Bridges of Madison County
9 p.m. on SHOW

A beautiful woman, who is completely dissatisfied with her distant marriage and the responsibilities of motherhood, finds a secret romance with a worldly traveling photographer, threatening to destroy her life altogether.

Pentatonix: A Not So Silent Night
10 p.m. on NBC

Special guests join Grammy Award-winning a cappella group Pentatonix as they set out on a remarkable adventure throughout Las Vegas, where they make stops to several locations along the legendary Strip while they celebrate the holiday. PG (HD)

SUDOKU

3			7			1		8
	7				6		2	
		9		2		4		
	2				8		1	
4		6		7		3		
		8	5					7
		1			3		5	
	8		4			6		
5			9	1				4

FILL IN THE PUZZLE GRID SO THAT EVERY ROW, EVERY COLUMN, AND EVERY 3X3 BOX CONTAINS THE DIGITS 1 THROUGH 9.

solution

4	3	8	2	1	9	7	6	5
1	9	6	7	5	4	3	8	2
2	5	7	3	8	6	1	4	9
7	4	2	9	6	5	8	3	1
5	8	3	1	7	2	9	6	4
9	1	9	8	4	3	5	2	7
3	7	4	5	2	8	9	1	6
9	2	5	6	3	1	4	7	8
8	6	1	4	9	7	2	5	3

MOMENTS IN TIME

On Dec. 18, 1620, the British ship Mayflower docks at modern-day Plymouth, Massachusetts, and its passengers prepare to begin their new settlement, Plymouth Colony. By spring, 50 of the original 102 Mayflower passengers were dead of illness and starvation.

On Dec. 22, 1900, the first car to be produced under the "Mercedes" name is delivered to its buyer: Emil Jellinek, the Austrian car racer. Jellinek was so confident it would win races that he bought 36 of them, and the company agreed to name its new machine after Jellinek's daughter, Mercedes.

KIDS NEWS SPORTS

EVENING WEDNESDAY

SPECIALS MOVIES

DEC. 19	VEN	ENG	SAR	PC	ARC	SPG	SEB	LP	FIOS	6 PM	6:30	7 PM	7:30	8 PM	8:30	9 PM	9:30	10 PM	10:30
BROADCAST																			
ABC 26	-	-	-	7	11	7	-	-	-	ABC7 News at 6:00pm (N)	ABC World News (N) (HD)	The 7 O'Clock News (N) (HD)	Entertainment Tonight (N)	Olaf's Frozen (TVG) (HD)	Shrek the Halls (TVPG) (HD)	Family Annual parade. (R)	Single Best babysitter. (R)	Goldbergs Hanukkah party.	Housewife A big housewife.
ABC 28	-	-	17	-	-	-	17	17	11	Action News (N)	News (N) (HD)	Inside (TVPG) (N)	The List (HD)	Olaf's (TVG) (HD)	Shrek Hall (TVPG)	Family (TVPG) (R)	Single (TVPG) (R)	Goldbergs (TVPG)	Housewife (TVPG)
ABC 40	7	7	7	10	7	-	-	-	7	News (N)	News (N) (HD)	News (N)	News (N)	Olaf's (TVG) (HD)	Shrek Hall (TVPG)	Family (TVPG) (R)	Single (TVPG) (R)	Goldbergs (TVPG)	Housewife (TVPG)
CBS 10	10	10	10	-	-	-	10	10	10	10 News This Evening (N)	CBS Evening News (N) (HD)	Wheel (TVG) (N) (HD)	Jeopardy! (TVG) (N) (HD)	Survivor Twenty contestants face physical and mental challenges on deserted island. (HD)				Survivor Reunion Special (N) (HD)	
CBS 11	213	213	-	5	5	5		213	-	News (N) (HD)	News (N) (HD)	News (N) (HD)	Inside (TVPG) (N)	Survivor Twenty contestants face physical and mental challenges on deserted island. (HD)				Survivor Reunion Special (N) (HD)	
NBC 8	8	8	8	-	8	-	8	8	8	News Channel 8 at 6:00 (N)	NBC Nightly News (N) (HD)	News Channel 8 at 7:00 (N)	Extra (TVPG) (N) (HD)	LEGO Jurassic (TVPG) (R)	LEGO Jurassic (TVPG) (R)	Hollywd Game Night Ron Funches. (TV14) (R) (HD)		Pentatonix: A Not So Silent Night Holiday celebration. (TVPG) (HD)	
NBC 20	-	232	-	2	2	2	-	232	-	News (N) (HD)	Nightly News (N)	Wheel (TVG) (N)	Jeopardy! (TVG)	LEGO (TVPG) (R)	LEGO (TVPG) (R)	Hollywd Game Night Ron Funches. (R)		Pentatonix: A Not So Silent Night (TVPG)	
FOX 13	13	13	13	-	13	-	13	13	13	(:59) FOX13 6:00 News (N)	FOX13 6:30 News (N)	Access (TVPG) (N) (HD)	TMZ (TVPG) (N) (HD)	Empire: Pride Cookie and Lucious get back into music. (TV14) (R)		Star: A Family Affair Cassie works on new business venture. (R)		FOX13 10:00 News The top news stories are updated. (N) (HD)	
FOX 36	-	-	-	4	4	4	-	-	-	FOX 4 News at Six Local news; weather. (N)		Feud (TVPG) (R)	Feud (TVPG) (R)	Empire: Pride Get back into it. (TV14) (R)		Star: A Family Affair New venture. (TV14) (R)		FOX 4 News at Ten Nightly news report. (N)	
PBS 3	3	17	3	-	-	-	3	3	3	News (TVPG)	Report (N) (HD)	The PBS NewsHour (N) (HD)		Nature Himalayan monkeys. (TVPG) (R) (HD)		NOVA: Ghosts of Stonehenge Stonehenge.		Kingdoms of the Sky Grass bridge. (TVG)	
PBS 30	-	3	-	3	3	3	-	-	-	News (TVPG)	Report (N) (HD)	The PBS NewsHour (N) (HD)		Nature Himalayan monkeys. (TVPG) (R) (HD)		NOVA: Ghosts of Stonehenge Stonehenge.		Kingdoms of the Sky Grass bridge. (TVG)	
CW 46	-	-	-	6	21	6	-	-	-	Bang (TVPG) (HD)	News (N) (HD)	Bang Old nemesis.	Bang (TVPG) (HD)	Grandma Got Run Over (TV14) (HD)		Penn & Teller: Fool Us Bryan Saint. (R)		News at10pm (N) (HD)	
CW 44	9	9	9	-	-	-	9	9	4	black-ish (TVPG)	black-ish: God	Friends (TVPG)	Girls (TV14) (HD)	Grandma Got Run Over (TV14) (HD)		Penn & Teller: Fool Us Bryan Saint. (R)		Men (TV14) (HD)	Men (TV14) (HD)
MYN 38	11	11	11	-	-	-	11	11	14	Extra (TVPG) (N)	Entertainment (N)	Feud (TVPG) (R)	Feud (TVPG) (R)	News Channel 8 News at 8pm (N)		Dateline: The Plot Thickens Stuntman shot.		Dateline Andrea Constand. (TV14) (HD)	
IND 32	12	12	12	-	38	-	4	4	12	Goldbergs (TVPG)	Goldbergs (TVPG)	Bang Old nemesis.	Bang (TVPG) (HD)	Mom (TV14) (HD)	Mom (TVPG) (HD)	Man (TVPG) (HD)	Man: The Fight	Chicago P.D. Beaten man found. (TV14)	
ION 66	2	2	2	13	26	-	438	438	17	Blue Bloods Reexamine case. (TV14) (HD)		Blue Bloods Seventy-two hours. (TV14)		Blue Bloods: Your Six Victor Lugo. (TV14)		Blue Bloods Unlock phone. (TV14) (HD)		Blue Bloods Drive-by murders. (TV14) (HD)	
WCLF 22	22	22	22	-	-	-	22	22	2	Christian Fitness	Meyer (TVG) (N)	Jeffress (TVG)	The Great Awakning		Bilsborough	Prophecy Watch	Wommack (TVG)	Carroll Roberson	Jewish Jesus
WRXY 49	-	-	-	22	44	10	-	-	-	Meyer (TVG) (N)	First Life (TVPG)	Light	The Great Awakning		Contending	News (TVG)	Meyer (TVG) (N)	Retro	Wommack (TVG)
TLF 50	23	23	23	-	95	-	23	23	5	Noticias (N)	Noticiero Univ. (N)	La rosa de Guadalupe Final feliz. (TV14)		Jesús La historia de Jesús. (N)		Mi marido tiene más familia (HD)		Amar a muerte (N) (HD)	
UNIV 62	15	15	15	-	-	-	15	15	6	Por ella soy Eva Bajo un disfraz. (TV14)		Entre dos amores (TVPG) (HD)		Como dice el dicho Relato y reflexión. (HD)		Rosario Tijeras Rosario vive una historia tormentosa con Antonio y Emilio. (TV14) (HD)			
CABLE																			
A&E	26	26	26	26	39	50	26	26	181	Storage	Storage	Storage	Storage	Storage	Storage	Storage (TVPG) (R)		Storage	Storage
AMC	56	56	56	56	30	53	62	62	231	Jingle All the Way ('96) Frantic toy search.		National Lampoon's Christmas Vacation ('89) ★★★½ A klutz plans a holiday celebration.				(:15) National Lampoon's Christmas Vacation ('89) A klutz plans a holiday celebration.			
APL	44	44	44	44	36	68	44	44	130	Rvr Mnstrs (TVPG)		Rvr Mnstrs (TVPG)		River Monsters: Nightmares in New Guinea				Rvr Mnstrs (TVPG)	
BET	35	35	35	35	40	22	51	51	270	Payne (TVPG) (HD)	Payne (TVPG) (HD)	Movie						Movie	
BRAVO	68	68	68	68	254	51	65	65	185	Housewives (TV14)		Housewives (TV14)		Housewives (TV14)		Housewives (TV14)		Housewives (TV14)	
COM	66	66	66	66	15	27	52	52	190	S. Park (TV14) (R)	S. Park (TV14) (R)	S. Park (TV14) (R)	S. Park (TV14) (R)	S. Park (TV14) (R)	S. Park (TV14) (R)	S. Park (TV14) (R)	S. Park (TVMA) (R)	S. Park (TVMA) (R)	BoJack (TVMA) (R)
DISC	40	40	40	40	25	43	43	43	120	Border Live Border protection. (TV14) (R)		Border Live: Border Live 12.12.18, Part 1		Border Live: Border Live 12.12.18, Part 2		Border Live: Border Live 12.19.18 (TV14) (N) (HD)			
E!	46	46	46	46	27	26	46	46	196	Little Fockers ('10) ★★		E! News (N) (HD)		The Princess Diaries Teenager's surprise.				Busy (N)	Princess
EWTN	243	243	243	12	243	17	243	243	285	News	Holy Land	Daily Mass (TVG) (R)		EWTN Live (TVG) (N)		News	Rosary	Father Spitzer (TVG)	
FOOD	37	37	37	37	183	76	88	88	164	Guy's (TVG) (R) (HD)		Guy's: Spiciest! (R)		Guy's (TVG) (R) (HD)		Guy's (TVG) (N) (HD)		Guy's Grilled cheese.	
FREE	55	55	55	55	10	46	58	58	199	The Santa Clause ★★½ Dad becomes Santa.		(:10) The Santa Clause 3: The Escape Clause ('06) Jack Frost tries to take over Christmas.				(:15) The Incredibles ('04, Adventure) Craig T. Nelson. A former superhero returns to work.			
FX	51	51	51	51	58	49	34	34	53	21 Jump Street ('12) Two cops go undercover at a high school to bust a synthetic drug ring.				22 Jump Street ('14, Comedy) ★★★ Jonah Hill. Officers Schmidt and Jenko go deep undercover at a local college. (R)					22 Jump Street
GSN	179	179	179	179	34	179	80	80	184	Feud	Feud	Feud	Feud	Feud	Feud	Feud	Feud	Feud	Feud
HALL	5	5	5	17	137	73	86	86	240	Christmas Joy ('18, Romance) Researcher is unexpectedly called home. (HD)				Welcome to Christmas ('18, Romance) Eric Mabius. Resort developer arrives in town. (HD)				Christmas in Love ('18) Baker's dreams.	
HGTV	41	41	41	41	53	42	258	258	165	Prop Bro (TVG) (R)		Prop Bro (TVG) (R)		Prop Bro (TVG) (R)		Property Bro (TVG)		Hunters	Hunters
HIST	81	81	81	81	33	65	126	126	128	Forged in (TVPG) (R)		Forged in (TVPG) (R)		Vikings: A New God		Vikings (TV14) (N)		Forged in (TVPG) (R)	
HSN	24	24	24	24	51	19	16	16	151	HSN (TVG) (HD)		HSN (TVG) (HD)		HSN (TVG) (HD)		HSN (TVG) (HD)		HSN (TVG) (HD)	

WEDNESDAY

DEC. 19	VEN	ENG	SAR	PC	ARC	SPG	SEB	LP	FIOS	6 PM	6:30	7 PM	7:30	8 PM	8:30	9 PM	9:30	10 PM	10:30
CABLE																			
LIFE	36	36	36	36	52	41	36	36	140	**The Flight Before Christmas** ('15, Holiday) ★★½ Two strangers get stuck in snowstorm. (HD)				**A Christmas in Tennessee** ('18, Holiday) Town in danger of being bought out. (HD)				**Poinsettias for Christmas** ('18) Plant woes.	
OWN	58	58	58	58	47	67	56	56	145	**Police** DUI accident.		**Police** (TV14) (HD)		**Four Wedd** (TVPG)		**Four Wedd** (TVPG)		**Four Wedd** (TVPG)	
PRMT	57	57	57	57	29	63	54	54	54	**Mom** (TV14) (HD)	**Mom** (TV14) (HD)	**Forrest Gump** ('94, Drama) ★★★★ Tom Hanks, Sally Field. A slow-witted man grows to adulthood amid the historic events of four decades. (PG-13) (HD)							**Forrest Gump**
SYFY	67	67	67	67	253	64	55	55	180	(4:32) **Jeepers** ('01)	(:34) **I Am Number Four** ('11) ★★½ A group of eight teenage aliens living on Earth are chased by different aliens. (HD)					**Limitless** ('11, Thriller) Drug bestows exceptional mental capabilities on an ordinary man.			
TBS	59	59	59	59	32	62	59	59	52	**Fam Guy** (TV14)	**Fam Guy** (TV14)	**Burgers** (TV14)	**Burgers** (TV14)	**Bang** (TV14) (HD)	**Bang** (TVPG) (HD)	**Bang** (TVPG) (HD)	**Bang** (TVPG) (HD)	**Bang** (TVPG) (HD)	**Frontal** (TVMA) (N)
TCM	65	65	65	65	65	74	169	169	230	**Never Say Goodbye** ('46) Divorced parents.		**MGM Parade Show** "Grand Hotel." (TVG)		**Bachelor Mother** ('39) ★★½ A salesgirl finds an abandoned infant.			(:45) **Oliver Twist** ('48, Drama) An orphan meets a gang of thieves.		
TLC	45	45	45	45	57	72	45	45	139	**600lb Life** (TVPG) (R)		**600lb Life** (TV14) (R)		**Dr. Pimple** 12 cysts are popped.			**Obsession**	**Family By** (TV14) (R)	
TNT	61	61	61	61	28	55	61	61	51	**Law Abiding Citizen** ('09, Crime) ★★★ Jamie Foxx. A man seeks revenge for family murders.				**London Has Fallen** ('16, Action) ★★½ Gerard Butler. Agent must save U.S. president. (R) (HD)				**Olympus Has Fallen** ★★★ Missing president.	
TRAV	69	69	69	69	260	66	260	260	170	**Mysteries** (TVPG) (R)		**Mysteries** (TVPG) (N)		**Mysteries** (TVPG) (N)		**Lost Evidence** Pilot UFO sightings. (TVPG)			
TRUTV	63	63	63	63	50	30	60	60	183	**Jokers**	**Jokers**	**Jokers**	**Jokers**	**Jokers**	**Jokers**	**Jokers**	**Jokers**	**Jokers**	**Jokers**
TVLND	62	62	62	62	31	54	57	57	241	**M*A*S*H**	**M*A*S*H**	**M*A*S*H**	**M*A*S*H**	**Loves Ray.**	**Loves Ray.** (TVPG)	**Loves Ray.**		**Men** (HD)	**Men** (HD)
USA	34	34	34	34	22	52	35	35	50	**SVU** Terror threat.	**Law & Order: SVU:** Pretend Fight on tape.		**Ant-Man** ('15, Action) ★★★½ Paul Rudd. Thief recruited by scientist to invade a lab while using a super-suit. (PG-13)					**To Be Announced** Info unavailable.	
WE	117	117	117	117	117	117	117	117	149	**Ernest Saves Christmas** ('88, Holiday) ★★ Worn out Santa Claus seeks a successor. (PG)				**The Polar Express** ('04, Holiday) ★★★ Tom Hanks. Boy takes train ride to North Pole. (G)				**The Polar Express** ('04) Train to North Pole.	
WGN	16	16	16	19	41	11	95	95	68	**Blue Bloods** Cop family. (TV14) (HD)		**Man** (TVPG) (HD)	**Man** (TVPG) (HD)	**Man** (TVPG) (HD)	**Man** (TVPG) (HD)	**Man** (TVPG) (HD)	**Man** (TVPG) (HD)	**Man** (TVPG) (HD)	**Man** (TVPG) (HD)
SPORTS																			
ESPN	29	29	29	29	12	58	29	29	70	**SportsCenter** (N) (HD)		**SportsCenter** (N) (HD)		**College Football:** 2018 DXL Frisco Bowl**:** San Diego State Aztecs vs Ohio Bobcats from Toyota Stadium in Frisco, Texas (Live) (HD)					
ESPN2	30	30	30	30	6	59	30	30	74	**Horn** (HD)	**Interruption** (HD)	**College Basketball:** Auburn Tigers at North Carolina State Wolfpack (Live) (HD)				**College Basketball:** UCLA Bruins at Cincinnati Bearcats from Fifth Third Arena (Live) (HD)			
FS1	48	48	48	48	42	69	48	48	83	**NFL Turning** (N)	**College Basketball:** St. Francis Brooklyn Terriers at St. John's Red Storm (Live) (HD)				**Wom. College Basketball:** Connecticut Huskies at Oklahoma Sooners (Live) (HD)			**Inside Boxing** (N)	
FSN	72	72	72	72	72	56	66	66	77	**Spotlight** (HD)	**Marlins** (HD)	**Marlins LIVE!**	**To Be Announced** Program information is unavailable at this time.			**To Be Announced** Program information is unavailable at this time.			**Marlins LIVE!**
FSSUN	38	38	38	38	45	57	38	38	76	**NHL Hcky:** Tampa Bay Lightning at Vancouver Canucks from Rogers Arena (Replay)				**Inside** (HD)	**Baseball** (HD)	**College Basketball:** Stephen F. Austin Lumberjacks at Baylor Bears (Taped) (HD)			
GOLF	49	49	49	49	55	60	49	49	93	**Golf Central** (HD)	**Skill Code** (HD)	**Champions Year End Review** (HD)		**To Be Announced** Program information is unavailable at this time.					**TBA**
NBCSN	71	71	71	71	54	61	42	42	90	**NHL Live**		**NHL Hcky** (HD)					**NHL Hcky** (HD)		
KIDS																			
DISN	136	136	136	136	99	45	136	136	250	**Bizaard**	**Coop & Cam**	**BUNK'D**	**BUNK'D**	**Raven**	**Raven**	**Coop & Cam**	**Stuck Mid.**	**BUNK'D**	**BUNK'D**
NICK	25	25	25	25	24	44	25	25	252	**Loud House**	**Loud House**	**Loud House**	**Danger**	**iCarly** (R)	**SpongeBob**	**SpongeBob**	**SpongeBob**	**Friends**	**Friends**
TOON	80	80	80	80	46	20	57	87	257	**Titans**	**Titans**	**We Bare**	**Dramarama**	**Gumball**	**Gumball**	**Dad** (HD)	**Dad** (HD)	**Burgers**	**Burgers**
NEWS																			
CNBC	39	39	39	39	59	37		39	102	**Mad Money** (N) (HD)		**Shark Tank** (TVPG)		**Deal or No** (R) (HD)		**Deal or No** (N) (HD)		**Deal or No Deal** (HD)	
CNN	32	32	32	32	18	38	39	32	100	**Situation Room** (N)		**Erin Burnett** (N) (HD)		**Cooper 360°** (N) (HD)		**Cuomo Prime** (N) (HD)		**CNN Tonight** (N) (HD)	
CSPN	18	18	18	18	37	12	96	96	109	(10:00) **Public Affairs Events** Public affairs events are presented. (R)						**Politics & Public Policy Today** (R) (HD)			
FNC	64	64	64	64	48	71	64	64	118	**Special Report** (N)		**The Story** (N) (HD)		**Tucker Carlson** (N)		**Hannity** (N) (HD)		**Ingraham Angle** (N)	
MSNB	83	83	83	83	185	40	82	82	103	**Beat Ari Melber** (N)		**Hardball** (N) (HD)		**Chris Hayes** (TVPG)		**Rachel Maddow** (N)		**Last Word** (N) (HD)	
SNN	6	6	6	11	-	-	-	-	-	**SNN Eve**	**Eve @ 6:30**	**ES.TV**	**Celebrity**	**News**	**News**	**DailyMail**	**DailyMail**	**SNN Late**	**SNN Late**
MUSIC																			
CMTV	47	47	47	47	35	24	37	37	221	**Man** (TVPG) (HD)	**Man** (TVPG) (HD)	**Man** (TVPG) (HD)	**Man** (TVPG) (HD)	**Movie**				**CMT Crossrds** Stars share music (TVPG)	
MTV	33	33	33	33	23	48	33	33	210	**Catfish: The TV Show** Media pen pals.		**Catfish: The TV Show** Media pen pals.		**Catfish: The TV Show** Media pen pals.		**Catfish: The TV Show** Reality TV star. (N)		**The Challenge** Battling athletes. (TV14) (HD)	
VH1	50	50	50	50	43	23	50	50	217	**Black Ink Crew** Shocking news. (TV14) (R)		**Black Ink Crew** Ceaser fires Sky. (TV14) (R)		**Black Ink Crew** (TV14) (R) (HD)		**Black Ink** (TV14) (N) (HD)		**Black Ink Crew** (TV14) (N) (HD)	
PREMIUM																			
ENC	150	150	150	150	150	150	150	150	350	(5:48) **Underworld: Blood Wars** ('17, Action) ★★½ Kate Beckinsale. Selene tries to stop ongoing war. (R)			(:22) **Tremors** ('90, Horror) Neighbors band together to survive an attack by giant flesh-eating worms.			**Changing Lanes** ('02) ★★★ A minor car accident escalates into a war of misdeeds between two men.			**Along Came a Spider** ('01)
HBO	302	302	302	302	302	302	302	302	400	(5:45) **Momentum Generatn** ('18, Documentary) Kelly Slater. A surfing crew pursues new goals. (NR)			**VICE News Tonight** (TV14)	**Kingsman: The Golden Circle** ('17, Action) ★★★ Taron Egerton, Colin Firth. The Kingsman unite with their American counterparts to battle a crime syndicate (R) (HD)					**Sally4Ever:** Episode 6 (R)
HBO2	303	303	303	303	303	303	303	303	402	(:10) **Knight and Day** ('10, Action) Tom Cruise, Cameron Diaz. An innocent woman is connected to a rogue agent being sought by the CIA.				**Sally4Ever:** Episode 6 (HD)	(:35) **There's Something About Mary** ('98, Comedy) ★★★ A man obsessed with a girl from high school hires a detective to find her. (R) (HD)			**The Mask** A magical mask.
HBOS	304	304	304	304	304	304	304	304	404	(5:50) **The Blind Side** ('09, Drama) ★★★½ Sandra Bullock. A family takes a poor youth into their home, and he becomes a football star. (HD)				**Real Sports with Bryant Gumbel** (HD)		**A Perfect Getaway** ('09) A couple hiking in the lush Hawaiian forests must run from possible killers. (R)			(:45) **Orient Express** ('17)
MAX	320	320	320	320	320	320	320	320	420	**Paycheck** ('03, Science Fiction) ★★½ Ben Affleck. Hunted man must figure out clues he left himself before his memory was erased. (PG-13)				**Logan** ('17, Action) ★★★★ Hugh Jackman, Patrick Stewart. Logan's attempts to hide fail after encountering young mutant who needs help. (R)				**Tales From the Tour Bus:** Morris Day and The Time (TVMA) (R)	
MMAX	321	321	321	321	321	321	321	321	422	(5:00) **Taps** ('81, Drama) ★★½ Cadets take over military academy.		(:10) **October Sky** ('99, Drama) Jake Gyllenhaal, Laura Dern. A coal miner's son in the 1950s enlists his friends to help him build rockets.				**Love & Other Drugs** ('10, Comedy) ★★½ Jake Gyllenhaal. A one-night stand with a Parkinson's patient develops into more than expected.			
SHO	340	340	340	340	340	340	340	340	365	**Home Again** ('17) ★★½ Three young men move in with single mom.		(:15) **A Dog's Purpose** ('17, Drama) ★½ Britt Robertson, KJ Apa. Dog discovers meaning of existence through lives of his humans. (PG) (HD)				**The Bridges of Madison County** ('95, Romance) ★★★½ A chance meeting brings romance to a farm wife and a worldly photographer.			
TMC	350	350	350	350	350	350	350	350	385	(:15) **First Sunday** ('08, Comedy) ★½ Ice Cube, Katt Williams. Church robbing scam goes awry, leading to a night with the Almighty. (PG-13)				**Mystic Pizza** ('88) ★★½ Three friends from working class families form relationships and plan futures. (R)			(:45) **Saved!** ('04, Comedy) ★★★ A Christian school girl faces hurdles after learning she is pregnant. (HD)		

LATE NIGHT WEDNESDAY

KIDS | NEWS | SPORTS | SPECIALS | MOVIES

DEC. 19	VEN	ENG	SAR	PC	ARC	SPG	SEB	LP	FIOS	11 PM	11:30	12 AM	12:30	1 AM	1:30	2 AM	2:30	3 AM	3:30	4 AM	4:30	5 AM	5:30
BROADCAST																							
ABC 26	-	-	-	7	11	7	-	-	-	News	Kimmel		Nightline	Extra	ET	Men	World News (N)			News	News	News (N)	
ABC 28	-	-	17	-	-	-	17	17	11	News	Kimmel		Nightline	(:07) Dr. Oz		Paid	World News (N)			News	News	News	News
ABC 40	7	7	7	10	7	-	-	-	7	News	Kimmel		Nightline	Paid	Celebrity	Paid	Recipe	World News (N)			News	News	News
CBS 10	10	10	10	-	-	-	10	10	10	10 News	Late Show		Corden		Paid	Paid	(:37) News			News	10 News	10 News	
CBS 11	213	213	-	5	5	5		213	-	News	Late Show		Corden		Access	Dr. Phil		News (N)		News	News	News (N)	
NBC 8	8	8	8	-	8	-	8	8	8	News	Tonight		Late Night		Carson	Today (R)		Doctors		Early	News	News	News
NBC 20	-	232	-	2	2	2	-	232	-	News	Tonight		Late Night		Carson	Today (R)		Dr. Oz (HD)		Early	News	News (N)	
FOX 13	13	13	13	-	13	-	13	13	13	11 News		Six	Dish	11 News		30	TMZ	TMZ Live		FOX13	News	News	News
FOX 36	-	-	-	4	4	4	-	-	-	News	Feud	TMZ	Minute	Mathis		Paternity	TMZ Live		The Real		News	News at 5A	
PBS 3	3	17	3	-	-	-	3	3	3	Nature (R)		Amanpour		NOVA (R)		Kingdoms		America		Christmas		We'll Meet	
PBS 30	-	3	-	3	3	3	-	-	-	TBA		Nature	TBA	NOVA (R)		Kingdoms		America		Christmas		We'll Meet	
CW 46	-	-	-	6	21	6	-	-	-	Girls	Girls	Goldberg	Goldberg	Mike	Mike	Mother	Mother	Queens	Queens	Game	Game	Seinfeld	Seinfeld
CW 44	9	9	9	-	-	-	9	9	4	Girls	Friends	Rules	Rules	DailyMail	Paid	Comics	Hill	Paid	Paid	Paid	Paid	Business	Paid
MYN 38	11	11	11	-	-	-	11	11	14	Seinfeld	Seinfeld	Cops	Cops	Crimes	Killer	Files	ET	Mathis (R)		Court (R)		Shepherd	
IND 32	12	12	12	-	38	-	4	4	12	Bang	Fam Guy	Fam Guy	Dad	Dad	Cleve.	STEVE (N)		Jokers	Jokers	Mother	Mother	Wilkos (R)	
ION 66	2	2	2	13	26	-	438	438	17	Blue (HD)		Blue (HD)		Blue (HD)		Blue (HD)		Paid	Paid	Inspiration (TVPG)			
WCLF 22	22	22	22	-	-	-	22	22	2	Levitt	Awakning		You & Me Prayer line.						Fruit	700 Club		Robison	Rippy
WRXY 49	-	-	-	22	44	10	-	-	-	Convo		Life	You & Me Prayer line.						Reign	Gaither		Bridges	Fitness
TLF 50	23	23	23	-	95	-	23	23	5	Noticias	Noticiero	Deportivo		Cachito		Salvajes		Pagado	Familia	El gordo		Primer	Noticiero
UNIV 62	15	15	15	-	-	-	15	15	6	Tiro de		Laura (HD)		Imperdonab (TV14) (HD)				Pagado	Pagado	Pagado	Pagado	Veredicto	
CABLE																							
A&E	26	26	26	26	39	50	26	26	181	Storage	Storage	Storage	Storage	Storage		Storage	Storage	Storage	Storage	Paid	Paid	Paid	Paid
AMC	56	56	56	56	30	53	62	62	231	Vacation	Gremlins ('84) Critters invasion.					Planes, Trains ('87) ★★★½				Dennis Menace ('07) ★★			
APL	44	44	44	44	36	68	44	44	130	Rvr Mnstrs		Monsters (TVPG) (R)				Rvr Mnstrs		Rvr Mnstrs		Rvr Mnstrs		Rvr Mnstrs	
BET	35	35	35	35	40	22	51	51	270	Movie		(:20) Martin		Martin	Martin	Martin	Martin	Martin	Martin	J. Foxx	J. Foxx	J. Foxx	J. Foxx
BRAV	68	68	68	68	254	51	65	65	185	Watch	Housewives		Watch		Below Deck		Below Deck		Watch	Paid	Paid	Paid	Paid
COM	66	66	66	66	15	27	52	52	190	Daily	Office	S. Park	S. Park	BoJack	Daily	S. Park	S. Park	S. Park	S. Park	S. Park	Key Peele	Paid	Paid
DISC	40	40	40	40	25	43	43	43	120	Border (R)		Border (R)		Border (TV14) (R) (HD)				Dude (HD)		Alaskans		Alaskans	
E!	46	46	46	46	27	26	46	46	196	(10:30) Princess ('01) ★★½				Busy	Sex/City	Sex/City	Sex/City	Sex/City	Sex/City	Botched		Botched	
EWTN	243	243	243	12	243	17	243	243	285	Christms	WomenG	Daily Mass		EWTN Live		News	Icons	Life	LifeChrist			Theology	
FOOD	37	37	37	37	183	76	88	88	164	Guy's (R)		Guy's (R)		Guy's (R)		Guy's (R)		Guy's (R)		Restaurant		Paid	Paid
FREE	55	55	55	55	10	46	58	58	199	700 Club		(:55) Life-Size ('99) ★★½				Paid	Paid	700 Club		Paid	Paid	Reign	Life
FX	51	51	51	51	58	49	34	34	53	22 Jump Street ('14) ★★★				Paul Blart: Mall Cop 2				Snowfall		Mother	Presents	Paid	Paid
GSN	179	179	179	179	34	179	80	80	184	Cash Cab	Cash Cab	Feud	Feud	America	Chain	Idiotest	Idiotest	Winsanity	Divided	Paid	Paid	Paid	Paid
HALL	5	5	5	17	137	73	86	86	240	Christmas		Christmas in ('17) (HD)				I'm Not Ready ('15) ★★½				A Boyfriend ('04) ★★½			
HGTV	41	41	41	41	53	42	258	258	165	Prop Bro		Prop Bro		Hunters	Hunters	Prop Bro		Prop Bro		Paid	Paid	Paid	Paid
HIST	81	81	81	81	33	65	126	126	128	Forged in		Vikings (R)		Forged in		Forged in		Vikings (R)		Paid	Paid	Paid	Paid
LIFE	36	36	36	36	52	41	36	36	140	Poinsettia		(:01) Tennessee ('18)				Poinsettias Plant woes.				Paid	Paid	Paid	Paid
OWN	58	58	58	58	47	67	56	56	145	Four Wedd		Four Wedd		Four Wedd		Four Wedd		Four Wedd		Dateline		Dr. Phil	
PRMT	57	57	57	57	29	63	54	54	54	Forrest Gump ('94) A simple man.						Men	Men	Men	Men	Paid	Paid	Paid	Paid
SYFY	67	67	67	67	253	64	55	55	180	Cabin in Woods ('12) (R)				Knock Knock Sinister agenda.					Twilght	Paid	Paid	Paid	Paid
TBS	59	59	59	59	32	62	59	59	52	Frontal	Real Steel ('11) Robot boxing.					Brooklyn	Brooklyn	Brooklyn	Brooklyn	Brooklyn	Girls	Ray.	Ray.
TCM	65	65	65	65	65	74	169	169	230	Oliver ('48)		All Mine to Give ('57) ★★				Lili ('53) ★★★ (G)			Green Gables			Missus	
TLC	45	45	45	45	57	72	45	45	139	600lb Life		Dr. Pimple (TV14)			Obsessn	Family By		600lb Life		Daughtered (TVPG) (R)			
TNT	61	61	61	61	28	55	61	61	51	Olympus		Bones		Bones		Bones		Bones		Bones		Bones	
TRAV	69	69	69	69	260	66	260	260	170	Monsters		UFOs (TVPG) (R) (HD)				Monsters		Mysteries		Paid	Paid	Paid	Paid
TRUTV	63	63	63	63	50	30	60	60	183	Carbonar	Carbonar	Jokers	Jokers	Jokers	Jokers	Laff Track	Laff Track	Laff Track	Laff Track	Paid	Paid	Paid	Paid
TVLND	62	62	62	62	31	54	57	57	241	Queens	Queens	Queens	Queens	Men	Men	Goldberg	Goldberg	Christine		Christine	Christine	Golden	Golden
USA	34	34	34	34	22	52	35	35	50	Family	Family	Family	Family	SVU (HD)		SVU (HD)		Dateline		Dateline		Dateline	
WE	117	117	117	117	117	117	117	117	149	Express		Ernest Saves ('88) ★★				The Christmas Star ★★½				Bridezilla		Paid	Paid
WGN	16	16	16	19	41	11	95	95	68	Man	Man	Married	Married	Married	Married	Mother	Mother	Elementary		Camp Mtg.		Paid	Paid
SPORTS																							
ESPN	29	29	29	29	12	58	29	29	70	Coll. Ftbl	SC (N) (HD)			Sports (N)		Sports (N)		Coll. Ftbl (Replay) (HD)				Sports	
ESPN2	30	30	30	30	6	59	30	30	74	Sports	NFL Live (HD)			First Take (HD)				Sports (N)		Sports		E:60 (HD)	
FS1	48	48	48	48	42	69	48	48	83	PBC Box.	PBC	TMZ Sprt	NFL	PBC Boxing		College Bball (Replay)				Wom Bball (Replay)			
FSN	72	72	72	72	72	56	66	66	77	Poker (HD)		To Be Announced				Paid	Paid	Paid	Paid	Paid	Paid	Paid	Paid
FSSUN	38	38	38	38	45	57	38	38	76	College Bball (Taped)				Spotlight	Focused	Boxing 30	Forbes	Paid	Paid	Paid	Paid	Paid	Paid
GOLF	49	49	49	49	55	60	49	49	93	TBA Info unavailable.				Golf Cntrl		School	Golf Acd	Paid	Paid	Paid	Golf Cntrl	TBA	
NBCSN	71	71	71	71	54	61	42	42	90	NHL (HD)		Overtime	Mecum	Mecum	Mecum	Mecum	Mecum	Paid	Paid	Paid	Paid	Paid	Paid
NEWS																							
CNN	32	32	32	32	18	38	39	32	100	CNN Tonite		360° (R)		Cuomo (R)		CNN Tonite		CNN Tonite		Early (N)		Early (N)	
FNC	64	64	64	64	48	71	64	64	118	News (N)		Tucker (R)		Hannity (R)		Ingraham		News (R)		FOX-Friend		FOX-Friend	
MSNBC	83	83	83	83	185	40	82	82	103	11th Hour		Maddow		O'Donnell		11th Hour		Hayes (R)		11th Hour		First Look	
SNN	6	6	6	11	-	-	-	-	-	SNN Late	Celebrity	Paid	Paid	Paid	Paid	Paid	Paid	News	News	News	News	News	News
PREMIUM																							
ENC	150	150	150	150	150	150	150	150	350	Spider ('01) ★★½			Fever Pitch ('05)			Underworld ('17)			Max. Overdrive ('86) ½ (R)				Ali
HBO	302	302	302	302	302	302	302	302	400	Love, Simon ('18)			Bleed Out ('18)			Rm 104	Rm 104	American Made ('17) ★★★				Lopez (R)	
HBO2	303	303	303	303	303	303	303	303	402	The Mask		Being Malkovich ('99)				Very Bad Things ('98)				(:55) Vanilla Sky ('01) ★★★			
HBOS	304	304	304	304	304	304	304	304	404	Orient ('17) ★★★			(:40) Maze Runner: ('18, Action)					Without a Trace ('83)				Fahrenheit	
MAX	320	320	320	320	320	320	320	320	420	X2 ('03) A genocidal plan.				The Final ('10) ★★			The Green Inferno ('15)				Shadowless ('17)		
MMAX	321	321	321	321	321	321	321	321	422	(:55) Proof ('05)			The Invasion ('07)			Captivity ('07) ★½			(:45) The Wolfman ('10)				Off Air
SHO	340	340	340	340	340	340	340	340	365	Porndemic ('16)			Inside NFL		Backdraft Brothers fight fire.					GG Allin: All ('17)			Darko
TMC	350	350	350	350	350	350	350	350	385	Saved!	Palos Verde ('17)			Martin Lawrence ('02) ★½				The Amityville Horror				First ('08)	

WEDNESDAY

THURSDAY HIGHLIGHTS

Legend
8 p.m. on CINE

A charming but volatile man seeks to control the psychotic tendencies of his twin brother while using violence to get what they want through robbery and murder and running nightclubs and protection rackets, but a detective vows to catch the two. (HD)

Monsters University
8 p.m. on ENC

Working for Monsters, Inc., Mike and Sulley are an inseparable pair who are the best of friends because they can work through anything, but when these two monsters first met in college they couldn't stand the sight of each other. (HD)

A Christmas Story Live!
8 p.m. on FOX

Nine-year-old Ralphie Parker is determined to convince his parents to get him a Red Ryder BB Gun for Christmas, but during the midst of his family's holiday chaos, his mother struggles to see the value of getting something so potentially dangerous. PG (HD)

Timeless
8 p.m. on NBC

Lucy Preston and the rest of the time-traveling team reconnect with one another to reshape history for a final time with a festive dose of Christmas spirit. PG (HD)

The Foreigner
8 p.m. on SHOW

A quiet London businessman's secret past explodes in a revenge-filled odyssey when his teenage daughter is taken by political terrorists, and the British government official he seeks help from has his own past which may link him to the killers. (HD)

American Pickers
9 p.m. on HIST

Mike and Frank discover old toys as they unleash their inner child. PG (HD)

Flip or Flop Atlanta
9 p.m. on HOME

Hosts Ken and Anita buy an abandoned two-bedroom, one-bathroom home that's located in a prime location, and then they conduct a sweeping renovation project on the home in the hopes of selling the property for a handsome profit. (HD)

Fever Pitch
9:46 p.m. on ENC

When a successful businesswoman believes that she has finally found Mr. Right, things go wonderfully until the summer arrives, bringing with it the new baseball season and revealing an obsessive side of her new boyfriend that she may not like. (HD)

House Hunters
10 p.m. on HOME

A couple wants to relocate their busy family of seven to the city of Gilbert, Ariz., where they'll be closer to some of their extended family members, so they're on the hunt for a traditional southern home in the arid Arizona desert. (HD)

COOKING HIGHLIGHTS

SUNDAY

9 p.m. FOOD Holiday Gingerbread Showdown The finalists compete to create their biggest "Ultimate Holiday Celebration" scene, as well as holiday treats for the judges and win the $25,000 grand prize. (N)

MONDAY

8 p.m. FOOD Holiday Baking Championship The bakers combine common pantry ingredients in a new version of a classic holiday dessert, then they must use two key fruitcake components in a new dessert.

9 p.m. FOOD Holiday Baking Championship The bakers create a beautiful edible holiday ornament display, then they create a cake decorated like a gift on the outside and with a surprise on the inside. (N)

10 p.m. FOOD Christmas Cookie Challenge Cookie makers create cookies that feature at least four shades of a color, then the remaining competitors make 3-D cookie creations that actually light up. (N)

TUESDAY

8 p.m. FOOD Chopped Four grandmas cook holiday appetizers with some unusual candy canes, then the two grandmas who move on to the dessert round find a selection of holiday cookies.

9 p.m. FOOD Chopped The chefs get breakfast foods in every basket and stretch them into three courses, then they must use French toast and Chinese porridge in the dessert round. (N)

9 p.m. PBS Lidia Celebrates America Chef Lidia Bastianich journeys to the American heartland to immerse herself in diverse cultures and discover the varying ways Americans celebrate the holidays. (N)

10 p.m. FOOD Chopped With bacon as the competition theme, four guys take on the bacon and banana jam in the first basket; and finally, the chefs make a sweet-and-salty dessert.

WEDNESDAY

8 p.m. FOOD Guy's Grocery Games Food Network Stars have their friends create a fusion of their cooking styles, which features a special ingredient, then the teams must create a classic duo.

9 p.m. FOOD Guy's Grocery Games Guy Fieri challenges four rookies to cook a day's worth of meals with a budget of just $12 for each round, including brunch, hot lunch and a family dinner. (N)

10 p.m. FOOD Guy's Grocery Games The competitors are challenged to prepare grilled cheese in the first round; in the second round, the remaining chefs are restricted to specific aisles.

THURSDAY

8 p.m. FOOD Christmas Cookie Challenge Five cookie makers design cookies showing Santa's new outfit and featuring his new ride, then they must craft cookie picture frames for their family photos.

9 p.m. FOOD Christmas Cookie Challenge The cookie makers create cookie mug toppers and cookie dunkers; the final three cookie makers must prepare an edible cookie platter with edible shot glasses.

10 p.m. FOOD Beat Bobby Flay Brooklyn pastry chefs Clarice Lam and Caroline Schiff return for revenge against Bobby Flay and they have chef Michael Symon and chef Josh Capon with them. (N)

10:30 p.m. FOOD Beat Bobby Flay Chef Tracey Shepos Cenami and chef John Vitale compete to beat chef Bobby Flay with sirloin steak; Alex Guarnaschelli and Michael Voltaggio serve as judges.

FRIDAY

9 p.m. FOOD Diners, Drive-Ins and Dives Guy checks in on a diner outside of San Antonio, then he has an appetizer made with smoked fish in Miami and meets a chef in Des Moines that serves smoked duck. (N)

SATURDAY

1 p.m. PBS Cook's Country from America's Test Kitchen Bridget and Julia make a boneless rib roast with Yorkshire pudding and jus; Bridget tastes different types of black tea; Ashley makes Lighthouse Inn potatoes. (N)

8 p.m. FOOD Holiday Baking Championship The six remaining bakers compete in the third set of challenges involving classic holiday flavors, taking on the crusty, sweet goodness of pie.

9 p.m. FOOD Holiday Baking Championship In the first challenge, the five remaining bakers must take fruitcake someplace new, and later, they must figure out a way to reinvent the Yule log.

KIDS NEWS SPORTS

EVENING THURSDAY

SPECIALS MOVIES

DEC. 20	VEN	ENG	SAR	PC	ARC	SPG	SEB	LP	FIOS	6 PM	6:30	7 PM	7:30	8 PM	8:30	9 PM	9:30	10 PM	10:30
BROADCAST																			
ABC 26	-	-	-	7	11	7	-	-	-	**ABC7 News at 6:00pm** (N)	**ABC World News** (N) (HD)	**The 7 O'Clock News** (N) (HD)	**Entertainment Tonight** (N)	**A Charlie Brown Christmas** The true meaning of Christmas. (TVG)		**The Great American Baking Show: Holiday Edition:** Semi-Final and Final (TVPG) (N)			
ABC 28	-	-	17	-	-	-	17	17	11	**Action News** (N)	**News** (N) (HD)	**Inside** (TVPG) (N)	**The List** (HD)	**A Charlie Brown Christmas** Christmas spirit.		**The Great American Baking Show: Holiday Edition:** Semi-Final and Final (TVPG) (N)			
ABC 40	7	7	7	10	7	-	-	-	7	**News** (N)	**News** (N) (HD)	**News** (N)	**News** (N)	**A Charlie Brown Christmas** Christmas spirit.		**The Great American Baking Show: Holiday Edition:** Semi-Final and Final (TVPG) (N)			
CBS 10	10	10	10	-	-	-	10	10	10	**10 News This Evening** (N)	**CBS Evening News** (N) (HD)	**Wheel** (TVG) (N) (HD)	**Jeopardy!** (TVG) (N) (HD)	**Big Bang Theory** (TV14)	**Young Sheldon** (TVPG)	**Big Bang Theory** (TV14)	**Murphy:** Happy New Year	**S.W.A.T.:** Hunted Hondo & Deacon evade armed mercenaries. (R)	
CBS 11	213	213	-	5	5	5		213	-	**News** (N) (HD)	**News** (N) (HD)	**News** (N) (HD)	**Inside** (TVPG) (N)	**Bang** (TV14) (HD)	**Young** (TVPG)	(:01) **Bang** (TV14)	**Murphy** (N) (HD)	**S.W.A.T.:** Hunted Evade mercenaries. (R)	
NBC 8	8	8	8	-	8	-	8	8	8	**News Channel 8 at 6:00** (N)	**NBC Nightly News** (N) (HD)	**News Channel 8 at 7:00** (N)	**Extra** (TVPG) (N) (HD)	**Timeless:** The Miracle of Christmas Part I/II Lucy Preston and the rest of the time-traveling team reshape history. (TVPG) (N) (HD)				**Ellen's Game of Games:** Game of Games Holiday Spectacular	
NBC 20	-	232	-	2	2	2	-	232	-	**News** (N) (HD)	**Nightly News** (N)	**Wheel** (TVG) (N)	**Jeopardy!** (TVG)	**Timeless:** The Miracle of Christmas Part I/II The team reshapes history. (TVPG) (N) (HD)				**Games** (TVPG) (R) (HD)	
FOX 13	13	13	13	-	13	-	13	13	13	(:59) **FOX13 6:00 News** (N)	**FOX13 6:30 News** (N)	**Access** (TVPG) (N) (HD)	**TMZ** (TVPG) (N) (HD)	**A Christmas Story Live!** Nine-year-old boy wants BB gun for Christmas, but his mother is hesitant. (TVPG) (HD)				**FOX13 10:00 News** The top news stories are updated. (N) (HD)	
FOX 36	-	-	-	4	4	4	-	-	-	**FOX 4 News at Six** Local news; weather. (N)		**Feud** (TVPG) (R)	**Feud** (TVPG) (R)	**A Christmas Story Live!** Young boy wants BB gun for Christmas. (TVPG) (HD)				**To Be Announced** Info unavailable.	
PBS 3	3	17	3	-	-	-	3	3	3	**News** (TVPG)	**Report** (N) (HD)	**The PBS NewsHour** (N) (HD)		**WEDU Arts** (TVG)	**Up Close** (N)	**Doc Martin** Sallys husband. (TVPG) (R)		**Death in Paradise** Famous author. (TVPG)	
PBS 30	-	3	-	3	3	3	-	-	-	**News** (TVPG)	**Report** (N) (HD)	**The PBS NewsHour** (N) (HD)		**This Old Hse Hour** Congressional visit.		**Lidia Celebrate** Holiday traditions. (TVG)		**Antiques Roadshow:** Junk in the Trunk 8	
CW 46	-	-	-	6	21	6	-	-	-	**Bang** (TVPG) (HD)	**News** (N) (HD)	**Bang** (TVPG) (HD)	**Bang** (TV14) (HD)	**The 4th Annual Howie Mandel Stand-Up Extravaganza** Just for Laughs. (N) (HD)				**News at10pm** (N) (HD)	
CW 44	9	9	9	-	-	-	9	9	4	**black-ish** (TVPG)	**black-ish** (TVPG)	**Friends** (TVPG)	**Girls** (TV14) (HD)	**The 4th Annual Howie Mandel Stand-Up Extravaganza** Just for Laughs. (N) (HD)				**Men** (TV14) (HD)	**Men** (TV14) (HD)
MYN 38	11	11	11	-	-	-	11	11	14	**Extra** (TVPG) (N)	**Entertainment** (N)	**Feud** (TVPG) (R)	**Feud** (TVPG) (R)	**News Channel 8 News at 8pm** (N)		**The Good Wife** Reservist murderer. (TV14)		**The Good Wife** Huge confrontation. (TV14)	
IND 32	12	12	12	-	38	-	4	4	12	**Goldbergs** (TVPG)	**Goldbergs** (TVPG)	**Bang** (TVPG) (HD)	**Bang** (TV14) (HD)	**Mom** Dean's List.	**Mom** (TV14) (HD)	**Man:** College Girl	**Man** (TVPG) (HD)	**Chicago P.D.** Attack at concert. (TV14) (HD)	
ION 66	2	2	2	13	26	-	438	438	17	**CSI: Crime Scene** Sci-fi convention. (TV14)		**CSI: Crime Scene** Willows' old case. (TV14)		**CSI: Crime Scene** Mysterious illness. (HD)		**CSI: Crime Scene** Biker gang murder. (HD)		**CSI: Crime Scene Investigation:** All In	
WCLF 22	22	22	22	-	-	-	22	22	2	**Christian Fitness**	**Meyer** (TVG) (R)	**Bay Focus**	**The Great Awakning**		**Joseph Prince S**	**mywhy.tv**	**Wommack** (TVG)	**Abundant Life**	**Sounds of**
WRXY 49	-	-	-	22	44	10	-	-	-	**Meyer** (TVG) (R)	**Higher Goals**	**Real Life**	**The Great Awakning**		**Action For Life**	**News** (TVG)	**Meyer** (TVG) (R)	**Daniel Kolenda**	**Wommack** (TVG)
TLF 50	23	23	23	-	95	-	23	23	5	**Noticias** (N)	**Noticiero Univ.** (N)	**La rosa de Guadalupe** Final feliz. (TV14)		**Jesús** La historia de Jesús. (N)		**Mi marido tiene más familia** (HD)		**Amar a muerte** (N) (HD)	
UNIV 62	15	15	15	-	-	-	15	15	6	**Por ella soy Eva** Bajo un disfraz. (TV14)		**Entre dos amores** (TVPG) (HD)		**Como dice el dicho** Relato y reflexión. (HD)		**Rosario Tijeras** Rosario vive una historia tormentosa con Antonio y Emilio. (TV14) (HD)			
CABLE																			
A&E	26	26	26	26	39	50	26	26	181	**First 48** Petty motive.		**Live PD**	**Live PD**	**Live PD**	**Live PD**	**Live PD**	**Live PD**	**PD Cam**	**PD Cam**
AMC	56	56	56	56	30	53	62	62	231	**Charlie and the Chocolate Factory** ('05)		**The Santa Clause 2** ('02, Holiday) ★★½ Tim Allen. Santa Claus must find a Mrs. Claus due to contractual fine print. (G)					**The Santa Clause 2** ('02) ★★½ Santa Claus must find a Mrs. Claus.		
APL	44	44	44	44	36	68	44	44	130	**Treehouse** (TVPG)		**Treehouse** (TVPG)		**Crikey!** (TVPG) (R)		**Secret Life** (TVPG)		**Red Ape** Orangutans.	
BET	35	35	35	35	40	22	51	51	270	**Payne** (TVPG) (HD)	**Payne** (TVPG) (HD)	**Movie**						(:55) **Movie**	
BRAVO	68	68	68	68	254	51	65	65	185	**Top Chef** (TV14) (R)		**Top Chef** (TV14) (R)		**Top Chef** (TV14) (R)		**Top Chef** (TV14) (N)		**Housewives** (TV14)	
COM	66	66	66	66	15	27	52	52	190	**Office** Michael left.	(:50) **The Office:** PDA Treasure hunt. (TV14)		(:25) **Office** (TV14)	**Office** Desk job.	**Office** (TV14) (HD)	**Office** (TV14) (HD)	**Office** (TV14) (HD)	**Office** Farewells.	**Office** Farewells.
DISC	40	40	40	40	25	43	43	43	120	**Alaska: Last Frontier** Cattle in jeopardy. (R)		**Alaska: The Last Frontier** Help Atz Lee. (R)		**Alaska: The Last Frontier:** Christmas (TVPG) (N) (HD)					
E!	46	46	46	46	27	26	46	46	196	**Botched** (TV14) (R)		**E! News** (N) (HD)		**Botched** (TV14) (R)		**Botched** (TV14) (N)		**Busy** (N)	**Botched**
EWTN	243	243	243	12	243	17	243	243	285	**News**	**Vaticano**	**Daily Mass** (TVG) (R)		**The World Over** (N)		**News**	**Rosary**	**EWTN Pro-**	**Christmas**
FOOD	37	37	37	37	183	76	88	88	164	**Beat Bob**	**Beat Bob**	**Christmas** (TVG) (R)		**Christmas** (TVG) (R)		**Christmas** (TVG) (R)		**Beat Bob**	**Beat Bob**
FREE	55	55	55	55	10	46	58	58	199	**Santa Claus** (TVG)	(:40) **The Incredibles** ('04, Adventure) A former superhero secretly returns from retirement to perform heroic duties.					(:20) **Ice Age: Continental Drift** ('12) ★★★ Ray Romano. Scrat causes a continental shift. (PG)			
FX	51	51	51	51	58	49	34	34	53	**A Very Harold & Kumar 3D Christmas** ('11) ★★½ Locating a replacement tree in New York.				**The Night Before** Three childhood friends attempt to find New York's best Christmas party.				**The Night Before** ('15) ★★★½ Nutcracka Ball.	
GSN	179	179	179	179	34	179	80	80	184	**Feud**	**Feud**	**Feud**	**Feud**	**Feud**	**Feud**	**Feud**	**Feud**	**Feud**	**Feud**
HALL	5	5	5	17	137	73	86	86	240	**Road to Christmas** ('18, Romance) Jessy Schram. TV producer plans family reunion. (HD)				**Pride, Prejudice, and Mistletoe** ('18, Holiday) ★ Former rivals plan charity event. (NR) (HD)				**A Gingerbread Romance** Edible house.	
HGTV	41	41	41	41	53	42	258	258	165	**Flip/Flop**	**Flip/Flop**	**Flip/Flop**	**Flip/Flop**	**Flip/Flop**	**Flip/Flop**	**Flip** (N)	**Flip** (R)	**Hunters**	**Hunters**
HIST	81	81	81	81	33	65	126	126	128	**Am. Picker** (TVPG)		**Am. Picker** (TVPG)		**Am. Picker** (TVPG)		**Am. Picker** (TVPG)		**Am. Picker** (TVPG)	
HSN	24	24	24	24	51	19	16	16	151	**HSN** (TVG) (HD)		**HSN** (TVG) (HD)		**HSN** (TVG) (HD)		**HSN** (TVG) (HD)		**HSN** (TVG) (HD)	

THURSDAY

EVENING THURSDAY

KIDS NEWS SPORTS SPECIALS MOVIES

	DEC. 20	VEN	ENG	SAR	PC	ARC	SPG	SEB	LP	FIOS	6 PM	6:30	7 PM	7:30	8 PM	8:30	9 PM	9:30	10 PM	10:30
CABLE	LIFE	36	36	36	36	52	41	36	36	140	**Kristin's Christmas Past** ('13, Holiday) Shiri Appleby. Woman wakes up to Christmas past.				**My Christmas Inn** ('18, Holiday) ★★½ Tia Mowry-Hardrict. Woman unexpectedly falls in love.				(:03) **Santa's Boots** ('18) Santa disappears.	
	OWN	58	58	58	58	47	67	56	56	145	**20/20** A missing wife.		**20/20** (TV14) (R) (HD)		**Homicide** (TV14) (R)		**Homicide** (TV14) (R)		**20/20** (TV14) (N) (HD)	
	PRMT	57	57	57	57	29	63	54	54	54	**Mom** (TV14) (HD)	**Mom** (TV14) (HD)	**Friends** (TV14)	**Friends** (TV14)	**Bad Santa** ('03, Comedy) A con man and his partner pose as Santa and his elf to rob stores.				**A Merry Friggin' Christmas** ('14, Comedy)	
	SYFY	67	67	67	67	253	64	55	55	180	(4:45) **Cabin** ('12)	(:45) **Limitless** ('11, Thriller) ★★★ Bradley Cooper. Drug bestows exceptional mental capabilities on an ordinary man.					**47 Ronin** ('13) Samurais avenge the death of their master and restore honor to homeland.			
	TBS	59	59	59	59	32	62	59	59	52	**Fam Guy** (TV14)	**Fam Guy** (TV14)	**Seinfeld** (TVPG)	**Seinfeld** (TVPG)	**Seinfeld** (TVPG)	**Seinfeld** (TVPG)	**Bang** (TVPG) (HD)	**Bang** (TVPG) (HD)	**Bang** (TVPG) (HD)	**Bang** (TVPG) (HD)
	TCM	65	65	65	65	65	74	169	169	230	**Hollywd Hotel** ('37, Musical) ★★½ Dick Powell. A musician wins a movie studio contract.				**Christmas In July** ('40) An office clerk thinks he won $25,000. (NR)			**You Never Can Tell** ('51, Comedy) ★★★ (NR)		
	TLC	45	45	45	45	57	72	45	45	139	**90 Day** (TVPG) (N)		**90 Day** (TVPG) (N)		**Dr. Pimple** (TV14) (R)		**Dr. Pimple:** This is Zit		**Dr. Pimple** (TV14) (N)	
	TNT	61	61	61	61	28	55	61	61	51	**Bones** Murder of felon. (TV14) (HD)		**Bones** Mini-golf star. (TV14) (HD)		**NBA Basketball:** Houston Rockets at Miami Heat from AmericanAirlines Arena (Live) (HD)				**NBA** (Live) (HD)	
	TRAV	69	69	69	69	260	66	260	260	170	**Dead Files** (TVPG)		**Dead Files** (TVPG)		**Dead Files** (TVPG)		**Dead Files** (TVPG)		**Dead Files** (TVPG)	
	TRUTV	63	63	63	63	50	30	60	60	183	**Jokers**	**Jokers**	**Jokers**	**Jokers**	**Jokers**	**Jokers**	**Jokers**	**Carbonar**	**Carbonar**	**Carbonar**
	TVLND	62	62	62	62	31	54	57	57	241	**M*A*S*H**	**M*A*S*H**	**M*A*S*H**	**M*A*S*H**	**Loves Ray.**	**Loves Ray.** (TVPG)		**Loves Ray.**	**Men** (HD)	**Men** (HD)
	USA	34	34	34	34	34	22	52	35	35	50	**NCIS:** False Witness Witness missing. (HD)		**NCIS:** Newborn King Pregnant marine. (HD)		**NCIS:** You Better Watch Out Surprise visit.		**WWE Tribute to the Troops** (TVPG) (N)			
	WE	117	117	117	117	117	117	117	117	149	(5:30) **Diary of a Mad Black Woman** ('05) ★★½ A spurned wife turns to her grandmother.				**Up Hip Hop: Atlanta** Lil Mama's romance.		**Hip Hop:** No Ma'am, No Ham, No Turkey		**Hip Hop:** No Ma'am, No Ham, No Turkey	
	WGN	16	16	16	19	41	11	95	95	68	**Man** (TVPG) (HD)	**Man** (TVPG) (HD)	**Man** (TVPG) (HD)	**Man** (TVPG) (HD)	**Man** (TVPG) (HD)	**Man** (TVPG) (HD)	**Man** (TVPG) (HD)	**Man** (TVPG) (HD)	**Man** (TVPG) (HD)	**Man** (TVPG) (HD)
SPORTS	ESPN	29	29	29	29	12	58	29	29	70	**SportsCenter** (N) (HD)		**SportsCenter** (N) (HD)		**College Football:** 2018 Bad Boy Mowers Gasparilla Bowl: Marshall Thundering Herd vs South Florida Bulls (Live) (HD)					
	ESPN2	30	30	30	30	6	59	30	30	74	**Horn** (HD)	**Interruption** (HD)	**College Basketball:** Texas Tech Red Raiders at Duke Blue Devils (Live) (HD)				**Best of Countdown** (N) (HD)		**Super Bowl High**	**Super Bowl High**
	FS1	48	48	48	48	42	69	48	48	83	**PBC Press**		**Inside PBC Boxing**		**College Basketball:** Coe College Kohawks at Creighton Bluejays (Live) (HD)				**PBC**	**PBC**
	FSN	72	72	72	72	72	56	66	66	77	(5:00) **To Be Announced** Info unavailable.		**Polaris** (HD)	**Golf Life** (HD)	**To Be Announced** Program information is unavailable at this time.				**World Poker Tour: King of the Club** (HD)	
	FSSUN	38	38	38	38	45	57	38	38	76	**NHL Hcky:** Tampa Bay Lightning at Vancouver Canucks from Rogers Arena (Replay) (HD)					**Lightning** (Live)	**NHL Hcky:** Tampa Bay Lightning at Calgary Flames from Scotiabank Saddledome (Live)			
	GOLF	49	49	49	49	55	60	49	49	93	**Golf Central** (HD)	**Best** (HD)	**Famous 5**		**To Be Announced** Program information is unavailable at this time.					**TBA**
	NBCSN	71	71	71	71	54	61	42	42	90	(4:30) **Mecum Auto Auctions** Prestigious automobile auctions.				**NASCAR America**		**NASCAR Cup Series Award Show**			
KIDS	DISN	136	136	136	136	99	45	136	136	250	**Raven**	**Coop & Cam**	**BUNK'D**	**BUNK'D**	**Raven**	**Raven**	**Bizaard**	**Stuck Mid.**	**BUNK'D**	**BUNK'D**
	NICK	25	25	25	25	24	44	25	25	252	**Loud House**	**Loud House**	**Loud House**	**Loud House**	**SpongeBob**	**SpongeBob**	**Sponge Out of Water** ★★½ Sea friends ashore.			
	TOON	80	80	80	80	46	20	57	87	257	**Titans** (TVPG) (R)		**We Bare**	**Dramarama**	**Gumball**	**Gumball**	**Dad** (HD)	**Dad** (HD)	**Burgers**	**Burgers**
NEWS	CNBC	39	39	39	39	59	37		39	102	**Mad Money** (N) (HD)		**Shark Tank** (TVPG)		**Shark Tank** (TVPG)		**Shark Tank** (TVPG)		**Shark Tank** (TVPG)	
	CNN	32	32	32	32	18	38	39	32	100	**Situation Room** (N)		**Erin Burnett** (N) (HD)		**Cooper 360°** (N) (HD)		**Cuomo Prime** (N) (HD)		**CNN Tonight** (N) (HD)	
	CSPN	18	18	18	18	37	12	96	96	109	(10:00) **Public Affairs Events** Public affairs events are presented. (R)						**Politics & Public Policy Today** (R) (HD)			
	FNC	64	64	64	64	48	71	64	64	118	**Special Report** (N)		**The Story** (N) (HD)		**Tucker Carlson** (N)		**Hannity** (N) (HD)		**Ingraham Angle** (N)	
	MSNB	83	83	83	83	185	40	82	82	103	**Beat Ari Melber** (N)		**Hardball** (N) (HD)		**Chris Hayes** (TVPG)		**Rachel Maddow** (N)		**Last Word** (N) (HD)	
	SNN	6	6	6	11	-	-	-	-	-	**SNN Eve**	**Eve @ 6:30**	**ES.TV**	**Celebrity**	**News**	**News**	**DailyMail**	**DailyMail**	**SNN Late**	**SNN Late**
MUSIC	CMTV	47	47	47	47	35	24	37	37	221	**Man** (TVPG) (HD)	**Man** (TVPG) (HD)	**Man** (TVPG) (HD)	**Man** (TVPG) (HD)	**Man** (TVPG) (HD)	**Man** (TVPG) (HD)	**Man** (TVPG) (HD)	**Man** (TVPG) (HD)	**Cowboys Cheerleaders** (TVPG) (HD)	
	MTV	33	33	33	33	23	48	33	33	210	**Jersey Shore: Family Vacation** (TV14)		**Jersey:** Unseen Moments You Can't Unsee		**Ex on the Beach** (TV14) (N) (HD)		**Floribama Shore** (TV14) (N) (HD)		**Jersey Shore: Family Vacation** (TV14)	
	VH1	50	50	50	50	43	23	50	50	217	**Temptations** ('03)	**The Bodyguard** ('92, Romance) ★★½ A former Secret Service agent is hired to protect a threatened pop superstar.					**Pretty Woman** ('90, Romance) Richard Gere, Julia Roberts. Businessman hires a prostitute.			
PREMIUM	ENC	150	150	150	150	150	150	150	150	350	(4:42) **Into the Blue** ('05) ★★½	**Spy Kids 3-D: Game Over** ('03) An evil toymaker traps a girl in a game and her brother must save her.			**Monsters University** ('13) When Mike and Sulley first met in college, they couldn't stand each other.			**Fever Pitch** ('05) ★★½ Businesswoman competes with baseball season for the affection of her boyfriend.		
	HBO	302	302	302	302	302	302	302	302	400	(5:35) **Murder on the Orient Express** ('17, Mystery) ★★★ Race to find killer on luxury train. (PG-13) (HD)			**VICE News Tonight** (TV14)	**Pacific Rim: Uprising** ('18, Action) ★★½ John Boyega. The next Generatn of Jaeger pilots are rallied to defeat a new Kaiju threat. (PG-13)				**Room 104:** Shark (TVMA) (R)	**Room 104:** Josie & Me (R)
	HBO2	303	303	303	303	303	303	303	303	402	(5:40) **Ready Player One** ('18, Science Fiction) ★★★ Tye Sheridan. Virtual reality world users attempt to find its late creator's fortune. (PG-13)				**Pete Holmes: Dirty Clean** A stand-up special. (TVMA) (HD)		**VICE** (TVMA) (HD)	(:45) **Icebox** ('18, Drama) A Honduran boy seeks out asylum within the United States but is caught. (HD)		
	HBOS	304	304	304	304	304	304	304	304	404	(4:45) **Man on Fire** ('04, Drama) Former assassin protects child. (R)		(:15) **The Hangover** ('09, Comedy) ★★★½ Bradley Cooper, Ed Helms. Amnesiac friends try to piece together a wild night spent in Las Vegas.				**Dangerous Minds** ('95) Ex-Marine takes on cynical inner-city high-school kids with her wits and will.			**Kiss Kiss, Bang Bang** ('05)
	MAX	320	320	320	320	320	320	320	320	420	(4:50) **Thoroughbreds** ('18)		(:25) **MacGruber** ('10) ★★ Former soldier of fortune battles an old nemesis to prevent a nuclear disaster.		**Legend** ('15, Crime) ★★★ Tom Hardy, Emily Browning. Twin brothers go on crime sprees while detective attempts to catch the two. (R) (HD)				(:15) **Atomic Blonde** ('17) ★★★ Brit superspy hunts for vital dossier.	
	MMAX	321	321	321	321	321	321	321	321	422	**Back to the Future** ('85) A time-traveling 1980s teen accidentally stops his own parents from meeting.			**Date Night** ('10) ★★½ A New Jersey couple pretending to be another couple faces danger from the mob.			**Girls Trip** ('17, Comedy) ★★★ Regina Hall, Jada Pinkett Smith. Four lifelong friends visit New Orleans for a raunchy, party-filled weekend.			
	SHO	340	340	340	340	340	340	340	340	365	**The Death of Stalin** ('17) ★★★	**Rising** Muslims face flood.	**Escape At Dannemora:** Part 5 The day of the escape arrives. (R)		**The Foreigner** ('17, Action) Jackie Chan, Pierce Brosnan. Quiet London businessman's child is killed, propelling him on vengeful course.				**American Assassin** ('17) CIA agents probe random terror attacks.	
	TMC	350	350	350	350	350	350	350	350	385	**The Shaft** ('01, Horror) ★ James Marshall, Naomi Watts. A repairman's investigation into elevator deaths reveals a hellish nightmare. (R)				**The Hurt Locker** ('09, Drama) Jeremy Renner, Anthony Mackie. An Army bomb squad in Iraq tries to survive a reckless new team leader.				(:15) **Home of the Brave** ('06) U.S soldiers return home from Iraq.	

LATE NIGHT THURSDAY

KIDS NEWS SPORTS — SPECIALS MOVIES

DEC. 20

		VEN	ENG	SAR	PC	ARC	SPG	SEB	LP	FIOS	11 PM	11:30	12 AM	12:30	1 AM	1:30	2 AM	2:30	3 AM	3:30	4 AM	4:30	5 AM	5:30
BROADCAST	ABC 26	-	-	-	7	11	7	-	-	-	News	Kimmel		Nightline	Extra	ET	Men	World News (N)			News	News	News (N)	
	ABC 28	-	-	17	-	-	-	17	17	11	News	Kimmel		Nightline	(:07) Dr. Oz		Paid	World News (N)			News	News	News	News
	ABC 40	7	7	7	10	7	-	-	-	7	News	Kimmel		Nightline	Paid	Celebrity	Paid	Recipe	World News (N)			News	News	News
	CBS 10	10	10	10	-	-	-	10	10	10	10 News	Late Show		Corden		Paid	Paid	(:37) News			News	10 News	10 News	
	CBS 11	213	213	-	5	5	5		213	-	News	Late Show		Corden		Access	Dr. Phil		News (N)		News	News	News (N)	
	NBC 8	8	8	8	-	8	-	8	8	8	News	Tonight		Late Night		Carson	Today (R)		Doctors		Early	News	News	News
	NBC 20	-	232	-	2	2	2	-	232	-	News	Tonight		Late Night		Carson	Today (R)		Dr. Oz (HD)		Early	News	News (N)	
	FOX 13	13	13	13	-	13	-	13	13	13	11 News		Six	Dish	11 News		30	TMZ	TMZ Live		FOX13	News	News	News
	FOX 36	-	-	-	4	4	4	-	-	-	News (N)		Feud	TMZ	Mathis		Paternity	TMZ Live		The Real		News	News at 5A	
	PBS 3	3	17	3	-	-	-	3	3	3	Murder		Amanpour		Christmas		America		Kingdoms		Nature (R)		NOVA (R)	
	PBS 30	-	3	-	3	3	3	-	-	-	TBA		TBA	TBA	Christmas		America		Kingdoms		Nature (R)		NOVA (R)	
	CW 46	-	-	-	6	21	6	-	-	-	Girls	Girls	Goldberg	Goldberg	Mike	Mike	Mother	Mother	Queens	Queens	Game	Game	Seinfeld	Seinfeld
	CW 44	9	9	9	-	-	-	9	9	4	Girls	Friends	Rules	Rules	DailyMail	Paid	Comics	Hill	Paid	Paid	Paid	Paid	Business	Paid
	MYN 38	11	11	11	-	-	-	11	11	14	Seinfeld	Seinfeld	Cops	Cops	Crimes	Killer	Files	ET	Mathis (R)		Court (R)		Shepherd	
	IND 32	12	12	12	-	38	-	4	4	12	Bang	Fam Guy	Fam Guy	Dad	Dad	Cleve.	STEVE (N)		Jokers	Jokers	Mother	Mother	Wilkos (R)	
	ION 66	2	2	2	13	26	-	438	438	17	CSI (TV14)		CSI (TV14)		CSI (TV14)		CSI (TV14)		Paid	Paid	Inspiration (TVPG)			
	WCLF 22	22	22	22	-	-	-	22	22	2	Divine	Awakning		You & Me Prayer line.						Real Life	700 Club		FLC	Rippy
	WRXY 49	-	-	-	22	44	10	-	-	-	Divine	Saving	Life	You & Me Prayer line.						Reign	Gaither		Jeffress	Fitness
	TLF 50	23	23	23	-	95	-	23	23	5	Noticias	Noticiero	Deportivo		Cachito		Salvajes		Vecinos	Pagado	El gordo		Primer	Noticiero
	UNIV 62	15	15	15	-	-	-	15	15	6	Tiro de		Laura (HD)		Imperdonab (TV14) (HD)				Pagado	Pagado	Pagado	Pagado	Veredicto	
CABLE	A&E	26	26	26	26	39	50	26	26	181	Live PD	Live PD	Live PD	Live PD	Live PD	Live PD	PD Cam	PD Cam	Live PD	Live PD	Paid	Paid	Paid	Paid
	AMC	56	56	56	56	30	53	62	62	231	Clause 2		Chocolate Factory ('05) ★★★					Mr. Deeds ('02) ★★½ (HD)				Leprechn	Nestor	Drummer
	APL	44	44	44	44	36	68	44	44	130	Secret (R)		Secret (R)		Crikey! (R)		Red Ape		Secret (R)		Crikey! (R)		Secret (R)	
	BET	35	35	35	35	40	22	51	51	270	(9:55) Movie			Martin	Martin	Martin	Martin	Martin	Martin	Martin	J. Foxx	J. Foxx	J. Foxx	J. Foxx
	BRAV	68	68	68	68	254	51	65	65	185	Watch	Vanderpump		Top Chef		Below Deck		Below Deck		Watch	Paid	Paid	Paid	Paid
	COM	66	66	66	66	15	27	52	52	190	Daily	Office	S. Park	S. Park	S. Park	Daily	S. Park	S. Park	S. Park	S. Park	S. Park	Key Peele	Paid	Paid
	DISC	40	40	40	40	25	43	43	43	120	Alaska (R)		Alaska: Last Frontier: Christmas (R)						Alaska (R)		Edge (HD)		Edge (HD)	
	E!	46	46	46	46	27	26	46	46	196	Botched	Botched		Busy	Sex/City	Sex/City	Sex/City	Sex/City	Sex/City	Sex/City	Sex/City	Kardashian		Kardash.
	EWTN	243	243	243	12	243	17	243	243	285	Christms	WomenG	Daily Mass		World Over		News	Cousins (R)		Catalog	Joyful (R)		Dr. Ray (R)	
	FOOD	37	37	37	37	183	76	88	88	164	Beat Bob	Beat Bob	Christmas		Beat Bob	Beat Bob	Beat Bob	Beat Bob	Christmas		Mystery	Mystery	Paid	Paid
	FREE	55	55	55	55	10	46	58	58	199	Ice Age	(:25) Life-Size 2 ('18) ★★				Mickey	Paid	Paid	700 Club		Paid	Paid	Reign	Life
	FX	51	51	51	51	58	49	34	34	53	Night ('15)		Harold & Kumar ('11) (R)				Snowfall		Paid	Paid	Paid	Paid	Paid	Paid
	GSN	179	179	179	179	34	179	80	80	184	Cash Cab	Cash Cab	Feud	Feud	America	Chain	Idiotest	Idiotest	Winsanity	Divided	Paid	Paid	Paid	Paid
	HALL	5	5	5	17	137	73	86	86	240	Romance		Once Upon a Holiday				Matchmk Santa ('12)				Window Wonderland			
	HGTV	41	41	41	41	53	42	258	258	165	Hunters	Hunters	Flip	Flip	Hunters	Hunters	Hunters	Hunters	Flip/Flop	Flip/Flop	Paid	Paid	Paid	Paid
	HIST	81	81	81	81	33	65	126	126	128	Am. Picker		Am. Picker		Am. Picker		Am. Picker		Am. Picker		Paid	Paid	Paid	Paid
	LIFE	36	36	36	36	52	41	36	36	140	Boots ('18)		My Christmas Inn ('18)				(:04) Santa's Boots ('18)				Paid	Paid	Paid	Paid
	OWN	58	58	58	58	47	67	56	56	145	Homicide		Homicide		20/20 (R)		Homicide		Homicide		Dateline		Dr. Phil	
	PRMT	57	57	57	57	29	63	54	54	54	Merry XMas		Bad Santa Santa steals.				Men	Men	Men	Men	Paid	Paid	Paid	Paid
	SYFY	67	67	67	67	253	64	55	55	180	47 Ronin	Kickboxer: Vengeance				Paul ★★★ Alien friendship.				Open Water 3 (R)		Helsing (R)	
	TBS	59	59	59	59	32	62	59	59	52	Guest Bk	Seinfeld	Seinfeld	Brooklyn	Brooklyn	Brooklyn	Brooklyn	Girls	Girls	Girls	Girls	Girls	Ray.	Ray.
	TCM	65	65	65	65	65	74	169	169	230	Singing Marine ('37) ★★				(:15) Cowboy ('38)			(:45) Varsity ('37)			(:15) Places ('38) ★			Naughty
	TLC	45	45	45	45	57	72	45	45	139	Pimple	Obsessn	Dr. Pimple		Dr. Pimple		Dr. Pimple (TV14)			Obsessn	Atlanta	Atlanta	Atlanta	Atlanta
	TNT	61	61	61	61	28	55	61	61	51	NBA Basketball (Live)				Inside NBA		NBA Basketball (Replay) (HD)					Joker Wld	Arrow (HD)	
	TRAV	69	69	69	69	260	66	260	260	170	Dead Files		Dead Files		Dead Files		Dead Files		Dead Files		Paid	Paid	Paid	Paid
	TRUTV	63	63	63	63	50	30	60	60	183	Jokers	Jokers	Jokers	Carbonar	Carbonar	Carbonar	Carbonar	Carbonar	Adam	Adam	Paid	Paid	Paid	Paid
	TVLND	62	62	62	62	31	54	57	57	241	Queens	Queens	Queens	Queens	Men	Men	Goldberg	Goldberg	Christine		Christine	Christine	Golden	Golden
	USA	34	34	34	34	22	52	35	35	50	Miz & Mrs	Miz & Mrs	Miz & Mrs	Miz & Mrs	Miz & Mrs	Miz & Mrs	Chicago PD		Chicago PD		Chicago PD		Chicago PD	
	WE	117	117	117	117	117	117	117	117	149	Hip Hop		Braxton		Braxton		Hip Hop		Hip Hop		Bridezilla		Paid	Paid
	WGN	16	16	16	19	41	11	95	95	68	Man	Man	Man	Married	Married	Married	Mother	Mother	Elementary		Camp Mtg.		Roth	Paid
SPORTS	ESPN	29	29	29	29	12	58	29	29	70	Coll. Ftbl	Sports (N) (HD)			Sports (N)		Sports (N)		Coll. Ftbl (Replay) (HD)				Sports	
	ESPN2	30	30	30	30	6	59	30	30	74	Sports	Street: Stop 3			First Take (HD)				Sports (N)		Sports		TrueS.	TrueS.
	FS1	48	48	48	48	42	69	48	48	83	PBC Press		TMZ Sprt	Skip and Shannon (HD)				Fair Gme	PBC Press		FIFA Club: Semifinal			
	FSN	72	72	72	72	72	56	66	66	77	Reloaded		To Be Announced				Paid	Paid	Paid	Paid	Paid	Paid	Paid	Paid
	FSSUN	38	38	38	38	45	57	38	38	76	NHL	Lightning	Lightning		NHL Hcky (Replay)				Lightning	Paid	Paid	Paid	Paid	Paid
	GOLF	49	49	49	49	55	60	49	49	93	TBA Info unavailable.				Golf Cntrl	Best	School	Skill Code	Paid	Paid	Paid	Golf Cntrl	TBA	
	NBCSN	71	71	71	71	54	61	42	42	90	NASCAR Award				NASCAR	NASCAR	NASCAR		Paid	Paid	Paid	Paid	Paid	Paid
NEWS	CNN	32	32	32	32	18	38	39	32	100	CNN Tonite		360° (R)		Cuomo (R)		CNN Tonite		CNN Tonite		Early (N)		Early (N)	
	FNC	64	64	64	64	48	71	64	64	118	News (N)		Tucker (R)		Hannity (R)		Ingraham		News (R)		FOX-Friend		FOX-Friend	
	MSNBC	83	83	83	83	185	40	82	82	103	11th Hour		Maddow		O'Donnell		11th Hour		Hayes (R)		11th Hour		First Look	
	SNN	6	6	6	11	-	-	-	-	-	SNN Late	Celebrity	Paid	Paid	Paid	Paid	Paid	Paid	News	News	News	News	News	News
PREMIUM	ENC	150	150	150	150	150	150	150	150	350	Pitch	(:32) Easy A ('10)			(:09) Leap Year ('10) ★★½				Stomp Yard ('07)			(:48) Eye Sky ('16)		
	HBO	302	302	302	302	302	302	302	302	400	Momentum Gen			Gumbel		The Book of Eli ('10) ★★★				CHiPs Unlikely partners.				Some.
	HBO2	303	303	303	303	303	303	303	303	402	(:15) Rampage ('18) ★★½				(:05) VICE (TVMA)			(:35) Traffik ('18)			Die	Barbershop ('02)		
	HBOS	304	304	304	304	304	304	304	304	404	Kiss Kiss ('05) (R)			Taken ('09) ★★★			Beyond Borders ('03)				Shine Musician's life.			
	MAX	320	320	320	320	320	320	320	320	420	Atomic ★★★		Tour Bus	(:45) Going in Style ('17)				Schmucks ('10)			Van Wilder: Taj ('06) ★★			
	MMAX	321	321	321	321	321	321	321	321	422	(:05) Roll Bounce ('05) ★½				Everything ('17)			(:40) Bernie's ('89)			Cop Out Buddy cops. (R)			
	SHO	340	340	340	340	340	340	340	340	365	American		R. Donovan		True Romance ('93) (R)				Rain Man ('88, Drama)				Coyote ★★½	
	TMC	350	350	350	350	350	350	350	350	385	Home Brave			If I Leave ('18)		(:45) Word (TVMA)			Avenge the Crows ('17)				Guardians	

THURSDAY

TV CROSSWORD 1



Across

1. Serling and Hallett
5. Conk
8. 1970s Tony Musante series
12. "Star Wars" biped
13. Billy Joel's "__ __ to Extremes"
14. Peter Krause on "Parenthood"
15. "Operation Repo" targets
17. Theater box
18. Bullfight bravos
19. Mother of the Kardashians
20. "Devious Maids" creator Marc
24. Feminine suffix
26. Star of 31-Across, Linda __
27. Yield to nerves in the clutch
31. Series about a waitress
32. Springfield doofus
33. Lively dance
34. Title holder
35. School of thought suffix
37. Bow applications
38. Mr. Maher
41. Iridescent gem
43. La Scala highlight
44. Animated film, "__ University"
49. Fastidious TV detective
50. "The A-Team" star: 2 wds.
51. Like Obama's office
52. Penny __ poker
53. "Say __ to the Dress"
54. Lots and lots

Down

1. Preacher's title: abbr.
2. Have bills
3. Exclamation from 32-Across
4. Schuss on a slope
5. Actor Campbell of "The Killing"
6. Curved molding
7. Entourage, hangers-on
8. TV genre: 2 wds.
9. Emanation
10. Travelers to Bethlehem
11. Leon or Ed
16. Eye parts
20. Applaud
21. Restraint device in "Minority Report"
22. Utterly bad
23. Shown, Emmy-winning TV host: 2 wds.
25. Alma maters
28. Dodge model of the 1980s
29. Razor-sharp
30. Goofs up
36. "I Saw __ Kissing Santa Claus"
37. Talks wildly
38. The Crimson Tide, familiarly
39. Meryl Streep's "The __ Lady"
40. Clothes dryer residue
42. Skin opening
45. Actor Bosley
46. Ms. Longoria
47. Akira Kurosawa epic
48. Cunning

solution

EVENING FRIDAY

KIDS NEWS SPORTS SPECIALS MOVIES

DEC. 21	VEN	ENG	SAR	PC	ARC	SPG	SEB	LP	FIOS	6 PM	6:30	7 PM	7:30	8 PM	8:30	9 PM	9:30	10 PM	10:30
BROADCAST																			
ABC 26	-	-	-	7	11	7	-	-	-	**ABC7 News at 6:00pm** (N)	**ABC World News** (N) (HD)	**The 7 O'Clock News** (N) (HD)	**Entertainment Tonight** (N)	**I Want a Dog for Christmas, Charlie Brown!** Snoopy's brother.		**The Great Christmas Light Fight:** All-Stars (TVPG) (R) (HD)		(:01) **20/20** Investigative reporting on world news. (HD)	
ABC 28	-	-	17	-	-	-	17	17	11	**Action News** (N)	**News** (N) (HD)	**Inside** (TVPG) (N)	**Taste and See** (N)	**I Want a Dog** Snoopy's brother. (TVG)		**Christmas Light Fight:** All-Stars (TVPG) (R)		(:01) **20/20** Investigative news. (HD)	
ABC 40	7	7	7	10	7	-	-	-	7	**News** (N)	**News** (N) (HD)	**News** (N)	**News** (N)	**I Want a Dog** Snoopy's brother. (TVG)		**Christmas Light Fight:** All-Stars (TVPG) (R)		(:01) **20/20** Investigative news. (HD)	
CBS 10	10	10	10	-	-	-	10	10	10	**10 News This Evening** (N)	**CBS Evening News** (N) (HD)	**Wheel** (TVG) (N) (HD)	**Jeopardy!** (TVG) (N) (HD)	**A Home for the Holidays: The 20th Anniversary** Adoptive families.		**Hawaii Five-0:** Make Me Kai Bio-weapon is stashed aboard yacht.		**Blue Bloods:** The Forgotten A single mother is murdered. (TV14)	
CBS 11	213	213	-	5	5	5		213	-	**News** (N) (HD)	**News** (N) (HD)	**News** (N) (HD)	**Inside** (TVPG) (N)	**A Home for the Holidays** Adoptive families.		**Hawaii Five-0** Lethal bio-weapon. (TV14) (R)		**Blue Bloods:** The Forgotten Single mother.	
NBC 8	8	8	8	-	8	-	8	8	8	**News Channel 8 at 6:00** (N)	**NBC Nightly News** (N) (HD)	**News Channel 8 at 7:00** (N)	**Extra** (TVPG) (N) (HD)	**Midnight, Texas:** Patience Is a Virtue Unlikely visitor. (TV14) (N)		**America's Got Talent:** A Holiday of Champions (TVPG) (R) (HD)		**Dateline NBC** Investigative features and profiles. (HD)	
NBC 20	-	232	-	2	2	2	-	232	-	**News** (N) (HD)	**Nightly News** (N)	**Wheel** (TVG) (N)	**Jeopardy!** (TVG)	**Midnight, Texas** Unlikely visitor. (TV14) (N)		**Got Talent:** A Holiday of Champions (R)		**Dateline NBC** Investigative news. (HD)	
FOX 13	13	13	13	-	13	-	13	13	13	(:59) **FOX13 6:00 News** (N)	**FOX13 6:30 News** (N)	**Access** (TVPG) (N) (HD)	**TMZ** (TVPG) (N) (HD)	**Man** Moment with dad. (R)	**Cool Kids** Online dating. (R)	**Hell's Kitchen:** One Hell of a Party Sweet 16. (TV14) (R) (HD)		**FOX13 10:00 News** The top news stories are updated. (N) (HD)	
FOX 36	-	-	-	4	4	4	-	-	-	**FOX 4 News at Six** Local news; weather. (N)		**Feud** (TVPG) (R)	**Feud** (TVPG) (R)	**Man:** Man vs. Myth	**Cool Kids** (TV14)	**Hell's Kitchen** Sweet 16. (TV14) (R) (HD)		**FOX 4 News at Ten** Nightly news report. (N)	
PBS 3	3	17	3	-	-	-	3	3	3	**News** (TVPG)	**Report** (N) (HD)	**The PBS NewsHour** (N) (HD)		**Wash. Week** (N)	**Florida** (TVG) (N)	**Craft In America:** California Californian art.		**Craft In America:** Visionaries (TVPG) (N)	
PBS 30	-	3	-	3	3	3	-	-	-	**News** (TVPG)	**Report** (N) (HD)	**The PBS NewsHour** (N) (HD)		**Wash. Week** (N)	**Firing Line** (N)	**Craft In America:** California Californian art.		**America** (TVPG)	**TBA**
CW 46	-	-	-	6	21	6	-	-	-	**Bang** (TV14) (HD)	**News** (N) (HD)	**Bang** (TVPG) (HD)	**Bang** (TV14) (HD)	**Dynasty:** Crazy Lady Tracking an enemy.		**Penn & Teller: Fool Us** Danny Cole. (R)		**News at10pm** (N) (HD)	
CW 44	9	9	9	-	-	-	9	9	4	**black-ish** (TVPG)	**black-ish** (TVPG)	**Friends** (TVPG)	**Girls** (TV14) (HD)	**Dynasty:** Crazy Lady Tracking an enemy.		**Penn & Teller: Fool Us** Danny Cole. (R)		**Men** (TV14) (HD)	**Men** (TV14) (HD)
MYN 38	11	11	11	-	-	-	11	11	14	**Extra** (TVPG) (N)	**Entertainment** (N)	**Feud** (TVPG) (R)	**Feud** (TVPG) (R)	**News Channel 8 News at 8pm** (N)		**CSI: Miami:** Fallen Psychotic genius. (TV14)		**CSI: Miami** Girl killed in club. (TV14) (HD)	
IND 32	12	12	12	-	38	-	4	4	12	**Goldbergs** (TV14)	**Goldbergs** (TVPG)	**Bang** (TVPG) (HD)	**Bang** (TV14) (HD)	**Mom** (TV14) (HD)	**Mom** (TV14) (HD)	**Man** (TVPG) (HD)	**Man:** Pledging (HD)	**Chicago P.D.:** A War Zone Bloodied child.	
ION 66	2	2	2	13	26	-	438	438	17	**NCIS: Los Angeles** Locating Arkady. (HD)		**NCIS: Los Angeles** Prison escape. (TV14)		**NCIS: Los Angeles** Sam's family danger.		**NCIS: Los Angeles** Cuban spy escapes.		**NCIS: Los Angeles** Brainwashed kids. (HD)	
WCLF 22	22	22	22	-	-	-	22	22	2	**Christian Fitness**	**Meyer** (TVG) (R)	**CTN Special**	**The Great Awakning**		**The Good Life** Christian leaders.		**Wommack** (TVG)	**Entertainment**	**The THREE**
WRXY 49	-	-	-	22	44	10	-	-	-	**Meyer** (TVG) (R)	**Contending**	**Rhema** (TVG)	**The Great Awakning**		**The THREE**	**News** (TVG)	**Meyer** (TVG) (R)	**Entertainment**	**Wommack** (TVG)
TLF 50	23	23	23	-	95	-	23	23	5	**Noticias** (N)	**Noticiero Univ.** (N)	**La rosa de Guadalupe** Final feliz. (TV14)		**Jesús** La historia de Jesús. (N)		**Mi marido tiene más familia** (HD)		**Amar a muerte** (N) (HD)	
UNIV 62	15	15	15	-	-	-	15	15	6	**Por ella soy Eva** Bajo un disfraz. (TV14)		**Entre dos amores** (TVPG) (HD)		**Me caigo de risa** Retos locos. (TV14) (HD)		**Rosario Tijeras** Rosario vive una historia tormentosa con Antonio y Emilio. (TV14) (HD)			
CABLE																			
A&E	26	26	26	26	39	50	26	26	181	(5:00) **Live PD:** Live PD - 12.15.18 (TV14) (R)				**Live PD** (TV14) (N)		**Live PD:** Top 40 Moments of 2018, Part 1 (N)			
AMC	56	56	56	56	30	53	62	62	231	**The Polar Express** ('04, Holiday) ★★★ Tom Hanks. Boy takes train ride to North Pole. (G) (HD)				**Elf** ('03, Holiday) ★★★ A man who is raised by elves travels to New York to find his real father.				**Jingle All the Way** ('96) Frantic toy search.	
APL	44	44	44	44	36	68	44	44	130	**Tanked** (TVPG) (R)		**Tanked** (TVPG) (R)		**Tanked** (TVPG) (N)		**Tanked** (TVPG) (N)		**Tanked** (TVPG) (R)	
BET	35	35	35	35	40	22	51	51	270	**Payne** (TVPG) (HD)	**Payne** (TVPG) (HD)	**Movie**					**Movie**		
BRAVO	68	68	68	68	254	51	65	65	185	**Tiny House** (TVPG)		**Tiny House** (TVPG)		**Buying It** (R)		**Sweet Home** (TV14)		**Get a Room with** (N)	
COM	66	66	66	66	15	27	52	52	190	**S. Park** (TVMA) (R)	**South Prk** Cartman and Heidi. (TVMA) (R)		**S. Park** (TVMA) (R)	**S. Park** (TVMA) (R)	**S. Park** (TVMA) (R)	**S. Park** (TV14) (R)	**S. Park** (TVMA) (R)	**S. Park:** Goobacks	**S. Park** (TVMA) (R)
DISC	40	40	40	40	25	43	43	43	120	**Gold Rush** Wash plant collapse. (TVPG) (R)		**Gold Rush: Pay Dirt:** Father's Day (TVPG)		**Gold Rush: The Dirt** (TVPG) (N) (HD)		**Gold Rush:** The Resurrection (TVPG) (N)		(:02) **Master of Arms:** Blades of WWI (N)	
E!	46	46	46	46	27	26	46	46	196	**Kardashian** (TV14)		**E! News** (N) (HD)		**Billy Madison** ('95) ★★½ School once more.				**The Longest Yard**	
EWTN	243	243	243	12	243	17	243	243	285	**News**	**Sav Faith**	**Daily Mass** (TVG) (R)		**Life of Christ:** (TVG)		**News**	**Rosary**	**Life** (R)	**Icons** (R)
FOOD	37	37	37	37	183	76	88	88	164	**Diners**	**Diners**	**Diners**	**Diners**	**Diners**	**Diners**	**Diners**	**Diners**	**Diners**	**Diners**
FREE	55	55	55	55	10	46	58	58	199	**The Santa Clause** ★★½ Dad becomes Santa.		(:10) **The Santa Clause 3: The Escape Clause** ('06) Jack Frost tries to take over Christmas.				**Dr. Seuss' How the Grinch Stole Christmas** ('00) Mean Grinch plots to destroy Christmas.			
FX	51	51	51	51	58	49	34	34	53	**Kubo and the Two Strings** ('16, Adventure) ★★★½ Boy sets out to fulfill his destiny. (PG) (HD)				**Trolls** ('16, Comedy) Two Trolls must work together to rescue their friends from the Bergens.				**Trolls** ('16, Comedy) ★★★ Rescue mission.	
GSN	179	179	179	179	34	179	80	80	184	**Feud**	**Feud**	**Feud**	**Feud**	**Feud**	**Feud**	**Feud**	**Feud**	**Feud**	**Feud**
HALL	5	5	5	17	137	73	86	86	240	**A Majestic Christmas** An architect travels to her hometown to transform a historic building.				**Entertaining Christmas** ('18, Holiday) Untalented daughter must prove self. (NR) (HD)				**The Christmas Cottage** ('17, Holiday) ★★★	
HGTV	41	41	41	41	53	42	258	258	165	**My Lottery**	**My Lottery**	**My Lottery**	**My Lottery**	**My Lottery**	**My Lottery**	**My Lottery**	**My Lottery**	**Hunters**	**Hunters**
HIST	81	81	81	81	33	65	126	126	128	**Aliens** Alien creators.		**Aliens** (TVPG) (R)		**Ancient Aliens: Declassified** Human evolution. (TVPG) (HD)					
HSN	24	24	24	24	51	19	16	16	151	**HSN** (TVG) (HD)		**HSN** (TVG) (HD)		**HSN** (TVG) (HD)		**HSN** (TVG) (HD)		**HSN** (TVG) (HD)	

KIDS NEWS SPORTS

EVENING FRIDAY

SPECIALS MOVIES

DEC. 21	VEN	ENG	SAR	PC	ARC	SPG	SEB	LP	FIOS	6 PM	6:30	7 PM	7:30	8 PM	8:30	9 PM	9:30	10 PM	10:30
CABLE																			
LIFE	36	36	36	36	52	41	36	36	140	**Wish Upon a Christmas** ('15, Holiday) Rekindled romance could save business. (HD)				**A Christmas Kiss** ('11, Holiday) Elisabeth Röhm. Competition ensues between co-workers.				(:03) **A Very Nutty Christmas** ('18, Holiday)	
OWN	58	58	58	58	47	67	56	56	145	**Dr. Phil** Victim family.		**Dr. Phil** (TV14) (HD)		**Homicide** (TV14) (R)		**48 Hours:** (TV14)		**48 Hours:** (TV14)	
PRMT	57	57	57	57	29	63	54	54	54	**Mom** (TV14) (HD)	**Mom** (TV14) (HD)	**Men in Black II** Agents Kay and Jay foil an alien lingerie model's plans of intergalactic evil.				**Men in Black** ('97) Two top secret agents commit themselves to monitoring aliens on Earth.			
SYFY	67	67	67	67	253	64	55	55	180	**Witch Hunter** ('15)	**47 Ronin** ('13, Action) ★★½ Keanu Reeves. Samurais avenge the death of their master and restore honor to homeland.					**Z Nation:** At All Cost (TV14) (N) (HD)		**Van Helsing:** Christ Pose (TV14) (N) (HD)	
TBS	59	59	59	59	32	62	59	59	52	**Fam Guy** (TV14)	**Fam Guy** (TV14)	**Burgers** (TVPG)	**Burgers** (TVPG)	**Love Actually** ('03, Romance) ★★★ Hugh Grant, Liam Neeson. People deal with their love lives during the frantic weeks before Christmas. (R)					
TCM	65	65	65	65	74	169	169	230		**The Fearless Vampire Killers or: Pardon Me, But Your Teeth Are in My Neck** ('67) ★★★				**Breakfast at Tiffany's** ('61, Comedy) Audrey Hepburn. A woMan Fnd romance in New York.				**The Way We Were** ('73) Opposites in love.	
TLC	45	45	45	45	57	72	45	45	139	**Wedding** (TV14) (R)		**Wedding** (TV14) (R)		**90 Day Fiancé:** Extended: Episode 9 (TVPG)				**90 Day**	**Wedding**
TNT	61	61	61	61	28	55	61	61	51	**Bones** Arastoo captured. (TV14) (HD)		**Grinch** (TVG) (HD)	**The Wizard of Oz** ('39, Fantasy) ★★★½ Judy Garland. Transported to a magical land. (NR) (HD)				(:45) **Grinch** (TVG)	**A Christmas Carol** ★★★ Ghosts scare tyrant.	
TRAV	69	69	69	69	260	66	260	260	170	**Ghost** (TVPG) (R)		**Ghost** (TVPG) (R)		**Ghost** Jackson, Calif.		**Ghost Adventures** Demonic possession. (N)			
TRUTV	63	63	63	63	50	30	60	60	183	**Jokers**	**Jokers**	**Jokers**	**Jokers**	**Jokers**	**Jokers**	**Jokers**	**Jokers**	**Jokers**	**Jokers**
TVLND	62	62	62	62	31	54	57	57	241	**M*A*S*H**	**M*A*S*H**	**M*A*S*H**	**M*A*S*H**	**Loves Ray.**	**Loves Ray.** (TVPG)	**Loves Ray.**		**Men** (HD)	**Men** (HD)
USA	34	34	34	34	22	52	35	35	50	**San Andreas** ('15, Action) Dwayne Johnson. A father tries to rescue his daughter after a devastating earthquake hits.					**Harry Potter and the Prisoner of Azkaban** ('04, Fantasy) Daniel Radcliffe. An escaped convict stalks Harry Potter.				
WE	117	117	117	117	117	117	117	117	149	**Criminal Minds** Unsolved murders. (TV14)		**Criminal Minds** "Angel of Death." (TV14)		**Love After Lockup** Sarah has secret. (R)		**Love After Lockup** Scott has breakdown.		**Love After Lockup** Scott has breakdown.	
WGN	16	16	16	19	41	11	95	95	68	**Blue Bloods** Cop family. (TV14) (HD)		**Grumpy Old Men** ('93, Comedy) ★★★ A sexy widow gives two cantankerous old neighbors a real reason to fight. (HD)					**Grumpy Old Men** ('93) ★★★ Ornery old men battle over a sexy widow.		
SPORTS																			
ESPN	29	29	29	29	12	58	29	29	70	(4:00) **College Football:** Western Michigan vs BYU (Live) (HD)			**NBA** (Live) (HD)	**NBA Basketball:** Milwaukee Bucks at Boston Celtics from TD Garden (Live) (HD)					**NBA** (Live) (HD)
ESPN2	30	30	30	30	6	59	30	30	74	**SportsCenter** (N) (HD)		**College Basketball:** Oregon Ducks at Baylor Bears from Ferrell Center (Live) (HD)				**College Basketball:** Providence Friars at Texas Longhorns (Live) (HD)			
FS1	48	48	48	48	42	69	48	48	83	**Weigh-In** (Replay)	**College Basketball:** UC Irvine Anteaters at Butler Bulldogs from Hinkle Fieldhouse (Live)				**College Basketball:** Buffalo Bulls at Marquette Golden Eagles from Fiserv Forum (Live)				**Weigh-In** (Replay)
FSN	72	72	72	72	72	56	66	66	77	**UEFA Mag.** (HD)	**Marlins LIVE!**	**To Be Announced** Program information is unavailable at this time.						**Marlins LIVE!**	**Marlins** (HD)
FSSUN	38	38	38	38	45	57	38	38	76	**Inside the Lightning:** Show Them, Marty		**NHL Hcky:** Tampa Bay Lightning at Calgary Flames from Scotiabank Saddledome (Replay) (HD)					**Lightning** (Replay)	**College Basketball** (Replay) (HD)	
GOLF	49	49	49	49	55	60	49	49	93	(5:00) **To Be Announced** Info unavailable.		**To Be Announced** Program information is unavailable at this time.				**To Be Announced** Program information is unavailable at this time.			
NBCSN	71	71	71	71	54	61	42	42	90	(5:30) **FIS Alpine Skiing World Cup**		**College Hockey**					**Curling Night in America**		
KIDS																			
DISN	136	136	136	136	99	45	136	136	250	**Coop & Cam**	**Coop & Cam**	**Raven**	**Raven**	**Paddington** ('14) Bear in England.			**Raven**	**Raven**	**Coop & Cam**
NICK	25	25	25	25	24	44	25	25	252	**Loud House**	**Loud House**	**Loud House**	**Danger**	**Lip Sync**	**SpongeBob**	**The SpongeBob SquarePants Movie** ('04)			
TOON	80	80	80	80	46	20	57	87	257	**Titans**	**Unikitty**	**We Bare**	**Dramarama**	**Gumball**	**Gumball**	**Dad** (HD)	**Dad** (HD)	**Burgers**	**Fam Guy**
NEWS																			
CNBC	39	39	39	39	59	37		39	102	**Mad Money** (N) (HD)		**Shark Tank** (TVPG)		**Deal or No** (R) (HD)		**Deal or No** (R) (HD)		**Shark Tank** (TVPG)	
CNN	32	32	32	32	18	38	39	32	100	**Situation Room** (N)		**Erin Burnett** (N) (HD)		**Cooper 360°** (N) (HD)		**Cuomo Prime** (N) (HD)		**CNN Tonight** (N) (HD)	
CSPN	18	18	18	18	37	12	96	96	109	(10:00) **Public Affairs Events** Public affairs events are presented. (R)						**Politics Today** (R)		**Newsmkr**	**Politics**
FNC	64	64	64	64	48	71	64	64	118	**Special Report** (N)		**The Story** (N) (HD)		**Tucker Carlson** (N)		**Hannity** (N) (HD)		**Ingraham Angle** (N)	
MSNB	83	83	83	83	185	40	82	82	103	**Beat Ari Melber** (N)		**Hardball** (N) (HD)		**Chris Hayes** (TVPG)		**Rachel Maddow** (N)		**Last Word** (N) (HD)	
SNN	6	6	6	11	-	-	-	-	-	**SNN Eve**	**Eve @ 6:30**	**ES.TV**	**Celebrity**	**Suncoast**	**News**	**DailyMail**	**DailyMail**	**SNN Late**	**SNN Late**
MUSIC																			
CMTV	47	47	47	47	35	24	37	37	221	**Man** (TVPG) (HD)	**Man** (TVPG) (HD)	**Man** (TVPG) (HD)	**Man** (TVPG) (HD)	**Movie**					
MTV	33	33	33	33	23	48	33	33	210	**Ridiculous** (TV14)	**Ridiculous** (TV14)	**Ridiculous** (TV14)	**Ridiculous** (TV14)	**Ridiculous** (TV14)	**Ridiculous** (TV14)	**Ridiculous** (TV14)	**Ridiculous** (TV14)	**Ridiculous** (TV14)	**Ridiculous** (TV14)
VH1	50	50	50	50	43	23	50	50	217	(4:00) **Woman** ('90)	**RuPaul's Drag Race All Stars** (TV14) (R) (HD)			**RuPaul's Drag Race All Stars** (TV14) (N) (HD)			**RuPaul's Drag Race All Stars** (TV14) (R) (HD)		
PREMIUM																			
ENC	150	150	150	150	150	150	150	150	350	(5:06) **The War** ('94, Drama) Two kids face neighborhood bullies.		(:14) **The Wedding Planner** ('01, Romance) ★★ Jennifer Lopez. A successful wedding planner falls in love with a charming groom-to-be.				**Just Married** ('03) ★★ Young newlyweds honeymoon in Europe, where they face a series of obstacles.			(:38) **Fantastic Four** ('05) ★★½
HBO	302	302	302	302	302	302	302	302	400	(5:35) **Wonder Woman** ('17, Action) ★★★½ Gal Gadot, Chris Pine. Princess of the Amazons leaves secluded island to help end a global war.				**Justice League** ('17, Action) ★★★ Ben Affleck, Henry Cavill. Bruce Wayne, Diana Prince and a host of metahumans confront a global threat.				**To Be Announced**	**The Prestige** ('06, Drama)
HBO2	303	303	303	303	303	303	303	303	402	**Blockers** Prom night pact.	**Icebox** ('18, Drama) A Honduran boy seeks out asylum within the United States but is caught. (HD)			**Elvis Presley: The Searcher:** Part 1 A rise to fame over a single year. (TVPG) (HD)			(:50) **Elvis Presley: The Searcher:** Part 2 A return home from the military. (TVPG) (HD)		
HBOS	304	304	304	304	304	304	304	304	404	(5:10) **Love, Simon** ('18) Closeted high schooler is outed online.		**Three Billboards Outside Ebbing, Missouri** ('17, Comedy) Mother clashes with police force as they struggle to find her daughter's killer.				**The Post** ('18, Drama) ★★★ Meryl Streep, Tom Hanks. Two newspapers race to expose the story of concealed government secrets. (PG-13)			
MAX	320	320	320	320	320	320	320	320	420	**Wilson** ('17, Comedy) Slightly neurotic middle-aged man tries to connect with daughter he never knew.			(:35) **War for the Planet of the Apes** ('17, Action) ★★★ Andy Serkis, Woody Harrelson. An ape leader may yield to his dark instincts in order to defeat the humans. (PG-13) (HD)					**Tales Tour Bus:** Betty Davis	**Tales Tour Bus:** Betty Davis
MMAX	321	321	321	321	321	321	321	321	422	(4:50) **Alien: Covenant** ('17) ★★★ Spaceship investigates signal. (R)		(:55) **Out of Sight** ('98, Action) ★★★ George Clooney. A female fed falls for the criminal who takes her hostage during a prison break. (R) (HD)				**The Italian Job** ('03, Action) ★★★ Mark Wahlberg, Charlize Theron. A gang of career criminals' heist of a gold bullion shipment. (PG-13) (HD)			
SHO	340	340	340	340	340	340	340	340	365	(5:00) **Agnostic Front** ('17)	(:45) **Korn's Brian "Head" Welch: Loud Krazy Love** ('18, Documentary) (NR)			(:15) **A Bad Moms Christmas** ('17, Comedy) ★★½ Mila Kunis. Three mothers decide to revolt against Christmas during their own moms visit.				**Sommore: A Queen With No Spades** Stand-up comedy. (TVMA)	
TMC	350	350	350	350	350	350	350	350	385	(:15) **Back to School** ('86, Comedy) ★★½ Rodney Dangerfield. An uneducated, self-made millionaire attends college with his nebbish son.				**Meet the Parents** ('00, Comedy) ★★★ Robert De Niro, Ben Stiller. A male nurse attempts to impress his girlfriend's ultra-conservative father.				**Meet the Fockers** ('04) ★★½ Focker's in-laws meets his parents.	

LATE NIGHT FRIDAY

KIDS | NEWS | SPORTS | SPECIALS | MOVIES

DEC. 21

		VEN	ENG	SAR	PC	ARC	SPG	SEB	LP	FIOS	11 PM	11:30	12 AM	12:30	1 AM	1:30	2 AM	2:30	3 AM	3:30	4 AM	4:30	5 AM	5:30
BROADCAST	ABC 26	-	-	-	7	11	7	-	-	-	News	Kimmel		Nightline	Extra	ET	Men	(:37) Mixed Nuts ('94) ★★			Paid	Men	Men
	ABC 28	-	-	17	-	-	-	17	17	11	News	Kimmel		Nightline	(:07) Dr. Oz		Tampa Bay		Paid	Hmown	Paid	Paid	HseCall	Hmown
	ABC 40	7	7	7	10	7	-	-	-	7	News	Kimmel		Nightline	Paid	Celebrity	Paid	Recipe	Paid	Comedy.TV	Texas		My.TV	Homes
	CBS 10	10	10	10	-	-	-	10	10	10	10 News	Late Show		Corden		Paid	(:07) Camp		Paid	Paid	Paid	Paid	McKenzie	Paid
	CBS 11	213	213	-	5	5	5		213	-	News	Late Show		Corden		Access	Dr. Phil		Travel	Music Mix	Missing	Animal	House	Paid
	NBC 8	8	8	8	-	8	-	8	8	8	News	Tonight		Late Night		Carson	Today (R)		Doctors		1st Lk	Paid	Trophy	50Plus
	NBC 20	-	232	-	2	2	2	-	232	-	News	Tonight		Late Night		Carson	Today (R)		Dr. Oz (HD)		Elementary		Animals	Money
	FOX 13	13	13	13	-	13	-	13	13	13	11 News		Six	Dish	11 News		30	TMZ	TMZ Live		Paid	Paid	Paid	Live Life!
	FOX 36	-	-	-	4	4	4	-	-	-	News	Feud	TMZ	Minute	Mathis		Paternity	TMZ Live		The Real		Latin	Paid	Paid
	PBS 3	3	17	3	-	-	-	3	3	3	Good Work		Amanpour		America		America		Christmas		Ind. Lens		Old Hse	
	PBS 30	-	3	-	3	3	3	-	-	-	TBA		TBA	Changing	America		America		Christmas		Ind. Lens		Old Hse	
	CW 46	-	-	-	6	21	6	-	-	-	Girls	Girls	Goldberg	Goldberg	Mike	Mike	Mother	Mother	Queens	Queens	Laughs	Laughs	Access (N)	
	CW 44	9	9	9	-	-	-	9	9	4	Girls	Friends	Rules	Rules	DailyMail	Paid	Comics	Hill	Paid	Paid	Ninja (HD)		Paid	Paid
	MYN 38	11	11	11	-	-	-	11	11	14	Seinfeld	Seinfeld	Cops	Cops	Crimes	Killer	Files	ET	Mathis (R)		Persn Int.		Paid	Paid
	IND 32	12	12	12	-	38	-	4	4	12	Bang	Fam Guy	Fam Guy	Dad	Dad	Cleve.	STEVE (N)		Jokers	Jokers	Mother	Mother	Paid	Paid
	ION 66	2	2	2	13	26	-	438	438	17	NCIS (HD)		NCIS (HD)		NCIS (HD)		NCIS (HD)		Paid	Paid	Inspiration (TVPG)			
	WCLF 22	22	22	22	-	-	-	22	22	2	Fruit	Awakning	Awakning	You & Me Prayer line.						CTNSpec	700 Club		Wommck	Forgiven
	WRXY 49	-	-	-	22	44	10	-	-	-	Passion	Taking	Tightline	You & Me Prayer line.						Taking	Gaither		Convo	
	TLF 50	23	23	23	-	95	-	23	23	5	Noticias	Noticiero	Deportivo		Cachito		Salvajes		Vecinos	Familia	El gordo		Primer	Noticiero
	UNIV 62	15	15	15	-	-	-	15	15	6	Tiro de		Laura (HD)		Imperdonab		XRC	Chavo	Pagado	Pagado	Pagado	Pagado	Veredicto	
CABLE	A&E	26	26	26	26	39	50	26	26	181	Live PD	Live PD	Live PD (R)		(:03) Live PD (TV14) (R)				Live PD	Live PD	Paid	Paid	Paid	Paid
	AMC	56	56	56	56	30	53	62	62	231	Jingle All		Miracle on 34th Street				White Christmas Holiday in Vermont.						M*A*S*H	M*A*S*H
	APL	44	44	44	44	36	68	44	44	130	Tanked (R)		Tanked (R)		Tanked (R)		Tanked (R)		Tanked (R)		Tanked (R)		Tanked (R)	
	BET	35	35	35	35	40	22	51	51	270	Movie		Hustle In		Raq Rant	Martin	Martin	(:50) Martin		Martin	J. Foxx	J. Foxx	J. Foxx	J. Foxx
	BRAV	68	68	68	68	254	51	65	65	185	Miss Congeniality 2 ★★				When in Rome ('10) ★★				Get a Room		Paid	Paid	Paid	Paid
	COM	66	66	66	66	15	27	52	52	190	Noble Ape		Chapplle	Chapplle	Chapplle	Chapplle	Chapplle	Chapplle	S. Park	S. Park	S. Park	Key Peele	Paid	Paid
	DISC	40	40	40	40	25	43	43	43	120	Master (N)		Gold Rush		Gold Rush		Master (R)		Master (R)		Misfit Grg		Hunting	Given
	E!	46	46	46	46	27	26	46	46	196	Longest ('05) ★★½			The Dilemma ('11, Comedy) ★★					Botched		Botched		Botched	
	EWTN	243	243	243	12	243	17	243	243	285	Joy Man	WomenG	Father (R)		At Home	Fr. Rutler	News	Icons	Life (TVPG) (R)			Advent	Sav Faith	Christms
	FOOD	37	37	37	37	183	76	88	88	164	Diners	Diners	Diners	Diners	Diners	Diners	Diners	Diners	Diners	Diners	Burgers	Burgers	Paid	Paid
	FREE	55	55	55	55	10	46	58	58	199	Grinch ★★½		(:55) No Sleep 'Til ('18)				Paid	Paid	700 Club		Paid	Paid	Paid	Paid
	FX	51	51	51	51	58	49	34	34	53	Trolls ('16)		Krampus ('15, Horror)				The Best Man Holiday ('13) (R)					Mother	Paid	Paid
	GSN	179	179	179	179	34	179	80	80	184	Cash Cab	Cash Cab	Feud	Feud	America	Chain	Idiotest	Idiotest	Winsanity	Divided	Paid	Paid	Paid	Paid
	HALL	5	5	5	17	137	73	86	86	240	Cottage		Miss Christmas ('17)				Cookie Cutter ('14) ★★½				New Year's Eve ('17)			
	HGTV	41	41	41	41	53	42	258	258	165	Hunters	Hunters	Lottery	Lottery	Hunters	Hunters	Hunters	Hunters	Lottery	Lottery	Paid	Paid	Paid	Paid
	HIST	81	81	81	81	33	65	126	126	128	Ancient		Ancient Aliens: Declassified Human evolution.								Paid	Paid	Paid	Paid
	LIFE	36	36	36	36	52	41	36	36	140	Nutty ('18)		A Christmas Kiss ('11)				(:04) A Very Nutty ('18)				Paid	Paid	Paid	Paid
	OWN	58	58	58	58	47	67	56	56	145	20/20 (R)		48 Hours:		48 Hours:		20/20 (R)		Homicide		Dateline		Dr. Phil	
	PRMT	57	57	57	57	29	63	54	54	54	Men Blck	Men in Black II ('02) ★★				Men in Black ('97) Will Smith.					Paid	Paid	Paid	Paid
	SYFY	67	67	67	67	253	64	55	55	180	Z Nation		Futurama	Futurama	Futurama	Futurama	Futurama	Futurama	House of Witch ('17)				Twilght Zn	
	TBS	59	59	59	59	32	62	59	59	52	ELEAGUE		Love Actually ('03) ★★★ Love stories.						Alice Through Looking				Preview	New Girl
	TCM	65	65	65	65	65	74	169	169	230	Way Were ('73)			High Society ('56) ★★★				Top Hat ('35) ★★★½			(:15) Santa Claus ('60)			
	TLC	45	45	45	45	57	72	45	45	139	Wedding	90 Day	90 Day (TVPG) (R) (HD)				90 Day	Wedding		90 Day	Christmas		Christmas	
	TNT	61	61	61	61	28	55	61	61	51	Carol ('99)		McFarland, USA Track champions.						NCIS: NO		NCIS: NO		NCIS: NO	
	TRAV	69	69	69	69	260	66	260	260	170	Ghost (R)		Ghost: Exorcism Edition				Ghost (R)		Ghost (R)		Paid	Paid	Paid	Paid
	TRUTV	63	63	63	63	50	30	60	60	183	Laff Track	Laff Track	Jokers	Jokers	Jokers	Jokers	Laff Track	Laff Track	Jokers	Jokers	Carbonar	Carbonar	Carbonar	Carbonar
	TVLND	62	62	62	62	31	54	57	57	241	Queens	Queens	Queens	Queens	Men	Men	Goldberg	Goldberg	Ray.	Ray.	Ray.	Roseann	Roseann	Roseann
	USA	34	34	34	34	22	52	35	35	50	Azkaban	Family	Family	Family	SVU (HD)		SVU (HD)		Dateline		Dateline		Dateline	
	WE	117	117	117	117	117	117	117	117	149	Love After		Love After		Love After		Love After		Love After		Bridezilla		Paid	Paid
	WGN	16	16	16	19	41	11	95	95	68	Grumpy Men		Married	Married	Married	Married	Mother	Mother	Elementary		Camp Mtg.		Beyond	Paid
SPORTS	ESPN	29	29	29	29	12	58	29	29	70	NBA Basketball (Live)				Sports (N)		Sports (N)		Coll. Ftbl (Replay) (HD)				NBA (HD)	
	ESPN2	30	30	30	30	6	59	30	30	74	Sports (N)		Sports (N)		NBA Basketball (Taped)				Sports (N)		Sports		Sports	
	FS1	48	48	48	48	42	69	48	48	83	PBC Boxing		PBC	PBC	PBC Face	TMZ Sprt	College Bball (Replay)				College Bball (Replay)			
	FSN	72	72	72	72	72	56	66	66	77	Poker (HD)		To Be Announced				Paid	Paid	Paid	Paid	Paid	Paid	Paid	Paid
	FSSUN	38	38	38	38	45	57	38	38	76	Bball (HD)		Access	Pro Wkly	Football		Boxing 30	Crystal	Paid	Paid	Paid	Paid	Paid	Paid
	GOLF	49	49	49	49	55	60	49	49	93	Golf Cntrl	To Be Announced Info unavailable.						To Be Announced				TBA			
	NBCSN	71	71	71	71	54	61	42	42	90	Curling	Mecum	Journey		Truck Tch	Detroit	Cycling		Paid	Paid	Paid	Paid	Paid	Paid
NEWS	CNN	32	32	32	32	18	38	39	32	100	CNN Tonite		Shades (R)		Shades (R)		Shades (R)		Shades (R)		News (N)		News (N)	
	FNC	64	64	64	64	48	71	64	64	118	News (N)		Tucker (R)		Hannity (R)		Ingraham		News (R)		Hannity (R)		Tucker (R)	
	MSNBC	83	83	83	83	185	40	82	82	103	11th Hour		Maddow		O'Donnell		11th Hour		Hayes (R)		Dateline		Dateline	
	SNN	6	6	6	11	-	-	-	-	-	SNN Late	Celebrity	Paid	Paid	Paid	Paid	Paid	Paid	News	News	News	News	Weekend	Weekend
PREMIUM	ENC	150	150	150	150	150	150	150	150	350	Fantastic ('05) ★★½			Scrooged ('88)			(:11) The War ('94) ★★★				(:19) Passengers ('16)			
	HBO	302	302	302	302	302	302	302	302	400	The Prestige ('06)			Sally4Evr	TBA		(:50) Land of Dead ('05)			(:25) Father ('17)			Making of	Jack Frst
	HBO2	303	303	303	303	303	303	303	303	402	Elvis	Christmases ('08)			The Mummy ('17) ★★½				Holmes		Ideal Home ('18)			Table 19
	HBOS	304	304	304	304	304	304	304	304	404	Murder at 1600			Dave ★★★ Faux president.				Full Monty ('97)			(:20) Lowriders ('17) ★★½			
	MAX	320	320	320	320	320	320	320	320	420	War for the Planet ('17, Action)					Tour Bus	(:55) The Hustler ('61)				Chaos ('08) Bank robber.			
	MMAX	321	321	321	321	321	321	321	321	422	Wolfman ('10) ★★½			The Fate of the Furious ('17)					Jupiter Ascending ('15)				Warn Sign	
	SHO	340	340	340	340	340	340	340	340	365	Office ('16)		Escape Escape day. (R)				R. Donovan		Inside NFL		Sommore		Break-Up	
	TMC	350	350	350	350	350	350	350	350	385	Fockers		Harry Met Sally			All I See Is You ('17) ★★				Martin Lawrence			There Yet?	

FRIDAY

MORNING SATURDAY

KIDS NEWS SPORTS SPECIALS MOVIES

DEC. 22	VEN	ENG	SAR	PC	ARC	SPG	SEB	LP	FIOS	6 AM	6:30	7 AM	7:30	8 AM	8:30	9 AM	9:30	10 AM	10:30	11 AM	11:30
BROADCAST																					
ABC 26	-	-	-	7	11	7	-	-	-	ABC7 News at 6:00am Saturday (N)		ABC7 News at 7:00am Saturday (N)		Good Morning America (HD)		Countdown (R)	Ocean (TVG)	Dr. Scott (TVG)	Dr. Scott (TVG)	Rock (TVG) (R)	Vacation (R)
ABC 28	-	-	17	-	-	-	17	17	11	ABC Action News Weekend (N) (HD)		ABC Action News Weekend (N) (HD)		Good Morning America (HD)		ABC Action News Weekend (N) (HD)		Countdown (R)	Ocean (TVG)	Dr. Scott (TVG)	Dr. Scott (TVG)
ABC 40	7	7	7	10	7	-	-	-	7	The Dr. Nandi Show (R) (HD)		BizKid (TVG)	Outtakes	Good Morning America (HD)		Missing (N)	Dragonfly (HD)	Big (TVG) (R)	Dog (TVG) (R)	Animal (TVG)	Brown (N) (HD)
CBS 10	10	10	10	-	-	-	10	10	10	Paid	Paid	Hope Wild	Pet Vet (TVG)	CBS This Morning: Saturday (N) (HD)				Lucky (TVG)	Vet (TVG) (HD)	Innovation (HD)	Inspectors (HD)
CBS 11	213	213	-	5	5	5		213	-	News at 6am Saturday (N)		CBS This Morning: Saturday (N) (HD)				News at 9AM (N)		Innovation (HD)	Inspectors (HD)	Hope Wild	Pet Vet (TVG)
NBC 8	8	8	8	-	8	-	8	8	8	News Channel 8 Weekend (N)		News Channel 8 Weekend (N)		Today Weekend (N) (HD)			Champion (R)	Voyager (TVG)	Vets Savi. (R)	Consumer (R)	Naturally (R)
NBC 20	-	232	-	2	2	2	-	232	-	NBC2 News Saturday Today (N) (HD)		Today Weekend (N) (HD)			NBC2 News Saturday Today News report. (N) (HD)			Champion (R)	Vets Savi. (R)	Consumer (R)	Naturally (R)
FOX 13	13	13	13	-	13	-	13	13	13	FOX13's Good Day (N) (HD)		FOX13's Good Day Tampa (N) (HD)		FOX13's Good Day Tampa (N) (HD)		FOX13's Good Day (TVPG) (N) (HD)		Earth 2050 (N)	Space (TVPG)	Planet (TVPG)	Weird True (N)
FOX 36	-	-	-	4	4	4	-	-	-	Paid	Paid	Ocean (HD)	Ocean (HD)	Outback (HD)	Rock (TVG)	Rock (TVG)	Jewels (TVG)	Paid	Paid	Paid	Paid
PBS 3	3	17	3	-	-	-	3	3	3	Mr.Rogers (HD)	Splash (TVG)	MotorWk (N)	Shop (TVG) (R)	Woodwright	Legacy (TVG)	House (TVG)	Ask (TVG) (R)	A Chef's Life Special feast. (TVG)		Nigella: At My Christmas dishes. (R)	
PBS 30	-	3	-	3	3	3	-	-	-	Mr.Rogers (HD)	Splash (TVG)	Sesame (TVY)	Daniel (TVY)	Peterrific (R)	Very Monkey Christmas (TVG) (R)		Kratts (TVY) (R)	Martha (TVG)	Cooking (HD)	Cook's (TVG)	Kitchen (TVG)
CW 46	-	-	-	6	21	6	-	-	-	Paid	Travel (TVPG)	News at 7:00AM Saturday (N)				Paid	Paid	Paid	Inside (TVPG)	Renovate	Paid
CW 44	9	9	9	-	-	-	9	9	4	Paid	Paid	Wildlife (TVG)	Did I (TVG)	Ready, Set	Welcome (HD)	House (TVG)	Heroes (TVG)	Paid	Paid	Paid	Paid
MYN 38	11	11	11	-	-	-	11	11	14	News Channel 8 Weekend (N)		News Channel 8 Weekend (N)		Ocean (HD)	Ocean (HD)	Outback (HD)	Rock (TVG)	Rock (TVG)	Jewels (TVG)	Travel (TVPG)	Paid
IND 32	12	12	12	-	38	-	4	4	12	Paid	Paid	Paid	Paid	Best of Tampa	Paid	QB Ministries	Paid	Paid	Paid	Paid	Paid
ION 66	2	2	2	13	26	-	438	438	17	Paid	Paid	Paid	Paid	Paid	Paid	Christmas Cupid's Arrow ('18, Romance)				A Wedding for Christmas ('18) (NR)	
WCLF 22	22	22	22	-	-	-	22	22	2	Family (TVY7)	Barn (TVG)	Gospel (TVG)	Heath Checker	Your Light Kidz	Chicklet Club	Wonder (TVY7)	Superbook	Fitness	7th Street	Reagan (TVG)	Rogers (TVG)
WRXY 49	-	-	-	22	44	10	-	-	-	Turning: What to Do With Christmas		Kids Ablaze	Heath Checker	Your Light Kidz	Superbook	Chicklet Club	Superbook	Wonder (TVY7)	Light	Rosa-Saron	What Is A Man
TLF 50	23	23	23	-	95	-	23	23	5	Prog. pagado	González (HD)	Mercury	Prog. pagado	Planeta de niños (TVY) (N) (HD)		Atención, atención Terapia musical.		Naturaleza humana (TVY) (N) (HD)		Prog. pagado	Prog. pagado
UNIV 62	15	15	15	-	-	-	15	15	6	Prog. pagado	Prog. pagado	Prog. pagado	Prog. pagado	Contacto deportivo (N) (HD)		Vecinos (HD)	Vecinos (HD)	Mita y mita	Mita y mita	Prog. pagado	Prog. pagado
CABLE																					
A&E	26	26	26	26	39	50	26	26	181	Paid	Paid	Flipping (TVPG)		Flipping (TVPG)		Scraps	You Can't	Zombie (TVPG)		Zombie (TVPG)	
AMC	56	56	56	56	30	53	62	62	231	M*A*S*H	M*A*S*H	M*A*S*H	One Magic Christmas ('85, Holiday)				The Christmas Star Disguised felon.				Holiday
APL	44	44	44	44	36	68	44	44	130	Treehouse (R)		Treehouse (R)		Cribs (TVPG) (R)		Cribs (TVPG) (R)		Cribs (TVPG) (R)		Cribs (TVPG) (R)	
BET	35	35	35	35	40	22	51	51	270	Showdown Faith		Prince	Prince	Prince	Prince	Prince	Prince	Prince	Prince	Martin	Martin
BRAVO	68	68	68	68	254	51	65	65	185	Watch	When in Rome ★★ Pursued by suitors.				Miss Congeniality 2 ('05, Comedy) ★★			The School of Rock ('03)			
COM	66	66	66	66	15	27	52	52	190	Paid	Paid	Scrubs	Scrubs	Office	Office	Office	Office	(:20) Office (TV14)		Office	Office
DISC	40	40	40	40	25	43	43	43	120	Brake Rm	On the	Major				Dead. Ctch (R)		Dead. Ctch (R)		Dead. Ctch (R)	
E!	46	46	46	46	27	26	46	46	196	Botched (TV14)		Botched (TV14)		Botched (TV14)		Botched (TV14)		Botched (TV14)		Longest Yard ★★½	
EWTN	243	243	243	12	243	17	243	243	285	Christmas (TVG)		Michael	The Holy	Daily Mass (TVG)		Mother Cabrini (TVPG) (R)			Feasts	At Home	Rosary
FOOD	37	37	37	37	183	76	88	88	164	Paid	Paid	Guy Bite	Brunch	Barefoot	Martina's	Trisha's	Trisha's	Pioneer (TVG) (R)		Kitchen (TVG) (R)	
FREE	55	55	55	55	10	46	58	58	199	Paid	Paid	A Miracle on Christmas Lake ('16, Family) (HD)					(:40) The Santa Clause ('94, Holiday)				Clause 3
FX	51	51	51	51	58	49	34	34	53	Paid	Paid	Mother	The Angry Birds Movie Birds vs. pigs.				Kubo and the Two Strings ('16) ★★★½				Krampus
GSN	179	179	179	179	34	179	80	80	184	Paid	Paid	Paid	Paid	Paid	Paid	Newlywd	Newlywd	Newlywd	Newlywd	Caroline	Caroline
HALL	5	5	5	17	137	73	86	86	240	A Very Merry Mix Up Wrong family.				Marry Me at Christmas ('17) ★★★ (HD)				Let It Snow ('13) ★★½ Businesswoman.			
HGTV	41	41	41	41	53	42	258	258	165	Paid	Paid	Love It (TVG) (R)		Love It (TVG) (R)		Love It (TVG) (R)		Love It (TVG) (R)		Love It (TVG) (R)	
HIST	81	81	81	81	33	65	126	126	128	Paid	Paid	Oak Island (R)		Oak Island (R)		The Curse of Oak Island Encounter a dilemma. (TVPG) (R)					
HSN	24	24	24	24	51	19	16	16	151	HSN (TVG) (HD)		HSN (TVG) (HD)		HSN (TVG) (HD)		HSN (TVG) (HD)		HSN (TVG) (HD)		HSN (TVG) (HD)	
LIFE	36	36	36	36	52	41	36	36	140	Paid	Paid	Paid	Paid	Paid	Paid	Paid	Paid	Paid	Paid	Married (TV14) (R)	
OWN	58	58	58	58	47	67	56	56	145	Dr. Phil (TV14)		Dr. Phil (TV14)		Dr. Phil (TV14)		Home Made (R)		Dr. Phil (TV14)		Dr. Phil (TV14)	
PRMT	57	57	57	57	29	63	54	54	54	Paid	Paid	Paid	Paid	Paid	Paid	Bar Rescue	Bar Rescue (R)		Batman Begins ('05, Action)		
QVC	14	14	14	9	14	13	12	12	150	MyPillow (TVG)		AM Style® with Leah Williams Wardrobe basics. (TVG)						Saturday Morning Q®: MyPillow			
SYFY	67	67	67	67	253	64	55	55	180	Paid	Paid	Paid	Paid	The Last Witch Hunter ★★½ Last hope.				Ice Road Terror ('11) Ancient creature.			
TBS	59	59	59	59	32	62	59	59	52	Loves Ray.	Loves Ray.	Loves Ray.	Loves Ray.	Loves Ray.	Seinfeld	Seinfeld	Friends	Friends	Friends	The Dark Knight	
TCM	65	65	65	65	65	74	169	169	230	Stars in My Crown ('50) (G)			Miracle of Our Lady of Fatima ('52)				Ben-Hur A man sold into slavery seeks freedom.				
TLC	45	45	45	45	57	72	45	45	139	Christmas (TVPG)		Four Wedd (R)		Four Wedd (R)		Four Wedd (R)		Four Wedd (R)		Say Yes	Dr. Pimple
TNT	61	61	61	61	28	55	61	61	51	NCIS: NO (TV14)		NCIS: NO (TV14)		NCIS: NO (TV14)		NCIS: NO (TV14)		NCIS: NO (TVPG)		Father of Bride	
TRAV	69	69	69	69	260	66	260	260	170	Paid	Paid	Paradise (TVG)		Man v Food	Man v Food	Pig Out (TVG) (N)		Zimmern	Zimmern	Bizarre (TVPG) (R)	
TRUTV	63	63	63	63	50	30	60	60	183	Hack My	Hack My	Hack My	Hack My	Carbonar	Carbonar	Carbonar	Carbonar	At Home	At Home	At Home	At Home
TVLND	62	62	62	62	31	54	57	57	241	Roseann	Roseann	Roseann	Roseann (TVG)		Roseann	Roseann	Roseann	Roseann	Roseann	Roseann	Roseann
USA	34	34	34	34	22	52	35	35	50	NCIS: Sans Voir		Paid	Paid	Paid	Paid	Harry Potter and the Sorcerer's Stone ('01, Fantasy) (PG)					
WE	117	117	117	117	117	117	117	117	149	Paid	Paid	Paid	Paid	Paid	Paid	Paid	Paid	Order: CI (TV14)		Minds (TVPG)	
WGN	16	16	16	19	41	11	95	95	68	Paid	Paid	Paid	Paid	Ring (HD)		The Matrix ('99) ★★★★ A hacker fights to free humankind. (R)					

TV CROSSWORD 2



Across

1. "Speechless" network
4. "__ Vegas"
7. Hanks or Cruise
10. Cheerleader's cry
11. Suffix for meteor or favor
12. "The Hunt for __ October"; Sean Connery film
13. Skater Babilonia
14. E-mail provider for millions
15. Conjunctions
16. "Three's __"
19. Ms. Remini
21. Actor Richard
24. Seaweed
25. "Last Action __"; Schwarzenegger movie
26. Christian, for one
27. Printer owner's purchases
28. "The World's __ Indian"; Anthony Hopkins film
32. Former series for Ted Danson
34. "Up in the __"; George Clooney movie
35. __-T; actor on "Law & Order: SVU"
38. Saloon
39. Prefix for cycle or form
40. "__ the Favorite"; 2012 Bruce Willis film
41. Sault __. Marie
42. Fond du __, WI
43. Prior to

Down

1. Carney or Linkletter
2. Cry from the flock
3. Series for Randy Flagler (2)
4. Actor Neeson
5. Perched upon
6. __ Ward
7. Actor on "The Goldbergs" (2)
8. "..._ the ramparts we watched..."
9. 2002-03 medical drama series
17. Actress Maureen
18. Favorite drinks for Radar of "M*A*S*H"
19. Boy
20. Actor Marienthal
22. Joan Van __
23. Refusals
29. First King of Israel
30. Yothers of "Family Ties"
31. Close or Stonestreet
32. "__ This Morning"
33. Night we watched "Dr. Quinn, Medicine Woman": abbr.
36. "__ 54, Where Are You?"
37. "Hawaiian __" (1959-63)

solution



SATURDAY

DEC. 22 — KIDS · NEWS · SPORTS — **MORNING SATURDAY** — SPECIALS · MOVIES

		VEN	ENG	SAR	PC	ARC	SPG	SB	LP	FIOS	6 AM	6:30	7 AM	7:30	8 AM	8:30	9 AM	9:30	10 AM	10:30	11 AM	11:30
SPORTS	ESPN	29	29	29	29	12	58	29	29	70	NBA (Replay)		Sports (HD)		Sports (HD)		Sports (HD)		Sports (HD)		Sports (HD)	
	ESPN2	30	30	30	30	6	59	30	30	74	Sports (HD)		NFL Live (HD)		NFL Match	Featured	(:55) Serie A Soccer (Live)				Super Bowl	Super Bowl
	FS1	48	48	48	48	42	69	48	48	83	Weigh-In	Inside Boxing		PBC	PBC	PBC Face	Match Day	Ger. Bundesliga Soccer (Live)				FIFA Club
	FSSUN	38	38	38	38	45	57	38	38	76	Inside	Inside	Sportsmn	Outsiders	Fish	O'Neill	Reel Fish	Fishing	Do Florida	Seminole	Pro Wkly	Access
	FSN	72	72	72	72	72	56	66	66	77	To Be Announced				Golf	Ship Shape	Highlights	Triathlon		Access	M. Martin	Seminole
	GOLF	49	49	49	49	55	60	49	49	93	(4:30) To Be Announced Info unavailable.							Morning Drive (HD)			TBA	
	NBCSN	71	71	71	71	54	61	42	42	90	PL World	Premier	Premier League Match				Premier		English Pr. League Soccer			
KIDS	DISN	136	136	136	136	99	45	136	136	250	Phineas	Phineas	Milo	DuckTales	Big City	Grav Falls	Coop	Coop	Forgot	Mickey	Stuck Mid. (R)	
	NICK	25	25	25	25	24	44	25	25	252	SpongeBob	SpongeBob	PAW	PAW	PAW	PAW	SpongeBob	Rise TMNT	SpongeBob	SpongeBob	SpongeBob	SpongeBob
	TOON	80	80	80	80	46	20	57	87	257	Titans	Titans	Titans	Titans	Gumball	Gumball	Dramarama	Dramarama	Titans	Titans	Titans	Titans
NEWS	CNBC	39	39	39	39	59	37		39	102	Options	Paid	Paid	Paid	Paid	Paid	Paid	Paid	Paid	Paid	Paid	Paid
	CNN	32	32	32	32	18	38	39	32	100	New Day (N)		New Day (N)		New Day (N)		Smerconish		CNN (N) (HD)		CNN (N) (HD)	
	CSPN	18	18	18	18	37	12	96	96	109	Public (R) (HD)		Washington Journal News discussion. (R) (HD)						Washington This Week (R)			
	FNC	64	64	64	64	48	71	64	64	118	FOX-Friend		FOX-Friend		FOX-Friend		FOX-Friend		Cavuto Live Finance news. (N)			
	MSNB	83	83	83	83	185	40	82	82	103	(5:00) Dateline		MSNBC	Business	Up with David Gura (N) (HD)				AM Joy Political comment. (N)			
	SNN	6	6	6	11	-	-	-	-		Weekend	Weekend	Weekend	Weekend	Weekend	Weekend	HseCall	Garden	The Source	Paid	Weekend	Weekend
MUSIC	CMT	47	47	47	47	35	24	37	37	221	CMT Music Country music video. (TVPG) (N)						Hot 20 Countdown Videos and news. (TVPG)					
	MTV	33	33	33	33	23	48	33	33	210	Ridiculous	Ridiculous	Ridiculous	Ridiculous	Ridiculous	Ridiculous	Ridiculous	Ridiculous	Ridiculous	Ridiculous	Ridiculous	Ridiculous
	VH1	50	50	50	50	43	23	50	50	217	Cheaters	Cheaters	Cheaters	Cheaters	Cheaters	Cheaters	Cheaters	Cheaters	Cheaters	Cheaters	Cheaters	Cheaters
PREMIUM	ENC	150	150	150	150	150	150	150	150	350	(:18) The Wedding Planner ('01) Wedding planner falls in love.				(:05) Arthur Christmas ('11) Urgent mission.			(:44) Scrooged ('88) ★★★ TV executive gets attitude adjustment.				Fantastic
	HBO	302	302	302	302	302	302	302	302	400	(5:35) Jack Frost ('98, Family)		(:20) Megamind ('10, Comedy) A super-villain becomes a hero.				Sesame (N)	Esme & Roy	(:55) Shrek 2 ('04) ★★★ Ogre meets his in-laws.			Four ('08)
	HBO2	303	303	303	303	303	303	303	303	402	Table 19 ★★½ Unlike strangers.		The Princess Bride ('87) Storming the castle.			First Look	Invictus ('09, Drama) South Africa unites behind a rugby team.				(:15) Bleed Out ('18) (HD)	
	HBOS	304	304	304	304	304	304	304	304	404	Shine Mentally ill Man Fnd solace in music.			(:50) The Fugitive ('93, Action) Harrison Ford. A doctor seeks to clear his name.					VICE: Special Report: The Panic Artists (HD)			Father ('17)
	MAX	320	320	320	320	320	320	320	320	420	Breakin' All the Rules Break-up handbook.			Arachnophobia ('90, Horror) Spider in town.			(:20) Geostorm ('17) ★★½ Earth threatened by climate disasters.				Get Out ('17) Terrifying truth.	
	MMAX	321	321	321	321	321	321	321	321	422	Warn Sign	(:50) Predator 2 ('90) ★★½ Extraterrestrial hunts in Los Angeles.				(:40) The Silence of the Lambs ('91, Thriller) To catch a killer.				(:40) The Quiet American ('03) Love triangle.		
	SHO	340	340	340	340	340	340	340	340	365	(5:05) The Break-Up ('06) ★★½		Inside NFL: 2018 Week 15		Shameless: Milk of the Gods		Shameless: I'm the Liver (R)		Shameless Scare tactics. (R)		Shameless (TVMA) (R) (HD)	
	TMC	350	350	350	350	350	350	350	350	385	Are We There Yet? ('05) ★★		Saved! ('04) A Christian school girl is pregnant.			First Sunday Church robbing scam goes awry.			(:10) Extraordinary Measures ('10, Drama) ★★½ Seeking a cure.			

AFTERNOON SATURDAY

KIDS NEWS SPORTS SPECIALS MOVIES

DEC. 22	VEN	ENG	SAR	PC	ARC	SPG	SEB	LP	FIOS	12 PM	12:30	1 PM	1:30	2 PM	2:30	3 PM	3:30	4 PM	4:30	5 PM	5:30
BROADCAST																					
ABC 26	-	-	-	7	11	7	-	-	-	Entertainment Tonight (N) (HD)		Rizzoli & Isles Bridge jump. (HD)		X Games (HD)		To Be Announced Program information is unavailable at this time.				Extra (TVPG) (N) (HD)	
ABC 28	-	-	17	-	-	-	17	17	11	Rock (TVG) (R)	Vacation (R)	Paid	Paid	X Games (HD)		To Be Announced Program information is unavailable at this time.				Paid	Paid
ABC 40	7	7	7	10	7	-	-	-	7	Paid	Paid	Kickin' It with Byron Allen (TVPG)		X Games (HD)		To Be Announced Program information is unavailable at this time.				Homes (TVG)	Sweet Home
CBS 10	10	10	10	-	-	-	10	10	10	Paid		College Basketball: Villanova Wildcats vs Connecticut Huskies (Live) (HD)				College Basketball: Ohio State Buckeyes vs UCLA Bruins from United Center in Chicago (Live)				Bball (Live)	
CBS 11	213	213	-	5	5	5		213	-	Vet (TVG) (HD)		College Basketball: Villanova Wildcats vs Connecticut Huskies (Live) (HD)				College Basketball: Ohio State Buckeyes vs UCLA Bruins from United Center in Chicago (Live)				Bball (Live)	
NBC 8	8	8	8	-	8	-	8	8	8	Vets Savi. (R)		English Pr. League Soccer: Manchester United at Cardiff City (Live) (HD)			Premier (Live)	Monster Energy Supercross (HD)		Monster JAM (Taped) (HD)		To Be Announced Info unavailable.	
NBC 20	-	232	-	2	2	2	-	232	-	Vets Savi. (R)		English Pr. League Soccer: Manchester United at Cardiff City (Live) (HD)			Premier (Live)	Monster Energy Supercross (HD)		Monster JAM (Taped) (HD)		Bones Cancer patient. (TV14) (HD)	
FOX 13	13	13	13	-	13	-	13	13	13	Live Life! (HD)	Weird True (N)	Weird True (N)	Weird True (N)	NFL Film (N)		Crashed Ice: Saint Paul, Minnesota		A Very Brady Sequel ('96, Comedy) Gary Cole. Carol's first husband or not.			
FOX 36	-	-	-	4	4	4	-	-	-	To Be Announced Program information is unavailable at this time.				NFL Film (N)		Crashed Ice: Saint Paul, Minnesota		To Be Announced Program information is unavailable at this time.			
PBS 3	3	17	3	-	-	-	3	3	3	America's Test Kitchen Sp (TVG) (R)		Cook's (TVG)	Martha (TVG)	Martha (TVG)	British Baking Christmas sweets. (R)		Now (TVG) (R)	NOVA Stonehenge. (TVPG) (R) (HD)		Nature Himalayan monkeys. (TVPG)	
PBS 30	-	3	-	3	3	3	-	-	-	Chef's (TVG)	Soul (TVG)	Baking (TVG)	House (TVG)	Ask (TVG) (R)	Franklin (TVG)	Ask (TVG) (R)	Chef's (TVG)	Europe (TVG)	Rick Steves' Europe European travel. (TVG)		
CW 46	-	-	-	6	21	6	-	-	-	Foster ('12, Drama) ★★½ Toni Collette. A couple looks to adopt a child. (PG)				Small Town Santa ('14, Comedy) Dean Cain, Christine Lakin.				Ninja: Vegas Finals (Hour 2) (TVPG)		Ninja: Vegas Finals (Hour 1) (TVPG)	
CW 44	9	9	9	-	-	-	9	9	4	To Be Announced Program information is unavailable at this time.							Comics (R)	Mike (TV14)	Mike (TV14)	Queens (HD)	Queens (HD)
MYN 38	11	11	11	-	-	-	11	11	14	Paid	Paid	Movie				Paid	Paid	Bones Cancer patient. (TVPG) (HD)		Heartland Tim's issues. (TVPG) (HD)	
IND 32	12	12	12	-	38	-	4	4	12	Castle: Under Fire Serial arsonist.		Castle Video store clerk. (TVPG) (HD)		Leverage Innocent inmate. (TVPG)		Leverage Shady investor. (TVPG)		Dateline Girl shot in head. (TV14)		Family (TVPG)	Family (TVPG)
ION 66	2	2	2	13	26	-	438	438	17	A Wedding for Christmas ('18) (NR)		Rent-an-Elf ('18, Family)				Country Christmas Album ('18, Family)				A Christmas in Royal Fashion ('18)	
WCLF 22	22	22	22	-	-	-	22	22	2	Bilsborough	Tight Line	Newswatch	Christian (TVG)	Life Outreach	Jerusalem	Bridges	Joseph Prince	Gaither Homecoming (TVG)		Christian Worship Hour	
WRXY 49	-	-	-	22	44	10	-	-	-	Contacto	La hora	Vive Mas	Los tiempos	Dr. Ladonna	La Bonne	Bridges	Tightline	Game On	Turning: What to Do With Christmas	Visjon Norge	
TLF 50	23	23	23	-	95	-	23	23	5	Prog. pagado	Prog. pagado	Sin Rollo Temas de actualidad (N)		Cuentamelo Ya!... Al Fin (N) (HD)		Premios Juventud 2018 Entrega de premios desde Miami, Florida, con actuaciones musicales. (R)					
UNIV 62	15	15	15	-	-	-	15	15	6	Prog. pagado	Prog. pagado	Vecinos (HD)	El señor fotógrafo Cantinflas es un fotógrafo metido en líos de espionaje.				Canela ('13) Una abuela enseña a su nieta los secretos de la buena cocina.				Bajo la Mi ('14)
CABLE																					
A&E	26	26	26	26	39	50	26	26	181	Live PD	Live PD	Live PD: Live PD - 11.04.17 An unedited view. (TV14) (R)						Live PD: Live PD - 12.14.18 (TV14) (R)			
AMC	56	56	56	56	30	53	62	62	231	(11:30) Holiday ('95) ★★½ (G)			Last Holiday ('06, Comedy) ★★½ European spree.					The Polar Express ('04, Holiday) ★★★			
APL	44	44	44	44	36	68	44	44	130	Cribs (TVPG) (R)		Cribs (TVPG) (R)		Cribs (TVPG) (R)		Cribs (TVPG) (R)		Amanda (TVPG)		Amanda (TVPG)	
BET	35	35	35	35	40	22	51	51	270	Martin	Martin	Martin	Martin	Martin	Movie					Movie	
BRAVO	68	68	68	68	254	51	65	65	185	School ('03) ★★★		Housewives (R)		Housewives (R)		Housewives (R)		Housewives (R)		Housewives (R)	
COM	66	66	66	66	15	27	52	52	190	Get Smart ('08, Comedy) ★★★ Spies fight crime.					(:45) Paul Blart: Mall Cop ('09) ★★ (PG)				Here Comes the Boom ('12)		
DISC	40	40	40	40	25	43	43	43	120	Dead. Ctch (R)		Dead. Ctch (R)		Dead. Ctch (R)		Dead. Ctch (R)		Dead. Ctch (R)		Dead. Ctch (R)	
E!	46	46	46	46	27	26	46	46	196	The Longest Yard ('05) ★★½			Billy Madison ('95) School once more.				New Year's Eve Tales of love in New York City.				
EWTN	243	243	243	12	243	17	243	243	285	Daily Mass (TVG)		Life Worth	Bookmrk	Christmas Ray (R)		In Song	Rosary	Called to (TVG)		Messiah (TVG)	
FOOD	37	37	37	37	183	76	88	88	164	Trisha's	Kitchen	Holiday (TVG) (R)		Christmas (TVG)		Guy's (TVG) (R)		Guy's (TVG) (R)		Guy's (TVG) (R)	
FREE	55	55	55	55	10	46	58	58	199	Santa Clause 3: Escape Clause ('06)				Forgot	Prep	Naughty		(:25) Nightmare Before ('93)		(:05) Grinch ('00)	
FX	51	51	51	51	58	49	34	34	53	(11:30) Krampus ('15) ★★★			Transformers: Revenge of the Fallen Robots seek relic.						Transformers: Dark Moon		
GSN	179	179	179	179	34	179	80	80	184	Cash Cab	Cash Cab	Cash Cab	Cash Cab	Cash Cab	Cash Cab	Cash Cab	Cash Cab	Cash Cab	Cash Cab	America	Feud
HALL	5	5	5	17	137	73	86	86	240	Christmas Next Door ('17, Holiday)				Christmas in Evergreen ('18, Holiday)				Entertaining Christmas ('18, Holiday)			
HGTV	41	41	41	41	53	42	258	258	165	Love It (TVG) (R)		Fixer Uppr (TVG)		Fixer Uppr (TVG)		Fixer Uppr (TVG)		Fixer Uppr (TVG)		Fixer Uppr (TVG)	
HIST	81	81	81	81	33	65	126	126	128	Forged in (TVPG)		Forged in (TVPG)		Forged in (TVPG)		Forged in: Tabar		Forged in (TVPG)		Forged in (TVPG)	
HSN	24	24	24	24	51	19	16	16	151	HSN (TVG) (HD)		HSN (TVG) (HD)		HSN (TVG) (HD)		HSN (TVG) (HD)		HSN (TVG) (HD)		HSN (TVG) (HD)	
LIFE	36	36	36	36	52	41	36	36	140	Dear Santa ('11) ★★½ Special request.				A Christmas Kiss ('11, Holiday) ★★½				The Christmas Contract ('18) (HD)			
OWN	58	58	58	58	47	67	56	56	145	Dr. Phil (TV14)		Iyanla Fix (TV14)		Iyanla Fix (TV14)		Iyanla Fix (TV14)		Iyanla Fix (TV14)		Iyanla Fix (TV14)	
PRMT	57	57	57	57	29	63	54	54	54	Batman Begins ('05) Behind the mask.				The Dark Knight Rises ('12, Action) Batman protects Gotham from terrorist.							
QVC	14	14	14	9	14	13	12	12	150	Saturday Morning Q®: MyPillow				MyPillow (TVG)		Josie Maran Argan Oil Cos (TVG)				MyPillow (TVG)	
SYFY	67	67	67	67	253	64	55	55	180	(:15) Snowmageddon ('11) ★½ (NR) (HD)				Santa Jaws ('18) A Christmas wish.				(:15) Christmas Icetastrophe ('14) ★½			
TBS	59	59	59	59	32	62	59	59	52	(11:00) The Dark Knight ('08, Action)				Batman v Superman: Dawn of Justice Superhero war.						Man of Steel ('13)	
TCM	65	65	65	65	65	74	169	169	230	Ben-Hur A slave's revenge.			The Greatest Story Ever Told The life and death of Jesus Christ. (G)							King of Kings ★★★	
TLC	45	45	45	45	57	72	45	45	139	Dr. Pimple (TV14)		Untold ER (R)		Untold ER (R)		Untold ER (R)		Untold ER (R)		Untold ER (R)	
TNT	61	61	61	61	28	55	61	61	51	Father ('91) ★★★		Father of the Bride, Part II ('95) Midlife crisis.					The Family Man ('00) ★★★ Bachelor's choice. (HD)				
TRAV	69	69	69	69	260	66	260	260	170	Ghost (TVPG) (R)		Ghost: Alcatraz		Ghost (TVPG) (R)		Ghost (TVPG) (R)		Ghost (TVPG) (R)		Ghost (TVPG) (R)	
TRUTV	63	63	63	63	50	30	60	60	183	Jokers	Jokers	Jokers	Jokers	Laff Track	Laff Track	Carbonar	Carbonar	Carbonar	Carbonar	Jokers	Jokers
TVLND	62	62	62	62	31	54	57	57	241	Roseann	Roseann	Roseann	Roseann	Men	Men	Men	Men	Men	Men	Men	Men
USA	34	34	34	34	22	52	35	35	50	Sorcerer's	Harry Potter and the Chamber of Secrets ('02) School of magic.							(:07) Harry Potter and Prisoner ('04)			
WE	117	117	117	117	117	117	117	117	149	Minds (TVPG)		Minds (TVPG)		Minds (TV14) (HD)		Minds (TV14) (HD)		Minds (TV14) (HD)		Minds (TVPG)	
WGN	16	16	16	19	41	11	95	95	68	The Matrix Reloaded ('03, Science Fiction) Zion's future.						The Matrix Revolutions Humans vs. machines.					Matrix

SATURDAY HIGHLIGHTS

Star Trek Beyond

6 p.m. on PARMT

When they are attacked by a force of unknown aliens, the crew of the USS Enterprise is forced to abandon their ship on a strange planet, and while trying to get escape the mysterious world they must battle an alien warrior race. (HD)

Jingle Around the Clock

8 p.m. on HALL

When a woman plans a Christmas celebration with her college friends, she is forced to work on an advertising campaign for her job, but when she finds herself working with a man with opposing views, she tries to pull off the perfect event. (HD)

Isle of Dogs

8 p.m. on HBO

The Japanese government is forced to quarantine all dogs on an island when a strand of canine flu breaks out across the land, but one boy is willing to go to any lengths to get his dog Spots back with the help of a pack of dogs on the lonely island. (HD)

Spotlight

8 p.m. on SHOW

When a tenacious team of reporters from the Boston Globe investigates reports of sexual abuse within the Catholic Church, they discover a cover-up spanning decades that sets of a wave of revelations around the entire world. (HD)

Showtime

8:22 p.m. on ENC

A LAPD detective and a patrol officer with dreams of being an actor find themselves unlikely partners when a TV producer convinces their superiors to allow the filming of a 24-hour-a-day television show in exchange for dropping a lawsuit. (HD)

The Matrix Reloaded

8:30 p.m. on WGN

Neo's belief that the Oracle has the solution that will save Zion from the evil sentinels leads him to enter the Matrix to communicate with her, but he runs into old foe Agent Smith and learns of a nefarious plot to destroy Zion once and for all. (HD)

Married to Medicine

9 p.m. on BRAVO

A look is taken at a group of women who are married to a doctor or are doctors themselves in order to provide insight into the ongoing problems they encounter in their lives, and how they confront the challenging demands of the medical profession.

48 Hours

10 p.m. on CBS

Investigators take an in-depth look at a single story of real-life crime, considering the case from multiple angles in their pursuit of the truth, as well as focusing on solving long-unsolved cases and helping the victim's family find justice. (HD)

House Hunters: Renovation

10 p.m. on HOME

Couples and families are faced with the daunting task of not only searching for and buying a home, but with also finding a property that can be renovating and fit their creative vision, all on a budget and within a particular time frame. (HD)

KIDS NEWS SPORTS **AFTERNOON SATURDAY** SPECIALS MOVIES

DEC. 22		VEN	ENG	SAR	PC	ARC	SPG	SEB	LP	FIOS	12 PM	12:30	1 PM	1:30	2 PM	2:30	3 PM	3:30	4 PM	4:30	5 PM	5:30
SPORTS	ESPN	29	29	29	29	12	58	29	29	70	College Football: Memphis vs Wake Forest (Live) (HD)							Coll. Ftbl: Houston vs Army West Point				
SPORTS	ESPN2	30	30	30	30	6	59	30	30	74	College Basketball (Live) (HD)				College Basketball (Live) (HD)				College Basketball (Live) (HD)			
SPORTS	FS1	48	48	48	48	42	69	48	48	83	FIFA Club: Final (Live)			Wom. Basketball (Live) (HD)				College Basketball (Live) (HD)				Bball
SPORTS	FSSUN	38	38	38	38	45	57	38	38	76	College Basketball (Live) (HD)				Seminole	Bball: Orange Bowl Classic				College	Bball (Live)	
SPORTS	FSN	72	72	72	72	72	56	66	66	77	To Be Announced				To Be Announced				To Be Announced			
SPORTS	GOLF	49	49	49	49	55	60	49	49	93	(11:00) TBA		Pregame	TBA		Feherty (HD)				Golf Cntrl	TBA	
SPORTS	NBCSN	71	71	71	71	54	61	42	42	90	Premier	Mecum	World Cup		Ski World Cup			Premiership Rugby				Bball
KIDS	DISN	136	136	136	136	99	45	136	136	250	Coop	Coop	Coop	Coop	Coop	Coop	Coop	Coop	Stuck Mid. (R)		Bizaard	BUNK'D
KIDS	NICK	25	25	25	25	24	44	25	25	252	Ninja	SpongeBob	SpongeBob	SpongeBob	SpongeBob	SpongeBob	SpongeBob	SpongeBob	SpongeBob	Loud Hse	Loud Hse	Loud Hse
KIDS	TOON	80	80	80	80	46	20	57	87	257	Titans	Titans	Titans (TVPG)		Gumball	Gumball	Gumball	Gumball	Dramarama	Dramarama	Gumball	Gumball
NEWS	CNBC	39	39	39	39	59	37		39	102	Paid	Paid	Paid	Paid	Paid	Paid	Paid	Paid	Undr. Boss		Undr. Boss	
NEWS	CNN	32	32	32	32	18	38	39	32	100	CNN (N) (HD)		CNN (N) (HD)		CNN (N) (HD)		CNN (N) (HD)		CNN (N) (HD)		CNN (N) (HD)	
NEWS	CSPN	18	18	18	18	37	12	96	96	109	(10:00) Washington This Week Hearings, speeches and political events. (R) (HD)											
NEWS	FNC	64	64	64	64	48	71	64	64	118	America's News HQ (N) (HD)				News HQ (N)		Respected		America's News HQ (N) (HD)			
NEWS	MSNB	83	83	83	83	185	40	82	82	103	MSNBC Live with Alex Witt (N)				MSNBC Live		MSNBC Live Richard Lui (N)				Politics (N)	
NEWS	SNN	6	6	6	11	-	-	-	-	-	Paid	Tennis/Koz	News	News	Paid	Paid	News	News	Money	Raceweek	Paid	SNN Eve
MUSIC	CMT	47	47	47	47	35	24	37	37	221	Crossrds		Movie				Movie					Movie
MUSIC	MTV	33	33	33	33	23	48	33	33	210	Ridiculous	Ridiculous	Ridiculous	Ridiculous	Bad Santa ('03) Santa steals. (R)				Little Nicky ('00, Comedy) ★★			
MUSIC	VH1	50	50	50	50	43	23	50	50	217	Cheaters	Cheaters	Cheaters	Cheaters	Cheaters	Beetlejuice New ghosts adjust.				The Goonies ('85) ★★★		
PREMIUM	ENC	150	150	150	150	150	150	150	150	350	(11:27) Fantastic Four ('05)		(:16) The Wedding Planner ('01) Wedding planner falls in love.				(:02) Passengers ('16) Two must save everyone on spaceship.				It Could Happen to You ('94)	
PREMIUM	HBO	302	302	302	302	302	302	302	302	400	Four Christmases ('08) ★★½		Spielberg ('17, Documentary) The filmmaker's career and achievements. (HD)					Ready Player One ('18) ★★★ Virtual reality users seek a fortune.				First Look
PREMIUM	HBO2	303	303	303	303	303	303	303	303	402	Bleed Out	(:45) The Greatest Showman ('17, Drama) ★★★ Circus showman.				Pete Holmes (TVMA) (HD)		Fist Fight ('17) Teacher challenged to fist fight.			Sally4Ever	Sally4Ever
PREMIUM	HBOS	304	304	304	304	304	304	304	304	404	(11:35) Father Figures ('17) ★★★ Brothers' quest.			Analyze That ('02) ★★½ Mob boss and shrink. (R)			Momentum Generation ('18) A surfing crew pursues new goals.				He's Just Not That Into You	
PREMIUM	MAX	320	320	320	320	320	320	320	320	420	Get Out ('17) Terrifying truth.			(:55) Collateral ('04) Cabbie becomes hostage of busy hitman.			(:55) X2 ('03, Adventure) ★★★½ A madman plans mutant genocide.				Logan ('17) Young mutant. (R)	
PREMIUM	MMAX	321	321	321	321	321	321	321	321	422	Quiet Amer	(:25) The Book of Henry ('17) ★★½ Rescue plan.			Tour Bus	(:40) Thirteen Days ('01, Drama) ★★★ Chaos of 1962 Cuban Missile Crisis. (HD)					King Arthur: Legend ('17)	
PREMIUM	SHO	340	340	340	340	340	340	340	340	365	Shameless: Rite of Passage		Shameless Fiona in disarray.		Shameless Tough decisions.		Shameless Ian is released.		Shameless (TVMA) (R) (HD)		Shameless (TVMA) (R) (HD)	
PREMIUM	TMC	350	350	350	350	350	350	350	350	385	The Bone Collector ('99) Cop uses 'gift' to get in killer's mind.				The House of Tomorrow ('18) Sheltered teen.			Gangster Land ('17) ★★ The rise of Capone.			The Professional (HD)	

EVENING SATURDAY

KIDS NEWS SPORTS SPECIALS MOVIES

DEC. 22	VEN	ENG	SAR	PC	ARC	SPG	SEB	LP	FIOS	6 PM	6:30	7 PM	7:30	8 PM	8:30	9 PM	9:30	10 PM	10:30
BROADCAST																			
ABC 26	-	-	-	7	11	7	-	-	-	**ABC World News** (N) (HD)	**ABC7 News at 6:30pm** (N)	**Men** Berta's replacement.	**Men** Charlie's old fling. (HD)	**CMA Country Christmas** Country music superstar Reba McEntire returns to host a Christmas celebration. (R)				**The Alec Baldwin Show:** RuPaul, Prime Minister Erna Solberg	
ABC 28	-	-	17	-	-	-	17	17	11	**Action News** (N)	**News** (N) (HD)	**Retirement Talk**	**Paid**	**CMA Country Christmas** Reba McEntire hosts an event. (R)				**A. Baldwin** (TV14) (N) (HD)	
ABC 40	7	7	7	10	7	-	-	-	7	**News** (N) (HD)	**News** (N)	**Happy Holidays America** (R)		**CMA Country Christmas** Reba McEntire hosts an event. (R)				**A. Baldwin** (TV14) (N) (HD)	
CBS 10	10	10	10	-	-	-	10	10	10	(5:30) **College Basketball:** North Carolina Tar Heels vs Kentucky Wildcats from United Center in Chicago (Live) (HD)				**NCIS:** Fallout Gibbs attends friend's memorial service. (TV14) (R)		**FBI:** Green Birds Eight people are fatally poisoned. (TV14) (R) (HD)		**48 Hours:** Live to Tell: Trafficked (TV14) (N) (HD)	
CBS 11	213	213	-	5	5	5		213	-	(5:30) **College Basketball:** North Carolina Tar Heels vs Kentucky Wildcats (Live) (HD)				**NCIS:** Fallout Memorial service. (TV14) (R)		**FBI:** Green Birds Fatal poisoning. (TV14) (R)		**48 Hours:** Live to Tell: Trafficked (TV14) (N)	
NBC 8	8	8	8	-	8	-	8	8	8	**News Channel 8 at 6:00** (N)	**NBC Nightly News** (N) (HD)	**Bucs All Access Magazine**	**Ali & Donovan:** Buccaneers	**Dateline NBC** Investigative features, breaking news coverage and newsmaker profiles. (HD)				**Saturday Night Live** Sketch comedy. (TV14) (HD)	
NBC 20	-	232	-	2	2	2	-	232	-	**News** (N) (HD)	**Nightly News** (N)	**Paid**	**Jeopardy!** (TVG)	**Dateline NBC** Investigative features, breaking news coverage and newsmaker profiles. (HD)				**Saturday Night Live** Sketch comedy. (HD)	
FOX 13	13	13	13	-	13	-	13	13	13	**FOX 13 6:00 News** (N) (HD)		**TMZ** (TVPG) (N) (HD)		**PBC Fight Night:** Jermall Charlo vs. Willie Monroe and Jermell Charlo vs. Tony Harrison**:** from Barclays Center in Brooklyn, New York (N) (Live)					**FOX13 10:30 News**
FOX 36	-	-	-	4	4	4	-	-	-	(4:00) **To Be Announced** Program information is unavailable at this time.				**PBC Fight Night:** Jermall Charlo vs. Willie Monroe and Jermell Charlo vs. Tony Harrison (N) (Live)					**News** (N)
PBS 3	3	17	3	-	-	-	3	3	3	**PBS NewsHour** (N)	**Travels** (TVG)	**Lawrence Welk:** Christmas (1966) (TVG)		**Keep** (TVPG)	**Time** (TVPG)	**Midsomer** (TVPG)	**Midsomer Murders** Unusual suicide. (R)		**Murder** (TVPG)
PBS 30	-	3	-	3	3	3	-	-	-	**Rick Steves' Europe** European travel.		**The Lawrence Welk Show** (TVG)		**Antiques Roadshow:** Junk in the Trunk 8		**Time** (TVPG)	**Time** (TVPG)	**Keep** (TVPG)	**Served?** (TVPG)
CW 46	-	-	-	6	21	6	-	-	-	**Man** (TVPG) (HD)	**News** (N) (HD)	**Bang** (TVPG) (HD)	**Bang** (TVPG) (HD)	**Girls** Out of coma.	**Girls** Game ruined.	**Mike** (TV14) (HD)	**Mike** (TV14) (HD)	**News at10pm** (N) (HD)	
CW 44	9	9	9	-	-	-	9	9	4	**black-ish** (TVPG)	**black-ish:** Stuff	**Friends** (TVPG)	**Girls** Out of coma.	**Major Crimes** Killer on the loose. (TV14)		**Major Crimes** Search for clues. (TV14) (HD)		**Men** (TV14) (HD)	**Men** (TVPG) (HD)
MYN 38	11	11	11	-	-	-	11	11	14	**Entertainment Tonight** (N) (HD)		**Feud** (TVPG) (R)	**Feud** (TVPG) (R)	**News Channel 8 News at 8pm** (N)		**Bucs All Access**	**Ali & Donovan**	**Wipeout** Door Knock. (TVPG) (HD)	
IND 32	12	12	12	-	38	-	4	4	12	**Burgers** (TVPG)	**Burgers** (TV14)	**Bang** (TVPG) (HD)	**Bang** (TVPG) (HD)	**Mom** (TV14) (HD)	**Mom** Bonding. (HD)	**Man** (TVPG) (HD)	**Man** (TVPG) (HD)	**Chicago P.D.** Alderman's killed. (TV14) (HD)	
ION 66	2	2	2	13	26	-	438	438	17	(5:00) **A Christmas in Royal Fashion** ('18)		**A Snow White Christmas** Snow White tries to escape Wicked Queen.				**A Christmas Mystery** ('14, Holiday) Woman looks for love letter sender.			
WCLF 22	22	22	22	-	-	-	22	22	2	**Turning Point:** What to Do With Christmas		**Jeffress** (TVG)	**The THREE**	**Gaither Homecoming** Inspirational music.		**Leslie Hale** Holy Scriptures.		**Healing Touch**	**Christian Music**
WRXY 49	-	-	-	22	44	10	-	-	-	**ORU Chapel Service** Chapel service.		**Celebration Under the Silverdome**		**The Perfect Gift** ('09, Holiday) Mysterious person gives gift to three.			**Entertainment**	**Taking the City**	**Youth Church** (N)
TLF 50	23	23	23	-	95	-	23	23	5	**Política Ya** (N)	**Noticiero Uni.** (N)	**Como dice el dicho** Relato y reflexión. (HD)		**Los Diez Mandamientos:** Parte 1				**La gran sorpresa** Desafíos de la vida. (N)	
UNIV 62	15	15	15	-	-	-	15	15	6	(5:30) **Bajo la Misma Estrella** ('14) ★★★½ Shailene Woodley. Amor en un grupo de terapia.				**Según Bibi** (TV14)	**Según Bibi** (TV14)	**¡Mujeres al ataque!** ('14, Comedia) Cameron Diaz. Unidas para vengarse de esposo infiel.			
CABLE																			
A&E	26	26	26	26	39	50	26	26	181	**Live PD** (TV14) (R)		**Live PD:** Top 40 Moments of 2018, Part 1 (R)				**Live PD:** Top 40 Moments of 2018, Part 2 (N)			
AMC	56	56	56	56	30	53	62	62	231	**Elf** ('03, Holiday) ★★★ A man who is raised by elves travels to New York to find his real father.				**National Lampoon's Christmas Vacation** ('89) ★★★½ A klutz plans a holiday celebration.				**Christmas Vacation** Holidays gone wrong.	
APL	44	44	44	44	36	68	44	44	130	**Amanda** (TVPG) (R)		**Amanda** (TVPG) (R)		**Amanda:** Mamma Eggo's Mega Litter (TVPG)				**Amanda** (TVPG) (R)	
BET	35	35	35	35	40	22	51	51	270	(5:00) **Movie**				**Movie**					**Movie**
BRAVO	68	68	68	68	254	51	65	65	185	**Medicine** (TV14) (R)		**Medicine** (TV14) (R)		**Medicine** (TV14) (R)		**Medicine** (TV14) (N)		**Medicine** (TV14) (R)	
COM	66	66	66	66	15	27	52	52	190	**Here Comes the Boom** ('12) Teacher fights.		(:20) **Trading Places** ('83, Comedy) ★★★ Dan Aykroyd. A wealthy broker and street hustler are manipulated by wagering millionaires. (R) (HD)						**Dirty Grandpa** ('16) ★★½ Epic spring break.	
DISC	40	40	40	40	25	43	43	43	120	**Deadliest Catch** Intense weather. (TV14) (R)		**Deadliest Catch** Major waves. (TV14) (R)		**Deadliest Catch** Hit their quotas. (TV14) (R)		**Border Live:** Border Live 12.19.18 (TV14) (HD)			
E!	46	46	46	46	27	26	46	46	196	**The Parent Trap** ('98) ★★½ Twins conspire to reunite their parents. (PG)						**The Parent Trap** ('98) ★★½ Twins trick parents.			
EWTN	243	243	243	12	243	17	243	243	285	**Messiah**	**Lung** (R)	**Daily Mass** (TVG) (R)		**A Time to Remember**			**Rosary**	**Dr. Ray** (TVG) (R)	
FOOD	37	37	37	37	183	76	88	88	164	**Holiday** Cookies. (R)		**Holiday** Eggnog. (R)		**Holiday** Third round.		**Holiday** (TVG) (R)		**Holiday** (TVG) (R)	
FREE	55	55	55	55	10	46	58	58	199	**Dr. Seuss' How the Grinch Stole Christmas** ('00) Christmas plot.			**The Santa Clause** ('94) After accidentally killing Santa, a divorced father turns into St. Nick.				**The Santa Clause 3: The Escape Clause** ('06) ★½ Jack Frost's plan.		
FX	51	51	51	51	58	49	34	34	53	(4:30) **Transformers: Dark of the Moon** ('11, Action) The Autobots battle the Decepticons.				**Transformers: Age of Extinction** ('14, Action) ★★½ Mark Wahlberg. Automobile mechanic and his daughter come upon a huge discovery.					
GSN	179	179	179	179	34	179	80	80	184	**Feud**	**Feud**	**Feud**	**Feud**	**Feud**	**Feud**	**Feud**	**Feud**	**Feud**	**Feud**
HALL	5	5	5	17	137	73	86	86	240	**A Gingerbread Romance** ('18, Holiday) Jordana Lajoie. Architect and baker build house.				**Jingle Around the Clock** ('18, Romance) Woman plans reunion and work. (HD)				**Christmas at Graceland** ('18) Music flame.	
HGTV	41	41	41	41	53	42	258	258	165	**Fixer Uppr** (TVG) (R)		**Fixer Uppr** (TVG) (R)		**Love It** Older house.		**Love It** (TVG) (R) (HD)		**Renovation** (TVG)	
HIST	81	81	81	81	33	65	126	126	128	**Forged in:** Makraka		**Forged in** (TVPG) (R)		**Forged in Fire: Cutting Deeper** Bladesmith contest. (TVPG) (HD)					
HSN	24	24	24	24	51	19	16	16	151	**HSN** (TVG) (HD)		**HSN** (TVG) (HD)		**HSN** (TVG) (HD)		**HSN** (TVG) (HD)		**HSN** (TVG) (HD)	

EVENING SATURDAY

KIDS NEWS SPORTS — SPECIALS MOVIES

DEC. 22	VEN	ENG	SAR	PC	ARC	SPG	SEB	LP	FIOS	6 PM	6:30	7 PM	7:30	8 PM	8:30	9 PM	9:30	10 PM	10:30
CABLE																			
LIFE	36	36	36	36	52	41	36	36	140	**Christmas Pen Pals** ('18, Holiday) Sarah Drew. Woman falls in love with pen pal. (HD)				**A Golden Christmas** ('09) A recently widowed woman is reunited with a childhood friend.				**Hometown Christmas** Live nativity scene.	
OWN	58	58	58	58	47	67	56	56	145	**Iyanla Fix** (TV14) (R)		**Iyanla Fix** (TV14) (R)		**Chad Loves** (R) (HD)		**Chad Loves** (N) (HD)		**Ready Love** (TV14)	
PRMT	57	57	57	57	29	63	54	54	54	**Star Trek Beyond** ('16, Science Fiction) ★★★½ Chris Pine. Enterprise crash-lands on strange planet and encounters deadly alien race. (HD)						**Star Trek Beyond** ('16, Science Fiction) Chris Pine. Enterprise crashes on strange planet.			
SYFY	67	67	67	67	253	64	55	55	180	(:15) **12 Disasters of Christmas** ('12, Science Fiction) ★ People fear that the world is ending.				(:15) **Santa's Slay** ('05) ★½ Bill Goldberg, Douglas Smith. A lost bet forced a devil to be Santa.				**Happy!:** Saint Nick Child vanishes. (TVMA)	
TBS	59	59	59	59	32	62	59	59	52	(5:15) **Man of Steel** ('13, Action) Henry Cavill, Amy Adams. Superman battles alien invaders.				**Bang** (TVPG) (HD)	**Bang** (TVPG) (HD)	**Bang** (TVPG) (HD)	**Bang** (TVPG) (HD)	**Bang** (TVPG) (HD)	**Bang** (TVPG) (HD)
TCM	65	65	65	65	65	74	169	169	230	**King of Kings** ('61) ★★★ A carpenter's son becomes a messianic figure, only to be betrayed.				**Remember the Night** ('40, Comedy) ★★★½ A shoplifter goes home with an official. (NR) (HD)				**Christmas in Connecticut** ('45, Comedy)	
TLC	45	45	45	45	57	72	45	45	139	**Say Yes** (TVPG) (R)		**Say Yes** (TVG) (R)		**Say Yes** Twins return.		**Say Yes** (TVPG) (R)		**Say Yes** (TVPG) (R)	
TNT	61	61	61	61	28	55	61	61	51	**A Christmas Carol** ★★★ A bitter, old man is visited by three spirits the day before Christmas.				**The Wizard of Oz** ('39, Fantasy) ★★★½ Judy Garland. Transported to a magical land. (NR) (HD)				(:15) **Fred Claus** ('07) ★★½ Brother in trouble.	
TRAV	69	69	69	69	260	66	260	260	170	**Ghost** (TVPG) (R)		**Ghost** (TVPG) (R)		**Ghost** (TVPG) (R)		**Ghost** (TVPG) (R)		**Ghost** (TVPG) (R)	
TRUTV	63	63	63	63	50	30	60	60	183	**Adam Ruins**	**Jokers**	**Jokers**	**Jokers**	**Jokers**	**Jokers**	**Jokers**	**Jokers** (TV14) (R)		**Jokers**
TVLND	62	62	62	62	31	54	57	57	241	**Men** (HD)	**Men** (HD)	**Men** (HD)	**Men** (HD)	**Men** (HD)	**Men** (HD)	**Men** (HD)	**Men** (HD)	**Men** (HD)	**Men** (HD)
USA	34	34	34	34	22	52	35	35	50	(4:07) **Harry Potter and Prisoner** ('04) ★★★½		(:05) **Harry Potter and the Goblet of Fire** ('05, Fantasy) ★★★½ Daniel Radcliffe. A young wizard competes in a hazardous tournament between rival schools. (PG-13)							**Potter: Phoenix**
WE	117	117	117	117	117	117	117	117	149	**Criminal Minds** Killer snaps necks. (TVPG)		**Criminal Minds:** Jones New Orleans. (TV14)		**Criminal Minds** Arson victims. (TV14) (HD)		**Criminal Minds** Ties to Russian mob. (HD)		**Criminal Minds** Hunting for humans. (TV14)	
WGN	16	16	16	19	41	11	95	95	68	(5:30) **The Matrix** ('99) Keanu Reeves. A hacker joins a shadowy collective's struggle to free humankind from slavery.						**The Matrix Reloaded** ('03) ★★★ Neo enters the Matrix to speak with the Oracle about saving Zion from sentinels. (R)			
SPORTS																			
ESPN	29	29	29	29	12	58	29	29	70	**College Ftbl:** Houston vs Army West Point		**College Football:** 2018 Dollar General Bowl: Buffalo Bulls vs Troy Trojans from Ladd-Peebles Stadium in Mobile, Alabama (Live) (HD)							**Coll. Ftbl** (Live)
ESPN2	30	30	30	30	6	59	30	30	74	**SportsCenter** (N) (HD)		**College Basketball:** Vanderbilt Commodores at Kansas State Wildcats (Live) (HD)				**College Basketball:** Kansas Jayhawks at Arizona State Sun Devils (Live) (HD)			
FS1	48	48	48	48	42	69	48	48	83	**College Basketball:** Seton Hall Pirates at Maryland Terrapins (Live)			**Hoops Extra** (HD)	**College Basketball:** Sacred Heart Pioneers at St. John's Red Storm (Live) (HD)				**College Basketball:** Las Vegas Classic	
FSN	72	72	72	72	72	56	66	66	77	**Polaris** (HD)	**Marlins LIVE!**	**To Be Announced** Program information is unavailable at this time.				**To Be Announced** Info unavailable.		**Marlins LIVE!**	**Marlins** (HD)
FSSUN	38	38	38	38	45	57	38	38	76	**College Basketball:** Orange Bowl Classic		**Heat** (HD)	**HEAT LIVE!** (Live)	**NBA Basketball:** Milwaukee Bucks at Miami Heat from AmericanAirlines Arena (Live) (HD)					**HEAT LIVE!** (Live)
GOLF	49	49	49	49	55	60	49	49	93	(5:00) **To Be Announced** Info unavailable.		**To Be Announced** Program information is unavailable at this time.				**To Be Announced** Program information is unavailable at this time.			
NBCSN	71	71	71	71	54	61	42	42	90	(5:30) **College Basketball**			**College Basketball**				**FIS Cross-Country Skiing World Cup**		**Ninja** (TVPG) (HD)
KIDS																			
DISN	136	136	136	136	99	45	136	136	250	(:20) **Paddington** ('14) ★★★ Bear in England.				**Beethoven's Christmas** ('11) ★½			**Coop & Cam**	**Coop & Cam**	**Raven**
NICK	25	25	25	25	24	44	25	25	252	**Loud House**	**Loud House**	**Loud House**	**Loud House**	**Albert** Christmas tree.		**SpongeBob**	**SpongeBob**	**Friends**	**Friends**
TOON	80	80	80	80	46	20	57	87	257	**Gumball**	**Gumball**	**DC Super Heroes Unite** ('13) ★★½			**Titans**	**DBZ Kai**	**Academia**	**Naruto**	**Boruto**
NEWS																			
CNBC	39	39	39	39	59	37		39	102	**Undr. Boss** (TVPG)		**Undr. Boss** (TVPG)		**Undr. Boss** (TVPG)		**Undr. Boss** (TVPG)		**Undr. Boss** (TVPG)	
CNN	32	32	32	32	18	38	39	32	100	**Cupp Unfiltered** (N)		**CNN Newsroom** (N)		**Report** (N) (HD)		**Life** (R) (HD)		**Life** The gang MS-13.	
CSPN	18	18	18	18	37	12	96	96	109	**Washington**	**Commun.**	**Washington This Week** Hearings, speeches and political events. (R) (HD)							
FNC	64	64	64	64	48	71	64	64	118	**Fox Report** (N) (HD)		**Life, Liberty** (R) (HD)		**Watters' World** (N)		**Justice** (N) (HD)		**Greg Gutfeld** (N) (HD)	
MSNB	83	83	83	83	185	40	82	82	103	**Deadline: White** (R)		**Hardball** (R) (HD)		**Chris Hayes** (TVPG)		**Rachel Maddow** (R)		**Last Word** (R) (HD)	
SNN	6	6	6	11	-	-	-	-		**SNN Eve**	**Eve @ 6:30**	**Aging G**	**Celebrity**	**Weekend**	**Weekend**	**Weekend**	**Weekend**	**Weekend**	**Weekend**
MUSIC																			
CMTV	47	47	47	47	35	24	37	37	221	(5:30) **Movie**				**Movie**					**Movie**
MTV	33	33	33	33	23	48	33	33	210	**Bad Santa** ('03, Comedy) A con man and his partner pose as Santa and his elf to rob stores.				**Little Nicky** Satan's shy, accident-prone son searches New York City for his errant siblings.				**Ridiculous** (TV14)	**Ridiculous** (TV14)
VH1	50	50	50	50	43	23	50	50	217	(4:30) **The Goonies** ('85) Kids find treasure.		**Wedding Crashers** ('05, Comedy) Owen Wilson, Vince Vaughn. Two friends sneak into weddings to prey on romantically inspired women.						**Knocked Up** ('07) ★★★ Mismatch pregnancy.	
PREMIUM																			
ENC	150	150	150	150	150	150	150	150	350	(5:01) **It Could Happen** ('94)	(:45) **Inside Out** ('15, Comedy) ★★★★ Amy Poehler, Bill Hader. A young girl's emotions are sent into turmoil after a move to a new city. (PG)			(:22) **Showtime** ('02, Action) ★★½ Hard-working detective and goofy patrol officer star in reality TV show.				**Black Sails:** Xl. Jack tries improving his reputation. (TVMA) (HD)	
HBO	302	302	302	302	302	302	302	302	400	(:05) **Pacific Rim: Uprising** ('18, Action) ★★½ John Boyega. The next Generatn of Jaeger pilots are rallied to defeat a new Kaiju threat. (HD)				**Isle of Dogs** ('18) ★★★½ A boy goes in search of his dog Spots on a quarantined island for sick dogs.			(:45) **Tomb Raider** ('18) A daughter of an eccentric adventurer must push herself to extreme measures.		
HBO2	303	303	303	303	303	303	303	303	402	(:10) **Sally4Ever:** Episode 3	**Sally4Ever** Emma succeeds.	(:18) **Sally4Ever:** Episode 5 (TVMA) (HD)		(:51) **Sally4Ever:** Episode 6		**Sherlock Holmes** ('09, Action) ★★★½ Robert Downey Jr., Jude Law. Sherlock Holmes investigates a mystery involving a dead occult leader.			(:40) **Real Sports** (HD)
HBOS	304	304	304	304	304	304	304	304	404	(5:00) **He's Just Not That Into You** ('09) ★★½ Dating struggles. (HD)		(:15) **The Hangover** ('09, Comedy) ★★★½ Bradley Cooper, Ed Helms. Amnesiac friends try to piece together a wild night spent in Las Vegas.				**Father Figures** ('17, Comedy) ★★★ Owen Wilson, Ed Helms. Brothers Kyle and Peter set out on journey to locate their biological father. (R)			
MAX	320	320	320	320	320	320	320	320	420	(5:10) **Logan** ('17) ★★★★ Logan's attempts to hide fail after encountering young mutant who needs help.			**Tales Tour Bus:** Betty Davis	**The Bourne Identity** ('02, Action) ★★★ Matt Damon. An amnesiac wanted by the U.S. government searches for clues to his past. (PG-13)				**The Bourne Supremacy** ('04) ★★★½ Bourne is framed for murder.	
MMAX	321	321	321	321	321	321	321	321	422	(5:05) **King Arthur: Legend of the Sword** ('17) Changed destiny.		(:15) **I Love You, Beth Cooper** ('09, Comedy) ★★ Nerd shares love for girl at graduation, causing her to take him on adventure. (PG-13) (HD)				**Me, Myself & Irene** ('00, Comedy) Jim Carrey, Renée Zellweger. A schizophrenic state trooper's two personalities vie for a woman's love.			
SHO	340	340	340	340	340	340	340	340	365	**Shameless:** Drugs Actually Frank is concerned. (TVMA) (R) (HD)		**Shameless:** Love Songs (In the Key of Gallagher) Gus returns. (R)		**Spotlight** ('15, Drama) ★★★½ Mark Ruffalo, Michael Keaton. Boston Globe investigates reports of sexual abuse within Catholic Church. (R)				(:10) **Patriots Day** ('17) ★★★ Manhunt for Boston Marathon bombers.	
TMC	350	350	350	350	350	350	350	350	385	(5:00) **The Professional** (HD)		**The Bone Collector** ('99, Thriller) ★★★ Denzel Washington. A gifted, though disabled, detective tries to get inside the mind of a murderer.				**Re-Animator** ('85, Horror) An arrogant young scientist invents a serum that brings dead flesh to life. (R)			**Dead Night** ('17, Horror)

SATURDAY

LATE NIGHT SATURDAY

KIDS NEWS SPORTS SPECIALS MOVIES

DEC. 22

		VEN	ENG	SAR	PC	ARC	SPG	SEB	LP	FIOS	11 PM	11:30	12 AM	12:30	1 AM	1:30	2 AM	2:30	3 AM	3:30	4 AM	4:30	5 AM	5:30
BROADCAST	ABC 26	-	-	-	7	11	7	-	-	-	News	Wipeout		Maj Crimes		Maj Crimes		Rizzoli		Wipeout		Hollywd	Paid	Jeske
	ABC 28	-	-	17	-	-	-	17	17	11	News	Inside	Brown	Paid	Taste See	Paid	Paid	Paid	Paid	Paid	Paid	Paid	Minute	Minute
	ABC 40	7	7	7	10	7	-	-	-	7	News	HseSmart	Detroit	Engine	Truck Tch	Xtreme	Outdoors.	Fish	Cars.TV	Raceline	Athlte	Kickin' It		Coffee
	CBS 10	10	10	10	-	-	-	10	10	10	10 News	Paid	Paid	Paid	Paid	Paid	Paid	Paid	Paid	Paid	Paid	Paid	Paid	M. Tax
	CBS 11	213	213	-	5	5	5		213	-	News11		Madam Sec.		Castle		Listener		Saving Hp		Hmown	HseSmart	Renovate	Paid
	NBC 8	8	8	8	-	8	-	8	8	8	News	SNL (TV14) (HD)			Yr Move	Paid	1st Lk	NYC	NYC	Paid	Wild	Paid	Extra (N)	
	NBC 20	-	232	-	2	2	2	-	232	-	News	SNL (TV14) (HD)			Yr Move	Persn Int.		Elementary		1st Lk	NYC	NYC	McKenzie	Matter
	FOX 13	13	13	13	-	13	-	13	13	13	11 News	Hell Kit.		TMZ (N)		Paid	Paid	Paid	Paid	Paid	Paid	Paid	Paid	Matter
	FOX 36	-	-	-	4	4	4	-	-	-	News	Hell Kit.		Bucs All	Ali	Paid	Paid	Paid	Paid	Paid	Paid	Paid	Paid	Paid
	PBS 3	3	17	3	-	-	-	3	3	3	Murder	Austn City		Voyager	NOVA (R)		Nature (R)		Ind. Lens		Brt Baking		Kingdoms	
	PBS 30	-	3	-	3	3	3	-	-	-	Wine	Wine	Austn City		Bluegrss	Chef's	NOVA (R)		Nature (R)		Ind. Lens		Wash. Wk	Week
	CW 46	-	-	-	6	21	6	-	-	-	Girls	Mother	Christmas Miracle ('12)				Mike	Mike	Kickin' It		Murdoch		Dragonfly	Paid
	CW 44	9	9	9	-	-	-	9	9	4	Girls	Friends	Rules	Rules	Latin	Latino	Mantrackr	Comedy.TV		Family	Paid	Paid	Paid	Paid
	MYN 38	11	11	11	-	-	-	11	11	14	Honor Ring		Sheriffs	Sheriffs	TBA		TBA		Paid	Paid	Hungry?	Paid	House	Files
	IND 32	12	12	12	-	38	-	4	4	12	Fam Guy	Fam Guy	Jokers	Jokers	Dateline		Cheaters		Paid	Paid	Paid	Paid	Paid	Paid
	ION 66	2	2	2	13	26	-	438	438	17	A Christmas Cruise				Husband for ('16)				Paid	Paid	Inspiration (TVPG)			
	WCLF 22	22	22	22	-	-	-	22	22	2	CTNSpec	Passion	R. Fields	Gospel	Christ	Generatn	Change	TV One	MX-TV	CTNSpec	Worship		Gaither	
	WRXY 49	-	-	-	22	44	10	-	-	-	Christ	Passion	Retro	Turning	Christ	Kolenda	Passion	The Perfect Gift			Good News		Gaithers	
	TLF 50	23	23	23	-	95	-	23	23	5	M. Todo	Noticiero	Doble sen		Como dice		Deportivo		La rosa		Dr. Juan		M. Todo	Noticiero
	UNIV 62	15	15	15	-	-	-	15	15	6	Deck the Halls ('11) ★★½				Bajo la Misma Estrella ('14)					Vecinos	Pagado	Pagado	Veredicto	
CABLE	A&E	26	26	26	26	39	50	26	26	181	(:04) Live PD (TV14) (R)				(:03) Live PD (TV14) (R)				Live PD (R)		Paid	Paid	Paid	Paid
	AMC	56	56	56	56	30	53	62	62	231	Vacation ('89)			Miracle ('04) ★★★ Hockey underdogs.						Prancer ('89) Santa's reindeer.				
	APL	44	44	44	44	36	68	44	44	130	Amanda		Amanda (TVPG) (R)				Amanda		Amanda		Amanda		Amanda	
	BET	35	35	35	35	40	22	51	51	270	Movie		Martin	Martin	Martin	Martin	Martin	Martin	Martin	Martin	Uncommon		Uncommon	
	BRAV	68	68	68	68	254	51	65	65	185	The School of Rock ('03) ★★★					Dirty John		Housewives		Watch	Paid	Paid	Paid	Paid
	COM	66	66	66	66	15	27	52	52	190	Grandpa		(:20) You Don't Mess with the Zohan ('08)							S. Park	S. Park	Key Peele	Paid	Paid
	DISC	40	40	40	40	25	43	43	43	120	Dead. Ctch		Dead. Ctch		Border (TV14) (HD)				Dead. Ctch		Shipwreck		Fin	Destroy.
	E!	46	46	46	46	27	26	46	46	196	Parent ('98)		Sex and the City ('08, Comedy) ★★ (R)						Sex/City	Sex/City	Sex/City	Sex/City	Sex/City	Sex/City
	EWTN	243	243	243	12	243	17	243	243	285	Cousins (R)		LifeChrist			Vatican	Icons	Messiah (TVG)			EWTN Live		Theater (R)	
	FOOD	37	37	37	37	183	76	88	88	164	Holiday (R)		Holiday (R)		Holiday (R)		Holiday (R)		Holiday (R)		Paid	Paid	Paid	Paid
	FREE	55	55	55	55	10	46	58	58	199	Clause 3		Christmas Krank ('04)				Paid	Paid	Paid	Paid	Paid	Paid	Paid	Levitt
	FX	51	51	51	51	58	49	34	34	53	Transfrm.	Things	Things	Things	Things	Things	Baskets	Baskets	Baskets	Baskets	Baskets	Presents	Paid	Paid
	GSN	179	179	179	179	34	179	80	80	184	Cash Cab	Cash Cab	Feud	Feud	Baggage	Baggage	Baggage	Baggage	Emogen.	Decision	Paid	Paid	Paid	Paid
	HALL	5	5	5	17	137	73	86	86	240	Christmas		Homegrown Christmas				Holly Lodge ('17) (HD)				Under Wraps ('14) ★★★			
	HGTV	41	41	41	41	53	42	258	258	165	Hunters	Hunters	Love It (R)		Renovation		Hunters	Hunters	Love It (R)		Paid	Paid	Paid	Paid
	HIST	81	81	81	81	33	65	126	126	128	Forged in		(:03) Forged in Fire: Cutting (TVPG)						Forged in		Paid	Paid	Paid	Paid
	LIFE	36	36	36	36	52	41	36	36	140	Hometown		Golden Christmas ('09)				(:04) Hometown ('18)				Paid	Paid	Paid	Paid
	OWN	58	58	58	58	47	67	56	56	145	Chad Loves		Chad Loves		Ready Love		Chad Loves		Chad Loves		Home Made		Home Made	
	PRMT	57	57	57	57	29	63	54	54	54	Star Trek		The Dark Knight Rises ('12) ★★★★ Ultimate enemy.								Paid	Paid	Paid	Paid
	SYFY	67	67	67	67	253	64	55	55	180	Happy! (R)		Happy! (R)		Happy! (R)		Happy! (R)		Happy! (R)		Happy! (R)		Happy! (R)	
	TBS	59	59	59	59	32	62	59	59	52	Frontal	Five-Year Engagement ('12)					Girls	Girls	Bad Words ('14) ★★★½ (R)				New Girl	New Girl
	TCM	65	65	65	65	65	74	169	169	230	Christmas		My Lovely ('52)			(:45) Adjustment ('62)				(:45) Christmas ('64)				MGM Par.
	TLC	45	45	45	45	57	72	45	45	139	Say Yes		Say Yes		Say Yes		Say Yes		Say Yes		Say Yes	Say Yes	Say Yes	Say Yes
	TNT	61	61	61	61	28	55	61	61	51	(10:15) Fred Claus ('07)					(:55) The Family Man ('00) ★★★				Joker	NCIS: NO		NCIS: NO	
	TRAV	69	69	69	69	260	66	260	260	170	Ghost (R)		Ghost (R)		Ghost (R)		Ghost (R)		Ghost (R)		Paid	Paid	Paid	Paid
	TRUTV	63	63	63	63	50	30	60	60	183	At Home	At Home	Jokers	Jokers	Jokers	Jokers	Jokers (R)		Jokers	Jokers	Comedy	Comedy	Comedy	Comedy
	TVLND	62	62	62	62	31	54	57	57	241	Queens	Queens	Queens	Queens	Men	Men	Goldberg	Goldberg	Ray.	Ray.	Christine	Christine	Christine	Christine
	USA	34	34	34	34	22	52	35	35	50	Harry Potter & Order ('07) ★★★					Chrisley	Chicago PD		Chicago PD		Chicago PD		Chicago PD	
	WE	117	117	117	117	117	117	117	117	149	Minds (HD)		Minds (HD)		CSI Miami		CSI Miami		CSI Miami		Bridezilla		Paid	Paid
	WGN	16	16	16	19	41	11	95	95	68	Reloaded	The Matrix Revolutions ('03)					Bones		Bones		Camp Mtg.		Paid	Paid
SPORTS	ESPN	29	29	29	29	12	58	29	29	70	College Ftbl: 2018 SoFi Hawai'i Bowl						Sports (N) (HD)			Sports		Coll. Ftbl (HD)		
	ESPN2	30	30	30	30	6	59	30	30	74	Sports (N)		Sports (N)		Sports (N)		Coll. Ftbl (Taped) (HD)					NFL Mtch	Sports	
	FS1	48	48	48	48	42	69	48	48	83	Bball (Live)		FIFA Club World: Final				Wom Bball (Replay)				College Bball (Replay)			
	FSN	72	72	72	72	72	56	66	66	77	Poker (HD)		To Be Announced				Paid	Paid	Paid	Paid	Paid	Paid	Paid	Paid
	FSSUN	38	38	38	38	45	57	38	38	76	Heat	Heat	NBA Basketball (Replay) (HD)					HEAT	Paid	Paid	Paid	Paid	Paid	Paid
	GOLF	49	49	49	49	55	60	49	49	93	Golf Cntrl	To Be Announced Info unavailable.						TBA			To Be Announced			
	NBCSN	71	71	71	71	54	61	42	42	90	Ninja	Ninja (HD)		Ninja (HD)		Premier League			Paid	Paid	Paid	Paid	Paid	Paid
NEWS	CNN	32	32	32	32	18	38	39	32	100	Life (R)		Life (R)		Life (R)		Life (R)		Life (R)		CNN (N)		CNN (N)	
	FNC	64	64	64	64	48	71	64	64	118	Watters'		Justice (R)		Gutfeld (R)		Watters'		Justice (R)		Gutfeld (R)		Watters'	
	MSNBC	83	83	83	83	185	40	82	82	103	11th Hour		Ari Melber		Dateline		Dateline (TV14) (HD)				Dateline		Dateline	
	SNN	6	6	6	11	-	-	-	-	-	Weekend	Weekend	Paid	Paid	Paid	Paid	Paid	Paid	Weekend	Weekend	Weekend	Weekend	Weekend	Weekend
PREMIUM	ENC	150	150	150	150	150	150	150	150	350	(:58) Passengers ('16)				She's That ('99)			(:36) Eat Pray Love ('10) ★★½					Christmas	
	HBO	302	302	302	302	302	302	302	302	400	Raider	TBA	(:15) Taken ('09)			(:45) Get Him Greek ('10)				The Normal Heart ('14)				Mountain
	HBO2	303	303	303	303	303	303	303	303	402	Gumbel	(:40) Mexico ('03)			(:20) About Mary ('98) (R)				RENO 911 ('07) ★★			Spielberg ('17)		
	HBOS	304	304	304	304	304	304	304	304	404	Vanilla Sky ('01, Drama)				(:20) The Fugitive ('93, Action)					(:35) The Verdict ('82) (R)				June
	MAX	320	320	320	320	320	320	320	320	420	Suprem.	(:50) Sunshine ('07) ★★★				Tour Bus	It's Complicated ('09)				(:20) Born 4th July ('90)			
	MMAX	321	321	321	321	321	321	321	321	422	Snatched ('17) ★½			(:35) 50 First ('04)			Rush Hour 2 ('01)			Hulk ('03) ★★ A monster is born.				
	SHO	340	340	340	340	340	340	340	340	365	Patriots Day ('17)			Escape (R)		R. Donovan		Scarface ('83, Crime) Crime story. (R)						Backdraft
	TMC	350	350	350	350	350	350	350	350	385	Dead Night		Re-Animator ('85)			Dead Night ('17)			Bad Lieutenant			Pistols	House ('18)	

MOVIES

A

The Absent Minded Professor ★★★ (61, Fantasy) Fred MacMurray. Teacher invents flubber. (1:53) 'G' **TCM** Tue. 8:07 p.m.

Adam ★★★ (09, Drama) Hugh Dancy. Man meets his beautiful new neighbor. (1:40) 'PG-13' (AL, MT, SC) (HD) **HBO3** Thu. 6:50 a.m.

Ali ★★★ (01, Drama) Will Smith. The life and career of Muhammad Ali. (2:39) 'R' (AC, AL, V) (HD) **ENCORE** Thu. 5:29 a.m.

Alice Adams ★★★ (35, Comedy) Katharine Hepburn. Women try to climb the social ladder. (1:45) 'NR' (HD) **TCM** Tue. 7:00 a.m.

Alien: Covenant ★★★ (17, Thriller) Michael Fassbender. Spaceship investigates signal. (2:05) 'R' (AC, AL, GV, N) (HD) **CINE2** Sun. 11:10 p.m., Fri. 4:50 p.m.

The Amazing Spider-Man ★★★ (12, Action) Andrew Garfield. Young man attains super powers. (3:00) 'PG-13' (V) (HD) **FX** Sun. 5:00 p.m., 11:00 p.m.

The Amazing Spider-Man 2 ★★★ (14, Action) Andrew Garfield. New foes target hero's beloved & NYC. (3:00) 'PG-13' (V) (HD) **FX** Sun. 8:00 p.m., Mon. 5:00 p.m.

American Assassin ★★★ (17, Action) Dylan O'Brien. CIA agents probe random terror attacks. (2:00) 'R' (AC, AL, BN, V) (HD) **SHOW** Thu. 10:00 p.m.

American Made ★★★ (17, Crime) Tom Cruise. Ex-pilot works for CIA, cartel & DEA. (2:00) 'R' (AL, N, SC) (HD) **HBO** Thu. 3:15 a.m. **HBO3** Mon. 9:50 a.m.

The American President ★★★ (95, Romance) Michael Douglas. The U.S. president romances a lobbyist. (1:55) 'PG-13' (AL) (HD) **CINE** Wed. 6:30 a.m.

American Sniper ★★★½ (15, Action) Bradley Cooper. Deadliest sniper questions kill shots. (3:00) 'R' (AL, GV, SC) (HD) **TNT** Wed. 3:00 p.m.

Analyze This ★★★ (99, Comedy) Robert De Niro. A psychiatrist counsels a mafia boss. (1:45) 'R' (AL, SC, V) **HBO2** Mon. 1:00 a.m.

Annabelle: Creation ★★★ (17, Horror) Stephanie Sigman. Demonic doll terrorizes nun & girls. (1:50) 'R' (AC, GV) (HD) **HBO** Sun. 4:55 p.m. **HBO2** Tue. 5:35 p.m., Fri. 11:55 a.m.

Anna Karenina ★★★ (48, Drama) Vivien Leigh. A woman falls for another man. (2:00) 'NR' (HD) **TCM** Fri. 4:00 p.m.

A Adult Care

S Sewing

T Tree Expert

PREVENT Serious Bathroom Falls
FREE In-Home Evaluation
Let Us Install A Safety Shower & Bathtub
GRAB BAR
(also installed by commodes)
Moen Grab Bars 12" - 36"
Don't Wait to Fall to Call!
Jim's Bathroom Grab Bars, LLC
941-626-4296
Lic. # 123956
Ins.# VGMD1014GS136-1
JimsGrabBars.com
MENTION THIS AD AND SAVE 10%

CHARLOTTE SEWING STUDIO
Sewing Machine Sales • Classes • Fabric • Notions
On site, One Hour Service
Husquvarna, Viking & Bernina Dealer
(941) 235-3555
1109 Tamiami Trail, Port Charlotte 33953

A JAMISON TREE SERVICE
Complete & Professional
Professional Arborist
FREE Estimate!
Lic. & Ins.
941-423-0020
475-6611
www.Jamison-treeserviceinc.com

Sun TV Times and Classified Readers Find
Every Professional Service From A to Z !
in The Sun TV Times Business & Service Directory
SUN NEWSPAPERS
BUSINESS & SERVICE DIRECTORY
Make Your Business part of the nation's largest Classified Marketplace for as little as $14 per week*
Call 866.463.1638 or email your ad to classifieds@sun-herald.com

Anne of Green Gables ★★★ (34, Drama) Anne Shirley. An orphan girl is adopted by farmers. (1:30) 'NR' (HD) **TCM** Thu. 3:30 a.m.

Ant-Man ★★★½ (15, Action) Paul Rudd. Thief recruited to use super-suit. (2:30) 'PG-13' (V) (HD) **USA** Wed. 7:30 p.m.

Arthur Christmas ★★★ (11, Holiday) James McAvoy. Completing an urgent mission. (1:39) 'PG' (AH) (HD) **ENCORE** Sat. 8:05 a.m., Next Sun. 4:59 a.m.

The Asphalt Jungle ★★★½ (50, Crime) Sterling Hayden. A lawyer plots a jewel heist. (2:00) 'NR' **TCM** Mon. 10:00 a.m.

Atomic Blonde ★★★ (17, Action) Charlize Theron. Brit superspy hunts for vital dossier. (1:55) 'R' (AC, AL, GV, N) (HD) **CINE** Thu. 10:55 a.m., 10:15 p.m. **CINE2** Sun. 9:30 a.m., Tue. 3:00 p.m.

Austin Powers: International Man of Mystery ★★★ (97, Comedy) Mike Myers. A 1960s spy battles evil in the '90s. (2:00) 'PG-13' (AC, AH, N) (HD) **TBS** Sun. 11:30 p.m., Mon. 4:00 a.m.

Avatar ★★★½ (09, Science Fiction) Sam Worthington. Space marines colonize an alien world. (2:45) 'PG-13' (AC, AL, V) (HD) **CINE2** Fri. 6:10 a.m.

Away We Go ★★★ (09, Drama) John Krasinski. An expecting couple goes on a road trip. (1:40) 'R' (AL, SC) (HD) **HBO2** Tue. 12:15 p.m.

B

Baby Driver ★★★½ (17, Action) Ansel Elgort. Getaway driver involved in doomed heist. (2:00) 'R' (AL, V) (HD) **SHOW** Wed. 1:30 p.m.

Backdraft ★★★ (91, Action) Kurt Russell. Firefighting brothers seek arsonist. (2:20) 'R' (AC, AL, SC) (HD) **SHOW** Thu. 1:50 a.m., Next Sun. 5:30 a.m.

Back to the Future ★★★★ (85, Science Fiction) Michael J. Fox. A teen accidentally changes the past. (2:00) 'PG' (HD) **CINE2** Thu. 5:30 p.m.

A Bad Moms Christmas ★★½ (17, Comedy) Mila Kunis. Three mothers rebel against Christmas. (1:45) 'R' (AC, AL, SC) (HD) **SHOW** Mon. 6:15 p.m., Tue. 12:00 a.m., Fri. 8:15 p.m.

Bad Santa ★★★ (03, Comedy) Billy Bob Thornton. Santa and his elf rob stores. (2:00) 'R' (GL, SSC, V) (HD) **PARMT** Sun. 8:00 p.m., 10:00 p.m., Thu. 8:00 p.m., Fri. 12:00 a.m.

Bad Words ★★★½ (14, Comedy) Jason Bateman. Spelling bee loser seeks loophole. (2:00) 'R' (AL, BN, SC) (HD) **TBS** Next Sun. 3:00 a.m.

Bajo la Misma Estrella ★★★½ (14, Romance) Shailene Woodley. Amor en un grupo de terapia. (2:30) 'PG-13' (AL, MT, SC) (HD) **WVEA** Sat. 5:30 p.m., Next Sun. 1:00 a.m.

Batman Begins ★★★½ (05, Action) Christian Bale. A man becomes a masked vigilante. (3:30) 'PG-13' (AC, AT, V) (HD) **PARMT** Sat. 10:30 a.m.

Batman v Superman: Dawn of Justice ★★★ (16, Action) Ben Affleck. Batman decides to take Superman on. (3:00) 'PG-13' (AC, V) (HD) **TBS** Sat. 2:15 p.m.

The Beguiled ★★★ (17, Drama) Colin Farrell. Injured Union soldier creates tensions. (1:35) 'R' (SC) (HD) **CINE2** Mon. 12:50 p.m.

Being John Malkovich ★★★½ (99, Comedy) John Cusack. Hapless puppeteer finds secret portal. (1:55) 'R' (AL, SC) (HD) **HBO2** Thu. 12:20 a.m.

The Belko Experiment ★★★ (17, Thriller) John Gallagher Jr. Forced participation in deadly game. (1:30) 'R' (AC, AL, GV, SC) (HD) **HBO2** Tue. 2:30 a.m.

Ben-Hur ★★★½ (59, Drama) Charlton Heston. A man sold into slavery seeks freedom. (4:00) 'NR' (HD) **TCM** Sat. 9:30 a.m.

The Best Man Holiday ★★★ (13, Comedy) Morris Chestnut. College friends reunite over holidays. (2:30) 'R' (AL, BN, SC) (HD) **FX** Fri. 7:00 a.m., Sat. 2:00 a.m.

The Best Years of Our Lives ★★★½ (46, Drama) Myrna Loy. Veterans adjust to life after the war. (3:00) 'NR' (HD) **TCM** Sun. 1:00 p.m.

The BFG ★★★ (16, Fantasy) Mark Rylance. Girl and friendly giant need help. (2:30) 'PG' (AH, MV) (HD) **SYFY** Tue. 2:00 p.m., Wed. 10:00 a.m.

Billionaire Boys Club ★★½ (18, Drama) Ansel Elgort. Wealth scheme turns deadly. (2:00) 'R' (AC, AL, SC, V) (HD) **SHOW** Wed. 11:30 a.m.

Blade Runner 2049 ★★★★ (17, Science Fiction) Ryan Gosling. Search for missing blade runner. (2:50) 'R' (AC, AL, N, V) (HD) **HBO3** Fri. 9:05 a.m.

The Blind Side ★★★½ (09, Drama) Sandra Bullock. A family takes a boy into their home. (2:10) 'PG-13' (AS, MV) (HD) **HBO3** Wed. 5:50 p.m.

Blockers ★★★ (18, Comedy) Leslie Mann. Parents try to keep teens away from sex. (1:45) 'R' (AC, AL, N, SC) (HD) **HBO** Sun. 8:45 p.m., Tue. 8:15 p.m. **HBO2** Fri. 4:45 p.m.

Boiler Room ★★★ (00, Drama) Giovanni Ribisi. Man works for a corrupt brokerage firm. (2:00) 'R' (AC, AL) (HD) **CINE** Mon. 4:05 a.m.

In her most memorable role, Audrey Hepburn plays the flighty and rather naïve café society girl Holly Golightly in the 1961 romantic comedy "Breakfast at Tiffany's," airing Friday at 8 p.m. on TCM.

The Book of Eli ★★★ (10, Drama) Denzel Washington. A nomadic stranger protects a rare book. (2:00) 'R' (AL, GV) (HD) **HBO** Fri. 1:45 a.m.

The Book of Henry ★★½ (17, Drama) Naomi Watts. Mother & son scheme to help abused girl. (1:45) 'PG-13' (AL) (HD) **CINE2** Sat. 12:25 p.m.

Born on the Fourth of July ★★★ (90, Drama) Tom Cruise. A veteran becomes an anti-war activist. (2:25) 'R' (HD) **CINE** Wed. 1:30 p.m., Next Sun. 4:20 a.m.

The Bourne Identity ★★★ (02, Action) Matt Damon. An amnesiac flees from secret agents. (2:00) 'PG-13' (AL, V) (HD) **CINE** Sun. 3:55 p.m., Sat. 8:00 p.m.

The Bourne Supremacy ★★★½ (04, Action) Matt Damon. Bourne is framed for murder. (1:50) 'PG-13' (AC, AL, V) (HD) **CINE** Tue. 12:45 p.m., Sat. 10:00 p.m.

The Bourne Ultimatum ★★★½ (07, Thriller) Matt Damon. An amnesiac assassin seeks answers. (2:00) 'PG-13' (V) (HD) **SHOW** Tue. 7:00 p.m.

The Boy Downstairs ★★½ (18, Comedy) Zosia Mamet. Woman tries to befriend ex-boyfriend. (1:30) 'PG-13' (AL) (HD) **HBO2** Tue. 6:30 a.m.

Breakfast at Tiffany's ★★★½ (61, Comedy) Audrey Hepburn. A woman finds romance in New York. (2:15) 'NR' **TCM** Fri. 8:00 p.m.

A Bride for Christmas ★★★ (12, Romance) Arielle Kebbel. A man participates in a wedding wager. (2:00) 'NR' (HD) **HALL** Fri. 6:00 a.m.

Bridesmaids ★★★ (11, Comedy) Kristen Wiig. A lovelorn and broke maid of honor. (3:00) 'R' (AL, SC) (HD) **E!** Sun. 6:00 p.m., 9:00 p.m.

The Bridges of Madison County ★★★½ (95, Romance) Clint Eastwood. A chance meeting leads to romance. (2:20) 'PG-13' (AC, AL, N) **SHOW** Sun. 3:00 p.m., Wed. 9:00 p.m.

Bridget Jones's Baby ★★★ (16, Comedy) Renée Zellweger. Bridget Jones learns she's pregnant. (2:15) 'R' (AL, N, SC) (HD) **SHOW** Sun. 12:45 p.m., Fri. 10:20 a.m.

Burlesque ★★½ (10, Drama) Cher. A girl develops into a burlesque dancer. (2:01) 'PG-13' (AC, BN, MT, N) (HD) **ENCORE** Tue. 4:55 a.m., 2:50 p.m.

C

The Cabin in the Woods ★★★ (12, Horror) Kristen Connolly. Vacationers come under attack. (2:00) 'R' (HD) **SYFY** Wed. 11:15 p.m., Thu. 4:45 p.m.

Carol for Another Christmas ★★★½ (64, Holiday) Sterling Hayden. Industrial tycoon's change of heart. (1:45) 'NR' **TCM** Next Sun. 3:45 a.m.

Changing Lanes ★★★ (02, Drama) Ben Affleck. Two men feud following a car accident. (1:41) 'R' (AL, V) (HD) **ENCORE** Wed. 9:00 p.m., Thu. 11:46 a.m.

Charlie and the Chocolate Factory ★★★ (05, Fantasy) Johnny Depp. A boy tours a chocolate maker's factory. (2:30) 'PG' (AL) (HD) **AMC** Thu. 4:30 p.m., Fri. 12:00 a.m.

Children of Paradise ★★★½ (45, Drama) Jean-Louis Barrault. Life and love in the French theatre. (4:00) 'NR' **TCM** Mon. 2:00 a.m.

CHiPs ★★½ (17, Comedy) Dax Shepard. Two policemen forced to work together. (1:45) 'R' (AC, AL, GV, N) (HD) **HBO** Fri. 3:45 a.m.

Christmas at Graceland ★★½ (18, Holiday) Kellie Pickler. An executive runs into her former flame. (2:00) 'NR' (HD) **HALL** Sat. 10:00 p.m.

Christmas at Pemberley Manor ★★★ (18, Romance) Jessica Lowndes. Event planner works on town festival. (2:00) (HD) **HALL** Tue. 10:00 p.m.

A Christmas Carol ★★★ (84, Holiday) George C. Scott. Old man learns a lesson in compassion. (1:45) 'NR' (HD) **HBO2** Wed. 9:55 a.m.

A Christmas Carol ★★★ (99, Holiday) Patrick Stewart. Ghosts teach a tyrant a valuable lesson. (2:00) (HD) **TNT** Fri. 10:15 p.m., Sat. 6:00 p.m.

The Christmas Cottage ★★★ (17, Holiday) Merritt Patterson. A couple's night snowed in at cabin. (2:00) (HD) **HALL** Fri. 10:00 p.m.

A Christmas Detour ★★½ (15, Romance) Candace Cameron Bure. Woman needs help to reach destination. (3:00) 'NR' (HD) **HALL** Mon. 5:00 p.m.

Christmas in Connecticut ★★★ (45, Comedy) Barbara Stanwyck. A career woman faces domestic duties. (2:00) 'NR' (HD) **TCM** Sat. 10:00 p.m.

A Christmas Kiss ★★½ (11, Holiday) Elisabeth Röhm. Competition ensues between co-workers. (2:03) (HD) **LIFE** Fri. 8:00 p.m., Sat. 12:01 a.m., 2:00 p.m. **WXPX** Sun. 11:00 a.m.

Christmas Next Door ★★★ (17, Holiday) Jesse Metcalfe. Workaholic spends holiday with his kids. (2:00) (HD) **HALL** Sat. 12:00 p.m.

The Christmas Parade ★★½ (14, Holiday) AnnaLynne McCord. Morning show host seeks escape. (2:00) 'NR' (HD) **HALL** Wed. 2:00 a.m.

The Christmas Shoes ★★★ (02, Drama) Rob Lowe. Christmas shoes for dying music teacher. (2:00) 'NR' (HD) **LIFE** Fri. 8:00 a.m.

Christmas Under Wraps ★★★ (14, Drama) Candace Cameron Bure. A driven doctor moves to Alaska. (2:00) 'NR' (HD) **HALL** Next Sun. 4:00 a.m.

The Chronicles of Narnia: The Lion, the Witch and the Wardrobe ★★★ (05, Fantasy) Tilda Swinton. Children enter bewitched world. (3:02) 'PG' (MV) (HD) **SYFY** Mon. 11:05 a.m.

Clash of the Titans ★★½ (10, Adventure) Sam Worthington. A Greek warrior battles monsters. (1:50) 'PG-13' (SC, V) (HD) **CINE2** Tue. 12:50 a.m., Thu. 3:40 p.m.

The Client ★★★ (94, Thriller) Susan Sarandon. Boy in danger after hearing mob secrets. (2:05) 'PG-13' (AL) (HD) **CINE** Thu. 2:45 p.m.

Collateral ★★★½ (04, Drama) Tom Cruise. Cabbie becomes hostage of busy hitman. (2:00) 'R' (AL, V) (HD) **CINE** Mon. 5:30 p.m., Sat. 12:55 p.m.

Colombiana ★★½ (11, Action) Zoe Saldana. Seeking revenge for parents' murders. (2:03) 'PG-13' (AC, AL, SC, V) (HD) **SYFY** Sun. 2:57 p.m.

Coming Home for Christmas ★★★ (17, Holiday) Danica McKellar. Young woman runs extravagant estate. (2:00) 'NR' (HD) **HALL** Wed. 2:00 p.m.

Conspiracy Theory ★★★ (97, Thriller) Mel Gibson. Paranoid cabbie's worst fears come true. (2:20) 'R' (AC, V) (HD) **CINE2** Thu. 11:05 a.m.

A Cookie Cutter Christmas ★★½ (14, Holiday) Erin Krakow. Christmas reignites teacher rivalry. (2:00) (HD) **HALL** Sat. 2:00 a.m.

Cop Out ★★½ (10, Comedy) Bruce Willis. Officers pursue a stolen baseball card. (1:50) 'R' (AL, SC, V) (HD) **CINE2** Fri. 4:20 a.m.

Courage Under Fire ★★★ (96, Drama) Denzel Washington. Officer investigates pilot's death. (2:00) 'R' (AL, V) (HD) **CINE2** Thu. 9:05 a.m.

The Cutting Edge ★★★ (92, Comedy) D.B. Sweeney. Unique skating duo has Olympic hopes. (1:44) 'PG' (HD) **ENCORE** Sun. 4:00 p.m.

D

Dances with Wolves ★★★½ (90, Western) Kevin Costner. A soldier lives with the Lakota Sioux. (3:10) 'PG-13' (HD) **HBO** Tue. 10:00 a.m. **HBO3** Sun. 6:20 a.m.

Darkest Hour ★★★ (17, Drama) Gary Oldman. Britain faces threat of Nazi invasion. (2:05) 'PG-13' (HD) **HBO3** Mon. 6:55 p.m., Thu. 11:50 a.m.

The Dark Knight ★★★★ (08, Action) Christian Bale. Batman and Gotham City face a new enemy. (3:15) 'PG-13' (V) (HD) **TBS** Sat. 11:00 a.m.

The Dark Knight Rises ★★★★ (12, Action) Christian Bale. Batman protects Gotham from terrorist. (4:00) 'PG-13' (AL, SC, V) (HD) **PARMT** Sat. 2:00 p.m., Next Sun. 12:00 a.m.

Date Night ★★½ (10, Comedy) Tina Fey. A couple gets in trouble with the mob. (1:30) 'PG-13' (AC, AH, AL, MV) (HD) **CINE2** Tue. 5:05 a.m., Thu. 7:30 p.m.

Dave ★★★ (93, Comedy) Kevin Kline. Man takes over for president. (1:55) 'PG-13' (AL, SC) (HD) **HBO3** Sat. 12:50 a.m.

Dear Santa ★★½ (11, Holiday) Amy Acker. Girl asks Santa for special gift. (1:58) (HD) **LIFE** Mon. 10:03 p.m., Tue. 2:04 a.m., Sat. 12:00 p.m.

The Death of Stalin ★★★ (17, Comedy) Steve Buscemi. A dictator's demise leads to a struggle. (1:50) 'R' (AL, SC, V) (HD) **SHOW** Thu. 5:00 p.m.

Deck the Halls ★★½ (11, Festividad) Kathy Najimy. El padre de detective es secuestrado. (2:00) 'NR' (HD) **WVEA** Sat. 11:00 p.m.

Die Hard 2 ★★★ (90, Action) Bruce Willis. John McClane battles airport terrorists. (2:05) 'R' (HD) **CINE** Sun. 5:55 p.m.

Dinner for Schmucks ★★½ (10, Comedy) Steve Carell. The perfect guest for a party. (1:55) 'PG-13' (AL, BN, SC) (HD) **CINE** Fri. 2:25 a.m.

Dirty Grandpa ★★½ (16, Comedy) Robert De Niro. Man and grandfather go on spring break. (2:20) 'R' (AC, AL, N, SSC) (HD) **COM** Sat. 10:00 p.m.

Disney's A Christmas Carol ★★★ (09, Holiday) Jim Carrey. Mean old miser changes his life. (2:05) 'PG' (MT) (HD) **FREE** Sun. 9:15 p.m., Mon. 5:10 p.m.

Dodgeball: A True Underdog Story ★★★ (04, Comedy) Vince Vaughn. Misfits enter dodgeball tournament. (2:00) 'PG-13' (AH, AL) (HD) **COM** Sun. 4:50 p.m.

Dolphin Tale 2 ★★★ (14, Drama) Morgan Freeman. Medical team finds dolphin a companion. (1:50) 'PG' (HD) **HBO3** Wed. 6:00 a.m.

Donnie Darko ★★★½ (01, Drama) Jake Gyllenhaal. A troubled teen sees a giant rabbit. (1:55) 'R' (AL, AS, V) **SHOW** Thu. 5:30 a.m.

Dream House ★★½ (11, Thriller) Daniel Craig. Family uncovers secrets about new home. (1:37) 'PG-13' (AC, AL, SC, V) (HD) **ENCORE** Sun. 10:59 p.m., Mon. 7:00 a.m., 3:57 p.m.

Duro de matar 4.0 ★★★ (07, Thriller) Bruce Willis. Un policía detiene a un terrorista. (2:30) 'PG-13' (HD) **WVEA** Sun. 8:30 p.m.

E

Easy A ★★★ (10, Comedy) Emma Stone. A teen uses a lie to her advantage. (1:35) 'PG-13' (AC, AL, MT, SC) (HD) **ENCORE** Thu. 1:27 p.m., 11:32 p.m.

Elf ★★★ (03, Holiday) Will Ferrell. Man raised as elf looks for his dad. (2:00) 'PG' (AC) (HD) **AMC** Sun. 8:15 p.m., 10:15 p.m., Fri. 8:00 p.m., Sat. 6:00 p.m.

Enemy of the State ★★★ (98, Thriller) Gene Hackman. A lawyer is framed for murder. (3:00) 'R' (AL, V) (HD) **SYFY** Sun. 5:00 p.m., Mon. 2:07 p.m.

E.T.: The Extra-Terrestrial ★★★½ (82, Science Fiction) Dee Wallace. A young boy befriends an alien. (1:55) 'PG' (HD) **CINE2** Tue. 3:10 a.m.

Everything Must Go ★★★ (11, Comedy) Will Ferrell. Alcoholic tries to start his life over. (1:40) 'R' (AL, SC) (HD) **CINE** Mon. 9:50 a.m.

Eye in the Sky ★★★ (16, Drama) Helen Mirren. Drone program leads to ethical issues. (1:44) 'R' (AL, V) (HD) **ENCORE** Fri. 4:48 a.m.

F

The Family Man ★★★ (00, Comedy) Nicolas Cage. A bachelor gets a taste of married life. (2:30) 'PG-13' (AL, SC) (HD) **TNT** Sat. 3:30 p.m., Next Sun. 12:55 a.m.

Fargo ★★★½ (96, Crime) Frances McDormand. A pregnant cop trails kidnappers. (1:45) 'R' (AC, AL, BN, V) (HD) **HBO2** Mon. 1:45 p.m.

The Fate of the Furious ★★★ (17, Action) Vin Diesel. Mysterious woman seduces Dom into crime. (2:20) 'PG-13' (AC, AL, V) (HD) **CINE2** Mon. 4:30 p.m., Sat. 12:40 a.m.

Father Figures ★★★ (17, Comedy) Owen Wilson. Brothers set out to find biological dad. (2:00) 'R' (AC, AL, SC) (HD) **HBO** Wed. 2:00 a.m., Sat. 3:25 a.m. **HBO3** Sat. 11:35 a.m., 9:00 p.m.

Father of the Bride ★★★ (91, Comedy) Steve Martin. A father pays for an elaborate wedding. (2:15) 'PG' **TNT** Sat. 11:00 a.m.

The Fearless Vampire Killers or: Pardon Me, But Your Teeth Are in My Neck ★★★ (67, Horror) Jack MacGowran. Bumbling vampire hunters at work. (2:00) 'NR' (HD) **TCM** Fri. 6:00 p.m.

The Fifth Element ★★★½ (97, Science Fiction) Bruce Willis. Cabbie meets amazing 23rd-century girl. (2:30) 'PG-13' (AC, BN, SC, V) (HD) **SYFY** Mon. 8:00 p.m., Tue. 4:30 p.m.

50 First Dates ★★★ (04, Comedy) Adam Sandler. Man falls for girl with memory loss. (1:40) 'PG-13' (AC, AH, AL, MV) (HD) **CINE2** Sun. 1:25 p.m., Next Sun. 12:35 a.m.

Successful architect Taylor (Tia Mowry-Hardrict) is poised for a promotion and a move to Paris, but her first her boss wants her to partner with a baker and create a life-sized gingerbread house in "A Gingerbread Romance," debuting Sunday at 8 p.m. on Hallmark.

Finding Mrs. Claus ★★½ (12, Holiday) Mira Sorvino. Depressed Santa goes to Las Vegas. (2:00) (HD) **LIFE** Fri. 2:00 p.m.

Finding Santa ★★★ (17, Holiday) Jodie Sweetin. Woman needs Santa replacement. (2:00) (HD) **HALL** Mon. 8:00 p.m.

The First Christmas ★★★ (75, Holiday) Miracle occurs at abbey's Xmas pageant. (0:30) (HD) **AMC** Fri. 9:00 a.m.

Fist Fight ★★½ (17, Comedy) Ice Cube. Teacher challenged to fist fight. (1:30) 'R' (AC, AL, N, SC) (HD) **HBO2** Sat. 3:30 p.m.

5 Flights Up ★★½ (15, Drama) Morgan Freeman. Moving out of long-time apartment. (1:35) 'PG-13' (AL, BN) (HD) **HBO** Mon. 8:30 a.m. **HBO3** Fri. 6:05 a.m.

The Five-Year Engagement ★★½ (12, Comedy) Jason Segel. Engagement causes strain for couple. (2:27) 'R' (AL, SC) **TBS** Sat. 11:33 p.m.

The Flight Before Christmas ★★½ (15, Holiday) Mayim Bialik. Two strangers get stuck in snowstorm. (2:00) (HD) **LIFE** Wed. 6:00 p.m.

The Foreigner ★★★ (17, Action) Jackie Chan. Businessman-with-past seeks revenge. (2:00) 'R' (AL, SC, V) (HD) **SHOW** Thu. 8:00 p.m.

Forrest Gump ★★★★ (94, Drama) Tom Hanks. A simple man changes those around him. (3:30) 'PG-13' (AS, MT, V) (HD) **PARMT** Wed. 7:00 p.m., 10:30 p.m.

Foster ★★½ (12, Drama) Toni Collette. A couple looks to adopt a child. (2:00) 'PG' **WXCW** Sat. 12:00 p.m.

47 Ronin ★★½ (13, Action) Keanu Reeves. Samurais battle merciless shogun. (2:30) 'PG-13' (MT, V) (HD) **SYFY** Thu. 9:00 p.m., Fri. 6:30 p.m.

The 40-Year-Old Virgin ★★★ (05, Comedy) Steve Carell. Aging virgin dates a celibate mother. (2:20) 'R' (AC, AL, AT, SC) (HD) **COM** Sun. 2:30 p.m.

Frances Ha ★★★ (13, Comedy) Greta Gerwig. A woman wants more from her life. (1:25) 'R' (AL, SC) **SHOW** Tue. 11:35 a.m.

Fried Green Tomatoes ★★★ (92, Drama) Kathy Bates. A housewife bonds with an elderly woman. (2:15) 'PG-13' (HD) **CINE** Tue. 7:05 a.m.

The Fugitive ★★★½ (93, Action) Harrison Ford. A doctor seeks to clear his name. (2:15) 'PG-13' (AL, AS, V) (HD) **HBO3** Wed. 8:10 a.m., Sat. 7:50 a.m., Next Sun. 1:20 a.m.

The Full Monty ★★★ (97, Comedy) Robert Carlyle. Steel workers take up stripping. (1:35) 'R' (AC, AL, N) (HD) **HBO3** Sun. 1:00 p.m., Sat. 2:45 a.m.

Funny People ★★★ (09, Comedy) Adam Sandler. A movie star has a fatal disease. (2:30) 'R' (AH, AL, SC) (HD) **HBO2** Mon. 2:45 a.m., Thu. 3:10 p.m.

G

Game Night ★★★ (18, Comedy) Jason Bateman. Friends try to solve a murder mystery. (1:45) 'R' (AC, AL, V) (HD) **HBO3** Mon. 11:30 p.m., Fri. 1:40 p.m.

Get Out ★★★½ (17, Horror) Daniel Kaluuya. Man discovers terrifying truth. (1:45) 'R' (AL, SC, V) (HD) **CINE** Tue. 6:15 p.m., Sat. 11:10 a.m.

Get Smart ★★★ (08, Comedy) Steve Carell. Quirky analyst helps agent fight crime. (2:45) 'PG-13' (AH, V) **COM** Sat. 12:00 p.m.

The Ghost Writer ★★★ (10, Thriller) Ewan McGregor. A writer probes a politician's life. (2:15) 'PG-13' (AL, BN, SC, V) (HD) **HBO** Fri. 9:15 a.m.

The Girl Next Door ★★★ (04, Comedy) Emile Hirsch. Teen falls in love with porn star. (1:50) 'R' (AC, AL, SSC) (HD) **CINE2** Wed. 10:00 a.m.

The Girl on the Train ★★★ (16, Mystery) Emily Blunt. Commuter becomes involved in mystery. (1:55) 'R' (AL, N, SC, V) (HD) **SHOW** Thu. 1:05 p.m.

Girls Trip ★★★ (17, Comedy) Regina Hall. Four friends have party-filled weekend. (2:05) 'R' (AC, AL, BN, SSC) (HD) **CINE** Mon. 12:00 a.m., Wed. 3:55 p.m. **CINE2** Thu. 9:00 p.m.

Going in Style ★★★ (17, Comedy) Morgan Freeman. Three retirees decide to rob bank. (1:40) 'PG-13' (AC, AL) (HD) **CINE** Fri. 12:45 a.m.

Gone in 60 Seconds ★★★ (00, Action) Nicolas Cage. A retired car thief must steal 50 cars. (2:30) 'PG-13' (AL, SC, V) (HD) **TNT** Tue. 5:30 p.m.

GoodFellas ★★★★ (90, Crime) Robert De Niro. A man becomes part of the Mafia. (2:30) 'R' (HD) **HBO2** Sun. 10:30 p.m.

Goodland ★★★ (18, Drama) Matt Weiss. A body is discovered in a small town. (1:30) 'NR' (HD) **SHOW** Fri. 12:30 p.m.

The Good Lie ★★★ (14, Drama) Reese Witherspoon. Orphaned Sudanese brought to America. (1:50) 'PG-13' (AC, AL, MT, V) (HD) **HBO** Mon. 5:00 a.m., Fri. 7:20 a.m.

The Greatest Game Ever Played ★★★½ (05, Drama) Stephen Dillane. An unknown competes in the U.S. Open. (2:05) 'PG' (AL) (HD) **CINE2** Mon. 2:25 p.m.

The Greatest Showman ★★★ (17, Drama) Hugh Jackman. Master showman starts traveling circus. (1:45) 'PG' (AT, MV) (HD) **HBO2** Tue. 3:10 p.m., Sat. 12:45 p.m.

The Greatest Story Ever Told ★★★ (65, Drama) Max von Sydow. The life and death of Jesus Christ. (3:30) 'G' **TCM** Sat. 1:30 p.m.

Green Zone ★★★ (10, Drama) Matt Damon. A soldier discovers lies in Iraq. (1:55) 'R' (AL, GV) (HD) **CINE2** Tue. 10:50 p.m.

Gremlins ★★★ (84, Comedy) Zach Galligan. Exotic new pet spawns violent offspring. (2:30) 'PG' (AC, AL, V) (HD) **AMC** Wed. 11:30 p.m., Thu. 2:00 p.m.

Grumpy Old Men ★★★ (93, Comedy) Jack Lemmon. Ornery old men battle over a sexy widow. (2:30) 'PG-13' (SC) (HD) **WGN** Fri. 7:00 p.m., 9:30 p.m.

Gunga Din ★★★½ (39, Adventure) Cary Grant. Three soldiers battle natives in India. (2:15) 'NR' (HD) **TCM** Tue. 3:30 p.m.

Gus ★★★ (76, Comedy) Ed Asner. Losing team adds filed goal kicking mule. (1:53) 'G' **TCM** Wed. 4:07 a.m.

A Guy Named Joe ★★★ (43, Romance) Spencer Tracy. A dead pilot guides a young aviator. (2:15) 'NR' (HD) **TCM** Thu. 12:00 p.m.

H

The Hangover ★★★½ (09, Comedy) Bradley Cooper. A lost night in Las Vegas. (1:45) 'R' (AL, N, SSC) (HD) **HBO3** Thu. 7:15 p.m., Sat. 7:15 p.m.

Hannibal ★★★ (01, Thriller) Anthony Hopkins. Serial killer returns to America. (2:15) 'R' (AL, BN, V) (HD) **CINE2** Tue. 12:45 p.m.

Happy Feet ★★★ (06, Comedy) Carlos Alazraqui. A tap-dancing penguin is exiled. (2:30) 'PG' (HD) **AMC** Mon. 11:00 a.m.

Hard Candy ★★★ (06, Drama) Patrick Wilson. Teen girl traps a pedophile. (1:45) 'R' (AC, AL, SSC, V) (HD) **HBO2** Sun. 3:15 p.m.

Harry Potter and the Chamber of Secrets ★★★½ (02, Fantasy) Daniel Radcliffe. Monster stalks school of magic. (3:41) 'PG' (AL, V) (HD) **USA** Sat. 12:26 p.m.

Harry Potter and the Goblet of Fire ★★★½ (05, Fantasy) Daniel Radcliffe. A boy mage enters a deadly tournament. (3:25) 'PG-13' (V) (HD) **USA** Sat. 7:05 p.m.

Harry Potter and the Order of the Phoenix ★★★ (07, Fantasy) Daniel Radcliffe. New teacher seizes control of Hogwarts. (3:00) 'PG-13' (MV) (HD) **USA** Sat. 10:30 p.m.

Harry Potter and the Prisoner of Azkaban ★★★½ (04, Fantasy) Daniel Radcliffe. An escaped convict stalks Harry Potter. (3:00) 'PG' (AL, MV) (HD) **USA** Fri. 8:30 p.m., Sat. 4:07 p.m.

Harry Potter and the Sorcer-er's Stone ★★★½ (01, Fantasy) Daniel Radcliffe. Orphan enrolls in school of magic. (3:26) 'PG' (MT) (HD) **USA** Sat. 9:00 a.m.

The Haunting in Connecticut ★★½ (09, Thriller) Virginia Madsen. Family terrorized by a former resident. (1:59) 'PG-13' (AS, V) (HD) **SYFY** Sun. 8:00 a.m.

Heaven Can Wait ★★★ (78, Comedy) Warren Beatty. Man sent back to earth in another body. (1:45) 'PG' (AC, AL) (HD) **HBO3** Wed. 11:55 a.m.

Here Comes the Boom ★★½ (12, Comedy) Kevin James. Teacher turns fighter for school funds. (2:30) 'PG' (AL, V) **COM** Sat. 4:50 p.m.

He's Just Not That Into You ★★½ (09, Comedy) Ben Affleck. Woman gets advice about dating scene. (2:15) 'PG-13' (AL, SC) (HD) **HBO3** Sun. 9:00 p.m., Tue. 7:50 a.m., Sat. 5:00 p.m.

High Sierra ★★★½ (41, Drama) Ida Lupino. A gangster hides out in the mountains. (1:45) 'NR' (HD) **TCM** Mon. 4:15 p.m.

High Society ★★★ (56, Musical) Bing Crosby. An engaged woman's ex makes trouble. (2:00) 'NR' (HD) **TCM** Sat. 12:30 a.m.

Hitched for the Holidays ★★½ (12, Romance) Joey Lawrence. Posing as lovers for holidays. (2:00) 'NR' (HD) **HALL** Tue. 4:00 a.m.

The Hitman's Bodyguard ★★★ (17, Comedy) Ryan Reynolds. Protection agent must escort assassin. (2:00) 'R' (AL, V) (HD) **CINE** Sun. 11:05 a.m., 8:00 p.m., Fri. 2:00 p.m. **CINE2** Tue. 7:00 p.m.

Hoffa ★★★ (92, Drama) Jack Nicholson. A man builds a powerful labor union. (2:20) 'R' (AL, V) (HD) **CINE** Fri. 6:00 a.m.

The Holiday ★★★ (06, Comedy) Cameron Diaz. Two women swap homes over Christmas. (3:10) 'PG-13' (AL, SC) (HD) **FREE** Tue. 5:45 p.m., Wed. 2:00 p.m.

Home Again ★★½ (17, Comedy) Reese Witherspoon. Three young men move in with single mom. (1:45) 'PG-13' (AC, SC) (HD) **SHOW** Sun. 11:00 a.m., Wed. 5:30 p.m.

Hook ★★★ (91, Fantasy) Robin Williams. Man's children abducted by an old enemy. (2:26) 'PG' (HD) **ENCORE** Wed. 2:18 a.m.

Hot Rod ★★★ (07, Comedy) Andy Samberg. Inept stuntman attempts risky stunt. (1:31) 'PG-13' (AH, AL, AS, V) (HD) **ENCORE** Mon. 12:36 a.m.

The Hours ★★★ (02, Drama) Meryl Streep. The lives of three women interconnect. (1:55) 'PG-13' (AC, AL, MT) (HD) **CINE2** Wed. 2:20 a.m.

House of D ★★★ (04, Comedy) David Duchovny. A boy befriends a slow-witted janitor. (1:40) 'PG-13' (AC, AL, MT) (HD) **HBO3** Tue. 4:40 a.m., Thu. 8:30 a.m.

How to Be Single ★★½ (16, Comedy) Dakota Johnson. Young woman guided by wild co-worker. (2:30) 'R' (AC, AL, SC) (HD) **TNT** Mon. 3:00 p.m.

The Hunger Games ★★★ (12, Action) Jennifer Lawrence. 24 kids compete in bloody survival game. (3:00) 'PG-13' (GV) (HD) **TBS** Sun. 8:30 a.m.

The Hunger Games: Catching Fire ★★★½ (13, Action) Jennifer Lawrence. Katniss and Peeta return to the games. (3:00) 'PG-13' (AL, MT, V) (HD) **TBS** Sun. 11:30 a.m.

The Hunger Games: Mockingjay - Part 1 ★★★ (14, Adventure) Jennifer Lawrence. Katniss helps with the rebellion. (2:30) 'PG-13' (MT, V) **TBS** Sun. 2:30 p.m.

The Hunger Games: Mockingjay - Part 2 ★★★ (15, Adventure) Jennifer Lawrence. Attempt to liberate citizens of Panem. (3:00) 'PG-13' **TBS** Sun. 5:00 p.m.

The Hustler ★★★½ (61, Drama) Paul Newman. A pool hustler gambles everything. (2:15) 'NR' (HD) **CINE** Sat. 1:55 a.m.

I

I Am Number Four ★★½ (11, Science Fiction) Alex Pettyfer. Eight teenage aliens live on Earth. (2:25) 'PG-13' (AL, V) (HD) **SYFY** Tue. 9:00 p.m., Wed. 6:34 p.m.

I Heart Huckabees ★★★ (04, Comedy) Jason Schwartzman. A man hires existentialist detectives. (1:50) 'R' (AH, AL, AS, N) (HD) **HBO3** Sun. 11:10 a.m., Tue. 1:15 p.m.

Ice Age: Continental Drift ★★★ (12, Comedy) Ray Romano. Scrat causes a continental shift. (2:05) 'PG' (MT) (HD) **FREE** Thu. 9:20 p.m., Fri. 3:00 p.m.

Ice Age: Dawn of the Dinosaurs ★★★ (09, Comedy) Ray Romano. Sid raises baby dinosaurs he finds. (2:00) 'PG' (AS) (HD) **WGN** Sun. 9:00 a.m., 11:00 a.m.

Ice Age: The Meltdown ★★★ (06, Comedy) Ray Romano. Mammoths meet while running from flood. (2:00) 'PG' (MT) (HD) **AMC** Mon. 1:30 p.m.

I'm Not Ready for Christmas ★★½ (15, Romance) Alicia Witt. Holiday wish stops businesswoman's lies. (2:00) 'NR' (HD) **HALL** Thu. 2:00 a.m.

Inception ★★★★ (10, Science Fiction) Leonardo DiCaprio. Entering dreams and stealing ideas. (2:30) 'PG-13' (V) (HD) **HBO** Thu. 1:30 p.m. **HBO3** Mon. 9:00 p.m.

The Incredibles ★★★½ (04, Adventure) Craig T. Nelson. A former superhero returns to work. (1:45) 'PG' (MV) (HD) **FREE** Wed. 9:15 p.m., Thu. 6:40 p.m.

Inglourious Basterds ★★★½ (09, Drama) Brad Pitt. Jewish-American soldiers kill Nazis. (2:45) 'R' (AL, GV, SC) (HD) **SHOW** Wed. 2:30 a.m.

In the Good Old Summertime ★★★ (49, Musical) Judy Garland. Feuding co-workers are pen pals. (2:00) 'NR' **TCM** Sun. 8:00 a.m.

Inside Out ★★★★ (15, Comedy) Amy Poehler. Girl struggles emotionally with move. (1:37) 'PG' (MT) (HD) **ENCORE** Sat. 6:45 p.m.

The Intern ★★★ (15, Comedy) Robert De Niro. Older man takes position as intern. (2:30) 'PG-13' (AC, AL) (HD) **TNT** Mon. 5:30 p.m.

The Interview ★★★ (14, Comedy) James Franco. CIA asks host & producer to kill tyrant. (2:30) 'R' (AC, AH, GL, GV) (HD) **TBS** Mon. 1:30 a.m.

Invictus ★★★ (09, Drama) Morgan Freeman. South Africa unites behind a rugby team. (2:15) 'PG-13' (AL) (HD) **HBO2** Sat. 9:00 a.m.

Iron Man 3 ★★★½ (13, Action) Robert Downey Jr. Tony Stark must protect loved ones. (2:55) 'PG-13' (AC, V) (HD) **SYFY** Sun. 8:00 p.m., Mon. 5:06 p.m.

Isle of Dogs ★★★½ (18, Comedy) Bryan Cranston. Dog's owner looks for him on an island. (1:45) 'PG-13' (GV) (HD) **HBO** Sat. 8:00 p.m.

The Italian Job ★★★ (03, Action) Mark Wahlberg. Gang causes traffic jam to cover heist. (1:55) 'PG-13' (AL, V) (HD) **CINE2** Sun. 11:30 a.m., Fri. 9:00 p.m.

It Happened One Night ★★★½ (34, Comedy) Clark Gable. A runaway socialite meets a reporter. (2:00) 'NR' (HD) **TCM** Sun. 4:00 p.m.

It's Complicated ★★★ (09, Comedy) Meryl Streep. A divorced couple has a secret affair. (2:00) 'R' (AC, SC) (HD) **CINE** Tue. 8:00 p.m., Next Sun. 2:15 a.m.

J

John Wick: Chapter 2 ★★★½ (17, Action) Keanu Reeves. John Wick comes out of retirement. (2:05) 'R' (AL, BN, V) (HD) **CINE** Tue. 2:35 p.m.

Jupiter Ascending ★★½ (15, Adventure) Channing Tatum. Woman meant for much more. (2:10) 'PG-13' (BN, SC, V) (HD) **CINE2** Mon. 6:50 p.m., Sat. 3:00 a.m.

Justice League ★★★ (17, Action) Ben Affleck. Superheroes confront global threat. (2:00) 'PG-13' (V) (HD) **HBO** Fri. 8:00 p.m.

K

Kansas City Confidential ★★★ (52, Mystery) John Payne. An ex-con is framed for a robbery. (1:45) 'NR' **TCM** Mon. 12:00 p.m.

King Arthur: Legend of the Sword ★★★ (17, Action) Charlie Hunnam. A young man grows up on the streets. (2:10) 'PG-13' (AC, AL, V) (HD) **CINE2** Sun. 9:00 p.m., Wed. 6:05 a.m., Sat. 5:05 p.m.

King of Kings ★★★ (61, Religion) Jeffrey Hunter. A man becomes a messianic figure. (3:00) 'PG-13' (HD) **TCM** Sat. 5:00 p.m.

Kingsman: The Golden Circle ★★★ (17, Action) Taron Egerton. Spies unite to battle crime syndicate. (2:25) 'R' (AC, AL, SC, V) (HD) **HBO** Wed. 8:00 p.m. **HBO3** Sun. 6:35 p.m.

Kiss Kiss, Bang Bang ★★★½ (05, Comedy) Robert Downey Jr. Thief helps investigate a murder case. (1:45) 'R' (AL, N, SC, V) (HD) **HBO3** Tue. 10:05 a.m., Thu. 10:45 p.m.

Knight and Day ★★½ (10, Action) Tom Cruise. A woman and a rogue agent flee the CIA. (1:50) 'PG-13' (AL, V) (HD) **HBO2** Wed. 6:10 p.m.

Kong: Skull Island ★★★ (17, Adventure) Tom Hiddleston. Expedition enters realm of monsters. (2:00) 'PG-13' (AL, V) (HD) **CINE** Fri. 4:00 p.m.

Krampus ★★★ (15, Horror) Allison Tolman. Ancient demon Krampus is unleashed. (2:00) 'PG-13' (AC, AL, V) (HD) **FX** Wed. 12:00 a.m., 9:30 a.m., Sat. 12:00 a.m., 11:30 a.m.

Kristin's Christmas Past ★★½ (13, Holiday) Shiri Appleby. Woman wakes up to Christmas past. (2:00) 'NR' (HD) **LIFE** Thu. 6:00 p.m.

Kubo and the Two Strings ★★★½ (16, Adventure) Charlize Theron. Boy sets out to fulfill his destiny. (2:00) 'PG' (MV) (HD) **FX** Fri. 6:00 p.m., Sat. 9:30 a.m.

L

Lady on a Train ★★★ (45, Comedy) Deanna Durbin. Woman seeks help with solving a crime. (2:00) 'NR' **TCM** Mon. 8:00 p.m.

The Last of the Mohicans ★★★ (92, Drama) Daniel Day-Lewis. Two women are ambushed by Indians. (1:55) 'R' (V) (HD) **CINE** Sun. 7:05 a.m.

The Last Witch Hunter ★★½ (15, Action) Vin Diesel. Warrior becomes humanity's last hope. (2:00) 'PG-13' (GV) (HD) **SYFY** Fri. 4:30 p.m., Sat. 8:00 a.m.

Law Abiding Citizen ★★★ (09, Crime) Jamie Foxx. A man seeks revenge for family murders. (2:00) 'R' (AL, GV, RP) (HD) **TNT** Tue. 8:00 p.m., Wed. 6:00 p.m.

Leap Year ★★½ (10, Comedy) Amy Adams. Lady's proposal different than expected. (1:42) 'PG' (AC, AL) (HD) **ENCORE** Fri. 1:09 a.m., 3:24 p.m.

Legend ★★★ (15, Crime) Tom Hardy. Twin brothers go on crime sprees. (2:15) 'R' (AC, AL, GV, MT) (HD) **CINE** Thu. 8:00 p.m.

Let It Snow ★★½ (13, Holiday) Candace Cameron Bure. Businesswoman inspects resort property. (2:00) 'NR' (HD) **HALL** Sat. 10:00 a.m.

Let's Be Cops ★★★ (14, Comedy) Jake Johnson. Two friends pose as police. (2:00) 'R' (AC, N, SC, V) (HD) **FX** Mon. 3:00 p.m., Tue. 7:00 a.m.

Life ★★★ (17, Science Fiction) Jake Gyllenhaal. Life form threatens crew and Earth. (1:46) 'R' (AL, V) (HD) **ENCORE** Tue. 11:15 a.m.

Lili ★★★ (53, Romance) Leslie Caron. A teen runs away to join a carnival. (1:30) 'G' (HD) **TCM** Thu. 2:00 a.m.

Limitless ★★★ (11, Thriller) Bradley Cooper. Drug unlocks full power of man's brain. (2:15) 'PG-13' (AL, AT, SC, V) (HD) **SYFY** Wed. 9:00 p.m., Thu. 6:45 p.m.

Little Women ★★★ (94, Drama) Winona Ryder. Four sisters grow from girls to women. (2:00) 'PG' (AL) **TCM** Sun. 10:00 p.m.

Logan ★★★★ (17, Action) Hugh Jackman. Logan meets young mutant who needs help. (2:20) 'R' (AL, BN, GV) (HD) **CINE** Sun. 1:35 p.m., Wed. 8:00 p.m., Sat. 5:10 p.m.

London Has Fallen ★★½ (16, Action) Gerard Butler. Agent must save U.S. president. (2:00) 'R' (AL, V) (HD) **TNT** Tue. 10:00 p.m., Wed. 8:00 p.m.

Love Actually ★★★ (03, Romance) Hugh Grant. Tales of love and life in England. (3:00) 'R' (AC, AL, N) **TBS** Fri. 8:00 p.m., Sat. 12:00 a.m. **TNT** Mon. 8:00 p.m., 11:00 p.m.

Love at the Christmas Table ★★½ (12, Holiday) Dustin Mulligan. Man realizes best friend is "the one.". (2:00) 'NR' (HD) **LIFE** Sun. 2:00 p.m., Tue. 6:00 p.m.

Love the Coopers ★★½ (15, Comedy) Alan Arkin. Christmas Eve celebration turns chaotic. (2:30) 'PG-13' (AC, GL, SC) (HD) **FREE** Fri. 12:30 p.m.

Love & Other Drugs ★★½ (10, Comedy) Jake Gyllenhaal. A one-night stand develops into more. (1:55) 'R' (AC, AL, AT, N) (HD) **CINE2** Wed. 9:00 p.m.

Love, Simon ★★★ (18, Drama) Nick Robinson. Closeted high schooler is outed online. (1:50) 'PG-13' (AC, AL, AS) (HD) **HBO** Wed. 11:00 p.m. **HBO2** Tue. 12:40 a.m. **HBO3** Fri. 5:10 p.m.

Lowriders ★★½ (17, Drama) Demián Bichir. Teen artist conflicted by car culture. (1:40) 'PG-13' (AC, AL, SC, V) (HD) **HBO3** Sat. 4:20 a.m.

M

Man on Fire ★★★½ (04, Drama) Denzel Washington. Former assassin protects child. (2:30) 'R' (AL, GV) (HD) **HBO3** Thu. 4:45 p.m.

Marry Me at Christmas ★★★ (17, Romance) Rachel Skarsten. Boutique owner works with celebrity. (2:00) (HD) **HALL** Sat. 8:00 a.m.

The Mask ★★★ (94, Comedy) Jim Carrey. A mask gives a downtrodden man powers. (1:45) 'PG-13' (V) (HD) **HBO2** Wed. 10:35 p.m. **HBO3** Sun. 9:25 a.m., 11:15 p.m.

Matchmaker Santa ★★½ (12, Holiday) Lacey Chabert. Woman stranded in small town. (2:00) (HD) **HALL** Fri. 2:00 a.m.

The Matrix ★★★★ (99, Science Fiction) Keanu Reeves. A hacker fights to free humankind. (3:00) 'R' (AL, V) (HD) **WGN** Sat. 9:00 a.m., 5:30 p.m.

The Matrix Reloaded ★★★ (03, Science Fiction) Keanu Reeves. Neo speaks with the Oracle about Zion. (3:00) 'R' (SC, V) (HD) **WGN** Sat. 12:00 p.m., 8:30 p.m.

The Matrix Revolutions ★★★ (03, Science Fiction) Keanu Reeves. Humans battle against machines. (2:30) 'R' (SC, V) (HD) **WGN** Sat. 3:00 p.m., 11:30 p.m.

Maze Runner: The Death Cure ★★★ (18, Action) Dylan O'Brien. Thomas leads Gladers into the Last City. (2:25) 'PG-13' (AL, AT, V) (HD) **HBO2** Fri. 8:20 a.m. **HBO3** Wed. 3:25 p.m., Thu. 12:40 a.m.

McFarland, USA ★★★½ (15, Drama) Kevin Costner. Track team wins against all odds. (2:45) 'PG' (AL, V) (HD) **TNT** Sat. 12:15 a.m.

Meet Me in St. Louis ★★★½ (44, Musical) Judy Garland. A Midwestern family deals with life. (2:00) 'NR' (HD) **TCM** Sun. 8:00 p.m.

Meet the Parents ★★★ (00, Comedy) Robert De Niro. A man meets his girlfriend's parents. (2:00) 'PG-13' (AL, SC) (HD) **SHOW** Mon. 12:30 p.m.

Megamind ★★★ (10, Comedy) Will Ferrell. A super-villain becomes a hero. (1:35) 'PG' (AL) (HD) **HBO** Mon. 11:55 a.m., Sat. 7:20 a.m.

Me, Myself & Irene ★★★ (00, Comedy) Jim Carrey. Schizophrenic trooper escorts a suspect. (2:00) 'R' (AH, AL, SC, V) (HD) **CINE2** Mon. 1:15 a.m., Wed. 11:50 a.m., Sat. 9:00 p.m.

Men in Black ★★★ (97, Science Fiction) Will Smith. Two secret agents monitor aliens. (2:30) 'PG-13' (AL, V) (HD) **PARMT** Fri. 9:00 p.m., Sat. 1:30 a.m.

Mickey's Christmas Carol ★★★ (83, Holiday) Alan Young. Miserly man is visited by three spirits. (0:30) 'NR' (HD) **FREE** Tue. 7:30 a.m., Fri. 1:30 a.m., 11:00 a.m.

Miracle ★★★ (04, Drama) Kurt Russell. A hockey team fights against the odds. (3:00) 'PG' (AC, MV) (HD) **AMC** Mon. 12:15 a.m., Tue. 11:30 a.m., Next Sun. 12:30 a.m.

The Miracle of Our Lady of Fatima ★★★ (52, Religion) Gilbert Roland. Three shepherds experience a vision. (1:45) 'NR' **TCM** Sat. 7:45 a.m.

Miracle on 34th Street ★★★½ (47, Holiday) Maureen O'Hara. Kris Kringle must prove he's Santa. (2:15) 'NR' (HD) **AMC** Thu. 11:45 a.m., Fri. 10:00 a.m., Sat. 12:00 a.m.

The Mistletoe Promise ★★★ (16, Romance) Jaime King. A couple pretends until Christmas Eve. (2:00) (HD) **HALL** Wed. 12:00 a.m.

Monsters University ★★★ (13, Comedy) Billy Crystal. Mike and Sulley meet in college. (1:46) 'G' (HD) **ENCORE** Thu. 8:00 p.m.

Moonstruck ★★★ (87, Comedy) Cher. Woman falls for her fiance's brother. (1:45) 'PG' (HD) **SHOW** Fri. 7:00 a.m.

The Mountain Between Us ★★½ (17, Drama) Idris Elba. Pair must work together to survive. (1:55) 'PG-13' (AC, AL) (HD) **HBO** Wed. 10:50 a.m., Next Sun. 5:50 a.m.

Mr. Popper's Penguins ★★½ (11, Comedy) Jim Carrey. An inheritance changes a businessman. (2:00) 'PG' (AH, AL) (HD) **AMC** Tue. 2:30 a.m., 2:30 p.m.

¡Mujeres al ataque! ★★★ (14, Comedia) Cameron Diaz. Unidas para vengarse de esposo infiel. (2:00) 'PG-13' (AL, MT, SC) (HD) **WVEA** Sat. 9:00 p.m.

The Mummy ★★½ (17, Adventure) Tom Cruise. Ancient princess rises, bringing terror. (1:55) 'PG-13' (AC, BN, V) (HD) **HBO2** Mon. 10:05 a.m., Sat. 1:00 a.m.

Murder on the Orient Express ★★★ (17, Mystery) Kenneth Branagh. Race to find killer on luxury train. (1:55) 'PG-13' (AT, V) (HD) **HBO** Thu. 5:35 p.m. **HBO3** Wed. 10:45 p.m.

My Christmas Inn ★★½ (18, Holiday) Tia Mowry-Hardrict. Woman unexpectedly falls in love. (2:03) (HD) **LIFE** Thu. 8:00 p.m., Fri. 12:01 a.m.

My Favorite Wife ★★★ (40, Comedy) Irene Dunne. A woman believed dead returns home. (1:30) 'NR' (HD) **TCM** Thu. 10:30 a.m.

My Life Without Me ★★★ (03, Romance) Sarah Polley. Mother hides cancer to live fuller life. (1:50) 'R' (AC, AL) (HD) **CINE2** Mon. 5:00 a.m.

N

Napoleon Dynamite ★★★ (04, Comedy) Jon Heder. Alienated teens band together. (1:35) 'PG' (AL, AT) (HD) **HBO** Wed. 7:45 a.m.

National Lampoon's Christmas Vacation ★★★½ (89, Comedy) Chevy Chase. A klutz plans a holiday celebration. (2:15) 'PG-13' (HD) **AMC** Sun. 6:00 p.m., Wed. 7:00 p.m., 9:15 p.m., Sat. 8:00 p.m., 10:15 p.m.

New Jack City ★★★ (91, Crime) Wesley Snipes. Two cops target a gang of drug dealers. (1:45) 'R' (AC, AL, GV, SC) (HD) **HBO3** Tue. 2:55 a.m.

New Year's Eve ★★½ (11, Comedy) Halle Berry. Tales of love in New York City. (2:30) 'PG-13' (AL, SC) (HD) **E!** Sun. 3:30 p.m., Sat. 3:30 p.m.

The Night Before ★★★½ (15, Comedy) Joseph Gordon-Levitt. Best friends try to find Nutcracka Ball. (2:00) 'R' (AC, AL, N, SSC) (HD) **FX** Thu. 8:00 p.m., 10:00 p.m.

The Nightmare Before Christmas ★★★½ (93, Holiday) Chris Sarandon. Ghouls try to get the hang of Christmas. (1:40) 'PG' (HD) **FREE** Mon. 7:15 p.m., Tue. 10:00 a.m., Sat. 3:25 p.m.

Nine Lives of Christmas ★★★ (14, Romance) Brandon Routh. Stray cat draws man & lady close. (2:00) 'NR' (HD) **HALL** Mon. 3:00 p.m.

The Normal Heart ★★★½ (14, Drama) Taylor Kitsch. A gay activist tackles a new disease. (2:15) 'NR' (HD) **HBO** Next Sun. 3:35 a.m.

O

Ocean's Eleven ★★★½ (01, Crime) George Clooney. An ex-con robs three Las Vegas casinos. (2:30) 'PG-13' (AL, SC) (HD) **A&E** Sun. 7:00 p.m., Mon. 12:03 a.m.

Ocean's Thirteen ★★★ (07, Crime) George Clooney. Crew exacts revenge on a Vegas kingpin. (2:33) 'PG-13' (SC) (HD) **A&E** Sun. 9:30 p.m., Mon. 2:34 a.m.

October Sky ★★★½ (99, Drama) Jake Gyllenhaal. Coal miner's son tries to build rockets. (1:50) 'PG' (AC, AL, AT) (HD) **CINE2** Wed. 7:10 p.m.

Office Christmas Party ★★½ (16, Comedy) Jason Bateman. Coworkers host epic Christmas party. (0:55) 'R' (AC, AL, N, SSC) (HD) **SHOW** Fri. 11:05 p.m.

Oliver Twist ★★★ (48, Drama) Robert Newton. An orphan meets a gang of thieves. (2:15) 'NR' (MV) **TCM** Wed. 9:45 p.m.

Olympus Has Fallen ★★★ (13, Action) Gerard Butler. A guard searches for the president. (2:00) 'R' (AL, V) (HD) **TNT** Wed. 10:00 p.m.

Monday at 7:15 p.m. on Freeform, when Halloween Town king Jack Skellington (voiced by Chris Sarandon) stumbles through a portal to Christmas Town, he becomes quite taken with this other holiday and tries to recreate it at home in "The Nightmare Before Christmas."

Once Upon a Holiday ★★½ (15, Romance) Briana Evigan. Disguised princess falls for citizen. (2:00) 'NR' (HD) **HALL** Fri. 12:00 a.m.

On Dangerous Ground ★★★ (52, Drama) Ida Lupino. A cop falls for a suspect's sister. (1:30) 'NR' **TCM** Fri. 9:15 a.m.

One Starry Christmas ★★½ (14, Romance) Sarah Carter. Surprise visit becomes love conflict. (2:00) 'NR' (HD) **HALL** Mon. 6:00 a.m.

On the Twelfth Day of Christmas ★★★ (15, Holiday) Brooke Nevin. Woman lifts man's holiday spirit. (2:00) (HD) **HALL** Thu. 8:00 a.m.

Out of Sight ★★★ (98, Action) George Clooney. Agent held hostage during prison break. (2:05) 'R' (GL, V) (HD) **CINE2** Sun. 4:40 p.m., Fri. 6:55 p.m.

P

Pacific Rim: Uprising ★★½ (18, Action) John Boyega. Jaeger pilots assembled to defeat Kaiju. (1:55) 'PG-13' (AL, V) (HD) **HBO** Mon. 3:35 p.m., Thu. 8:00 p.m., Sat. 6:05 p.m.

Paddington ★★★ (14, Comedy) Hugh Bonneville. Young bear and aunt escape to England. (2:05) 'PG' (HD) **FREE** Mon. 8:55 p.m., Tue. 11:35 a.m.

Passengers ★★★ (16, Adventure) Jennifer Lawrence. Two must save everyone on spaceship. (1:59) 'PG-13' (N, SC) (HD) **ENCORE** Sun. 12:11 p.m., 9:00 p.m., Mon. 8:34 a.m., Sat. 4:19 a.m., 3:02 p.m., 10:58 p.m.

The Passion of Joan of Arc ★★★½ (28, Drama) Mlle Falconetti. Joan of Arc is accused of heresy. (2:00) 'NR' **TCM** Mon. 12:00 a.m.

Patriots Day ★★★ (17, Drama) Mark Wahlberg. Manhunt for Boston Marathon bombers. (2:20) 'R' (AC, AL, V) (HD) **SHOW** Sat. 10:10 p.m.

Paul ★★★ (11, Comedy) Simon Pegg. Alien teams up with pair of buddies. (2:00) 'R' (AC, AL) (HD) **SYFY** Fri. 1:30 a.m., 2:30 p.m.

A Perfect Getaway ★★★ (09, Thriller) Steve Zahn. A hiking couple must run from killers. (1:45) 'R' (AL, AS, GV) (HD) **HBO3** Wed. 9:00 p.m.

The Perfect Gift ★★½ (09, Holiday) Jefferson Moore. Mysterious person gives gift to three. (1:30) 'NR' **WRXY** Sat. 8:00 p.m., Next Sun. 2:30 a.m.

Period of Adjustment ★★★ (62, Romance) Anthony Franciosa. Two married couples face problems. (2:00) 'NR' (HD) **TCM** Next Sun. 1:45 a.m.

Pirates of the Caribbean: At World's End ★★★ (07, Adventure) Johnny Depp. Pirate alliance battles corporation. (2:55) 'PG-13' (HD) **SHOW** Tue. 4:05 p.m.

Pitch Perfect 2 ★★★ (15, Comedy) Anna Kendrick. A cappella group goes international. (2:30) 'PG-13' (AL) (HD) **FX** Mon. 8:00 p.m., 10:30 p.m.

Pitch Perfect 3 ★★½ (17, Comedy) Anna Kendrick. Bellas perform for an overseas USO tour. (1:40) 'PG-13' (AH, AL, SC) (HD) **HBO2** Thu. 8:05 a.m.

Planes ★★½ (13, Adventure) Dane Cook. Small-town plane conquers his fears. (1:34) 'PG' (HD) **ENCORE** Mon. 12:06 p.m.

Planes, Trains and Automobiles ★★★½ (87, Comedy) Steve Martin. A man gets an unwanted traveling buddy. (2:00) 'R' (HD) **AMC** Wed. 3:00 p.m., Thu. 2:00 a.m.

Poinsettias for Christmas ★★★½ (18, Holiday) Bethany Joy Lenz. Woman helps with family poinsettia farm. (1:58) 'NR' (HD) **LIFE** Wed. 10:03 p.m., Thu. 2:04 a.m.

The Polar Express ★★★ (04, Holiday) Tom Hanks. Boy takes train ride to North Pole. (2:00) 'G' (HD) **AMC** Tue. 7:00 p.m., 9:00 p.m., Fri. 6:00 p.m., Sat. 4:00 p.m.

The Post ★★★ (18, Drama) Meryl Streep. Race to expose government cover-up. (2:00) 'PG-13' (AC, AL, V) (HD) **HBO3** Tue. 4:30 p.m., Fri. 9:00 p.m.

Predators ★★½ (10, Science Fiction) Adrien Brody. Elite warriors are hunted by aliens. (1:50) 'R' (AL, GV) (HD) **CINE2** Tue. 9:00 p.m.

The Prestige ★★★★ (06, Drama) Hugh Jackman. A magicians' rivalry turns sinister. (2:15) 'PG-13' (AS, V) (HD) **HBO** Wed. 5:00 a.m., Fri. 10:30 p.m. **HBO2** Sun. 7:45 p.m.

The Princess Bride ★★★½ (87, Comedy) Cary Elwes. A masked man rescues a princess. (1:45) 'PG' (HD) **HBO2** Sat. 7:00 a.m.

Private Lives ★★★ (31, Comedy) Norma Shearer. Ex-spouses reunite while honeymooning. (1:30) 'NR' **TCM** Wed. 6:00 a.m.

The Producers: The Movie Musical ★★★ (05, Musical) Nathan Lane. Broadway producers stage a flop. (2:17) 'PG-13' (AH, SC) (HD) **ENCORE** Mon. 1:40 p.m., 9:00 p.m., Tue. 8:58 a.m.

Proof ★★★ (05, Drama) The death of a brilliant mathematician. (1:45) 'PG-13' (AC, AL, SC) (HD) **CINE2** Wed. 10:55 p.m.

The Proposal ★★★ (09, Comedy) Sandra Bullock. A boss marries to avoid deportation. (1:50) 'PG-13' (AL, N, SC) (HD) **ENCORE** Sun. 2:10 p.m.

Q

The Quiet American ★★★ (03, Drama) Michael Caine. Love triangle in 1950s Saigon. (1:45) 'R' (AL, V) (HD) **CINE2** Sat. 10:40 a.m.

R

Rain Man ★★★½ (88, Drama) Dustin Hoffman. A hustler kidnaps his brother. (2:15) 'R' (HD) **SHOW** Mon. 10:15 a.m., Thu. 7:25 a.m., Fri. 3:00 a.m.

Rampage ★★½ (18, Action) Dwayne Johnson. Giant animals wreak havoc on a city. (1:50) 'PG-13' (AC, AL, V) (HD) **HBO** Tue. 3:10 p.m. **HBO2** Thu. 1:00 p.m., 11:15 p.m.

Ready Player One ★★★ (18, Science Fiction) Tye Sheridan. Virtual reality users seek a fortune. (2:20) 'PG-13' (AC, AL, AS, BN) (HD) **HBO** Sun. 9:55 a.m., Mon. 12:40 a.m., Sat. 3:30 p.m. **HBO2** Thu. 5:40 p.m. **HBO3** Tue. 9:00 p.m.

Real Steel ★★★ (11, Science Fiction) Hugh Jackman. Former fighter designs a robot boxer. (2:28) 'PG-13' (AL, V) **TBS** Wed. 11:34 p.m.

Remember the Night ★★★½ (40, Comedy) Barbara Stanwyck. A shoplifter goes home with an official. (2:00) 'NR' (HD) **TCM** Sat. 8:00 p.m.

Remember the Titans ★★★½ (00, Drama) Denzel Washington. Coach unites his divided football team. (2:30) 'PG' (AL) (HD) **PARMT** Tue. 11:00 p.m.

Repo Men ★★½ (10, Science Fiction) Jude Law. Corporate agents repossess organs. (1:55) 'R' (AL, GV, N, SC) (HD) **CINE** Thu. 12:50 p.m.

The Rich Are Always with Us ★★★ (32, Comedy) Bette Davis. A socialite feels guilt over ex-husband. (1:30) 'NR' **TCM** Wed. 7:30 a.m.

Rififi ★★★½ (55, Crime) Jean Servais. Crooks attempt a daring jewel robbery. (2:15) 'NR' **TCM** Mon. 7:45 a.m.

Rising ★★★ (18, Drama) Surela Basu. Muslim family faces flood and bias. (0:10) 'NR' (HD) **SHOW** Thu. 6:50 p.m.

Romeo and Juliet ★★½ (13, Romance) Hailee Steinfeld. A tragic love story of enemy families. (2:00) 'PG-13' (MT, V) (HD) **CINE** Mon. 6:05 a.m., Thu. 7:15 a.m.

Rudolph's Shiny New Year ★★★ (76, Holiday) Red Skelton. Rudolph searches for the New Year baby. (1:15) 'NR' (HD) **AMC** Mon. 3:30 p.m., Fri. 3:30 p.m.

Rush Hour 2 ★★★ (01, Action) Jackie Chan. Detectives investigate a conspiracy. (1:35) 'PG-13' (AL, SC, V) (HD) **CINE2** Next Sun. 2:15 a.m.

S

Safe House ★★★ (12, Action) Denzel Washington. A CIA rookie is left with a rogue agent. (2:30) 'R' (GL, GV) (HD) **TNT** Tue. 3:00 p.m.

San Andreas ★★★ (15, Action) Dwayne Johnson. Rescue attempt after an earthquake. (2:30) 'PG-13' (AL, MT, MV) (HD) **USA** Fri. 6:00 p.m.

Santa Con ★★½ (14, Holiday) Barry Watson. A con-man Santa tries to keep a promise. (2:00) 'NR' (HD) **LIFE** Mon. 8:00 a.m.

Scarface ★★★½ (83, Crime) Al Pacino. The rise and fall of a crime boss. (3:00) 'R' (AC, AL, BN, GV) (HD) **SHOW** Next Sun. 2:30 a.m.

The School of Rock ★★★ (03, Comedy) Jack Black. Unconventional substitute teacher. (2:30) 'PG-13' (AC, AH) **BRAVO** Sat. 10:30 a.m., 11:00 p.m.

School Ties ★★★ (92, Drama) Brendan Fraser. A Jewish teen must hide his faith. (2:00) 'PG-13' (AL) (HD) **SHOW** Mon. 8:15 a.m.

Scrooged ★★★ (88, Comedy) Bill Murray. TV executive gets attitude adjustment. (1:43) 'PG-13' (HD) **ENCORE** Sat. 12:28 a.m., 9:44 a.m.

The Secret Life of Walter Mitty ★★★½ (13, Adventure) Ben Stiller. Daydreamer embarks on fantastic journey. (2:30) 'PG' (HD) **FX** Tue. 9:00 a.m., Wed. 7:00 a.m.

Self/Less ★★★ (15, Thriller) Ryan Reynolds. Man's mind transferred to cadaver. (2:00) 'PG-13' (AL, SC, V) (HD) **CINE2** Tue. 5:00 p.m.

17 Again ★★½ (09, Comedy) Zac Efron. Man gets second chance to be young. (1:45) 'PG-13' (AL, SC) (HD) **HBO** Tue. 8:15 a.m. **HBO3** Fri. 3:25 p.m.

The Shack ★★★ (17, Drama) Sam Worthington. Trio of strangers change man's life. (2:15) 'PG-13' (V) (HD) **CINE** Wed. 3:15 a.m.

Shakespeare in Love ★★★ (99, Romance) Gwyneth Paltrow. An actress disguises herself as a man. (2:05) 'R' (SC) (HD) **CINE** Sun. 9:00 a.m., Fri. 8:20 a.m.

She Done Him Wrong ★★★ (33, Comedy) Mae West. A sultry singer runs afoul of criminals. (1:30) 'NR' (HD) **TCM** Sun. 11:30 a.m.

Sherlock Holmes ★★★½ (09, Action) Robert Downey Jr. Dead, killer occult leader returns. (2:15) 'PG-13' (AC, V) (HD) **HBO2** Sun. 6:30 a.m., Wed. 11:40 a.m., Sat. 8:30 p.m.

Shine ★★★½ (96, Drama) Armin Mueller-Stahl. Mentally ill man finds solace in music. (1:50) 'PG-13' (MT, N, SC) (HD) **HBO3** Fri. 4:15 a.m., Sat. 6:00 a.m.

The Shop Around the Corner ★★★½ (40, Comedy) Margaret Sullavan. Feuding co-workers share a romance. (2:00) 'NR' **TCM** Sun. 6:00 a.m.

Show Boat ★★★ (36, Musical) Irene Dunne. A woman becomes a singing star. (2:00) 'NR' **TCM** Thu. 7:30 a.m.

Shrek 2 ★★★ (04, Fantasy) Julie Andrews. Ogre meets his in-laws. (1:35) 'PG' (AH) (HD) **HBO** Sat. 9:55 a.m.

The Silence of the Lambs ★★★★ (91, Thriller) Jodie Foster. An FBI agent seeks a psychopath's help. (2:00) 'R' (HD) **CINE2** Sat. 8:40 a.m.

Sinister 2 ★★½ (15, Horror) James Ransone. Young family's rural home is haunted. (1:40) 'R' (AL, GV) (HD) **CINE2** Fri. 1:45 p.m.

Sleight ★★½ (17, Drama) Jacob Latimore. Boy must rescue his little sister. (1:30) 'R' (AC, AL, V) (HD) **HBO2** Wed. 4:10 a.m.

Snow Bride ★★★ (13, Holiday) Katrina Law. Tabloid journalist finds gossip. (2:00) 'NR' (HD) **HALL** Mon. 1:00 p.m.

The Social Network ★★★½ (10, Drama) Jesse Eisenberg. Man is sued over top website's concept. (2:03) 'PG-13' (AC, AL, SC) (HD) **ENCORE** Tue. 2:52 a.m., 6:57 p.m.

Something the Lord Made ★★★½ (04, Drama) Alan Rickman. A surgeon takes credit for an invention. (1:50) 'NR' (HD) **HBO** Fri. 5:30 a.m.

The Sound of Music ★★★½ (65, Musical) Julie Andrews. A novice nun becomes a governess. (4:00) 'NR' (HD) **WFTS** Sun. 7:00 p.m. **WWSB** Sun. 7:00 p.m. **WZVN** Sun. 7:00 p.m.

The Spirit of Christmas ★★★½ (15, Holiday) Jen Lilley. Lawyer helps ghost learn how he died. (2:00) 'NR' (HD) **LIFE** Wed. 2:00 p.m.

Splash ★★★ (84, Comedy) Tom Hanks. Mermaid's tale of love & its hassles. (1:50) 'PG' (HD) **SHOW** Tue. 8:10 a.m.

Split ★★★½ (17, Thriller) James McAvoy. Mentally ill man kidnaps three girls. (2:00) 'PG-13' (AL, V) (HD) **CINE** Mon. 2:05 a.m., Fri. 12:00 p.m.

Spotlight ★★★½ (15, Drama) Mark Ruffalo. Team uncovers sexual abuse cover-up. (2:10) 'R' (AL, MT) (HD) **SHOW** Sat. 8:00 p.m.

Stars in My Crown ★★★½ (50, Western) Joel McCrea. New minister in town faces trouble. (1:45) 'G' **TCM** Sat. 6:00 a.m.

Star Trek Beyond ★★★½ (16, Science Fiction) Chris Pine. Enterprise crashes on strange planet. (3:00) 'PG-13' (V) (HD) **PARMT** Sat. 6:00 p.m., 9:00 p.m.

Star Wars: Episode II: Attack of the Clones ★★★ (02, Science Fiction) Ewan McGregor. Fallen Jedi plots the Republic's demise. (3:06) 'PG' (V) (HD) **TNT** Sun. 6:18 a.m.

Star Wars: Episode III: Revenge of the Sith ★★★½ (05, Science Fiction) Ewan McGregor. Anakin Skywalker becomes Darth Vader. (3:04) 'PG-13' (V) (HD) **TNT** Sun. 9:24 a.m.

Star Wars: Episode IV - A New Hope ★★★★ (77, Science Fiction) Mark Hamill. A farm boy is thrust into galactic war. (2:45) 'PG' (HD) **TNT** Sun. 12:28 p.m., Mon. 12:00 a.m.

Star Wars: Episode V: The Empire Strikes Back ★★★★ (80, Science Fiction) Mark Hamill. Darth Vader searches for Luke. (2:47) 'PG' (V) (HD) **TNT** Sun. 3:13 p.m.

Star Wars: Episode VI: Return of the Jedi ★★★½ (83, Adventure) Mark Hamill. The last stand against the Empire. (3:00) 'PG' (HD) **TNT** Sun. 6:00 p.m.

Star Wars: The Force Awakens ★★★½ (15, Science Fiction) Daisy Ridley. Rise of a new regime threatens galaxy. (3:00) 'PG-13' (V) (HD) **TNT** Sun. 9:00 p.m.

State of Play ★★★ (09, Thriller) Russell Crowe. Writer sees political, corporate scheme. (2:10) 'PG-13' (AC, AL, SC, V) (HD) **HBO2** Tue. 8:00 a.m.

Step Up ★★★ (06, Drama) Channing Tatum. Teens share dancing and love. (1:50) 'PG-13' (AC, MV) (HD) **HBO2** Thu. 6:15 a.m.

Stingaree ★★★ (34, Musical) Irene Dunne. Singer falls in love with a highwayman. (1:30) 'NR' **TCM** Thu. 6:00 a.m.

Sunshine ★★★ (07, Thriller) Cillian Murphy. Scientists journey to reignite the sun. (1:50) 'R' (AL, V) (HD) **CINE** Sat. 11:50 p.m.

Swing Time ★★★½ (36, Musical) Fred Astaire. A dancer falls for his teacher. (2:00) 'NR' (HD) **TCM** Tue. 10:15 a.m.

T

T2: Trainspotting ★★★½ (17, Drama) Ewan McGregor. Friends back together after 20 years. (2:01) 'R' (AC, AL, N, SSC) (HD) **ENCORE** Mon. 3:37 a.m., 5:31 p.m., Tue. 12:52 a.m.

Table 19 ★★½ (17, Comedy) Anna Kendrick. Table full of odd, unlike strangers. (1:30) 'PG-13' (AC, AL, BN, SC) (HD) **HBO2** Mon. 5:15 a.m., Sat. 5:30 a.m.

Taken ★★★ (09, Action) Liam Neeson. Retired agent seeks abducted daughter. (1:30) 'PG-13' (AL, AS, MT, SC) (HD) **HBO** Mon. 10:05 p.m., Next Sun. 12:15 a.m. **HBO3** Thu. 3:10 p.m., Fri. 12:30 a.m.

The Terminal ★★★ (04, Drama) Tom Hanks. A man is stranded inside NYC airport. (2:15) 'PG-13' (AL, MV) (HD) **HBO** Fri. 11:30 a.m. **HBO3** Tue. 11:20 p.m.

There's Something About Mary ★★★ (98, Comedy) Cameron Diaz. A man hires a detective to find a woman. (2:00) 'R' (AL, SC) (HD) **HBO** Sun. 6:45 p.m. **HBO2** Wed. 8:35 p.m., Next Sun. 1:20 a.m.

The Third Man ★★★½ (49, Thriller) Joseph Cotten. A man finds mystery in post-WWII Vienna. (2:00) 'NR' (HD) **TCM** Sun. 6:00 p.m.

Thirteen Days ★★★ (01, Drama) Shawn Driscoll. Chaos of 1962 Cuban Missile Crisis. (2:25) 'PG-13' (AL) (HD) **CINE2** Mon. 8:50 a.m., Sat. 2:40 p.m.

Thoroughbreds ★★★ (18, Drama) Olivia Cooke. Child friends reunite in Connecticut. (1:35) 'R' (AC, AL, GV) (HD) **CINE** Thu. 4:50 p.m. **CINE2** Wed. 12:45 a.m.

Three Billboards Outside Ebbing, Missouri ★★★ (17, Comedy) Frances McDormand. Mother clashes with police department. (2:00) 'R' (AC, AH, AL, V) (HD) **HBO3** Fri. 7:00 p.m.

A Time to Kill ★★★ (96, Drama) Sandra Bullock. Attorney represents a vengeful father. (2:35) 'R' (GL, V) (HD) **CINE2** Fri. 11:10 a.m.

The Time Traveler's Wife ★★★ (09, Romance) Rachel McAdams. Wary time traveler must save marriage. (1:50) 'PG-13' (MT, N, SC) (HD) **CINE2** Wed. 4:15 a.m.

Tomb Raider ★★★ (18, Action) Alicia Vikander. A daughter goes on a mission. (2:00) 'PG-13' (AC, AL, V) (HD) **HBO** Mon. 5:30 p.m., Sat. 9:45 p.m. **HBO2** Sun. 10:45 a.m., Wed. 12:30 a.m.

Top Hat ★★★½ (35, Musical) Fred Astaire. Mistaken identity inhibits a romance. (1:45) 'NR' (HD) **TCM** Sat. 2:30 a.m.

Toy Story ★★★½ (95, Comedy) Tom Hanks. Rival toys try to escape from a bully. (2:00) 'G' (HD) **FREE** Sun. 12:00 p.m.

Toy Story 2 ★★★½ (99, Comedy) Tom Hanks. Woody is sold to a toy collector. (2:05) 'G' (HD) **FREE** Sun. 2:00 p.m.

Toy Story 3 ★★★★ (10, Comedy) Tom Hanks. The toys are donated to a daycare. (2:30) 'G' (HD) **FREE** Sun. 4:05 p.m.

Trading Places ★★★ (83, Comedy) Dan Aykroyd. Rich man and street hustler swap lives. (2:40) 'R' (AC, GL, MV, N) (HD) **COM** Sat. 7:20 p.m.

Traffik ★★★ (18, Thriller) Paula Patton. A travelling couple faces a biker gang. (1:40) 'R' (AC, AL, GV, SC) (HD) **HBO2** Fri. 2:35 a.m.

Transformers: Age of Extinction ★★½ (14, Action) Mark Wahlberg. Man and daughter make discovery. (3:30) 'PG-13' (AL, V) (HD) **FX** Sat. 8:00 p.m.

Transformers: Dark of the Moon ★★½ (11, Action) Shia LaBeouf. The Autobots battle the Decepticons. (3:30) 'PG-13' (AC, AL, SC, V) (HD) **FX** Sat. 4:30 p.m.

Airing Sunday at 7 p.m. on ABC, "The Sound of Music" stars Julie Andrews as the young Austrian novice Maria, whose studies toward becoming a nun are interrupted when she is sent to serve as governess to the children of the widowed Capt. von Trapp (Christopher Plummer).

Transformers: Revenge of the Fallen ★★½ (09, Action) Shia LaBeouf. Evil robots seek artifact to be rulers. (3:00) 'PG-13' (AL, AS, SC, V) (HD) **FX** Sat. 1:30 p.m.

Tremors ★★★ (90, Horror) Kevin Bacon. People attacked by flesh-eating worms. (1:40) 'PG-13' (HD) **ENCORE** Wed. 12:38 a.m., 9:59 a.m., 7:22 p.m.

Trolls ★★★ (16, Comedy) Anna Kendrick. Trolls must rescue friends from Bergens. (2:00) 'PG' (AH) (HD) **FX** Fri. 8:00 p.m., 10:00 p.m.

True Grit ★★★ (69, Western) John Wayne. Men help girl find her father's killer. (2:11) 'G' (AC, AL, V) (HD) **ENCORE** Sun. 10:00 a.m.

True Romance ★★★½ (93, Crime) Christian Slater. Two people find love and violence. (2:00) 'R' (AC, AL, SC, V) (HD) **SHOW** Fri. 1:00 a.m.

Trumbo ★★★ (15, Drama) Bryan Cranston. Writer Dalton Trumbo fights injustice. (2:07) 'R' (AL, SC) (HD) **ENCORE** Sun. 6:07 a.m.

Turbo ★★½ (13, Comedy) Ryan Reynolds. Garden snail dreams of being fast. (2:00) 'PG' (HD) **FX** Sun. 8:30 a.m.

12 Dates of Christmas ★★½ (11, Comedy) Amy Smart. Woman is stuck in circular "time warp.". (2:00) (HD) **FREE** Wed. 12:00 a.m.

12 Strong ★★★ (18, Action) Chris Hemsworth. Green Berets try to capture Taliban city. (2:15) 'R' (AL, V) (HD) **CINE2** Thu. 1:25 p.m.

21 Jump Street ★★★ (12, Comedy) Jonah Hill. Two cops go undercover as students. (2:30) 'R' (AL, SC, V) (HD) **FX** Wed. 5:30 p.m., Thu. 9:00 a.m.

22 Jump Street ★★★ (14, Comedy) Jonah Hill. Officers go undercover at local college. (2:30) 'R' (AC, AL, BN, SC) (HD) **FX** Wed. 8:00 p.m., 10:30 p.m.

U

Uncle Buck ★★★ (89, Comedy) John Candy. Irresponsible man becomes a babysitter. (2:15) 'PG' (HD) **AMC** Wed. 1:00 a.m., 12:45 p.m.

Underworld ★★★ (03, Horror) Kate Beckinsale. Medical student sought in war of undead. (2:00) 'R' (AC, AL, V) (HD) **HBO2** Sun. 8:45 a.m.

The Untouchables ★★★½ (87, Drama) Kevin Costner. Idealistic fed battles underworld crime. (1:59) 'R' **SHOW** Mon. 3:00 a.m.

U.S. Marshals ★★★ (98, Thriller) Tommy Lee Jones. A marshal seeks an escaped fugitive. (2:15) 'PG-13' (AC, AL, V) (HD) **HBO** Thu. 9:45 a.m.

V

Vanilla Sky ★★★ (01, Drama) Tom Cruise. A rich man experiences lucid dreams. (2:20) 'R' (AL, SC) (HD) **HBO2** Thu. 3:55 a.m. **HBO3** Sun. 4:15 p.m., Sat. 11:00 p.m.

The Verdict ★★★ (82, Drama) Paul Newman. An alcoholic lawyer seeks redemption. (2:10) 'R' (AC, AL, MV) (HD) **HBO3** Next Sun. 3:35 a.m.

A Very Harold & Kumar 3D Christmas ★★½ (11, Comedy) John Cho. Locating a replacement tree in New York. (2:00) 'R' (AC, AL, N, SSC) (HD) **FX** Thu. 6:00 p.m., Fri. 12:00 a.m.

A Very Merry Mix Up ★★½ (13, Holiday) Alicia Witt. A woman joins the wrong family. (2:00) 'NR' (HD) **HALL** Sat. 6:00 a.m.

Vivacious Lady ★★★ (38, Comedy) Ginger Rogers. A professor hides his hasty marriage. (1:45) 'NR' (HD) **TCM** Tue. 1:45 p.m.

W

The War ★★★ (94, Drama) Elijah Wood. Two kids face neighborhood bullies. (2:08) 'PG-13' (AC) (HD) **ENCORE** Fri. 8:00 a.m., 5:06 p.m., Sat. 2:11 a.m.

War for the Planet of the Apes ★★★ (17, Action) Andy Serkis. Apes fight humans for Earth's future. (2:25) 'PG-13' (AC, V) (HD) **CINE** Fri. 7:35 p.m., 11:00 p.m.

The Water Diviner ★★★ (14, Drama) Russell Crowe. Man looks for sons in Turkey. (1:55) 'R' (AC, V) (HD) **CINE2** Tue. 8:30 a.m.

The Way We Were ★★★ (73, Romance) Barbra Streisand. Love doomed by political differences. (2:15) 'PG' (AC, AL, MV) (HD) **TCM** Fri. 10:15 p.m.

The Wedding Ringer ★★★ (15, Comedy) Kevin Hart. Groom hires fake wedding entourage. (2:00) 'R' (AC, AL, BN, SC) (HD) **E!** Sun. 7:00 a.m., Mon. 2:00 a.m.

West Side Story ★★★½ (61, Musical) Natalie Wood. Gang rivalry impedes a love affair. (2:35) 'NR' (HD) **CINE2** Thu. 6:30 a.m.

What's Eating Gilbert Grape ★★★½ (94, Drama) Johnny Depp. A man tries to find time for himself. (2:00) 'PG-13' (MT) (HD) **SHOW** Sun. 6:10 a.m., Thu. 3:00 p.m.

White Christmas ★★★ (54, Holiday) Bing Crosby. Army buddies perform at a Vermont inn. (2:45) 'NR' (HD) **AMC** Mon. 3:15 a.m., Thu. 9:00 a.m., Sat. 2:15 a.m.

White Heat ★★★½ (49, Crime) James Cagney. A mother-obsessed mobster plots a heist. (2:00) 'NR' (V) (HD) **TCM** Mon. 6:00 p.m.

Willy Wonka and the Chocolate Factory ★★★½ (71, Musical) Gene Wilder. Boy wins tour of chocolate factory. (2:30) 'G' (HD) **AMC** Tue. 12:00 a.m., 4:30 p.m.

Wilson ★★½ (17, Comedy) Woody Harrelson. Man tries to connect with daughter. (1:35) 'R' (AC, AL, SC) (HD) **CINE** Wed. 8:25 a.m., Fri. 6:00 p.m.

Window Wonderland ★★★ (13, Holiday) Naomi Judd. Woman competes against her co-worker. (2:00) 'NR' (HD) **HALL** Fri. 4:00 a.m.

A Wish for Christmas ★★½ (16, Romance) Lacey Chabert. Santa Claus visits an office worker. (2:00) (HD) **HALL** Tue. 8:00 a.m.

Witness ★★★ (85, Drama) Harrison Ford. A cop enters an Amish community. (2:00) 'R' (AL, N, V) (HD) **SHOW** Wed. 5:15 a.m. **WWSB** Sun. 11:30 p.m.

The Wizard of Oz ★★★½ (39, Fantasy) Judy Garland. Transported to a magical land. (2:15) 'NR' (HD) **TNT** Fri. 7:30 p.m., Sat. 8:00 p.m.

The Wolfman ★★½ (10, Horror) Benicio Del Toro. A man is cursed to be a werewolf. (1:45) 'R' (GV) (HD) **CINE2** Thu. 3:45 a.m., Fri. 10:55 p.m.

Woman of the Year ★★★½ (42, Comedy) Spencer Tracy. Writers with nothing in common try love. (2:15) 'NR' (HD) **TCM** Tue. 5:45 p.m.

Wonder Woman ★★★½ (17, Action) Gal Gadot. Princess of the Amazons leads battle. (2:25) 'PG-13' (AC, V) (HD) **HBO** Fri. 5:35 p.m. **HBO2** Sun. 12:45 p.m., Wed. 2:10 p.m.

X

X2 ★★★½ (03, Adventure) Patrick Stewart. A madman plans mutant genocide. (2:15) 'PG-13' (AL, V) (HD) **CINE** Wed. 10:55 p.m., Sat. 2:55 p.m.

X-Men: Apocalypse ★★★½ (16, Action) James McAvoy. Professor X and team must save mankind. (3:00) 'PG-13' (AL, V) (HD) **FX** Sun. 2:00 p.m.

X-Men: Days of Future Past ★★★½ (14, Action) Hugh Jackman. X-Men fight to prevent dooming event. (3:30) 'PG-13' (AL, N, V) (HD) **FX** Sun. 10:30 a.m., Mon. 7:00 a.m.

X-Men: The Last Stand ★★★ (06, Action) Hugh Jackman. A "cure" for mutants provokes war. (1:49) 'PG-13' (AL, SC, V) (HD) **ENCORE** Tue. 10:49 p.m., Wed. 1:24 p.m.

Y

Yo, robot ★★★ (04, Ciencia ficción) Will Smith. Los robots pueden controlar el mundo. (2:30) 'PG-13' (BN) (HD) **WVEA** Sun. 6:00 p.m.

You've Got Mail ★★★ (98, Romance) Tom Hanks. An unlikely Internet romance. (2:00) 'PG' (AL) (HD) **HBO2** Tue. 8:00 p.m.

Z

Zombieland ★★★½ (09, Horror) Woody Harrelson. Gang kills zombies to find last refuge. (1:30) 'R' (AL, GV) (HD) **ENCORE** Sun. 7:30 p.m.