

# PHILIPS

Professional  
Display Solutions

## Innovations on Display

Product overview 2017 H1 - EMEA



# Professional display solutions

## Corporate

Communicate with your employees, welcome visitors, or impress new clients with a large format screen.



## Retail

Upgrade the customer experience and promote your brand with dynamic, eye catching displays.



## Education

Improve communication with students, faculty, and visitors with everything from digital signage to interactive touchscreens.



## Food & Beverage

Quickly communicate your menu or promote specials with attention grabbing digital menu boards.





# Professional display solutions


## Hospitality

Make the guest experience comfortable with personalized displays throughout the building.



## Public Venues

Maximize the viewing experience and generate revenue through advertising and promotion.



## Healthcare

Provide a safe and clean viewing experience for your visitors with a specialized display.



## Transportation

Guide travellers to their destination by using high visibility displays or interactive touch screens.



# Game Changing Innovations

## Powered by Android™

Faster, smarter, more intuitive professional displays, integrated with Android.

### Benefits for Partners

- Use a native App or a web App to play and control content
- Developers can debug their App directly from the display
- Control all aspects of the screen

### Benefits for End-Users

- Android SoC (System-on-Chip) provides stable and secure 24/7 operation
- Low cost integration for existing third-party signage solutions
- Simple and intuitive to use

### Benefits for hospitality guests

- A clean, intuitive user interface
- Faster speed when it comes to guest interaction



Powered  
by Android™



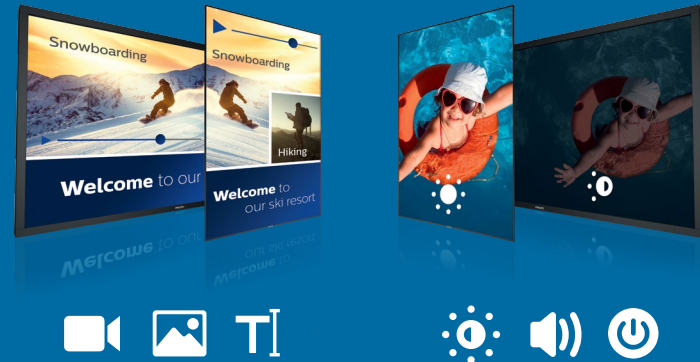
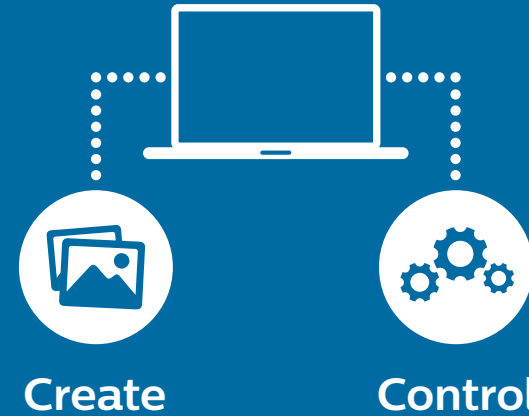
# Game Changing Innovations



## Take Control of Your Displays

A display management platform that works seamlessly across the Philips Professional Display lineup.

- Consolidate your display management system into a single interface
- Intuitive drag and drop layout
- Distribute content immediately or schedule it for later
- Control multiple displays from one location
- Update software, settings, or content from a centralized location



# Signage Specifications



Q-Line



D-Line



\*3 year advanced exchange warranty

	BDL3230QL	BDL4330QL BDL4335QL	BDL4830QL BDL4835QL	BDL5530QL BDL5535QL	65BDL3000Q	32BDL4050D	43BDL4050D	49BDL4050D	55BDL4050D	65BDL4050D		
Picture/Display	Diagonal Size	32"	43"	48"	55"	65"	32"	43"	49"	55"	65"	
	Backlight Type	Direct-Lit LED					Direct-Lit LED	Edge-lit LED				
	Placement	Landscape (16 Hours - 50,000 MTBF), Portrait (12 Hours - 50,000 MTBF)					Portrait, Landscape (24 Hours - 50,000 MTBF)					
	Resolution	1920 x 1080					1920 x 1080					
	Panel Technology	IPS	MVA	MVA	IPS	MVA	IPS					
	Contrast Ratio	1400:1	3000:1	4000:1	1200:1	4000:1	1100:1	1100:1	1100:1	1100:1	1300:1	
	Dynamic Contrast Ratio	500,000:1	500,000:1	500,000:1	500,000:1	500,000:1	500,000:1	500,000:1	500,000:1	500,000:1	500,000:1	
	Response Time	8 ms	6.5 ms	8 ms	9 ms	8 ms	10 ms	12 ms	12 ms	12 ms	10 ms	
	Viewing Angles	178 / 178 degree	178 / 178 degree	178 / 178 degree	178 / 178 degree	178 / 178 degree	178 / 178 degree	178 / 178 degree	178 / 178 degree	178 / 178 degree	178 / 178 degree	
	Display Colors	16.7 Million	16.7 Million	1.07 Billion	16.7 Million	16.7 Million	16.7 Million	16.7 Million	16.7 Million	16.7 Million	16.7 Million	
	Brightness	350 cd/m2	350 cd/m2	350 cd/m2	350 cd/m2	350 cd/m2	400 cd/m2	450 cd/m2	450 cd/m2	450 cd/m2	450 cd/m2	
Protective Glass												
Touch Technology												
Touch Points												
Power Consumption	50 W	87 W	115 W	141 W	176 W	44 W	52 W	55 W	64 W	99 W		
Connectivity	Video Input	DVI-D, HDMI, Component, Composite, VGA (Analog D-Sub), USB				DisplayPort, DVI-D, VGA (Analog DSub), Component, Composite, USB, HDMI	DisplayPort (1.2), HDMI (x2), DVI-D, VGA (Analog D-Sub), USB	DisplayPort (1.2), HDMI (x2), DVI-D, USB, VGA (via DVI)				
	Video Output	N/A				DisplayPort, DVI-I, VGA (via DVI-D)	DisplayPort, DVI-I, VGA (Analog DSub)	DisplayPort, DVI-I, VGA (via DVI-D)				
	Audio Input	3.5 mm jack, Audio Left/Right (RCA)					3.5 mm jack, Audio Left/Right (RCA)					
	Audio Output	Audio Left/Right (RCA), 3.5mm jack					Audio Left/Right (RCA), External speaker connector					
	Internal Speaker	2 x 10W RMS					2 x 10W RMS					
External Control	RJ45, RS232C (in/out) 2.5 mm jack, IR (in/out) 3.5 mm jack				RJ45, RS232C (in/out) 2.5 mm jack, IR (in/out) 3.5 mm jack	RJ45, WiFi, RS232C (in/out) 2.5 mm jack, IR (in/out) 3.5 mm jack						
Extra Connections						WiFi, USB/2A, Micro USB	mPCIe slot, WiFi, USB/2A, Micro USB	mPCIe slot, WiFi, USB/2A, Micro USB	mPCIe slot, WiFi, USB/2A, Micro USB	mPCIe slot, WiFi, USB/2A, Micro USB		
Physical Specifications	Dimensions (WxHxD)	726.5 x 425.4 x 63.6 mm	968.2 x 559.4 x 59.9 mm	1081.8 x 623.4 x 59.9 mm	1238.6 x 711.1 x 59.9 mm	1458.7 x 834.7 x 52.20 mm	724.80 x 424.30 x 56.40 mm	965.00 x 559.30 x 45.50 mm	1097.60 x 633.90 x 45.50 mm	1233.40 x 710.30 x 45.50 mm	1452.0 x 833.1 x 63.5 mm	
	Bezel Width	(T/L/R) 11.9 mm / (B) 17.2 mm	(T/L/R) 11.9 mm / (B) 14.9 mm	(T/L/R) 11.9 mm / (B) 14.7 mm	(T/L/R) 12.6 mm / (B) 14.5 mm	(T/L/R) 13.9 / 14.9 (B) mm	10.6 (T/L/R), 15.6 (B) mm	9.5 (T/L/R) x 15.6 (B) mm	9.5 (T/L/R) x 15.6 (B) mm	9.5 (T/L/R) x 15.6 (B) mm	9.5 (T/L/R) x 15.6 (B) mm	
	Vesa Mount	100 x 100 mm, 200 x 200 mm, M4	200 x 200 mm, 400 x 400 mm, M6	200 x 200 mm, 400 x 400 mm, M6	400 x 200 mm, 400 x 400 mm, M6	400 x 400 mm, M6	200 x 200 mm, M6	400 x 400 mm, M6	400 x 400 mm, M6	400 x 400 mm, M6	400 x 400 mm, M6	
	Smart Insert Mount	N/A	N/A	N/A	N/A	100 x 100 mm, 100 x 200 mm	N/A	N/A	N/A	N/A	100 x 100 mm, 100 x 200 mm	
	Weight (in KG)	5.20 kg	8.70 kg	11.52 kg	16 kg	24.8 kg	6 kg	10.70 kg	14.7 kg	18.0 kg	29.8 kg	

# Signage Specifications

\*3 year advanced exchange warranty



H-Line

Model	42BDL5055P	42BDL5057P	49BDL5055P	49BDL5057P	55BDL5055P	55BDL5057P	BDL4780VH
Diagonal Size	42"	42"	49"	49"	55"	55"	47"
Backlight Type	E-LED						Direct-Lit LED
Placement	Portrait, Landscape (24 Hours - 60,000 MTBF)						Portrait, Landscape (24 Hours - 60,000 MTBF)
Resolution	1920 x 1080						1920 x 1080
Panel Technology	IPS 10 bit	IPS 10 bit	IPS 10 bit	IPS 10 bit	IPS 10 bit	IPS 10 bit	IPS 10 bit
Contrast Ratio	1300:1	1300:1	1300:1	1300:1	1300:1	1300:1	1300:1
Dynamic Contrast Ratio	500000:1	500000:1	500000:1	500000:1	500000:1	500000:1	500,000:1
Response Time	8ms	8ms	8ms	8ms	8ms	8ms	10 ms
Viewing Angles	178x178	178x178	178x178	178x178	178x178	178x178	178 / 178 degree
Display Colors	1.07 Billion	1.07 Billion	1.07 Billion	1.07 Billion	1.07 Billion	1.07 Billion	1.07 Billion
Brightness	500cd/m2	700cd/m2	500cd/m2	700cd/m2	500cd/m2	700cd/m2	2,000 cd/m2
Protective Glass							
Touch Technology							
Touch Points							
Power Consumption	71.08 W (EPA 7.0)	83.32 W (EPA 7.0)	82.08 W (EPA 7.0)	99.83 W (EPA 7.0)	90.93 W (EPA 7.0)	95.98 W (EPA 7.0)	160 W
Video Input	VGA, HDMI, DVI, DP, USB, OPS	VGA, HDMI, DVI, DP, USB, OPS	VGA, HDMI, DVI, DP, USB, OPS	VGA, HDMI, DVI, DP, USB, OPS	VGA, HDMI, DVI, DP, USB, OPS	VGA, HDMI, DVI, DP, USB, OPS	VGA, HDMI (2), DVI, DP, USB, BNC, HDBaset, OPS
Video Output	Display Port; DVI-I; VGA						VGA, DVI, DP
Audio Input	3.5 mm jack, Audio Left / right (RCA)						3.5-mm jack, Audio Left/Right (RCA)
Audio Output	External speakers, audio left/right						Audio Left/Right (RCA), External speaker connector
Internal Speaker	2 x 10W RMS						2 x 10 W
External Control	IR (in/out), 3.5 mm jack, RJ45, RS232C						RJ45, RS232C (in/out) 2.5 mm, jack, IR (in/out) 3.5 mm jack
Extra Connections	Micro SD, Micro USB, mPCIe, USB power outlet, AC out						
Dimensions (WxHxD)	946.94 x 540.96 x 56.8 mm	946.94 x 540.96 x 56.8 mm	1097.28 x 632.46 x 45.72 mm	1097.28 x 632.46 x 45.72 mm	1228.6 x 693.4 x 56.8 mm	1228.6 x 693.4 x 56.8 mm	1076.20 x 620.59 x 132.10 mm
Bezel Width	5.9 mm	5.9 mm	5.9 mm	5.9 mm	5.9 mm	5.9 mm	15.6 mm
Vesa Mount	200 x 200 mm, M6	200 x 200 mm, M6	400 x 400 mm, M6	400 x 400 mm, M6	400 x 400 mm, M6	400 x 400 mm, M6	400 x 400 mm, M6
Smart Insert Mount	N/A	N/A	100 x 100 mm, 100 x 200 mm	N/A	100 x 100 mm, 100 x 200 mm	100 x 100 mm, 100 x 200 mm	100 x 100 mm, 100 x 200 mm
Weight (in KG)	15.5 kg	15.5 kg	14.7 kg	14.7 kg	25.2 kg	25.2 kg	24 kg

Picture/Display

Connectivity

Physical Specifications

# Signage Specifications



U-Line



X-Line

\*3 year advanced exchange warranty

Model	75BDL3000U	BDL8470QU	BDL8470EU	BDL9870EU	BDL4777XL BDL4777XH	BDL4988XC	BDL5588XC BDL5588XH	55BDL1005X 55BDL1007X
Diagonal Size	75"	84"	84"	98"	47"	49"	55"	55"
Backlight Type	E-LED				Direct-Lit LED			
Placement	Portrait, Landscape (24 Hours - 60,000 MTBF)		Portrait, Landscape (24 Hours - 50,000 MTBF)		Portrait, Landscape (24 Hours - 60,000 MTBF)			
Resolution	1920 x 1080							
Panel Technology	IPS 10 bit	IPS	IPS	IPS	IPS	IPS	IPS	IPS
Contrast Ratio	1200:1	1400:1	1400:1	1300:1	1400:1	1300:1	1400:1	1400:1
Dynamic Contrast Ratio	500,000:1	500,000:1	500,000:1	500,000:1	500,000:1	500,000:1	500,000:1	500,000:1
Response Time	8 ms	12 ms	12 ms	8 ms	12 ms	8 ms	12 ms	12 ms
Viewing Angles	178 / 178 degree	178 / 178 degree	178 / 178 degree	178 / 178 degree	178 / 178 degree	178 / 178 degree	178 / 178 degree	178 / 178 degree
Display Colors	1.07 Billion	1.07 Billion	1.07 Billion	1.07 Billion	1.07 Billion	1.07 Billion	1.07 Billion	1.07 Billion
Brightness	410 cd/m2	350 cd/m2	500 cd/m2	500 cd/m2	500 cd/m2   800cd/m2 (BDL4777XH)	450 cd/m2	500 cd/m2   700 cd/m2 (BDL5588XH)	500 cd/m2   700 cd/m2
Protective Glass								
Touch Technology								
Touch Points								
Power Consumption	197 W	400 W	400 W	500 W	86 W   110 W (BDL4777XH)	110 W	110 W   175 W (BDL5588XH)	tbc
Video Input	VGA, HDMI (3), DVI, DP, USB, HDBaseT, OPS, Component, Composite				VGA, HDMI, DVI, DP, Component, Composite, HDBaseT, OPS	VGA, HDMI (2), DVI, DP, Component, Composite HDBaseT, USB, OPS		
Video Output	DisplayPort				VGA (via DVI), DVI, OPS/HDMI (via DVI)	VGA (via DVI), DVI, DP, OPS/HDMI (via DVI)		
Audio Input	3.5 mm jack, Audio Left/Right (RCA)				3.5 mm jack, Audio Left/Right (RCA)			
Audio Output	3.5 mm jack, External speaker connector, SPDIF				Audio Left/Right (RCA), External speaker connector			
Internal Speaker	2 x 10 W (RMS)				2 x 10 W (RMS)			
External Control	RS232C (in/out) 2.5 mm jack, RJ45, IR (in/out) 3.5 mm jack				IR (in/out) 3.5 mm jack, RJ45, RS232C (in/out) D-Sub9	IR (in/out) 3.5 mm jack, RJ45, RS232C (in/out) 2.5 mm jack		
Extra Connections	AC out				AC out	AC out	AC out	AC out
Dimensions (WxHxD)	1676.60 x 955.0 x 73.80 mm	1910.0 x 1102.0 x 77.80 mm	1910.00 x 1102.00 x 77.80 mm	2193.20 x 1248.20 x 88.3 mm	1044.9 x 590.0 x 108.8 mm	1077.6 x 607.8 x 103.8 mm	1213.4 x 684.2 x 103.35 mm	1211.4 x 682.2 x 106.9mm
Bezel Width	12.50 mm	(R/L) 22.60 / (T/B) 25.60 mm	(R/L) 22.60 / (T/B) 25.60 mm	16 mm	3.2 + 1.7 mm	2.3 + 1.2 mm	2.3 + 1.2 mm	0.9 + 0.9 mm
Vesa Mount	600 x 400 mm, M8	600 x 500 mm, M8	600 x 500 mm, M8	800 x 500 mm, M8	400 x 400 mm, 400 x 200 mm, 200 x 200 mm, M6	400 x 400 mm, M6		
Smart Insert Mount	100 x 100 mm, 100 x 200 mm	100 x 100 mm, 100 x 200 mm	100 x 100 mm, 100 x 200 mm	100 x 100 mm, 100 x 200 mm	200 x 100 mm, 100 x 200 mm, M4	N/A	N/A	N/A
Weight (in KG)	53.3 kg	70 kg	70 kg	91.4 kg	25.5 kg	21.6 kg	29.2 kg	tbc

Picture/Display

Connectivity

Physical Specifications



# Signage Specifications



L-Line



T-Line

\*3 year advanced exchange warranty

Model	55BDL9025L	55BDL9018L	10BDL3051T	43BDL4051T	55BDL4051T	65BDL3051T	75BDL3010T	BDL8470QT
Diagonal Size	54.2"	54.2"	10"	43"	55"	65"	75"	84"
Backlight Type	LED	LED	Edge-Lit LED	Edge-Lit LED	Edge-Lit LED	Direct-Lit LED	Edge-Lit LED	Edge-Lit LED
Placement	Landscape (24 hours - 60,000 MTBF)		Portrait, Landscape	Portrait, Landscape (24 Hours - 50,000 MTBF)		Landscape (16 Hours - 50,000 MTBF), Portrait (12 Hours - 50,000 MTBF)		
Resolution	480 x 270	640 x 360	1280 x 800	1920 x 1080	1920 x 1080	1920 x 1080	3840 x 2160 (4K)	3840 x 2160 (4K)
Panel Technology	LED	LED	VA	IPS	IPS	MVA	IPS	IPS
Contrast Ratio	5000:1	5000:1	800:1	1100:1	1100:1	4000:1	1200:1	1400:01:00
Dynamic Contrast Ratio	500,000:1	500,000:1	50,000:1	500,000:1	500,000:1	500,000:1	500,000:1	500,000:1
Response Time	7680 Hz	7680 Hz	30 ms	12 ms	12 ms	8 ms	8 ms	12 ms
Viewing Angles	160 / 160 degree	160 / 160 degree	178 / 178 degree	178 / 178 degree	178 / 178 degree	178 / 178 degree	178 / 178 degree	178 / 178 degree
Display Colors	1.07 Billion	1.07 Billion	262 Thousand	16.7 Million	16.7 Million	1.07 Billion	1.07 Billion	1.07 Billion
Brightness	800 cd/m2	800 cd/m2	300 cd/m2	450 cd/m2	450 cd/m2	350 cd/m2	410 cd/m2	350 cd/m2
Protective Glass	N/A	N/A	Anti-reflective   Anti-glare security glass					
Touch Technology	N/A	N/A	Pcap	IR HID	IR HID	IR HID	IR HID	IR HID
Touch Points	N/A	N/A	5	10	10	10	10	10
Power Consumption	162 W (typ) 470 W (Max)	89.9 W (typ) 350 W (Max)	6 W	59 W	76 W	176 W	200 W	400 W
Video Input	hdmi (2x)	hdmi (2x)	N/A	DisplayPort, HDMI (x2), DVI-D, USB, VGA (via DVI)		DisplayPort (1,2), HDMI (x2), DVI-D, USB, VGA (via DVI), OPS		VGA, HDMI (3), DVI, DP, USB, HDBaseT, OPS, Component, Composite
Video Output	hdmi (2x)	hdmi (2x)	HDMI	DisplayPort, DVI-I, VGA (via DVI-D)		DisplayPort, DVI, VGA (via DVI-D)		DisplayPort
Audio Input	N/A	N/A	Audio Left/Right (RCA), 3.5 mm jack					
Audio Output	N/A	N/A	Audio Left/Right (RCA), External speaker connector					
Internal Speaker	N/A	N/A	2 x 2 W		2 x 10 W			
External Control	RJ45 / RJ25 (In/Out)	RJ45 / RJ25 (In/Out)	RJ45, IR (in/out) 3.5 mm jack, RS232C (in/out) 2.5 mm jack					
Extra Connections	Power daisy chain	Power daisy chain	USB, Micro SD, Power over Ethernet, Camera, Micro USB	mPCIe slot, WiFi, USB/2A, Micro USB	mPCIe slot, WiFi, USB/2A, Micro USB	AC out		
Dimensions (WxHxD)	1200.0 x 675.0 x 99.0 mm	1200.0 x 675.0 x 99.0 mm	261 x 167.2 x 29 mm	1002.6 x 590.8 x 91.4 mm	1271.0 x 741.8 x 91.4 mm	1492.40 x 867.40 x 99.80 mm	1709.70 x 988.60 x 92.50 mm	1926.0 x 1112.0 x 94.9 mm
Bezel Width	No Bezel	No Bezel	19.77 mm (L/R), 13.56 mm (B/T)	29.2 mm	29.2 mm	29.2 mm	29.2 mm	30.6 mm
Vesa Mount	1165 x 650, M6	1165 x 650, M6	75 x 75 mm, M4	400 x 400 mm, M6	400 x 400 mm, M6	400 x 400 mm, M6	600 x 400 mm, M8	600 x 500 mm, M8
Smart Insert Mount	N/A	N/A	N/A	N/A	N/A	100 x 100 mm, 100 x 200 mm, M6	100 x 100 mm, 100 x 200 mm, M6	100 x 100 mm, 100 x 200 mm, M6
Weight (in KG)	24.5 kg	24.5 kg	.71 kg	19.4 kg	31 kg	43.1 kg	75 kg	98.3 kg


Picture/Display

Connectivity

Physical Specifications

# Signage Features

\* Features may not be available on all models



Model	Q-Line	D-Line	P-Line	H-Line	U-Line	X-Line	L-Line	T-Line
CMND	✓	✓	✓	✓	✓	✓	✓	✓
Android		✓	✓					✓
Ambilight	✓							
Failover		✓	✓	✓	✓	✓		✓
Ultra-High Refresh Rate							✓	
True Black							✓	
Easy Install							✓	
Clinical D Image	✓	✓	✓	✓	✓	✓		✓
SmartPlayer	✓	✓	✓	✓	✓			✓
SmartInsert		✓	✓	✓	✓			✓
SmartPower	✓	✓	✓	✓	✓	✓	✓	✓
SmartBrowser	✓	✓	✓	✓	✓			✓
WiFi		✓	✓					✓
Memory Cache	✓	✓	✓					✓
QuadViewer					✓			✓
4G/LTE		✓	✓					

# Signage Accessories



Type Number	HDBaseT OPS Receiver CRD25	MeetingBuddy CRD70	Ambient Sensor CRD41	Color Calibration Kit CCK4601	Compatible Models	Edge Finishing Kit
Compatible Models	BDL4256ET, BDL4260EL, BDL4271VL, BDL4280VL, BDL4660EL, BDL4671VL, BDL4677XH, BDL4678XL, BDL4680VL, BDL4765EL, BDL5551EL, BDL5556ET, BDL5560EL, BDL5571VL, BDL5580VL, BDL5588XH, BDL5588XL	Q-Line, D-Line, P-Line, H-Line X-Line, L-Line, U-Line, T-Line	All models except for 10BDL3051T and L-Line	All models	BDL4777XL BDL4988XL BDL5588XL(XH)	EFK4730 (Top/Bottom) EFK4760 (Left/Right) EFK4930 (Top/Bottom) EFK4960 (Left/Right) EFK5581 (Top/Bottom) EFK5583 (Left/Right)

# Professional TV Specifications



Studio



Studio

\*5 Year optional warranty

	HFL2849/2859					HFL2819					
	24HFL2849T	32HFL2849T	43HFL2849T	49HFL2849T	65HFL2859T	22HFL2819P	24HFL2819D	28HFL2819D	32HFL2819D	40HFL2819D	43HFL2819D
Screen Size	60 cm (24")	80 cm (32")	108 cm (43")	123 cm (49")	164 cm (65")	55cm (22")	61cm (24")	71cm (28")	81 cm (32")	102 cm (40")	108 cm (43")
Resolution	1366 x 768p		1920 x 1080p		3840 x 2160p	1920 x 1080p	1366 x 768p			1920 x 1080p	
Wide Colour Gamut	N/A					N/A					
Memory	N/A					N/A					
Ambilight	N/A					N/A					
PMR	100 Hz					100 Hz					
Picture Enhancement	Digital Crystal Clear					Digital Crystal Clear					
Sound Output power	5 W	12 W	16 W	16 W	16 W	5 W			12 W	16 W	16 W
Colour cabinet	Black					Black, translucent backcover	Black				
Wireless	N/A					N/A					
Ethernet LAN RJ45 (Rear/Side/Bottom)	N/A					N/A					
HDMI (Rear/Side/Bottom)	2/0/0					1/0/0					
USB (Rear/Side/Bottom)	0/1/0					0/1/0					
SXP + IR IN/OUT RJ48 (Rear)	N/A					N/A					
DC 12V out (rear)	N/A					N/A					
Headphone Mini Jack (Side)	1					1					
Speaker out Mini Jack (Rear)	N/A					N/A					
DVI Audio in (Rear)	N/A					N/A					
Digital Audio OUT (Rear/Bottom)	1/0 (SP-DIF)					1/0 (SP-DIF)					
VGA (Rear)	1					1					
Component IN + L/R (Rear/side)	0/1					0/1					
Antenna IN (IEC) (Rear/Bottom)	1/0 (DVB-T/T2/C HEVC)					1/0 (DVB-T/C)					
CI Slot (Side)	1					1					
Set Dimensions (ex. Stand)	554 x 336 x 35/61 mm	735 x 438 x 77/89 mm	974 x 572 x 64/93 mm	1112 x 691 x 220 mm	1460 x 838 x 50 mm	516x317x35/43 mm	554/339/54/61 mm	640x394x38/65 mm	735x445x77/97 mm	923x551x79/98 mm	974x572x64/93 mm
Vesa Compatible	75 x 75 mm, M4	200 x 100 mm, M4	200 x 200 mm, M6	200 x 200 mm, M6	400 x 400 mm, M6	75 x 75 mm, M4	75 x 75 mm, M4	100 x 100 mm, M4	200 x 100 mm, M4	200 x 200 mm, M6	200 x 200 mm, M6
Product weight (ex. Stand)	3.3 kg	5.1 kg	8.4 kg	10.5 kg	36.5 kg	2.8 kg	3.8 kg	5.1 kg	5.9 kg	9.9 kg	8.4 kg
Typical Power Consumption	19 W	31 W	37 W	49 W	118 W	17 W	25 W	33 W	41 W	63 W	37 W
Energy Label	A+	A+	A++	A++	A+	A+	A	A	A	A	A++
Stand	Fixed stand					Fixed stand					
Included Remote Control	22AV1407A					22AV1407A					
Optional Remote control	22AV1604A (Hygienic), 22AV1601A (Easy)					22AV1604A (Hygienic), 22AV1601A (Easy)					

Connectivity

Energy  
Accessories  
Dimensions

# Professional TV Specifications



EasySuite



MediaSuite



\*5 Year optional warranty

	HFL3011T				HFL5011				
	24HFL3011T	32HFL3011T	40HFL3011T	43HFL3011T	32HFL5011T	40HFL5011T	43HFL5011T	49HFL5011T	55HFL5011T
Model	HFL3011T				HFL5011				
Screen Size	60 cm (24")	80 cm (32")	102 cm (40")	108 cm (43")	80 cm (32")	102 cm (40")	108 cm (43")	123 cm (49")	139 cm (55")
Resolution	1366 x 768p		1920 x 1080p		1920 x 1080p				
Wide Colour Gamut	N/A				N/A				
Memory	N/A				8 GB				
Ambilight	N/A				N/A				
PMR	200 Hz				200 Hz				
Picture Enhancement	Pixel Plus HD				Pixel Plus HD				
Sound Output power	5 W	16 W	16 W	16	16 W	16 W	16 W	16 W	16 W
Colour cabinet	Black				Black		Silver		
Wireless	N/A				Wireless LAN : 802.11 b/g/n, Wi-Fi Direct, Bluetooth 4.0				
Ethernet LAN RJ45 (Rear/Side/Bottom)	N/A				0/0/1				
HDMI (Rear/Side/Bottom)	2/1/0				0/2/2 (1x MHL on side)				
USB (Rear/Side/Bottom)	1/1/0				0/2/1				
SXP + IR IN/OUT RJ48 (Rear)	1				1				
DC 12V out (rear)	N/A				1				
Headphone Mini Jack (Side)	1				1				
Speaker out Mini Jack (Rear)	1				1				
DVI Audio in (Rear)	1				1				
Digital Audio OUT (Rear/Bottom)	1/0 (Optical)				0/1 (Optical)				
VGA (Rear)	N/A				N/A				
Component IN + L/R (Rear/side)	1/0 (shared with YPbPr)				1/0 (shared with YPbPr)				
Antenna IN (IEC) (Rear/Bottom)	1/0 (DVB-T/T2/C HEVC)				0/1 (DVB-T/T2/C HEVC)				
CI Slot (Side)	1				1				
Set Dimensions (ex. Stand)	560 x 336 x 35 mm	727 x 425 x 64/77 mm	918 x 532 x 64/77 mm	968x578x80 mm	727 x 425 x 64/77 mm	918 x 532 x 77 mm	968 x 563 x 64/77 mm	1099 x 632 x 66/79 mm	1239 x 712 x 67/80 mm
Vesa Compatible	75 x 75 mm, M4	100 x 100 mm, M4	200 x 200 mm, M4	200 x 200 mm, M6	100 x 100 mm, M4	200 x 200 mm, M4	200 x 200 mm, M6	400 x 200 mm, M6	400 x 200 mm, M6
Product weight (ex. Stand)	3.3 kg	4.9 kg	8 kg	8,3 kg	5 kg	8.2 kg	9.1 kg	14.3 kg	12.4 kg
Typical Power Consumption	19 W	31 W	46 W	TBD	28 W	45 W	43 W	50 W	67 W
Energy Label	A+	A+	A+	A+	A+	A+	A+	A+	A+
Stand	Fixed stand				Swivel stand				
Included Remote Control	22AV1503A				22AV1505B/12				
Optional Remote control	22AV1604A (Hygienic), 22AV1601A (Easy)				22AV1507A/12 (BT + Keyboard), 22AV1604A (Hygienic), 22AV1601A (Easy)				

Connectivity

Energy Dimensions Accessories



# Commercial TV Specifications




\*5 Year optional warranty

	HFL7011			HFL3010W		HFL3011W		Bedside TV
	49HFL7011	55HFL7011	65HFL7011	24HFL3010W	32HFL3010W	32HFL3011W	40HFL3011W	19HFL4010W
Screen Size	123 cm (49")	139 cm (55")	164 cm (65")	60 cm (24")	80 cm (32")	80 cm (32")	102 cm (40")	47 cm (19")
Resolution	3840 x 2160p			1366 x 768p		1366 x 768p	1920 x 1080p	1366 x 768p
Wide Colour Gamut	Yes (85%)			N/A		N/A		N/A
Memory	16 GB			N/A		N/A		N/A
Ambilight	3-sided			N/A		N/A		N/A
PMR	800 Hz			200 Hz		200 Hz		200 Hz
Picture Enhancement	Picture Precise UltraHD			Pixel Plus HD		Pixel Plus HD		Pixel Plus HD
Sound Output power	45 W	45 W	30 W	10 W	20 W	16 W	16 W	5 W
Colour cabinet	Dark Grey Aluminum			White		White		White
Wireless	Wireless LAN: 802.11 ac, Wi-Fi Direct, Bluetooth 4.0			N/A		N/A		N/A
Ethernet LAN RJ45 (Rear/Side/Bottom)	0/0/1			N/A		N/A		1/0/0
HDMI (Rear/Side/Bottom)	0/2/2 (1x MHL on side) (HDMI2.0)			1/1/0		2/1/0		1/1/0
USB (Rear/Side/Bottom)	0/2/1			0/1/0		1/1/0		0/1/0
SXP + IR IN/OUT RJ48 (Rear)	1			N/A		1		1
DC 12V out (rear)	N/A			N/A		N/A		N/A
Headphone Mini Jack (Side)	1			1		1		1
Speaker out Mini Jack (Rear)	1			N/A		1		1
DVI Audio in (Rear)	1			1		1		N/A
Digital Audio OUT (Rear/Bottom)	0/1 (Optical)			1/0 (Optical)		1/0 (Optical)		N/A
VGA (Rear)	N/A			1		N/A		N/A
Component IN + L/R (Rear/side)	1/0 (shared with YPbPr)			1/0 (shared with YPbPr)		1/0 (shared with YPbPr)		N/A
Antenna IN (IEC) (Rear/Bottom)	0/1 (DVB-T/T2/C HEVC)			1/0 (DVB-T/T2/C)		1/0 DVB-T/T2/C HEVC		1/0 (DVB-T/T2/C)
CI Slot (Side)	1			1		1		N/A
Set Dimensions (ex. Stand)	1094 x 661 x 20/40/45 mm	1233 x 740 x 20/40/45 mm	1453 x 837 x 24/45/66 mm	550 x 342 x 40/48 mm	727 x 414 x 64/77 mm	727 x 425 x 64/77 mm	918 x 532 x 64/77 mm	446 x 293 x 28 mm
Vesa Compatible	200 x 200 mm, M6	200 x 200 mm, M6	400 x 200 mm, M6	75 x 75 mm, M4	100 x 100 mm, M4	100 x 100 mm, M4	200 x 200 mm, M4	75 x 75 mm, M4
Product weight (ex. Stand)	14.5 kg	18.1 kg	28.05 kg	3.3 kg	5 kg	4.9 kg	8 kg	2.4 kg
Typical Power Consumption	86 W	97 W	107 W	18 W	25 W	31 W	46 W	13 W
Energy Label	A	A	A+	A+	A+	A+	A+	A+
Stand	Swivel stand		Fixed stand	Fixed stand		Fixed stand		N/A
Included Remote Control	22AV1505B/12			22AV1109H (Hygienic)		22AV1406A (Hygienic)		NA
Optional Remote control	22AV1507A/12 (BT + Keyboard), 22AV1604A (Hygienic), 22AV1601A (Easy)			22AV1601A (Easy)		22AV1601A (Easy)		22AV1409A (Standard), 22AV1604A (Hygienic), 22AV1601A (Easy)

Connectivity

Energy Dimensions Accessories

# Professional TV Features



	Signature HFL7011	MediaSuite HFL5011	EasySuite HFL3011	Studio HFL2849 HFL2819	Heartline HFL3010W HFL3011W	Bedside TV 19HFL4010W
<b>Features</b>	Android OS	✓	✓			
	Ambilight	✓				
	CMND&Control	✓	✓	✓		✓
	CMND&Create	✓	✓	✓	off-line channel editor	✓
	IPTV Channels	✓	✓			✓
	IPTV System	✓	✓			✓
	Customizable Dashboard (HTML5)	✓	✓	✓		✓
	Welcome logo	✓	✓	✓	✓	✓
	Cloud-Based Apps	✓	✓			✓
	Android Apps	✓	✓			
	AppControl	✓	✓			✓
	PTA app, Directshare & Miracast	✓	✓			
	MHL	✓	✓			
	USB Playback	✓	✓	✓	✓	✓
	Serial Xpress Protocol	✓	✓	✓		✓
	MyChoice	✓	✓	✓		✓
	Theme TV	✓	✓	✓		✓(Only HFL3011W)
	Wake up on LAN	✓	✓			✓
	Wake up on Wireless LAN	✓	✓			
	8 day EPG, Now + Next	✓	✓	✓	✓	✓
Weather forecast	✓	✓				
Facility Name	✓	✓				
On-screen clock & alarm	✓	✓	✓		✓	
<b>True Heart for Healthcare</b>	Nurse call system Compatible	✓	✓	✓	✓	✓
	Multi-remote control	✓	✓	✓	✓	✓
	Headphone out	✓	✓	✓	✓	✓
	Wireless Headphone support	✓	✓			
	Independent main speaker mute	✓	✓	✓		✓
	Double isolation class II	✓	✓	✓		✓
	Galvanically isolated headphone out					✓
	JISZ2801 Anti-microbial housing					✓
	IEC 60601-1					✓
	<b>Ease of Installation</b>	Hotel Mode (Menu, Volume and Local Control locking)	✓	✓	✓	✓
Prison Mode		✓	✓	✓	✓	✓
Single Channel list analog/digital		✓	✓	✓	✓	✓
Cloning		✓	✓	✓	✓	✓
Instant initial cloning		✓	✓	✓	✓	✓
<b>Anti-theft</b>	RC Battery Lock	✓	✓	✓	✓	✓
	Kensington Lock	✓	✓	✓	✓	✓

# Professional TV Accessories



Type	22AV1601A	22AV1604A	22AV1507A	22AV9573A
Quantity	25 pcs	1pcs	1pcs	1pcs
Dimensions (WxDxH)	184x48x 20 mm	203x48x 20 mm	217x50x23 mm	205x53x 20 mm
Battery	2xAAA (Not Included)	2xAAA (Not Included)	2xAA (Not Included)	2xAAA (Not Included)
Compatible Models	Multi-RC Compatible, Studio/ES/MS/Sig	Multi-RC Compatible, Studio/ES/MS/Sig	xxHFL5011 xxH-FL7011	Studio/ES/MS/Sig
Features	Glow-in-the-Dark buttons, RC Battery Door Lock, Cable Strap Ready, Low Battery Detection	Top surface cleanable with Alcohol, RC Battery Door Lock, Cable Strap Ready, Low Battery Detection	QWERTY Keyboard, Bluetooth, Top/Bottom detection, Glow-in-the-Dark Lock, RC Battery Door Lock, Low Battery Detection	Professional Set-up Re-remote Control



Philips and the Philips Shield Emblem are registered trademarks of Koninklijke Philips N.V.

Executive production: Norvell Jefferson,  
[www.norvelljefferson.com](http://www.norvelljefferson.com)

[philips.com/professionaldisplaysolutions](http://philips.com/professionaldisplaysolutions)

[professionaldisplays.philips@tpv-tech.com](mailto:professionaldisplays.philips@tpv-tech.com)

The Android robot is reproduced or modified from work created and shared by Google and used according to terms described in the Creative Commons 3.0 Attribution License.