

ETL verified for guaranteed performance

## Part No.: 6RNS

### Applications

Supports all category 6 applications including Ethernet 100BASE-TX, 100BASE-VG and 155 ATM. Particularly suited for high bandwidth applications with anticipated data rates to 3.2 Gbps. Suitable for 802.3af PoE power over ethernet.

### Construction Details:

Solid bare copper conductor insulated with polyethylene. Two colored mated insulated conductors twisted together to form a pair and four pairs with a tape separator assembled to form a core. The core is jacketed with a low smoke flame retardant PVC.

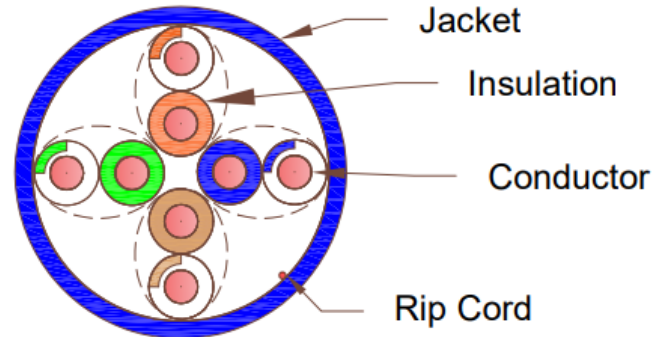
Surface Print: ETL VERIFIED CAT6 TO ANSI/TIA-568C.2...5002593 CAT6 24AWG 4UTP CMR FT4 75C C(ETL) US ENHANCED REMEE (MM/YYYY) ##### + Sequential Footage Marking

### Color Code:

Pair	Color Code
1	Blue with White
2	Orange with White
3	Green with White
4	Brown with White

### Electrical Parameters:

Voltage Rating:	300 Volts
Mutual Capacitance:	14 pF/ft nominal
Capacitance Unbalance:	330 pF/ft maximum
Velocity of Propagation:	72%
Max. Conductor D.C.R.:	28.6 ohm/1,000 feet
Max. DCR Unbalance:	5%
Max. Delay Skew:	45.0 ns/100m
Characteristic Impedance:	from 0.772 - 550MHz 100 ± 15%



### Technical Details

Temperature Rating	
Installation	0°C to 50°C
Operation	-10°C to 75°C
Nominal Diameter	0.200 in.
Nominal cable weight:	25 lb/1000 feet

### Standards

- ANSI/TIA/EIA 568C.2 Category 6
- UL Subject 444
- UL 1666

### Codes & Listings

- CMR rating FT4
- ETL Electrically Verified to ANSI/TIA/EIA 568C.2 Category 6
- C(ETL)US CMR




Issue Date: 08/22  
Revision: 11

**All warranty information can be viewed at [WWW.REMEE.COM](http://WWW.REMEE.COM).**

This product is RoHS compliant to directive 2002/95/EC .

1751 State RTE. 17A STE #1 Florida, NY 10921  
Customer Service: 800-431-3864 Fax: 845-651-4160 Website: [www.remee.com](http://www.remee.com)



# Category 6 UTP Riser

ETL verified for guaranteed performance

Part No.: 6RNS

## Electrical Characteristics:

Frequency	Return Loss	Attenuation	NEXT	PS-NEXT	ELFEXT	PS-ELFEXT	ACR	PS-ACR
	dB	dB(100m)	dB	dB	dB	dB	dB	dB
MHz	Minimum	Maximum	Minimum	Minimum	Minimum	Minimum	Minimum	Minimum
1	20.0	2.0	80.3	78.3	73.8	70.8	78.3	76.3
4	23.0	3.8	71.3	69.3	61.8	58.8	67.5	65.5
10	25.0	6.0	65.3	63.3	53.8	50.8	59.3	57.3
16	25.0	7.6	62.2	60.2	49.7	46.7	54.6	52.6
20	25.0	8.5	60.8	58.8	47.8	44.8	52.3	50.3
31.25	23.6	10.7	57.9	55.9	43.9	40.9	47.2	45.2
62.5	21.5	15.4	53.4	51.4	37.9	34.9	38.0	36.0
100	20.1	19.8	50.3	48.3	33.8	30.8	30.5	28.5
200	18.0	29.0	45.8	43.8	27.8	24.8	16.8	14.9
250	17.3	32.8	44.3	42.3	25.8	22.8	11.5	9.5
300	16.8	36.4	43.1	41.1	24.3	21.3	---	---
350	16.3	39.8	42.1	40.1	22.9	19.9	---	---
400	15.9	43.0	41.3	39.3	21.8	18.8	---	---
500	14.8	49.5	40.2	38.2	20.0	17.0	---	---
550	14.4	53.1	39.5	37.5	18.9	15.9	---	---

\*Values above 250 MHz are for engineering information only




Issue Date: 08/22  
Revision: 11

**All warranty information can be viewed at [WWW.REMEE.COM](http://WWW.REMEE.COM).**

This product is RoHS compliant to directive 2002/95/EC .

1751 State RTE. 17A STE #1 Florida, NY 10921  
Customer Service: 800-431-3864 Fax: 845-651-4160 Website: [www.remee.com](http://www.remee.com)



# Category 6 UTP Riser

ETL verified for guaranteed performance

Part No.: 6RNS

## Preparation For Shipment

The cable shall be packaged to preclude the inducement of damage due to handling and transportation, and shall be in accordance with the best commercial practices available. Shipping containers shall be constructed as to eliminate any possible damage to the cables due to shipment.

## Specific Part Number Information for Length, Put-Up & Jacket Color:

Available Length Designations — **M** for 1000 feet, **L** for 500 feet

Available Put-Up's — **1** for Reel, **2** for Box

Available Jacket Color — **Z** for Orange, **Y** for Yellow, **W** for White, **O** for Blue, **B** for Black, **G** for Gray, **E** for Green, **R** for Red, **V** for Violet, **N** for Brown

**These 3-place designators are placed at the end of the specific part number to fully describe the individual packaging and length.**

**Note:** While Remeë Products Corp. has made every reasonable effort to ensure the accuracy of the information in this document. Remeë Products Corp. reserves the right to make any adjustments to the information contained herein at any time without notice. Remeë Products Corp. expressly disclaims all implied warranties regarding the information contained herein, including but not limited to, any implied warranties of merchantability or fitness for particular purpose. The dimensions in this document are for reference purposes only and are subject to change without notice.

Your signature constitutes that you have read and agreed to this specification sheet and upon confirmation of your order; this item may be non-cancelable and non-returnable.

Signature: \_\_\_\_\_

Company: \_\_\_\_\_

Date: \_\_\_\_\_

Issue Date: 08/22  
Revision: 11

**All warranty information can be viewed at [WWW.REMEE.COM](http://WWW.REMEE.COM).**

This product is RoHS compliant to directive 2002/95/EC .

1751 State RTE. 17A STE #1 Florida, NY 10921  
Customer Service: 800-431-3864 Fax: 845-651-4160 Website: [www.remee.com](http://www.remee.com)