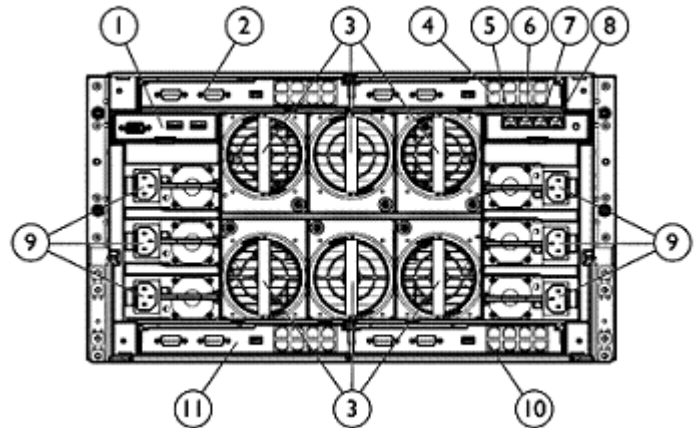
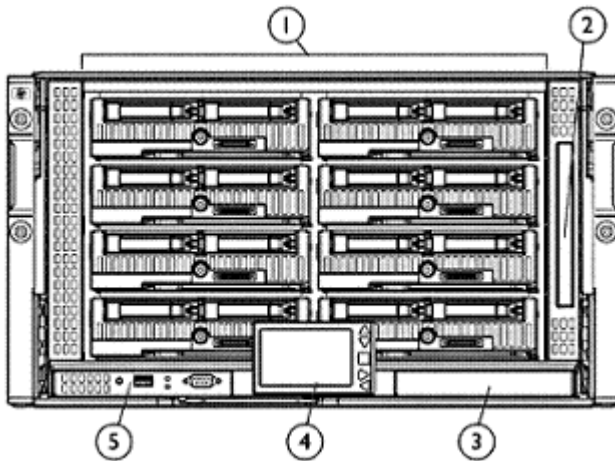


### Overview



#### HP BladeSystem c3000 Enclosure – Rack – Front View

1. Device Bays 1 thru 8
2. Enclosure DVD Drive
3. Standby Onboard Administrator
4. Insight Display
5. Active Onboard Administrator

#### HP BladeSystem c3000 Enclosure – Rack – Rear View

1. Local KVM interface
2. Interconnect Bay 1
3. Active Cool Fans
4. Interconnect Bay 2
5. Enclosure Up-link and Service Port
6. Enclosure Down-link
7. iLO/Onboard Administrator Port
8. iLO/Onboard Administrator Port 2 (reserved for future)
9. Power Supplies
10. Interconnect Bay 4
11. Interconnect Bay 3

### At A Glance

This document covers the HP BladeSystem c3000 enclosure only. For more information on the HP c7000 enclosure, the HP ProLiant Server Blades, and HP BladeSystem c-Class Interconnect and Mezzanine Components please see the following:

HP c7000 Enclosure: HP ProLiant Server Blades:

<http://h18000.www1.hp.com/products/quickspecs/division/12534.html>

HP BladeSystem c7000 Enclosure QuickSpecs:

[http://h18000.www1.hp.com/products/quickspecs/12810\\_div/12810\\_div.html](http://h18000.www1.hp.com/products/quickspecs/12810_div/12810_div.html)

HP BladeSystem c-Class Interconnect and Mezzanine Components:

<http://h18004.www1.hp.com/products/blades/components/c-class-interconnects.html>

<http://h18004.www1.hp.com/products/blades/components/c-class-adapters.html>

HP BladeSystem solutions start with either a c7000 or c3000 Enclosure. For the c3000 Enclosure, customers can add c3000 power supplies, Active Cool Fans, a c3000 DVD drive, and if needed, an optional local KVM module. Once the enclosure has been selected, the following components can be added: networking interconnect modules, HP ProLiant and Integrity Server Blades, and optional Insight Control for BladeSystem management software. Please reference the QuickSpecs listed above.

- HP BladeSystem c3000 Enclosures:
- The c3000 Enclosure for racking in standard 19 inch racks. Server blades (excluding the BL 2x220c G6), storage blades, interconnect modules, power supplies, fans, and Onboard Administrator modules are designed to fit into the c3000 enclosure.
- The HP BladeSystem c3000 enclosure is:
  - A single-phase enclosure available worldwide for use with in-rack PDUs & UPSs which accept C13/C14 power cords; or
  - Alternatively, in countries with low-line (100VAC to 110VAC) power outlets, the enclosure's power supplies can be connected directly to low-line wall outlets.

### Overview

**NOTE:** Caution: when connecting directly to wall outlets, customers should determine the maximum amperage of the wall outlet circuit to prevent power overload. See Technical specification section in this document for the individual power supply amperage.

- HP BladeSystem c3000 enclosure options:
  - Optional HP 1200W Common Slot Silver Hot Plug Power Supply Kit (up to 6 total)
  - Optional c-Class Active Cool fans (between 4 and 6 total)
  - Optional KVM module
  - Optional DVD drive (if not part of an enclosure bundled part number)
  - Optional HP 1200W Common Slot -48VDC Hot Plug Power Supply Kit (up to 6 total)
- The c3000 enclosure is 6U and holds up to 8 HP c-Class server blades:
  - Up to 8 half-height server blades (examples: HP ProLiant BL 260c G5, BL2x220c G5, BL460c G6, BL465c, BL465c G5, BL495c G5 Server Blade)
  - Up to 4 full-height server blades (Examples: HP ProLiant BL480c, BL 680c G5, BL685c, BL685c G5 Server Blades)
  - Up to 4 PCI Expansion blades attached to half-height server blades
  - Or combinations of the above.
  - For additional server & storage blade information, please visit:  
<http://h18000.www1.hp.com/products/quickspecs/division/12534.html>
- Types of interconnect modules available: (up to 4 per enclosure)
  - Ethernet Interconnect Switches from Cisco & Blade Network Technologies (BNT)
  - Ethernet Pass-Thru modules
  - Virtual Connect Ethernet modules (requires VC Management firmware v1.20 or greater)
  - Fibre Channel Interconnect Switches from Brocade & Cisco
  - Virtual Connect Fibre Channel modules
  - Fibre Channel Pass-Thru module.
  - InfiniBand Switch modules
  - For additional HP BladeSystem c-Class Interconnect and Mezzanine Components:  
<http://h18004.www1.hp.com/products/blades/components/c-class-interconnects.html>  
<http://h18004.www1.hp.com/products/blades/components/c-class-adapters.html>
- Infrastructure Management:
  - HP Insight Control, a product option, delivers essential infrastructure management that can help save time and money by making it easy to deploy, migrate, monitor, control and optimize your IT infrastructure through a single, simple management console. Insight Control supports both Windows and Linux-based central management servers.
  - HP Insight Dynamics for ProLiant, a product option, is an integrated command center that enables IT Staff personnel to continuously analyze and optimize a converged infrastructure, while automating and reducing the cost of common data center tasks by as much as 40 percent. This ultimately enables them to dynamically keep pace with the organization's changing business requirements.
- Mixed Configuration - Full Height and Half Height Population
  - The c3000 enclosure is divided into 2 zones or quadrants by the horizontal support metalwork. Zone 1 includes bays 1, 2, 5, and 6; Zone 2 contains bays 3, 4, 7, and 8. Within each zone a removable divider is used to support half height devices. To install a full-height blade in either zone this divider must be removed. An optional mini-divider support bracket is included with every c3000 enclosure. When using a mix of full-height and half height blades in Zone 2, the optional mini-divider can be used to help support the half-height blades if they are being used in slots 7 and/or 8. Each zone can support up to 2 full-height blades, or up to 4 half height blades, or a mix of 1 full-height blade and up to 2 half-height blades.
  - **NOTE:** Please read the RTF card (included with each c3000 enclosure) and the "HP BladeSystem c3000 Setup and Installation Guide" for more information on using bay dividers and the mini-divider for mixed configurations.
  - **NOTE:** Storage or tape blades can be installed in the same zone as both full-height and half-height blades, a bracket ships with each SB40c that allows a half-height blade to be mounted to the storage or tape blade.
  - **NOTE:** In this case, the SB40c or tape blade cannot be removed without first removing the half height blade and mounting bracket.
  - **NOTE:** For Mixed configurations of full height and half height population rules; please see the c3000 Enclosure installation and users guide at: <http://h71028.www7.hp.com/enterprise/cache/316682-0-0-0-121.html> and the user guides for the blades being configured.
- Warranty:
  - This product is covered by a global limited warranty and supported by HP Services and a worldwide network of HP Authorized Channel Partners. Hardware diagnostic support and repair is available for three years from

### Overview

date of purchase. Support for software and initial setup is available for 90 days from date of purchase. Enhancements to warranty services are available through HP Care Pack services or customized service agreements. Hard Drives have either a one year or three year warranty; refer to the specific hard drive QuickSpecs for details.

**NOTE:** Server Blade Enclosure Limited Warranty includes 3 year Parts, 3 year Labor, 3-year on-site support.

- For additional information please visit:

<http://h18004.www1.hp.com/products/blades/components/components.html>

### Models

<b>HP BladeSystem c-Class Server Blade Enclosures</b>	<b>Rack Models</b> - Supports a full enclosure of 8 blades	
	HP BLc3000 Enclosure with 4 AC Power Supplies 6 Fan Full ICE License <b>NOTE:</b> Includes 4 AC Power Supplies, 6 Active Cool 100 Fans, DVD drive, Rail Kit, Onboard Administrator DDR2 module and 8 Insight Control Licenses.	508664-B21
	HP BLc3000 Enclosure with 4 AC Power Supplies 6 Fan Trial ICE License <b>NOTE:</b> Includes 4 AC Power Supplies, 6 Active Cool 100 Fans, DVD drive, Rail Kit, Onboard Administrator DDR2 module, and 8 Insight Control Trial Licenses.	508665-B21
	<b>Rack Models</b> - A "starter" enclosure that supports up to 4 blades	
	HP BLc3000 Enclosure with 2 AC Power Supplies 4 Fan Trial ICE License <b>NOTE:</b> Includes 2 AC Power Supplies, 4 Fans, an Onboard Administrator DDR2 module, a DVD drive, rail kit, and 8 Insight Control Trial Licenses; additional power supplies and fans can subsequently be added to support more than 4 blades.	536841-B21

### HP BladeSystem c-Class Overview

**NOTE:** For a brief, printer friendly data sheet that describes this product and informs you of the essential capabilities and specifications, please visit: <http://h20195.www2.hp.com/v2/GetPDF.aspx/4AA0-5978ENW.pdf>

#### HP BladeSystem Overview

As server, storage and network technologies have changed; traditional rack-mounted infrastructure solutions have generated increased complexity of both infrastructure management and physical datacenter deployment.

HP BladeSystem is the evolution of rack-mounted and pedestal infrastructure. A BladeSystem reduces costs and simplifies the management, building, and maintenance of the infrastructure behind your multi-server environment. It consolidates and repackages all the supporting infrastructure elements—compute, storage, network, and power into a single platform that can accelerate the integration and optimization of your data center.

The HP BladeSystem c3000 enclosure has the flexibility to scale from a single enclosure holding up to 8 blades, to a rack containing 7 enclosures holding up to 56 blades, the c-Class infrastructure is designed to meet the needs of today's businesses. The c3000 enclosure is designed for several markets:

- Remote sites or branch offices holding between 3 and 8 servers, and in deployment sites such as retail stores, branch offices, manufacturing sites, and wiring closets. This enclosure is also designed for harsh environments not found in modern datacenters (high ambient temperatures, dusty environments, and in ships, airplanes, platforms, and vehicles).
- Small and medium businesses, who own between 3 and 100 servers. The enclosure is designed for use with management devices such as local KVM switches for local administration.
- Datacenters with special power and cooling constraints, such as datacenters needing DC powered racks, and/or datacenters with low power & cooling capacities (under 3000 watts per rack).
- HPC clusters with InfiniBand interconnection, where the applications need a 1 to 1 IB network subscription ratio between physical nodes in the compute cluster.

HP BladeSystem c-Class infrastructure is made up of several components:

- HP ProLiant and/or HP Integrity Server blades for HP-UX, Windows, Linux, and HP Open VMS.
- Choice of Intel® or AMD processors, including the latest dual-core & quad-core processors for 32-bit and 64-bit applications.
- HP BladeSystem c-Class enclosure (either a c7000 or c3000) that provides connectivity, power, and cooling options. The c-Class enclosure is designed for full redundancy and high availability. A configurable choice of either redundant or non-redundant power, cooling, enclosure management, and interconnect modules are part of the standard enclosure design.
- Onboard Administrator module which provides a single point of control for intelligent management of the entire enclosure.
- Insight Display powered by the Onboard Administrator provides local management through an LCD display conveniently sited on the front of the system.
- Virtual Connect, Ethernet, Fibre Channel, InfiniBand, iSCSI, and other interconnect choices
- A power subsystem that provides either redundant or non-redundant power modes and Dynamic Power Saving mode, which uses up to 30% less power than traditional rack-mounted servers AC or DC power supplies are available.
- PARSEC (Parallel, Redundant, Scaleable, Enclosure Cooling) architecture: for maximum cooling that consumes less power and reduces datacenter noise.
- Direct-attach storage blades, and shared storage blades, which will provide file-based or block-based shared storage capacity for the servers within the enclosure.

### HP BladeSystem c-Class Overview

**HP ProLiant & Integrity Server Blades** Delivering best-in-class performance, choice and reliability on AMD Opteron™, Intel® Xeon® and Intel® Itanium 2® processors for Windows, Linux, Solaris, or HP-UX based servers; the HP portfolio of server blades supports a variety of application requirements for scale-out architectures. HP offers one-, two-, and four-processor server blades, with the widest range of performance, and form factors.  
For more information please see:  
<http://h18000.www1.hp.com/products/quickspecs/division/12534.html>

---

**HP StorageWorks D2200sb Storage Blade** Direct attached storage

The D2200sb Storage Blade delivers direct attached storage for c-Class servers, with support for up to twelve hot plug small form factor (SFF) SAS hard disk drives. The enclosure backplane provides a PCI Express connection to the adjacent c-Class server blade and enables high performance storage access without any additional cables. The D2200sb Storage Blade features an onboard Smart Array P411iP410i controller with 1 GB flash-backed write cache, for increased performance and data protection.

Two ways to create shared storage with the D2200sb

Use HP P411iP4000 Virtual SAN Appliance (VSA) software to turn the D2200sb into an iSCSI SAN for use by all servers in the enclosure and any server on the network. HP VSA software is installed in a virtual machine on a VMware ESX host server adjacent to the D2200sb. HP P411iP4000 VSA turns the D2200sb into a scalable and robust iSCSI SAN, featuring storage clustering for scalability, Network RAID for storage failover, thin provisioning, snapshots, remote replication, and cloning. Expand capacity within the same enclosure or to other BladeSystem enclosures by adding additional D2200sb Storage Blades and HP VSA licenses. A cost effective bundle of the D2200sb Storage Blade and a HP P411iP4000 VSA license makes purchasing convenient. If storage needs increase, add HP P4300 or P4500 systems externally and manage everything via a single pane of glass.

The HP X1800sb Network Storage Blade is a flexible storage server solution for BladeSystem environments. Combine the X1800sb with the D2200sb Storage Blade to enable file serving and iSCSI shared storage inside the BladeSystem enclosure.

---

**HP Ultrium Tape Blades** HP Ultrium Tape Blades provide integrated data protection for HP BladeSystem c-Class enclosures:

- SB1760c Tape Blade is LTO-4 Ultrium tape technology with capacity up to 1.6 TB on a single data cartridge (2:1 compression) and performance up to 576 GB/hr (2:1 compression). SB1760c also includes hardware data encryption capability which can help safeguard data on tape cartridges.

HP Ultrium Tape Blades provide direct attach data protection for the adjacent server and network backup protection for all other data within the enclosure. The HP Ultrium Tape Blades are the industry's first bladed tape drives and are developed exclusively for the BladeSystem c-Class enclosures.

For more information, please visit:  
[http://h18000.www1.hp.com/products/quickspecs/12729\\_div/12729\\_div.html](http://h18000.www1.hp.com/products/quickspecs/12729_div/12729_div.html)

---

### HP BladeSystem c-Class Overview

#### HP Network Storage Servers

HP X1800sb G2 Network Storage Blade is a flexible storage server solution for BladeSystem environments. Combine the X1800sb G2 with the SB40c Storage Blade to enable file serving and iSCSI shared storage inside the BladeSystem enclosure. The flexibility of the X1800sb G2 extends to external storage as well. The X1800sb G2 can also be used as a low cost SAN gateway to provide consolidated file-serving access to FC, SAS, or iSCSI SANs. Built on the HP ProLiant BL460c G7 Server Blade, the HP X1800sb G2 Network Storage Blade with an SB40c is a ready to deploy shared storage solution, with Microsoft Storage Server 2008 R2, Standard x64 Edition pre-installed. The HP Rapid Start-up Wizard accelerates new deployments by walking you through basic system settings step-by-step. The X1800sb G2 also includes Microsoft iSCSI Software Target.

**NOTE:** See the QuickSpecs for Technical Specifications and additional information: [http://h18000.www1.hp.com/products/quickspecs/13840\\_div/13840\\_div.html](http://h18000.www1.hp.com/products/quickspecs/13840_div/13840_div.html)

The X3800sb G2 Network Storage Gateway Blade is used to access FC, SAS, or iSCSI SAN storage, translating file data from the server into blocks for storage to provide consolidated file, print, and management hosting services in a cluster-able package.

Built on the HP ProLiant BL460c G7 Server Blade, the HP X3800sb G2 Network Storage Gateway Blade is a ready to deploy SAN gateway solution, with Microsoft Storage Server 2008 R2, Enterprise x64 Edition pre-installed. The HP Rapid Start-up Wizard accelerates new deployments by walking you through basic system settings step-by-step. The X3800sb G2 also includes a Microsoft Cluster Server (MSCS) license and Microsoft iSCSI Software Target.

**NOTE:** See the QuickSpecs for Technical Specifications and additional information: [http://h18000.www1.hp.com/products/quickspecs/13842\\_div/13842\\_div.html](http://h18000.www1.hp.com/products/quickspecs/13842_div/13842_div.html)

#### HP BladeSystem c-Class c3000 Enclosure

A BladeSystem c3000 enclosure holds up to 8 server and/or storage blades plus redundant or non-redundant network and storage switches. It includes a shared, multi-terabit high-speed mid-plane for wire-once connectivity of server blades to network and shared storage. Power is delivered through a pooled power backplane that ensures the full capacity of the power supplies is available to all blades.

Each c3000 enclosure is built with the following functions:

- Up to 8 half-height and/or up to 4 full-height server blades and/or storage blades per enclosure.
- Up to 3 different interconnect fabrics (Ethernet, FC, IB, iSCSI, SAS, etc.) supported simultaneously within the enclosure.
- A single-phase power subsystem - for flexibility in connecting to datacenter power, or to UPS's or to low-line wall outlets.
- Choice of AC or DC power supplies.
- PARSEC enclosure design - Parallel, redundant and scalable cooling and airflow design.
- Four (4) to Six (6) Active Cool fans
- Fully redundant design - no single point of failure; redundant interconnections between servers and interconnect modules; a mid-plane with no active components; redundant cooling using Active Cool fans; all devices are hot-pluggable and customer replaceable.
- Best performance per watt - lower wattage per server blade, in comparison to rack-mounted servers
- Full AC redundancy - with no power zones.
- Single or Dual Onboard Administrator management modules

An Onboard Administrator management module is built in to the enclosure with the following functions:

- Robust, multiple enclosure setup and control.
- Reports asset and inventory information for the devices in the enclosure.
- Reports thermal and power information, including real-time actual power usage per server and per enclosure.
- Front-mounted Insight Display for easy management at the deployment site.
- Integrated access to all server blade iLOs from a single cable.

### HP BladeSystem c-Class Overview

- Provides integrated access to interconnect bay device management ports from the single Onboard Administrator cable.
- Single sign-on capability for all devices in the enclosure
- Role-based security locally and/or with LDAP directory services.
- Provides a wizard-based initial setup process for easy configuration.
- An optional DVD drive for local software deployment, and HP SmartStart deployment
- An optional local KVM interface for connection to KVM switches.

A BladeSystem c3000 enclosure provides the following benefits:

- With local and remote hardware management integrated across the solution, one full enclosure can be managed as easily as one server.
- Scalable: Management and network interconnects extend scalability beyond a single enclosure, allowing resources to be pooled and shared across multiple enclosures.
- Investment protection: Accommodates multiple server and network designs in one enclosure.
- Lower costs per server, in comparison to rack-mounted servers
- Lower power consumption, in comparison to rack-mounted servers.
- Service and management: Allows multiple administrators to remotely access and maintain multiple servers & interconnect devices simultaneously.

---

### HP BladeSystem c-Class Interconnect Options

HP also offers one of the broadest selections of interconnect fabric options in the industry to provide network, SAN/network attached storage (NAS), and cluster connectivity. HP BladeSystem interconnects provide:

- New HP Virtual Connect devices, designed to reduce networking costs and simplify network configuration and provisioning.
- Seamless integration of Ethernet, FC, InfiniBand, iSCSI, and SAS fabrics: Standard-based switch options include Cisco, Brocade, and HP (BNT) products that integrate within your existing standards.
- Built-in redundancy: Rear-mounting interconnect modules designed for redundant interconnections between server blades and switches.
- Cable reduction: Interconnect switches provide up to 32-to-1 network cable reductions per server blade enclosure

HP BladeSystem c-Class Interconnect and Mezzanine Components:

<http://h18004.www1.hp.com/products/blades/components/c-class-interconnects.html>

<http://h18004.www1.hp.com/products/blades/components/c-class-adapters.html>

---

### Factory Express Portfolio for Servers and Storage

HP Factory Express offers configuration, customization, integration and deployment services for HP servers and storage products. Customers can choose how their factory solutions are built, tested, integrated, shipped and deployed.

Factory Express offers service packages for simple configuration, racking, installation, complex configuration and design services as well as individual factory services, such as image loading, asset tagging and custom packaging. HP products supported through Factory Express include: a wide array of servers and storage: HP Integrity, HP ProLiant & HP ProLiant & Integrity Server Blades, HP BladeSystem, HP 9000 servers as well as the MSxxxx, VA7xxx, EVA, XP, rackable tape libraries and configurable network switches.

For more information on Factory Express services for your specific server model please contact your sales representative or go to: <http://www.hp.com/go/factory-express>



### HP BladeSystem c-Class Overview

#### HP Enterprise Configurator

The HP eConfigure-Enterprise Configurator now provides factory default racking for our HP hardware portfolio. This approach is aligned with our strategic direction to meet the needs and expectations of our valued customers. If you require "custom" rack configuration, please contact HP's Customer Business Center or an Authorized Partner for assistance.  
<http://www.hp.com/products/configurator>

#### HP Insight management software

##### HP Insight Foundation

Managing the growing number of servers can be complex and expensive for your organization. IT managers need to address changing business needs with tools that meet the challenges of managing today's complex Datacenters.

HP provides management solutions that are designed to simplify a server's installation, configuration and maintenance throughout the entire server lifecycle. This provides the customer with higher levels of operational efficiency and highly reliable systems:  
<http://www.hp.com/go/foundation>.

HP Insight Management lowers the cost of running your HP ProLiant servers by providing you with best-in-class management tools, including HP Insight Control, HP Virtual Connect Enterprise Manager (VCEM), and HP Insight Dynamics / Matrix Operating Environment. Insight Management increases your productivity and reduces your operating costs to get you higher value from your HP ProLiant servers.

Electronic download of Insight Management Media  
Insight Management software media is available for free download (not including license entitlement certificates) at this website:  
<http://www.hp.com/go/insightupdates>.  
Software media available for download includes:

- HP Insight Control
- HP Insight Control for Microsoft® System Center
- HP Insight Control for VMware vCenter Server
- HP Virtual Connect Enterprise Manager (VCEM)
- HP Insight Dynamics / Matrix Operating Environment

Customers will receive an Insight Control or Insight Dynamics license entitlement certificate via physical shipment or email. The license entitlement certificate must be redeemed online or via fax in order to obtain the license activation key(s).

One year of 24x7 Software Technical Support and Updates are included with your purchased licenses.

HP provides a complete range of installation and support services to ensure the successful deployment and operations of your server infrastructure. For more information about support services and licensing options, see the following website:  
<http://www.hp.com/go/insightsoftware>

Insight Software Media Kit (DVDs)  
Physical media (DVDs) are also available for purchase from HP or from your authorized reseller (PN 436222-B21).

##### ProLiant Onboard Administrator

HP ProLiant Onboard Administrator (powered by the HP Integrated Lights-Out 2 management processor) simplifies server setup, health monitoring, power and thermal control, and lights-out remote

### HP BladeSystem c-Class Overview

HP Insight Control	<p>administration of ProLiant ML, DL, and BL servers. HP ProLiant Onboard Administrator functions without additional software, and can be accessed from any location via a web browser. It works hand-in-hand with HP Systems Insight Manager, Insight Control, and the Insight Dynamics for ProLiant helping customers unlock the value of the ProLiant platform and deliver the highest possible quality of IT service to the business. See: <a href="http://www.hp.com/go/ProLiantOA">www.hp.com/go/ProLiantOA</a></p> <p>HP Insight Control, a product option, delivers essential infrastructure management that can help save time and money by making it easy to deploy, migrate, monitor, remote control, and optimize your IT infrastructure through a single, simple management console.</p> <p>Two versions of Insight Control are available, to serve environments requiring either a Linux-based or a Windows-based central management server: HP Insight Control for Linux, and HP Insight Control. See <a href="http://www.hp.com/go/insightcontrol">www.hp.com/go/insightcontrol</a></p>
HP Insight Dynamics for ProLiant	<p>HP Insight Control includes one year of 24 x 7 HP Software Technical Support and Update Service ensuring rapid access to HP support staff and proactive delivery of software updates. For more information about this service, please visit: <a href="http://www.hp.com/services/insight">http://www.hp.com/services/insight</a></p> <p>HP Insight Dynamics for ProLiant, a product option, is an integrated command center that enables IT Staff personnel to continuously analyze and optimize a converged infrastructure, while automating and reducing the cost of common data center tasks by as much as 40 percent. As a powerfully integrated by design toolkit to accelerate complex technology projects and simplify daily operations that ultimately enable IT Staff personnel to dynamically keep pace with the organizations changing business requirements. It enables them to plan capacity and power continuously, balance across physical and virtual resources, and ensure cost-effective high availability. It also enables IT organizations to provision infrastructure consistently and automatically from pools of shared resources using a self-service portal. Resources provisioned can range from a single virtual machine to complex multi-tier environments and their associated physical and virtual resource requirements. In addition to the previous functional benefits, it also provides a cost-effective disaster recovery for physical and virtual environments that works with HP Continuous Access software for both the Enterprise Virtual Array and the XP storage array allowing application environments to be reactivated in minutes with the touch of a button to a remote location.</p> <p><b>NOTE:</b> For more information, visit: <a href="http://www.hp.com/go/insightdynamics">http://www.hp.com/go/insightdynamics</a></p>

### HP BladeSystem c-Class Overview

#### HP BladeSystem Power Sizer

The HP BladeSystem Power Sizer helps in sizing the power infrastructure needed for a HP BladeSystem solution. This sizer enables effective planning for the power consumption and heat load of the BladeSystem at its site.

The sizer enables you to:

- Select the type and number of components within each Blade Server and Blade Enclosure.
- View the effect of component changes on the power consumption and heat loading.
- Review server loading and determine power supply and power subsystem requirements.
- Approximate electrical and heat load for facilities planning purposes.

The sizing estimate is based on component level power measurements for a system stressed to maximum capability.

Values obtained from the BladeSystem Sizer tool are measured with all components stressed to 100% load and are intended for facilities planning purposes only. Actual power consumption varies with application type, application utilization, and ambient temperature.

The p-class BladeSystem and the c-Class BladeSystem solutions are supported in the BladeSystem Power Sizer.

Available at: <http://www.hp.com/go/ bladesystem/powercalculator>

#### HP Power Advisor

The HP Power Advisor is a tool provided by Hewlett-Packard to assist in the estimation of power consumption and proper selection of components including power supplies at a system, rack, and multi-rack level. A variety of additional features are also provided including a condensed bill of materials, a cost of ownership calculator, and a power report. The HP Power Advisor allows for the mixing of rack, blade, and other products in a single environment.

Available at: <http://www.hp.com/go/hppoweradvisor>

### Service and Support

#### **Service and Support HP Technology Services for Industry Standard Servers and BladeSystem**

Capitalizing on HP ProLiant server and HP BladeSystem capabilities requires a service partner who understands your increasingly complex business technology environment. That's why it makes sense to team up with the people who know HP infrastructure hardware and software best - the experienced professionals at HP Services.

#### **What HP ProLiant and BladeSystem Services can do for you**

HP ProLiant and BladeSystem Services can help you design, deploy, test, integrate, support, and manage IT and infrastructure solutions. This way, HP proposes services solutions that include more than just uplift of base warranty. You can get the support you need by choosing from one of a number of service packaged solutions we have designed to address wider set of customer support needs:.

#### **HP Technology Services meets business challenges with services offered in three packages:**

- **Optimized Care Package, Standard Care Package, and Basic Care Package**  
Available for each product group. Such packaged solutions enable customers to optimize technology operations, minimize risk and drive better business outcomes with easy-to-buy, easy-to-use scalable support packages for servers, storage, networking and software.

#### **Optimized Care Package**

#### **Supports maintaining servers at optimum performance availability**

HP Installation and Startup Service for HP BladeSystem c-Class Infrastructure for c3000/c7000 enclosure

Provides for the installation and startup of a BladeSystem c3000 Infrastructure in a single blade enclosure including hardware and software, including deployment of OS, HP SIM, RDP, RDP, PMP and VPM

<http://h20195.www2.hp.com/V2/GetPDF.aspx/4AA0-5964ENW>

#### **3-Year HP Critical Advantage for c3000/c7000 enclosure + 3-Year HP Critical Advantage for Blade server**

Provides end-to-end infrastructure support solution for business critical applications running on virtualized/x86 infrastructures, enabling the customers to cost effectively build, operate, and continuously improve their IT environment.

<http://h20195.www2.hp.com/V2/GetDocument.aspx?docname=4AA3-1772ENW>

#### **HP Installation and Startup Service for HP BladeSystem c-Class Enhanced Network**

HP Provides for the configuration and testing of BladeSystem Ethernet interconnect switches to facilitate proper implementation of network protocols and access to advanced features.

<http://h20195.www2.hp.com/V2/GetPDF.aspx/4aa0-5969ENW>

#### **Additional Services:**

Virtualization Services - Strategy, Design, Transition, Operation, Continual Service Improvement.

#### **Standard Care Package** **Package that maintains high level of server availability**

HP Installation and Startup Service for HP BladeSystem c-Class Infrastructure for c3000/c7000 enclosure

Provides for the installation and startup of a BladeSystem c3000 Infrastructure in a single blade enclosure including hardware and software, including deployment of OS, HP SIM, RDP, RDP, PMP and VPM.

<http://h20195.www2.hp.com/V2/GetPDF.aspx/4AA0-5964ENW>

#### **HP Installation and Startup Service for HP BladeSystem c-Class Enhanced Network**



### Service and Support

HP Provides for the configuration and testing of BladeSystem Ethernet interconnect switches to facilitate proper implementation of network protocols and access to advanced features.

<http://h20195.www2.hp.com/V2/GetPDF.aspx/4aa0-5969ENW>

#### **3-Year, HP 6 hour Hardware Support Onsite Call-to-Repair Service for c3000/c7000 enclosure + 3-Year, HP 6 hour Hardware Support Onsite Call-to-Repair Service for Blade server**

Provides an IT manager with a team of support specialists who will quickly begin troubleshooting the system to help return the hardware to operating condition within 6 hours of the initial service request to the HP Global Solution Center.

<http://h20195.www2.hp.com/V2/GetPDF.aspx/5982-6547EN.pdf>

#### **3-Year , HP 24x7 Software Support for Insight Control**

Provides for the deployment and basic configuration of HP Insight Control on HP ProLiant ML and DL series servers or HP BladeSystem servers.

<http://h20195.www2.hp.com/V2/GetPDF.aspx/5981-6645EEE.pdf>

#### **Additional Services:**

Software OS (Microsoft, Linux (SUSE/Red Hat) & VMware Installation & Start Up and Software Support); Microsoft or Linux or VMware education courses; +60 Proactive Select Credits, Factory Express.

### Basic Care Package

#### **Delivers minimum recommended support service level**

HP Installation and Startup Service for HP BladeSystem c-Class Infrastructure for c3000/c7000 enclosure

Provides for the installation and startup of a BladeSystem c3000 Infrastructure in a single blade enclosure including hardware and software, including deployment of OS, HP SIM, RDP, RDP, PMP and VPM.

<http://h20195.www2.hp.com/V2/GetPDF.aspx/4AA0-5964ENW>

#### **3-Year, HP 24x7 4 hour Response, Hardware Support Onsite Service for c3000/c7000 Enclosure + 3-Year, HP 24x7 4 hour Response, Hardware Support Onsite Service for Blade server**

Provides you with rapid remote support and if required an HP authorized representative who will arrive on site any time and day of the year to begin hardware maintenance service within 4 hours of the service request being logged.

<http://h20195.www2.hp.com/V2/GetPDF.aspx/5982-6547EEE>

#### **3-Year , HP 24x7 Software Support for Insight Control**

Provides for the deployment and basic configuration of HP Insight Control on HP ProLiant ML and DL series servers or HP BladeSystem servers.

<http://h20195.www2.hp.com/V2/GetPDF.aspx/5981-6645EEE.pdf>

#### **Additional Services:**

Startup Blade System c-Cass Enhanced Network Service; Software OS (Microsoft, Linux (SUSE/Red Hat) & VMware Installation & Start Up and Software Support); +30 Proactive Select Credits, Factory Express.

### Insight Remote Support

The packages include HP Insight Remote Support that uses proven technology to deliver secure, reliable 24x7 remote monitoring, diagnoses, and problem resolution. It is available at no additional cost to all warranty, HP Care Pack Service, and service agreement customers.



### *Service and Support*

**For more information** To learn more on HP ProLiant servers and HP BladeSystem servers, please contact your HP sales representative or HP Authorized Channel Partner. Or visit:  
[www.hp.com/services/bladeSystem](http://www.hp.com/services/bladeSystem)

### Configuration Information Factory Integrated Models

**NOTE:** This section lists some of the steps required to configure a Factory Integrated Model. To ensure only valid configurations are ordered, HP recommends the use of an HP approved configurator. Contact your local sales representative for information on CTO product offerings and requirements.

**NOTE:** HP does not allow factory integration of options into standard models listed above.

Configure-to-order server blades must start with a CTO Blade.

**NOTE:** FIO indicates that this option is a factory installable option.

For a complete configuration of the HP BladeSystem, please do the following:

### Step 1: Select desired model, configuration and quantity of HP ProLiant server and Storage blades

**NOTE:** For server blade information, please visit:

<http://h18000.www1.hp.com/products/quickspecs/division/12534.html>

**NOTE:** For Storage Blade information, please visit:

[http://h18000.www1.hp.com/products/quickspecs/12587\\_div/12587\\_div.html](http://h18000.www1.hp.com/products/quickspecs/12587_div/12587_div.html)

### Step 2: Determine quantity of HP BladeSystem c-3000 Enclosures to purchase and choose Required Options

(One of the following from each list unless otherwise noted):

**NOTE:** Each HP BladeSystem c3000 Server Blade Enclosure holds up to 8 half-height blades, or up to 4 full-height server blades. Server blanks will be shipped in all empty bays.

#### Select Base Server Blade Enclosure Configuration

HP BladeSystem c3000 **Choose one of the following CTO enclosures**

<b>c-Class Server Blade Enclosures</b>	HP BLc3000 Configure-to-order Enclosure	508668-B21
	<b>NOTE:</b> CTO model includes 2 AC power supplies and 4 Active Cool 100 Fans, a DVD drive, rack rails, and a single DDR2 Onboard Administrator module.	
	HP BLc3000 Configure-to-order Rack Enclosure	AH257B
	<b>NOTE:</b> CTO model includes 2 AC power supplies and 4 Active Cool 100 Fans, a DVD drive, rack rails, and a single DDR2 Onboard Administrator module.	

#### Select additional optional enclosure options:

<b>HP Redundant Onboard Administrator</b>	HP BLc3000 Dual DDR2 Onboard Administrator	488100-B21
	<b>NOTE:</b> The BLxxxx G7 requires the latest version of the Onboard Administrator firmware. This firmware release may also require other subsystem firmware upgrades. For information on the latest firmware versions, please see the Blades Firmware Maintenance website at: <a href="http://h18004.www1.hp.com/products/blades/components/c-class-compmatrix.html">http://h18004.www1.hp.com/products/blades/components/c-class-compmatrix.html</a>	
	<b>NOTE:</b> Second Onboard Administrator Module for the DDR2 OA module included in (P/N 508668-B21 and AH257B).	
<b>HP Additional c3000 Power Supplies</b> (Choose AC or DC power supplies)	HP 1200W Common Slot Silver Hot Plug Power Supply Kit	500172-B21
	<b>NOTE:</b> AC power supplies include a C13 to C14 PDU power cord.	
	<b>NOTE:</b> HP BladeSystem Power supplies meet multiple Energy Efficiency Initiatives: 1200W, 90%: Climate Savers Computing Initiative SILVER and ECOS Consulting 80 Plus SILVER	
	<b>NOTE:</b> The 80 PLUS program is a unique forum that unites electric utilities, the computer industry, and consumers in an effort to bring energy efficient technology solutions to the marketplace. 80 Plus independently tests power supply efficiency and publically posts the results on <a href="http://80Plus.org">80Plus.org</a> .	
	HP 1200W Common Slot -48VDC Hot Plug Power Supply Kit	437573-B21
	<b>NOTE:</b> DC power supplies contain a -48V DC power cord designed for in rack DC power rectifiers.	
	<b>NOTE:</b> When this DC power supply (437573-B21) is ordered as a factory	



### Configuration Information Factory Integrated Models

integrated enclosure option, standard AC supplies are not included in the order shipment. When this DC power supply is ordered with an enclosure, but not factory integrated, standard AC power supplies are included in the order shipment and DC power supplies are shipped separately.

**NOTE:** Order additional power supplies for rack models, as determined by the use of the HP BladeSystem Power Calculator.

**NOTE:** For a full enclosure, order 4 power supplies in a Power Supply Redundant (N+1) configuration; order 6 power supplies in an AC Redundant (N+N) configuration.

**NOTE:** Order 6 power supplies for AC or DC Redundant (N+N) configuration.

**NOTE:** Each enclosure must include only 1 type of power supplies. All AC or all DC power supplies.

**NOTE:** The HP ProLiant 1200w AC Common Slot Power supply meets multiple Energy Efficiency Initiatives: Climate Savers Computing Initiative Silver and ECOS Consulting 80PLUS Silver. Efficiency test results can be viewed at: [80Plus.org](http://80Plus.org).

<b>HP c-Class Active Cool Fan</b>	HP BLc3000 Enclosure HP Single Active Cool 100 Fan Option	507082-B21
	<p><b>NOTE:</b> These fans are for the HP BladeSystem c3000 CTO Enclosure (P/Ns 508668-B21 and AH257B only).</p> <p>HP BLc7000 Enclosure HP Single Active Cool Fan Option Kit</p> <p><b>NOTE:</b> For a full enclosure, order 2 additional (6 total) Active Cool Fans.</p> <p><b>NOTE:</b> Mixing of the Active Cool 100 and Active Cool 200 in a c3000 enclosure is not supported.</p>	412140-B21
<b>HP c3000 KVM Modules and Adapters</b>	HP BLc3000 KVM Option	437575-B21
	<p>HP KVM USB2 1-pack Interface Adapter</p> <p><b>NOTE:</b> Order one KVM Adapter per c3000 enclosure, to support KVM switches accepting RJ45 cables. Please see Options section of this QuickSpecs for additional product information.</p>	AF603A
<b>HP Insight Control for BladeSystem Licenses</b>	HP Insight Control for BladeSystem including 1yr 24x7 Support Enclosure 8 Server FIO License	439034-B23
	<p><b>NOTE:</b> This license supports HP ProLiant c-Class blade servers.</p> <p><b>NOTE:</b> Must be purchased as an option to an HP BladeSystem enclosure. FIO can only be ordered as part of a factory-configured platform. Customer will receive a printed license entitlement certificate via physical shipment.</p> <p>HP Insight Control for BladeSystem including 1yr 24x7 Support Enclosure 16 Server FIO License</p> <p><b>NOTE:</b> This license supports HP ProLiant c-Class blade servers.</p> <p><b>NOTE:</b> Must be purchased as an option to an HP BladeSystem enclosure. FIO can only be ordered as part of a factory-configured platform. Customer will receive a printed license entitlement certificate via physical shipment.</p>	417688-B23
<b>HP Optional Power Cords</b>	<p>HP 2m 15A C20 C13 Universal Jumper Cord</p> <p><b>NOTE:</b> For use with PDU's accepting C20 power cords.</p> <p><b>NOTE:</b> Order 1 for each power supply.</p>	AF590A



### Configuration Information Factory Integrated Models

#### Step 3: Select additional (one to four) interconnects.

**NOTE:** Interconnect Bay 1 must contain one of the "Ethernet" interconnect modules For additional information on Interconnect and Mezzanine Options, please visit the following:

HP BladeSystem c-Class Interconnect and Mezzanine Components:

<http://h18004.www1.hp.com/products/blades/components/c-class-interconnects.html>

<http://h18004.www1.hp.com/products/blades/components/c-class-adapters.html>

<b>HP BladeSystem c-Class Ethernet Interconnects</b>	HP Virtual Connect Flex-10 10Gb Ethernet Module for c-Class BladeSystem	455880-B21
	HP 1/10Gb-F Virtual Connect Ethernet Module for c-Class BladeSystem	447047-B21
	HP 6120G/XG Ethernet Blade Switch	498358-B21
	HP 6120XG Blade Switch	516733-B21
	HP 1GB Ethernet Pass-Thru Module for c-Class BladeSystem	406740-B21
	HP 10GbE Ethernet Pass-Thru Module for c-Class BladeSystem	538113-B21
	Cisco Catalyst 1/10GbE 3120X Blade Switch	451439-B21
	Cisco Catalyst 1GbE 3120G Blade Switch	451438-B21
	Cisco Catalyst Blade Switch 3020 for HP c-Class BladeSystem	410916-B21
	HP GbE2c Layer 2/3 Ethernet Blade Switch	438030-B21
	HP GbE2c Layer 2/3 Ethernet Blade Switch Advanced Functionality Software Option	485192-B21
	<b>NOTE:</b> Provides additional feature functionality such as Hot Links, PVLAN Edge and IGMPv3 Snooping. Purchase of this SW entitles users to three years of additional software upgrades as made available. This option may be purchased at any time.	
	HP 1:10Gb Ethernet Blade Switch for c-Class BladeSystem	438031-B21
	HP 1/10GbE BLc Advanced Functionality Software Option	485193-B21
	<b>NOTE:</b> Provides additional feature functionality such as Hot Links, PVLAN Edge and IGMPv3 Snooping. Purchase of this SW entitles users to three years of additional software upgrades as made available. This option may be purchased at any time.	
	HP 10GbE BLc Advanced Functionality Software Option	485194-B21
	<b>NOTE:</b> Provides additional feature functionality such as Hot Links, PVLAN Edge and IGMPv3 Snooping. Purchase of this SW entitles users to three years of additional software upgrades as made available. This option may be purchased at any time.	
<b>NOTE:</b> HP Virtual Connect FlexFabric 10Gb/24-port Module for c-Class BladeSystem (P/N 571956-B21) is not compatible with the c3000 enclosure		
<b>HP SAS Switch</b>	HP 6Gb SAS BL Switch Single Pack	BK763A
	HP 6Gb SAS BL Switch Dual Pack	BK764A
<b>NOTE:</b> Please see the QuickSpecs for Technical Specifications and additional information at:		
<a href="http://h18000.www1.hp.com/products/quickspecs/13690_div/13690_div.html">http://h18000.www1.hp.com/products/quickspecs/13690_div/13690_div.html</a>		
<b>HP BladeSystem c-Class FC SAN Interconnects</b>	HP Virtual Connect 8Gb 24-port Fibre Channel Module for c-Class BladeSystem	466482-B21
	HP Virtual Connect 8Gb 20-port Fibre Channel Module for c-Class BladeSystem	572018-B21
	HP 4GB Fibre Channel Pass-thru Module for c-Class BladeSystem	403626-B21
	HP B-series 8/12c SAN Switch for BladeSystem c-Class	AJ820A
	HP B-series 8/24c SAN Switch for BladeSystem c-Class	AJ821A
	HP B-series 8/24c Power Pack+ SAN Switch for BladeSystem c-Class	AJ822A
	HP MDS 8/12c BladeSystem Fabric Switch	AW563A
	HP MDS 8/24c BladeSystem Fabric Switch	AW564A
	Cisco MDS 9124e 12-port Fabric Switch for c-Class BladeSystem	AG641A
Cisco MDS 9124e 24-port Fabric Switch for c-Class BladeSystem	AG642A	

### Configuration Information Factory Integrated Models

#### Step 4: Select rack power distribution for installing the enclosure into a rack.

**NOTE:** For use with the c3000 rack-able model only.

**NOTE:** A pair of PDUs must be ordered for AC Feed redundancy. If AC redundancy is not required, a single PDU or UPS may be acceptable.

<b>HP Monitored Power Distribution Unit</b>	HP Single Input 3 Phase 24A Monitored Power Distribution Unit	AF504A
	HP Single Input 3 Phase 16A Monitored Power Distribution Unit	AF508A
<b>HP Modular Power Distribution Unit</b>	HP 40A High Voltage NA/JP Modular Power Distribution Unit	252663-D73
	HP 40A High Voltage INT Modular Power Distribution Unit	252663-B32
	HP 32A High Voltage Modular Power Distribution Unit	252663-B31
	HP 24A High Voltage Modular Power Distribution Unit	252663-D72
	HP Two C13 PDU Extension Bars	AF500A
<b>HP Uninterruptible Power Systems - Rack</b>	HP R5500 5000kVA NA/JP 3U Rackmount Uninterruptible Power System	AF426A
	<b>NOTE:</b> The R5500 includes four c-13 PDU Extension bars.	
	<b>NOTE:</b> The R5500 supports 4 power supplies in the Power Supply Redundant (N+1) power mode	

#### Step 5: Select Wall Outlet Power Cords (For connection to standard wall outlets)

**NOTE:** Select one wall outlet power cord for each power supply when plugging the power supplies into a wall outlet.

**NOTE:** Wall Outlet power cords should only be used with low-line (100v to 110V) power sources. If high-line power outlets are required, safety regulations require the use of a PDU or a UPS between the c3000 enclosures power supplies and wall outlets.

**NOTE:** A standard PDU power cord(c13 to C14) is included with each AC power supply, so these wall outlet power cords are not required if you plan to plug the power supplies into a PDU or UPS.

**Order the appropriate power cord for your countries standard electrical outlets.**

<b>HP Power Cords</b>	HP 1.83m 10A C13 Power Cord	AF556A
	<b>NOTE:</b> HP Power cord (6 ft) 1.83 meter 10A C-13-UL domestic power cord, for grounded USA 110V wall outlets.	
	HP 2m C13 Japan Power Cord	AF572A
	<b>NOTE:</b> HP Power cord 2 meter C13 Japan low-line power cord, for Japanese 100V wall outlets.	
	HP 2m 15A C20 C13 Universal Jumper Cord	AF590A
	<b>NOTE:</b> For use with PDUs accepting C20 power cords.	

### Related Options

<b>HP c3000 Enclosure Options</b>	<p>HP BLc7000 Miscellaneous Blanks Option Kit  <b>NOTE:</b> Contains 1 each of Power Supply Blank, Interconnect Module Blank, Local KVM option blank, DVD Blank, Active Cool Fan Blank, and c3000 minidivider)  <b>NOTE:</b> This kit should only be ordered to replace lost or damaged blanks.</p>	412148-B21
	<p>HP BLc7000 Server Blank w/Coupler Option  <b>NOTE:</b> The coupler allows half-height server blanks to be coupled together to create a full-height server blank.  <b>NOTE:</b> This kit should only be ordered to replace lost or damaged blanks.</p>	412150-B21
<b>HP c3000 Rack Brackets</b>	<p>HP BLc3000 10000 Series Rack Shipping Bracket Option  <b>NOTE:</b> Required when shipping a c3000 enclosure in a HP 10000 series rack. Please order 1 kit per enclosure.</p>	461384-B21
<b>HP Onboard Administrator</b>	<p>HP BLc3000 DDR2 Onboard Administrator Rotate LCD Kit  <b>NOTE:</b> The BLxxxx G7 requires the latest version of the Onboard Administrator firmware. This firmware release may also require other subsystem firmware upgrades. For information on the latest firmware versions, please see the Blades Firmware Maintenance website at:  <a href="http://h18004.www1.hp.com/products/blades/components/c-class-compmatrix.html">http://h18004.www1.hp.com/products/blades/components/c-class-compmatrix.html</a>  <b>NOTE:</b> For field upgrades of previous generation enclosures only.  <b>NOTE:</b> This Redundant Onboard Administrator module supports either single mode, or dual/redundant mode Onboard Administrators.</p>	590863-B21
	<p>HP BLc3000 Dual DDR2 Onboard Administrator  <b>NOTE:</b> Second Onboard Administrator Module for the DDR2 OA module.  <b>NOTE:</b> Support for second Order Administrator Module for c3000 Enclosure.  <b>NOTE:</b> This module fits into an HP c3000 DDR2 Onboard Administrator.</p>	488100-B21
<b>HP c-Class Power Supply</b>	<p>HP 1200W Common Slot Silver Hot Plug Power Supply Kit  <b>NOTE:</b> AC power supplies include a C13 to C14 PDU power cord.  <b>NOTE:</b> HP BladeSystem Power supplies meet multiple Energy Efficiency Initiatives: 1200W, 90%: Climate Savers Computing Initiative SILVER and ECOS Consulting 80 Plus SILVER  <b>NOTE:</b> The 80 PLUS program is a unique forum that unites electric utilities, the computer industry, and consumers in an effort to bring energy efficient technology solutions to the marketplace. 80 Plus independently tests power supply efficiency and publically posts the results on <a href="http://80Plus.org">80Plus.org</a>.</p>	500172-B21
	<p>HP 1200W Common Slot -48VDC Hot Plug Power Supply Kit  <b>NOTE:</b> DC power supplies contain a -48V DC power cord designed for in rack DC power rectifiers.  <b>NOTE:</b> When this DC power supply (437573-B21) is ordered as a factory integrated enclosure option, standard AC supplies are not included in the order shipment. When this DC power supply is ordered with an enclosure, but not factory integrated, standard AC power supplies are included in the order shipment and DC power supplies are shipped separately.  <b>NOTE:</b> For c-3000 Low-line Power Cords, please order the appropriate power cord for your countries standard electrical outlets. Please see Step 5 above for power cord part numbers.  <b>NOTE:</b> For c-3000 Low-line Power Cords, please order the appropriate power cord for your countries standard electrical outlets. Please see Step 5 above for power cord part numbers.</p>	437573-B21

### Related Options

<b>HP c-Class Active Cool Fans</b>	HP BLc3000 Enclosure HP Single Active Cool 100 Fan Option	507082-B21
	HP BLc7000 Enclosure HP Single Active Cool Fan Option Kit	412140-B21
	<b>NOTE:</b> For a full enclosure, order 2 additional (6 total) Active Cool Fans.	
	<b>NOTE:</b> Supports the c7000 and c3000 enclosures.	
<b>NOTE:</b> Mixing of the Active Cool 100 and Active Cool 200 in a c3000 enclosure is not supported.		
<b>HP c3000 KVM Module and Adapters</b>	HP BLc3000 KVM Option	437575-B21
	<b>NOTE:</b> For use with in-rack KVM switches	
	HP KVM USB2 1-pack Interface Adapter	AF603A
<b>NOTE:</b> Order one KVM Adapter per c3000 enclosure, to support KVM switches accepting RJ45 cables. Please see Options section of this QuickSpecs for additional product information.		
<b>HP BladeSystem c-Class Ethernet Interconnects</b>	HP Virtual Connect Flex-10 10Gb Ethernet Module for c-Class BladeSystem	455880-B21
	HP 1/10Gb-F Virtual Connect Ethernet Module for c-Class BladeSystem	447047-B21
	HP 6120G/XG Ethernet Blade Switch	498358-B21
	HP 6120XG Blade Switch	516733-B21
	HP 1GB Ethernet Pass-Thru Module for c-Class BladeSystem	406740-B21
	<b>NOTE:</b> The Ethernet Pass-Thru Module is shipped as a single unit and should be ordered in quantities of two.	
	HP BLc Virtual Connect 1Gb SX Small Form Factor Pluggable Option Kit	453151-B21
	HP BLc Virtual Connect 1Gb RJ-45 Small Form Factor Pluggable Option Kit	453154-B21
	Cisco Catalyst 1/10GbE 3120X Blade Switch	451439-B21
	Cisco Catalyst 1GbE 3120G Blade Switch	451438-B21
	Cisco Catalyst Blade Switch 3020 for HP c-Class BladeSystem	410916-B21
	HP GbE2c Layer 2/3 Ethernet Blade Switch	438030-B21
	HP 1:10Gb Ethernet Blade Switch for c-Class BladeSystem	438031-B21
	<b>NOTE:</b> HP Virtual Connect FlexFabric 10Gb/24-port Module for c-Class BladeSystem (P/N 571956-B21) is not compatible with the c3000 enclosure	
	<b>HP BladeSystem c-Class InfiniBand Switch</b>	HP 4X DDR InfiniBand Generation2 Switch Module for c-Class BladeSystem
<b>HP BladeSystem c-Class FC SAN Interconnects</b>	HP Virtual Connect 4Gb Fibre Channel Module for c-Class BladeSystem	409513-B22
	HP Virtual Connect 8Gb 24-port Fibre Channel Module for c-Class BladeSystem	466482-B21
	HP Virtual Connect 8Gb 20-port Fibre Channel Module for c-Class BladeSystem	572018-B21
	HP 4GB Fibre Channel Pass-thru Module for c-Class BladeSystem	403626-B21
<b>Brocade SAN Switch for HP BladeSystem c-Class</b>	HP B-series 8/12c SAN Switch for BladeSystem c-Class	AJ820A
	HP B-series 8/24c SAN Switch for BladeSystem c-Class	AJ821A
	HP B-series 8/24c Power Pack+ SAN Switch for BladeSystem c-Class	AJ822A

### Related Options

<b>Cisco MDS Fabric Switch for HP BladeSystem c-Class</b>	HP MDS 8/12c BladeSystem Fabric Switch	AW563A
	HP MDS 8/24c BladeSystem Fabric Switch	AW564A
	HP MDS Fabric Manager Server Enterprise Package for BladeSystem c-Class LTU	TC318A
<b>NOTE:</b> Please see the QuickSpecs for Technical Specifications and additional information at: <a href="http://18000.www1.hp.com/products/quickspecs/13821_div/13821_div.html">http://18000.www1.hp.com/products/quickspecs/13821_div/13821_div.html</a>		
	Cisco MDS 9124e 12-port Fabric Switch for c-Class BladeSystem	AG641A
	Cisco MDS 9124e 24-port Fabric Switch for c-Class BladeSystem	AG642A

<b>HP Insight Software</b>	<b>HP Insight Control</b>	
	HP Insight Control for BladeSystem including 1yr 24x7 Support Enclosure 8 Server Electronic License	TC276AAE
	HP Insight Control for BladeSystem including 1yr 24x7 Support Enclosure 16 Server Electronic License	TC277AAE
	HP Insight Software Media Kit	436222-B21
	<b>NOTE:</b> Insight Software DVD media without licenses. Contains HP Systems Insight Manager, HP Insight Control, HP Insight Dynamics, HP Insight Control for Microsoft System Center, and Virtual Connect Enterprise Manager software. Uses an integrated installer to perform quick and accurate software installation and updates.	
	<b>NOTE:</b> Licenses ship without media. The Insight Control Media Kit can be ordered separately, or can be downloaded at: <a href="http://www.hp.com/go/insightupdates">http://www.hp.com/go/insightupdates</a> .	
	<b>NOTE:</b> The "for bundling with an enclosure" license kits can only be ordered together with a BladeSystem c3000 or c7000 enclosure on the same order.	
	<b>NOTE:</b> Electronic licenses can be used to purchase multiple licenses with a single activation key, and is available in all countries except China and Japan. Customers in China and Japan should order the physical equivalent.	
	<b>NOTE:</b> Customer will receive a license entitlement certificate, which must be redeemed online or via fax in order to obtain the license activation key(s). Includes one year of 24 x 7 HP Software Technical Support Service.	
	<b>NOTE:</b> For additional License Kits, please see the QuickSpecs at: <a href="http://h18000.www1.hp.com/products/quickspecs/12631_div/12631_div.html">http://h18000.www1.hp.com/products/quickspecs/12631_div/12631_div.html</a>	
	<b>HP Insight Control for Linux</b>	
	HP Insight Control for Linux w/1yr 24x7 Supp Enclosure Bundle Electronic 8 Svr LTU	TC211AAE
	HP Insight Control for Linux w/1yr 24x7 Supp Enclosure Bundle Electronic 16 Svr LTU	TC212AAE

<b>HP Virtual Connect Enterprise Manager</b>	HP Virtual Connect Enterprise Manager including 1yr 24x7 Support Single c3000 Enclosure Lic	459867-B21
	<b>NOTE:</b> This license allows 1 BL-c3000 enclosure to be managed with VCEM. Customer will receive a printed license entitlement certificate via physical shipment. The license entitlement certificate must be redeemed online or via fax to obtain the license activation key(s). Includes one year of 24 x 7 HP Software Technical Support and Update Service.	
<b>NOTE:</b> For additional License Kits, please visit: <a href="http://h18000.www1.hp.com/products/quickspecs/12860_div/12860_div.html">http://h18000.www1.hp.com/products/quickspecs/12860_div/12860_div.html</a>		

### Related Options

<b>HP c-Class Storage Blades</b>	HP StorageWorks LTO-5 SB3000c Tape Blade	BS580A
	<b>NOTE:</b> Please see the QuickSpecs for Technical Specifications and additional information at: <a href="http://18000.www1.hp.com/products/quickspecs/12729_div/12729_div.html">http://18000.www1.hp.com/products/quickspecs/12729_div/12729_div.html</a>	
	HP StorageWorks X1800sb G2 Network Storage Blade	BV872A
	<b>NOTE:</b> Please see the QuickSpecs for Technical Specifications and additional information at: <a href="http://h18000.www1.hp.com/products/quickspecs/13839_div/13839_div.html">http://h18000.www1.hp.com/products/quickspecs/13839_div/13839_div.html</a>	
	HP StorageWorks X3800sb G2 Network Storage Blade	BV874A
	<b>NOTE:</b> Please see the QuickSpecs for Technical Specifications and additional information at: <a href="http://h18000.www1.hp.com/products/quickspecs/13841_div/13841_div.html">http://h18000.www1.hp.com/products/quickspecs/13841_div/13841_div.html</a>	
	<hr/>	
<b>HP Ultrium Tape Blades</b>	HP StorageWorks SB1760c Tape Blade	AQ697A
	<b>NOTE:</b> LTO-4 Ultrium tape technology	
	HP BL c-Class SB40c PCI Express Mezzanine Pass Thru Option Kit	431643-B21
	<b>NOTE:</b> The HP PCI Express Mezzanine Pass-Thru Card for HP BladeSystem (431643-B21) is required when installing a tape blade adjacent to a full-height server blade <b>NOTE:</b> Please see the QuickSpecs for Technical Specifications and additional information at: <a href="http://h18000.www1.hp.com/products/quickspecs/12729_div/12729_div.html">http://h18000.www1.hp.com/products/quickspecs/12729_div/12729_div.html</a>	
<b>HP Storage Blade</b>	HP D2200sb Storage Blade	AP880A
	<b>NOTE:</b> The HP PCI Express Mezzanine Pass-Thru Card (P/N 431643-B21) is required to support the HP D2200sb PCIe Storage Blade with the BL620c G7. Up to two storage blades are supported per server mix and match (Ultrium Tape, D2200sb PCIe Storage, and/or PCI Expansion Blades). <b>NOTE:</b> The HP PCI Express Mezzanine Pass-Thru Card can be placed in mezzanine slot 2 and/or 3.	
	HP D2200sb PCIe and P4000 VSA with Smart Array Advance Pack LTU Bundle	AP881A
	HP D2200sb PCIe w/12 600GB 6G SAS HDD with Smart Array Advance Pack LTU Bundle	AP882A
	HP D2200sb PCIe Storage Blade with Smart Array Advance Pack LTU Bundle	BK781A
	<b>NOTE:</b> Please see the HP D2200sb PCIe Storage Blade QuickSpecs for technical specifications and additional information at: <a href="http://h18006.www1.hp.com/storage/bladeSystem/index.html">http://h18006.www1.hp.com/storage/bladeSystem/index.html</a>	
	<hr/>	
<b>HP Expansion Blade</b>	HP BLc PCI Expansion Blade	448018-B21
	<b>NOTE:</b> Please see the QuickSpecs for Technical Specifications and additional information at: <a href="http://h18000.www1.hp.com/products/quickspecs/12753_div/12753_div.html">http://h18000.www1.hp.com/products/quickspecs/12753_div/12753_div.html</a>	
<hr/>		

### Related Options

<b>HP Power Distribution Units</b>	<b>Monitored PDU</b>	
	HP Single Input 3 Phase 24A Monitored Power Distribution Unit	AF504A
	HP Single Input 3 Phase 16A Monitored Power Distribution Unit	AF508A
	<b>NOTE:</b> Please see the following QuickSpecs for additional information: <a href="http://h18000.www1.hp.com/products/quickspecs/12118_div/12118_div.html">http://h18000.www1.hp.com/products/quickspecs/12118_div/12118_div.html</a> (Worldwide)	
	<b>Modular PDUs</b>	
	HP 40A High Voltage NA/JP Modular Power Distribution Unit	252663-D73
	HP 40A High Voltage INT Modular Power Distribution Unit	252663-B32
	HP 32A High Voltage Modular Power Distribution Unit	252663-B31
	HP 24A High Voltage Modular Power Distribution Unit	252663-D72
	<b>NOTE:</b> Please see the following QuickSpecs for additional options including shorter jumper cables and country specific power cords: <a href="http://h18000.www1.hp.com/products/quickspecs/11041_div/11041_div.html">http://h18000.www1.hp.com/products/quickspecs/11041_div/11041_div.html</a> (Worldwide)	
	HP Two C13 PDU Extension Bars	AF500A
	<b>NOTE:</b> Please see the QuickSpecs for Technical Specifications and additional information: <a href="http://www.hp.com/go/pdu">www.hp.com/go/pdu</a> (Worldwide)	
	<b>NOTE:</b> Please see the UPS and PDU cable matrix's on the HP Power Protection and Management page. Under Power Cords, click on the "HP Power Cord Matrix" link. That link will list cable descriptions, requirements, and specifications for UPS and PDU units. Please see the following link: <a href="http://www.hp.com/products/powercords">www.hp.com/products/powercords</a> .	
<hr/>		
<b>HP Power Cords</b>	HP 2m 15A C20 C13 Universal Jumper Cord	AF590A
	<b>NOTE:</b> For use with PDU's that accept C20 power cords.	
<hr/>		
<b>HP Uninterruptible Power Systems</b>	<b>Uninterruptible Power Systems - Rack Mountable</b>	
	HP R5500 5000kVA NA/JP 3U Rackmount Uninterruptible Power System	AF426A
	<b>NOTE:</b> The R5500 includes four c-13 PDU Extension bars.	
	<b>NOTE:</b> The R5500 supports 4 power supplies in the Power Supply Redundant (N+1) power mode.	
<hr/>		
<b>HP Rack Series</b> (Graphite Metallic)	<b>HP Rack 10000 G2 Series</b>	
	HP 10642 G2 1200mm deep Shock Rack	AF092A
	HP 10647 G2 1200mm deep Shock Rack	AF094A
	HP 10642 G2 Pallet Universal Rack	AF001A
	HP 10642 G2 Shock Universal Rack	AF002A
	<b>NOTE:</b> Please see the QuickSpecs for Technical Specifications and additional information at: <a href="http://h18000.www1.hp.com/products/quickspecs/12402_div/12402_div.html">http://h18000.www1.hp.com/products/quickspecs/12402_div/12402_div.html</a> (Worldwide)	
	<b>NOTE:</b> For additional information regarding Rack Cabinets, please see the following URL: <a href="http://www.hp.com/go/rackandpower">http://www.hp.com/go/rackandpower</a>	
<hr/>		

### Related Options

#### HP Rack Options

#### Keyboards and Monitors

HP USB BFR with PVC Free US Keyboard/Mouse Kit	631341-B21
HP USB BFR with PVC Free UK Keyboard/Mouse Kit	631344-B21
HP USB BFR with PVC Free FR Keyboard/Mouse Kit	631346-B21
HP USB BFR with PVC Free ES Keyboard/Mouse Kit	631348-B21
HP USB BFR with PVC Free DE Keyboard/Mouse Kit	631358-B21
HP USB BFR with PVC Free JP Keyboard/Mouse Kit	631360-B21
HP USB BFR with PVC Free IT Keyboard/Mouse Kit	631362-B21
HP USB BFR with PVC Free CN Keyboard/Mouse Kit	631364-B21
HP USB BFR with PVC Free AE Keyboard/Mouse Kit	638212-B21
HP USB BFR with PVC Free RU Keyboard/Mouse Kit	638214-B21

**NOTE:** Please see the QuickSpecs for Technical Specifications and additional information:

[http://h18000.www1.hp.com/products/quickspecs/13972\\_div/13972\\_div.html](http://h18000.www1.hp.com/products/quickspecs/13972_div/13972_div.html)  
(Worldwide)

HP TFT7600 Rackmount Keyboard 17in US Monitor	AG052A
HP TFT7600 G2 KVM Console Rackmount Keyboard US Monitor	AZ870A
HP TFT7600 G2 KVM Console Rackmount Keyboard UK Monitor	AZ871A
HP TFT7600 G2 KVM Console Rackmount Keyboard DE Monitor	AZ872A
HP TFT7600 G2 KVM Console Rackmount Keyboard FR Monitor	AZ873A
HP TFT7600 G2 KVM Console Rackmount Keyboard IT Monitor	AZ874A
HP TFT7600 G2 KVM Console Rackmount Keyboard ES Monitor	AZ875A
HP TFT7600 G2 KVM Console Rackmount Keyboard DK Monitor	AZ876A
HP TFT7600 G2 KVM Console Rackmount Keyboard NO Monitor	AZ877A
HP TFT7600 G2 KVM Console Rackmount Keyboard SE/FI Monitor	AZ878A
HP TFT7600 G2 KVM Console Rackmount Keyboard CH Monitor	AZ879A
HP TFT7600 G2 KVM Console Rackmount Keyboard PT Monitor	AZ880A
HP TFT7600 G2 KVM Console Rackmount Keyboard BE Monitor	AZ881A
HP TFT7600 G2 KVM Console Rackmount Keyboard JP Monitor	AZ882A
HP TFT7600 G2 KVM Console Rackmount Keyboard RU Monitor	AZ883A
HP TFT7600 G2 KVM Console Rackmount Keyboard Intl Monitor	AZ884A
HP TFT7600 G2 KVM Console Rackmount Keyboard US TAA Monitor	AZ885A

**NOTE:** Please see the QuickSpecs for Technical Specifications and additional information:

[http://h18006.www1.hp.com/products/quickspecs/13731\\_div/13731\\_div.html](http://h18006.www1.hp.com/products/quickspecs/13731_div/13731_div.html)

**NOTE:** For additional information regarding Rack Options, please see the following URL: <http://www.hp.com/go/rackandpower>

#### HP Serial Console Server Options

HP 16 Port Serial Console Server	AF101A
HP 48 Port Serial Console Server	AF102A
HP CAT5 RJ45-DB9 DCE Female 1 Pack Serial Adapter	AF103A
HP CAT5 RJ45-DB9 DCE Female 8 Pack Serial Adapter	AF110A

**NOTE:** Please see the QuickSpecs for Technical Specifications and additional information:

[http://h18000.www1.hp.com/products/quickspecs/12118\\_div/12118\\_div.html](http://h18000.www1.hp.com/products/quickspecs/12118_div/12118_div.html)  
(Worldwide)

**NOTE:** Cat5e cables are required to connect Serial Adapters to Serial Console Servers. Additional Serial Adapters and Cat5e cables can be found at the following URL: <http://www.hp.com/go/kvm>.

**NOTE:** For additional information regarding KVM switches, Serial Console servers, rack mount monitors, keyboards and all related options please see the following URL: <http://www.hp.com/go/kvm>.



### Related Options

#### HP KVM Switches

HP BladeSystem c-Class KVM Interface Adapter	AF605A
HP Server Console 0x2x8 Port Analog Switch	AF616A
HP Server Console 0x2x16 Port Analog Switch	AF617A

**NOTE:** Please see the QuickSpecs for Technical Specifications and additional information:

[http://h18000.www1.hp.com/products/quickspecs/11834\\_div/11834\\_div.html](http://h18000.www1.hp.com/products/quickspecs/11834_div/11834_div.html) (Worldwide)

HP 1x4 USB/PS2 KVM Console Switch	AF611A
HP 1x4 KVM Console 6ft USB Cable	AF613A

**NOTE:** required for supporting USB peripherals.

**NOTE:** Please see the QuickSpecs for Technical Specifications and additional information:

[http://h18000.www1.hp.com/products/quickspecs/12662\\_div/12662\\_div.html](http://h18000.www1.hp.com/products/quickspecs/12662_div/12662_div.html) (Worldwide)

**NOTE:** For additional information regarding KVM switches, Serial Console servers, rack mount monitors, keyboards and all related options please see the following URL: <http://www.hp.com/go/kvm>

#### Rack Options

HP Universal 10642 G2 Front Door	AF009A
HP Universal 10636 G2 Front Door	AF019A
HP 10642 G2 Side Panel	AF054A
HP 10636 G2 Side Panel	AF056A
HP 36U Rack Rear Extension Kit	AF060A
HP 10K G2 600W Graphite Stabilizer Kit	AF062A
HP 10K G2 800W Heavy Duty Graphite Stabilizer Kit	AF068A
<b>NOTE:</b> Supports 10000 G2 Series only.	
HP 10000 G2 Series Rack Grounding Kit	AF074A
HP 600W 10K G2 Rack Tie Down Kit	AF076A

**NOTE:** For additional information regarding Rack Options, please see the following URL: <http://www.hp.com/go/rackandpower>.

#### HP Tape Backup

**NOTE:** Fibre channel tape libraries/D2D/VLS devices connect to blade enclosures via a Fibre switch in the switch bay. SAS tape libraries connect to blade enclosures via a SAS switch in the switch bay or a server blade via a SAS HBA inside the PCI Expansion Blade. iSCSI D2D systems connect to blade enclosures via an Ethernet switch in the switch bay. Please visit: <http://www.hp.com/go/ebs> for complete compatibility details.

#### HP 1/8 G2 Tape Autoloaders

HP StorageWorks 1/8 G2 LTO-4 Ultrium 1760 SAS Tape Autoloader	AK377A
HP StorageWorks 1/8 G2 Ultrium 920 SAS Autoloader	AH558A

#### HP MSL2024 Tape Library

HP StorageWorks MSL2024 1 LTO-4 Ultrium 1760 SAS Tape Library	AK378A
HP StorageWorks MSL2024 Ultrium 920 SAS Tape Library	AH559A

#### HP MSL4048 Tape Library

HP StorageWorks MSL4048 2 LTO-4 Ultrium 1760 SAS Tape Library	AK380A
---	--------

#### HP MSL8096 Tape Library

HP StorageWorks MSL8096 2 LTO-4 Ultrium 1760 SAS Tape Library	AK382A
---	--------

**NOTE:** Please reference the QuickSpecs at: <http://www.hp.com/go/automation> for additional information needed to create a complete solution; reference current compatibility information at: <http://www.hp.com/go/ebs>.

**HP Care Pack Services** **NOTE:** HP Care Pack services for the c3000 Enclosure cover the enclosure,



### Related Options

power supplies and fans. HP qualified rack options are covered by these services when installed within the same rack. HP supported c-Class enclosure devices including pass thru, Ethernet interconnect and virtual connect modules are also covered by the c3000 enclosure Care Pack services.

**NOTE:** SAN/Fabric switches for the HP c-Class BladeSystem are not covered under the c3000 enclosure Care Packs, SAN/Fabric switches carry separate Care Packs. SAN/Fabric Switch Care Pack service level support should always be uplifted to match existing storage or server service level.

#### Hardware Services On-site Service

HP 3 year Next business day c3000 Enclosure Hardware Support UH309E

**NOTE:** Uplifts the Ethernet devices to the same level of warranty as the c-class enclosure.

HP 3 year 4 hour 13x5 c3000 Enclosure Hardware Support UH310E

HP 3 year 4 hour 24x7 c3000 Enclosure Hardware Support UH311E

HP 3 year 6 hour 24x7 Call to Repair c3000 Enclosure Hardware Support UH312E

#### Support Plus 24

HP 3 year Support Plus 24 Insight Control BladeSystem c3000 Service UF540E

#### Installation & Start-up Services

HP Startup BladeSystem c3000 + Insight Control Environment + Operating System Service UF817E

HP Startup BladeSystem c3000 + Operating System Service UF818E

HP Startup BladeSystem c3000 Enclosed Network Service UF814E

HP Install c-Class Enclosure & ServerBlade Service UE494E

HP Install c-Class Server Blade Service UE493E

**NOTE:** For more information, customer/resellers can contact:

<http://www.hp.com/services/bladessystemservices>

**NOTE:** The HP Care Pack service part numbers below covers the HP Brocade 4Gb, 12 Port SAN Switch and Brocade 4/24 SAN Switch.

#### Hardware Services On-site Service

HP 3 Years Next business day c-Class SAN Switch Hardware Support UE436E

HP 3 Years 4 hour 13x5 c-Class SAN Switch Hardware Support UE437E

HP 3 Years 4 Hour 24 hours days 1-7 c-Class SAN Switch Hardware Support UE438E

HP 3 Years 6 Hour 24x7 Call-To-Repair c-Class SAN Switch Hardware Support UE439E

HP Installation Storage Switches Service

Hardware Installation, Electronic U5988E

**NOTE:** The HP Care Pack service part numbers below covers the Brocade 4/24 SAN Switch Power Pack.

#### Hardware Services On-site Service

##### Support Plus

HP 3 year Support Plus 4/24 SAN Switch Power Pack Service UE728E

##### Support Plus 24

HP 3 year Support Plus 24 4/24 Switch Power Pack Service UE729E

**NOTE:** The HP Care Pack service part numbers below covers the HP Cisco MDS 9124e 12 port and 24 port Fabric Switch.

#### Hardware Services On-site Service

HP 3 year Next business day MDS 9124e Switch Hardware Support UF313E

HP 3 year 4 hour 13x5 MDS 9124e Switch Hardware Support UF972E

HP 3 year 4 hour 24x7 MDS 9124e Switch Hardware Support UF973E

HP 3 year 6 hour 24x7 MDS 9124e Switch Hardware Support UF974E

HP Installation Storage Switches Service U5988E

#### Software Installation and StartUp Services

HP Installation and Startup for Insight Control Server Deployment - previously Rapid Deployment Pack U5683E

### Related Options

**NOTE:** Provides installation on a Customer supplied server designated as a Deployment Server. Includes the deployment of a single server. This new server will be deployed using either one of the pre-configured scripts or an image. In addition, the service will provide for the capture and storage of the configuration of the newly deployed server and orientation on product usage. To be delivered during standard office hours, standard office days.

HP Startup HP Systems Insight Manager Service	UA041E
HP Startup HP Systems Insight Manager Management Agents Service	UA040E
HP Installation and Startup for Insight Control Software	UF369E

#### Software Operating Environment Care Packs

HP 1 year 24x7 10 incidents Microsoft/Novell Software Technical Support	U9269E
HP 1 year 24x7 25 incident Red Hat High Performance Computing Software Technical Support	U3408E
HP 1 year 24x7 10 incidents SuSE IA32 Software Technical Support	U9936E

**NOTE:** For more information, customer/resellers can contact:

[www.hp.com/services/servers](http://www.hp.com/services/servers)

**NOTE:** HP Care Pack services for the c3000 Enclosure cover the enclosure, power supplies and fans. HP qualified rack options are covered by these services when installed within the same rack. HP supported c-Class enclosure devices including pass thru, Ethernet interconnect and virtual connect modules are also covered by the c7000 enclosure Care Pack services.

**NOTE:** SAN/Fabric switches for the HP c-Class BladeSystem are not covered under the c7000 enclosure Care Packs, SAN/Fabric switches carry separate Care Packs. SAN/Fabric Switch Care Pack service level support should always be uplifted to match existing storage or server service level.

#### Hardware Services On-site Service

Next Business Day On-site Service, 5-Day x 9-Hour Coverage, 3 Years, Electronic	HA101A3#6X4
---	-------------

**NOTE:** Uplifts the Ethernet devices to the same level of service as the c-class enclosure

4-Hour On-site Service, 5-Day x 13-Hour Coverage, 3 Years, Electronic	HA103A3#6X4
4-Hour On-site Service, 7-Day x 24-Hour Coverage, 3 Years, Electronic	HA104A3#6X4
6-Hour Call to Repair, On-site Service, 7-Day x 24-Hour Coverage, 3 Years, Electronic	HA105A3#6X4

#### Support Plus

Onsite HW support, 8am-9pm, M-F, 4hr response and SW Tech support offsite, onsite at HP's discretion, 8am-9pm, M-F 2hr response time excl. HP holidays, 3 Years	HA109A3#6X4
---	-------------

Support Plus 24 - Onsite HW support 24x7, 4hr response and SW support offsite, onsite at HP's discretion, 24x7 2hr response time incl. HP holidays, 3 Year	HA110A3#6X4
--	-------------

Proactive 24 Service - Mission Critical proactive environment 24x7 4hr onsite HW support, 3 Years	HA111A3#6X4
---	-------------

Critical Service - Mission Critical proactive environment 6-Hour Call-to-Repair onsite HW support, 3 Years	HA112A3#6X4
--	-------------

#### Installation & Start-up Services

HP BladeSystem c3000 Hard Ware Installation	HA113A1#57A
HP BladeSystem c3000 Infrastructure Installation and Startup Service for Blade Hardware and Insight Control Software	HA114A1#57A

**NOTE:** For more information, customer/resellers can contact:

<http://www.hp.com/services/bladessystemservices>

**NOTE:** The HP Care Pack service part numbers below covers the HP Brocade 4Gb, 12 Port SAN Switch and Brocade 4/24 SAN Switch.

#### Hardware Services On-site Service



### Related Options

Next Business Day On-site Service, 5-Day x 9-Hour Coverage, 3 Years	HA101A3#85J
4-Hour On-site Service, 5-Day x 13-Hour Coverage, 3 Years	HA103A3#85J
4-Hour On-site Service, 7-Day x 24-Hour Coverage, 3 Years	HA104A3#85J
6-Hour Call to Repair, On-site Service, 7-Day x 24-Hour Coverage, 3 Years, Electronic	HA105A3#85J
Hardware Installation, Electronic	HA113A1#5D2

**NOTE:** The HP Care Pack service part numbers below covers the Brocade 4/24 SAN Switch Power Pack.

#### Hardware Services On-site Service

##### Support Plus

Onsite HW support, 8am-9pm, M-F, 4hr response and SW Tech support offsite, onsite at HP's discretion, 8am-9pm, M-F 2hr response time excluding HP holidays, Electronic	HA109A3#85K
--	-------------

##### Support Plus 24

Onsite HW support 24x7, 4hr response and SW Tech support offsite, onsite at HP's discretion, 24x7 2hr response time including HP holidays, Electronic	HA110A3#85K
---	-------------

**NOTE:** The HP Care Pack service part numbers below covers the HP Cisco MDS 9124e 12 port and 24 port Fabric Switch.

#### Hardware Services On-site Service

Next Business Day On-site Service, 5-Day x 9-Hour Coverage, 3 Years	HA101A3#87L
4-Hour On-site Service, 5-Day x 13-Hour Coverage, 3 Years	HA103A3#87L
4-Hour On-site Service, 7-Day x 24-Hour Coverage, 3 Years	HA104A3#87L
6-Hour Call to Repair, On-site Service, 7-Day x 24-Hour Coverage, 3 Years, Electronic	HA105A3#87L
Hardware Installation, Electronic	HA113A1#5D2

**NOTE:** For more information, customer/resellers can contact:  
[www.hp.com/services/servers](http://www.hp.com/services/servers)

### Power Specifications

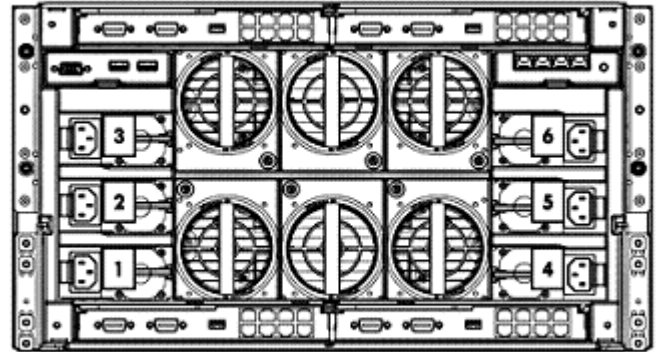
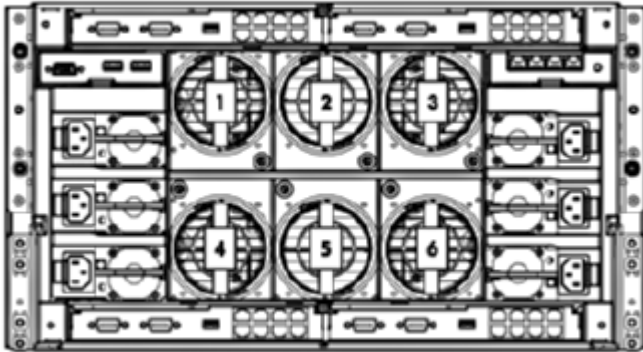
<b>HP 1200W Common Slot Silver Hot Plug Power Supply Kit</b>							
Part Number	500172-B21						
Input Voltage Range ( V rms )	100-240						
Frequency Range (Nominal) ( Hz )	50 / 60						
Nominal Input Voltage ( Vrms )	<b>100</b>	<b>120</b>	<b>200</b>	<b>208</b>	<b>220</b>	<b>230</b>	<b>240</b>
Maximum Rated Output Wattage	800	900	1200	1200	1200	1200	1200
Nominal Input Current ( A rms )	9.7	9.0	7.0	6.8	6.4	6.1	5.9
Maximum Rated Input Wattage Rating ( Watts )	930	1034	1348	1348	1348	1348	1348
Maximum Rated VA ( Volt-Amp )	970	1079	1406	1406	1406	1406	1406
Efficiency ( % )	86	87	89	89	89	89	89
Power Factor	0.97						
Leakage Current ( mA )	0.42	0.50	0.83	0.87	0.92	0.96	1.00
Maximum Inrush Current (A peak )	30						
Maximum Inrush Current duration ( mS )	20						
Maximum British Thermal Unit Rating ( BTU-Hr )	3174	3530	4600	4600	4600	4600	4600

<b>HP 1200W Common Slot -48VDC Hot Plug Power Supply Kit</b>							
Part Number	437573-B21						
Input Voltage Range ( V rms )	36-72						
Frequency Range (Nominal) ( Hz )	DC						
Nominal Input Voltage ( Vrms )	<b>100</b>	<b>120</b>	<b>200</b>	<b>208</b>	<b>220</b>	<b>230</b>	<b>240</b>
Maximum Rated Output Wattage	800	900	1200	1200	1200	1200	1200
Nominal Input Current ( A rms )	9.7	9.0	7.0	6.8	6.4	6.1	5.9
Maximum Rated Input Wattage Rating ( Watts )	930	1034	1348	1348	1348	1348	1348
Maximum Rated VA ( Volt-Amp )	970	1079	1406	1406	1406	1406	1406
Efficiency ( % )	86	87	89	89	89	89	89
Power Factor	0.97						
Leakage Current ( mA )	0.42	0.50	0.83	0.87	0.92	0.96	1.00
Maximum Inrush Current (A peak )	30						
Maximum Inrush Current duration ( mS )	20						
Maximum British Thermal Unit Rating ( BTU-Hr )	3174	3530	4600	4600	4600	4600	4600

### Technical Specifications

## Server Blade, Power Supply and Fan Population Guidelines

### Fan & power supply bay numbering



### HP BladeSystem c3000 Enclosure - Rack Power supply bay numbering

### Fan bay numbering

#### Power Supplies & Fans must be placed in the following bays

##### Number of Fans

4  
6

##### Number of Power Supplies (for PS Redundant or non-redundant mode)

2  
3  
4  
5  
6

##### Number of Power Supplies (For AC Redundant mode)

2  
4  
6

##### Fan Bays Used

2,4,5, 6  
all bays filled

##### Power Supply Bays Used

1 & 2  
1, 2, & 3  
1, 2, 3, 4  
1 through 5  
All bays

##### Place Power Supplies in bays:

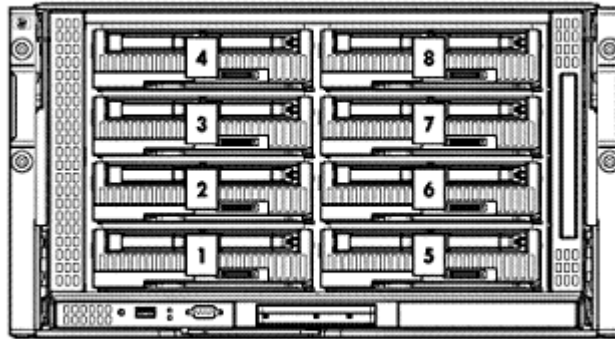
1 & 4  
1, 2, 4, & 5  
all bays filled

**NOTE:** With four fans, the enclosure will support only 4 half-Height Server blades in the bottom half of the enclosure device bays. With six fans, all 8 server bays may be filled.

**NOTE:** For correct operation, fans and server blades must be installed in the correct bays. The Onboard Administrator will ensure that fans and blades are correctly placed before allowing systems to power on.

### Technical Specifications

#### Half-height server blade bay numbering

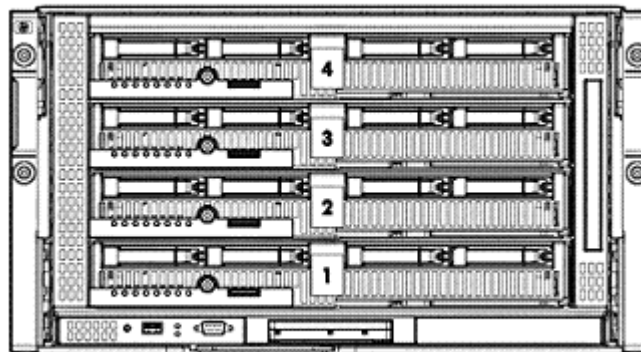


#### HP BladeSystem c3000 Enclosure – Racks

1. Device Bay 1
2. Device Bay 2
3. Device Bay 3
4. Device Bay 4
5. Device Bay 5
6. Device Bay 6
7. Device Bay 7
8. Device Bay 8

**NOTE:** Half-height server blades should be populated from the bottom half of the enclosure, in the following order (bays 1, 5, 2, 6, 3, 7, 4, & 8)

#### Full-height server blade bay numbering



#### HP BladeSystem c3000 Enclosure – Racks

1. Device Bay 1
2. Device Bay 2
3. Device Bay 3
4. Device Bay 4

**NOTE:** Full-height servers should be populated from the bottom to the top (bays 1 thru 4). With four fans, only the bottom 2 bays can be used; with six fans, all bays can be used.

### Technical Specifications

#### Mixed Configuration – Full Height and Half Height Population

The c3000 enclosure is divided into 2 zones or quadrants by the horizontal support metalwork. Zone 1 includes bays 1, 2, 5, and 6; Zone 2 contains bays 3, 4, 7, and 8. Within each zone a removable divider is used to support half height devices. To install a full-height blade in either zone this divider must be removed. An optional mini-divider support bracket is included with every c3000 enclosure. When using a mix of full-height and half height blades in Zone 2, the optional mini-divider can be used to help support the half-height blades if they are being used in slots 7 and/or 8. Each zone can support up to 2 full-height blades, or up to 4 half height blades, or a mix of 1 full-height blade and up to 2 half-height blades.

**NOTE:** Please read the RTF card (included with each c3000 enclosure) and the "HP BladeSystem c3000 Setup and Installation Guide" for more information on using bay dividers and the mini-divider for mixed configurations.

**NOTE:** Storage or tape blades can be installed in the same zone as both full-height and half-height blades, a bracket ships with each SB40c that allows a half-height blade to be mounted to the storage or tape blade.

**NOTE:** In this case, the SB40c or tape blade cannot be removed without first removing the half height blade and mounting bracket.

**NOTE:** For Mixed configurations of full height and half height population rules; please see the c3000 Enclosure installation and users guide at: <http://h71028.www7.hp.com/enterprise/cache/316682-0-0-0-121.html> and the user guides for the blades being configured.

<b>Enclosure Unit – Rack Model</b>	<b>Dimensions</b> (H x W x D) (with bezel)	10.4 x 19.1 x 32.977 in (265 x 485 x 835 mm)	
	<b>Weight</b> (approximate)	Maximum (one enclosure with 8 blades and 4 interconnects installed)	300 lb (136 kg)
		Minimum (one enclosure without blades and interconnects)	130 lb (59 kg)
	<b>Input Requirements</b> (per AC power supply)	Rated Line Voltage	90 – 132 VAC 180 – 264 VAC
		Rated Input Current	9.3 A (at 100 VAC) 9.7 A (at 120VAC) 7.8 A (at 200 VAC) 7.2 A (at 208 VAC) 6.8 A (at 220 VAC) 6.2 A (at 240 VAC)
		Rated Input Frequency	47 to 63 Hz
		<b>BTU Rating</b>	Maximum per power supply 2728 BTU/hr (at 100 VAC) 3069 BTU/hr (at 120VAC) 4092 BTU/hr (at 200 to 240 VAC)
	<b>Power Specifications</b>	To review typical system power ratings use the Power Calculator which is available via the online tool located at URL: <a href="http://www.hp.com/go/bladeSystem/powercalculator">www.hp.com/go/bladeSystem/powercalculator</a>	
	<b>Power Supply Output</b> (per power supply)	Rated Steady-State Power	800 W (at 100 VAC) 900 W (at 120 VAC) 1200 W (at 200 to 240 VAC)
		Maximum Peak Power	880 W (at 100 VAC) 990 W (at 120 VAC) 1350 W (at 200 to 240 VAC)
	<b>System Inlet Temperature</b>	Operating	10° to 35°C (50° to 95°F) at sea level with an altitude derating of 1.0°C per every 305 m (1.8°F per every 1000 ft) above sea level to a maximum of 3050 m (10,000 ft), no direct



### Technical Specifications

			sustained sunlight. Maximum rate of change is 10°C/hr (18°F/hr). The upper limit may be limited by the type and number of options installed. System performance may be reduced if operating with a fan fault or above 30°C (86°F).
<b>Relative Humidity</b> (non-condensing)	Non-operating		-30° to 60°C (-22° to 140°F). Maximum rate of change is 20°C/hr (36°F/hr).
	Operating		10 to 90% relative humidity (Rh), 28°C (82.4°F) maximum wet bulb temperature, non-condensing.
<b>Altitude</b>	Non-operating		5 to 95% relative humidity (Rh), 38.7°C (101.7°F) maximum wet bulb temperature, non-condensing.
	Operating		3050 m (10,000 ft). This value may be limited by the type and number of options installed. Maximum allowable altitude change rate is 457 m/min (1500 ft/min).
<b>Acoustic Noise</b>	Non-operating		9144 m (30,000 ft). Maximum allowable altitude change rate is 457 m/min (1500 ft/min).
		Listed are the declared A-Weighted sound power levels (LWAd) and declared average bystander position A-Weighted sound pressure levels (LpAm) when the product is operating in a 23°C ambient environment. Noise emissions were measured in accordance with ISO 7779 (ECMA 74) and declared in accordance with ISO 9296 (ECMA 109).	
	Idle		depends on server configuration & mix of server blades
	Operating		varies by CPU utilization, server configuration, and mix of server blades
<b>Option Kits</b>	<b>Power Supply Dimensions</b>	Size	Height: 1.515 in (38.48 mm) Width: 3.4 in (86.36 mm) Depth: 7.5 in (190.5 mm)
		Weight	2.5 lbs (1.13 kg)
		<b>Fan Option Shipping Dimensions</b>	Size
		Weight	4.0 lbs (1.8 kg)

### Technical Specifications

**NOTE:** To review maximum system power ratings for facilities planning purposes use the [Active Answers Power Calculator](#) which is available via the online tool located at URL: <http://www.hp.com/go/bladepowercalculator>

#### Environment-friendly Products and Approach

#### End-of-life Management and Recycling

Hewlett-Packard offers end-of-life HP product return, trade-in, and recycling programs in many geographic areas. For trade-in information, please go to: <http://www.hp.com/go/green>. To recycle your product, please go to: <http://www.hp.com/go/green> or contact your nearest HP sales office. Products returned to HP will be recycled, recovered or disposed of in a responsible manner.

The EU WEEE directive (2002/95/EC) requires manufacturers to provide treatment information for each product type for use by treatment facilities. This information (product disassembly instructions) is posted on the Hewlett Packard web site at: <http://www.hp.com/go/green>. These instructions may be used by recyclers and other WEEE treatment facilities as well as HP OEM customers who integrate and re-sell HP equipment.

---

© Copyright 2011 Hewlett-Packard Development Company, L.P.

The information contained herein is subject to change without notice.

Microsoft and Windows NT are US registered trademarks of Microsoft Corporation. Intel, the Intel logo, Xeon and Xeon Inside are trademarks of Intel Corporation in the U.S. and other countries. AMD is a US registered trademark of AMD Corporation.

The only warranties for HP products and services are set forth in the express warranty statements accompanying such products and services. Nothing herein should be construed as constituting an additional warranty. HP shall not be liable for technical or editorial errors or omissions contained herein.