

# SECTION 8

## Water Conditioning Components



**WATER QUALITY PRODUCTS**  
**Catalog 10**

Watts product specifications in U.S. customary units and metric are approximate and are provided for reference only. Watts reserves the right to change or modify product design, construction, specifications or materials without prior notice and without incurring any obligation to make such changes and modifications on Watts products previously or subsequently sold.

# Valves



## Fleck® 2510 plastic valves

Part Number	Valve	Use	Pipe Size	By-Pass	Electrical	Description	Case Qty.
K4022FM	2510	Filter, manual	3/4"	N/A	120/60	With cover, DLFC is separate.	1
K4022FM-Y075	2510	Filter, manual	3/4"	N/A	120/60	Cover, 3/4" MNPT plastic yoke, DLFC.	4
K4022SM	2510	Softener, man.	3/4"	N/A	120/60	Cover only. DLFC is separate.	1
K4022SM-Y075	2510	Softener, man.	3/4"	N/A	120/60	Cover, 3/4" MNPT plastic yoke, DLFC.	1
K4022FTC-12-1206	2510	Filter	3/4"	N/A	120/60	Valve only, TC	4
K4022FTC-B075	2510	Filter	3/4"	3/4" plastic	120/60	With by-pass, cover, DLFC.	1
K4022FTC-B100	2510	Filter	3/4"	1" plastic	120/60	With by-pass, cover, DLFC.	1
K4022FTC-B100SS	2510	Filter	3/4"	1" stainless	120/60	With by-pass, cover, DLFC.	1
K4022STC-B075	2510	Softener, TC	3/4"	3/4" plastic	120/60	With cover, by-pass, DLFC.	1
K4022STC-B100	2510/1600	Softener, TC	3/4"	1" plastic	120/60	With cover, by-pass, DLFC.	1
K4022STC-B100SS	2510/1650	Softener, TC	3/4"	1" stainless	120/60	With cover, by-pass, DLFC.	1
K4022SMTS-1206	2510	Softener, meter	3/4"	N/A	120/60	Valve only (3/4" std. range).	1
K4022SMT-B075	2510	Softener, meter	3/4"	3/4" plastic	120/60	With by-pass, cover, 3/4" std., DLFC	1
K4022SMT-B100	2510	Softener, meter	3/4"	1" plastic	120/60	Includes by pass and cover.	4



## Fleck® 2750 brass valves

Part Number	Valve	Use	Pipe Size	By-Pass	Electrical	Description	Case Qty.
K4010F	2750	Filter, manual	1"	N/A	120/60	Valve only; order DLFC separately.	9
K4010CF	2750	Filter	1"	N/A	120/60	Valve only; cover, DLFC separate.	4
K4010CF-AMS-ENV	2750	Filter	1"	N/A	120/60	Valve only with aux micro switch*	4
K4010C	2750/1600	Softener, TC	1"	N/A	120/60	Valve only.	4
K4010CM	2750/1600	Softener, meter	1"	N/A	120/60	Valve only (3/4" meter).	1
K4010CME	2750/1600	Softener, meter	1"	N/A	120/60	Valve only (3/4" range meter)* EXT	4
K4010DE	2750/1600	Softener, meter	1"	N/A	120/60	Valve only (1" ext range meter)*	4
K4010D	2750/1600	Softener, meter	1"	N/A	120/60	Valve only (1" meter)*	4
K4010-NT	2750/1600	Softener, NT	1"	N/A	120/60	NT valve & transformer. (3/4" M)*	1
K4010CM-SE	2750/1600	Softener, SE	1"	N/A	120/60	SE valve & transformer (3/4" M)*	4

M = Manual; TC = time clock; MTR = metered; A = automatic; SE = simple electronics; NT = networking timer; STD = standard range meter; EXT = extended range meter; HWBP = hard water bypass piston; NHWBP = no hard water bypass piston; AMS = auxiliary micro switch; ENV = environmental; DLFC = drain line flow control housing (order GPM button separately); PL = plastic; SS = Stainless steel; RM = remote meter; SYS = system.

## Fleck valves, continued



### Fleck® 2850 brass valves

Part Number	Valve	Use	Pipe Size	By-Pass	Electrical	Description	Case Qty.
K4050EFC7AN	2850	Filter	1-1/2"	N/A	120/60	Valve, micro switch, NHW by-piston*	1
K4050FC	2850	Filter	1-1/2"	N/A	120/60	Valve only*	4
K4050EF-NT	2850	Filter, NT	1-1/2"	N/A	120/60	NT valve w/ no hard water by piston*	1
K4050FNT	2850	Filter	1-1/2"	N/A	120/60	NT valve only*	1
K4051SC	2850/1600	Softener	1-1/2"	N/A	120/60	Valve only*	1
K4051SME1	2850/1600	Softener, meter	1-1/2"	N/A	120/60	Valve only (1" std. range)*	4
K4051SMS1	2850/1600	Softener, meter	1-1/2"	N/A	120/60	Valve only (1" std. range)*	4
K4051ESE	2850/1650	Softener, SE	1-1/2"	N/A	120/60	SE valve only w/o turbine*	1
K4050-SE	2850/1650	Softener, SE	1-1/2"	N/A	120/60	SE valve only with turbine*	1
K4050SC	2850/1700	Softener, TC	1-1/2"	N/A	120/60	Valve only*	4
K4050SME	2850/1710	Softener, meter	1-1/2"	N/A	120/60	Valve only with 1-1/2" ext range*	4
K4050SME1	2850/1710	Softener, meter	1-1/2"	N/A	120/60	Valve only with 1" ext. range*	4
K4050SMS1	2850/1710	Softener, meter	1-1/2"	N/A	120/60	Valve only with 1" std. range*	4
K4050ES-NTH	2850/1710	Softener, NT	1-1/2"	N/A	120/60	Valve, micro switch, NHW by-piston*	1
K4050ESE	2850/1710	Softener, SE	1-1/2"	N/A	120/60	SE valve w/o turbine*	1
K4050-SE1	2850/1710	Softener, SE	1-1/2"	N/A	120/60	SE valve only with turbine*	1



### Fleck® 2900 brass valves

Part Number	Valve	Use	Pipe Size	By-Pass	Electrical	Description	Case Qty.
K4018F	2900	Filter	2"	N/A	120/60	Valve, C	4
K4018F-NT	2900	Filter NT	2"	N/A	120/60	Valve, C, ENV, NHWBP, w/trans	1
K4018B-E	2900/1600	Softener MTR	2"	N/A	120/60	Valve, C, 2" EXT	4
K4018B	2900/1600	Softener MTR	2"	N/A	120/60	Valve, C, 2" STD	1
K4018G	2900/1600	Softener MTR	2"	N/A	120/60	Valve, C, SYS 7, ENV, 2" RM, STD	4
K4018A	2900/1600	Softener TC	2"	N/A	120/60	Valve, C	1
K4018-NTH	2900/1650	Softener NT	2"	N/A	120/60	Valve, C, ENV, HWBP, w/trans	1
K4018-NT	2900/1650	Softener NT	2"	N/A	120/60	Valve, C, ENV, NHWBP, w/trans	1
K4017	2900/1710	Softener TC	2"	N/A	120/60	Valve, C	4
K4017CE	2900/1710	Softener MTR	2"	N/A	120/60	Valve, C, 2" EXT	4
K4017C	2900/1710	Softener MTR	2"	N/A	120/60	Valve, C, 2" STD	1
K4017DE	2900/1710	Softener MTR	2"	N/A	120/60	Valve, C, SYS 5, ENV, 2" EXT, NHWBP	4
K4017D	2900/1710	Softener MTR	2"	N/A	120/60	Valve, C, SYS 5, ENV, 2" STD, NHWBP	1
K4017G	2900/1710	Softener MTR	2"	N/A	120/60	Valve, C, SYS 7, ENV	1
K4017E	2900/1710	Softener MTR	2"	N/A	120/60	Valve, C, SYS 7, ENV, 2" RM, STD	1
K4017-NTH	2900/1710	Softener NT	2"	N/A	120/60	Valve, C, ENV, HWBP, w/trans	1
K4017-NT	2900/1710	Softener NT	2"	N/A	120/60	Valve, C, ENV, NHWBP, w/trans	1

M = Manual; TC = time clock; MTR = metered; A = automatic; SE = simple electronics; NT = networking timer; STD = standard range meter; EXT = extended range meter; HWBP = hard water bypass piston; NHWBP = no hard water bypass piston; AMS = auxiliary micro switch; ENV = environmental; DLFC = drain line flow control housing (order GPM button separately); PL = plastic; SS = Stainless steel; RM = remote meter; SYS = system.

## Fleck valves, continued



### Fleck® 3150 brass valves

Part Number	Valve	Use	Pipe Size	By-Pass	Electrical	Description	Case Qty.
K4024C	3150/1800	Softener	2"	N/A	120/60	Valve, C, SM, ENV	4
K4024CT	3150	Filter	2"	N/A	120/60	Valve, C, TM, ENV	4
K4024CT-NTH	3150	Filter NT	2"	N/A	120/60	Valve, C, TM, ENV, HWBP, w/trans	1
K4024TA	3150/1800	Softener MTR	2"	N/A	120/60	Valve, C, SM, SYS 7, ENV, 2" RM, STD	4
K4024A	3150/1800	Softener MTR	2"	N/A	120/60	Valve, C, SM, ENV, 2" STD	1
K4024	3150/1800	Softener TC	2"	N/A	120/60	Valve, C, SM, ENV	1
K4024-NTH	3150/1800	Softener NT	2"	N/A	120/60	Valve, C, SM, ENV, HWBP, w/trans	1
K4024-NT	3150/1800	Softener NT	2"	N/A	120/60	Valve, C, SM, ENV, NHWBP, w/trans	1
K4024T	3150/1800	Softener TC	2"	N/A	120/60	Valve, C, TM, ENV	1
K4024TN-NT	3150/1800	Softener NT	2"	N/A	120/60	Valve, C, TM, ENV, NHWBP, w/trans	1



### Fleck® 3900 brass valve

Part Number	Valve	Use	Pipe Size	By-Pass	Electrical	Description	Case Qty.
K4040	3900	Filter	3"	N/A	120/60	Valve, C, ENV, SF/FL TM	4
K4040SM	3900	Filter	3"	N/A	120/60	Valve, C, ENV, SM	1
K4042E	3900/1800	Softener MTR	3"	N/A	120/60	Valve, C, ENV, SF/FL TM, 3" EXT	4
K4042	3900/1800	Softener MTR	3"	N/A	120/60	Valve, C, ENV, SF/FL TM, 3" STD	4
K4041	3900/1800	Softener TC	3"	N/A	120/60	Valve, C, ENV, SF/FL TM	4
K4045E-F	3900/1800	Softener MTR	3"	N/A	120/60	Valve, C, ENV, SF/FL TM, SYS 5 EXT	4
K4045-F	3900/1800	Softener MTR	3"	N/A	120/60	Valve, C, ENV, SF/FL TM, SYS 5 STD	4
K4045	3900/1800	Softener MTR	3"	N/A	120/60	Valve, C, ENV, 6/8 TM, SYS 5 STD	4
K4043E	3900/1800	Softener MTR	3"	N/A	120/60	Valve, C, ENV, SF/FL TM, SYS7 RM EXT	4
K4043	3900/1800	Softener MTR	3"	N/A	120/60	Valve, C, ENV, SF/FL TM, SYS7 RM STD	4
K4041-NTH	3900/1800	Softener NT	3"	N/A	120/60	Valve, C, ENV, SF/FL TM, HWBP, w/trans	1
K4041-NT	3900/1800	Softener NT	3"	N/A	120/60	Valve, C, ENV, SF/FL TM, NHWBP, w/trans	1
K4042SM	3900/1800	Softener MTR	3"	N/A	120/60	Valve, C, ENV, SM, 3" STD	1
K4043-SM	3900/1800	Softener MTR	3"	N/A	120/60	Valve, C, ENV, SM, SYS 7 RM STD	1
K4041SM	3900/1800	Softener TC	3"	N/A	120/60	Valve, C, ENV, SM	1
K4041SM-NTH	3900/1800	Softener NT	3"	N/A	120/60	Valve, C, ENV, SM, HWBP, w/trans	1
K4041SM-NT	3900/1800	Softener NT	3"	N/A	120/60	Valve, C, ENV, SM, NHWBP, w/trans	1

### Fleck® 4650 hot water brass valves

Part Number	Valve	Use	Pipe Size	By-Pass	Electrical	Description	Case Qty.
K4020STCH-1206	4650/1600	Softener TC	3/4"	N/A	120/60	Valve only	1
K4020S-HOT	4650/1600	Softener TC	3/4"	3/4" SS	120/60	Includes cover, bypass	1

TC = time clock    SS = stainless steel

M = Manual; TC = time clock; MTR = metered; A = automatic; SE = simple electronics; NT = networking timer; STD = standard range meter; EXT = extended range meter; HWBP = hard water bypass piston; NHWBP = no hard water bypass piston; AMS = auxiliary micro switch; ENV = environmental; DLFC = drain line flow control housing (order GPM button separately); PL = plastic; SS = Stainless steel; RM = remote meter; SYS = system.

**Fleck valves, continued**



FLECK 5600 Time Clock



FLECK 5600 Metered

**Fleck® 5600 plastic valves**

Part Number	Valve	Use	Pipe Size	By-Pass	Electrical	Description	Case Qty.
K4014U	5600	Filter	3/4"	N/A	120/60	Valve only	6
K4014F	5600	Filter	3/4"	3/4" SS	120/60	Includes cover, bypass	6
K4016F	5600	Filter	3/4"	1" SS	120/60	Includes cover, bypass	6
K4014K1	5600/1600	Filter	3/4"	N/A	120/60	Valve only for KMNO4	6
K4014PB	5600/1600	Filter	3/4"	3/4" SS	120/60	Includes cover, bypass, KMNO4	6
K4014Y-09	5600/1600	Softener TC	3/4"	N/A	120/60	Valve only for 9" tank	6
K4014Y-10	5600/1600	Softener TC	3/4"	N/A	120/60	Valve only for 10" tank	6
K4014Y-12	5600/1600	Softener TC	3/4"	N/A	120/60	Valve only for 12" tank	6
K4014Y-24	5600/1600	Softener TC	3/4"	N/A	24/60	Valve only	6
K4014FL	5600/1600	Softener TC	3/4"	3/4" SS	120/60	Includes cover, bypass	6
K4016	5600/1600	Softener TC	3/4"	1" SS	120/60	Includes cover, bypass	6
K4014W-09	5600/1600	Softener MTR	3/4"	N/A	120/60	Valve only for 9" tank, STD	6
K4014W-10	5600/1600	Softener MTR	3/4"	N/A	120/60	Valve only for 10" tank, STD	6
K4014W-12	5600/1600	Softener MTR	3/4"	N/A	120/60	Valve only for 12" tank, STD	6
K4014X-24	5600/1600	Softener MTR	3/4"	N/A	24/60	Valve only	6
K4014W-E	5600/1600	Softener MTR	3/4"	N/A	120/60	Valve only, 3/4" EXT	6
K4015S	5600/1600	Softener MTR	3/4"	3/4" SS	120/60	Includes cover, bypass, 3/4" STD	6
K4016A	5600/1600	Softener TC	3/4"	1" SS	120/60	Includes cover, bypass	6
K4014SE	5600/1600	Softener SE	3/4"	N/A	120/60	Valve only, 3/4" STD, w/trans	6



**Fleck® 7000 plastic valves**

Part Number	Valve	Use	Pipe Size	By-Pass	Electrical	Description	Case Qty.
K4037FC-0246T	7000	Filter	1.25"	N/A	24/60	Includes transformer	1
K4037SM09-0246T	7000/1610	Softener MTR	1.25"	N/A	24/60	Set for 9" tank, includes trans	1
K4037SM10-0246T	7000/1610	Softener MTR	1.25"	N/A	24/60	Set for 10" tank, includes trans	6
K4037SM12-0246T	7000/1610	Softener MTR	1.25"	N/A	24/60	Set for 12" tank, includes trans	6
K4038SM12-0246T	7000/1610	Softener MTR	1.25"	N/A	24/60	Set for 12" tank, includes trans HF	1

HF = high flow



**Fleck® 9000 twin brass valves**

Part Number	Valve	Use	Pipe Size	By-Pass	Electrical	Description	Case Qty.
K4026X	9000/1600	Softener MTR	3/4"	N/A	120/60	Valve only, STD, ICP	1
K4026XE	9000/1600	Softener MTR	3/4"	N/A	120/60	Valve only, EXT, ICP	1
K4026XSE	9000/1600	Softener SE	3/4"	N/A	120/60	Valve only, ICP, w/trans	1
K4026	9000/1600	Softener MTR	3/4"	3/4" SS	120/60	Valve, C, BY, STD, ICP	4
K4026-A	9000/1600	Softener MTR	3/4"	1" SS	120/60	Valve, C, BY, EXT, ICP	1
K4027XX	9000/1600	Softener MTR	1"	N/A	120/60	Valve only, STD	1
K4027	9000/1600	Softener MTR	1"	N/A	120/60	Valve, C, STD	1
K4027-B	9000/1600	Softener MTR	1"	N/A	120/60	Valve, C, EXT	1

## Fleck valves, continued



### Fleck® 9100 twin plastic valves

Part Number	Valve	Use	Pipe Size	By-Pass	Electrical	Description	Case Qty.
K4032X	9100/1600	Softener MTR	3/4"	N/A	120/60	Valve only, 3/4" STD	4
K4032XE	9100/1600	Softener MTR	3/4"	N/A	120/60	Valve only, 3/4" EXT	1
K4033X	9100/1600	Softener MTR	1"	N/A	120/60	Valve only, 1" STD	4



### Fleck® 9500 twin brass valves

Part Number	Valve	Use	Pipe Size	By-Pass	Electrical	Description	Case Qty.
K4028X	9500/1600	Softener MTR	1-1/2"	N/A	120/60	Valve only, 1-1/2" STD, ICP	4
K4028	9500/1600	Softener MTR	1-1/2"	N/A	120/60	Valve, C, 1-1/2" STD, ICP	4
K4028XE	9500/1600	Softener MTR	1-1/2"	N/A	120/60	Valve only, 1-1/2" EXT, ICP	4
K4028E	9500/1600	Softener MTR	1-1/2"	N/A	120/60	Valve C, 1-1/2" EXT, ICP	4
K4028SE	9500/1600	Softener SE	1-1/2"	N/A	120/60	Valve, T, ICP	1
K4028SE1	9500/1710	Softener SE	1-1/2"	N/A	120/60	Valve, T, ICP	1
K4029X	9500/1710	Softener MTR	1-1/2"	N/A	120/60	Valve only, 1-1/2" STD, ICP	4
K4029	9500/1710	Softener MTR	1-1/2"	N/A	120/60	Valve, C, 1-1/2" STD, ICP	1
K4029XE	9500/1710	Softener MTR	1-1/2"	N/A	120/60	Valve only, 1-1/2" EXT, ICP	1
K4029E	9500/1710	Softener MTR	1-1/2"	N/A	120/60	Valve, C, 1-1/2" EXT, ICP	1

MTR = metered    SE = simple electronics    C = cover included    STD = standard range meter    EXT = extended range meter  
 ICP = interconnect pipes included

### Fleck® valve parts

Part Number	Description	Case
K4541047	COMMUNICATION CABLE (12 FT PHONE CORD) FOR FLECK NT	1
K4560009	#900 AIR CHECK COMMERCIAL	12
K4510760	1.0GPM 3.0 LBS SALT/MIN	10
K4560029	1600 BRINE VALVE SHORT STEM (NO BLFC)	1
K4560029-100	1600 BRINE VALVE SHORT STEM W/FC 1.00 GPM	1
K4560080	1600 INJECTOR ASSY. #0 (CMPL. 1500 THRU 2900)	4
K4560037	1600/9500 BRINE VALVE	1
K4560034	1700 BRINE VALVE 2.0 GPM	1
K4560381	1700 INJECTOR ASSY. 1/2" SPEC. INJECTOR SIZE: _____	1
K4560039	1700/9500 BRINE VALVE 2.0 BLFC	1
K4560036-02	1800 BRINE VALVE ASSY. -STYLE #3-	1
K4515128-05	1800 INJECTOR NOZZLE #5 RED 30"	20
K4515128-06	1800 INJECTOR NOZZLE #6 WHITE 36"	6
K4515127-05	1800 INJECTOR THROAT #5 RED 30"	20
K4515127-06	1800 INJECTOR THROAT #6 WHITE 36"	4
K4560028	2300 FLOAT ASSY. BLUE/WHT	24
K4560027-FFA	2300 SAFETY BRINE VALVE BODY	24
K4102	2300 SBV W/FLOAT (BLUE/WHITE)	6
K4560014	2310 SAFETY BRINE VALVE	24
K4560038	2350 SAFETY BRINE VALVE (COMMERCIAL-NO FLOAT)	6
K4560050-21	25/2750/29DRIVE ASSY. STF 120V	1
K4560105	2850 PISTON ASSY.	1
K4560104	2900 PISTON ASSY. NO HARDWATER BYPASS	1
K4560103	2900 PISTON ASSY. STD. HARDWATER BYPASS	1
K4560616	3100 METER ASSY. 2" ELECTRONIC	1
K4025E	3100 REMOTE METER-EXT IMMED 2.0" 120/60	4



Fleck valve parts, continued

Part Number	Description	Case
K4025	3100 REMOTE METER-STD IMMED 2.0" 120/60	4
K4560106-00	3150 PISTON ASSY. STD.	1
K4560106-10	3150 PISTON ASSY. UPFLOW (HI BACKWASH 3900 UPPER)	1
K4560303-13	3200 7 DAY TIMER STF 120V 60HZ	1
K4560304-13	3200 12 DAY TIMER STF 120V 60HZ	1
K4560107-10	3900 PISTON ASSY. LOWER NO HARDWATER BYPASS	1
K4560032	4650/5600 BRINE VALVE (PLUNGER ASSY. ONLY)	6
K4560084	5600 INJECTOR ASSY. (PL 46/5600)	1
K4560102-10	5600 PISTON ASSY. FEEDER/FILTER (BLACK)	2
K4560102	5600 PISTON ASSY. STD. (WHITE F/SOFTENER)	2
K4560086	5600/9000 METER ASSY. .75" STD. RANGE	1
K4560350	9000 BRINE VALVE ASSY.	6
K4560385	9000 INJ/DRAIN MODULE ASSY.	1
K4560401	9000 PISTON ASSY. LOWER	1
K4560400	9000 PISTON ASSY. TOP	1
K4560109	9500 PISTON ASSY. LOWER	1
K4560108	9500 PISTON ASSY. UPPER	1
K4515078-01	ADAPTER 1" COUPLING W/O-RING	10
K4519620	ADAPTER COUPLING ASSY. 3/4" 90 W/O-RINGS, CLIPS,& SC	6
K4110-75	ADAPTER DLFC .75" F/2510 PVC	10
K4515131	BACKPLATE F/9000/9500	1
K4560020-25	BLFC ASSY. .25 GPM F/1600/3600	4
K4560710-2.0	BLFC ASSY. 2.0 GPM 1.00" FXM NPT	6
K4560710-5.0	BLFC ASSY. 5.0 GPM 1.00" FXM NPT	6
K4514775	CAM DRIVE F/2900/1600	10
K4512777	CAM SHUT-OFF VALVE BLACK STF 25/2700	10
K4541242-01	CONNECTOR, 1"/1.25" SWEAT SOLD EACH-NEED 2 PER VALVE	1
K4541241-01	CONNECTOR, 1.0" MPT PLASTIC SOLD EACH-NEED 2 PER VALVE	1
K4541244-01	CONNECTOR, 1.25" MPT PLASTIC SOLD EACH-NEED 2 PER VALVE	1
K4541243-01	CONNECTOR, 1.25"/1.5 SWEAT SOLD EACH-NEED 2 PER VALVE	1
K4560219-02	COVER ENVIRO BLACK/CLEAR F/2750/2900 UPPER	12
K4560232-110	DESIGNER COVER BLACK 1PC F/15-2850, 9000, 9500	24
K4560232-112	DESIGNER COVER BLACK 1PC W/LEFT WINDOW	24
K4560226	DESIGNER COVER BLACK/BLACK 5600 (for L back 5600 Valves)	24
K4512460	DISTRIBUTOR POINT TOP/BOTTOM STRAIGHT 13/16"W/O/RISER	24
K4560700-8.0	DLFC .75" FXF NPT 8 GPM	2
K4560700-9.0	DLFC .75" FXF NPT 9 GPM	2
K4560700-10.0	DLFC .75" FXF NPT 10 GPM	2
K4560700-12.0	DLFC .75" FXF NPT 12 GPM	2
K4560700-15	DLFC .75" FXF NPT 15 GPM	2
K4560700-25	DLFC .75" FXF NPT 25 GPM	2
K4560365	DLFC .75" NPT BRASS NO BUTTON X1/2" (SPEC GPM 1.2-7.0)	6
K4560365-2.0	DLFC .75"X1/2" FXF BRASS 2.0 GPM	6
K4560365-2.4	DLFC .75"X1/2" FXF BRASS 2.4 GPM	6
K4560365-3.5	DLFC .75"X1/2" FXF BRASS 3.5 GPM	6
K4560365-4.0	DLFC .75"X1/2" FXF BRASS 4.0 GPM	6
K4560365-5.0	DLFC .75"X1/2" FXF BRASS 5.0 GPM	6
K4560365-7.0	DLFC .75"X1/2" FXF BRASS 7.0 GPM	6
K4560366-2.0	DLFC 1.0"X.75" FXF BRASS 2.0 GPM	2
K4560366-3.5	DLFC 1.0"X.75" FXF BRASS 3.5 GPM	2
K4560366-5.0	DLFC 1.0"X.75" FXF BRASS 5.0 GPM	2
K4560366-7.0	DLFC 1.0"X.75" FXF BRASS 7.0 GPM	2
K4560366	DLFC 1.00"FNPT X 3/4"F BRASS (SPEC GPM 1.2-7.0)	6
K4519480	DLFC HSG .75" X .75"FNPT F/8,9,10,12,15,20,25,30	20
K4560705-4.0	DLFC PLASTIC 4.0 GPM F/251/27/36/50/85	6
K4560705-7.0	DLFC PLASTIC 7.0 GPM F/251/27/36/50/85	6
K4560705-00	DLFC PLASTIC BLANK (HSNG LESS BUTTONF) 251/27/36/50/85	24
K4513640	FC DOLE 1.00" FXF 30.0 GPM	1
K4560068	FLOAT ASSY. F/2310 W/30" ROD	24
K4560026	FLOAT ASSY. F/400A/2350 (1-RED/WHT, 1-ROD, 2-GMT)	20
K4512094	FLOW WASHER .25 GPM	20
K4512095	FLOW WASHER .50 GPM	20
K4512097	FLOW WASHER 1.0 GPM	20
K4512085	FLOW WASHER 1.2 GPM	24
K4512086	FLOW WASHER 1.5 GPM	24
K4512087	FLOW WASHER 2.0 GPM	24
K4512088	FLOW WASHER 2.4 GPM	24
K4512089	FLOW WASHER 3.0 GPM	24
K4512090	FLOW WASHER 3.5 GPM	24
K4512091	FLOW WASHER 4.0 GPM	24
K4512092	FLOW WASHER 5.0 GPM	24
K4512408	FLOW WASHER 7.0 GPM	24



**K4560226**

Fleck valve parts, continued

Part Number	Description	Case
K4516529	FLOW WASHER 10 GPM	6
K4516735	FLOW WASHER 12.0 GPM	10
K4516736	FLOW WASHER 15.0 GPM	6
K4516737	FLOW WASHER 25.0 GPM	10
K4516046	GEAR DRIVE	4
K4513509	IMPELLER	6
K4512973	INJECTOR NOZZLE #0-#4 PVC KMNO4 9" 12"	10
K4510913-W	INJECTOR NOZZLE #1 WHITE DRILL .045/.047 8.0" 9.0"	10
K4510913-BL	INJECTOR NOZZLE #2 BLUE DRILL .060/.066 12.0"	10
K4510913-Y	INJECTOR NOZZLE #3 YELLOW DRILL .070/.076 14.0" 16.	10
K4514801-3CY	INJECTOR NOZZLE 3C .144 YELLOW F/1700	10
K4514801-5CW	INJECTOR NOZZLE 5C .246 WHITE F/1700	10
K4514801-6R	INJECTOR NOZZLE 6C .312 RED	10
K4512974	INJECTOR THROAT #0-#4 PVC KMNO4	10
K4510914-W	INJECTOR THROAT #1 WHITE 8.0" 9.0" 10.0"	10
K4510914-BL	INJECTOR THROAT #2 BLUE 12.0"	10
K4510914-Y	INJECTOR THROAT #3 YELLOW 14.0" 16.0"	10
K4514802-3Y	INJECTOR THROAT 3C .144 YELLOW	10
K4514802-5W	INJECTOR THROAT 5C .246 WHITE	10
K4514802-6R	INJECTOR THROAT 6C .312 RED	10
K4510302	INSULATOR LIMIT SWITCH F/MICRO SWITCH	100
K4560171-01	KIT MOTOR 120V 50/60HZ 1 RPM SAIA F/90/95 BF 12/93	1
K4560354-13	KIT P/H 5600 METER L-BACK 120/60 WO/CVR, PISTON	1
K4560353-13	KIT P/H 5600 TC L-BACK 120/60 WO/CVR, PISTON	1
K4560420	KIT P/H 9500 120/60 WO/CVR, BV, PISTON	1
K4561560-07	METER ASSY, IN-LINE, 1.0" BRASS ADAPT	1
K4514043	METER CABLE ASSY. 8.25" F/5600/5000	6
K4515425	METER CABLE ASSY. 13.25" F/9000 3/4" METER	6
K4515216	METER CABLE ASSY. 15.25" F/2900	4
K4515218	METER CAP ASSY, STD RANGE (BRASS 1", 1.5", 2")	1
K4515237	METER CAP ASSY, EXT RANGE (BRASS 1", 1.5", 2")	1
K4515150	METER CAP ASSY, EXT RANGE PLASTIC	1
K4514038	METER CAP ASSY, STD RANGE F/5600/2500	1
K4510218	MICRO SWITCH 25/2700 DR METER	10
K4519659-1	MOTOR 24V 60HZ 1/30 RPM F/5600/3200 METAL PINION	1
K4518738	MOTOR 120V 50/60HZ 1 RPM SAIA	1
K4519170	MOTOR 120V 60HZ 1/15 RPM F/3200	1
K4518743-1	MOTOR 120V 60HZ 1/30 RPM F/5600/3200 METAL PINION	1
K4540384	MOTOR DRIVE 115V 60HZ, 1500-2900	1
K4540387	MOTOR DRIVE, 115V 60HZ 2900 LOWER	1
K4510339	NUT HEX 4-40 F/MICRO SWITCH MOUNT	10
K4515210	O-RING F/PARK TANK TOP 2900/3150	6
K4511381	PIN ROLL 1/16X5/8	25
K4510338	PIN ROLL 3/32X7/8 F/DRIVE CAM 25/2700	100
K4560090	PISTON 1500/2500/2700 (2510)	1
K4560090-HF	PISTON 2750/2900 (2700 HI BACKWASH FLOW-UPPER)	1
K4511842	POWER CORD 6' F/5600	6
K4513061	PULLER TOOL 1500/25/2510/27/2750	1
K4517623	PULLER TOOL 2850/9500	1
K4112	RO LOCKOUT SWITCH KIT W/CAM,PIN,SCREWS,NUTS, ETC	10
K4510220	SCREW FIL HD MACH #4X1.12 F/MICRO SWITCH	10
K4513748	SCREW, FLT HD ST 6-20 X 1/2" F/TOP SCREEN	100
K4560121	SEAL & SPACER KIT 2500/2750 (1500,2510,2700,2900 UPPER)	4
K4560129	SEAL & SPACER KIT 2850	1
K4560128	SEAL & SPACER KIT 2900 LOWER	4
K4560131	SEAL & SPACER KIT 3150 (3900 UPPER)	1
K4560132	SEAL & SPACER KIT 3900 LOWER	1
K4560125	SEAL & SPACER KIT 5600/9000 UPPER	6
K4560421	SEAL & SPACER KIT 9000 BOTTOM	1
K4560133	SEAL & SPACER KIT 9500 LOWER	1
K4560134	SEAL & SPACER KIT 9500 UPPER	1
K4511726	SEAL BYPASS 3600/5600	6
K4516516	STUFFER 2850/9500	1
K4511098	STUFFER TOOL F/15/25/2510/27/2750	1
K4560376-13	TIMER 9000/9500 METER 1/30 RPM 120V 60HZ	1
K4515416	TUBE, BRINE VALVE, 2900/1700	6



## Autotrol® valves



### Autotrol® 255 plastic valves

Part Number	Valve	Use	Pipe Size	By-Pass	Electrical	Description	Case Qty.
K2001	255/440i	Softener TC	3/4"	N/A	120/60	Valve, brass piping boss, 12V trans	4
K2001B	255/440i	Softener TC	3/4"	N/A	120/60	Valve, Noryl® piping boss, 12V trans	1
K2000M	255/440i	Softener TC	3/4"	N/A	120/60	Valve only	8
K2000AB	255/440i	Softener TC	3/4"	3/4" PVC	120/60	Valve, bypass, 12V trans	8
K2000MB	255/440i	Softener TC	3/4"	3/4" PVC	120/60	Valve, bypass	8
K2000B	255/460i	Softener DEM	3/4"	N/A	120/60	Valve only, 12V trans	8
K2005	255/460i	Softener DEM	3/4"	N/A	120/60	Valve, brass piping boss, 12V trans	4
K2005B	255/460i	Softener DEM	3/4"	3/4" PVC	120/60	Valve, bypass, 12V trans	8

TC = time clock (mechanical) DEM = demand (metered)



### Autotrol® 263 / 268 plastic valves

Part Number	Valve	Use	Pipe Size	By-Pass	Electrical	Description	Case Qty.
K2026344	263/440i	Filter	1"	N/A	120/60	Valve, cover, 1" PVC tails	4
K2026344-1206	263/440i	Filter	1"	N/A	120/60	Valve only	4
K2026344-1206B	263/440i	Filter	1"	1" PVC	120/60	Valve, cover, bypass, 1" PVC tails	1
K2026844-1206	268/440i	Softener TC	1"	N/A	120/60	Valve only	4
K2026844-1206B	268/440i	Softener TC	1"	1" PVC	120/60	Valve, cover, bypass, 1" PVC tails	1
K2026844FA-120	268FA/440i	Greensand	1"	N/A	120/60	Valve only	4
K2026844FA-120B	268FA/440i	Greensand	1"	1" PVC	120/60	Valve, cover, bypass, 1" PVC tails	1

TC = time clock DEM = demand (metered)



### Autrol® 263 / 268 Logix valves

Part Number	Valve	Use	Pipe Size	By-Pass	Electrical	Description	Case Qty
K2026876-0126	126/740	Filter	1"	N/A	120/60	Valve only	4
K2028762-0126T							

## Autotrol® valve parts

Part Number	Description	Case Qty.
K221240601	COVER, OUTDOOR, W/FRONT INSERT, LOGIX, UV LT GRAY	1
K2299F-1	TRIPPER ARM 6 DAY	6
K221235448	TRANSFORMER, OUTDOOR, 120 TO 12 VDC	1
K2298F-1	MOTOR 440 TIMER 120V 60HZ	20
K2298F-3	MOTOR 440 TIMER 24V 60HZ	1
K221041174	KIT VALVE DISC F/263, 268, 269	20
K22100A213-801	KIT VALVE DISC F/255	6
K22155A152	KIT VALVE DISC F/155, 168, & 730	24
K22440I	KIT TIMER ASSY. 440I 6 DAY W/TRANSFORMER 120V 60HZ	1
K22440I-120	KIT TIMER ASSY. 440I 6 DAY 120/60 W/POWERCORD	1
K2201F-19	KIT BRINE CONTROL ASSY. 19LBS 100N108G2 1032996	24
K221000811	KIT 460I & 960, LOGIX INDOOR, TRANSFORMER	4
K221030272	INJECTOR "D" SIZE GREEN	20
K2228F-CC	INJECTOR "C" SIZE RED	24
K2228F-BB	INJECTOR "B" SIZE BLUE	24
K2304E-1	GEAR BLK 118 MIN-STD (420A43)	20
K2304E-3	GEAR BLK (420A44)	20
K221040763	FLOW CONTROL INSERT BLANK	20
K221040762	FC DISC BLANK W/O-RING F/5-40 GPM	1
K221002449	DRAIN FITTING 0.75" FNPT X 0.50" BARB (P8FE12-G)	20
K221236246	COVER, INDOOR, LOGIX, DK GRAY	1
K221040402	COVER I-LID F/263 & 268: OPT 255/460I	24

## Fleck by-pass valves

Part Number	Description	Case Qty.
K4560040SS	5600 BYPASS VALVE .75" SS	12
K4560041SS	5600 BYPASS VALVE 1.00" SS	12
K4560049	BYPASS PLASTIC (NEEDS 3/4" OR 1" YOKE)	24
K4560049-04	BYPASS PLASTIC 1" W/.75" PLASTIC YOKE	6
K4560049-02	BYPASS PLASTIC 1" W/1.00" NPT SS YOKE	6
K4540569	BYPASS, 7000	18
K4518706-02	YOKE .75" NPT PLASTIC NPT F/5000	6
K4513708	YOKE .75" SS NPT	24
K4518706	YOKE 1.00" NPT PLASTIC F/5000	6



## Autotrol® by-pass valves

Part Number	Description	Case Qty.
K2101-ASSY	256 BYPASS F/255 WO/ADAPTERS	24
K2101B	256 BYPASS F/255 W/1.0" PVC ADAPTER	24
K2101A	256 BYPASS F/255 W/.75" PVC ADAPTER	1
K2101C	256 BYPASS F/255 W/.75" COPPER ADAPTER	24
K221040393	KIT TAIL 1.00" PVC (2@ ADAP, NUT, GASKET) CPVC MAT'	24
K221040392	KIT TAIL .75" PVC (2@ ADAP, NUT, GASKET) CPVC MAT'L	24

## Taras by-pass valves

Part Number	Pipe Size	Material	Comment	Case Qty.
K5065	3/4"	Plastic	Manual valve with adapters	1
K5065A	1"	Plastic	Manual valve with adapters	1
K5065B	1"	Plastic	Mipxunion without adapters	1
K5177136	1"	N/A	Mipxunion adaper (requires o-ring K5177140)	10
K5177140	3/4" OR 1"	N/A	By-pass Taras o-ring (for 3/4" or 1" adapter)	25

## Clack bypass valve and tail pieces

Part Number	Description
KC11V3006	PART WTS KIT W100 BYPASS (ASSEMBLY REQUIRED)
KC11V3007	PART WTS KIT W100 1.0" MN (ELBOW ASSY PVD - PAIR)
KC11V3007-01	PART WTS KIT W100 .75/1.0 (SOCKET ELBOW - PAIR)
KC11V3007-02	PART WTS KIT W100 1" SWEAT (BRASS - PAIR)
KC11V3007-03	PART WTS KIT W100 .75" (BRASS - PAIR)
KC11V3007-04	PART WTS WS1 FITTING ASSY 1.0" (PLASTIC - MNPT)
KC11V3007-05	PART WS100 FTG 1.25" PLASTIC (MAIL NPT ASSY)
KC11V3007-09	PART WTS KIT W100 1.25"-1.5" (BRASS SWEAT - PAIR)
KC11V3007-12	PART WTS KIT W100 .75" (SHARKBITE - PAIR)
KC11V3007-13	PART WTS KIT W100 1.0" (SHARKBITE - PAIR)



# CK10 Valve Parts

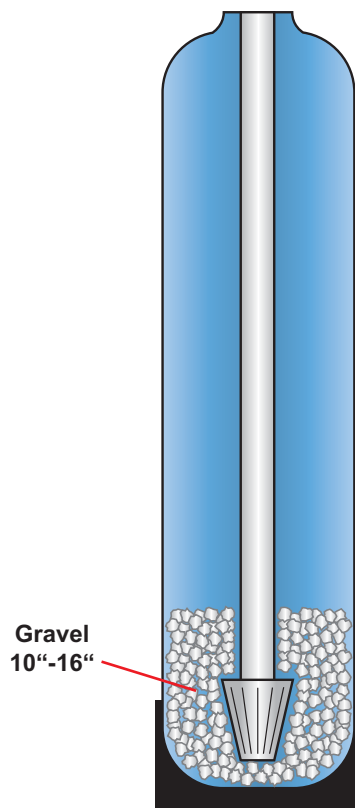
Part Number	Description
KC11H4615	Ws1 Elbow Locking Clip
KC11V3003	W100 Meter Assembly
KC11V3005	W100 Spacer Stack Assembly
KC11V3008-02	W100 Drain Ftg 1" Straight W/Silencer
KC11V3009	Kit W100 Auxiliary Microswitch Assembly
KC11V3010-1D	W100 Injector Asy D Red 9" Df
KC11V3020-1E	W100 Injector Asy E Wht 10" Df
KC11V3010-1F	W100 Injector Asy F Blu 12" Df
KC11V3010- 1H	W100 Injector Asy H Grin 14" Df
KC11V3010- 1J	W100 Injector Asy J Lt Blue 18" Df
KC11V3011	W100 Piston Downflow
KC11V3011-01	W100 Piston Upflow
KC11V3105	W100 Plumbing Connection O-Ring
KC11V3107-01	W100 Drive Motor
KC11V3108	W100 P.C. Board
KC11V3108TC	W100 P.C. Board Time Clock
KC11V3150	W100 Plumbing Connection Split Ring
KC11V3158-02	Ws100 Drain Elbow, .75" Male Assy, Wo/Silencer
KC11V3162-017	W100 Dlfc 1.7 Gpm F/.75"
KC11V3162-022	W100dlfc 2.2 Gpm F/.75"
KC11V3162-027	W100 Dlfc 2.7 Gpm F/.75"
KC11V3162-042	W100 Dlfc 4.2 Gpm F/.75"
KC11V3162-053	W100 Dlfc 5.3 Gpm F/.75"
KC11V3162-075	W100 Dlfc 7.5 Gpm F/.75"
KC11V3162-100	W100 Dlfc 10.0 Gpm F/.75"
KC11V3165-01	W100 Refill Flow Control Retainer Assy
KC11V3174	W100 Regenerant Pistion
KC11V3175EE-01	00ee Front Cover Assy Black
KC11V3175WC-W	W100 Weather Cover White
KC11V3186EU	Kit W100 Transformer 220v European
KC11V3190-110	W100 Dlfc 11gpm F/1"
KC11V3190-150	W100 Dlfc 15 Gpm F/1"
KC11V3190-200	W100 Dlfc 20 Gpm F/1"
KC11V3193-01	W100 Extended Wrench
KC11V3331	W100 Drain Elbow .75" W/Dlfc Retainer Assy
KC11V3430	Ws1.25/Ws1.5 Spacer Stack Assy
KC11V7A076B5	Backwash Regulator 5 Gpm 0.75" Ss
KC11V7A076B7	Backwash Regulator 7 Gpm 0.75" Ss
KC12PKP10TS8	W100 Insert Poly Tube 0.625"
KC12V3004	Ws1drive Cap Assy
KC12V3118-01	Ws1 Turbine Assy
KC12V3147	Wa1 Bypass Handle
KC12V3176	Ws1 Injector Cap
KC12V3188-01	Ws1 Fitting Brass Sweat 0.75"
KC12V3192	W100 Nut 0.75" Drain Elbow
KC12V3195-01	Ws1refill Port Plug Assy W/O-Ring

# Vortech™ Systems by Watts®

Revolutionary new distribution technology

Old Way...

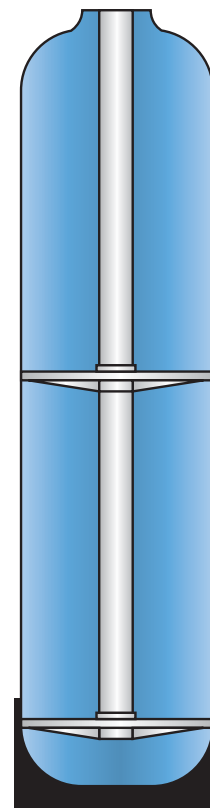
Smart Tank Way!



**Vortech**  
The Revolutionary New Distribution Technology  
Up to 30% less  
backwash is  
required.



Riser Tube  
permanently  
attached!



You owe it to  
yourself to try  
Vortech tanks.  
Try them  
today!

OPTIONAL  
Vortech distributor plate  
(For dual media in a single tank.)

STANDARD  
Vortech distributor plate  
NO GRAVEL!

## Features & Benefits

- Up to 30% less backwash flow rate is required.
- High flow design maximizes today's high efficiency valve technology.
- Permanent attachment of dip tube to distributor, so when servicing a valve, distributor stays in place, no more re-bedding.
- Vortech distributor plate is designed for over 6,500 lbs load capacity.
- Elimination of gravel, save on net cost and unit weight, for shipping.
- Universal plate for use in filtration and softening applications.
- Self-cleaning nozzle design.
- Available for 7", 8", 9", 10", 12" 13" 14 and 16" tanks; 1" and 1-1/4" valves.
- Increase in softening capacity, due to improved flow through media.
- No channeling of media, providing a cleaner more efficient system.
- Optional secondary distributor plate for dual media systems without additional tanks, valves or efficiency reducing media migration.
- Environmentally friendly, reduction in required backwash times due to improved bed lift at lower flow rates.
- Most efficient softening regeneration, reducing salt consumption.



Vortech™ is the latest,  
most innovative, and  
most efficient bottom  
distribution system.

**The Vortech's high flow design maximizes today's high efficiency valve technology.**

# Enpress® Composite Pressure Vessels



Dome holes are available.



4" stainless threads standard on 16" - 24" tanks.

ENPRESS utilizes an industry exclusive co-polymer Polypropylene formulation for its liner assembly, providing superior performance in both hot and cold temperature environments and superior chemical and impact resistance far superior than traditional polyethylene. This allows the tanks to survive harsh climate extremes and provides the highest quality product

## Features & Benefits

- Dome hole option for 10", 12" and 13" diameter
- Co-polymer Polypropylene construction
- Computer controlled cut lengths
- Special high temperature and high-pressure injection process eliminates leaks
- Superior performance in both hot and cold temperature environments
- Threaded inlet is mechanically and chemically welded to dome to prevent leaks
- 4" stainless steel threads available on 16x65, 21x62, and 24x72
- **100% made in the USA**

## Enpress® Composite Pressure Vessels

Part Number	Size	Color	Top Opening	Height Inch/ mm	Capacity Gal./ Liters	Capacity Ft.	w/Base
C9022	14x47	Natural	4.5"				Yes
C9053	7X24	Blue	2.5"	23.6/ 599	3.4/ 12.9	0.45	Yes
C9085-NB-TB	10x18	Black	2.5"	17.9/ 455	4.8/ 18.2	0.64	No
C9014-B	10x22	Black	2.5"	21.4/ 544	53.9 /22.3	0.79	No
C9058	8x35	Almond	2.5"	34.9/ 886	6.6/ 25.0	0.88	Yes
C9058-1	8x35	Blue	2.5"	34.9/ 886	6.6/25.0	0.88	Yes
C9066	8x44	Almond	2.5"	44.2/ 1123	8.5/ 32.2	1.14	Yes
C9066B	8x44	Blue	2.5"	44.2/ 1123	8.5/32.2	1.14	Yes
C9084	9x48	Almond	2.5"	48.3/ 1227	11.9/ 45.0	1.59	Yes
C9084-B	9x48	Black	2.5"	48.3/ 1227	11.9/ 45.0	1.59	Yes
C9084-1	9x48	Blue	2.5"	48.3/1227	11.9/ 45.0	1.59	Yes
C9086-NB-DH-TB	10x24	Black	2.5"	23.1/ 587	6.6/25.0	0.88	No
C9088-B-DH	10x35	Black	2.5"	35.0/ 889	10.3/ 39.0	1.38	Yes
C9088-B	10x35	Black	2.5"	35.0/ 889	10.3/ 39.0	1.38	Yes
C9088	10x35	Almond	2.5"	35.0/ 889	10.3/ 39.0	1.38	Yes
C9090	10x44	Almond	2.5"	44.3/ 1125	13.3/ 50.3	1.78	Yes
C9090-1	10x44	Blue	2.5"	44.3/ 1125	13.3/ 50.3	1.78	Yes
C9090-B	10x44	Black	2.5"	44.3/ 1125	13.3/ 50.3	1.78	Yes
C9087-2-DH	10x47	Natural	2.5"	47.2/ 1199	14.2/ 53.8	1.9	Yes
C9092-DH	10x54	Almond	2.5"	54.4/ 1382	6.5/ 62.5	2.21	Yes
C9092B	10x54	Blue	2.5"	54.4/1382	6.5/62.5	2.21	Yes
C9092-B	10x54	Black	2.5"	54.4 /1382	6.5/ 62.5	2.21	Yes
C9092	10x54	Almond	2.5"	54.4/ 1382	6.5/ 62.5	2.21	Yes
C9094-DH	12x52	Almond	2.5"				Yes
C9095A	13x54	Almond	2.5"				Yes
C9099-4	16x65	Almond	4"				Yes

## Enpress® composite pressure vessels (cont.)

Part Number	Size	Color	Top Opening	Height Inch/mm	Capacity Gal./Liters	Capacity Ft³	w/Base
C9092-DH	10x54	Almond	2.5"	54.4 / 1382	6.5 / 62.5	2.21	Yes
C9092	10x54	Almond	2.5"	54.4 / 1382	6.5 / 62.5	2.21	Yes
C9092-B	10x54	Black	2.5"	54.4 / 1382	6.5 / 62.5	2.21	Yes
C9094X	12x52	Almond	2.5"	52.8 / 1341	22.9 / 86.6	3.06	Yes
C9094X-1	12x52	Blue	2.5"	52.8 / 1341	22.9 / 86.6	3.06	Yes
C9095-DH	13x54	Almond	2.5"	54.3 / 1379	28.0 / 106.0	3.74	Yes
C9095T	13x65	Almond	2.5"	65.1 / 1654	34.3 / 129.8	4.59	Yes
C9095T-1	13x65	Blue	2.5"	65.1 / 1654	34.3 / 129.8	4.59	Yes
C9095B	13x65	Blue	2.5"	65.1 / 1654	34.3 / 129.8	4.59	Yes
C9098	14x65	Almond	4" Poly	65.1 / 1654	38.1 / 144.3	5.1	Yes
C9099	16x65	ALM	4" Stainless Steel	65.6 / 1667	49.0 / 185.5	6.55	Yes
C9030	21x62	NAT	4" Stainless Steel	67.0 / 1702	84.0 / 318.0	11.23	Yes
C9031	24x72	NAT	4" Stainless Steel	73.1 / 1857	115.0 / 435.3	15.37	Yes

## Portable Exchange Tanks

Part Number	Size	Color	Top Opening	Height Inch/mm	Capacity Gal./Liters	Capacity Ft³	w/Base
C9054A-DI	7x35	Almond	2.5"	34.9 / 886	5.0 / 18.9	0.67	Yes
C9062-DI	8x40	Natural	2.5"	39.8 / 1011	7.6 / 28.8	1.02	Yes
C9066-DI	8x44	Natural	2.5"	44.2 / 1123	8.5 / 32.0	1.14	Yes
C9083-DI	9x42	Natural	2.5"	42.3 / 1074	10.3 / 39.0	1.38	Yes
C9089-DI	10x40	Natural	2.5"	40.6 / 1031	12.1 / 45.8	1.62	Yes
C9090-DI	10x44	Almond	2.5"	44.3 / 1125	13.3 / 50.3	1.78	Yes
C9092-DI	10x54	Almond	2.5"	54.4 / 1382	16.5 / 62.5	2.21	Yes

## Steel Mineral Tanks

Part Number	Size
B5151	Tank Steel 20" X 60" EP 2" TS 2" BC 2-4" x 6"
B5157	Tank Steel 24" X 60" EP 2" TS 2" BC 2-4" x 6"
B5157-3	Tank Steel 24" X 60" EP 3" TS 3" BC 2-4" x 6"
B5160	Tank Steel 24" X 72" EP 2" TS 2" BC 2-4" x 6"
B5163	Tank Steel 30" X 60" EP 2" TS 2" BC 2-4" x 6"
B5163-3	Tank Steel 30" X 60" EP 3" TS 3" BC 2-4" x 6"
B5166	Tank Steel 30" X 72" EP 2" TS 2" BC 2-4" x 6"
B5169	Tank Steel 36" X 60" EP 3" TS 3" BC 11" x 15" / 4" x 6"
B5172	Tank Steel 36" X 72" EP 3" TS 3" BC 11" x 15" / 4" x 6"
B5175	Tank Steel 42" X 60" EP 3" TS 3" BC 11" x 15" / 4" x 6"
B5181	Tank Steel 48" X 60" EP 4" TS 4" BC 12" x 16" / 4" x 6"
B5184	Tank Steel 48" X 72" EP 4" TS 4" BC 12" x 16" / 4" x 6"
B5187	Tank Steel 54" X 60" EP 4" TS 4" BC 12" x 16" / 4" x 6"
B5197	Tank Steel 72" X 60" EP 4" TS 4" BC 12" x 16" / 4" x 6"





# Mineral Tanks



## Full Line Of Mineral Tanks, In Stock For Immediate Shipment

We carry a full line of Structure® and Park International® tanks for a wide range of applications.

### Specifications

Construction	Fiberglass wound
Lining	ABS or polyethylene
Pressure rating	150 psi
Temperature	120°F, maximum
Opening	2-1/2" #8
O-ring	EPDM or EPR*

### Structural® Tanks

\*Use silicone lubricants. Do not use Buna-N o-rings.

Part Number	Size	Top Opening	Color	Base	Capacity (Cu. Ft.)	Unit Ctn. (Lbs.)	Bulk Pack Ctn. (Lbs.)
C1049	6x13	2.5"	Almond	Black	0.15	18/59	99/364
C1050	6x18	2.5"	Blue	Black	0.24	9/40	66/276
C1051	6x18	2.5"	Almond	Black	0.24	9/40	66/276
C1052-1	6x35	2.5"	Almond	Black	0.51	9/59	33/213
C1062-1	8x40	2.5"	Blue	Black	1.04	4/47	18/191
C1066	8x44	2.5"	Almond	Black	1.16	4/49	18/199
C1066-B	8x44	2.5"	Blue	Black	1.16	4/49	18/199
C1084	9x48	2.5"	Almond	Black	1.58	5/58	16/207
C1084-B	9x48	2.5"	Black	Black	1.58	5/58	16/207
C1084-1	9x48	2.5"	Blue	Black	1.58	5/58	16/207
C1092	10x54	2.5"	Almond	Black	2.19	1/19	16/273
C1092-B	10x54	2.5"	Blue	Black	2.19	1/19	16/273
C1094X	15x52	2.5"	Almond	Black	2.97	1/23	9/207
C1094X-1	12x52	2.5"	Blue	Black	2.97	1/23	9/207
C1095A	13x54	2.5"	Almond	Black	3.68	1/28	9/256
C1095B	13x54	4"	Almond	Black	3.68	1/28	9/256
C1095-2.5	13x54	2.5"	Blue	Black	3.68	1/28	9/256
C1098	14x65	4"	Almond	Black	5.43	1/48	9/336
C1099	16x65	4"	Almond	Black	6.55	1/45	9/374
C1030	21x62	4"	Almond	Black	11.38	1/90	---
C1031	24x72	4"	Natural	Black	15.9	1/139	---
C1036A	24x72	6"	Natural	Tripod Base	16	1/149	---
C1036A	24x72	6"	Natural	SMC Base	16	1/149	---
C1037	30x72	6"	Natural	EXT Base	24	1/235	---
C1037A	30x72	6"	Natural	Tripod Base	24	1/240	---
C1038	36x72	6"	Natural	EXT Base	33.5	1/282	---
C1038A	36x72	6"	Natural	Tripod Base	33.5	1/282	---
C1040	48x72	6"	Natural	Tripod Base	61.7	1/780	---

### DI Tanks

Part Number	Size	Top Opening	Color	Base	Capacity (Cu. Ft.)	Unit Ctn. (Lbs.)	Bulk Pack Ctn. (Lbs.)
C2002-1	6x18	2.5"	Natural	Black	0.24		
C2007	8x18	2.5"	Natural	Black	0.47		
C2007-1	8x30	2.5"	Natural	Black	0.72		
C2010-3	8x44	2.5"	Natural	Black	1.16		
C2014Y	9x42	2.5"	Blue	Black	1.46		
C2020	12x52	2.5"	Blue	Black (rubber)	3.32	1/48	
C2022	14x47	4.5"	Natural	Black (rubber)	3.68		
C2022-1	14x47	4.5"	Blue	Black (rubber)	3.68		
C2022-3	14x47	4.5"	Natural	Black	3.68		

# Brine Tanks



## Round Brine Tanks

Part Number	Size	Color	Internals	Mfg. Type
G2001B	18X33	Black	Shell only	Blow Molded
G2001	18X33	Blue	With UVI CVR	Blow Molded
G2002	18X40	Blue	Shell only	Blow Molded
G2003	24X41	Black	Shell only	Blow Molded
G2004	24X50	Black	Shell only	Blow Molded
G2007	30X48	Black	Shell only	Rotational Molded
G2008	39X48	Black	Shell only	Rotational Molded
G2009	30X50	Black	Shell only	Blow Molded
G3010	30X60	Black	Shell only	Rotational Molded
G3015	39X60	Black	Shell only	Rotational Molded
G3020	42X60	Black	Shell only	Rotational Molded
G3025	50X60	Black	Shell only	Rotational Molded

## Fully Assembled Round Brine Tanks

Part Number	Size	Color	Internals	Mfg. Type
G2001-1836A	18X36	Black	474 SBV w/ well & tubing	Supplied
G2001BS	18X33	Black	474 SBV w/ well, grid, tubing	Supplied
G2002AS	18X40	Black	474 SBV w/ well, grid, tubing	Supplied
G2002BS	18X40	Almond	474 SBV w/ well, grid, tubing	Supplied
G2002S	18X40	Black	474 SBV w/ well, grid, tubing	Supplied
G2003A	24X41	Blue	2300 SBV, w/ well, grid, tubing	In house (Watts)
G2003B	24X41	Black	454 Hi flo, 6" well, 3/4" w/ grid	In house (Watts)
G2007A	30X48	Black	2300 air check, well	In house (Watts)
G2028	18X40	Black	2300 w/ air check, well	In house (Watts)
G2023	10X16	Blue	2300 Safety, grid	In house (Watts)
G2028A	18X40	Blue	2300 Safety, grid	In house (Watts)
G2004A	24X50	Almond	454 Safety, grid	In house (Watts)
G2007A	30X50	Black	2300 Safety, grid	In house (Watts)

## Square brine tanks

Part Number	Size	Tank Color	Cover Color	Cover Type	Description	Case Qty.
G2018A	14x34	Almond	Almond	Blow molded	Tank and cover only	5
G2018B	14x34	Black	Black	Blow molded	Tank and cover only	5
G2018	14x34	Blue	Blue	Blow molded	Tank and cover only	5
G2017B	13.5x44	Almond	Black	Injection molded	Tank (cabinet) and cover only	1

## Fully assembled square brine tanks

Part Number	Size	Tank & Cover	Cover	Included components (In addition to tank, cover & tubing.)	Case Qty.
G2018A-2	14x34	Almond	Blow molded	Overflow FTG, 2310 safety valve w/float, air check	6
G2025	14x34	Blue	Blow molded	Overflow FTG, 2300 safety valve w/float, air check	6

## Brine tank components

Part Number	Description	Pack
H1016	BRINE WELL CAP 4.0"	50
H1018	BRINE OVERFLOW SET (2 PC)	50
H1024	BRINE WELL CAP 6.0"	10
H1030-14S	BRINE WELL 4.0"X14" SLOTTED 25/CASE	25
H1030-28S	BRINE WELL 4.0"X28" SLOTTED 25/CASE	25
H1030-36S	BRINE WELL 4.0"X36" SLOTTED 25/CASE	25
H1041-29	BRINE WELL 3.5"X29" ROUND SLOTTED W/T&B CAPS GLI	1
H1071	BRINE WELL 6.0"X60" AWR	4
H1071-54	BRINE WELL 6.0"X54" AWR	4
H1072	BRINE GRID SET 18" TP500 W/4" HOLE	25
H1075	BRINE GRID SET 24", MINIMUM SALTING (5"LEGS)	4
H1075AS	BRINE GRID SET 24" NO LEGS	5
H3006-26	BRINE PICKUP TUBE MPU-14X26"X .25"M	1
H6001	BRINE VALVE .75"MPT TYPE A SET BRINE CHECK	5
H6010	BRINE TUBE PVC RIDGID 3/8" OD (PER FT)	50
H6061	BRINE MPU-14 STRAINER ONLY .014" OPENING	20
H6061-28	BRINE PICKUP TUBE MPU-14X28"X .375" OD TUBE	20
H7005	BRINE ASSY SBV 2300/500AC & FLOAT AWR	6
H7005-SBV	BRINE ASSY 3.5" WELL W/SBV 2300/500AC	4
H7007	BRINE ASSY SBV 2310/500AC & FLOAT AWR	4
H7007-SBV	BRINE ASSY 3.5" WELL W/SBV 2310/500AC	4
H7027-03	BRINE VALVE 464 KMNO4 4OZ 3/8" F/G1015 & G1016	1
H7050	BRINE ASSY SBV 2350 W/COMM AIR CHECK 3/4", FLOAT AWR	4
H7050B	BRINE ASSY SBV 2350/900AC W/FLOAT & FIT	4
H7070	BRINE VALVE 454 KIT 3/4" W/36" FLOAT ROD	1
H7070-HF	BRINE VALVE 454 KIT HI-FLOW W/54" FLOAT ROD	4
H7070A	BRINE VALVE 454 3/4" W/48" PVC RISER ASSEMBLED AWR	4
H8000	BRINE ASSY 6" WELL W/CAP 2 PC OVERFLOW F/454 VALVE AWR	1
H8000-F	BRINE ASSY 6" WELL W/2350 VALVE COMPLETE F/1/2" TUBING AWR	1
HBPU636	BRINE PICKUP TUBE MPU-14X36"X.375" OD TUBE	100
HBPU836	BRINE AIR CHECK BPUACX36"X.375" OD TUBE	100

**Note:** Not all brine tanks and components are stocked at all locations.

## Float Valves



Float valves to prevent brine water overflow.

# Brine Valves & Assemblies

## Potassium Permanganate Feeder (adjustable\*)

Part Number	Color	Size	Weight
G1015	Blue	10" x 16"	12
G1016	Almond	10" x 16"	17

**Note:** Adjustable KMNO4 feeder assemble are set from factory at 4 oz. Adjustments are made from changing float assembly setting.

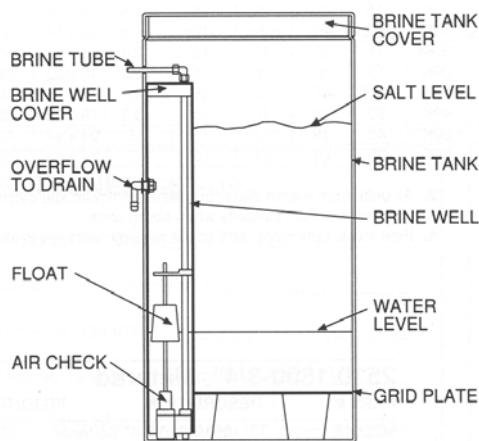


## Brine Valves - Fleck® Controls

Part Number	Model	Connection	Description
K4560027-FFA	2300	3/8"	Brass safety brine valve only
K4102	2300	3/8"	Brass safety brine valve w/ float assembly
H7005	2300	3/8"	Brass safety brine valve, 500 air check & float
H7005-SBV	2300	3/8"	Brass safety brine valve, 500 air check & float w/ 3.5" well, lid and overflow
K4560014	2310	3/8"	Noryl® safety brine valve
H7007	2310	3/8"	Noryl® safety brine valve w/ float assembly
H7007-SBV	2310	3/8"	Noryl® safety brine valve, 500 air check & float w/ 3.5" well, lid and overflow
K4560038	2350	1"	Brass safety brine valve only
H7050B	2350	1"	Brass safety brine valve, 900 air check & float
H8000-F	2350	1"	Brass safety brine valve, 900 air check & float w/ 6" well, lid and overflow

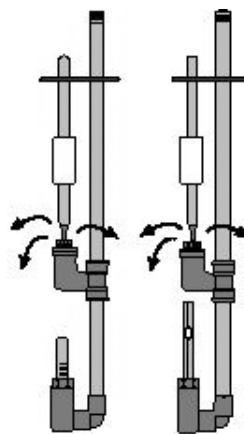
## Brine Control Valves

Part Number	Model	Connection	Description
H6000-38	A	3/8" MPT	Preset ToughStuff® brine check assembly
H6000-A	A	1/2" MPT	Preset ToughStuff® brine check assembly
H6001	A	3/4" MPT	Preset ToughStuff® brine check assembly
H7073	A	1" MPT	Preset ToughStuff® brine check assembly
H7075	A	1-1/4" MPT	Preset ToughStuff® brine check assembly
H6001-B	B	3/4" MPT	Adjustable ToughStuff® brine check assembly
H6000-C	C	1/2" MPT	Overhead refill ToughStuff® brine check assembly
H6001-C	C	3/4" MPT	Overhead refill ToughStuff® brine check assembly



TYPICAL INSTALLATION  
TANK BRINE ASSEMBLY

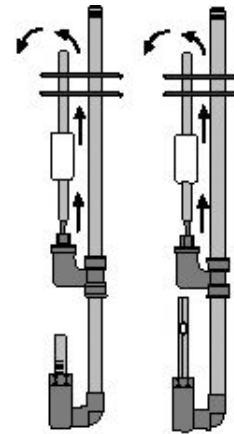
### Conventional Type



Type A

Type B

### Overhead Type



Type C

Type D

# Spectrum Labs® Test and Demo Kits

---



Deluxe Demo Kit

## Demo Kits

### Deluxe Demo Kit (DK2413)

Includes: mini-softener, hardness (2 oz) #1, #2, #3, soap solution (2 oz), 2 flasks, hardness test bottle, measuring tube, Iron and pH test, nitrate test, precipitation test, chlorine test, TDS meter, conductivity light (RO demonstrator).

### Standard Demo Kit (DK2412)

Includes: mini-softener, hardness (2 oz) #1, #2, #3, soap solution (2 oz), 2 flasks, hardness test bottle, measuring tube, Iron and pH test, nitrate test, precipitation test.

### Basic Demo Kit (DK2411)

Includes: mini-softener, hardness (2 oz) #1, #2, #3, soap solution (2 oz), 2 flasks, hardness test bottle, measuring tube.



Deluxe Field Analysis

## Field Test Kits

### Deluxe Field Analysis Kit (T2404)

Includes: hardness (0.5 oz) #1, #2, #3, hardness test bottle, measuring tube, iron reagent foil pack (5 ml, 50 pk.), pH wide range indicator (1 oz), pH and Iron test stand, chlorine indicator solution (0.5 oz), chlorine comparator, TDS meter (0-999ppm).



# Monitors and Test Kits

## Hand Held Tests And Monitors

Part Number	Description
DEM-375	Demo Kit RO 75GPD W/Case, TDS Meter Pressure Gauge
MO-LCS25	Leak Controller "LCS" 1/4" QC With Water Sensor
MO-LCS38	Leak Controller "LCS" 3/8" QC With Water Sensor
MO-P-RO-TEST	TDS Monitor Dual Probe 1/4" Tee
PH600	pH Portable, battery
WTDS-3	TDS TDS meter with temperature
DPG	Pressure Digital pressure meter
CHAMP	Hanna pH Pocket Tester 0.0 To 14.0pH +-0.1pH
PHEP3	Hanna pH Tester 1-14 Water Proof 0.1 Accuracy
PWT	(Hi) Pure H2O Meter,0.1-99.9 µS/cm
TDS-999-MINI	TDS Pocket Meter 1-1999 PPM 3V Battery Included
TDS-999-CS91	TDS Pocket Meter CS-91 0-999 PPM
WP-1000	Sprite TDS Pocket Meter 1-999 PPM Hard Case
WP-2000	Sprite TDS Pocket Meter Probe 0-1999 PPM W/Case
HI 98301	(HI ) Hanna Pocket TDS Meter 0-1990PPM ATC
TDS-110ELE	Electrolyzer W/4 Legs (Iron+Alum) Switch 120/230V
WT-500	Sprite 32 Oz. TDS Indicator 110V
WT-700	Sprite 16 Oz. Dual TDS Indicator 110V



RO Demo Kit

DEM-375

TDS-999-CS91



TDS-999-MINI

## Test Kits

Part Number	Description
MO-480008	Test Strip for Iron Hardness Bottle Plus 2 Strips
MO-480009	Test Strip for Bacteria, Nitrate, Nitrite Bottle
MO-48LEAD	Test Strip for Lead Bottle
MO-77704	Test Strip for Arsenic 50ml per Bottle
MO-CHLORINE/25	Test Strip for Chlorine 25 Strips per Bottle
MO-HARDNESS/25	Test Strip for Hardness 25 Strips per Bottle
WST-P-145300	(1453-00) Hach 5B GPG Hardness Test Kit
HI 3831F	Chlorine Test Kit (Free Chlorine) 0-2.5 PPM
HI 3812	Hanna Hardness Test Kit 110 Test W/Case
HI 3822	Hanna Sulfate Test Kit Case
NDS-TESTGPG	Naiades Hardness Test Strips (0-59GPG) Pack of 2
T3002	Hardness, Hach 5B
T3007	Hardness, Soap Kit
T3012	Hardness / Iron, Hach HA-95A
T3001	Hydrogen Sulfide, Hach HS-C
T3003	Iron, Hach Cube
T3005	Chlorine & pH, "pool"
T3030	Salimeter 0-100% brine concentration
T3031	Alamo Brand SDI test
T3022	AquaChek Tests: Total & free Chlorine, pH, Hardness & alkalinity
T3023	SoftChek for hardness
T3010	Ferover 100 Pillows
R2021	Filter Discs 100/box
T2404	Deluxe Test Kit, Hardness, Iron, pH, Chlorine, & TDS meter

Water Test Kits



Test Strip



Silicone (2oz)  
WST-PFL-16174



# Stainless Steel Mineral Tank Jackets



Stainless Steel Welded Jackets

Stainless Steel Welded Jackets, Extended

Stainless Steel Crimped Jackets With Black Plastic Cap

Our standard stainless steel jackets are manufactured using number 430 bright stainless steel. Number 430 bright stainless steel is typically used for interior household appliances. The composition of the metals results in a very attractive, bright finish, fabrication flexibility and lower cost. Though it is magnetic, it is correctly called stainless steel. These jackets are designed for interior applications and will suffer from corrosion, especially in outdoor locations. Periodically applying a coat of paste wax will prolong the aesthetic appeal.

Part Number	Description	Systems Applications
WST-UO-SSP0948	Stainless Steel Jacket with Plastic Cap On the Base Style	Most 9x48's
WST-UO-SSP1054	Stainless Steel Jacket with Plastic Cap On the Base Style	Most 10x54's
WST-UO-SSP1354	Stainless Steel Jacket with Plastic Cap On the Base Style	Most 13x54's
WST-UO-SS1465	Stainless Steel Jacket with S.S. Cap On the Base Style	Most 14x65's
WST-UO-SS1665	Stainless Steel Jacket with S.S. Cap On the Base Style	Most 16x65's

## New Stainless Steel Jackets, Manufactured in San Antonio, TX (crimped jackets with protective coating).

Part Number	Description	Systems Applications
C3609-E	304SS Jacket for mineral tanks with plastic black cap	Most 9x48's
C36010-E	304SS Jacket for mineral tanks with plastic black cap	Most 9x48's
C36013-E	304SS Jacket for mineral tanks with plastic black cap	Most 13x54's
T499120	SS Welded extended over the base jacket	Most 9x48's
T499130	SS Welded extended over the base jacket	Most 10x54's
T499170	SS Welded extended over the base jacket	Most 12x52 - 2.5's
T499180	SS Welded extended over the base jacket	Most 13x54 - 2.5's



# Tank Components

## PVC Machined Flanges

Part Number	Description
Q9058	6" x 4" x #8



## A & M In/Out System (glass filled Noryl)

Part Number	Description
D3020	6" #8 x 2"
D3030	6" #8 x 2-1/2" x 3"
D3040	6" flange x 2-1/2" x 3"
D3050	6" flange x 2"



## Stainless Steel Bolt Set

Part Number	Description
D3341	Set of 12 for Structural, A&M flange
D3342	Set of 12 for Park International, A&M flange



## O-Ring

Part Number	Description
D3346	4" on system #346 (insert)
D3362	6" on system #362 (threaded adapter)
I2037	Wrench for 6" (fits all styles)



Note: These o-rings are sealed plastic parts. Do not over tighten (stress crack may result).

# PVC Distributors

*Schedule 80 PVC, Lateral.*

## PVC Hubs Tough Stuff®

Part No.	Pipe Size	Number Outlets	Lateral Size	Outside Diameter
<b>PVC HUBS - TYPE A (Angle Up)</b>				
D5080A	1-1/2"	6	3/4"	3"
D5086A	3"	16	3/4"	4-1/2"
D5088A	4"	16	1"	5-1/2"
D5089A	6"	16	1-1/2"	8-5/8"
<b>PVC HUBS - STRAIGHT</b>				
D5080	1-1/2"	6	3/4"	3"
D5082	2"	8	3/4"	4"
D5086	3"	16	3/4"	4-1/2"
D5088	4"	16	1"	5-1/2"
D5089	6"	16	1-1/2"	8-5/8"
<b>PVC HUBS - TYPE B (Angle Down)</b>				
D5080B	1-1/2"	6	3/4"	3"
D5082B	2"	8	3/4"	4"
D5088B	4"	16	1"	5-1/2"

## Distributor Sets

Part No.	Desc	Tank Opening
D7063	HL 36" Tank Bottom Dist.	4" #8

## PVC Laterals

Part No.	Diameter X Length	Tank Size
<b>SCHEDULE 80</b>		
D6336	3/4" x 7" Lateral	20"
D6338	3/4" x 9" Lateral	24"
D6340	3/4" x 12" Lateral	30"
D6342	3/4" x 15" Lateral	36"
D6344	3/4" x 18" Lateral	42"
D6345	3/4" x 21" Lateral	48"
D6354	1" x 7" Lateral	20"
D6016-30	1-1/2" x 30" Lateral	72"

# PolyPro Distributors & Parts

## 2" PolyPro, Hub & 6 Laterals

Part No.	Description	Tank
D2081	SO6 3.0 Top Mount Hub & 6 Laterals W/ 4 rings & cap	24"
D2082	SO6 4.0 Top Mount Hub & 6 Laterals W/ 4 rings & cap	30"
D2083	SO6 5.5 Top Mount Hub & 6 Laterals W/ 4 rings & cap	36"
D2094	SK6 3.0 Hub & 6 Laterals W/ 4 rings	24"
D2095	SK6 4.0 Hub & 6 Laterals W/ 4 rings	30"
D2096	SK6 5.5 Hub & 6 Laterals W/ 4 rings	36"
D2097	SK6 6.5 Hub & 6 Laterals W/ 4 rings	42"
D2098	SK6 7.5 Hub & 6 Laterals W/ 4 rings	48"

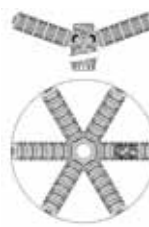


## 3" S08 PolyPro Hub & Lateral (for 3900 top mount valve)

Part No.	Description	Tank Size
D2100	3" SO8 W/8 Laterals, Top Mount	24"
D2102	3" SO8 w/8 Laterals, Top Mount	30"
D2104	3" SO8 w/8 Laterals, Top Mount	36"
D2106	3" SO8 w/8 Laterals, Top Mount	42" & 48"
D2106D	3" SO8 w/16 Laterals, Top Mount	42" & 48"



SG6



SO6



SK8

## 3" SK8 PolyPro - Outlet In Bottom Of Tank With 2.5 FPT Connection

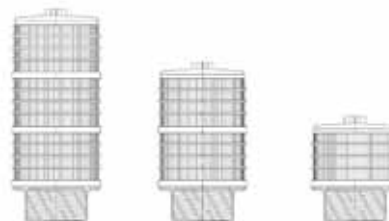
Part No.	Description	Tank Size
D2100	3" SO8 W/8 Laterals, Top Mount	24"
D2102	3" SO8 w/8 Laterals, Top Mount	30"
D2104	3" SO8 w/8 Laterals, Top Mount	36"
D2106	3" SO8 w/8 Laterals, Top Mount	42" & 48"
D2106D	3" SO8 w/16 Laterals, Top Mount	42" & 48"

## Distributor Hubs

Part No.	Description
D2210T	SK8/SO8 Hub Only
D2225	SO6 Angled 2" Hub Only,
D2230	SK6 Angled 2" Hub Only

## Distributor Laterals - M 30 Thread

Part No.	Description	LENGTH
D2252	w/4.0 Screens	5-3/4"
D2255	w/7.0 Screens	9-1/2"
D2256	w/8.0 Screens	10-3/4"
D2257	w/9.0 Screens	12"
D2259	w/11.0 Screens	14-1/4"
D2262	w/14.0 Screens	18"
D2263	w/15.0 Screens	19-1/2"



## PolyPro/PVC/PVDF Nozzles

Part No.	Description
D2010	C1 Distributor 3/4" MPT
D2011	C1 Distributor 3/4" FPT
D2014	C2 Distributor 3/4" MPT
D2015	C2 Distributor 1" MPT
D2025	K4 Distributor 3/4" MPT
D2043A	R2A Dist. w/2 screens 1.50"MPT/1.25" FPT
D2049	R2A Distributor w/1 screen 2"MPT
D2048	R2A Distributor w/2 screens 2"MPT
D2045	R2A Distributor w/3 screens 2"MPT
D2043	R2A Baffle 5" Long 2"MPT
D2040	R2A Baffle 7" Long 2"MPT
D2051	GR Hub Adapters R2A x 2" MPT x 1-1/2 FPT

## Distributor Screens/Baskets

Part No.	Description
D5012-3	Molded Bell Basket Fits 1/2", 13/16", 1.05" (ABS)
D5101	13/16" x 1.05" Coupling Adapter
D5103-AMW	Inlet Screen for 2.5" Heads
D5103-P	13/16" Top Distributor Screen
D5108	Inlet Screen for 4" Heads
D2002	1/2" MPT Poly Upper Distributor
D5120-P	1.05" Top Distributor Screen
D5120F	1.05" Cam Lock Top Distributor Screen
D5121	1 1/2" Top Distributor Screen
K4512460	Inlet Screen for 4.5" Heads
H6061	MPU-14 Brine Strainer

# PVC Educators

## Aquamatic Diaphragm Control Valves\*

Part Number	Description	Color	Size
K1075-4	540-4	White	1/2" NPT
K1075-5	540-5	Blue	1/2" NPT
K1080-1	541-1	Red	3/4" NPT
K1080-2	541-2	White	3/4" NPT
K1080-3	541-3	Blue	3/4" NPT
K1085-1	542-1	Red	1" NPT
K1085-2	542-2	White	1" NPT
K1085-3	542-3	Blue	1" NPT
K1090-1	544-1	Red	1-1/2" NPT
K1090-2	544-2	White	1-1/2" NPT
K1090-3	544-3	Blue	1-1/2" NPT
K1090-4	544-4	Yellow	1-1/2" NPT

\*Max operating temp: 140° F, operating pressure: 20 - 125 psi.



## Educators Sizing (model number indication chart)

Tank Size D" x H"	0-50 psi	50-90 psi	Over 90 psi
18 x 54	541-2	541-1	540-5
18 x 60	541-2	541-1	540-5
20 x 48	541-2	541-2	540-5
20 x 54	541-2	541-2	540-5
20 x 60	541-3	541-2	541-1
24 x 60	541-3	541-2	541-2
24 x 72	542-1	541-3	541-3
30 x 60	542-2	542-1	541-3
30 x 72	542-2	542-1	541-3
36 x 60	542-3	542-2	542-1
36 x 72	544-1	542-3	542-2
42 x 60	544-1	542-3	542-2
42 x 72	544-2	544-1	542-3
48 x 60	544-2	544-1	542-3
48 x 72	544-3	544-2	544-1
54 x 60	544-3	544-2	544-1
54 x 72	544-4	544-3	544-2
60 x 60	544-4	544-3	544-2
60 x 72	544-5	544-3	544-2
66 x 60	544-5	544-3	544-2
66 x 72	546-1	544-3	544-3
72 x 60	546-1	-	544-3
72 x 72	-	546-1	544-4
78 x 60	-	546-1	544-4
84 x 60	-	546-1	-
90 x 60	-	-	546-1

# Pro Water Treatment Chemicals

## Rust Out® (ban iron)

Part No.	Description	Unit Size
T2020	Resin Cleaner - iron & rust	1.5 lbs.
T2021	Resin Cleaner - iron & rust	5 lbs.
T2022	Resin Cleaner - iron & rust	50 lbs.



## Ban-T™ (citric acid)

Part No.	Description	Unit Size
T2027-4	Resin Cleaner, iron & tannins	4 lbs.



## Softener Mate™

Part No.	Description	Unit Size
T2025	Resin Cleaner, iron & manganese	1.5 lbs.



## Pot-Perm™

Part No.	Description	Unit Size
T2033	Strong oxidizing agent	5 lbs.



## ResCare® (resin mate)

Part No.	Description	Unit Size
T2041	Resin Cleaner - fouled resin	1 qt.
T2042	Resin Cleaner - fouled resin	1 gal.



## Iodine

Part No.	Description
T1004	110 lb. Drum

## Chlorine

Part No.	Description
T6750	5 # Bottle Sentry

## Polyphosphate

Part No.	Description
T2065	Slow dissolving crystals 50 lbs.

# Solution Tanks



## Retention Tanks

Part No.	Capacity (gal)	Tank Size
C52-C2251	80	21" x 67"
C52-C2252	120	24" x 73"

## Chemical Tanks

Part No.	Capacity (gal)	Tank Size	Color
T4121	15	14" x 24"	UV-Blue
T4123	35	18" x 32"	Blue

## Accessories

Part No.	Description
T90J40445	TSF 15 gal tank, Stand, liquid level float, bulkhead
T4120A	Cap for 15 gal tank
T5101B	1/3 hp Electric mixer 24"

## Static Mixers - Catalizer

Part No.	Flow Rate	Pipe Size
T1809	1-8 GPM	3/4"
T1810	1-8 GPM	1"
T1815	20-50 GPM	1.5"
T1825	40-80 GPM	2"



# Better Water Treatment Systems

*Ideal for problem water!*



## Dry Pellet Chlorinator

Treats Iron, Manganese, Hydrogen Sulfide (rotten egg odors) and helps control Iron Bacteria problems. Treats water where problems occur –in the well!

In stock for immediate shipment!

Dry Pellet Chlorinator



Flow Meter

## Flow Meter

Measures pump flow rates from 0 to 100 PSI and 4 – 28 GPM. A “must” component for service personel, plumbers and irrigation speiclaists



## Well Safe Sanitizer Pack

Shock chlorination kit allows home owners and service firms to shock wells for safety. Use on a bi-annual basis is recommended or any time a well is serviced.



## Certified Chlorine

Available in a variety of sizes (see below). NSF Certified Chlorine designed for drinking water.



Open-Air Treatment System

## Open-Air Treatment System

Combines aeration, chlorination and depressurization to treat for Iron, extreme HS, Radon, Manganese Iron Bacteria, Black Manganese, Sulfate-Reducing Bacteria, low pH and other problem water conditions.

## Methane Reduction System

Open air gas reduction system for Methane and the contaminants listed above.



Methane Reduction System

## Part Numbers

Part Number	Description	No. / Case	Ship Wt. (Lbs.)
T6711	Dry Pellet Chlorinator, 110 volt	1	23
T6712	Dry Pellet Chlorinator, 220 volt	1	23
T6707	Flow meter for 0 – 100 PSI and 4 to 28 GPM	1	3
T6753	Open air system; 10 GPM; ½ HP pump, 110v, 130 gal. tank; constant pressure valve*	1	215
T6756	10 GPM; ½ HP pump, 110v, 130 gal. tank 40/60 pressure system*	1	245
T6749	Chlorine pellets (1 gram); 20 bags, 2.2 lbs. / bag	20	44
T6750	Chlorine pellets (1 gram); six jars, 5 lbs. per jar.	6	30**
T6752	Well Safe Sanitizer Pellets (0.79 grams); 9 jars, 3.5 lbs. per jar	9	32**
T6751	Well Safe Sanitizer Pack; 12 twin-packs per case (pellet and granular)**	12	16

\*Includes chlorinator valve, pre-wired; 3-way valve by pass with testing ports. \*\*No Hazmat charges.