




OFFICIAL 2008 NCAA[®] MEN'S BASKETBALL RECORDS BOOK





THE NATIONAL COLLEGIATE ATHLETIC ASSOCIATION

P.O. Box 6222, Indianapolis, Indiana 46206-6222
317/917-6222
www.ncaa.org

October 2007

Compiled By:

Gary K. Johnson, *Associate Director of Statistics.*
Sean W. Straziscar, *Associate Director of Statistics.*
Bonnie Senappe, *Assistant Director of Statistics.*
Jeff Williams, *Assistant Director of Statistics.*
Kevin Buerge, *Statistics Assistant.*

SPECIAL THANKS TO:

Walt Meyer for his help through the years on career scoring.
William B. Johnson for his help on double-double and triple-double research.

ON THE COVER

Top row (left to right): Mike Krzyzewski, Duke; Anthony Atkinson, Barton; Oscar Robertson, Cincinnati. Second Row: Patrick Glover, Johnson State; Andrew Olson, Amherst; Mike Leaf, Winona State. Third Row: Bo Ryan, Wisconsin-Platteville; Sean May, North Carolina; Tubby Smith, Kentucky; Larry Bird, Indiana State. Bottom Row: Ken Sears (3) of Santa Clara & Clyde Lovellette of Kansas; Lew Alcindor (Kareem Abdul-Jabbar), UCLA.

Cover photos by Andres Alonso, Rich Clarkson, David Gonzales, John Hickey, Ryan McKee, Suzanne Ouellette and Chris Putman of NCAA Photos; and the Sports Information offices of Cincinnati and Johnson State.

Distributed to sports information directors and conference publicity directors.


NCAA, NCAA logo and National Collegiate Athletic Association are registered marks of the Association and use in any manner is prohibited unless prior approval is obtained from the Association.

Copyright, 2007, by the National Collegiate Athletic Association.
Printed in the United States of America.

ISSN 1089-5280
NCAA 61144-10/07

Contents

New to This Book	4
School Name-Change/Abbreviation Key.....	5
Division I Records.....	9
Division II Records	85
Division III Records	103
Individual Collegiate Records.....	119
Award Winners.....	129
Coaching Records.....	145
Championships.....	173
Statistical Leaders	233
Attendance Records	263
Playing-Rules History	275
Conferences	287
2007 Results	313





New To this Book

Division I Records

	Page
Consecutive Road Victories record.....	14
Consecutive Non-Home Victories record	14
1951 and 1952 Assist Leaders.....	33

Award Winners

	Page
List of Adolph Rupp Trophy winners	136
List of <i>The Sporting News</i> Player of the Year winners.....	137
List of Bob Cousy Award winners.....	137

Championships

	Page
Division I All-time Results	198
Division II Won-Lost Records in Tournament Play.....	209
Division II All-time Results.....	213
Division III Won-Lost Records in Tournament Play.....	225
Division III All-time Results.....	228

Attendance Records

	Page
Division II Home-Court Average for a Season record.....	274
Division III Home-Court Average for a Season record.....	274

Playing-Rules History

	Page
Several more Important Rules Changes throughout the Section	276
Several more Firsts throughout the Section	283

School Name-Change/Abbreviation Key

The following players changed their names after their collegiate careers ended. They are listed throughout the book by the names under which they played in college (those listed at the left). Their current names are listed below. In addition, various schools have changed their name. The current school name is listed along with other names by which the schools have been referred.

PLAYER name changes

Name as a collegian:

Lew Alcindor (UCLA).....	Kareem Abdul-Jabbar
Walt Hazzard (UCLA).....	Mahdi Abdul-Rahmad
Chris Jackson (LSU).....	Mahmoud Abdul-Rauf
Akeem Olajuwon (Houston)	Hakeem Olajuwon
Don Smith (Iowa St.).....	Zaid Abdul-Aziz
Keith Wilkes (UCLA).....	Jamaal Wilkes
Jason Williams (Duke).....	Jay Williams


Changed to:


SCHOOL name changes

Current school name:

Akron.....	Buchtel
Albertson.....	Col. of Idaho
Alcorn St.	Alcorn A&M
Alliant Int'l.....	U.S. Int'l; Cal Western
Arcadia.....	Beaver
Arizona St.....	Tempe St.
Ark.-Pine Bluff.....	Arkansas AM&N
Armstrong Atlantic.....	Armstrong St.
Auburn.....	Alabama Poly
Augusta St.	Augusta
Benedictine (Ill.).....	Ill. Benedictine
Bradley.....	Bradley Tech
UC Davis.....	California Aggies
Cal St. East Bay.....	Cal St. Hayward
Cal St. Fullerton.....	Orange County State College; Orange St.
Cal St. L.A.	Los Angeles St.
Cal St. Northridge.....	San Fernando Valley St.
Carnegie Mellon.....	Carnegie Tech
Case Reserve.....	Case Institute of Technology
Central Ark.	Conway St.
Central Conn. St.....	New Haven St.
Central Mich.....	Mt. Pleasant
Central Mo.....	Central Mo. St.
Central Okla.	Central St. (Okla.)
Charleston So.	Baptist (S.C.)
Charleston (W.V.).....	Morris Harvey
Cleveland St.	Fenn
Colorado St.	Colorado A&M
Colorado St.-Pueblo.....	Southern Colo.
Columbus St.	Columbus
Concordia (Cal.).....	Christ College-Irvine
Concordia Chicago.....	Concordia (Ill.)
Concordia (Tex.).....	Concordia-Austin
Connecticut.....	Connecticut Aggies
Crown (Minn.).....	St. Paul Bible
Dayton.....	St. Mary's Institute
Delaware Valley.....	National Aggies
DeSales.....	Allentown
Detroit.....	Detroit Mercy; Detroit Tech
Dist. Columbia.....	Federal City
Dominican (Ill.).....	Rosary
Drexel.....	Drexel Tech
Dubuque.....	Columbia Col.
Duke.....	Trinity (N.C.)
Eastern Conn. St.....	Willimantic St.
Eastern Mich.....	Michigan Normal
Eckerd.....	Fla. Presbyterian
Emporia St.	Kansas St. Normal
FDU-Florham.....	FDU-Madison
Fort Hays St.....	Kansas St. Normal-Western
Fresno St.	Fresno Pacific
Idaho St.	Academy of Idaho; Idaho Tech. Inst.; Idaho-Southern
Ill.-Chicago.....	Ill.-Chicago Circle
Illinois St.	Illinois St. Normal; Illinois Normal
Indiana (Pa.).....	Indiana St. (Pa.)
Indianapolis.....	Indiana Central
Iowa.....	State University of Iowa
Iowa St.	Ames
James Madison.....	Madison
Johnson C. Smith.....	Johnson Smith

Changed from:





Current school name:

Also known as:

Kansas St.	Kansas Aggies
Kean	Newark St.
Kent St.	Kent
La Sierra	Loma Linda
Lamar	Lamar Tech
Liberty	Lynchburg Baptist; Liberty Baptist
La.-Lafayette	Southwestern La.
La.-Monroe	Northeast La.
Loyola Marymount	St. Vincent; Loyola U. of L.A.
Lycoming	Williamsport Dickinson Seminary
Lynn	College of Boca Raton
Lyon	Arkansas Col.
Me.-Farmington	Western State Normal School
Maritime (N.Y.)	N.Y. Maritime
Marycrest Int'l	Teikyo Marycrest
Md.-East. Shore	Maryland St.
Massachusetts	Massachusetts St.; Massachusetts Agriculture Col.
Mass.-Dartmouth	Southeastern Mass.
Mass.-Lowell	Lowell; Lowell St.; Lowell Tech
McDaniel	Western Md.
Memphis	Memphis St.; West Tenn. St. Normal
Michigan Tech	Michigan Mines and Tech
Millersville	Millersville St.
Millikin	James Millikin
Minn. St. Mankato	Mankato St.
Minn. St. Moorhead	Moorhead St.
Mississippi Col.	Mississippi A&M
Mississippi Val.	Mississippi Vocational
Missouri St.	Southwest Mo. St.
Mo.-Rolla	Missouri School of Mines
Mont. St.-Billings	Eastern Montana
Montana St.-Northern	Northern Montana
Neb.-Kearney	Kearney St.
Neb.-Omaha	Omaha
New England U.	St. Francis (Me.)
New Jersey City	Jersey City St.
New Mexico St.	New Mexico A&M
New Orleans	Louisiana St. (N.O.)
North Ala.	Florence St.
N.C. Central	North Caro. College
UNC Pembroke	Pembroke St.
North Central Texas	Cooke County
North Texas	North Tex. St.
Northeastern St.	Northeastern Okla. St.
Northern Ariz.	Arizona St.-Flagstaff
Northern Colo.	Colorado St. Col.; State Teachers
Okla. Panhandle	Panhandle A&M; Panhandle St.
Oklahoma St.	Oklahoma A&M
Old Dominion	William & Mary (Norfolk)
Penn St.-Berks	Penn St. Berks-Lehigh Val.; Berks & Lehigh
Penn St.-Harrisburg	Penn St.-Capitol
Pepperdine	George Pepperdine
Phila. Sciences	Phila. Pharmacy
Philadelphia U.	Phila. Textile
Pittsburgh	Western Pennsylvania
Plymouth St.	Plymouth Normal; Plymouth Teachers
Polytechnic (N.Y.)	New York Poly; Brooklyn Poly
Portland St.	Vanport
Post	Teikyo Post
Randolph	Randolph-Macon Woman's
Rhodes	Southwestern (Tenn.)
Rice	Rice Institute
Richard Stockton	Stockton St.
Rochester Inst.	Mechanics Institute
Rose-Hulman	Rose Polytechnic Institute
Rowan	Glassboro St.
Salem Int'l	Salem-Teikyo; Salem
Samford	Howard Col.
S.C. Upstate	S.C.-Spartanburg
Southern Ark.	Magnolia A&M
Southern Conn. St.	New Britain St.
Southern Ind.	Indiana St.-Evansville
Southern Me.	Maine Portland-Gorham; Gorham St. (Me.)
Southern Miss.	Mississippi Southern Col.; Mississippi Normal
Southern N.H.	New Hamp. Col.
Southern U.	Southern B.R.
Southwest Minn. St.	Southwest St.
Stevens Institute	Stevens Tech
Taylor-Ft. Wayne	Summit Christian

Current school name:

Changed from:

Tex.-Pan American	Pan American
Texas St.	Southwest Tex. St.
Towson.....	Towson St.
Troy.....	Troy St.
Truman.....	Northeast Mo. St.; Truman St.
Tulsa	Henry Kendall
Washburn	Lincoln Col.
Washington-St. Louis.....	Washington (Mo.)
Washington St.	Washington Agricultural Col.
West Ala.	Livingston
West Tex. A&M	West Texas St.
Western N.M.	New Mexico Western
Western Ore.	Monmouth Normal; Oregon Tech; Oregon College of Education
Western St.	Colo. Western; Colorado Normal
Wichita St.	Fairmount
Widener	Pennsylvania Military Col.
Wm. Paterson.....	Paterson St.
Wis.-Superior.....	Superior Normal
Xavier.....	St. Xavier

In the early days of colleges and universities, many schools used the designation of Teachers College. Due to the high numbers of such schools, they are not listed here.

SCHOOLS also known as

Current school name:

Also known as:


A&M-Corpus Christi	Tex. A&M-Corp. Chris.
Air Force	U.S. Air Force Academy
Apprentice School.....	Newport News
Army	U.S. Military Academy; West Point
Baruch	Bernard M. Baruch
BYU	Brigham Young
Case Reserve	Case Western Reserve
Charlotte.....	UNC Charlotte
Chattanooga	Tenn.-Chatt.
CCNY.....	City College of New York
City Tech.....	New York City Tech (was NYCCT)
Coast Guard.....	U.S. Coast Guard Academy
GCSU.....	Georgia College & State
Green Bay	Wis.-Green Bay
Hawthorne	Nathaniel Hawthorne
IPFW	Indiana/Purdue-Ft. Wayne
IUPUI.....	Indiana/Purdue-Indianapolis
Lehman.....	Herbert H. Lehman
Lipscomb	David Lipscomb
Long Island.....	LIU-Brooklyn
LSU.....	Louisiana St.
Mass. Liberal Arts	Massachusetts College (was North Adams St.)
Merchant Marine.....	King's Point; U.S. Merchant Marine Academy
Milwaukee	Wis.-Milwaukee
MIT	Massachusetts Institute of Technology
Navy	U.S. Naval Academy
NJIT.....	Newark Engineering (was N.J. Inst. of Tech.)
NYIT	New York Institute of Technology; New York Tech
Rensselaer	RPI, Rensselaer Poly Inst.
Rochester Inst.	RIT
Sewanee.....	University of the South
SMU	Southern Methodist
Southampton	LIU-Southampton
SUNYIT	Utica/Rome
TCNJ	The College of New Jersey (was Trenton St.)
TCU	Texas Christian (was AddRan Christian)
UAB.....	Ala.-Birmingham
UCF.....	Central Fla. (was Florida Tech)
UCLA.....	University of California, Los Angeles
UMBC.....	Md.-Balt. County
UMKC.....	Mo.-Kansas City
UNI.....	Northern Iowa (was Iowa Normal; State Col. of Iowa)
UNLV	Nevada-Las Vegas (was Nevada Southern)
UTEP.....	Texas-El Paso (was Texas Western)
UTSA	Texas-San Antonio
VCU	Va. Commonwealth
VMI.....	Va. Military
WPI.....	Worcester Poly Inst.; Worcester Tech

SCHOOL MERGERS

Current school name:

Two Schools Merged & Year:

Case Reserve	Case Tech & Western Reserve; 1971-72
Martin Luther.....	Northwestern (Wis.) & Dr. Martin Luther, 1995-96
Mass.-Lowell	Lowell St. & Lowell Tech; 1975-76





Division I Records

Individual Records.....	10
Team Records	12
All-Time Individual Leaders	14
Top 10 Individual Scoring Leaders.....	27
Annual Individual Champions	31
Miscellaneous Player Information	33
All-Time Team Leaders.....	34
Annual Team Champions.....	42
Statistical Trends.....	47
All-Time Winningest Teams	48
Winningest Teams By Decade.....	52
Winningest Teams Over Periods of Time	53
Winning Streaks.....	54
Rivalries	55
Associated Press (A.P.) Poll Records	56
Week-by-Week A.P. Polls	62
Final Season Polls.....	78



Individual Records

Basketball records are confined to the "modern era," which began with the 1937-38 season, the first without the center jump after each goal scored. Except for the school's all-time won-lost record or coaches' records, only statistics achieved while an institution was an active member of the NCAA are included in team or individual categories. Official weekly statistics rankings in scoring and shooting began with the 1947-48 season; individual rebounds were added for the 1950-51 season, although team rebounds were not added until 1954-55. Individual assists were kept in 1950-51 and 1951-52, and permanently added in 1983-84. Blocked shots and steals were added in 1985-86 and three-point field goals were added in 1986-87. For Triple-Doubles and Double-Doubles, the individual has to reach double figures in two or more of the following categories: points, rebounds, assists, blocked shots or steals. Triple-Doubles and Double-Doubles include only the years in which each category was officially kept by the NCAA. Scoring, rebounding, assists, blocked shots and steals are ranked on total number and on per-game average; shooting, on percentage. In statistical rankings, the rounding of percentages and/or averages may indicate ties where none exist. In these cases, the numerical order of the rankings is accurate. In 1973, freshmen became eligible to compete on the varsity level.

Scoring

POINTS

Game

100—Frank Selvy, Furman vs. Newberry, Feb. 13, 1954 (41 FGs, 18 FTs)

Season

1,381—Pete Maravich, LSU, 1970 (522 FGs, 337 FTs, 31 games)

Career

3,667—Pete Maravich, LSU, 1968-70 (1,387 FGs, 893 FTs, 83 games)

POINTS VS. DIVISION I OPPONENT

Game

72—Kevin Bradshaw, U.S. Int'l vs. Loyola Marymount, Jan. 5, 1991

AVERAGE PER GAME

Season

44.5—Pete Maravich, LSU, 1970 (1,381 in 31)

Career

44.2—Pete Maravich, LSU, 1968-70 (3,667 in 83)

POINTS IN FIRST CAREER GAME

Game

56—Lew Alcindor, UCLA vs. Southern California, Dec. 3, 1966

COMBINED POINTS, TWO TEAMMATES

Game

125—Frank Selvy (100) and Darrell Floyd (25), Furman vs. Newberry, Feb. 13, 1954

COMBINED POINTS, TWO TEAMMATES VS. DIVISION I OPPONENT

Game

92—Kevin Bradshaw (72) and Isaac Brown (20), U.S. Int'l vs. Loyola Marymount, Jan. 5, 1991

COMBINED POINTS, TWO OPPOSING PLAYERS ON DIVISION I TEAMS

Game

115—Pete Maravich (64), LSU and Dan Issel (51), Kentucky, Feb. 21, 1970

GAMES SCORING AT LEAST 50 POINTS

Season

10—Pete Maravich, LSU, 1970

Season—Consecutive Games

3—Pete Maravich, LSU, Feb. 10 to Feb. 15, 1969

Career

28—Pete Maravich, LSU, 1968-70

GAMES SCORING AT LEAST 40 POINTS

Career

56—Pete Maravich, LSU, 1968-70

GAMES SCORING IN DOUBLE FIGURES

Career

132—Danny Manning, Kansas, 1985-88

CONSECUTIVE GAMES SCORING IN DOUBLE FIGURES

Career

115—Lionel Simmons, La Salle, 1987-90

Field Goals

FIELD GOALS

Game

41—Frank Selvy, Furman vs. Newberry, Feb. 13, 1954 (66 attempts)

Season

522—Pete Maravich, LSU, 1970 (1,168 attempts)

Career

1,387—Pete Maravich, LSU, 1968-70 (3,166 attempts)

CONSECUTIVE FIELD GOALS

Game

16—Doug Grayson, Kent St. vs. North Carolina, Dec. 6, 1967 (18 of 19)

Season

25—Ray Voelkel, American, 1978 (during nine games, Nov. 24-Dec. 16)

FIELD-GOAL ATTEMPTS

Game

71—Jay Handlan, Wash. & Lee vs. Furman, Feb. 17, 1951 (30 made)

Season

1,168—Pete Maravich, LSU, 1970 (522 made)

Career

3,166—Pete Maravich, LSU, 1968-70 (1,387 made)

FIELD-GOAL PERCENTAGE

Game

(Min. 15 made) 100%—Clifford Rozier, Louisville vs. Eastern Ky., Dec. 11, 1993 (15 of 15)

(Min. 20 made) 95.5%—Bill Walton, UCLA vs. Memphis, March 26, 1973 (21 of 22)

*Season

74.6%—Steve Johnson, Oregon St., 1981 (235 of 315)

*Based on qualifiers for national championship.

Career

(Min. 400 made and 4 made per game) 67.8%—Steve Johnson, Oregon St., 1976-81 (828 of 1,222)

Three-Point Field Goals

THREE-POINT FIELD GOALS

Game

15—Keith Veney, Marshall vs. Morehead St., Dec. 14, 1996 (25 attempts)

Season

158—Darrin Fitzgerald, Butler, 1987 (362 attempts)

Career

457—J.J. Redick, Duke, 2003-06 (1,126 attempts)

THREE-POINT FIELD GOALS MADE PER GAME

Season

5.6—Darrin Fitzgerald, Butler, 1987 (158 in 28)

Career

(Min. 200 made) 4.6—Timothy Pollard, Mississippi Val., 1988-89 (256 in 56)

CONSECUTIVE THREE-POINT FIELD GOALS

Game

11—Gary Bossert, Niagara vs. Siena, Jan. 7, 1987

Season

15—Todd Leslie, Northwestern, 1990 (during four games, Dec. 15-28)

CONSECUTIVE GAMES MAKING A THREE-POINT FIELD GOAL

Season

38—Steve Kerr, Arizona, Nov. 27, 1987, to April 2, 1988

Career

88—Cory Bradford, Illinois, Nov. 10, 1998 to Feb. 10, 2001

THREE-POINT FIELD-GOAL ATTEMPTS

Game

27—Bruce Seals, Manhattan vs. Canisius, Jan. 31, 2000 (9 made)

Season

362—Darrin Fitzgerald, Butler, 1987 (158 made)

Career

1,192—Keydren Clark, St. Peter's, 2003-06 (435 made)

THREE-POINT FIELD-GOAL ATTEMPTS PER GAME

Season

12.9—Darrin Fitzgerald, Butler, 1987 (362 in 28)

Career

10.1—Keydren Clark, St. Peter's, 2003-06 (1,192 in 118)

THREE-POINT FIELD-GOAL PERCENTAGE

Game

(Min. 9 made) 100%—Mark Poag, Old Dominion vs. VMI, Nov. 25, 1997 (9 of 9); Markus Wilson, Evansville vs. Tenn.-Martin, Nov. 18, 1998 (9 of 9); Donnie McGrath, Providence vs. Virginia, Feb. 2, 2005 (9 of 9)

(Min. 12 made) 85.7%—Gary Bossert, Niagara vs. Siena, Jan. 7, 1987 (12 of 14)

Season

(Min. 50 made) 63.4%—Glenn Tropf, Holy Cross, 1988 (52 of 82)

(Min. 100 made) 57.3%—Steve Kerr, Arizona, 1988 (114 of 199)

Career

(Min. 200 made and 2.0 made per game) 49.7%—Tony Bennett, Green Bay, 1989-92 (290 of 584)

(Min. 300 made) 46.9%—Stephan Sir, San Diego St. & Northern Ariz., 2003-07 (323 of 689)

Free Throws

FREE THROWS

Game

30—Pete Maravich, LSU vs. Oregon St., Dec. 22, 1969 (31 attempts)

Season

355—Frank Selvy, Furman, 1954 (444 attempts)

Career

(4 yrs.) 905—Dickie Hemric, Wake Forest, 1952-55 (1,359 attempts)

(3 yrs.) 893—Pete Maravich, LSU, 1968-70 (1,152 attempts)

CONSECUTIVE FREE THROWS MADE

Game

24—Arlen Clark, Oklahoma St. vs. Colorado, March 7, 1959 (24 of 24)

Season

73—Gary Buchanan, Villanova, 2000-01 (during 21 games, Nov. 17-Feb. 12)

Career

85—Darnell Archey, Butler, 2001-03 (during 57 games, Feb. 15, 2001-Jan. 18, 2003)

FREE THROWS ATTEMPTED

Game

36—Ed Tooley, Brown vs. Amherst, Dec. 4, 1954 (23 made)

Season

444—Frank Selvy, Furman, 1954 (355 made)

Career

(4 yrs.) 1,359—Dickie Hemric, Wake Forest, 1952-55 (905 made)

(3 yrs.) 1,152—Pete Maravich, LSU, 1968-70 (893 made)

FREE-THROW PERCENTAGE**Game**

(Min. 24 made) 100% —Arlen Clark, Oklahoma St. vs. Colorado, March 7, 1959 (24 of 24)

***Season**

97.5%—Blake Ahearn, Missouri St., 2004 (117 of 120)

*Based on qualifiers for national championship.

Career

(Min. 300 made and 2.5 made per game) 94.6%—Blake Ahearn, Missouri St., 2004-07 (435 of 460)

(Min. 600 made) 91.2%—J.J. Redick, Duke, 2003-06 (662 of 726)

Rebounds**REBOUNDS****Game**

51—Bill Chambers, William & Mary vs. Virginia, Feb. 14, 1953

(Since 1973) 35—Larry Abney, Fresno St. vs. SMU, Feb. 17, 2000

Season

734—Walt Dukes, Seton Hall, 1953 (33 games)

(Since 1973) 597—Marvin Barnes, Providence, 1974 (32 games)

Career

(4 yrs.) 2,201—Tom Gola, La Salle, 1952-55 (118 games)

(3 yrs.) 1,751—Paul Silas, Creighton, 1962-64 (81 games)

(Since 1973) 1,570—Tim Duncan, Wake Forest, 1994-97 (128 games)

AVERAGE PER GAME**Season**

25.6—Charlie Slack, Marshall, 1955 (538 in 21)

(Since 1973) 20.4—Kermit Washington, American, 1973 (511 in 25)

Career

(Min. 800) 22.7—Artis Gilmore, Jacksonville, 1970-71 (1,224 in 54)

(4 yrs.) 21.8—Charlie Slack, Marshall, 1953-56 (1,916 in 88)

(Since 1973) 15.2—Glenn Mosley, Seton Hall, 1974-77 (1,263 in 83)

Assists**ASSISTS****Game**

22—Tony Fairley, Charleston So. vs. Armstrong Atlantic, Feb. 9, 1987; Avery Johnson, Southern U. vs. Texas Southern, Jan. 25, 1988; Sherman Douglas, Syracuse vs. Providence, Jan. 28, 1989

Season

406—Mark Wade, UNLV, 1987 (38 games)

Career

1,076—Bobby Hurley, Duke, 1990-93 (140 games)

AVERAGE PER GAME**Season**

13.3—Avery Johnson, Southern U., 1988 (399 in 30)

Career

(Min. 600) 12.0—Avery Johnson, Southern U., 1987-88 (732 in 61)

(4 yrs.) 8.4—Chris Corchiani, North Carolina St., 1988-91 (1,038 in 124)

Blocked Shots**BLOCKED SHOTS****Game**

16—Mickell Gladness, Alabama A&M vs. Texas Southern, Feb. 24, 2007

Season

207—David Robinson, Navy, 1986 (35 games)

Career

535—Wojciech Myrda, La.-Monroe, 1999-2002 (115 games)

AVERAGE PER GAME**Season**

6.5—Shawn James, Northeastern, 2006 (196 in 30)

Career

(Min. 225) 5.9—Keith Closs, Central Conn. St., 1995-96 (317 in 54)

(4 yrs.) 4.7—Wojciech Myrda, La.-Monroe, 1999-2002 (535 in 115)

Steals**STEALS****Game**

13—Mookie Blaylock, Oklahoma vs. Centenary (La.), Dec. 12, 1987; and vs. Loyola Marymount, Dec. 17, 1988

Season

160—Desmond Cambridge, Alabama A&M, 2002 (29 games)

Career

385—John Linehan, Providence, 1998-2002 (122 games)

AVERAGE PER GAME**Season**

5.5—Desmond Cambridge, Alabama A&M, 2002 (160 in 29)

Career

(Min. 225) 3.9—Desmond Cambridge, Alabama A&M, 1999-2002 (330 in 84)

(4 yrs.) 3.2—Eric Murdock, Providence, 1988-91 (376 in 117)

Double-Doubles**TRIPLE-DOUBLES****Season**

4—Michael Anderson, Drexel, 1986; Jason Kidd, California, 1994

Career

6—Michael Anderson, Drexel, 1985-88; Shaquille O'Neal, LSU, 1990-92

CONSECUTIVE GAMES MAKING A TRIPLE-DOUBLE**Season**

2—Kevin Robertson, Vermont, Jan. 7-9, 1992; Shaquille O'Neal, LSU, Feb. 19-22, 1992; Anfernee Hardaway, Memphis, Jan. 4-6, 1993

DOUBLE-DOUBLES**Season**

31—David Robinson, Navy, 1986

Career

87—Tim Duncan, Wake Forest, 1994-97

DOUBLE-DOUBLES BY A FRESHMAN**Season**

22—Carmelo Anthony, Syracuse, 2003

CONSECUTIVE GAMES MAKING A DOUBLE-DOUBLE**Season**

29—Mel Counts, Oregon St., Nov. 30, 1963-Mar. 10, 1964

Career

40—Billy Cunningham, North Carolina, Dec. 5, 1962-Feb. 22, 1964

Fouls**SHORTEST PLAYING TIME BEFORE BEING DISQUALIFIED****Game**

1:11—Ben Wardrop, San Diego St. vs. Colorado St., Jan. 24, 2004

MOST GAMES NEVER FOULING OUT**Full Career**

138—Ed Cota, North Carolina, 1997-2000

Games**GAMES PLAYED (SINCE 1947-48)****Season**

40—Mark Alarie, Tommy Amaker, Johnny Dawkins, Danny Ferry and Billy King, Duke, 1986; Larry Johnson, UNLV, 1990; Anthony Epps, Jamaal Magloire, Ron Mercer and Wayne Turner, Kentucky, 1997

Career

151—Wayne Turner, Kentucky, 1996-99

General**ACHIEVED 2,000 POINTS AND 2,000 REBOUNDS****Career**

Tom Gola, La Salle, 1952-55 (2,462 points and 2,201 rebounds)

Joe Holup, George Washington, 1953-56 (2,226 points and 2,030 rebounds)

AVERAGED 20 POINTS AND 20 REBOUNDS**Career**

Bill Russell, San Francisco, 1954-56 (20.7 points and 20.3 rebounds)

Paul Silas, Creighton, 1962-64 (20.5 points and 21.6 rebounds)

Julius Erving, Massachusetts, 1970-71 (26.3 points and 20.2 rebounds)

Artis Gilmore, Jacksonville, 1970-71 (24.3 points and 22.7 rebounds)

Kermit Washington, American, 1971-73 (20.1 points and 20.2 rebounds)

Team Records

Note: Where records involve both teams, each team must be an NCAA Division I member institution.

SINGLE-GAME RECORDS

Scoring

POINTS

186—Loyola Marymount vs. U.S. Int'l (140), Jan. 5, 1991

POINTS BY LOSING TEAM

150—U.S. Int'l vs. Loyola Marymount (181), Jan. 31, 1989

POINTS, BOTH TEAMS

331—Loyola Marymount (181) vs. U.S. Int'l (150), Jan. 31, 1989

MARGIN OF VICTORY

117—Long Island (179) vs. Medgar Evers (62), Nov. 26, 1997

MARGIN OF VICTORY

VS. DIVISION I OPPONENT

91—Tulsa (141) vs. Prairie View (50), Dec. 7, 1995

POINTS IN A HALF

98—Long Island vs. Medgar Evers, Nov. 26, 1997 (2nd)

POINTS IN A HALF VS. DIVISION I OPPONENT

97—Oklahoma vs. U.S. Int'l, Nov. 29, 1989 (1st)

POINTS IN A HALF, BOTH TEAMS

172—Loyola Marymount (86) vs. Gonzaga (86), Feb. 18, 1989 (2nd)

LEAD BEFORE OPPONENT

SCORES AT START OF A GAME

34-0—Seton Hall vs. Kean, Nov. 29, 1998

LEAD BEFORE DIVISION I OPPONENT SCORES AT START OF A GAME

32-0—Connecticut vs. New Hampshire, Dec. 12, 1990

LARGEST SCORING RUN VS. A DIVISION I OPPONENT

37-0—Utah St. vs. Idaho, Feb. 15, 2006

DEFICIT OVERCOME TO WIN GAME

32—Duke (74) vs. Tulane (72), Dec. 30, 1950 (trailed 22-54 with 2:00 left in the first half)

SECOND-HALF DEFICIT OVERCOME TO WIN GAME

31—Duke (74) vs. Tulane (72), Dec. 30, 1950 (trailed 27-58 with 19:00 left in the second half); Kentucky (99) vs. LSU (95), Feb. 15, 1994 (trailed 37-68 with 15:34 left in the second half)

HALFTIME DEFICIT

OVERCOME TO WIN GAME

29—Duke (74) vs. Tulane (72), Dec. 30, 1950 (trailed 27-56 at halftime)

DEFICIT OVERCOME BEFORE SCORING TO WIN GAME

28—New Mexico St. (117) vs. Bradley (109), Jan. 27, 1977 (trailed 0-28 with 13:49 left in first half)

Field Goals

FIELD GOALS

76—Long Island vs. Medgar Evers, Nov. 26, 1997 (124 attempts)

FIELD GOALS VS. DIVISION I OPPONENT

74—Houston vs. Valparaiso, Feb. 24, 1968 (112 attempts)

FIELD GOALS, BOTH TEAMS

130—Loyola Marymount (67) vs. U.S. Int'l (63), Jan. 31, 1989

FIELD GOALS IN A HALF

42—Oklahoma vs. U.S. Int'l, Nov. 29, 1989 (90 attempts) (1st half)

FIELD-GOAL ATTEMPTS

147—Oklahoma vs. U.S. Int'l, Nov. 29, 1989 (70 made)

FIELD-GOAL ATTEMPTS, BOTH TEAMS

245—Loyola Marymount (124) vs. U.S. Int'l (121), Jan. 7, 1989

FIELD-GOAL ATTEMPTS IN A HALF

90—Oklahoma vs. U.S. Int'l, Nov. 29, 1989 (42 made) (1st half)

FIELD-GOAL PERCENTAGE

(Min. 15 made) 83.3%—Maryland vs. South Carolina, Jan. 9, 1971 (15 of 18)

(Min. 30 made) 81.4%—New Mexico vs. Oregon St., Nov. 30, 1985 (35 of 43)

FIELD-GOAL PERCENTAGE, HALF

94.1%—North Carolina vs. Virginia, Jan. 7, 1978 (16 of 17) (2nd half)

Three-Point Field Goals

THREE-POINT FIELD GOALS

28—Troy vs. George Mason, Dec. 10, 1994 (74 attempts)

THREE-POINT FIELD GOALS, BOTH TEAMS

44—Troy (28) vs. George Mason (16), Dec. 10, 1994

CONSECUTIVE THREE-POINT FIELD GOALS MADE WITHOUT A MISS

11—Niagara vs. Siena, Jan. 7, 1987; Eastern Ky. vs. UNC Asheville, Jan. 14, 1987

THREE-POINT FIELD-GOAL ATTEMPTS WITHOUT MAKING ONE

22—Canisius vs. St. Bonaventure, Jan. 21, 1995

NUMBER OF DIFFERENT PLAYERS TO SCORE A THREE-POINT FIELD GOAL, ONE TEAM

9—Dartmouth vs. Boston College, Nov. 30, 1993

THREE-POINT FIELD-GOAL ATTEMPTS

74—Troy vs. George Mason, Dec. 10, 1994 (28 made)

THREE-POINT FIELD-GOAL ATTEMPTS, BOTH TEAMS

108—Troy (74) vs. George Mason (34), Dec. 10, 1994

THREE-POINT FIELD-GOAL PERCENTAGE

(Min. 10 made) 91.7%—Drexel vs. Delaware, Dec. 3, 2000 (11 of 12); Northern Ariz. vs. Willamette, Dec. 11, 2004 (11 of 12)

(Min. 15 made) 83.3%—Eastern Ky. vs. UNC Asheville, Jan. 14, 1987 (15 of 18)

THREE-POINT FIELD-GOAL PERCENTAGE, BOTH TEAMS

(Min. 10 made) 83.3%—Lafayette (7 of 8) vs. Marist (3 of 4), Dec. 6, 1986 (10 of 12)

(Min. 15 made) 76.2%—Florida (10 of 14) vs. California (6 of 7), Dec. 27, 1986 (16 of 21)

(Min. 20 made) 72.4%—Princeton (12 of 15) vs. Brown (9 of 14), Feb. 20, 1988 (21 of 29)

Free Throws

FREE THROWS MADE

56—TCU vs. Eastern Mich., Dec. 21, 1999 (70 attempts)

FREE THROWS MADE, BOTH TEAMS

88—Morehead St. (53) vs. Cincinnati (35), Feb. 11, 1956 (111 attempts)

FREE-THROW ATTEMPTS

79—Northern Ariz. vs. Arizona, Jan. 26, 1953 (46 made)

FREE THROWS, BOTH TEAMS

130—Northern Ariz. (79) vs. Arizona (51), Jan. 26, 1953 (78 made)

FREE-THROW PERCENTAGE

(Min. 32 made) 100.0%—UC Irvine vs. Pacific, Feb. 21, 1981 (34 of 34); Samford vs. UCF, Dec. 20, 1990 (34 of 34)

(Min. 35 made) 97.2%—Vanderbilt vs. Mississippi St., Feb. 26, 1986 (35 of 36); Butler vs. Dayton, Feb. 21, 1991 (35 of 36); Marquette vs. Memphis, Jan. 23, 1993 (35 of 36)

(Min. 40 made) 95.5%—UNLV vs. San Diego St., Dec. 11, 1976 (42 of 44)

FREE-THROW PERCENTAGE, BOTH TEAMS

100%—Purdue (25 of 25) vs. Wisconsin (22 of 22), Feb. 7, 1976 (47 of 47)

Rebounds

REBOUNDS

108—Kentucky vs. Mississippi, Feb. 8, 1964

REBOUNDS, BOTH TEAMS

152—Indiana (95) vs. Michigan (57), March 11, 1961

REBOUND MARGIN

84—Arizona (102) vs. Northern Ariz. (18), Jan. 6, 1951

Assists

ASSISTS (INCLUDING OVERTIMES)

44—Colorado vs. George Mason, Dec. 2, 1995 (ot)

ASSISTS (REGULATION)

43—TCU vs. Central Okla., Dec. 12, 1998.

ASSISTS, BOTH TEAMS (INCLUDING OVERTIMES)

67—Colorado (44) vs. George Mason (23), Dec. 2, 1995 (ot)

ASSISTS, BOTH TEAMS (REGULATION)

65—Dayton (34) vs. UCF (31), Dec. 3, 1988

Blocked Shots

BLOCKED SHOTS

21—Georgetown vs. Southern (N.O.), Dec. 1, 1993; Alabama A&M vs. Texas Southern, Feb. 24, 2007

BLOCKED SHOTS, BOTH TEAMS

29—Rider (17) vs. Fairleigh Dickinson (12), Jan. 9, 1989

Steals

STEALS

39—Long Island vs. Medgar Evers, Nov. 26, 1997

STEALS VS. DIVISION I OPPONENT

34—Oklahoma vs. Centenary (La.), Dec. 12, 1987

STEALS, BOTH TEAMS

44—Oklahoma (34) vs. Centenary (La.) (10), Dec. 12, 1987

Fouls

FOULS

50—Arizona vs. Northern Ariz., Jan. 26, 1953

FOULS, BOTH TEAMS

84—Arizona (50) vs. Northern Ariz. (34), Jan. 26, 1953

PLAYERS DISQUALIFIED

8—St. Joseph's vs. Xavier, Jan. 10, 1976

PLAYERS DISQUALIFIED, BOTH TEAMS

12—UNLV (6) vs. Hawaii (6), Jan. 19, 1979 (ot); Arizona (7) vs. West Tex. A&M (5), Feb. 14, 1952

Defense

FEWEST POINTS ALLOWED

(Since 1938)

6—Tennessee (11) vs. Temple, Dec. 15, 1973; Kentucky (75) vs. Arkansas St., Jan. 8, 1945

FEWEST POINTS ALLOWED

(Since 1986)

21—Coastal Caro. (61) vs. Ga. Southern, Jan. 2, 1997; Monmouth (41) vs. Princeton, Dec. 14, 2005

FEWEST POINTS, BOTH TEAMS**(Since 1938)**

17—Tennessee (11) vs. Temple (6), Dec. 15, 1973

FEWEST POINTS, BOTH TEAMS**(Since 1986)**

62—Monmouth (41) vs. Princeton (21), Dec. 14, 2005

FEWEST POINTS ALLOWED IN A HALF**(Since 1938)**

0—Duke (7) vs. North Carolina, Feb. 24, 1979 (1st)

FEWEST POINTS ALLOWED IN A HALF**(Since 1986)**

7—Ohio (35) vs. Central Mich., Jan. 14, 2006 (1st)

FEWEST POINTS, BOTH TEAMS IN A HALF**(Since 1938)**

7—Duke (7) vs. North Carolina, Feb. 24, 1979 (1st)

FEWEST POINTS, BOTH TEAMS IN A HALF**(Since 1986)**

28—Mississippi (15) vs. South Carolina (13), Jan. 8, 2003 (1st)

LONGEST TIME HOLDING THE OPPONENT SCORELESS

20:48—Duke vs. North Carolina, Feb. 25, 1979 (UNC scored its first points of the game at 19:12 in the 2nd half)

LONGEST TIME HOLDING THE OPPONENT SCORELESS**(Since 1986)**

13:53—Utah St. vs. Idaho, Feb. 15, 2006 (last 7:49 of the 1st half and first 6:04 of the 2nd half)

FEWEST FIELD GOALS**(Since 1938)**

2—Duke vs. North Carolina St., March 8, 1968 (11 attempts); Arkansas St. vs. Kentucky, Jan. 8, 1945

FEWEST FIELD GOALS IN A HALF**(Since 1986)**

2—Central Mich. vs. Ohio, Jan. 14, 2006 (1st)

FEWEST FIELD-GOAL ATTEMPTS**(Since 1938)**

9—Pittsburgh vs. Penn St., March 1, 1952 (3 made)

LOWEST FIELD-GOAL PERCENTAGE**(Since 1986)**

13.3%—Miami (Ohio) vs. Dayton, Dec. 29, 2001 (8 of 60)

LOWEST FIELD-GOAL PERCENTAGE IN A HALF

8.3%—Central Mich. vs. Ohio, Jan. 14, 2006 (2 of 24) (1st)

FEWEST THREE-POINT FIELD GOALS MADE

0—Many teams

FEWEST THREE-POINT FIELD-GOAL ATTEMPTS

0—Many teams

FEWEST FREE THROWS MADE

0—Many teams

FEWEST FREE-THROW ATTEMPTS

0—Many teams

Overtimes**OVERTIME PERIODS**

7—Cincinnati (75) vs. Bradley (73), Dec. 21, 1981

POINTS IN ONE OVERTIME PERIOD

26—Vermont vs. Hartford, Jan. 24, 1998

POINTS IN ONE OVERTIME PERIOD, BOTH TEAMS

45—VCU (23) vs. Texas A&M (22), Dec. 2, 2000

POINTS IN OVERTIME PERIODS

49—Middle Tenn. vs. Tennessee Tech, Feb. 12, 2000 (4 ot)

POINTS IN OVERTIME PERIODS, BOTH TEAMS

94—Middle Tenn. (49) vs. Tennessee Tech (45), Feb. 12, 2000 (4 ot)

WINNING MARGIN IN OVERTIME GAME

21—Nicholls St. (86) vs. Sam Houston St. (65), Feb. 4, 1999 (23-2 in the ot)

SEASON RECORDS**Scoring****POINTS**

4,012—Oklahoma, 1988 (39 games)

POINTS PER GAME

122.4—Loyola Marymount, 1990 (3,918 in 32)

SCORING MARGIN AVERAGE

30.3—UCLA, 1972 (94.6 offense, 64.3 defense)

GAMES AT LEAST 100 POINTS

28—Loyola Marymount, 1990

CONSECUTIVE GAMES AT LEAST 100 POINTS

12—UNLV, 1977; Loyola Marymount, 1990

Field Goals**FIELD GOALS**

1,533—Oklahoma, 1988 (3,094 attempts)

FIELD GOALS PER GAME

46.3—UNLV, 1976 (1,436 in 31)

FIELD-GOAL ATTEMPTS

3,094—Oklahoma, 1988 (1,533 made)

FIELD-GOAL ATTEMPTS PER GAME

98.5—Oral Roberts, 1973 (2,659 in 27)

FIELD-GOAL PERCENTAGE

57.2%—Missouri, 1980 (936 of 1,635)

Three-Point Field Goals**THREE-POINT FIELD GOALS**

442—VMI, 2007 (1,383 attempts)

THREE-POINT FIELD GOALS PER GAME

13.4—VMI, 2007 (442 in 33)

THREE-POINT FIELD-GOAL ATTEMPTS

1,383—VMI, 2007 (442 made)

THREE-POINT FIELD-GOAL ATTEMPTS PER GAME

41.9—VMI, 2007 (1,383 in 33)

THREE-POINT FIELD-GOAL PERCENTAGE(Min. 100 made) 50.8%—Indiana, 1987 (130 of 256)
(Min. 150 made) 50.0%—Mississippi Val., 1987 (161 of 322)

(Min. 200 made) 49.2%—Princeton, 1988 (211 of 429)

CONSECUTIVE GAMES SCORING A THREE-POINT FIELD GOAL**(Multiple Seasons)**

668—UNLV, Nov. 26, 1986, to present

Free Throws**FREE THROWS MADE**

888—Duke, 1990 (1,165 attempts)

FREE THROWS MADE PER GAME

28.9—Morehead St., 1956 (838 in 29)

CONSECUTIVE FREE THROWS MADE

50—Wake Forest, 2005 (during two games, Jan. 15-18)

FREE THROW ATTEMPTS

1,263—Bradley, 1954 (865 made)

FREE-THROW ATTEMPTS PER GAME

41.0—Bradley, 1953 (1,107 in 27)

FREE-THROW PERCENTAGE

82.2%—Harvard, 1984 (535 of 651)

Rebounds**REBOUNDS**

2,109—Kentucky, 1951 (34 games)

REBOUNDS PER GAME

70.0—Connecticut, 1955 (1,751 in 25)

REBOUND MARGIN AVERAGE25.0—Morehead St., 1957 (64.3 offense, 39.3 defense)
(Since 1973) 18.5—Manhattan, 1973 (56.5, 38.0)**Assists****ASSISTS**

926—UNLV, 1990 (40 games)

ASSISTS PER GAME

24.7—UNLV, 1991 (863 in 35)

Blocked Shots**BLOCKED SHOTS**

315—Connecticut, 2004 (39 games)

BLOCKED SHOTS PER GAME

9.1—Georgetown, 1989 (309 in 34)

Steals**STEALS**

490—VMI, 2007 (33 games)

STEALS PER GAME

14.9—Long Island, 1998 (478 in 32)

Fouls**FOULS**

966—Providence, 1987 (34 games)

FOULS PER GAME

29.3—Indiana, 1952 (644 in 22)

FEWEST FOULS

253—Air Force, 1962 (23 games)

FEWEST FOULS PER GAME

11.0—Air Force, 1962 (253 in 23)

Defense**LOWEST SCORING AVERAGE PER GAME ALLOWED****(Since 1982)**

(Since 1938) 25.7—Oklahoma St., 1939 (693 in 27)

(Since 1948) 32.5—Oklahoma St., 1948 (1,006 in 31)

(Since 1965) 47.1—Fresno St., 1982 (1,412 in 30)

LOWEST FIELD-GOAL PERCENTAGE ALLOWED

(Since 1978) 35.2—Stanford, 2000 (667 of 1,893)

Overtimes**OVERTIME GAMES**

8—Western Ky., 1978 (won 5, lost 3); Portland, 1984 (won 4, lost 4); Valparaiso, 1993 (won 4, lost 4)

CONSECUTIVE OVERTIME GAMES

4—Jacksonville, 1982 (won 3, lost 1); Illinois St., 1985 (won 3, lost 1); Dayton, 1988 (won 1, lost 3)

OVERTIME WINS

6—Chattanooga, 1989 (6-0); Wake Forest, 1984 (6-1)

OVERTIME HOME WINS

5—Cincinnati, 1967 (5-0)

OVERTIME ROAD WINS

4—Delaware, 1973 (4-0); Arizona St., 1981 (4-0); Cal St. Fullerton, 1989 (4-0); New Mexico St., 1994 (4-0)

OVERTIME PERIODS

14—Bradley, 1982 (3-3)

CONSECUTIVE OVERTIME WINS—ALL-TIME

11—Louisville, Feb. 10, 1968-March 29, 1975; Massachusetts, March 21, 1991-Feb. 28, 1996; Virginia, Dec. 5, 1991-Feb. 8, 1996

General Records

GAMES IN A SEASON

45—Oregon, 1945 (30-15)

GAMES IN A SEASON (Since 1948)

40—Duke, 1986 (37-3); UNLV, 1990 (35-5); Kentucky, 1997 (35-5); Florida, 2007 (35-5)

VICTORIES IN A SEASON

37—Duke, 1986 (37-3) & 1999 (37-2); UNLV, 1987 (37-2); Illinois, 2005 (37-2)

VICTORIES IN A PERFECT SEASON

32—North Carolina, 1957; Indiana, 1976

VICTORIES IN FIRST SEASON IN DIVISION I

29—Seattle, 1953 (29-4)

WON-LOST PERCENTAGE IN FIRST SEASON IN DIVISION I

.931—Md.-East. Shore, 1974 (27-2)

MOST-IMPROVED TEAM FROM ONE SEASON TO THE NEXT

17 games—Mercer, 2003 (from 6-23 to 23-6); UTEP, 2004 (from 6-24 to 24-8)

CONSECUTIVE VICTORIES IN A SEASON

34—UNLV, 1991 (34-1)

CONSECUTIVE VICTORIES

88—UCLA, from Jan. 30, 1971, through Jan. 17, 1974 (ended Jan. 19, 1974, at Notre Dame, 71-70; last UCLA defeat before streak also came at Notre Dame, 89-82)

CONSECUTIVE REGULAR-SEASON VICTORIES (NATIONAL POSTSEASON TOURNAMENTS NOT INCLUDED)

76—UCLA, 1971-74

CONSECUTIVE HOME-COURT VICTORIES

129—Kentucky, from Jan. 4, 1943, to Jan. 8, 1955 (ended by Georgia Tech, 59-58)

CONSECUTIVE ROAD VICTORIES (OPPONENTS' HOME SITE ONLY)

35—Kansas, Feb. 20, 1924-Jan. 13, 1928 (ended by Oklahoma, 45-19)

CONSECUTIVE NON-HOME VICTORIES (ROAD AND NEUTRAL SITE GAMES ONLY)

39—UCLA, Feb. 6, 1971-Jan. 7, 1974 (ended by Notre Dame, 71-70)

DEFEATS IN A SEASON

30—Grambling, 2000 (1-30)

DEFEATS IN A WINLESS SEASON

28—Prairie View, 1992 (0-28); Savannah St., 2005 (0-28)

CONSECUTIVE DEFEATS IN A SEASON

28—Prairie View, 1992 (0-28); Savannah St., 2005 (0-28)

CONSECUTIVE DEFEATS

34—Sacramento St., from Dec. 22, 1997, to Jan. 27, 1999

CONSECUTIVE HOME-COURT DEFEATS

32—New Hampshire, from Feb. 9, 1988, to Feb. 2, 1991 (ended vs. Holy Cross, 72-56)

CONSECUTIVE ROAD DEFEATS (INCLUDING ONLY GAMES AT THE OPPONENTS' HOME SITES)

64—Tex.-Pan American, from Nov. 25, 1995, to Jan. 8, 2000 (ended vs. Oral Roberts, 79-62)

CONSECUTIVE NON-HOME DEFEATS (INCLUDING GAMES AT THE OPPONENTS' HOME SITES AND AT NEUTRAL SITES)

56—Sacramento St., from Nov. 22, 1991, to Jan. 5, 1995 [ended at Loyola (Ill.), 68-56]

CONSECUTIVE 30-WIN SEASONS

3—Kentucky, 1947-49 and 1996-98

CURRENT CONSECUTIVE 30-WIN SEASONS

2—Florida, Memphis & UCLA, 2006-07

CONSECUTIVE 25-WIN SEASONS

10—UCLA, 1967-76; UNLV, 1983-92

CURRENT CONSECUTIVE 25-WIN SEASONS

4—Nevada, 2004-07

CONSECUTIVE 20-WIN SEASONS

31—North Carolina, 1971-2001

CURRENT CONSECUTIVE 20-WIN SEASONS

20—Arizona, 1988-2007

CONSECUTIVE WINNING SEASONS

54—UCLA, 1949-2002

CURRENT CONSECUTIVE WINNING SEASONS

37—Syracuse, 1971-2007

CONSECUTIVE NON-LOSING SEASONS (INCLUDES .500 RECORD)

60—Kentucky, 1928-52, 54-88# (2 .500 seasons)

#Kentucky did not play basketball during the 1953 season.

CONSECUTIVE NON-LOSING SEASONS (INCLUDES .500 RECORD)—CURRENT

38—Syracuse, 1970-2007 (one .500 season)

UNBEATEN TEAMS (SINCE 1938; NUMBER OF VICTORIES IN PARENTHESES)

- 1939 Long Island (24)†
- 1940 Seton Hall (19)††
- 1944 Army (15)††
- 1954 Kentucky (25)††
- 1956 San Francisco (29)*
- 1957 North Carolina (32)*
- 1964 UCLA (30)*
- 1967 UCLA (30)*

- 1972 UCLA (30)*
- 1973 UCLA (30)*
- 1973 North Carolina St. (27)††
- 1976 Indiana (32)*

*NCAA champion; †NIT champion; ††not in either tournament

UNBEATEN IN REGULAR SEASON BUT LOST IN NCAA (*) OR NIT (†)

- 1939 Loyola (Ill.) (20; 21-1)†
- 1941 Seton Hall (19; 20-2)†
- 1951 Columbia (21; 21-1)*
- 1961 Ohio St. (24; 27-1)*
- 1968 Houston (28; 31-2)*
- 1968 St. Bonaventure (22; 23-2)*
- 1971 Marquette (26; 28-1)*
- 1971 Penn (26; 28-1)*
- 1975 Indiana (29; 31-1)*
- 1976 Rutgers (28; 31-2)*
- 1979 Indiana St. (27; 33-1)*
- 1979 Alcorn St. (25; 28-1)†
- 1991 UNLV (30; 34-1)*

30-GAME WINNERS (Since 1938)

- 37—Duke, 1986 & 1999; Illinois, 2005; UNLV, 1987.
- 36—Kentucky, 1948.
- 35—Arizona, 1988; Duke, 2001; Florida, 2007; Georgetown, 1985; Kansas, 1986 & 1998; Kentucky, 1997 & 1998; Massachusetts, 1996; UNLV, 1990; Ohio St., 2007; Oklahoma, 1988.
- 34—Arkansas, 1991; Connecticut, 1999; Duke, 1992; Georgetown, 1984; Kansas, 1997; Kentucky, 1947 & 1996; UNLV, 1991; North Carolina, 1993 & 1998.
- 33—Connecticut, 2004; Florida, 2006; Indiana St., 1979; Kansas, 2007; Louisville, 1980 & 2005; Memphis, 2006 & 2007; Michigan St., 1999; UNLV, 1986; North Carolina, 2005.
- 32—Arkansas, 1978 & 1995; Bradley, 1950, 1951 & 1986; Connecticut, 1996 & 1998; Duke, 1991, 1998 & 2006; Houston, 1984; Indiana, 1976; Iowa St., 2000; Kentucky, 1949, 1951, 1986 & 2003; Louisville, 1983 & 1986; Marshall, 1947; Maryland, 2002; Michigan St., 2000; North Carolina, 1957, 1982 & 1987; Temple, 1987 & 1988; Tulsa, 2000; UCLA, 2006.
- 31—Arkansas, 1994; Cincinnati, 2002; Connecticut, 1990; Duke, 2002 & 2004; Houston, 1968 & 1983; Illinois, 1989; Indiana, 1975 & 1993; LSU, 1981; Memphis, 1985; Michigan, 1993; Minnesota, 1997; North Carolina, 2007; Oklahoma, 1985 & 2002; Oklahoma St., 1946 & 2004; Pittsburgh, 2004; Rutgers, 1976; St. John's (N.Y.), 1985 & 1986; Seton Hall, 1953 & 1989; Stanford, 2001; Syracuse, 1987; UCLA, 1995; Wyoming, 1943.
- 30—Arizona, 1998 & 2005; Arkansas, 1990; California, 1946; Connecticut, 2006; Georgetown, 1982 & 2007; Indiana, 1987; Iowa, 1987; Kansas, 1990 & 2003; Kentucky, 1978 & 1993; La Salle, 1990; Massachusetts, 1992; Michigan, 1989; Navy, 1986; UNLV, 2007; North Carolina, 1946; North Carolina St., 1951 & 1974; Oklahoma, 1989; Oregon, 1945; St. Joseph's, 2004; Stanford 1998 & 2004; Syracuse, 1989 & 2003; Texas, 2006; Texas Tech, 1996; UCLA, 1964, 1967, 1972, 1973 & 2007; Utah, 1991 & 1998; Virginia, 1982; Western Ky., 1938, Wisconsin, 2007.

All-Time Individual Leaders

Single-Game Records

SCORING HIGHS VS. DIVISION I OPPONENT

Pts.	Player, Team vs. Opponent	Date
72	Kevin Bradshaw, U.S. Int'l vs. Loyola Marymount.....	Jan. 5, 1991
69	Pete Maravich, LSU vs. Alabama.....	Feb. 7, 1970
68	Calvin Murphy, Niagara vs. Syracuse.....	Dec. 7, 1968
66	Jay Handlan, Wash. & Lee vs. Furman.....	Feb. 17, 1951
66	Pete Maravich, LSU vs. Tulane.....	Feb. 10, 1969
66	Anthony Roberts, Oral Roberts vs. N.C. A&T.....	Feb. 19, 1977
65	Anthony Roberts, Oral Roberts vs. Oregon.....	Mar. 9, 1977
65	Scott Haffner, Evansville vs. Dayton.....	Feb. 18, 1989
64	Pete Maravich, LSU vs. Kentucky.....	Feb. 21, 1970
63	Johnny Neumann, Mississippi vs. LSU.....	Jan. 30, 1971
63	Hersey Hawkins, Bradley vs. Detroit.....	Feb. 22, 1988

Pts.	Player, Team vs. Opponent	Date
62	Darrell Floyd, Furman vs. Citadel.....	Jan. 14, 1956
62	Oscar Robertson, Cincinnati vs. North Texas.....	Feb. 6, 1960
62	Askia Jones, Kansas St. vs. Fresno St.	Mar. 24, 1994
61	Lew Alcindor, UCLA vs. Washington St.	Feb. 25, 1967
61	Pete Maravich, LSU vs. Vanderbilt.....	Dec. 11, 1969
61	Rick Mount, Purdue vs. Iowa.....	Feb. 28, 1970
61	Austin Carr, Notre Dame vs. Ohio.....	Mar. 7, 1970
61	Wayman Tisdale, Oklahoma vs. UTSA.....	Dec. 28, 1983
61	Eddie House, Arizona St. vs. California (2 ot).....	Jan. 8, 2000
60	Elgin Baylor, Seattle vs. Portland.....	Jan. 30, 1958
60	Billy McGill, Utah vs. BYU.....	Feb. 24, 1962
60	John Mengelt, Auburn vs. Alabama.....	Feb. 14, 1970
60	Johnny Neumann, Mississippi vs. Baylor.....	Dec. 29, 1970
59	Pete Maravich, LSU vs. Alabama.....	Feb. 17, 1968
59	Ernie Fleming, Jacksonville vs. St. Peter's.....	Jan. 29, 1972
59	Kevin Bradshaw, U.S. Int'l vs. Florida Int'l.....	Jan. 14, 1991

SCORING HIGHS VS. NON-DIVISION I OPPONENT

Pts.	Player, Team vs. Opponent	Date
100	Frank Selvy, Furman vs. Newberry.....	Feb. 13, 1954
85	Paul Arizin, Villanova vs. Philadelphia NAMC.....	Feb. 12, 1949
81	Freeman Williams, Portland St. vs. Rocky Mountain.....	Feb. 3, 1978
73	Bill Mlkvy, Temple vs. Wilkes.....	Mar. 3, 1951
71	Freeman Williams, Portland St. vs. Southern Ore.....	Feb. 9, 1977
67	Darrell Floyd, Furman vs. Morehead St.....	Jan. 22, 1955
66	Freeman Williams, Portland St. vs. George Fox.....	Jan. 13, 1978
65	Bob Zawoluk, St. John's (N.Y.) vs. St. Peter's.....	Mar. 30, 1950
63	Sherman White, Long Island vs. John Marshall.....	Feb. 1950
63	Frank Selvy, Furman vs. Mercer.....	Feb. 11, 1953
62	Elvin Hayes, Houston vs. Valparaiso.....	Feb. 24, 1968
61	Matt Teahan, Denver vs. Neb. Wesleyan.....	Feb. 26, 1979
60	Bob Pettit, LSU vs. Louisiana College.....	Dec. 7, 1953
60	Harry Kelly, Texas Southern vs. Jarvis Christian.....	Feb. 23, 1983
60	Dave Jamerson, Ohio vs. Charleston (W.V.).....	Dec. 21, 1989
59	Rick Barry, Miami (Fla.) vs. Rollins.....	Jan. 23, 1965
58	Frank Selvy, Furman vs. Wofford.....	Feb. 23, 1954
57	David Thompson, North Carolina St. vs. Buffalo St.....	Dec. 5, 1974
57	Calvin Murphy, Niagara vs. Villa Madonna.....	Dec. 6, 1967
56	Stan Davis, Appalachian St. vs. Carson-Newman.....	Jan. 24, 1974
56	Tim Roberts, Southern U. vs. Faith Baptist.....	Dec. 12, 1994
55	Rick Barry, Miami (Fla.) vs. Tampa.....	Dec. 1, 1964
55	Elvin Hayes, Houston vs. Texas St.....	Feb. 12, 1966
55	Wayman Tisdale, Oklahoma vs. Texas St.....	Dec. 10, 1984
54	Rick Barry, Miami (Fla.) vs. Florida Southern.....	Jan. 13, 1965

**FIELD-GOAL PERCENTAGE
(Minimum 12 field goals made)**

Pct.	Player, Team vs. Opponent (FG-FGA)	Date
100	Clifford Rozier, Louisville vs. Eastern Ky. (15 of 15).....	Dec. 11, 1993
100	Dan Henderson, Arkansas St. vs. Ga. Southern (14 of 14).....	Feb. 26, 1976
100	Cornelius Holden, Louisville vs. Southern Miss. (14 of 14).....	Mar. 3, 1990
100	Dana Jones, Pepperdine vs. Boise St. (14 of 14).....	Nov. 30, 1991
100	Ted Guzek, Butler vs. Michigan (13 of 13).....	Dec. 15, 1956
100	Rick Dean, Syracuse vs. Colgate (13 of 13).....	Feb. 14, 1966
100	Gary Lechman, Gonzaga vs. Portland St. (13 of 13).....	Jan. 21, 1967
100	Kevin King, Charlotte vs. South Ala. (13 of 13).....	Feb. 20, 1978
100	Vernon Smith, Texas A&M vs. Alas. Anchorage (13 of 13).....	Nov. 26, 1978
100	Steve Johnson, Oregon St. vs. Hawaii-Hilo (13 of 13).....	Dec. 5, 1979
100	Antoine Carr, Wichita St. vs. Abilene Christian (13 of 13).....	Nov. 28, 1980
100	Doug Hashley, Montana St. vs. Idaho St. (13 of 13).....	Feb. 5, 1982
100	Brad Daugherty, North Carolina vs. UCLA (13 of 13).....	Nov. 24, 1985
100	Ricky Butler, UC Irvine vs. Cal St. Fullerton (13 of 13).....	Feb. 21, 1991
100	Rafael Solis, Brooklyn vs. Wagner (13 of 13).....	Dec. 11, 1991
100	Ben Handlogten, Western Mich. vs. Toledo (13 of 13).....	Jan. 27, 1996
100	Mate Milisa, Long Beach St. vs. Cal St. Monterey (13 of 13).....	Dec. 22, 1999
100	Leon Roberts, Northern Ill. vs. Rockford (13 of 13).....	Dec. 6, 2000
100	Calvin Ento, Montana St. vs. Dickinson St. (13 of 13).....	Dec. 10, 2002
100	22 tied (12 of 12)	

THREE-POINT FIELD GOALS MADE

3FG	Player, Team vs. Opponent	Date
15	Keith Veney, Marshall vs. Morehead St.....	Dec. 14, 1996
14	Dave Jamerson, Ohio vs. Col. of Charleston.....	Dec. 21, 1989
14	Askia Jones, Kansas St. vs. Fresno St.....	Mar. 24, 1994
14	Ronald Blackshear, Marshall vs. Akron.....	Mar. 1, 2002
12	Gary Bossert, Niagara vs. Siena.....	Jan. 7, 1987
12	Darrin Fitzgerald, Butler vs. Detroit.....	Feb. 9, 1987
12	Alex Dillard, Arkansas vs. Delaware St.....	Dec. 11, 1993
12	Mitch Taylor, Southern U. vs. La. Christian.....	Dec. 1, 1994
12	David McMahan, Winthrop vs. Coastal Caro.....	Jan. 15, 1996
12	Clarence Gilbert, Missouri vs. Colorado.....	Feb. 23, 2002
12	Terrence Woods, Florida A&M vs. Coppin St.....	Mar. 1, 2003
12	Michael Jenkins, Winthrop vs. North Greenville.....	Nov. 11, 2006
11	Jeff Hodson, Augusta St. vs. Armstrong Atlantic.....	Jan. 28, 1986
11	Dennis Scott, Georgia Tech vs. Houston.....	Dec. 28, 1988
11	Scott Haffner, Evansville vs. Dayton.....	Feb. 18, 1989
11	Bobby Phills, Southern U. vs. Alcorn St.....	Feb. 3, 1990
11	Dave Jamerson, Ohio vs. Kent St.....	Feb. 24, 1990
11	Jeff Fryer, Loyola Marymount vs. Michigan.....	Mar. 18, 1990
11	Doug Day, Radford vs. Central Conn. St.....	Dec. 12, 1990
11	Brent Price, Oklahoma vs. Loyola Marymount.....	Dec. 15, 1990
11	Bobby Phills, Southern U. vs. Manhattan.....	Dec. 28, 1990
11	Terry Brown, Kansas vs. North Carolina St.....	Jan. 5, 1991
11	Marc Rybczyk, Central Conn. St. vs. Long Island.....	Nov. 26, 1991
11	Mark Alberts, Akron vs. Wright St.....	Feb. 8, 1992
11	Mike Alcorn, Youngstown St. vs. Pitt.-Bradford.....	Feb. 24, 1992
11	Doug Day, Radford vs. Morgan St.....	Dec. 9, 1992
11	Lindsey Hunter, Jackson St. vs. Kansas.....	Dec. 27, 1992
11	Keith Veney, Lamar vs. Prairie View.....	Feb. 2, 1993
11	Keith Veney, Lamar vs. Ark.-Little Rock.....	Feb. 11, 1993
11	Scott Neely, Campbell vs. Coastal Caro.....	Jan. 29, 1994

3FG	Player, Team vs. Opponent	Date
11	Chris Brown, UC Irvine vs. New Mexico St.....	Mar. 13, 1994
11	Randy Rutherford, Oklahoma St. vs. Kansas.....	Mar. 5, 1995
11	Troy Hudson, Southern Ill. vs. Hawaii-Hilo.....	Dec. 29, 1995
11	Seth Chadwick, Wofford vs. Mercer.....	Feb. 15, 1997
11	Cory Schwab, Northern Ariz. vs. Cal Poly.....	Dec. 2, 2000
11	Ron Williamson, Howard vs. Georgetown.....	Dec. 16, 2000
11	T.J. Sorrentine, Vermont vs. Northeastern.....	Jan. 17, 2002
11	Ron Williamson, Howard vs. N.C. A&T.....	Jan. 21, 2003
11	Terrence Woods, Florida A&M vs. N.C. A&T.....	Feb. 1, 2003
11	Kevin Bettencourt, Bucknell vs. St. Francis (Pa.).....	Dec. 6, 2003
11	Earnest Crumbley, Fla. Atlantic vs. Campbell.....	Feb. 26, 2004
11	Elton Nesbitt, Ga. Southern vs. Chattanooga.....	Jan. 17, 2005
11	Bobby Brown, Cal St. Fullerton vs. Bethune-Cookman.....	Dec. 16, 2006
11	Eric Moore, Buffalo vs. Bowling Green.....	Jan. 7, 2007

**THREE-POINT FIELD-GOAL PERCENTAGE
(Minimum 7 three-point field goals made)**

Pct.	Player, Team vs. Opponent (3FG-FGA)	Date
100	Mark Poag, Old Dominion vs. VMI (9 of 9).....	Nov. 25, 1997
100	Marcus Wilson, Evansville vs. Tenn.-Martin (9 of 9).....	Nov. 18, 1998
100	Donnie McGrath, Providence vs. Virginia (9 of 9).....	Feb. 2, 2005
100	Thomas Thompson, San Francisco vs. Loyola Marymount (8 of 8).....	Mar. 7, 1992
100	Shawn Haughn, Dayton vs. St. Louis (8 of 8).....	Feb. 13, 1994
100	James Singleton, Murray St. vs. Eastern Ill. (8 of 8).....	Feb. 13, 2003
100	John Goldsberry, UNC Wilmington vs. Maryland (8 of 8).....	Mar. 21, 2003
100	Doug D'Amore, Idaho St. vs. Montana (8 of 8).....	Jan. 17, 2004
100	Kelvin Collins, La.-Monroe vs. Nevada (7 of 7).....	Dec. 30, 1986
100	Wally Lancaster, Virginia Tech vs. San Fran. St. (7 of 7).....	Jan. 3, 1987
100	Ramon Trice, St. Louis vs. Butler (7 of 7).....	Feb. 16, 1987
100	Juan Sanchez, Temple vs. Rhode Island (7 of 7).....	Feb. 16, 1997
100	DeMar Moore, Bowling Green vs. Western Mich. (7 of 7).....	Jan. 3, 1998
100	Senque Carey, Washington vs. Old Dominion (7 of 7).....	Dec. 4, 1999
100	Okechi Egbe, Tenn.-Martin vs. Bethel (7 of 7).....	Nov. 20, 2000
100	Justin Brown, Montana St. vs. Western Ill. (7 of 7).....	Dec. 6, 2000
100	Lionel Armstead, West Virginia vs. Ark.-Monticello (7 of 7).....	Dec. 1, 2001
100	Bronski Dockery, St. Francis (N.Y.) vs. Central Conn. St. (7 of 7).....	Dec. 3, 2001
100	Nick Moore, Toledo vs. Akron (7 of 7).....	Feb. 13, 2002
100	Felton Freeman, Sam Houston St. vs. TCU (7 of 7).....	Nov. 22, 2002
100	Matt Walsh, Florida vs. Miami (Fla.) (7 of 7).....	Dec. 21, 2002
100	Ezra Williams, Georgia vs. LSU (7 of 7).....	Jan. 5, 2003
100	Tyrone Green, N.C. A&T vs. N.C. Central (7 of 7).....	Jan. 19, 2003
100	Avery Sheets, Butler vs. Loyola (Ill.) (7 of 7).....	Feb. 3, 2005
100	Rashad Anderson, Connecticut vs. Morehead St. (7 of 7).....	Dec. 23, 2005
100	Ricky Porter, UC Riverside vs. Pacific (7 of 7).....	Jan. 7, 2006
100	Jawann McClellan, Arizona vs. New Mexico St. (7 of 7).....	Nov. 19, 2006
100	Matt Lojewski, Hawaii vs. Boise St. (7 of 7).....	Mar. 3, 2007
100	Bryce Taylor, Oregon vs. Southern California (7 of 7).....	Mar. 10, 2007

**FREE-THROW PERCENTAGE
(Minimum 18 free throws made)**

Pct.	Player, Team vs. Opponent (FT-FTA)	Date
100	Arlen Clark, Oklahoma St. vs. Colorado (24 of 24).....	Mar. 7, 1959
100	York Larese, North Carolina vs. Duke (21 of 21).....	Dec. 29, 1959
100	Steve Nash, Santa Clara vs. St. Mary's (Cal.) (21 of 21).....	Jan. 7, 1995
100	Paul Renfro, Texas-Arlington vs. Lafayette (20 of 20).....	Feb. 11, 1979
100	Anthony Peeler, Missouri vs. Iowa St. (20 of 20).....	Jan. 31, 1990
100	Donyell Marshall, Connecticut vs. St. John's (N.Y.).....	Jan. 15, 1994
100	Jeron Roberts, Wyoming vs. UTEP (20 of 20).....	Feb. 7, 1998
100	Dick Ricketts, Duquesne vs. Dayton (19 of 19).....	Dec. 29, 1955
100	Skip Chappelle, Maine vs. Massachusetts (19 of 19).....1961
100	Gene Phillips, SMU vs. Texas A&M (19 of 19).....	Feb. 2, 1971
100	Jim Kennedy, Missouri vs. Hawaii (19 of 19).....	Dec. 22, 1975
100	Kevin Smith, Michigan St. vs. Indiana (19 of 19).....	Jan. 7, 1982
100	Sidney Goodman, Coppin St. vs. N.C. A&T (19 of 19).....	Feb. 18, 1995
100	Geno Ford, Ohio vs. Eastern Mich. (19 of 19).....	Feb. 12, 1997
100	Eddie Benton, Vermont vs. New Hampshire (19 of 19).....	Feb. 18, 1993
100	Tommy Boyer, Arkansas vs. Texas Tech (18 of 18).....	Feb. 19, 1963
100	Ted Kitchel, Indiana vs. Illinois (18 of 18).....	Jan. 10, 1981
100	Eric Rhodes, Stephen F. Austin vs. Texas St. (18 of 18).....	Feb. 21, 1987
100	Todd Licht, Stanford vs. UC Santa Barbara (18 of 18).....	Dec. 28, 1987
100	Lionel Simmons, La Salle vs. American (18 of 18).....	Feb. 2, 1988
100	Jeff Webster, Oklahoma vs. SMU (18 of 18).....	Jan. 2, 1994
100	Anquell McCollum, Western Caro. vs. Marshall (18 of 18).....	Feb. 5, 1996
100	Keith Van Horn, Utah vs. TCU (18 of 18).....	Feb. 13, 1997
100	Edwin Young, Dayton vs. La.-Monroe (18 of 18).....	Dec. 18, 1997
100	Rayford Young, Texas Tech vs. Kansas (18 of 18).....	Feb. 13, 1993
100	Lynn Greer, Temple vs. St. Joseph's (18 of 18).....	Feb. 2, 2002
100	Gabe Martin, Liberty vs. Fla. Atlantic (18 of 18).....	Dec. 20, 2002
100	Matt Freije, Vanderbilt vs. Indiana (18 of 18).....	Nov. 24, 2003
100	Ron Lewis, Bowling Green vs. Eastern Mich. (18 of 18).....	Mar. 6, 2004
100	James Shuler, Winthrop vs. High Point (18 of 18).....	Feb. 23, 2006

REBOUNDS

Reb.	Player, Team vs. Opponent	Date
51	Bill Chambers, William & Mary vs. Virginia	Feb. 14, 1953
43	Charlie Slack, Marshall vs. Morris Harvey	Jan. 12, 1954
42	Tom Heinsohn, Holy Cross vs. Boston College	Mar. 1, 1955
40	Art Quimby, Connecticut vs. Boston U.	Jan. 11, 1955
40	John Tresvant, Seattle vs. Montana	Feb. 8, 1963
39	Maurice Stokes, St. Francis (Pa.) vs. John Carroll	Jan. 28, 1955
39	Dave DeBusschere, Detroit vs. Central Mich.	Jan. 30, 1960
39	Keith Swagerty, Pacific vs. UC Santa Barbara	Mar. 5, 1965
38	Jerry Koch, St. Louis vs. Bradley	Mar. 5, 1954
38	Charlie Tyra, Louisville vs. Canisius	Dec. 10, 1955
38	Steve Hamilton, Morehead St. vs. Florida St.	Jan. 2, 1957
38	Paul Silas, Creighton vs. Centenary (La.)	Feb. 19, 1962
38	Tommy Woods, East Tenn. St. vs. Middle Tenn.	Mar. 1, 1965
37	Elgin Baylor, Seattle vs. Pacific Lutheran	Feb. 28, 1958
36	Herb Neff, Tennessee vs. Georgia Tech	Jan. 26, 1952
36	Dickie Hemric, Wake Forest vs. Clemson	Feb. 4, 1955
36	Swede Halbrook, Oregon St. vs. Idaho	Feb. 15, 1955
36	Wilt Chamberlain, Kansas vs. Iowa St.	Feb. 15, 1958
36	Jim Barnes, UTEP vs. Western N.M.	Jan. 4, 1964
35	Don Lange, Navy vs. Loyola (Md.)	Feb. 18, 1953
35	Ronnie Shavlik, North Carolina St. vs. Villanova	Jan. 29, 1955
35	Bill Ebben, Detroit vs. BYU	Dec. 28, 1955
35	Larry Abney, Fresno St. vs. SMU	Feb. 17, 2000
34	Bob Burrow, Kentucky vs. Temple	Dec. 10, 1955
34	Ronnie Shavlik, North Carolina St. vs. South Carolina	Feb. 11, 1955
34	Fred Cohen, Temple vs. Connecticut	Mar. 16, 1956
34	Bailey Howell, Mississippi St. vs. LSU	Feb. 1, 1957
34	Cal Ramsey, New York U. vs. Boston College	Feb. 16, 1957
34	Artis Gilmore, Jacksonville vs. St. Peter's	Dec. 3, 1970
34	David Vaughn, Oral Roberts vs. Brandeis	Jan. 8, 1973

(Since 1973)

Reb.	Player, Team vs. Opponent	Date
35	Larry Abney, Fresno St. vs. SMU	Feb. 17, 2000
34	David Vaughn, Oral Roberts vs. Brandeis	Jan. 8, 1973
32	Durand Macklin, LSU vs. Tulane	Nov. 26, 1976
32	Jervauhn Scales, Southern U. vs. Grambling	Feb. 7, 1994
31	Jim Bradley, Northern Ill. vs. Milwaukee	Feb. 19, 1973
31	Calvin Natt, La.-Monroe vs. Ga. Southern	Dec. 29, 1976
30	Marvin Barnes, Providence vs. Assumption	Feb. 3, 1973
30	Brad Robinson, Kent St. vs. Central Mich.	Feb. 9, 1974
30	Monti Davis, Tennessee St. vs. Alabama St.	Feb. 8, 1979
30	Rashad Jones-Jennings, Ark.-Little Rock vs. Ark.-Pine Bluff	Dec. 13, 2005
29	Lionel Garrett, Southern U. vs. Bishop	Feb. 16, 1979
29	Donald Newman, Ark.-Little Rock vs. Centenary (La.)	Jan. 24, 1984
29	Hank Gathers, Loyola Marymount vs. U.S. Int'l	Jan. 31, 1989
28	Alvan Adams, Oklahoma vs. Indiana St.	Nov. 27, 1972
28	Cliff Robinson, Southern California vs. Portland St.	Jan. 20, 1978
28	Eric McArthur, UC Santa Barbara vs. New Mexico St.	Jan. 11, 1990
28	Marcus Mann, Mississippi Val. vs. Jackson St.	Mar. 9, 1996
28	David Bluthenthal, Southern California vs. Arizona St.	Jan. 20, 2000
28	Paul Millsap, Louisiana Tech vs. San Jose St.	Feb. 15, 2006
27	Andy Hopson, Oklahoma St. vs. Missouri	Jan. 30, 1973
27	Henry Ray, McNeese St. vs. Texas-Arlington1974
27	Bill Walton, UCLA vs. Loyola (Ill.)	Jan. 25, 1973
27	Bill Walton, UCLA vs. Maryland	Dec. 1, 1973
27	Rick Kelley, Stanford vs. Kentucky	Dec. 22, 1974
27	Kerry Davis, Cal St. Fullerton vs. Central Mich.	Dec. 15, 1975
27	Hank Gathers, Loyola Marymount vs. U.S. Int'l	Dec. 7, 1989
27	Dikembe Mutombo, Georgetown vs. Connecticut	Mar. 8, 1991
27	Reginald Slater, Wyoming vs. Troy	Dec. 14, 1991
27	Ervin Johnson, New Orleans vs. Lamar	Feb. 18, 1993
27	Willie Fisher, Jacksonville vs. Louisiana Tech	Dec. 4, 1993
27	Kareem Carpenter, Eastern Mich. vs. Western Mich.	Feb. 8, 1995
27	Amien Hicks, Morris Brown vs. Clark Atlanta	Jan. 14, 2002
27	Andre Brown, DePaul vs. TCU	Feb. 6, 2002

ASSISTS

Ast.	Player, Team vs. Opponent	Date
22	Tony Fairley, Charleston So. vs. Armstrong Atlantic	Feb. 9, 1987
22	Avery Johnson, Southern U. vs. Texas Southern	Jan. 25, 1988
22	Sherman Douglas, Syracuse vs. Providence	Jan. 28, 1989
21	Mark Wade, UNLV vs. Navy	Dec. 29, 1986
21	Kelvin Scarborough, New Mexico vs. Hawaii	Feb. 13, 1987
21	Anthony Manuel, Bradley vs. UC Irvine	Dec. 19, 1987
21	Avery Johnson, Southern U. vs. Alabama St.	Jan. 16, 1988
20	Grayson Marshall, Clemson vs. Md.-East Shore	Nov. 25, 1985
20	James Johnson, Middle Tenn. vs. Freed-Hardeman	Jan. 2, 1986
20	Avery Johnson, Southern U. vs. Texas Southern	Mar. 6, 1987
20	Avery Johnson, Southern U. vs. Mississippi Val.	Feb. 8, 1988
20	Howard Evans, Temple vs. Villanova	Feb. 10, 1988
20	Jasper Walker, St. Peter's vs. Holy Cross	Feb. 11, 1989

Ast.	Player, Team vs. Opponent	Date
20	Chris Corchiani, North Carolina St. vs. Maryland	Feb. 27, 1991
20	Drew Henderson, Fairfield vs. Loyola (Md.)	Jan. 25, 1992
20	Dana Harris, UMBC vs. St. Mary's	Dec. 12, 1992
20	Sam Crawford, New Mexico St. vs. Sam Houston St.	Dec. 21, 1992
20	Ray Washington, Nicholls St. vs. McNeese St.	Jan. 28, 1995
20	Mateen Cleaves, Michigan St. vs. Michigan	Mar. 4, 2000
19	Frank Nardi, Green Bay vs. UNI	Feb. 24, 1986
19	Avery Johnson, Southern U. vs. Tex. A&M-Kingsville	Dec. 6, 1986
19	Avery Johnson, Southern U. vs. Jackson St.	Jan. 16, 1987
19	Andre Van Drost, Wagner vs. Long Island	Feb. 25, 1987
19	Todd Lehmann, Drexel vs. Liberty	Feb. 5, 1990
19	Greg Anthony, UNLV vs. Pacific	Dec. 29, 1990
19	Keith Jennings, East Tenn. St. vs. Appalachian St.	Feb. 2, 1991
19	Nelson Haggerty, Baylor vs. Oral Roberts	Feb. 27, 1993
19	Andres Rodriguez, American vs. Navy	Jan. 14, 2004
19	Jason Richards, Davidson vs. Mt. St. Mary (N.Y.)	Dec. 15, 2006

BLOCKED SHOTS

Blk.	Player, Team vs. Opponent	Date
16	Mickell Gladness, Alabama A&M vs. Texas Southern	Feb. 24, 2007
14	David Robinson, Navy vs. UNC Wilmington	Jan. 4, 1986
14	Shawn Bradley, BYU vs. Eastern Ky.	Dec. 7, 1990
14	Roy Rogers, Alabama vs. Georgia	Feb. 10, 1996
14	Loren Woods, Arizona vs. Oregon	Feb. 3, 2000
13	Kevin Roberson, Vermont vs. New Hampshire	Jan. 9, 1992
13	Jim McIlvaine, Marquette vs. Northeastern Ill.	Dec. 9, 1992
13	Keith Closs, Central Conn. St. vs. St. Francis (Pa.)	Dec. 21, 1994
13	D'or Fischer, Northwestern St. vs. Texas St.	Jan. 22, 2001
13	Kyle Davis, Auburn vs. Miami (Fla.)	Mar. 14, 2001
13	Wojciech Myrda, La.-Monroe vs. UTSA	Jan. 17, 2002
13	Anthony King, Miami (Fla.) vs. Fla. Atlantic	Nov. 29, 2004
13	Deng Gai, Fairfield vs. Siena	Jan. 22, 2005
13	Sean Williams, Boston College vs. Duquesne	Dec. 28, 2006
13	Joel Anthony, UNLV vs. TCU	Feb. 7, 2007
12	David Robinson, Navy vs. James Madison	Jan. 9, 1986
12	Derrick Lewis, Maryland vs. James Madison	Jan. 28, 1987
12	Rodney Blake, St. Joseph's vs. Cleveland St.	Dec. 2, 1987
12	Walter Palmer, Dartmouth vs. Harvard	Jan. 9, 1988
12	Alan Ogg, UAB vs. Florida A&M	Dec. 16, 1988
12	Dikembe Mutombo, Georgetown vs. St. John's (N.Y.)	Jan. 23, 1989
12	Shaquille O'Neal, LSU vs. Loyola Marymount	Feb. 3, 1990
12	Cedric Lewis, Maryland vs. South Fla.	Jan. 19, 1991
12	Ervin Johnson, New Orleans vs. Texas A&M	Dec. 29, 1992
12	Kurt Thomas, TCU vs. Texas A&M	Feb. 25, 1995
12	Keith Closs, Central Conn. St. vs. Troy	Jan. 20, 1996
12	Adonal Foyle, Colgate vs. Fairfield	Nov. 26, 1996
12	Adonal Foyle, Colgate vs. Navy	Feb. 5, 1997
12	Tarvis Williams, Hampton vs. N.C. A&T	Jan. 9, 1999
12	Darrick Davenport, TCU vs. Alas. Fairbanks	Nov. 20, 1999
12	Tarvis Williams, Hampton vs. Delaware St.	Jan. 13, 2001
12	D'or Fischer, Northwestern St. vs. Siena	Nov. 21, 2001
12	Justin Williams, Wyoming vs. Utah	Mar. 10, 2002
12	Sean Williams, Boston College vs. Providence	Nov. 22, 2006
12	Brook Lopez, Stanford vs. Southern California	Jan. 25, 2007

STEALS

Stl.	Player, Team vs. Opponent	Date
13	Mookie Blaylock, Oklahoma vs. Centenary (La.)	Dec. 12, 1987
13	Mookie Blaylock, Oklahoma vs. Loyola Marymount	Dec. 17, 1988
12	Kenny Robertson, Cleveland St. vs. Wagner	Dec. 3, 1988
12	Terry Evans, Oklahoma vs. Florida A&M	Jan. 27, 1993
12	Richard Duncan, Middle Tenn. vs. Eastern Ky.	Feb. 20, 1999
12	Greedy Daniels, TCU vs. Ark.-Pine Bluff	Dec. 30, 2000
12	Jehiel Lewis, Navy vs. Bucknell	Jan. 12, 2002
12	Carldwell Johnson, UAB vs. South Carolina St.	Nov. 27, 2005
11	Darron Brittman, Chicago St. vs. McKendree	Jan. 24, 1986
11	Darron Brittman, Chicago St. vs. St. Xavier	Feb. 8, 1986
11	Marty Johnson, Towson vs. Bucknell	Feb. 17, 1988
11	Aldwin Ware, Florida A&M vs. Tuskegee	Feb. 24, 1988
11	Mark Macon, Temple vs. Notre Dame	Jan. 29, 1989
11	Carl Thomas, Eastern Mich. vs. Chicago St.	Feb. 20, 1991
11	Ron Arnold, St. Francis (N.Y.) vs. Mt. St. Mary's	Feb. 4, 1993
11	Tyus Edney, UCLA vs. George Mason	Dec. 22, 1995
11	Philip Huler, Fla. Atlantic vs. Campbell	Jan. 18, 1997
11	Ali Ton, Davidson vs. Tufts	Nov. 29, 1997
11	Chris Thomas, Notre Dame vs. New Hampshire	Nov. 16, 2001
11	Drew Schifino, West Virginia vs. Ark.-Monticello	Dec. 1, 2001
11	John Linehan, Providence vs. Rutgers	Jan. 22, 2002
11	Travis Demanby, Fresno St. vs. Oklahoma St.	Feb. 10, 2002
11	Travis Holmes, VMI vs. Bridgewater (Va.)	Jan. 18, 2007
10	37 tied	

Season Records

POINTS

Player, Team	Season	G	FG	3FG	FT	Pts.
Pete Maravich, LSU.....	†1970	31	522	—	337	1,381
Elvin Hayes, Houston.....	†1968	33	519	—	176	1,214
Frank Selvy, Furman.....	†1954	29	427	—	355	1,209
Pete Maravich, LSU.....	†1969	26	433	—	282	1,148
Pete Maravich, LSU.....	1968	26	432	—	274	1,138
Bo Kimble, Loyola Marymount.....	†1990	32	404	92	231	1,131
Hersey Hawkins, Bradley.....	†1988	31	377	87	284	1,125
Austin Carr, Notre Dame.....	1970	29	444	—	218	1,106
Austin Carr, Notre Dame.....	†1971	29	430	—	241	1,101
Otis Birdsong, Houston.....	†1977	36	452	—	186	1,090
Dwight Lamar, La.-Lafayette.....	†1972	29	429	—	196	1,054
Kevin Bradshaw, U.S. Int'l.....	†1991	28	358	60	278	1,054
Glenn Robinson, Purdue.....	†1994	34	368	79	215	1,030
Hank Gathers, Loyola Marymount.....	†1989	31	419	0	177	1,015
Oscar Robertson, Cincinnati.....	†1960	30	369	—	273	1,011
Freeman Williams, Portland St.....	1977	26	417	—	176	1,010
Billy McGill, Utah.....	†1962	26	394	—	221	1,009
Rich Fuqua, Oral Roberts.....	1972	28	423	—	160	1,006
Oscar Robertson, Cincinnati.....	†1958	28	352	—	280	984
Oscar Robertson, Cincinnati.....	†1959	30	331	—	316	978
Rick Barry, Miami (Fla.).....	†1965	26	340	—	293	973
Larry Bird, Indiana St.....	†1979	34	376	—	221	973
Dennis Scott, Georgia Tech.....	1990	35	336	137	161	970
Freeman Williams, Portland St.....	†1978	27	410	—	149	969
Chris Jackson, LSU.....	1989	32	359	84	163	965

†national leader

SCORING AVERAGE

Player, Team	Season	G	FG	3FG	FT	Pts.	Avg.
Pete Maravich, LSU.....	†1970	31	522	—	337	1,381	44.5
Pete Maravich, LSU.....	†1969	26	433	—	282	1,148	44.2
Pete Maravich, LSU.....	†1968	26	432	—	274	1,138	43.8
Frank Selvy, Furman.....	†1954	29	427	—	355	1,209	41.7
Johnny Neumann, Mississippi.....	†1971	23	366	—	191	923	40.1
Freeman Williams, Portland St.....	†1977	26	417	—	176	1,010	38.8
Billy McGill, Utah.....	†1962	26	394	—	221	1,009	38.8
Calvin Murphy, Niagara.....	1968	24	337	—	242	916	38.2
Austin Carr, Notre Dame.....	1970	29	444	—	218	1,106	38.1
Austin Carr, Notre Dame.....	1971	29	430	—	241	1,101	38.0
Kevin Bradshaw, U.S. Int'l.....	†1991	28	358	60	278	1,054	37.6
Rick Barry, Miami (Fla.).....	†1965	26	340	—	293	973	37.4
Elvin Hayes, Houston.....	1968	33	519	—	176	1,214	36.8
Marshall Rogers, Tex.-Pan American.....	†1976	25	361	—	197	919	36.8
Howard Komives, Bowling Green.....	†1964	23	292	—	260	844	36.7
Dwight Lamar, La.-Lafayette.....	†1972	29	429	—	196	1,054	36.3
Hersey Hawkins, Bradley.....	†1988	31	377	87	284	1,125	36.3
Darrell Floyd, Furman.....	†1955	25	344	—	209	897	35.9
Rich Fuqua, Oral Roberts.....	1972	28	423	—	160	1,006	35.9
Freeman Williams, Portland St.....	†1978	27	410	—	149	969	35.9
Rick Mount, Purdue.....	1970	20	285	—	138	708	35.4
Bo Kimble, Loyola Marymount.....	†1990	32	404	92	231	1,131	35.3
Oscar Robertson, Cincinnati.....	†1958	28	352	—	280	984	35.1
Anthony Roberts, Oral Roberts.....	1977	28	402	—	147	951	34.0
Dan Issel, Kentucky.....	1970	28	369	—	210	948	33.9
William Averitt, Pepperdine.....	†1973	25	352	—	144	848	33.9

†national leader

FIELD-GOAL PERCENTAGE

(Based on qualifiers for annual championship)

Player, Team	Season	G	FG	FGA	Pct.
Steve Johnson, Oregon St.....	†1981	28	235	315	74.6
Dwayne Davis, Florida.....	†1989	33	179	248	72.2
Keith Walker, Utica.....	†1985	27	154	216	71.3
Steve Johnson, Oregon St.....	†1980	30	211	297	71.0
Adam Mark, Belmont.....	†2002	26	150	212	70.8
Oliver Miller, Arkansas.....	†1991	38	254	361	70.4
Alan Williams, Princeton.....	†1987	25	163	232	70.3
Mark McNamara, California.....	†1982	27	231	329	70.2
Warren Kidd, Middle Tenn.....	1991	30	173	247	70.0
Pete Freeman, Akron.....	1991	28	175	250	70.0
Joe Senser, West Chester.....	†1977	25	130	186	69.9
Lee Campbell, Missouri St.....	†1990	29	192	275	69.8
Stephen Scheffler, Purdue.....	1990	30	173	248	69.8
Brendan Haywood, North Carolina.....	†2000	36	191	274	69.7
Mike Atkinson, Long Beach St.....	†1994	26	141	203	69.5
Lester James, St. Francis (N.Y.).....	1991	29	149	215	69.3
Micheal Bradley, Villanova.....	†2001	31	254	367	69.2

Player, Team	Season	G	FG	FGA	Pct.
Murray Brown, Florida St.....	†1979	29	237	343	69.1
Joe Senser, West Chester.....	†1978	25	135	197	68.5
Charles Outlaw, Houston.....	†1992	31	156	228	68.4
Shane Kline-Ruminski, Bowling Green.....	†1995	26	181	265	68.3
Marcus Kennedy, Eastern Mich.....	1991	33	240	352	68.2
Felton Spencer, Louisville.....	1990	35	188	276	68.1
Tyrone Howard, Eastern Ky.....	1987	30	156	230	67.8
Nigel Dixon, Western Ky.....	†2004	28	179	264	67.8
Mike Freeman, Hampton.....	†2007	30	162	239	67.8

†national leader

THREE-POINT FIELD GOALS MADE

Player, Team	Season	G	3FG
Darrin Fitzgerald, Butler.....	†1987	28	158
Freddie Banks, UNLV.....	1987	39	152
Randy Rutherford, Oklahoma St.....	†1995	37	146
Terrence Woods, Florida A&M.....	†2004	31	140
Terrence Woods, Florida A&M.....	†2003	28	139
J.J. Redick, Duke.....	†2006	36	139
Dennis Scott, Georgia Tech.....	†1990	35	137
Demon Brown, Charlotte.....	2003	29	137
Will Whittington, Marist.....	†2007	30	137
Rashad Phillips, Detroit.....	†2001	35	136
Pat Carroll, St. Joseph's.....	†2005	35	135
Troy Hudson, Southern Ill.....	†1997	30	134
Timothy Pollard, Mississippi Val.....	†1988	28	132
Jason Williams, Duke.....	2001	39	132
Dave Jamerson, Ohio.....	1990	28	131
Sydney Grider, La.-Lafayette.....	1990	29	131
Keith Veney, Marshall.....	1997	29	130
Curtis Staples, Virginia.....	†1998	30	130
Kyle Korver, Creighton.....	2003	34	129
Lazelle Durden, Cincinnati.....	1995	34	127
Jeff Fryer, Loyola Marymount.....	†1989	31	126
Jack Leasure, Coastal Caro.....	2006	30	125
Timothy Pollard, Mississippi Val.....	1989	28	124
Shane Battier, Duke.....	2001	39	124
Stephen Sir, Northern Ariz.....	2007	30	124

†national leader

THREE-POINT FIELD GOALS MADE PER GAME

(Based on qualifiers for annual championship)

Player, Team	Season	G	3FG	Avg.
Darrin Fitzgerald, Butler.....	†1987	28	158	5.64
Terrence Woods, Florida A&M.....	†2003	28	139	4.96
Demon Brown, Charlotte.....	2003	29	137	4.72
Timothy Pollard, Mississippi Val.....	†1988	28	132	4.71
Chris Brown, UC Irvine.....	†1994	26	122	4.69
Dave Jamerson, Ohio.....	†1990	28	131	4.68
William Fourche, Southern U.....	†1997	27	122	4.52
Sydney Grider, La.-Lafayette.....	1990	29	131	4.52
Terrence Woods, Florida A&M.....	†2004	31	140	4.52
Keith Veney, Marshall.....	1997	29	130	4.48
Troy Hudson, Southern Ill.....	1997	30	134	4.47
Timothy Pollard, Mississippi Val.....	†1989	28	124	4.43
Keke Hicks, Coastal Caro.....	1994	26	115	4.42
Bobby Phills, Southern U.....	†1991	28	123	4.39
Mitch Taylor, Southern U.....	†1995	25	109	4.36
Mark Alberts, Akron.....	1990	28	122	4.36
Curtis Staples, Virginia.....	†1998	30	130	4.33
Jeff Fryer, Loyola Marymount.....	1990	28	121	4.32
Shawn Respert, Michigan St.....	1995	28	119	4.25
Sydney Grider, La.-Lafayette.....	1989	29	122	4.21
Andre Collins, Loyola (Md.).....	†2006	28	118	4.21
Bernard Haslett, Southern Miss.....	†1993	26	109	4.19
Stevin Smith, Arizona St.....	1993	27	113	4.19
Jack Leasure, Coastal Caro.....	2006	30	125	4.17
Tim Roberts, Southern U.....	1995	26	108	4.15

†national leader

THREE-POINT FIELD-GOAL PERCENTAGE

(Based on qualifiers for annual championship)

Player, Team	Season	G	3FG	3FGA	Pct.
Glenn Tropf, Holy Cross.....	†1988	29	52	82	63.4
Sean Wightman, Western Mich.....	†1992	30	48	76	63.2
Keith Jennings, East Tenn. St.....	†1991	33	84	142	59.2
Dave Calloway, Monmouth.....	†1989	28	48	82	58.5
Steve Kerr, Arizona.....	1988	38	114	199	57.3
Reginald Jones, Prairie View.....	†1987	28	64	112	57.1
Jim Cantamessa, Siena.....	†1998	29	66	117	56.4
Joel Tribelhorn, Colorado St.....	1989	33	76	135	56.3

Player, Team	Season	G	3FG	3FGA	Pct.
Mike Joseph, Bucknell.....	1988	28	65	116	56.0
Brian Jackson, Evansville.....	†1995	27	53	95	55.8
Amory Sanders, Southeast Mo. St.	†2001	24	53	95	55.8
Christian Laettner, Duke.....	1992	35	54	97	55.7
Reginald Jones, Prairie View.....	1988	27	85	155	54.8
Eric Rhodes, Stephen F. Austin.....	1987	30	58	106	54.7
Dave Orlandini, Princeton.....	1988	26	60	110	54.5
David Falknor, Akron.....	2001	22	47	87	54.0
Mike Joseph, Bucknell.....	1989	31	62	115	53.9
John Bays, Towson.....	1989	29	71	132	53.8
Jeff Anderson, Kent St.	†1993	26	44	82	53.7
Jay Edwards, Indiana.....	1988	23	59	110	53.6
Anthony Davis, George Mason.....	1987	27	45	84	53.6
Mark Anglavar, Marquette.....	1989	28	53	99	53.5
Scot Dimak, Stephen F. Austin.....	1987	30	46	86	53.5
Matt Lapin, Princeton.....	†1990	27	71	133	53.4
Michael Charles, UAB.....	1988	28	63	118	53.4

†national leader

FREE-THROW PERCENTAGE
(Based on qualifiers for annual championship)

Player, Team	Season	G	FT	FTA	Pct.
Blake Ahearn, Missouri St.....	†2004	33	117	120	97.5
Derek Raivio, Gonzaga.....	†2007	34	148	154	96.1
Craig Collins, Penn St.	†1985	27	94	98	95.9
J.J. Redick, Duke.....	2004	37	143	150	95.3
Steve Drabyn, Belmont.....	†2003	29	78	82	95.1
Rod Foster, UCLA.....	†1982	27	95	100	95.0
Clay McKnight, Pacific.....	†2000	24	74	78	94.9
Matt Logie, Lehigh.....	2003	28	91	96	94.8
A.J. Green, Butler.....	2007	35	145	153	94.8
Blake Ahearn, Missouri St.....	†2005	32	90	95	94.7
Carlos Gibson, Marshall.....	†1978	28	84	89	94.4
Danny Basile, Marist.....	†1994	27	84	89	94.4
Jim Barton, Dartmouth.....	†1986	26	65	69	94.2
Gary Buchanon, Villanova.....	†2001	31	97	103	94.2
Jack Moore, Nebraska.....	1982	27	123	131	93.9
J.J. Redick, Duke.....	2005	33	196	209	93.8
Blake Ahearn, Missouri St.....	†2006	31	117	125	93.6
Rob Robbins, New Mexico.....	†1990	34	101	108	93.5
Dandrea Evans, Troy.....	1994	27	72	77	93.5
Tommy Boyer, Arkansas.....	†1962	23	125	134	93.3
Jake Sullivan, Iowa St.....	2003	33	83	89	93.3
Damon Goodwin, Dayton.....	1986	30	95	102	93.1
Brent Jolly, Tennessee Tech.....	2001	29	95	102	93.1
Ryan Mendez, Stanford.....	2001	34	94	101	93.1
Brian Magid, George Washington.....	†1980	26	79	85	92.9
Mike Joseph, Bucknell.....	1990	29	144	155	92.9
Hollis Price, Oklahoma.....	2003	34	130	140	92.9

†national leader

REBOUNDS

Player, Team	Ht.	Season	G	Reb.
Walt Dukes, Seton Hall.....	6-10	†1953	33	734
Leroy Wright, Pacific.....	6-8	†1959	26	652
Tom Gola, La Salle.....	6-6	†1954	30	652
Charlie Tyra, Louisville.....	6-8	†1956	29	645
Paul Silas, Creighton.....	6-7	†1964	29	631
Elvin Hayes, Houston.....	6-8	†1968	33	624
Artis Gilmore, Jacksonville.....	7-2	†1970	28	621
Tom Gola, La Salle.....	6-6	†1955	31	618
Ed Conlin, Fordham.....	6-5	1953	26	612
Art Quimby, Connecticut.....	6-5	1955	25	611
Bill Russell, San Francisco.....	6-9	1956	29	609
Jim Ware, Oklahoma City.....	6-8	†1966	29	607
Joe Holup, George Washington.....	6-6	1956	26	604
Artis Gilmore, Jacksonville.....	7-2	†1971	26	603
Elton Tuttle, Creighton.....	6-5	1954	30	601
Marvin Barnes, Providence.....	6-9	†1974	32	597
Bill Russell, San Francisco.....	6-9	1955	29	594
Art Quimby, Connecticut.....	6-5	1954	26	588
Ed Conlin, Fordham.....	6-5	1955	27	578
Marvin Barnes, Providence.....	6-9	†1973	30	571
Bill Spivey, Kentucky.....	7-0	†1951	33	567
Bob Pelkington, Xavier.....	6-7	1964	26	567
Paul Silas, Creighton.....	6-7	†1962	25	563
Elgin Baylor, Seattle.....	6-6	†1959	29	559
Paul Silas, Creighton.....	6-7	†1963	27	557

†national leader

(Since 1973)

Player, Team	Ht.	Season	G	Reb.
Marvin Barnes, Providence.....	6-9	†1974	32	597
Marvin Barnes, Providence.....	6-9	†1973	30	571
Kermit Washington, American.....	6-8	1973	25	511
Bill Walton, UCLA.....	6-11	1973	30	506
Larry Bird, Indiana St.	6-9	†1979	34	505
Larry Kenon, Memphis.....	6-9	†1973	30	501
Akeem Olajuwon, Houston.....	7-0	†1984	37	500
Glenn Mosley, Seton Hall.....	6-8	†1977	29	473
Popeye Jones, Murray St.	6-8	†1991	33	469
Pete Padgett, Nevada.....	6-8	†1973	26	462
Xavier McDaniel, Wichita St.	6-8	†1985	31	460
Larry Johnson, UNLV.....	6-7	†1990	40	457
Tim Duncan, Wake Forest.....	6-11	†1997	31	457
Anthony Bonner, St. Louis.....	6-8	1990	33	456
Bill Cartwright, San Francisco.....	7-1	1979	29	455
David Robinson, Navy.....	6-11	†1986	35	455
Benoit Benjamin, Creighton.....	7-0	1985	32	451
Jerome Lane, Pittsburgh.....	6-6	†1987	33	444
Robert Elmore, Wichita St.	6-10	1977	28	441
John Irving, Hofstra.....	6-9	1977	27	440
Paul Millsap, Louisiana Tech.....	6-8	†2006	33	438
Lionel Garrett, Southern U.	6-9	1979	28	433
Popeye Jones, Murray St.	6-8	†1992	30	431
Andrew Bogut, Utah.....	7-0	†2005	35	427
Jim Bradley, Northern Ill.	6-10	1973	24	426
Hank Gathers, Loyola Marymount.....	6-7	†1989	31	426

†national leader

REBOUND AVERAGE

Player, Team	Ht.	Season	G	Reb.	Avg.
Charlie Slack, Marshall.....	6-5	†1955	21	538	25.6
Leroy Wright, Pacific.....	6-8	†1959	26	652	25.1
Art Quimby, Connecticut.....	6-5	1955	25	611	24.4
Charlie Slack, Marshall.....	6-5	1956	22	520	23.6
Ed Conlin, Fordham.....	6-5	†1953	26	612	23.5
Joe Holup, George Washington.....	6-6	†1956	26	604	23.2
Artis Gilmore, Jacksonville.....	7-2	†1971	26	603	23.2
Art Quimby, Connecticut.....	6-5	†1954	26	588	22.6
Paul Silas, Creighton.....	6-7	1962	25	563	22.5
Leroy Wright, Pacific.....	6-8	†1960	17	380	22.4
Walt Dukes, Seton Hall.....	6-10	1953	33	734	22.2
Charlie Tyra, Louisville.....	6-8	1956	29	645	22.2
Charlie Slack, Marshall.....	6-5	1954	21	466	22.2
Artis Gilmore, Jacksonville.....	7-2	†1970	28	621	22.2
Bill Chambers, William & Mary.....	6-4	1953	22	480	21.8
Bob Pelkington, Xavier.....	6-7	†1964	26	567	21.8
Dick Cunningham, Murray St.	6-10	†1967	22	479	21.8
Paul Silas, Creighton.....	6-7	1964	29	631	21.8
Tom Gola, La Salle.....	6-6	1954	30	652	21.7
Jerry Harper, Alabama.....	6-8	1956	24	517	21.5
Spencer Haywood, Detroit.....	6-8	†1969	22	472	21.5
Ed Conlin, Fordham.....	6-5	1955	27	578	21.4
Tom Heinsohn, Holy Cross.....	6-7	1956	26	549	21.1
Bill Russell, San Francisco.....	6-9	1956	29	609	21.0
Toby Kimball, Connecticut.....	6-8	†1965	23	483	21.0

†national leader; ††From 1956 through 1962, individual champions were determined by percentage of all recoveries; Holup led in percentage of recoveries and Slack led in average in 1956.

(Since 1973)

Player, Team	Ht.	Season	G	Reb.	Avg.
Kermit Washington, American.....	6-8	†1973	25	511	20.4
Marvin Barnes, Providence.....	6-9	1973	30	571	19.0
Marvin Barnes, Providence.....	6-9	†1974	32	597	18.7
Pete Padgett, Nevada.....	6-8	1973	26	462	17.8
Jim Bradley, Northern Ill.	6-10	1973	24	426	17.8
Bill Walton, UCLA.....	6-11	1973	30	506	16.9
Larry Kenon, Memphis.....	6-9	1973	30	501	16.7
Glenn Mosley, Seton Hall.....	6-8	†1977	29	473	16.3
John Irving, Hofstra.....	6-9	1977	27	440	16.3
Carlos McCullough, Tex.-Pan American.....	6-7	1974	22	358	16.3
Brad Robinson, Kent St.	6-7	1974	26	423	16.3
Monti Davis, Tennessee St.	6-7	†1979	26	421	16.2
Sam Pellom, Buffalo.....	6-8	†1976	26	420	16.2
Robert Elmore, Wichita St.	6-10	1977	28	441	15.8
Bill Cartwright, San Francisco.....	7-1	1979	29	455	15.7
Bill Champion, Manhattan.....	6-10	1973	26	402	15.5
Bill Champion, Manhattan.....	6-10	1974	27	419	15.5
Lionel Garrett, Southern U.	6-9	1979	28	433	15.5
Dwayne Barnett, Samford.....	6-6	1976	23	354	15.4
John Irving, Hofstra.....	6-9	†1975	21	323	15.4
Cornelius Cash, Bowling Green.....	6-8	1973	26	396	15.2
Pete Padgett, Nevada.....	6-8	1974	26	395	15.2

Player, Team	Ht.	Season	G	Reb.	Avg.
Jimmie Baker, UNLV	6-9	1973	28	424	15.1
Larry Smith, Alcorn St.	6-8	†1980	26	392	15.1
Charles McKinney, Baylor	6-6	1974	25	375	15.0
Lewis Lloyd, Drake	6-6	1980	27	406	15.0

†national leader

ASSISTS

Player, Team	Season	G	Ast.
Mark Wade, UNLV	†1987	38	406
Avery Johnson, Southern U.	†1988	30	399
Anthony Manuel, Bradley	1988	31	373
Avery Johnson, Southern U.	1987	31	333
Mark Jackson, St. John's (N.Y.)	†1986	32	328
Sherman Douglas, Syracuse	†1989	38	326
Greg Anthony, UNLV	†1991	35	310
Sam Crawford, New Mexico St.	†1993	34	310
Reid Gettys, Houston	†1984	37	309
Carl Golston, Loyola (Ill.)	†1985	33	305
Craig Neal, Georgia Tech	1988	32	303
Keith Jennings, East Tenn. St.	1991	33	301
Doug Gottlieb, Oklahoma St.	†1999	34	299
Chris Corchiani, North Carolina St.	1991	31	299
Keith Jennings, East Tenn. St.	†1990	34	297
Howard Evans, Temple	1988	34	294
Ahlon Lewis, Arizona St.	†1998	32	294
Doug Gottlieb, Oklahoma St.	†2000	34	293
Danny Tarkanian, UNLV	1984	34	289
Sherman Douglas, Syracuse	1987	38	289
Bobby Hurley, Duke	1991	39	289
Greg Anthony, UNLV	1990	39	289
Sherman Douglas, Syracuse	1988	35	288
Bobby Hurley, Duke	1990	38	288
Marcus Carr, Cal St. Northridge	†2001	32	286
Steve Blake, Maryland	†2002	36	286
Jared Jordan, Marist	†2007	33	286

†national leader

ASSIST AVERAGE

Player, Team	Season	G	Ast.	Avg.
Avery Johnson, Southern U.	†1988	30	399	13.30
Anthony Manuel, Bradley	1988	31	373	12.03
Avery Johnson, Southern U.	†1987	31	333	10.74
Mark Wade, UNLV	1987	38	406	10.68
Nelson Haggerty, Baylor	†1995	28	284	10.14
Glenn Williams, Holy Cross	†1989	28	278	9.92
Chris Corchiani, North Carolina St.	†1991	31	299	9.65
Tony Fairley, Charleston So.	1987	28	270	9.64
Tyrone Bogues, Wake Forest	1987	29	276	9.52
Ron Weingard, Hofstra	†1985	24	228	9.50
Craig Neal, Georgia Tech	1988	32	303	9.47
Craig Lathan, Ill.-Chicago	†1984	29	274	9.45
Curtis McCants, George Mason	1995	27	251	9.30
Andre Van Drost, Wagner	1987	28	260	9.29
Todd Lehmann, Drexel	†1990	28	260	9.29
Danny Tirado, Jacksonville	1991	28	259	9.25
Carl Golston, Loyola (Ill.)	1985	33	305	9.24
Ahlon Lewis, Arizona St.	†1998	32	294	9.19
Terrell Lowery, Loyola Marymount	1991	31	283	9.13
Keith Jennings, East Tenn. St.	1991	33	301	9.12
Sam Crawford, New Mexico St.	†1993	34	310	9.12
Mark Jackson, St. John's (N.Y.)	†1986	36	328	9.11
Aaron Mitchell, La.-Lafayette	1990	29	264	9.10
Jason Kidd, California	†1994	30	272	9.07
Mark Dickel, UNLV	†2000	31	280	9.03

†national leader

BLOCKED SHOTS

Player, Team	Season	G	Blk.
David Robinson, Navy	†1986	35	207
Shawn James, Northeastern	†2006	30	196
Mickell Gladness, Alabama A&M	†2007	30	188
Adonal Foyle, Colgate	†1997	28	180
Keith Closs, Central Conn. St.	†1996	28	178
Shawn Bradley, BYU	†1991	34	177
Wojciech Myrda, La.-Monroe	†2002	32	172
Alonzo Mourning, Georgetown	†1989	34	169
Stephane Lasme, Massachusetts	2007	33	168
Adonal Foyle, Colgate	1996	29	165
Deng Gai, Fairfield	†2005	30	165
Justin Williams, Wyoming	2006	30	163
Ken Johnson, Ohio St.	†2000	30	161

Player, Team	Season	G	Blk.
Alonzo Mourning, Georgetown	†1992	32	160
Shaquille O'Neal, LSU	1992	30	157
Roy Rogers, Alabama	1996	32	156
Emeka Okafor, Connecticut	†2003	33	156
Dikembe Mutombo, Georgetown	1991	32	151
Adonal Foyle, Colgate	†1995	30	147
Tarvis Williams, Hampton	†2001	32	147
Emeka Okafor, Connecticut	†2004	36	147
Theo Ratliff, Wyoming	1995	28	144
David Robinson, Navy	†1987	32	144
Wojciech Myrda, La.-Monroe	2000	28	144
Cedric Lewis, Maryland	1991	28	143

†national leader

BLOCKED-SHOT AVERAGE

Player, Team	Season	G	Blk.	Avg.
Shawn James, Northeastern	†2006	30	196	6.53
Adonal Foyle, Colgate	†1997	28	180	6.43
Keith Closs, Central Conn. St.	†1996	28	178	6.36
Mickell Gladness, Alabama A&M	†2007	30	188	6.27
David Robinson, Navy	†1986	35	207	5.91
Adonal Foyle, Colgate	1996	29	165	5.69
Deng Gai, Fairfield	†2005	30	165	5.50
Shawn James, Northeastern	2005	25	136	5.44
Justin Williams, Wyoming	2006	30	163	5.43
Wojciech Myrda, La.-Monroe	†2002	32	172	5.38
Ken Johnson, Ohio St.	†2000	30	161	5.37
Keith Closs, Central Conn. St.	†1995	26	139	5.35
Shaquille O'Neal, LSU	†1992	30	157	5.23
Shawn Bradley, BYU	†1991	34	177	5.21
Theo Ratliff, Wyoming	1995	28	144	5.14
Wojciech Myrda, La.-Monroe	2000	28	144	5.14
Cedric Lewis, Maryland	1991	28	143	5.11
Stephane Lasme, Massachusetts	2007	33	168	5.09
Shaquille O'Neal, LSU	1991	28	140	5.00
Alonzo Mourning, Georgetown	1992	32	160	5.00
Tarvis Williams, Hampton	†1999	27	135	5.00
Alonzo Mourning, Georgetown	†1989	34	169	4.97
Kevin Roberson, Vermont	1992	28	139	4.96
Adonal Foyle, Colgate	1995	30	147	4.90
Roy Rogers, Alabama	1996	32	156	4.88

†national leader

STEALS

Player, Team	Season	G	Stl.
Desmond Cambridge, Alabama A&M	†2002	29	160
Mookie Blaylock, Oklahoma	†1988	39	150
Aldwin Ware, Florida A&M	1988	29	142
Darron Brittman, Chicago St.	†1986	28	139
John Linehan, Providence	2002	31	139
Nadav Henefeld, Connecticut	†1990	37	138
Mookie Blaylock, Oklahoma	†1989	35	131
Ronn McMahon, Eastern Wash.	1990	29	130
Obie Trotter, Alabama A&M	†2005	32	125
Marty Johnson, Towson	1988	30	124
Allen Iverson, Georgetown	†1996	37	124
Eric Coley, Tulsa	†2000	37	123
Jim Paguaga, St. Francis (N.Y.)	1986	28	120
Shawn Griggs, La.-Lafayette	†1994	30	120
Pointer Williams, McNeese St.	1996	27	118
Tony Fairley, Charleston So.	†1987	28	114
Scott Burrell, Connecticut	†1991	31	112
Kenny Robertson, Cleveland St.	1989	28	111
Lance Blanks, Texas	1989	34	111
Eric Murdock, Providence	1991	32	111
Travis Holmes, VMI	†2007	33	111
Jason Kidd, California	†1993	29	110
Johnny Rhodes, Maryland	1996	30	110
Robert Dowdell, Coastal Caro.	1990	29	109
Keith Jennings, East Tenn. St.	1991	33	109
Mark Woods, Wright St.	1993	30	109
Gerald Walker, San Francisco	1994	28	109

†national leader

STEAL AVERAGE

Player, Team	Season	G	Stl.	Avg.
Desmond Cambridge, Alabama A&M	†2002	29	160	5.52
Darron Brittman, Chicago St.	†1986	28	139	4.96
Aldwin Ware, Florida A&M	†1988	29	142	4.90
John Linehan, Providence	2002	31	139	4.48
Ronn McMahon, Eastern Wash.	†1990	29	130	4.48

Player, Team	Season	G	Stl.	Avg.
Pointer Williams, McNeese St.	+1996	27	118	4.37
Greedy Daniels, TCU	+2001	25	108	4.32
Jim Paguaga, St. Francis (N.Y.)	1986	28	120	4.29
Marty Johnson, Towson	1988	30	124	4.13
Tony Fairley, Charleston So.	+1987	28	114	4.07
Shawn Griggs, La.-Lafayette	+1994	30	120	4.00
Kenny Robertson, Cleveland St.	+1989	28	111	3.96
Marques Green, St. Bonaventure	+2004	27	107	3.96
Alexis McMillan, Stetson	+2003	22	87	3.95
Obie Trotter, Alabama A&M	+2005	32	125	3.91
Gerald Walker, San Francisco	1994	28	109	3.89
Mookie Blaylock, Oklahoma	1988	39	150	3.85
Carl Williams, Liberty	+2000	28	107	3.82
Desmond Cambridge, Alabama A&M	2001	28	107	3.82
Jason Kidd, California	+1993	29	110	3.79
Jay Goodman, Utah St.	1993	27	102	3.78
Andre Cradle, Long Island	1994	21	79	3.76
Robert Dowdell, Coastal Caro.	1990	29	109	3.76
Mookie Blaylock, Oklahoma	1989	35	131	3.74
Johnny Rhodes, Maryland	1996	30	110	3.67

†national leader

TRIPLE-DOUBLES

Player, Team	Class	Season	3B-2Bs
Michael Anderson, Drexel	So.	1986	4
Brian Shaw, UC Santa Barbara	Sr.	1988	4
Jason Kidd, California	So.	1994	4
Stephane Lasme, Massachusetts	Sr.	2007	4
David Robinson, Navy	Jr.	1986	3
Shaquille O'Neal, LSU	Jr.	1992	3
Gerald Lewis, SMU	Sr.	1993	3
David Edwards, Texas A&M	Sr.	1994	3
Andre Iguodala, Arizona	So.	2004	3
Derrick Lewis, Maryland	Jr.	1987	2
Luc Longley, New Mexico	Jr.	1990	2
Shaquille O'Neal, LSU	Fr.	1990	2
Kevin Roberson, Vermont	So.	1990	2
Dave Barnett, Fresno St.	Sr.	1991	2
Kevin Roberson, Vermont	Sr.	1992	2
Anfernee Hardaway, Memphis	Jr.	1993	2
Sharone Wright, Clemson	So.	1993	2
Roy Rogers, Alabama	Sr.	1996	2
Keith Closs, Central Conn. St.	So.	1996	2
Adonal Foyle, Colgate	Jr.	1997	2
Jerome James, Florida A&M	Jr.	1997	2
Sean Kennedy, Marist	Sr.	2002	2
Wojciech Murda, La.-Monroe	Sr.	2002	2
David Harrison, Colorado	So.	2003	2
Damitrius Coleman, Mercer	Jr.	2005	2
Shawn James, Northeastern	Fr.	2005	2
Shawn James, Northeastern	So.	2006	2
Dominic McGuire, Fresno St.	Jr.	2007	2

CONSECUTIVE TRIPLE-DOUBLES

Player, Team	Class	Dates	3B-2Bs
Kevin Roberson, Vermont	Sr.	Jan. 7-9, 1992	2
Shaquille O'Neal, LSU	Jr.	Feb. 19-22, 1992	2
Anfernee Hardaway, Memphis	Jr.	Jan. 4-6, 1993	2
Gerald Lewis, SMU	Sr.	Mar. 3-6, 1993	2
David Edwards, Texas A&M	Sr.	Mar. 5-10, 1994	2

DOUBLE-DOUBLES

Player, Team	Class	Season	2B-2Bs
David Robinson, Navy	Jr.	1986	31
Jerry West, West Virginia	Sr.	1960	30
Mel Counts, Oregon St.	Sr.	1964	29
Rudy Hackett, Syracuse	Sr.	1975	29
Benoit Benjamin, Creighton	Jr.	1985	29
Derrick Coleman, Syracuse	Jr.	1989	29
Tim Duncan, Wake Forest	Sr.	1997	29
Oscar Robertson, Cincinnati	Jr.	1959	28
Lew Alcindor, UCLA	So.	1967	28
Larry Bird, Indiana St.	Sr.	1979	28
Oscar Robertson, Cincinnati	Jr.	1960	27
Mel Counts, Oregon St.	Jr.	1963	27
Paul Silas, Creighton	Sr.	1964	27
Lew Alcindor, UCLA	Jr.	1968	27
Artis Gilmore, Jacksonville	Jr.	1970	27
Bill Walton, UCLA	Jr.	1973	27
Willie Naulls, UCLA	Sr.	1956	26
Jerry Lucas, Ohio St.	So.	1960	26
Jerry Lucas, Ohio St.	Jr.	1961	26
Jerry Lucas, Ohio St.	Sr.	1962	26

Player, Team	Class	Season	2B-2Bs
Len Chappell, Wake Forest	Sr.	1962	26
Dan Issel, Kentucky	Sr.	1970	26
Jerome Lane, Pittsburgh	Jr.	1987	26
Brad Sellers, Ohio St.	Sr.	1986	26
Hank Gathers, Loyola Marymount	Jr.	1989	26
Andrew Bogut, Utah	So.	2005	26

DOUBLE-DOUBLES FOR A FRESHMAN

Player, Team	Season	2B-2Bs
Carmelo Anthony, Syracuse	2003	22
Ralph Sampson, Virginia	1980	21
Kenny Miller, Loyola (Ill.)	1988	21
Eddie Griffin, Seton Hall	2001	21
Gary Winton, Army	1975	20
Kevin Durant, Texas	2007	20
Wayman Tisdale, Oklahoma	1983	19
Rickey Brown, Mississippi St.	1977	18
Steve Stielper, James Madison	1977	18
Herb Williams, Ohio St.	1978	18
Alvan Adams, Oklahoma	1973	17
Malik Rose, Drexel	1993	15
Caleb Green, Oral Roberts	2004	15
Gene Banks, Duke	1978	14
Andrew Bogut, Utah	2004	14
Leon Powe, California	2004	14
Tyrus Thomas, LSU	2006	14
Greg Oden, Ohio St.	2007	14
Ron Baxter, Texas	1977	13
Vernon Butler, Navy	1983	13
Derrick Coleman, Syracuse	1987	13
Tim Duncan, Wake Forest	1994	13
Mike Gminski, Duke	1977	12
LaSalle Thompson, Texas	1980	12
Charles Barkley, Auburn	1982	12
Michael Harris, Rice	2002	12

CONSECUTIVE DOUBLE-DOUBLES

Player, Team	Class	Dates	2B-2Bs
Mel Counts, Oregon St.	Sr.	Nov. 30, 1963-Mar. 10, 1964	29
Benoit Benjamin, Creighton	Jr.	Nov. 24, 1984-Feb. 16, 1985	27
Lew Alcindor, UCLA	Jr.	Dec. 27, 1967-Mar. 23, 1968	26
Willie Naulls, UCLA	Sr.	Dec. 2, 1955-Mar. 9, 1956	25
Oscar Robertson, Cincinnati	Jr.	Dec. 31, 1958-Mar. 21, 1959	23
#Jerry Lucas, Ohio St.	Jr.	Dec. 1, 1960-Mar. 11, 1961	23
Jerry Lucas, Ohio St.	Sr.	Dec. 2, 1961-Feb. 24, 1962	21
Mike Lewis, Duke	Sr.	Dec. 1, 1967-Feb. 20, 1968	20
Jerry West, West Virginia	Sr.	Jan. 5-Mar. 12, 1960	20
Billy Cunningham, North Carolina	So.	Dec. 5, 1962-Mar. 1, 1963	20
Billy Cunningham, North Carolina	Jr.	Dec. 2, 1963-Feb. 22, 1964	20
Dave Gunther, Iowa	Sr.	Dec. 8, 1958-Feb. 21, 1959	19
Artis Gilmore, Jacksonville	Sr.	Dec. 1, 1970-Feb. 8 1971	18
Steve Smith, Loyola Marymount	Jr.	Jan. 4-Mar. 4, 1972	18
Jack Twyman, Cincinnati	Jr.	Dec. 17, 1953-Mar. 4, 1954	17
Artis Gilmore, Jacksonville	Jr.	Dec. 9, 1969-Feb. 13, 1970	17
Tim Duncan, Wake Forest	Sr.	Nov. 24, 1996-Jan. 28, 1997	17
Larry Bird, Indiana St.	Sr.	Dec. 9, 1978-Feb. 6, 1979	16
Len Chappell, Wake Forest	Sr.	Feb. 3-Mar. 24, 1962	16
Jerry Lucas, Ohio St.	So.	Jan. 23-Mar. 19, 1960	15
Bill Walton, UCLA	So.	Dec. 10, 1971-Jan. 28, 1972	15
Rickey Brown, Mississippi St.	Sr.	Nov. 30, 1979-Jan. 17, 1980	15
David Robinson, Navy	Jr.	Feb. 12-Nov. 29, 1986	15
Andre Moore, Loyola (Ill.)	Sr.	Jan. 12-Feb. 23, 1987	15
Spencer Dunkley, Delaware	Sr.	Dec. 10, 1992-Feb. 6, 1993	15

#Missed the Jan. 9, 1961, game because of injury.

Top Season Performances by Class

SCORING AVERAGE

Class	Player, Team	Season	G	FG	3FG	FT	Pts.	Avg.
Senior	Pete Maravich, LSU	1970	31	522	—	337	1,381	44.5
Junior	Pete Maravich, LSU	1969	26	433	—	282	1,148	44.2
Sophomore	Pete Maravich, LSU	1968	26	432	—	274	1,138	43.8
Freshman	Chris Jackson, LSU	1989	32	359	84	163	965	30.2

FIELD-GOAL PERCENTAGE

Class	Player, Team	Season	G	FG	FGA	Pct.
Senior	Steve Johnson, Oregon St.	1981	28	235	315	74.6
Junior	Steve Johnson, Oregon St.	1980	30	211	297	71.0
Sophomore	Dwayne Davis, Florida	1989	33	179	248	72.2

Class	Player, Team	Season	G	FG	FGA	Pct.
Freshman	Mike Freeman, Hampton	2007	30	162	239	67.8

THREE-POINT FIELD GOALS MADE PER GAME

Class	Player, Team	Season	G	3FG	Avg.
Senior	Darrin Fitzgerald, Butler	1987	28	158	5.64
Junior	Terrence Woods, Florida A&M	2003	28	139	4.96
Sophomore	Mark Alberts, Akron	1990	28	122	4.36
Freshman	Keith Veney, Lamar	1993	27	106	3.93

THREE-POINT FIELD-GOAL PERCENTAGE

Class	Player, Team	Season	G	3FG	3FGA	Pct.
Senior	Keith Jennings, East Tenn. St.	1991	33	84	142	59.2
Junior	Glenn Tروف, Holy Cross	1988	29	52	82	63.4
Sophomore	Dave Calloway, Monmouth	1989	28	48	82	58.5
Freshman	Jay Edwards, Indiana	1988	23	59	110	53.6

FREE-THROW PERCENTAGE

Class	Player, Team	Season	G	FT	FTA	Pct.
Senior	Derek Raivio, Gonzaga	2007	34	148	154	96.1
Junior	Steve Drabny, Belmont	2003	29	78	82	95.1
Sophomore	J.J. Redick, Duke	2004	37	143	150	95.3
Freshman	Blake Ahearn, Missouri St.	2004	33	117	120	97.5

REBOUND AVERAGE

Class	Player, Team	Season	G	Reb.	Avg.
Senior	Art Quimby, Connecticut	1955	25	611	24.4
Junior	Charlie Slack, Marshall	1955	21	538	25.6
Sophomore	Ed Conlin, Fordham	1953	26	612	23.5
Freshman	Pete Padgett, Nevada	1973	26	462	17.8

REBOUND AVERAGE

(Since 1973)

Class	Player, Team	Season	G	Reb.	Avg.
Senior	Kermit Washington, American	1973	22	439	20.0
Junior	Marvin Barnes, Providence	1973	30	571	19.0
Sophomore	Brad Robinson, Kent St.	1974	26	423	16.3
Freshman	Pete Padgett, Nevada	1973	26	462	17.8

ASSIST AVERAGE

Class	Player, Team	Season	G	Ast.	Avg.
Senior	Avery Johnson, Southern U.	1988	30	399	13.30
Junior	Anthony Manuel, Bradley	1988	31	373	12.03
Sophomore	Curtis McCants, George Mason	1995	27	251	9.30
Freshman	Omar Cook, St. John's (N.Y.)	2001	29	252	8.69

BLOCKED-SHOT AVERAGE

Class	Player, Team	Season	G	Blk.	Avg.
Senior	Deng Gai, Fairfield	2005	30	165	5.50
Junior	Adonal Foyle, Colgate	1997	28	180	6.43
Sophomore	Shawn James, Northeastern	2006	30	196	6.53
Freshman	Shawn James, Northeastern	2005	26	136	5.44

STEAL AVERAGE

Class	Player, Team	Season	G	Stl.	Avg.
Senior	Desmond Cambridge, Alabama A&M	2002	29	160	5.52
Junior	Kenny Robertson, Cleveland St.	1989	28	111	3.96
Sophomore	Gerald Walker, San Francisco	1994	28	109	3.89
Freshman	Jason Kidd, California	1993	29	110	3.79

Top Season Performances by a Freshman

POINTS

Player, Team	Season	G	FG	3FG	FT	Pts.
Chris Jackson, LSU	1989	32	359	84	163	965
Kevin Durant, Texas	2007	35	306	82	209	903
James Williams, Austin Peay	1973	29	360	—	134	854
Jason Conley, VMI	2002	28	285	79	171	820
Wayman Tisdale, Oklahoma	1983	33	338	—	134	810

SCORING AVERAGE

Player, Team	Season	G	FG	3FG	FT	Pts.	Avg.
Chris Jackson, LSU	1989	32	359	84	163	965	30.2
Alphonso Ford, Mississippi Val.	1990	27	289	104	126	808	29.9
James Williams, Austin Peay	1973	29	360	—	134	854	29.4
Jason Conley, VMI	2002	28	285	79	171	820	29.3
Harry Kelly, Texas Southern	1980	26	313	—	127	753	29.0

FIELD-GOAL PERCENTAGE

Player, Team	Season	G	FG	FGA	Pct.
Mike Freeman, Hampton	2007	30	162	239	67.8
Sidney Moncrief, Arkansas	1976	28	149	224	66.5
Gary Trent, Ohio	1993	27	194	298	65.1
Brandon Wright, North Carolina	2007	37	228	353	64.6
Ed Pinckney, Villanova	1982	32	169	264	64.0

THREE-POINT FIELD GOALS MADE

Player, Team	Season	G	3FG
Stephen Curry, Davidson	2007	34	122
Tajuan Porter, Oregon	2007	35	110
Keydren Clark, St. Peter's	2003	29	109
Keith Veney, Lamar	1993	27	106
Alphonso Ford, Mississippi Val.	1990	27	104
Tony Ross, San Diego St.	1987	28	104
Adam Leonard, Eastern Ky.	2007	33	104

THREE-POINT FIELD GOALS MADE PER GAME

Player, Team	Season	G	3FG	Avg.
Keith Veney, Lamar	1993	27	106	3.93
Alphonso Ford, Mississippi Val.	1990	27	104	3.85
Keydren Clark, St. Peter's	2003	29	109	3.76
Tony Ross, San Diego St.	1987	28	104	3.71
Donnie Carr, La Salle	1997	27	99	3.67

THREE-POINT FIELD-GOAL PERCENTAGE

Player, Team	Season	G	3FG	3FGA	Pct.
Jay Edwards, Indiana	1988	23	59	110	53.6
Ross Richardson, Loyola Marymount	1991	25	61	116	52.6
Lance Barker, Valparaiso	1992	26	61	117	52.1
Ed Peterson, Yale	1989	28	53	104	51.0
Ross Land, Northern Ariz.	1997	28	64	126	50.8
Willie Brand, Texas-Arlington	1988	29	65	128	50.8

FREE-THROW PERCENTAGE

Player, Team	Season	G	FT	FTA	Pct.
Blake Ahearn, Missouri St.	2004	33	117	120	97.5
Jim Barton, Dartmouth	1986	26	65	69	94.2
J.J. Redick, Duke	2003	33	102	111	91.9
David Kool, Western Mich.	2007	29	99	108	91.7
Steve Alford, Indiana	1984	31	137	150	91.3

REBOUNDS

Player, Team	Season	G	Reb.
Pete Padgett, Nevada	1973	26	462
Kenny Miller, Loyola (Ill.)	1988	29	395
Kevin Durant, Texas	2007	35	390
Shaquille O'Neal, LSU	1990	32	385
Ralph Sampson, Virginia	1980	34	381

REBOUND AVERAGE

Player, Team	Season	G	Reb.	Avg.
Pete Padgett, Nevada	1973	26	462	17.8
Glenn Mosley, Seton Hall	1974	21	299	14.2
Ira Terrell, SMU	1973	25	352	14.1
Kenny Miller, Loyola (Ill.)	1988	29	395	13.6
Bob Stephens, Drexel	1976	23	307	13.3

ASSISTS

Player, Team	Season	G	Ast.
Bobby Hurley, Duke	1990	38	288
Kenny Anderson, Georgia Tech	1990	35	285
T.J. Ford, Texas	2002	33	273
Andre LaFleur, Northeastern	1984	32	252
Omar Cook, St. John's (N.Y.)	2001	29	252
Chris Thomas, Notre Dame	2002	33	252

ASSIST AVERAGE

Player, Team	Season	G	Ast.	Avg.
Omar Cook, St. John's (N.Y.)	2001	29	252	8.69
T.J. Ford, Texas	2002	33	273	8.27
Orlando Smart, San Francisco	1991	29	237	8.17
Kenny Anderson, Georgia Tech	1990	35	285	8.14
Taurence Chisholm, Delaware	1985	28	224	8.00

BLOCKED SHOTS

Player, Team	Season	G	Blk.
Shawn Bradley, BYU	1991	34	177
Alonzo Mourning, Georgetown	1989	34	169
Adonal Foyle, Colgate	1995	30	147

Player, Team	Season	G	Blk.
Alvin Jones, Georgia Tech.....	1998	33	141
Keith Cross, Central Conn. St.	1995	26	139

BLOCKED-SHOT AVERAGE

Player, Team	Season	G	Blk.	Avg.
Shawn James, Northeastern.....	2005	25	136	5.44
Keith Cross, Central Conn. St.	1995	26	139	5.35
Shawn Bradley, BYU.....	1991	34	177	5.21
Alonzo Mourning, Georgetown.....	1989	34	169	4.97
Adonal Foyle, Colgate.....	1995	30	147	4.90

STEALS

Player, Team	Season	G	Stl.
Nadav Henefeld, Connecticut.....	1990	37	138
Jason Kidd, California.....	1993	29	110
Kellii Taylor, Pittsburgh.....	1997	32	101
Ben Larson, Cal Poly.....	1996	29	100
Five tied with 90			

STEAL AVERAGE

Player, Team	Season	G	Stl.	Avg.
Jason Kidd, California.....	1993	29	110	3.79
Nadav Henefeld, Connecticut.....	1990	37	138	3.73
Ben Larson, Cal Poly.....	1996	29	100	3.45
Eric Murdock, Providence.....	1988	28	90	3.21
Pat Baldwin, Northwestern.....	1991	28	90	3.21
Joel Hoover, Md.-East. Shore.....	1997	28	90	3.21

Career Records

POINTS

Player, Team	Ht.	Last Season	Yrs.	G	FG	3FG#	FT	Pts.
Pete Maravich, LSU.....	6-5	1970	3	83	1,387	—	893	3,667
Freeman Williams, Portland St.	6-4	1978	4	106	1,369	—	511	3,249
Lionel Simmons, La Salle.....	6-7	1990	4	131	1,244	56	673	3,217
Alphonso Ford, Mississippi Valley	6-2	1993	4	109	1,121	333	590	3,165
Harry Kelly, Texas Southern....	6-7	1983	4	110	1,234	—	598	3,066
Keydren Clark, St. Peter's.....	5-9	2006	4	118	967	435	689	3,058
Hersey Hawkins, Bradley.....	6-3	1988	4	125	1,100	118	690	3,008
Oscar Robertson, Cincinnati..	6-5	1960	3	88	1,052	—	869	2,973
Danny Manning, Kansas.....	6-10	1988	4	147	1,216	10	509	2,951
Alfredrick Hughes, Loyola (Ill.).....	6-5	1985	4	120	1,226	—	462	2,914
Elvin Hayes, Houston.....	6-8	1968	3	93	1,215	—	454	2,884
Larry Bird, Indiana St.	6-9	1979	3	94	1,154	—	542	2,850
Otis Birdsong, Houston.....	6-4	1977	4	116	1,176	—	480	2,832
Kevin Bradshaw, Bethune-Cookman & U.S. Int'l.....	6-6	1991	4	111	1,027	132	618	2,804
Allan Houston, Tennessee.....	6-5	1993	4	128	902	346	651	2,801
J.J. Redick, Duke.....	6-4	2006	4	139	825	457	662	2,769
Hank Gathers, Southern Cal & Loyola Marymount.....	6-7	1990	4	117	1,127	0	469	2,723
Reggie Lewis, Northeastern...	6-7	1987	4	122	1,043	30(1)	592	2,708
Daren Queenan, Lehigh.....	6-5	1988	4	118	1,024	29	626	2,703
Byron Larkin, Xavier.....	6-3	1988	4	121	1,022	51	601	2,696
David Robinson, Navy.....	7-1	1987	4	127	1,032	1	604	2,669
Wayman Tisdale, Oklahoma...	6-9	1985	3	104	1,077	—	507	2,661
Troy Bell, Boston College.....	6-1	2003	4	122	761	300	810	2,632
Michael Brooks, La Salle.....	6-7	1980	4	114	1,064	—	500	2,628
Calbert Cheaney, Indiana.....	6-6	1993	4	132	1,018	148	429	2,613
Mark Macon, Temple.....	6-5	1991	4	126	980	246	403	2,609
Don MacLean, UCLA.....	6-10	1992	4	127	943	11	711	2,608
Joe Dumars, McNeese St.	6-3	1985	4	116	941	(5)	723	2,605
Henry Domercant, Eastern Ill.	6-4	2003	4	120	861	285	595	2,602
Terrance Bailey, Wagner.....	6-2	1987	4	110	985	42	579	2,591
Dickie Hemric, Wake Forest...	6-6	1955	4	104	841	—	905	2,587
Calvin Natt, La.-Monroe.....	6-5	1979	4	108	1,017	—	547	2,581
Derrick Chievous, Missouri....	6-7	1988	4	130	893	30	764	2,580
Skip Henderson, Marshall.....	6-2	1988	4	125	1,000	133	441	2,574
Austin Carr, Notre Dame.....	6-3	1971	3	74	1,017	—	526	2,560
Sean Elliott, Arizona.....	6-8	1989	4	133	896	140	623	2,555
Rodney Monroe, North Carolina St.	6-3	1991	4	124	885	322	459	2,551
Calvin Murphy, Niagara.....	5-10	1970	3	77	947	—	654	2,548
Keith Van Horn, Utah.....	6-9	1997	4	122	891	206	554	2,542
Frank Selvy, Furman.....	6-3	1954	3	78	922	—	694	2,538
Johnny Dawkins, Duke.....	6-2	1986	4	133	1,026	(19)	485	2,537

Player, Team	Ht.	Last Season	Yrs.	G	FG	3FG#	FT	Pts.
Willie Jackson, Centenary (La.).....	6-6	1984	4	114	995	(18)	545	2,535
Steve Rogers, Alabama St.	6-5	1992	4	113	817	187	713	2,534
Steve Burtt, Iona.....	6-2	1984	4	121	1,003	—	528	2,534
Shawn Respert, Michigan St.	6-3	1995	4	118	866	331	468	2,531
Joe Jakubick, Akron.....	6-5	1984	4	108	973	(53)	584	2,530
Andrew Toney, La.-Lafayette..	6-3	1980	4	107	996	—	534	2,526
Ron Perry, Holy Cross.....	6-2	1980	4	109	922	—	680	2,524
Ronnie McCollum, Centenary (La.).....	6-4	2001	4	113	822	345	535	2,524
Mike Olliver, Lamar.....	6-1	1981	4	122	1,130	—	258	2,518
Bryant Stith, Virginia.....	6-5	1992	4	131	856	114	690	2,516
Bill Bradley, Princeton.....	6-5	1965	3	83	856	—	791	2,503
Caleb Green, Oral Roberts.....	6-8	2007	4	128	821	9	852	2,503
Jeff Grayer, Iowa St.	6-5	1988	4	125	974	27	527	2,502
Elgin Baylor, Albertson & Seattle.....	6-6	1958	3	80	956	—	588	2,500

#Listed is the number of three-pointers scored since it became the national rule in 1987; the number in the parenthesis is number scored before 1987—these counted as three points in the game but counted as two-pointers in the national rankings. The three-pointers in the parenthesis are not included in total points.

2,000-POINT SCORERS

A total of 434 players in Division I history have scored at least 2,000 points over their careers. The first was Jim Lacy, Loyola (Md.), with 2,154 over four seasons ending with 1949. The first to reach 2,000 in a three-season career was Furman's Frank Selvy, 2,538 through 1954. The 434 come from 214 different colleges. Duke leads with nine 2,000-pointers: Jim Spanarkel (last season was 1979), Mike Gminski (1980), Gene Banks (1981), Mark Alarie (1986), Johnny Dawkins (1986), Danny Ferry (1989), Christian Laettner (1992), Jason Williams (2002) and J.J. Redick (2006). Next are Boston College, Georgia Tech, La Salle, Notre Dame, Syracuse and Villanova with six, followed by Indiana, Michigan, Murray State, North Carolina, Oklahoma, Tennessee, Wake Forest and Xavier with five apiece.

SCORING AVERAGE

(Minimum 1,400 points)

Player, Team	Ht.	Last Season	Yrs.	G	FG	3FG	FT	Pts.	Avg.
Pete Maravich, LSU.....	6-5	1970	3	83	1,387	—	893	3,667	44.2
Austin Carr, Notre Dame.....	6-7	1971	3	74	1,017	—	526	2,560	34.6
Oscar Robertson, Cincinnati.....	6-5	1960	3	88	1,052	—	869	2,973	33.8
Calvin Murphy, Niagara.....	6-7	1970	3	77	947	—	654	2,548	33.1
Dwight Lamar, La.-Lafayette....	6-7	†1973	2	57	768	—	326	1,862	32.7
Frank Selvy, Furman.....	6-3	1954	3	78	922	—	694	2,538	32.5
Rick Mount, Purdue.....	6-7	1970	3	72	910	—	503	2,323	32.3
Darrell Floyd, Furman.....	6-7	1956	3	71	868	—	545	2,281	32.1
Nick Werkman, Seton Hall.....	6-7	1964	3	71	812	—	649	2,273	32.0
Willie Humes, Idaho St.	6-7	1971	2	48	565	—	380	1,510	31.5
William Averitt, Pepperdine.....	6-7	1973	2	49	615	—	311	1,541	31.4
Elgin Baylor, Albertson & Seattle.....	6-6	1958	3	80	956	—	588	2,500	31.3
Elvin Hayes, Houston.....	6-8	1968	3	93	1,215	—	454	2,884	31.0
Freeman Williams, Portland St.	6-4	1978	4	106	1,369	—	511	3,249	30.7
Larry Bird, Indiana St.	6-9	1979	3	94	1,154	—	542	2,850	30.3
Bill Bradley, Princeton.....	6-5	1965	3	83	856	—	791	2,503	30.2
Rich Fuqua, Oral Roberts.....	6-7	†1973	2	54	692	—	233	1,617	29.9
Wilt Chamberlain, Kansas.....	6-9	1958	2	48	503	—	427	1,433	29.9
Rick Barry, Miami (Fla.).....	6-7	1965	3	77	816	—	666	2,298	29.8
Doug Collins, Illinois St.	6-7	1973	3	77	894	—	452	2,240	29.1
Alphonso Ford, Mississippi Val.	6-2	1993	4	109	1,121	333	590	3,165	29.0
Chris Jackson, LSU.....	6-7	1990	2	64	664	172	354	1,854	29.0
Dave Schellhase, Purdue.....	6-7	1966	3	74	746	—	582	2,074	28.8
Dick Wilkinson, Virginia.....	6-7	1955	3	78	783	—	665	2,233	28.6
James Williams, Austin Peay.....	6-7	1974	2	54	632	—	277	1,541	28.5

†Each played two years of non-Division I competition (Lamar—four years, 3,493 points and 31.2 average; Fuqua—four years, 3,004 points and 27.1 average).

FIELD-GOAL PERCENTAGE

(Minimum 400 field goals made and 4 field goals made per game)

Player, Team	Ht.	Last Season	Yrs.	G	FG	FGA	Pct.
Steve Johnson, Oregon St.	6-10	1981	4	116	828	1,222	67.8
Michael Bradley, Kentucky & Villanova.....	6-10	2001	3	100	441	651	67.7
Murray Brown, Florida St.	6-8	1980	4	106	566	847	66.8
Lee Campbell, Middle Tenn. & Missouri St.	6-7	1990	3	88	411	618	66.5
Warren Kidd, Middle Tenn.	6-9	1993	3	83	496	747	66.4
Todd MacCulloch, Washington.....	7-0	1999	4	115	702	1,058	66.4
Joe Senser, West Chester.....	6-5	1979	4	96	476	719	66.2
Kevin Magee, UC Irvine.....	6-8	1982	2	56	552	841	65.6
Orlando Phillips, Pepperdine.....	6-7	1983	2	58	404	618	65.4

Player, Team	Ht.	Last Season	Yrs. G	FG	FGA	Pct.
Bill Walton, UCLA.....	6-11	1974	3	87	747	1,147 65.1
William Herndon, Massachusetts.....	6-3	1992	4	100	472	728 64.8
Larry Stewart, Coppin St.	6-8	1991	3	91	676	1,046 64.6
Adam Mark, Belmont.....	6-8	2004	4	112	656	1,018 64.4
Larry Johnson, UNLV.....	6-7	1991	2	75	612	952 64.3
Dwayne Davis, Florida.....	6-7	1991	4	124	572	892 64.1
Nate Harris, Utah St.....	6-7	2006	5	126	588	918 64.1
Lew Alcindor, UCLA.....	7-2	1969	3	88	943	1,476 63.9
Akeem Olajuwon, Houston.....	7-0	1984	3	100	532	833 63.9
Oliver Miller, Arkansas.....	6-9	1992	4	137	680	1,069 63.6
Mike Coleman, Liberty.....	6-7	1992	4	105	421	663 63.5
Jeff Ruland, Iona.....	6-10	1980	3	89	717	1,130 63.5
Mark McNamara, California.....	6-10	1982	4	107	709	1,119 63.4
Dan McClintock, Northern Ariz.	7-0	2000	4	115	542	858 63.2
Cherokee Rhone, Centenary (La.).....	6-8	1982	3	63	421	667 63.1
Carlos Boozer, Duke.....	6-9	2002	3	101	554	878 63.1
Bobby Lee Hunt, Alabama.....	6-9	1985	4	126	646	1,024 63.1

THREE-POINT FIELD GOALS

Player, Team	Ht.	Last Season	Yrs. G	3FG
J.J. Redick, Duke.....	6-4	2006	4	139 457
Keydren Clark, St. Peter's.....	5-9	2006	4	118 435
Curtis Staples, Virginia.....	6-3	1998	4	122 413
Keith Veney, Lamar & Marshall.....	6-3	1997	4	111 409
Doug Day, Radford.....	6-1	1993	4	117 401
Gerry McNamara, Syracuse.....	6-2	2006	4	135 400
Michael Watson, UMKC.....	6-0	2004	4	117 391
Ronnie Schmitz, UMKC.....	6-3	1993	4	112 378
Mark Alberts, Akron.....	6-1	1993	4	107 375
Brett Blizzard, UNC Wilmington.....	6-4	2003	4	125 371
Kyle Korver, Creighton.....	6-7	2003	4	128 371
Pat Bradley, Arkansas.....	6-2	1999	4	132 366
Bryce Drew, Valparaiso.....	6-3	1998	4	121 364
Jeff Fryer, Loyola Marymount.....	6-2	1990	4	112 363
Will Whittington, Marist.....	6-3	2007	4	114 362
Taquan Dean, Louisville.....	6-3	2006	4	128 359
T.J. Sorrentine, Vermont.....	6-3	2005	4	120 354
Steve Novak, Marquette.....	6-10	2006	4	126 354
Terrence Woods, Florida A&M.....	6-3	2004	4	123 353
Dennis Scott, Georgia Tech.....	6-8	1990	3	99 351
Rashad Phillips, Detroit.....	5-10	2001	4	129 348
Allan Houston, Tennessee.....	6-5	1993	4	128 346
Jobey Thomas, Charlotte.....	6-4	2002	4	130 346
Ronnie McCollum, Centenary (La.).....	6-4	2001	4	113 345
Brendan Plavich, Vanderbilt & Charlotte.....	6-2	2005	4	120 345

THREE-POINT FIELD GOALS PER GAME
(Minimum 200 three-point field goals made)

Player, Team	Ht.	Last Season	Yrs. G	3FG	Avg.
Timothy Pollard, Mississippi Val.....	6-3	1989	2	56 256	4.57
Sydney Grider, La.-Lafayette.....	6-3	1990	2	58 253	4.36
Brian Merriweather, Tex.-Pan American.....	6-3	2001	3	84 332	3.95
Josh Heard, Tennessee Tech.....	6-2	2000	2	55 210	3.82
Kareem Townes, La Salle.....	6-3	1995	3	81 300	3.70
Keydren Clark, St. Peter's.....	5-9	2006	4	118 435	3.69
Keith Veney, Lamar & Marshall.....	6-3	1997	4	111 409	3.68
Dave Mooney, Coastal Caro.....	6-4	1988	2	56 202	3.61
Dennis Scott, Georgia Tech.....	6-8	1990	3	99 351	3.55
Mark Alberts, Akron.....	6-1	1993	4	107 375	3.50
Doug Day, Radford.....	6-1	1993	4	117 401	3.43
Curtis Staples, Virginia.....	6-3	1998	4	122 413	3.39
Ronnie Schmitz, UMKC.....	6-3	1993	4	112 378	3.38
Michael Watson, UMKC.....	6-0	2004	4	117 391	3.34
J.J. Redick, Duke.....	6-4	2006	4	139 457	3.29
Jeff Fryer, Loyola Marymount.....	6-2	1990	4	112 363	3.24
Keddrick Mays, Chattanooga.....	6-0	2007	2	65 209	3.22
Dana Barros, Boston College.....	5-11	1989	3	91 291	3.20
Tony Ross, San Diego St.....	6-3	1989	3	85 270	3.18
Will Whittington, Marist.....	6-3	2007	4	114 362	3.18
Randy Woods, La Salle.....	6-0	1992	3	88 278	3.16
Dominick Young, Fresno St.....	5-10	1997	3	89 279	3.13
Wally Lancaster, Virginia Tech.....	6-5	1989	3	82 257	3.13
David Sivulich, St. Mary's (Cal.).....	5-10	1998	3	76 238	3.13
Jim Barton, Dartmouth.....	6-4	1989	3	78 242	3.10

THREE-POINT FIELD-GOAL PERCENTAGE
(Minimum 200 three-point field goals made and 2.0 three-point field goals made per game)

Player, Team	Ht.	Last Season	Yrs. G	3FG	3FGA	Pct.
Tony Bennett, Green Bay.....	6-0	1992	4	118	290	584 49.7
Stephen Sir, San Diego St. & Northern Ariz.....	6-5	2007	5	111	323	689 46.9
David Olson, Eastern Ill.....	6-4	1992	4	111	262	562 46.6
Ross Land, Northern Ariz.....	6-5	2000	4	117	308	664 46.4
Dan Dickau, Washington & Gonzaga.....	6-0	2002	4	97	215	465 46.2
Steve Novak, Marquette.....	6-10	2006	4	126	354	768 46.1
Sean Jackson, Ohio & Princeton.....	5-11	1992	4	104	243	528 46.0
Barry Booker, Vanderbilt.....	6-3	1989	3	98	246	535 46.0
Kevin Booth, Mt. St. Mary's.....	6-0	1993	5	110	265	577 45.9
Dave Calloway, Monmouth.....	6-3	1991	4	115	260	567 45.9
Tony Ross, San Diego St.....	6-3	1992	3	85	270	589 45.8
Salim Stoudamire, Arizona.....	6-1	2005	4	129	342	747 45.8
Jason Matthews, Pittsburgh.....	6-3	1991	4	123	259	567 45.7
Corey Reed, Radford.....	6-6	1998	4	104	232	510 45.5
Jim Barton, Dartmouth.....	6-4	1989	3	78	242	532 45.5
Shawn Respert, Michigan St.....	6-3	1995	4	118	331	728 45.5
Kyle Korver, Creighton.....	6-7	2003	4	128	371	819 45.3
Carlton Becton, N.C. A&T.....	6-6	1989	3	84	209	462 45.2
Eric Channing, New Mexico St.....	6-4	2002	4	124	283	627 45.1
Ray Allen, Connecticut.....	6-5	1996	3	101	233	520 44.8
Curtis Shelton, Southeast Mo. St.....	5-9	1994	4	107	215	480 44.8
Jeff McCool, New Mexico St.....	6-5	1989	3	92	201	450 44.7
Jason Kapono, UCLA.....	6-8	2003	4	127	317	710 44.6
Pat Carroll, St. Joseph's.....	6-5	2005	4	110	294	661 44.5
Lee Humphrey, Florida.....	6-2	2007	4	136	288	649 44.4

FREE-THROW PERCENTAGE
(Minimum 300 free throws made and 2.5 free throws made per game)

Player, Team	Ht.	Last Season	Yrs. G	FT	FTA	Pct.
Blake Ahearn, Missouri St.....	6-2	2007	4	129	435	460 94.6
Derek Raivio, Gonzaga.....	6-1	2007	4	127	343	370 92.7
Gary Buchanan, Villanova.....	6-3	2003	4	122	324	355 91.3
J.J. Redick, Duke.....	6-4	2006	4	139	662	726 91.2
Greg Starrick, Kentucky & Southern Ill.....	6-2	1972	4	72	341	375 90.9
Jack Moore, Nebraska.....	5-9	1982	4	105	446	495 90.1
Steve Henson, Kansas St.....	6-1	1990	4	127	361	401 90.0
Steve Alford, Indiana.....	6-2	1987	4	125	535	596 89.8
Bob Lloyd, Rutgers.....	6-1	1967	3	77	543	605 89.8
Jake Sullivan, Iowa St.....	6-1	2004	4	123	354	395 89.6
Jim Barton, Dartmouth.....	6-4	1989	4	104	394	440 89.5
Tommy Boyer, Arkansas.....	6-6	1963	3	70	315	353 89.2
Gerry McNamara, Syracuse.....	6-2	2006	4	135	435	490 88.8
Brent Jolly, Tennessee Tech.....	6-6	2003	4	123	347	391 88.7
Marcus Wilson, Evansville.....	6-3	1999	4	119	455	513 88.7
Joe Crispin, Penn St.....	6-1	2001	4	127	448	506 88.5
Ron Perry, Holy Cross.....	6-2	1980	4	109	680	768 88.5
Joe Dykstra, Western Ill.....	6-6	1983	4	117	587	663 88.5
Mike Joseph, Bucknell.....	6-0	1990	4	115	397	449 88.4
Kyle Macy, Purdue & Kentucky.....	6-3	1980	5	125	416	471 88.3
Matt Hildebrand, Liberty.....	6-3	1994	4	117	398	451 88.2
Jimmy England, Tennessee.....	6-1	1971	3	81	319	362 88.1
Rod Foster, UCLA.....	6-1	1983	4	113	309	351 88.0
Michael Smith, BYU.....	6-10	1989	4	122	431	491 87.8
Jason Matthews, Pittsburgh.....	6-3	1991	4	123	481	548 87.8
Mike Iuzzolino, Penn St. & St. Francis (Pa.).....	5-10	1991	4	112	402	458 87.8

REBOUNDS

Player, Team	Ht.	Last Season	Yrs. G	Reb.
Tom Gola, La Salle.....	6-6	1955	4	118 2,201
Joe Holup, George Washington.....	6-6	1956	4	104 2,030
Charlie Slack, Marshall.....	6-5	1956	4	88 1,916
Ed Conlin, Fordham.....	6-5	1955	4	102 1,884
Dickie Hemric, Wake Forest.....	6-6	1955	4	104 1,802
Paul Silas, Creighton.....	6-7	1964	3	81 1,751
Art Quimby, Connecticut.....	6-5	1955	4	80 1,716
Jerry Harper, Alabama.....	6-8	1956	4	93 1,688
Jeff Cohen, William & Mary.....	6-7	1961	4	103 1,679
Steve Hamilton, Morehead St.....	6-7	1958	4	102 1,675
Charlie Tyra, Louisville.....	6-8	1957	4	95 1,617
Bill Russell, San Francisco.....	6-9	1956	3	79 1,606
Elvin Hayes, Houston.....	6-8	1968	3	93 1,602
Ron Shavlik, North Carolina St.....	6-8	1956	3	95 1,598

Player, Team	Ht.	Last Season	Yrs.	G	Reb.
Marvin Barnes, Providence.....	6-9	1974	3	89	1,592
Tim Duncan, Wake Forest.....	6-11	1997	4	128	1,570
Elgin Baylor, Albertson & Seattle.....	6-6	1958	3	80	1,559
Ernie Beck, Penn.....	6-4	1953	3	82	1,557
Dave DeBusschere, Detroit.....	6-5	1962	3	80	1,552
Wes Unseld, Louisville.....	6-8	1968	3	82	1,551
Derrick Coleman, Syracuse.....	6-9	1990	4	143	1,537
Malik Rose, Drexel.....	6-7	1996	4	120	1,514
Ralph Sampson, Virginia.....	7-4	1983	4	132	1,511
Chris Smith, Virginia Tech.....	6-6	1961	4	88	1,508
Keith Swagerty, Pacific.....	6-7	1967	3	82	1,505

(For careers beginning in 1973 or after)

Player, Team	Ht.	Last Season	Yrs.	G	Reb.
Tim Duncan, Wake Forest.....	6-11	1997	4	128	1,570
Derrick Coleman, Syracuse.....	6-9	1990	4	143	1,537
Malik Rose, Drexel.....	6-7	1996	4	120	1,514
Ralph Sampson, Virginia.....	7-4	1983	4	132	1,511
Pete Padgett, Nevada.....	6-8	1976	4	104	1,464
Lionel Simmons, La Salle.....	6-7	1990	4	131	1,429
Anthony Bonner, St. Louis.....	6-7	1990	4	133	1,424
Tyrone Hill, Xavier.....	6-9	1990	4	126	1,380
Popeye Jones, Murray St.....	6-8	1992	4	123	1,374
Michael Brooks, La Salle.....	6-7	1980	4	114	1,372
Xavier McDaniel, Wichita St.....	6-7	1985	4	117	1,359
John Irving, Arizona & Hofstra.....	6-9	1977	4	103	1,348
Sam Clancy, Pittsburgh.....	6-6	1981	4	116	1,342
Keith Lee, Memphis.....	6-10	1985	4	128	1,336
Larry Smith, Alcorn St.....	6-8	1980	4	111	1,334
Clarence Weatherspoon, Southern Miss.....	6-7	1992	4	117	1,320
Michael Cage, San Diego St.....	6-9	1984	4	112	1,317
Bob Stephens, Drexel.....	6-7	1979	4	99	1,316
Patrick Ewing, Georgetown.....	7-0	1985	4	143	1,316
David Robinson, Navy.....	7-1	1987	4	127	1,314
Wayne Rollins, Clemson.....	7-1	1977	4	110	1,311
David West, Xavier.....	6-9	2003	4	126	1,309
Bob Warner, Maine.....	6-6	1976	4	96	1,304
Ervin Johnson, New Orleans.....	6-11	1993	4	123	1,287
Calvin Natt, La-Monroe.....	6-5	1979	4	108	1,285

**REBOUND AVERAGE
(Minimum 800 rebounds)**

Player, Team	Ht.	Last Season	Yrs.	G	Reb.	Avg.
Artis Gilmore, Jacksonville.....	7-2	1971	2	54	1,224	22.7
Charlie Slack, Marshall.....	6-5	1956	4	88	1,916	21.8
Paul Silas, Creighton.....	6-7	1964	3	81	1,751	21.6
Leroy Wright, Pacific.....	6-8	1960	3	67	1,442	21.5
Art Quimby, Connecticut.....	6-5	1955	4	80	1,716	21.5
Walt Dukes, Seton Hall.....	6-10	1953	2	59	1,247	21.1
Bill Russell, San Francisco.....	6-9	1956	3	79	1,606	20.3
Kermit Washington, American.....	6-8	1973	3	73	1,478	20.2
Julius Erving, Massachusetts.....	6-6	1971	2	52	1,049	20.2
Joe Holup, George Washington.....	6-6	1956	4	104	2,030	19.5
Elgin Baylor, Albertson & Seattle.....	6-6	1958	3	80	1,559	19.5
Dave DeBusschere, Detroit.....	6-5	1962	3	80	1,552	19.4
Ernie Beck, Penn.....	6-4	1953	3	82	1,557	19.0
Wes Unseld, Louisville.....	6-8	1968	3	82	1,551	18.9
Tom Gola, La Salle.....	6-6	1955	4	118	2,201	18.7
Ed Conlin, Fordham.....	6-5	1955	4	102	1,884	18.5
Keith Swagerty, Pacific.....	6-7	1967	3	82	1,505	18.4
Wilt Chamberlain, Kansas.....	7-0	1958	2	48	877	18.3
Jerry Harper, Alabama.....	6-8	1956	4	93	1,688	18.2
Dick Cunningham, Murray St.....	6-10	1968	3	71	1,292	18.2
Marvin Barnes, Providence.....	6-9	1974	3	89	1,592	17.9
Jim Barnes, UTEP.....	6-8	1964	2	54	965	17.9
Alex Ellis, Niagara.....	6-5	1958	3	77	1,376	17.9
Dickie Hemric, Wake Forest.....	6-6	1955	4	104	1,802	17.3
Elvin Hayes, Houston.....	6-8	1968	3	93	1,602	17.2

(For careers beginning in 1973 or after; minimum 800 rebounds)

Player, Team	Ht.	Last Season	Yrs.	G	Reb.	Avg.
Glenn Mosley, Seton Hall.....	6-8	1977	4	83	1,263	15.2
Bill Campion, Manhattan.....	6-10	1975	3	74	1,070	14.6
Pete Padgett, Nevada.....	6-8	1976	4	104	1,464	14.1
Bob Warner, Maine.....	6-6	1976	4	96	1,304	13.6
Shaquille O'Neal, LSU.....	7-1	1992	3	90	1,217	13.5
Cornelius Cash, Bowling Green.....	6-8	1975	3	79	1,068	13.5
Ira Terrell, SMU.....	6-8	1976	3	80	1,077	13.5
Bob Stephens, Drexel.....	6-7	1979	4	99	1,316	13.3
Larry Bird, Indiana St.....	6-9	1979	3	94	1,247	13.3

Player, Team	Ht.	Last Season	Yrs.	G	Reb.	Avg.
Bernard King, Tennessee.....	6-7	1977	3	76	1,004	13.2
John Irving, Arizona & Hofstra.....	6-9	1977	4	103	1,348	13.1
Carey Scurry, Long Island.....	6-9	1985	3	79	1,013	12.8
Paul Millsap, Louisiana Tech.....	6-8	2006	3	92	1,172	12.7
Adonal Foyle, Colgate.....	6-10	1997	3	87	1,103	12.7
Warren Kidd, Middle Tenn.....	6-6	1993	3	83	1,048	12.6
Malik Rose, Drexel.....	6-7	1996	4	120	1,514	12.6
Jervaugn Scales, Southern U.....	6-6	1994	3	88	1,099	12.5
Tim Duncan, Wake Forest.....	6-11	1997	4	128	1,570	12.3
Michael Brooks, La Salle.....	6-7	1980	4	114	1,372	12.0
Larry Smith, Alcorn St.....	6-8	1980	4	111	1,334	12.0
Wayne Rollins, Clemson.....	7-1	1977	4	110	1,311	11.9
Calvin Natt, La-Monroe.....	6-5	1979	4	108	1,285	11.9
Ed Lawrence, McNeese St.....	7-0	1976	4	102	1,212	11.9
Michael Cage, San Diego St.....	6-9	1984	4	112	1,317	11.8
Xavier McDaniel, Wichita St.....	6-7	1985	4	117	1,359	11.6
John Rudd, McNeese St.....	6-6	1978	4	102	1,181	11.6
Sam Clancy, Pittsburgh.....	6-6	1981	4	116	1,342	11.6
Larry Stewart, Coppin St.....	6-6	1991	3	91	1,052	11.6
Reggie Jackson, Nicholls St.....	6-6	1995	4	110	1,271	11.6

ASSISTS

Player, Team	Ht.	Last Season	Yrs.	G	Ast.
Bobby Hurley, Duke.....	6-0	1993	4	140	1,076
Chris Corchiani, North Carolina St.....	6-1	1991	4	124	1,038
Ed Cota, North Carolina.....	6-2	2000	4	138	1,030
Keith Jennings, East Tenn. St.....	5-7	1991	4	127	983
Steve Blake, Maryland.....	6-3	2003	4	138	972
Sherman Douglas, Syracuse.....	6-0	1989	4	138	960
Tony Miller, Marquette.....	6-0	1995	4	123	956
Aaron Miles, Kansas.....	6-1	2005	4	138	954
Greg Anthony, Portland & UNLV.....	6-1	1991	4	138	950
Doug Gottlieb, Notre Dame & Oklahoma St.....	6-1	2000	4	124	947
Gary Payton, Oregon St.....	6-2	1990	4	120	939
Orlando Smart, San Francisco.....	6-0	1994	4	116	902
Andre LaFleur, Northeastern.....	6-3	1987	4	128	894
Chico Fletcher, Arkansas St.....	5-6	2000	4	114	893
Jim Les, Bradley.....	5-11	1986	4	118	884
Frank Smith, Old Dominion.....	6-0	1988	4	120	883
Taurence Chisholm, Delaware.....	5-7	1988	4	110	877
Grayson Marshall, Clemson.....	6-2	1988	4	122	857
Anthony Manuel, Bradley.....	5-11	1989	4	108	855
Pooh Richardson, UCLA.....	6-1	1989	4	122	833
Chris Thomas, Notre Dame.....	6-1	2005	4	128	833
Butch Moore, SMU.....	5-10	1986	4	125	828
Chris Duhon, Duke.....	6-1	2004	4	144	819
Mateen Cleaves, Michigan St.....	6-3	2000	4	123	816
Jared Jordan, Marist.....	6-2	2007	4	117	813

**ASSIST AVERAGE
(Minimum 550 assists)**

Player, Team	Ht.	Last Season	Yrs.	G	Ast.	Avg.
Avery Johnson, Southern U.....	5-11	1988	2	61	732	12.00
Sam Crawford, New Mexico St.....	5-8	1993	2	67	592	8.84
Mark Wade, Oklahoma & UNLV.....	6-0	1987	3	79	693	8.77
Chris Corchiani, North Carolina St.....	6-1	1991	4	124	1,038	8.37
Taurence Chisholm, Delaware.....	5-7	1988	4	110	877	7.97
Van Usher, Tennessee Tech.....	6-0	1992	3	85	676	7.95
Anthony Manuel, Bradley.....	5-11	1989	4	108	855	7.92
Chico Fletcher, Arkansas St.....	5-6	2000	4	114	893	7.83
Gary Payton, Oregon St.....	6-2	1990	4	120	938	7.82
Orlando Smart, San Francisco.....	6-0	1994	4	116	902	7.78
Tony Miller, Marquette.....	6-0	1995	4	123	956	7.77
Keith Jennings, East Tenn. St.....	5-7	1991	4	127	983	7.74
Bobby Hurley, Duke.....	6-0	1993	4	140	1,076	7.69
Doug Gottlieb, Notre Dame & Oklahoma St.....	6-1	2000	4	124	947	7.63
Chuck Evans, Old Dominion & Mississippi St.....	5-11	1993	3	85	648	7.62
Jim Les, Bradley.....	5-11	1986	4	118	884	7.49
Ed Cota, North Carolina.....	6-2	2000	4	138	1,030	7.46
Curtis McCants, George Mason.....	6-0	1998	3	81	598	7.38
Frank Smith, Old Dominion.....	6-0	1988	4	120	883	7.36
Doug Wojcik, Navy.....	6-1	1987	3	99	714	7.21
Mark Woods, Wright St.....	6-1	1993	4	113	811	7.18
Nelson Haggerty, Baylor.....	6-0	1995	4	98	699	7.13
Steve Blake, Maryland.....	6-3	2003	4	138	972	7.04
Grayson Marshall, Clemson.....	6-2	1988	4	122	857	7.02
Drafton Davis, Marist.....	6-0	1988	4	115	804	6.99

BLOCKED SHOTS

Player, Team	Ht.	Last Season	Yrs.	G	Blk.
Wojciech Mydra, La.-Monroe.....	7-2	2002	4	115	535
Adonal Foyle, Colgate.....	6-10	1997	3	87	492
Tim Duncan, Wake Forest.....	6-11	1997	4	128	481
Alonzo Mourning, Georgetown.....	6-10	1992	4	120	453
Tarvis Williams, Hampton.....	6-9	2001	4	114	452
Ken Johnson, Ohio St.....	6-11	2001	4	127	444
Deng Gai, Fairfield.....	6-9	2005	4	100	442
Emeka Okafor, Connecticut.....	6-9	2004	3	103	441
Lorenzo Coleman, Tennessee Tech.....	7-1	1997	4	113	437
Calvin Booth, Penn St.....	6-11	1999	4	114	428
Theo Ratliff, Wyoming.....	6-10	1995	4	111	425
Troy Murphy, Notre Dame.....	6-9	2001	3	94	425
Etan Thomas, Syracuse.....	6-9	2000	4	122	424
Shelden Williams, Duke.....	6-9	2006	4	139	422
Rodney Blake, St. Joseph's.....	6-8	1988	4	116	419
Shaquille O'Neal, LSU.....	7-1	1992	3	90	412
Kevin Roberson, Vermont.....	6-7	1992	4	112	409
Jim McLivaine, Marquette.....	7-1	1994	4	118	399
Stephane Lasme, Massachusetts.....	6-8	2007	4	118	399
Tim Perry, Temple.....	6-9	1988	4	130	392
D'or Fischer, Northwestern St. & West Virginia.....	6-11	2005	4	127	392
Jason Lawson, Villanova.....	6-11	1997	4	131	375
Pervis Ellison, Louisville.....	6-9	1989	4	136	374
Peter Aluma, Liberty.....	6-10	1997	4	119	366
Acie Earl, Iowa.....	6-10	1993	4	116	365

BLOCKED-SHOT AVERAGE
(Minimum 225 blocked shots)

Player, Team	Ht.	Last Season	Yrs.	G	Blk.	Avg.
Keith Closs, Central Conn. St.....	7-2	1996	2	54	317	5.87
Adonal Foyle, Colgate.....	6-10	1997	3	87	492	5.66
David Robinson, Navy.....	6-11	1987	2	67	351	5.24
Wojciech Mydra, La.-Monroe.....	7-2	2002	4	115	535	4.65
Shaquille O'Neal, LSU.....	7-1	1992	3	90	412	4.58
Troy Murphy, Notre Dame.....	6-9	2001	3	94	425	4.52
Jerome James, Florida A&M.....	7-1	1998	3	81	363	4.48
Deng Gai, Fairfield.....	6-9	2005	4	100	442	4.42
Emeka Okafor, Connecticut.....	6-9	2004	3	103	441	4.28
Justin Williams, Wyoming.....	6-10	2006	2	58	244	4.21
Justin Rowe, Maine.....	7-0	2003	2	55	226	4.11
Tarvis Williams, Hampton.....	6-9	2001	4	114	452	3.96
Lorenzo Coleman, Tennessee Tech.....	7-1	1997	4	113	437	3.87
Theo Ratliff, Wyoming.....	6-10	1995	4	111	425	3.83
Alonzo Mourning, Georgetown.....	6-10	1992	4	120	453	3.78
Tim Duncan, Wake Forest.....	6-11	1997	4	128	481	3.76
Calvin Booth, Penn St.....	6-11	1999	4	114	428	3.75
Lorenzo Williams, Stetson.....	6-9	1991	2	63	234	3.71
Dikembe Mutombo, Georgetown.....	7-2	1991	3	96	354	3.69
Marcus Camby, Massachusetts.....	6-11	1996	3	92	336	3.65
Kevin Roberson, Vermont.....	6-7	1992	4	112	409	3.65
Rodney Blake, St. Joseph's.....	6-8	1988	4	116	419	3.61
Ken Johnson, Ohio St.....	6-11	2001	4	127	444	3.50
Etan Thomas, Syracuse.....	6-9	2000	4	122	424	3.48
Kelvin Cato, South Ala. & Iowa St.....	6-11	1997	3	79	274	3.47

STEALS

Player, Team	Ht.	Last Season	Yrs.	G	Stl.
John Linehan, Providence.....	5-9	2002	5	122	385
Eric Murdock, Providence.....	6-2	1991	4	117	376
Pepe Sanchez, Temple.....	6-0	2000	4	116	365
Cookie Belcher, Nebraska.....	6-4	2001	5	131	353
Kevin Braswell, Georgetown.....	6-2	2002	4	128	349
Bonzi Wells, Ball St.....	6-5	1998	4	116	347
Obie Trotter, Alabama A&M.....	6-1	2006	4	114	346
Gerald Walker, San Francisco.....	6-1	1996	4	111	344
Johnny Rhodes, Maryland.....	6-6	1996	4	122	344
Michael Anderson, Drexel.....	5-11	1988	4	115	341
Kenny Robertson, Cleveland St.....	6-0	1990	4	119	341
Keith Jennings, East Tenn. St.....	5-7	1991	4	127	334
Juan Dixon, Maryland.....	6-3	2002	4	141	333
Desmond Cambridge, Alabama A&M.....	6-1	2002	3	84	330
Greg Anthony, Portland & UNLV.....	6-1	1991	4	138	329
Jason Hart, Syracuse.....	6-3	2000	4	132	329
Chris Corchiani, North Carolina St.....	6-1	1991	4	124	328
Marques Green, St. Bonaventure.....	5-7	2004	4	112	325
Gary Payton, Oregon St.....	6-2	1990	4	120	321
Chris Garner, Memphis.....	5-10	1997	4	123	321
Tim Winn, St. Bonaventure.....	5-10	2000	4	108	319
Mark Woods, Wright St.....	6-1	1993	4	113	314
Pointer Williams, Tulane & McNeese St.....	6-0	1996	4	115	314

Player, Team	Ht.	Last Season	Yrs.	G	Stl.
Tim Smith, East Tenn. St.....	5-9	2006	4	114	313
Scott Burrell, Connecticut.....	6-7	1993	4	119	310
Clarence Ceasar, LSU.....	6-7	1995	4	112	310
Shawnta Rogers, George Washington.....	5-4	1999	4	114	310

STEAL AVERAGE
(Minimum 225 steals)

Player, Team	Ht.	Last Season	Yrs.	G	Stl.	Avg.
Desmond Cambridge, Alabama A&M.....	6-1	2002	3	84	330	3.93
Mookie Blaylock, Oklahoma.....	6-0	1989	2	74	281	3.80
Ronn McMahon, Eastern Wash.....	5-9	1990	3	64	225	3.52
Eric Murdock, Providence.....	6-2	1991	4	117	376	3.21
Van Usher, Tennessee Tech.....	6-0	1992	3	85	270	3.18
John Linehan, Providence.....	5-9	2002	5	122	385	3.16
Pepe Sanchez, Temple.....	6-0	2000	4	116	365	3.15
Gerald Walker, San Francisco.....	6-1	1996	4	111	344	3.10
Obie Trotter, Alabama A&M.....	6-1	2006	4	114	346	3.04
Bonzi Wells, Ball St.....	6-5	1998	4	116	347	2.99
Michael Anderson, Drexel.....	5-11	1988	4	115	341	2.97
Tim Winn, St. Bonaventure.....	5-10	2000	4	108	319	2.95
Haywoode Workman, Oral Roberts.....	6-3	1989	3	85	250	2.94
Shawn Griggs, LSU & La.-Lafayette.....	6-6	1994	3	89	260	2.92
Marques Green, St. Bonaventure.....	5-7	2004	4	112	325	2.90
Morris Scott, Florida A&M.....	6-0	2001	4	87	252	2.90
Kenny Robertson, Cleveland St.....	6-0	1990	4	119	341	2.87
Jason Rowe, Loyola (Md.).....	5-10	2000	4	95	272	2.86
Darnell Mee, Western Ky.....	6-3	1993	3	91	259	2.85
Pat Baldwin, Northwestern.....	6-1	1994	4	96	272	2.83
Johnny Rhodes, Maryland.....	6-6	1996	4	122	344	2.82
Mark Woods, Wright St.....	6-1	1993	4	113	314	2.78
Clarence Ceasar, LSU.....	6-7	1995	4	112	310	2.77
Louis Ford, Howard.....	5-6	2006	4	86	238	2.77
Aldwin Ware, Florida A&M.....	6-2	1988	4	110	301	2.74

2,000 POINTS & 1,000 REBOUNDS

Player, Team	Ht.	Last Season	Yrs.	G	Pts.	Reb.
Lionel Simmons, La Salle.....	6-7	1990	4	131	3,217	1,429
Harry Kelly, Texas Southern.....	6-7	1983	4	110	3,066	1,085
Oscar Robertson, Cincinnati.....	6-5	1960	3	88	2,973	1,338
Danny Manning, Kansas.....	6-10	1988	4	147	2,951	1,187
Elvin Hayes, Houston.....	6-8	1968	3	93	2,884	1,602
Larry Bird, Indiana St.....	6-9	1979	3	94	2,850	1,247
Hank Gathers, Southern California & Loyola Marymount.....	6-7	1990	4	117	2,723	1,128
Daren Queenan, Lehigh.....	6-5	1988	4	118	2,703	1,013
David Robinson, Navy.....	7-1	1987	4	127	2,669	1,314
Wayman Tisdale, Oklahoma.....	6-9	1985	3	104	2,661	1,048
Michael Brooks, La Salle.....	6-7	1980	4	114	2,628	1,372
Dickie Hemric, Wake Forest.....	6-6	1955	4	104	2,587	1,802
Calvin Natt, La.-Monroe.....	6-5	1979	4	108	2,581	1,285
Keith Van Horn, Utah.....	6-9	1997	4	122	2,542	1,074
Willie Jackson, Centenary (La.).....	6-6	1984	4	114	2,535	1,013
Caleb Green, Oral Roberts.....	6-8	2007	4	128	2,503	1,189
Bill Bradley, Princeton.....	6-5	1965	3	83	2,503	1,008
Elgin Baylor, Albertson & Seattle.....	6-6	1958	3	80	2,500	1,559
Nick Fazekas, Nevada.....	6-11	2007	4	131	2,464	1,254
Tom Gola, La Salle.....	6-6	1955	4	118	2,462	2,201
Christian Laettner, Duke.....	6-11	1992	4	148	2,460	1,149
Keith Lee, Memphis.....	6-11	1985	4	128	2,408	1,336
Phil Sellers, Rutgers.....	6-5	1976	4	114	2,399	1,115
Byron Houston, Oklahoma St.....	6-7	1992	4	127	2,379	1,190
Ron Harper, Miami (Ohio).....	6-6	1986	4	120	2,377	1,119
Bryant Reeves, Oklahoma St.....	7-0	1995	4	136	2,367	1,152
Craig Smith, Boston College.....	6-7	2006	4	130	2,349	1,114
Lew Alcindor, UCLA.....	7-2	1969	3	88	2,325	1,367
Mike Gminski, Duke.....	6-11	1980	4	122	2,323	1,242
Billy McGill, Utah.....	6-9	1962	3	86	2,321	1,106
Adam Keefe, Stanford.....	6-9	1992	4	125	2,319	1,119
Jerry West, West Virginia.....	6-3	1960	3	93	2,309	1,240
Tunji Awojobi, Boston U.....	6-5	1997	4	114	2,308	1,237
Jonathan Moore, Furman.....	6-8	1980	4	117	2,299	1,242
Rick Barry, Miami (Fla.).....	6-7	1965	3	77	2,298	1,274
Gary Winton, Army.....	6-5	1978	4	105	2,296	1,168
Kenneth Lyons, North Texas.....	6-7	1983	4	111	2,291	1,020
Tom Davis, Delaware St.....	6-6	1991	4	95	2,274	1,013
Nick Werkman, Seton Hall.....	6-3	1964	3	71	2,273	1,036
Jim McDaniels, Western Ky.....	7-0	1971	3	81	2,238	1,118
Joe Holup, George Washington.....	6-6	1956	4	104	2,226	2,030
Ralph Sampson, Virginia.....	7-4	1983	4	132	2,225	1,511
Juan Mendez, Niagara.....	6-7	2005	4	123	2,210	1,053

Player, Team	Ht.	Last Season	Yrs.	G	Pts.	Reb.
Patrick Ewing, Georgetown.....	7-0	1985	4	143	2,184	1,316
Doug Smith, Missouri.....	6-10	1991	4	128	2,184	1,054
Jenny Sanders, George Mason.....	6-5	1989	4	107	2,177	1,026
Joe Barry Carroll, Purdue.....	7-1	1980	4	123	2,175	1,148
Reggie King, Alabama.....	6-6	1979	4	118	2,168	1,279
Len Chappell, Wake Forest.....	6-8	1962	3	87	2,165	1,213
Danny Ferry, Duke.....	6-10	1989	4	143	2,155	1,003
Xavier McDaniel, Wichita St.....	6-7	1985	4	117	2,152	1,359
Derrick Coleman, Syracuse.....	6-9	1990	4	143	2,143	1,537
Joe Binion, N.C. A&T.....	6-8	1984	4	116	2,143	1,194
Pervis Ellison, Louisville.....	6-9	1989	4	136	2,143	1,149
Dan Issel, Kentucky.....	6-9	1970	3	83	2,138	1,078
Jesse Arnelles, Penn St.....	6-5	1955	4	102	2,138	1,238
Ryan Gomes, Providence.....	6-7	2005	4	116	2,138	1,028
Sam Perkins, North Carolina.....	6-10	1984	4	135	2,133	1,167
David West, Xavier.....	6-9	2003	4	126	2,132	1,309
Bob Elliott, Arizona.....	6-10	1977	4	114	2,131	1,083
Clarence Weatherspoon, Southern Miss.....	6-7	1992	4	117	2,130	1,320
Reggie Jackson, Nicholls St.....	6-6	1995	4	110	2,124	1,271
Greg Grant, Utah St.....	6-7	1986	4	115	2,124	1,003
John Wallace, Syracuse.....	6-8	1996	4	127	2,119	1,065
Tim Duncan, Wake Forest.....	6-11	1997	4	128	2,117	1,570
Odell Hodge, Old Dominion.....	6-9	1997	5	128	2,117	1,086
Bill Cartwright, San Francisco.....	6-11	1979	4	111	2,116	1,137
Bob Harstad, Creighton.....	6-6	1991	4	128	2,110	1,126
Gary Trent, Ohio.....	6-8	1995	3	93	2,108	1,050
Nick Collison, Kansas.....	6-9	2003	4	142	2,097	1,143
B.B. Davis, Lamar.....	6-8	1981	4	119	2,084	1,122
Durand Macklin, LSU.....	6-7	1981	5	123	2,080	1,276
Ralph Crosthwaite, Western Ky.....	6-9	1959	4	103	2,076	1,309
Hakim Warrick, Syracuse.....	6-8	2005	4	135	2,073	1,025
Sidney Green, UNLV.....	6-9	1983	4	119	2,069	1,276
Bob Lanier, St. Bonaventure.....	6-11	1970	3	75	2,067	1,180
Raef LaFrentz, Kansas.....	6-11	1998	4	131	2,066	1,186
Fred West, Texas Southern.....	6-9	1990	4	118	2,066	1,136
Sidney Moncrief, Arkansas.....	6-4	1979	4	122	2,066	1,015
Popeye Jones, Murray St.....	6-8	1992	4	123	2,057	1,374
Danya Abrams, Boston College.....	6-7	1997	4	122	2,053	1,029
Mark Acres, Oral Roberts.....	6-11	1985	4	110	2,038	1,051
Fred Hetzel, Davidson.....	6-8	1965	3	79	2,032	1,094
Bailey Howell, Mississippi St.....	6-7	1959	3	75	2,030	1,277
Malik Rose, Drexel.....	6-7	1996	4	120	2,024	1,514
Larry Krystkowiak, Montana.....	6-9	1986	4	120	2,017	1,105
Greg Kelsner, Michigan St.....	6-7	1979	4	115	2,014	1,092
Michael Harris, Rice.....	6-6	2005	4	121	2,014	1,111
Brandon Hunter, Ohio.....	6-7	2003	4	119	2,012	1,103
Herb Williams, Ohio St.....	6-10	1981	4	114	2,011	1,111
Stacey Augmon, UNLV.....	6-8	1991	4	145	2,011	1,005
Jeff Cohen, William & Mary.....	6-7	1961	4	103	2,003	1,679
Tyrone Hill, Xavier.....	6-9	1990	4	126	2,003	1,380
Alonzo Mourning, Georgetown.....	6-10	1992	4	120	2,001	1,032
Josh Grant, Utah.....	6-9	1993	5	131	2,000	1,066

TRIPLE-DOUBLES

Player, Team	Last Season	Yrs.	3B-2Bs
Michael Anderson, Drexel.....	1988	4	6
Shaquille O'Neal, LSU.....	1992	3	6
Brian Shaw, UC Santa Barbara.....	1988	2	5
Kevin Roberson, Vermont.....	1992	4	5
David Robinson, Navy.....	1987	4	4
Jason Kidd, California.....	1994	3	4
David Edwards, Texas A&M.....	1994	4	4
Adonal Foyle, Colgate.....	1997	3	4
Shawn James, Northeastern.....	2006	2	4
Stephane Lasme, Massachusetts.....	2007	4	4
Gerald Lewis, SMU.....	1993	4	3
Trenton Hassell, Austin Peay.....	2001	3	3
Wojciech Murda, La.-Monroe.....	2002	3	3
Andre Iguodala, Arizona.....	2004	3	3
Derrick Lewis, Maryland.....	1988	4	2
Luc Longley, New Mexico.....	1991	4	2
Dave Barnett, Fresno St.....	1991	2	2
Alonzo Mourning, Georgetown.....	1991	4	2
Stacey Augmon, UNLV.....	1991	4	2
Chris Mills, Kentucky & Arizona.....	1993	4	2
Anfernee Hardaway, Memphis.....	1993	3	2
Sharone Wright, Clemson.....	1994	3	2
Mark Davis, Texas Tech.....	1995	3	2
Keith Closs, Central Conn. St.....	1996	2	2
Roy Rogers, Alabama.....	1996	4	2
Brian Skinner, Baylor.....	1998	4	2

Player, Team	Last Season	Yrs.	3B-2Bs
Jerome James, Florida A&M.....	1998	4	2
Bonzi Wells, Ball St.....	1998	4	2
Kenyon Martin, Cincinnati.....	2000	4	2
Loren Woods, Arizona.....	2001	2	2
D'or Fischer, Northwestern St. & West Virginia.....	2005	4	2
Sean Kennedy, Marist.....	2002	4	2
Luke Jackson, Oregon.....	2004	4	2
David Harrison, Colorado.....	2004	3	2
Damitrius Coleman, Mercer & Bethune-Cookman.....	2007	2	2
Dominic McGuire, California & Fresno St.....	2007	3	2

DOUBLE-DOUBLES

Player, Team	Last Season	Yrs.	2B-2Bs
Tim Duncan, Wake Forest.....	1997	4	87
Ralph Sampson, Virginia.....	1983	4	84
Derrick Coleman, Syracuse.....	1990	4	83
Malik Rose, Drexel.....	1996	4	80
Oscar Robertson, Cincinnati.....	1960	3	79
Jerry Lucas, Ohio St.....	1962	3	78
Mel Counts, Oregon St.....	1964	3	78
Lew Alcindor, UCLA.....	1969	3	78
Keith Lee, Memphis.....	1985	4	74
David Robinson, Navy.....	1987	4	73
Don May, Dayton.....	1968	3	72
Bill Walton, UCLA.....	1974	3	72
Paul Silas, Creighton.....	1964	3	71
Gary Winton, Army.....	1978	4	71
Hank Finkel, Dayton.....	1966	3	69
Larry Bird, Indiana St.....	1979	3	68
David West, Xavier.....	2003	4	68
Bob Stephens, Drexel.....	1979	4	67
Tyrone Hill, Xavier.....	1990	4	67
Len Chappell, Wake Forest.....	1962	3	66
Jim Haderlein, Loyola Marymount.....	1971	3	66
Sam Clancy, Pittsburgh.....	1981	4	66
Dan Issel, Kentucky.....	1970	3	64
Mike Gminski, Duke.....	1980	3	63
Jack Twyman, Cincinnati.....	1955	4	62
Dave Cowens, Florida St.....	1970	3	62

CONSECUTIVE DOUBLE-DOUBLES

Player, Team	Dates	2B-2Bs
Billy Cunningham, North Carolina.....	Dec. 5, 1962-Feb. 22, 1964	40
#Jerry Lucas, Ohio St.....	Jan. 23, 1960-Mar. 11, 1961	38
Oscar Robertson, Cincinnati.....	Dec. 31, 1958-Jan. 2, 1960	33
Mel Counts, Oregon St.....	Mar. 23, 1963-Mar. 10, 1964	30
Lew Alcindor, UCLA.....	Dec. 27, 1967-Dec. 6, 1968	28
Benoit Benjamin, Creighton.....	Mar. 15, 1984-Feb. 16, 1985	28
Artis Gilmore, Jacksonville.....	Feb. 18, 1970-Feb. 8 1971	27
Willie Naulls, UCLA.....	Dec. 2, 1955-Mar. 9, 1956	25
Jerry Lucas, Ohio St.....	Mar. 18, 1961-Feb. 24, 1962	24
Mike Lewis, Duke.....	Mar. 13, 1967-Feb. 20, 1968	21
Jack Twyman, Cincinnati.....	Dec. 17, 1953-Jan. 6, 1955	20
Jerry West, West Virginia.....	Jan. 5-Mar. 12, 1960	20
Jim Haderlein, Loyola Marymount.....	Feb. 21, 1969-Jan. 29, 1970	20
Steve Smith, Loyola Marymount.....	Jan. 4-Dec. 4, 1972	20
Dave Gunther, Iowa.....	Dec. 8, 1958-Feb. 21, 1959	19
Jerry West, West Virginia.....	Feb. 18-Dec. 29, 1959	17
Marvin Roberts, Utah St.....	Feb. 26, 1970-Jan. 14, 1971	17
Artis Gilmore, Jacksonville.....	Dec. 9, 1969-Feb. 13, 1970	17
Tim Duncan, Wake Forest.....	Nov. 24, 1996-Jan. 28, 1997	17
Len Chappell, Wake Forest..... 1962	16
Larry Bird, Indiana St.....Dec. 9-Feb. 6, 1979	16
Rickey Brown, Mississippi St.....Mar. 8, 1979-Jan. 17, 1980	16
Shaun Vandiver, Colorado.....Feb. 13-Dec. 12, 1990	16
Bill Walton, UCLA.....Dec. 10, 1971-Jan. 28, 1972	15
David Robinson, Navy.....Feb. 12-Nov. 29, 1986	15
Andre Moore, Loyola (Ill.).....Jan. 12-Feb. 23, 1987	15
Spencer Dunkley, Delaware.....Dec. 10, 1992-Feb. 6, 1993	15

#Missed the Jan. 9, 1961, game because of injury.

Note: Triple-Doubles and Double-Doubles include only statistics from points, rebounds (since 1951), assists (since 1984), blocked shots (since 1986) or steals (since 1986).

GAMES PLAYED

Player, Team	Last Season	Yrs.	G
Wayne Turner, Kentucky.....	1999	4	151
Christian Laettner, Duke.....	1992	4	148
Danny Manning, Kansas.....	1988	4	147
Greg Koubek, Duke.....	1991	4	147

Player, Team	Last Season	Yrs.	G	Player, Team	Last Season	Yrs.	G
Shane Battier, Duke.....	2001	4	146	Kirk Hinrich, Kansas.....	2003	4	141
Stacey Augmon, UNLV.....	1991	4	145	Chris Richard, Duke.....	2007	4	141
Jamaal Magliore, Kentucky.....	2000	4	145	Bobby Hurley, Duke.....	1993	4	140
Chris Duhon, Duke.....	2004	4	144	Kevin Freeman, Connecticut.....	2000	4	140
Patrick Ewing, Georgetown.....	1985	4	143	Charlie Bell, Michigan St.	2001	4	140
Danny Ferry, Duke.....	1989	4	143	Ralph Beard, Kentucky.....	1949	4	139
Derrick Coleman, Syracuse.....	1990	4	143	Lee Mayberry, Arkansas.....	1992	4	139
Jared Prickett, Kentucky.....	1997	4	143	Kevin Pritchard, Kansas.....	1990	4	139
Ryan Robertson, Kansas.....	1999	4	142	Ademola Okulaja, North Carolina.....	1999	4	139
Nick Collison, Kansas.....	2003	4	142	Eric Chenowith, Kansas.....	2001	4	139
Brian Davis, Duke.....	1992	4	141	Dante Swanson, Tulsa.....	2003	4	139
Thomas Hill, Duke.....	1993	4	141	J.J. Redick, Duke.....	2006	4	139
Anthony Epps, Kentucky.....	1997	4	141	Shelden Williams, Duke.....	2006	4	139
Brendan Haywood, North Carolina.....	2001	4	141	Tony Young, Southern Ill.	2007	4	139
Juan Dixon, Maryland.....	2002	4	141				

Top 10 Individual Scoring Leaders

Year-by-Year Top 10

1948				1952				1956			
Rk.	Player, School	G	Pts. Avg.	Rk.	Player, School	G	Pts. Avg.	Rk.	Player, School	G	Pts. Avg.
1.	Murray Wier, Iowa.....	19	399 21.0	1.	Clyde Lovellette, Kansas.....	28	795 28.4	1.	Darrel Floyd, Furman.....	28	946 33.8
2.	Tony Lavelli, Yale.....	27	554 20.5	2.	Dick Groat, Duke.....	30	780 26.0	2.	Robin Freeman, Ohio St.....	22	723 32.9
3.	Frank Kudelka, St. Mary's.....	24	489 20.4	3.	Bob Pettit, LSU.....	24	612 25.5	3.	Dan Swartz, Morehead St.....	29	828 28.6
4.	Ernie Vandeweghe, Colgate.....	19	385 20.3	4.	Chuck Darling, Iowa.....	22	561 25.5	4.	Tom Heinsohn, Holy Cross.....	27	740 27.4
5.	Hal Haskins, Hamline.....	31	605 19.5	5.	Frank Selvy, Furman.....	24	591 24.6	5.	Julius McCoy, Michigan St.....	22	600 27.3
6.	George Kok, Arkansas.....	24	469 19.5	6.	Mark Workman, West Virginia.....	25	577 23.1	6.	Len Rosenbluth, No. Carolina.....	23	614 26.7
7.	Jim McIntyre, Minnesota.....	19	360 18.9	7.	Dick Retherford, Baldwin-Wallace.....	21	457 21.8	7.	Rod Hundley, West Virginia.....	30	798 26.6
8.	William Hatchett, Rutgers.....	11	201 18.3	8.	Dickie Hemric, Wake Forest.....	29	629 21.7	8.	Raymond Downs, Texas.....	22	580 26.4
9.	Gene Berce, Marquette.....	22	390 17.7	9.	Cliff Hagan, Kentucky.....	32	692 21.6	9.	Jim Ray, Toledo.....	22	563 25.6
10.	Duane Klueh, Indiana St.....	34	597 17.6	10.	John Clune, Navy.....	23	487 21.2	10.	Roger Sigler, LSU.....	20	501 25.1
1949				1953				1957			
Rk.	Player, School	G	Pts. Avg.	Rk.	Player, School	G	Pts. Avg.	Rk.	Player, School	G	Pts. Avg.
1.	Tony Lavelli, Yale.....	30	671 22.4	1.	Frank Selvy, Furman.....	25	738 29.5	1.	Grady Wallace, South Carolina.....	29	906 31.2
2.	Paul Arizin, Villanova.....	27	594 22.0	2.	Larry Hennessey, Villanova.....	15	438 29.2	2.	Joe Gibbon, Mississippi.....	21	631 30.0
3.	Chet Giermak, William & Mary.....	34	740 21.8	3.	Johnny O'Brien, Seattle.....	31	884 28.5	3.	Elgin Baylor, Seattle.....	25	743 29.7
4.	George Senesky, St. Joseph's.....	23	483 21.0	4.	Walter Dukes, Seton Hall.....	33	861 26.1	4.	Wilt Chamberlain, Kansas.....	27	800 29.6
5.	Ernie Vandeweghe, Colgate.....	19	397 20.9	5.	Ernie Beck, Penn.....	26	673 25.9	5.	Chet Forte, Columbia.....	24	694 28.9
6.	Alex Groza, Kentucky.....	34	698 20.5	6.	Bob Houbregs, Washington.....	31	800 25.8	6.	Jim Ashmore, Mississippi St.....	24	708 28.3
7.	Billy Goodwin, Rhode Island.....	22	433 19.7	7.	Don Schlundt, Indiana.....	26	661 25.4	7.	Lennie Rosenbluth, North Carolina.....	32	895 28.0
8.	Joe Noertker, Virginia.....	23	442 19.2	8.	Dickie Hemric, Wake Forest.....	25	623 24.9	8.	Bill Ebben, Detroit.....	26	724 27.8
9.	Vince Boryla, Denver.....	33	624 18.9	9.	George Dalton, John Carroll.....	27	669 24.8	9.	Bailey Howell, Mississippi St.....	25	647 25.9
10.	Fred Schaus, West Virginia.....	24	442 18.4	10.	Bob Pettit, LSU.....	21	519 24.7	10.	Archie Dees, Indiana.....	22	550 25.0
1950				1954				1958			
Rk.	Player, School	G	Pts. Avg.	Rk.	Player, School	G	Pts. Avg.	Rk.	Player, School	G	Pts. Avg.
1.	Paul Arizin, Villanova.....	29	735 25.3	1.	Frank Selvy, Furman.....	29	1,209 41.7	1.	Oscar Robertson, Cincinnati.....	28	984 35.1
2.	George Senesky, St. Joseph's.....	24	537 22.4	2.	Bob Pettit, LSU.....	25	785 31.4	2.	Elgin Baylor, Seattle.....	29	943 32.5
3.	Sherm White, Long Island.....	25	551 22.0	3.	Buzz Wilkinson, Virginia.....	27	814 30.1	3.	Wilt Chamberlain, Kansas.....	21	633 30.1
4.	Clyde Lovellette, Kansas.....	25	545 21.8	4.	Arney Short, Oklahoma City.....	25	696 27.8	4.	Bailey Howell, Mississippi St.....	25	695 27.8
5.	Bobby Lavoy, Western Ky.....	31	671 21.6	5.	Bob Schafer, Villanova.....	31	836 27.0	5.	Phil Murrell, Drake.....	25	668 26.7
6.	Dick Schnittker, Ohio St.....	22	469 21.3	6.	Walt Walowac, Marshall.....	21	548 26.1	6.	King Coleman, Ky. Wesleyan.....	24	639 26.6
7.	Chet Giermak, William & Mary.....	31	646 20.8	7.	Tom Marshall, Western Ky.....	32	829 25.9	7.	Don Hennon, Pittsburgh.....	25	651 26.0
8.	Jay Handlan, Wash. & Lee.....	20	406 20.3	8.	John Kerr, Illinois.....	22	556 25.3	8.	Hub Reed, Oklahoma City.....	26	666 25.6
9.	Bob Zawoluk, St. John's (N.Y.).....	29	588 20.3	9.	Al Bianchi, Bowling Green.....	24	600 25.0	9.	Archie Dees, Indiana.....	24	613 25.5
10.	Joe Noertker, Virginia.....	25	503 20.1	10.	Togo Palazzi, Holy Cross.....	27	670 24.8	10.	Dom Flora, Wash. & Lee.....	25	634 25.4
1951				1955				1959			
Rk.	Player, School	G	Pts. Avg.	Rk.	Player, School	G	Pts. Avg.	Rk.	Player, School	G	Pts. Avg.
1.	Bill Milkvy, Temple.....	25	731 29.2	1.	Darrel Floyd, Furman.....	25	897 35.9	1.	Oscar Robertson, Cincinnati.....	30	978 32.6
2.	Jay Handlan, Wash. & Lee.....	25	656 26.2	2.	Buzz Wilkinson, Virginia.....	28	898 32.1	2.	Leo Byrd, Marshall.....	24	704 29.3
3.	Mark Workman, West Virginia.....	27	705 26.1	3.	Robin Freeman, Ohio St.....	13	409 31.5	3.	Jim Hagan, Tennessee Tech.....	25	720 28.8
4.	Dick Groat, Duke.....	33	831 25.2	4.	Bill Yarborough, Clemson.....	23	651 28.3	4.	Bailey Howell, Miss. St.....	25	688 27.5
5.	Clyde Lovellette, Kansas.....	24	548 22.8	5.	Dick O'Neal, TCU.....	24	676 28.2	5.	Jerry West, West Virginia.....	34	903 26.6
6.	Fred Slaughter, South Carolina.....	25	569 22.8	6.	Dickie Hemric, Wake Forest.....	27	746 27.6	6.	Bob Ayersman, Virginia Tech.....	21	556 26.5
7.	Larry Hennessey, Villanova.....	32	703 22.0	7.	Bob Patterson, Tulsa.....	28	773 27.6	7.	Don Hennon, Pittsburgh.....	24	617 25.7
8.	Jim Ove, Valparaiso.....	22	469 21.3	8.	Johnny Mahoney, William & Mary.....	24	656 27.3	8.	Bob Boozer, Kansas St.....	27	691 25.6
9.	Bob Zawoluk, St. John's (N.Y.).....	31	654 21.1	9.	Denver Brackeen, Mississippi.....	22	599 27.2	9.	Tony Windis, Wyoming.....	19	463 24.4
10.	Sam Ranzino, North Carolina St.....	34	706 20.8	10.	Jesse Arnette, Penn St.....	28	731 26.1	10.	Tom Hawkins, Notre Dame.....	22	514 23.4

1960

Rk.	Player, School	G	Pts.	Avg.
1.	Oscar Robertson, Cincinnati	30	1,011	33.7
2.	Tom Stith, St. Bonaventure	26	819	31.5
3.	Jim Darrow, Bowling Green	24	705	29.4
4.	Jerry West, West Virginia	31	908	29.3
5.	Frank Burgess, Gonzaga	26	751	28.9
6.	Al Butler, Niagara	25	714	28.6
7.	Terry Dischinger, Purdue	23	605	26.3
8.	Jerry Lucas, Ohio St.	27	710	26.3
9.	Dave DeBusschere, Detroit	27	691	25.6
10.	Jim Mudd, North Texas	24	605	25.2

1961

Rk.	Player, School	G	Pts.	Avg.
1.	Frank Burgess, Gonzaga	26	842	32.4
2.	Tom Chilton, East Tennessee	24	771	32.1
3.	Tom Stith, St. Bonaventure	28	830	29.6
4.	Terry Dischinger, Purdue	23	648	28.2
5.	Billy McGill, Utah	31	862	27.8
6.	Len Chappell, Wake Forest	28	745	26.6
7.	Jack Foley, Holy Cross	26	688	26.5
8.	Chet Walker, Bradley	26	656	25.2
9.	Art Heyman, Duke	25	629	25.2
10.	Ronald Warner, Gettysburg	25	623	24.9

1962

Rk.	Player, School	G	Pts.	Avg.
1.	Bill McGill, Utah	26	1,009	38.8
2.	Jack Foley, Holy Cross	26	866	33.3
3.	Nick Werkman, Seton Hall	24	793	33.0
4.	Terry Dischinger, Purdue	24	726	30.3
5.	Len Chappell, Wake Forest	31	932	30.1
6.	Jimmy Rayl, Indiana	24	714	29.8
7.	Jerry Smith, Furman	27	728	27.0
8.	Dave DeBusschere, Detroit	26	696	26.8
9.	Bob Duffy, Colgate	23	611	26.6
10.	Chet Walker, Bradley	26	687	26.4

1963

Rk.	Player, School	G	Pts.	Avg.
1.	Nick Werkman, Seton Hall	22	650	29.5
2.	Berry Kramer, New York U.	23	675	29.3
3.	Bill Green, Colorado St.	23	649	28.2
4.	Gary Bradds, Ohio St.	24	672	28.0
5.	Bill Bradley, Princeton	25	682	27.3
6.	Flynn Robinson, Wyoming	26	682	26.2
7.	Eddie Miles, Seattle	27	697	25.8
8.	Jimmy Rayl, Indiana	24	608	25.8
9.	Art Heyman, Duke	30	747	24.9
10.	Art Crump, Idaho St.	24	595	24.8

1964

Rk.	Player, School	G	Pts.	Avg.
1.	Butch Kornives, Bowling Green	23	844	36.7
2.	Nick Werkman, Seton Hall	25	830	33.2
3.	Manny Newsome, Western Mich.	20	653	32.7
4.	Bill Bradley, Princeton	29	936	32.3
5.	Rick Barry, Miami (Fla.)	27	870	32.2
6.	Gary Bradds, Ohio St.	24	735	30.6
7.	Steve Thomas, Xavier	26	779	30.0
8.	John Austin, Boston College	21	614	29.2
9.	Jim Barnes, Texas Western	28	816	29.1
10.	Wayne Estes, Utah St.	29	821	28.3

1965

Rk.	Player, School	G	Pts.	Avg.
1.	Rick Barry, Miami (Fla.)	26	973	37.4
2.	Wayne Estes, Utah St.	19	641	33.7
3.	Bill Bradley, Princeton	29	885	30.5
4.	Dave Schellhase, Purdue	24	704	29.3
5.	Steve Thomas, Xavier	14	405	28.9
6.	Flynn Robinson, Wyoming	26	701	27.0
7.	John Austin, Boston College	25	673	26.9
8.	Fred Hetzel, Davidson	26	689	26.5
9.	John Beasley, Texas A&M	24	619	25.8
10.	Cazzie Russell, Michigan	27	694	25.7

1966

Rk.	Player, School	G	Pts.	Avg.
1.	Dave Schellhase, Purdue	24	781	32.5
2.	Dave Wagnon, Idaho St.	26	845	32.5
3.	Cazzie Russell, Michigan	26	800	30.8
4.	Jerry Chambers, Utah	31	892	28.8
5.	Dave Bing, Syracuse	28	794	28.4
6.	Tom Kerwin, Centenary (La.)	26	726	27.9
7.	Don Freeman, Illinois	24	668	27.8
8.	John Beasley, Texas A&M	24	668	27.8
9.	Bill Melchioni, Villanova	29	801	27.6
10.	Bob Lewis, North Carolina	27	740	27.4

1967

Rk.	Player, School	G	Pts.	Avg.
1.	Jimmy Walker, Providence	28	851	30.4
2.	Lew Alcindor, UCLA	30	870	29.0
3.	Mal Graham, New York U.	24	688	28.7
4.	Elvin Hayes, Houston	31	881	28.4
5.	Wes Bialosuknia, Connecticut	24	673	28.0
6.	Bob Lloyd, Rutgers	29	809	27.9
7.	Gary Gray, Oklahoma City	26	715	27.5
8.	Cliff Anderson, St. Joseph's	26	690	26.5
9.	Bob Verga, Duke	27	705	26.1
10.	Jim Tillman, Loyola (Ill.)	22	553	25.1

1968

Rk.	Player, School	G	Pts.	Avg.
1.	Pete Maravich, LSU	26	1,138	43.8
2.	Calvin Murphy, Niagara	24	916	38.2
3.	Elvin Hayes, Houston	33	1,214	36.8
4.	Rich Travis, Oklahoma City	27	808	29.9
5.	Bob Portman, Creighton	25	738	29.5
6.	Rick Mount, Purdue	24	683	28.5
7.	Bobby Joe Hill, West Texas St.	21	573	27.3
8.	Shaler Halimon, Utah St.	25	671	26.8
9.	Fred Foster, Miami (Ohio)	23	617	26.8
10.	Neal Walk, Florida	25	663	26.5

1969

Rk.	Player, School	G	Pts.	Avg.
1.	Pete Maravich, LSU	26	1,148	44.2
2.	Rick Mount, Purdue	28	932	33.3
3.	Calvin Murphy, Niagara	24	778	32.4
4.	Spencer Haywood, Detroit	22	699	31.8
5.	Bob Tallent, George Washington	25	723	28.9
6.	Marv Roberts, Utah St.	26	718	27.6
7.	Don Curnutt, Miami (Fla.)	24	661	27.5
8.	Bob Lanier, St. Bonaventure	24	654	27.3
9.	Rich Travis, Oklahoma City	27	729	27.0
10.	Rex Morgan, Jacksonville	23	613	26.7

1970

Rk.	Player, School	G	Pts.	Avg.
1.	Pete Maravich, LSU	31	1,381	44.5
2.	Austin Carr, Notre Dame	29	1,106	38.1
3.	Rick Mount, Purdue	20	708	35.4
4.	Dan Issel, Kentucky	28	948	33.9
5.	Willie Humes, Idaho St.	24	733	30.5
6.	Rich Yunkus, Georgia Tech	27	814	30.1
7.	Rudy Tomjanovich, Michigan	24	722	30.1
8.	Calvin Murphy, Niagara	29	854	29.4
9.	Dod Lanier, St. Bonaventure	26	757	29.1
10.	Ralph Simpson, Michigan St.	23	667	29.0

1971

Rk.	Player, School	G	Pts.	Avg.
1.	Johnny Neumann, Mississippi	23	923	40.1
2.	Austin Carr, Notre Dame	29	1,101	38.0
3.	Willie Humes, Idaho St.	24	777	32.4
4.	George McGinnis, Indiana	24	719	30.0
5.	Jim McDaniel, Western Ky.	30	878	29.3
6.	Rich Rinaldi, St. Peter's	24	687	28.6
7.	John Mengelt, Auburn	26	738	28.4
8.	Gene Phillips, SMU	26	737	28.3
9.	Cliff Meely, Colorado	26	729	28.0
10.	Wiley Brown, Iowa	24	662	27.6

1972

Rk.	Player, School	G	Pts.	Avg.
1.	Bo Lamar, La.-Lafayette	29	1,054	36.3
2.	Richie Fuqua, Oral Roberts	28	1,006	35.9
3.	Doug Collins, Illinois St.	26	847	32.6
4.	Wil Robertson, West Virginia	24	706	29.4
5.	Bird Averitt, Pepperdine	24	693	28.9
6.	John Williamson, New Mexico St.	25	678	27.1
7.	Greg Kohls, Syracuse	28	748	26.7
8.	Tony Miller, Florida	19	507	26.7
9.	Les Taylor, Murray St.	21	538	25.6
10.	Ted Martiniuk, St. Peter's	24	611	25.5

1973

Rk.	Player, School	G	Pts.	Avg.
1.	Bird Averitt, Pepperdine	25	848	33.9
2.	Ray Lewis, LSU	24	789	32.9
3.	Willie Biles, Tulsa	26	788	30.3
4.	Aron Stewart, Richmond	19	574	30.2
5.	Fly Williams, Austin Peay	29	854	29.4
6.	Bo Lamar, La.-Lafayette	28	808	28.9
7.	Ozie Edwards, Oklahoma City	27	767	28.4
8.	Martin Terry, Arkansas	26	735	28.3
9.	John Williamson, New Mexico St.	18	490	27.2
10.	Doug Collins, Illinois St.	25	650	26.0

1974

Rk.	Player, School	G	Pts.	Avg.
1.	Larry Fogle, Canisius	25	835	33.4
2.	Bruce King, Tex.-Pan American	22	681	31.0
3.	Fly Williams, Austin Peay	25	687	27.5
4.	Aaron Stewart, Richmond	25	663	26.5
5.	David Thompson, North Caro. St.	31	805	26.0
6.	Larry Bullington, Ball St.	26	664	25.5
7.	Frank Oleynick, Seattle	26	653	25.1
8.	James Outlaw, N.C. A&T	26	647	24.9
9.	Willie Biles, Tulsa	26	641	24.7
10.	John Shumate, Notre Dame	29	703	24.2

1975

Rk.	Player, School	G	Pts.	Avg.
1.	Bob McCurdy, Richmond	26	855	32.9
2.	Adrien Dantley, Notre Dame	29	883	30.4
3.	David Thompson, North Caro. St.	28	838	29.9
4.	Luther Burden, Utah	26	747	28.7
5.	Hercle Ivy, Iowa St.	26	737	28.3
6.	Mike Coleman, Southern Miss.	20	564	28.2
7.	Frank Oleynick, Seattle	26	709	27.3
8.	Don Scaife, Arkansas St.	25	678	27.1
9.	Marshall Rogers, Tex.-Pan Am.	22	588	26.7
10.	Alvan Adams, Oklahoma	26	691	26.6

1976

Rk.	Player, School	G	Pts.	Avg.
1.	Marshall Rogers, Tex.-Pan Am.	25	919	36.8
2.	Freeman Williams, Portland St.	27	834	30.9
3.	Terry Furlow, Michigan St.	27	793	29.4
4.	Adrian Dantley, Notre Dame	29	829	28.6
5.	Kenny Carr, North Carolina St.	30	798	26.6
6.	Lee Dixon, Hard-Simmons	27	707	26.2
7.	Tracy Tripucka, Lafayette	26	679	26.1
8.	Otis Birdsong, Houston	28	730	26.1
9.	Ernie Grunteld, Tennessee	27	683	25.3
10.	Willie Smith, Missouri	31	783	25.3

1977

Rk.	Player, School	G	Pts.	Avg.
1.	Freeman Williams, Portland St.	26	1,010	38.8
2.	Anthony Roberts, Oral Roberts	28	951	34.0
3.	Larry Bird, Indiana St.	28	918	32.8
4.	Otis Birdsong, Houston	36	1,090	30.3
5.	Rich Laurel, Hofstra	30	908	30.3
6.	Calvin Natt, La.-Monroe	27	782	29.0
7.	Mike McConathy, Louisiana Tech.	26	716	27.5
8.	Roger Phegley, Bradley	27	739	27.4
9.	Billy Reynolds, Northwestern St.	26	686	26.4
10.	Tony Hanson, Connecticut	27	702	26.0

1978

Rk.	Player, School	G	Pts.	Avg.
1.	Freeman Williams, Portland St.	27	969	35.9
2.	Larry Bird, Indiana St.	32	959	30.0
3.	Purvis Short, Jackson St.	22	650	29.5
4.	Oliver Mack, East Carolina	25	699	28.0
5.	Roger Phegley, Bradley	24	663	27.6
6.	Frankie Sanders, Southern U.	27	740	27.4
7.	Ron Carter, VMI	28	736	26.3
8.	John Gerdy, Davidson	26	670	25.8
9.	Michael Brooks, La Salle	28	696	24.9
10.	Mike Mitchell, Auburn	27	671	24.9

1979

Rk.	Player, School	G	Pts.	Avg.
1.	Lawrence Butler, Idaho St.	27	812	30.1
2.	Larry Bird, Indiana St.	34	973	28.6
3.	Nick Galis, Seton Hall	27	743	27.5
4.	James Tillman, Eastern Ky.	29	780	26.9
5.	Paul Dawkins, Northern Ill.	26	695	26.7
6.	John Gerdy, Davidson	27	721	26.7
7.	Ernie Hill, Oklahoma City	29	771	26.6
8.	John Stroud, Mississippi	27	709	26.3
9.	John Manning, North Texas	27	699	25.9
10.	Steve Stielper, James Madison	26	668	25.7

1980

Rk.	Player, School	G	Pts.	Avg.
1.	Tony Murphy, Southern	29	932	32.1
2.	Lewis Lloyd, Drake	27	815	30.2
3.	Harry Kelly, Texas Southern	26	753	29.0
4.	Kenny Page, New Mexico	28	784	28.0
5.	James Tillman, Eastern Ky.	27	734	27.2
6.	Earl Belcher, St. Bonaventure	24	646	26.9
7.	Russel Bowers, American	27	726	26.9
8.	Carl Nicks, Indiana St.	27	723	26.8
9.	Mark Aguirre, DePaul	28	749	26.8
10.	Andrew Toney, La.-Lafayette	24	627	26.1

1981

Rk.	Player, School	G	Pts.	Avg.
1.	Zam Fredrick, South Carolina	27	781	28.9
2.	Mike Ferrara, Colgate	27	772	28.6
3.	Kevin Magee, UC Irvine	27	743	27.5
4.	Lewis Lloyd, Drake	29	762	26.3
5.	Rob Williams, Houston	30	749	25.0
6.	Rubin Jackson, Oklahoma City	29	719	24.8
7.	Frank Edwards, Cleveland St.	27	664	24.6
8.	Earl Belcher, St. Bonaventure	26	637	24.5
9.	Danny Ainge, BYU	32	787	24.4
10.	Mike McGee, Michigan	30	732	24.4

1982

Rk.	Player, School	G	Pts.	Avg.
1.	Harry Kelly, Texas Southern	29	862	29.7
2.	Ricky Pierce, Rice	30	805	26.8
3.	Dan Callandrillo, Seton Hall	27	698	25.9
4.	Kevin Magee, UC Irvine	29	732	25.2
5.	Quintin Dailey, San Francisco	30	755	25.2
6.	Willie Jackson, Centenary (La.)	29	693	23.9
7.	Mitchell Wiggins, Florida St.	22	523	23.8
8.	Perry Moss, Northeastern	30	710	23.7
9.	Melvin McLaughlin, Central Mich.	25	581	23.2
10.	Joe Jakubick, Akron	26	594	22.8

1983

Rk.	Player, School	G	Pts.	Avg.
1.	Harry Kelly, Texas Southern	29	835	28.8
2.	Jeff Malone, Mississippi St.	29	777	26.8
3.	Carlos Yates, George Mason	27	723	26.8
4.	Charlie Bradley, South Florida	32	855	26.7
5.	Joe Jakubick, Akron	29	774	26.7
6.	Greg Goorjian, Loyola Marymount	23	601	26.1
7.	Alfredrick Hughes, Loyola (Ill.)	29	744	25.7
8.	Wayman Tisdale, Oklahoma	33	810	24.5
9.	Kenneth Lyons, North Texas St.	30	728	24.3
10.	Willie Jackson, Centenary (La.)	29	697	24.0

1984

Rk.	Player, School	G	Pts.	Avg.
1.	Joe Jakubick, Akron	27	814	30.1
2.	Lewis Jackson, Alabama St.	28	812	29.0
3.	Devin Durrant, BYU	31	866	27.9
4.	Alfredrick Hughes, Loyola (Ill.)	29	800	27.6
5.	Wayman Tisdale, Oklahoma	34	919	27.0
6.	Joe Dumars, McNeese St.	31	817	26.4
7.	Brett Crawford, U.S. Int'l	25	614	24.6
8.	Michael Cage, San Diego St.	28	686	24.5
9.	Steve Burt, Iona	31	749	24.2
10.	Leon Wood, Cal. St.-Fullerton	30	719	24.0

1985

Rk.	Player, School	G	Pts.	Avg.
1.	Xavier McDaniel, Wichita St.	31	844	27.2
2.	Alfredrick Hughes, Loyola (Ill.)	33	868	26.3
3.	Dan Palombizio, Ball St.	29	762	26.3
4.	Joe Dumars, McNeese St.	27	697	25.8
5.	Terry Catledge, South Ala.	28	718	25.6
6.	Derrick Gervin, Tex.-San Antonio	28	718	25.6
7.	Wayman Tisdale, Oklahoma	37	932	25.2
8.	Keith Smith, Loyola Marymount	27	678	25.1
9.	Sam Mitchell, Mercer	31	774	25.0
10.	Ron Harper, Miami (Ohio)	31	772	24.9

1986

Rk.	Player, School	G	Pts.	Avg.
1.	Terrance Bailey, Wagner	29	854	29.4
2.	Scott Skiles, Michigan St.	31	850	27.4
3.	Joe Yezback, U.S. Int'l	28	755	27.0
4.	Reggie Miller, UCLA	29	750	25.9
5.	Ron Harper, Miami (Ohio)	31	757	24.4
6.	Dell Curry, Virginia Tech	30	722	24.1
7.	Reggie Lewis, Northeastern	30	714	23.8
8.	Len Bias, Maryland	32	743	23.2
9.	Frank Ross, American	28	645	23.0
10.	Walter Berry, St. John's (N.Y.)	36	828	23.0

1987

Rk.	Player, School	G	Pts.	Avg.
1.	Kevin Houston, Army	29	953	32.9
2.	Dennis Hopson, Ohio St.	33	958	29.0
3.	Dave Robinson, Navy	32	903	28.2
4.	Terrance Bailey, Wagner	28	788	28.1
5.	Hersey Hawkins, Bradley	29	788	28.1
6.	Darrin Fitzgerald, Butler	28	734	26.2
7.	Gay Elmore, VMI	28	713	25.5
8.	Frank Ross, American	27	683	25.3
9.	Daren Queenan, Lehigh	29	720	24.8
10.	Byron Larkin, Xavier	32	792	24.7

1988

Rk.	Player, School	G	Pts.	Avg.
1.	Hershey Hawkins, Bradley	31	1,125	36.3
2.	Daren Queenan, Lehigh	31	882	28.5
3.	Anthony Mason, Tennessee St.	28	783	28.0
4.	Gerald Hayward, Loyola (Ill.)	29	756	26.1
5.	Jeff Martin, Murray St.	31	806	26.0
6.	Marty Simmons, Evansville	29	750	25.9
7.	Steve Middleton, Southern Ill.	28	711	25.4
8.	Jeff Grayer, Iowa St.	32	811	25.3
9.	Byron Larkin, Xavier	30	758	25.3
10.	Skip Henderson, Marshall	32	804	25.1

1989

Rk.	Player, School	G	Pts.	Avg.
1.	Hank Gathers, Loyola Marymount	31	1,015	32.7
2.	Chris Jackson, Louisiana St.	32	965	30.2
3.	Lionel Simmons, La Salle	32	908	28.4
4.	Gerald Glass, Mississippi	30	841	28.0
5.	Blue Edwards, East Caro.	29	773	26.7
6.	Raymond Dudley, Air Force	28	746	26.6
7.	Bimbo Coles, Virginia Tech	27	717	26.6
8.	Michael Smith, BYU	29	765	26.4
9.	Stacey King, Oklahoma	33	859	26.0
10.	John Taft, Marshall	27	701	26.0

1990

Rk.	Player, School	G	Pts.	Avg.
1.	Bo Kimble, Loyola Marymount	32	1,131	35.3
2.	Kevin Bradshaw, U.S. Int'l	28	875	31.3
3.	Dave Jamerson, Ohio	28	874	31.2
4.	Alphonzo Ford, Miss. Val.	27	808	29.9
5.	Steve Rogers, Alabama St.	28	831	29.7
6.	Hank Gathers, Loyola Marymount	26	754	29.0
7.	Darryl Brooks, Tennessee St.	24	690	28.8
8.	Chris Jackson, LSU	32	889	27.8
9.	Dennis Scott, Georgia Tech	35	970	27.7
10.	Mark Stevenson, Duquesne	29	788	27.2

1991

Rk.	Player, School	G	Pts.	Avg.
1.	Kevin Bradshaw, U.S. Int'l	28	1,054	37.6
2.	Alphonso Ford, Miss. Valley	28	915	32.7
3.	Von McDade, Milwaukee	28	830	29.6
4.	Steve Rogers, Alabama St.	29	852	29.4
5.	Terrell Lowery, Loyola Marymount	31	884	28.5
6.	Bibby Phills, Southern U.	28	795	28.4
7.	Shaquille O'Neal, LSU	28	774	27.6
8.	John Taft, Marshall	28	764	27.3
9.	Rodney Monroe, North Caro. St.	31	836	27.0
10.	Terrell Brandon, Oregon	28	745	26.6

1992

Rk.	Player, School	G	Pts.	Avg.
1.	Brett Roberts, Morehead St.	29	815	28.1
2.	Vin Baker, Hartford	27	745	27.6
3.	Alphonso Ford, Mississippi Val.	26	714	27.5
4.	Randy Woods, La Salle	31	847	27.3
5.	Steve Rogers, Alabama St.	28	764	27.3
6.	Walt Williams, Maryland	29	776	26.8
7.	Harold Miner, Southern California	30	789	26.3
8.	Terrell Lowery, Loyola Marymount	26	675	26.0
9.	Reggie Cunningham, Beth.-Cook	29	744	25.7
10.	Parrish Casebier, Evansville	25	634	25.4

1993

Rk.	Player, School	G	Pts.	Avg.
1.	Greg Guy, Tex.-Pan American	19	556	29.3
2.	J.R. Rider, UNLV	28	814	29.1
3.	John Best, Tennessee Tech	28	799	28.5
4.	Vin Baker, Hartford	28	792	28.3
5.	Lindsey Hunter, Jackson St.	34	907	26.7
6.	Alphonzo Ford, Mississippi Val.	28	728	26.0
7.	Bill Edwards, Wright St.	30	757	25.2
8.	Billy Ross, Appalachian St.	28	683	24.4
9.	Glenn Robinson, Purdue	28	676	24.1
10.	Kenneth Sykes, Grambling	27	644	23.9

1994

Rk.	Player, School	G	Pts.	Avg.
1.	Glenn Robinson, Purdue	34	1,030	30.3
2.	Rob Feaster, Holy Cross	28	785	28.0
3.	Jervahughn Scales, Southern U.	27	733	27.1
4.	Frankie King, Western Caro.	28	752	26.9
5.	Tucker Neale, Colgate	29	771	26.6
6.	Eddie Benton, Vermont	26	687	26.4
7.	Doremus Bennerman, Siena	33	858	26.0
8.	Tony Dumas, UMKC	29	753	26.0
9.	Otis Jones, Air Force	26	663	25.5
10.	Izett Buchanan, Marist	27	685	25.4

1995

Rk.	Player, School	G	Pts.	Avg.
1.	Kurt Thomas, TCU	27	781	28.9
2.	Frankie King, Western Caro.	28	743	26.5
3.	Kenny Sykes, Grambling	26	684	26.3
4.	Sherell Ford, Ill.-Chicago	27	707	26.2
5.	Tim Roberts, Southern U.	26	680	26.2
6.	Kareem Townes, La Salle	27	699	25.9
7.	Joe Griffin, Long Island	28	723	25.8
8.	Shawn Respert, Michigan St.	28	716	25.6
9.	Rob Feaster, Holy Cross	27	672	24.9
10.	Shannon Smith, Wis.-Milw.	27	661	24.5

1996

Rk.	Player, School	G	Pts.	Avg.
1.	Kevin Granger, Texas Southern.....	24	648	27.0
2.	Marcus Brown, Murray St.....	29	767	26.4
3.	Bubba Wells, Austin Peay.....	30	789	26.3
4.	JaFonde Williams, Hampton.....	26	669	25.7
5.	Bonzi Wells, Ball St.....	28	712	25.4
6.	Anquell McCollum, Western Caro.....	30	751	25.0
7.	Allen Iverson, Georgetown.....	37	926	25.0
8.	Eddie Benton, Vermont.....	26	636	24.5
9.	Matt Alosa, New Hampshire.....	26	624	24.0
10.	Ray Allen, Connecticut.....	35	818	23.4

1997

Rk.	Player, School	G	Pts.	Avg.
1.	Charles Jones, Long Island.....	30	903	30.1
2.	Ed Gray, California.....	26	644	24.8
3.	Adonal Foyle, Colgate.....	28	682	24.4
4.	Raymond Tutt, UC Santa Barbara.....	27	649	24.0
5.	Antonio Daniels, Bowling Green.....	32	767	24.0
6.	Donnie Carr, La Salle.....	27	646	23.9
7.	Oliver Saint-Jean, San Jose St.....	26	619	23.8
8.	James Cotton, Long Beach St.....	27	634	23.5
9.	Roderick Blakney, South Caro. St.....	28	655	23.4
10.	Cory Carr, Texas Tech.....	28	646	23.1

1998

Rk.	Player, School	G	Pts.	Avg.
1.	Charles Jones, Long Island.....	30	869	29.0
2.	Earl Boykins, Eastern Mich.....	29	746	25.7
3.	Lee Nailon, TCU.....	32	796	24.9
4.	Brett Eppheimer, Lehigh.....	27	667	24.7
5.	Cory Carr, Texas Tech.....	27	628	23.3
6.	Pat Garrity, Notre Dame.....	27	627	23.2
7.	Mike Powell, Loyola (Md.).....	28	647	23.1
8.	Bonzi Wells, Ball St.....	29	662	22.8
9.	Xavier Singletary, Howard.....	23	514	22.3
10.	Michael Olowokandi, Pacific.....	33	734	22.2

1999

Rk.	Player, School	G	Pts.	Avg.
1.	Alvin Young, Niagara.....	29	728	25.1
2.	Ray Minlend, St. Francis (N.Y.).....	28	680	24.3
3.	Wally Szczerbiak, Miami (Ohio).....	32	775	24.2
4.	Brian Merriweather, Tex.-Pan Am.....	27	641	23.7
5.	Damian Woolfolk, Norfolk St.....	27	635	23.5
6.	Quincy Lewis, Minnesota.....	27	625	23.1
7.	Jason Hartman, Portland St.....	28	639	22.8
8.	Lee Nailon, TCU.....	31	707	22.8
9.	Maurice Evans, Wichita St.....	28	632	22.6
10.	Harold Arceneaux, Weber St.....	32	713	22.3

2000

Rk.	Player, School	G	Pts.	Avg.
1.	Courtney Alexander, Fresno St.....	27	669	24.8
2.	SirValiant Brown, Geo. Washington.....	30	738	24.6
3.	Ronnie McCollum, Centenary (La.).....	28	667	23.8
4.	Eddie House, Arizona St.....	32	736	23.0
5.	Harold Arceneaux, Weber St.....	28	644	23.0
6.	Rashad Phillips, Detroit.....	32	735	23.0
7.	Demond Stewart, Niagara.....	29	665	22.9
8.	Marcus Fizer, Iowa St.....	37	844	22.8
9.	Craig Claxton, Hofstra.....	31	706	22.8
10.	Troy Murphy, Notre Dame.....	37	839	22.7

2001

Rk.	Player, School	G	Pts.	Avg.
1.	Ronnie McCollum, Centenary (La.).....	27	787	29.1
2.	Kyle Hill, Eastern Ill.....	31	737	23.8
3.	DeWayne Jefferson, Miss. Val.....	27	637	23.6
4.	Tarise Bryson, Illinois St.....	30	685	22.8
5.	Henry Domercant, Eastern Ill.....	31	706	22.8
6.	Rahsad Phillips, Detroit.....	35	785	22.4
7.	Brandon Wolfram, UTEP.....	32	714	22.3
8.	Rasual Butler, La Salle.....	29	641	22.1
9.	Brandon Armstrong, Pepperdine.....	31	684	22.1
10.	Marvin O'Connor, St. Joseph's.....	32	706	22.1

2002

Rk.	Player, School	G	Pts.	Avg.
1.	Jason Conley, VMI.....	28	820	29.3
2.	Henry Domercant, Eastern Ill.....	31	817	26.4
3.	Mire Chatman, Tex.-Pan American.....	29	760	26.2
4.	Ernest Bremer, St. Bonaventure.....	30	738	24.6
5.	Melvin Ely, Fresno St.....	28	653	23.3
6.	Lynn Greer, Temple.....	31	719	23.2
7.	Nick Stapleton, Austin Peay.....	32	742	23.2
8.	Keith McLeod, Bowling Green.....	33	755	22.9
9.	Chris Davis, North Texas.....	29	653	22.5
10.	Ricky Minard, Morehead St.....	29	646	22.3

2003

Rk.	Player, School	G	Pts.	Avg.
1.	Ruben Douglas, New Mexico.....	28	783	28.0
2.	Henry Domercant, Eastern Ill.....	29	810	27.9
3.	Mike Helms, Oakland.....	28	752	26.9
4.	Michael Watson, UMKC.....	29	740	25.5
5.	Troy Bell, Boston College.....	31	781	25.2
6.	Keydren Clark, St. Peter's.....	29	722	24.9
7.	Luis Flores, Manhattan.....	30	739	24.6
8.	Chris Williams, Ball St.....	30	736	24.5
9.	Mike Sweetney, Georgetown.....	34	776	22.8
10.	Kevin Martin, Western Caro.....	24	546	22.8

2004

Rk.	Player, School	G	Pts.	Avg.
1.	Keydren Clark, St. Peter's.....	29	775	26.7
2.	Kevin Martin, Western Caro.....	27	673	24.9
3.	David Hawkins, Temple.....	29	709	24.4
4.	Taylor Coppenrath, Vermont.....	24	579	24.1
5.	Luis Flores, Manhattan.....	31	744	24.0
6.	Michael Watson, UMKC.....	29	680	23.4
7.	Mike Helms, Oakland.....	30	695	23.2
8.	Odell Bradley, IUPUI.....	29	671	23.1
9.	Ike Diogu, Arizona St.....	27	615	22.8
10.	Derrick Tarver, Akron.....	27	612	22.7

2005

Rk.	Player, School	G	Pts.	Avg.
1.	Keydren Clark, St. Peter's.....	28	721	25.8
2.	Taylor Coppenrath, Vermont.....	31	777	25.1
3.	Juan Mendez, Niagara.....	30	705	23.5
4.	Rob Monroe, Quinnipiac.....	26	589	22.7
5.	Bo McCalebb, New Orleans.....	30	679	22.6
6.	Ike Diogu, Arizona St.....	32	724	22.6
7.	Tim Smith, East Tenn. St.....	29	645	22.2
8.	Jose Juan Barea, Northeastern.....	30	665	22.2
9.	J.J. Redick, Duke.....	33	721	21.8
10.	Ryan Gomes, Providence.....	31	670	21.6

2006

Rk.	Player, School	G	Pts.	Avg.
1.	Adam Morrison, Gonzaga.....	33	926	28.1
2.	J.J. Redick, Duke.....	36	964	26.8
3.	Keydren Clark, St. Peter's.....	32	840	26.3
4.	Andre Collins, Loyola (Md.).....	28	731	26.1
5.	Brion Rush, Grambling.....	21	541	25.8
6.	Quincy Douby, Rutgers.....	33	839	25.4
7.	Steve Burt, Iona.....	31	780	25.2
8.	Rodney Stuckey, Eastern Wash.....	30	726	24.2
9.	Alan Daniels, Lamar.....	31	730	23.5
10.	Trey Johnson, Jackson St.....	32	751	23.5

2007

Rk.	Player, School	G	Pts.	Avg.
1.	Reggie Williams, VMI.....	33	928	28.1
2.	Trey Johnson, Jackson St.....	35	947	27.1
3.	Morris Almond, Rice.....	32	844	26.4
4.	Kevin Durant, Texas.....	35	903	25.8
5.	Gary Neal, Towson.....	32	810	25.3
6.	Bo McCalebb, New Orleans.....	31	776	25.0
7.	Rodney Stuckey, Eastern Wash.....	29	712	24.6
8.	Gerald Brown, Loyola (Md.).....	29	643	22.2
9.	Stephen Curry, Davidson.....	34	730	21.5
10.	Jaycee Carroll, Utah St.....	35	746	21.3

Annual Individual Champions

Scoring Average

Season	Player, Team	Ht.	Cl.	G	FG	FT	Pts.	Avg.
1948	Murray Wier, Iowa	5-9	Sr.	19	152	95	399	21.0
1949	Tony Lavelli, Yale	6-3	Sr.	30	228	215	671	22.4
1950	Paul Arizin, Villanova	6-3	Sr.	29	260	215	735	25.3
1951	Bill Mlkvy, Temple	6-4	Sr.	25	303	125	731	29.2
1952	Clyde Lovellette, Kansas	6-9	Sr.	28	315	165	795	28.4
1953	Frank Selvy, Furman	6-3	Jr.	25	272	194	738	29.5
1954	Frank Selvy, Furman	6-3	Sr.	29	427	*355	1,209	41.7
1955	Darrell Floyd, Furman	6-1	Jr.	25	344	209	897	35.9
1956	Darrell Floyd, Furman	6-1	Sr.	28	339	268	946	33.8
1957	Grady Wallace, South Carolina	6-4	Sr.	29	336	234	906	31.2
1958	Oscar Robertson, Cincinnati	6-5	So.	28	352	280	984	35.1
1959	Oscar Robertson, Cincinnati	6-5	Jr.	30	331	316	978	32.6
1960	Oscar Robertson, Cincinnati	6-5	Sr.	30	369	273	1,011	33.7
1961	Frank Burgess, Gonzaga	6-1	Sr.	26	304	234	842	32.4
1962	Billy McGill, Utah	6-9	Sr.	26	394	221	1,009	38.8
1963	Nick Werkman, Seton Hall	6-3	Jr.	22	221	208	650	29.5
1964	Howard Komives, Bowling Green	6-1	Sr.	23	292	260	844	36.7
1965	Rick Barry, Miami (Fla.)	6-7	Sr.	26	340	293	973	37.4
1966	Dave Schellhase, Purdue	6-4	Sr.	24	284	213	781	32.5
1967	Jim Walker, Providence	6-3	Sr.	28	323	205	851	30.4
1968	Pete Maravich, LSU	6-5	So.	26	432	274	1,138	43.8
1969	Pete Maravich, LSU	6-5	Jr.	26	433	282	1,148	44.2
1970	Pete Maravich, LSU	6-5	Sr.	31	*522	337	*1,381	*44.5
1971	Johnny Neumann, Mississippi	6-6	So.	23	366	191	923	40.1
1972	Dwight Lamar, La.-Lafayette	6-1	Jr.	29	429	196	1,054	36.3
1973	William Averitt, Pepperdine	6-1	Sr.	25	352	144	848	33.9
1974	Larry Fogle, Canisius	6-5	So.	25	326	183	835	33.4
1975	Bob McCurdy, Richmond	6-7	Sr.	26	321	213	855	32.9
1976	Marshall Rodgers, Tex.-Pan American	6-2	Sr.	25	361	197	919	36.8
1977	Freeman Williams, Portland St.	6-4	Jr.	26	417	176	1,010	38.8
1978	Freeman Williams, Portland St.	6-4	Sr.	27	410	149	969	35.9
1979	Lawrence Butler, Idaho St.	6-3	Sr.	27	310	192	812	30.1
1980	Tony Murphy, Southern U.	6-3	Sr.	29	377	178	932	32.1
1981	Zam Fredrick, South Carolina	6-2	Sr.	27	300	181	781	28.9
1982	Harry Kelly, Texas Southern	6-7	Jr.	29	336	190	862	29.7
1983	Harry Kelly, Texas Southern	6-7	Sr.	29	333	169	835	28.8
1984	Joe Jakubick, Akron	6-5	Sr.	27	304	206	814	30.1
1985	Xavier McDaniel, Wichita St.	6-8	Sr.	31	351	142	844	27.2
1986	Terrance Bailey, Wagner	6-2	Jr.	29	321	212	854	29.4
1987	Kevin Houston, Army	5-11	Jr.	29	311	268	953	32.9
1988	Hersey Hawkins, Bradley	6-3	Sr.	31	377	87	1,125	36.3
1989	Hank Gathers, Loyola Marymount	6-7	Jr.	31	419	0	1,015	32.7
1990	Bo Kimble, Loyola Marymount	6-5	Sr.	32	404	92	1,131	35.3
1991	Kevin Bradshaw, U.S. Int'l.	6-6	Sr.	28	358	60	1,054	37.6
1992	Brett Roberts, Morehead St.	6-8	Sr.	29	278	66	815	28.1
1993	Greg Guy, Tex.-Pan American	6-1	Jr.	19	189	67	556	29.3
1994	Glenn Robinson, Purdue	6-8	Jr.	34	368	79	1,030	30.3
1995	Kurt Thomas, TCU	6-9	Sr.	27	288	3	781	28.9
1996	Kevin Granger, Texas Southern	6-3	Sr.	24	194	30	648	27.0
1997	Charles Jones, Long Island	6-3	Jr.	30	338	109	903	30.1
1998	Charles Jones, Long Island	6-3	Sr.	30	326	116	869	29.0
1999	Alvin Young, Niagara	6-3	Sr.	29	253	65	728	25.1
2000	Courtney Alexander, Fresno St.	6-6	Sr.	27	252	58	669	24.8
2001	Ronnie McCollum, Centenary (La.)	6-4	Sr.	27	244	85	787	29.1
2002	Jason Conley, VMI	6-5	Fr.	28	285	79	820	29.3
2003	Ruben Douglas, New Mexico	6-5	Sr.	28	218	94	783	28.0
2004	Keydren Clark, St. Peter's	5-8	So.	29	233	112	775	26.7
2005	Keydren Clark, St. Peter's	5-9	Jr.	28	230	109	721	25.8
2006	Adam Morrison, Gonzaga	6-8	Jr.	33	306	74	926	28.1
2007	Reggie Williams, VMI	6-5	Jr.	33	338	76	928	28.1

*record

Field-Goal Percentage

Season	Player, Team	Cl.	G	FG	FGA	Pct.
1948	Alex Peterson, Oregon St.	Jr.	27	89	187	47.6
1949	Ed Macauley, St. Louis	Sr.	26	144	275	52.4
1950	Jim Moran, Niagara	Jr.	27	98	185	53.0
1951	Don Meineke, Dayton	Jr.	32	240	469	51.2
1952	Art Spoelstra, Western Ky.	So.	31	178	345	51.6
1953	Vernon Stokes, St. Francis (N.Y.)	Sr.	24	147	247	59.5
1954	Joe Holup, George Washington	So.	26	179	313	57.2
1955	Ed O'Connor, Manhattan	Sr.	23	147	243	60.5
1956	Joe Holup, George Washington	Sr.	26	200	309	64.7
1957	Bailey Howell, Mississippi St.	So.	25	217	382	56.8
1958	Ralph Crosthwaite, Western Ky.	Jr.	25	202	331	61.0
1959	Ralph Crosthwaite, Western Ky.	Sr.	26	191	296	64.5
1960	Jerry Lucas, Ohio St.	So.	27	283	444	63.7
1961	Jerry Lucas, Ohio St.	Jr.	27	256	411	62.3
1962	Jerry Lucas, Ohio St.	Sr.	28	237	388	61.1
1963	Lyle Harger, Houston	Sr.	26	193	294	65.6
1964	Terry Holland, Davidson	Sr.	26	135	214	63.1
1965	Tim Kehoe, St. Peter's	Sr.	19	138	209	66.0
1966	Julian Hammond, Tulsa	Sr.	29	172	261	65.9
1967	Lew Alcindor, UCLA	So.	30	346	519	66.7
1968	Joe Allen, Bradley	Sr.	28	258	394	65.5
1969	Lew Alcindor, UCLA	Sr.	30	303	477	63.5
1970	Willie Williams, Florida St.	Sr.	26	185	291	63.6
1971	John Belcher, Arkansas St.	Jr.	24	174	275	63.3
1972	Kent Martens, Abilene Christian	Sr.	21	136	204	66.7
1973	Elton Hayes, Lamar	Sr.	24	146	222	65.8
1974	Al Fleming, Arizona	So.	26	136	204	66.7
1975	Bernard King, Tennessee	Fr.	25	273	439	62.2
1976	Sidney Moncrief, Arkansas	Fr.	28	149	224	66.5
1977	Joe Senser, West Chester	So.	25	130	186	69.9
1978	Joe Senser, West Chester	Jr.	25	135	197	68.5
1979	Murray Brown, Florida St.	Jr.	29	237	343	69.1
1980	Steve Johnson, Oregon St.	Jr.	30	211	297	71.0
1981	Steve Johnson, Oregon St.	Sr.	28	235	315	*74.6
1982	Mark McNamara, California	Sr.	27	231	329	70.2
1983	Troy Lee Mikel, East Tenn. St.	Sr.	29	197	292	67.5
1984	Akeem Olajuwon, Houston	Jr.	37	249	369	67.5
1985	Keith Walker, Utica	Sr.	27	154	216	71.3
1986	Brad Daugherty, North Carolina	Sr.	34	284	438	64.8
1987	Alan Williams, Princeton	Sr.	25	163	232	70.3
1988	Arnell Jones, Boise St.	Sr.	30	187	283	66.1
1989	Dwayne Davis, Florida	So.	33	179	248	72.2
1990	Lee Campbell, Missouri St.	Sr.	29	192	275	69.8
1991	Oliver Miller, Arkansas	Jr.	38	254	361	70.4
1992	Charles Outlaw, Houston	Jr.	31	156	228	68.4
1993	Charles Outlaw, Houston	Sr.	30	196	298	65.8
1994	Mike Atkinson, Long Beach St.	Jr.	26	141	203	69.5
1995	Shane Kline-Ruminski, Bowling Green	Sr.	26	181	265	68.3
1996	Quadre Lollis, Montana St.	Sr.	30	212	314	67.5
1997	Todd MacCulloch, Washington	So.	28	163	241	67.6
1998	Todd MacCulloch, Washington	Jr.	30	225	346	65.0
1999	Todd MacCulloch, Washington	Sr.	29	210	317	66.2
2000	Brendan Haywood, North Carolina	Jr.	36	191	274	69.7
2001	Michael Bradley, Villanova	Jr.	31	254	367	69.2
2002	Adam Mark, Belmont	So.	26	150	212	70.8
2003	Adam Mark, Belmont	Jr.	28	199	297	67.0
2004	Nigel Dixon, Western Ky.	Sr.	28	179	264	67.8
2005	Bruce Brown, Hampton	So.	30	178	269	66.2
2006	Randall Hanke, Providence	So.	27	149	220	67.7
2007	Mike Freeman, Hampton	Fr.	30	162	239	67.8

*record

Three-Point Field Goals Made Per Game

Season	Player, Team	Cl.	G	3FG	Avg.
1987	Darrin Fitzgerald, Butler	Sr.	28	158	*5.64
1988	Timothy Pollard, Mississippi Val.	Jr.	28	132	4.71
1989	Timothy Pollard, Mississippi Val.	Sr.	28	124	4.43
1990	Dave Jamerson, Ohio	Sr.	28	131	4.68
1991	Bobby Phills, Southern U.	Sr.	28	123	4.39
1992	Doug Day, Radford	Jr.	29	117	4.03
1993	Bernard Haslett, Southern Miss.	Jr.	26	109	4.19
1994	Chris Brown, UC Irvine	Jr.	26	122	4.69
1995	Mitch Taylor, Southern U.	Jr.	25	109	4.36
1996	Dominick Young, Fresno St.	Jr.	29	120	4.14

Season	Player, Team	Cl.	G	3FG	Avg.
1997	William Fourche, Southern U.	Sr.	27	122	4.52
1998	Curtis Staples, Virginia	Sr.	30	130	4.33
1999	Brian Merriweather, Tex.-Pan American	So.	27	110	4.07
2000	Brian Merriweather, Tex.-Pan American	Jr.	28	114	4.07
2001	DeWayne Jefferson, Mississippi Val.	Sr.	27	107	3.96
2002	Cain Doliboia, Wright St.	Sr.	28	104	3.71
2003	Terrence Woods, Florida A&M	Jr.	28	139	4.96
2004	Terrence Woods, Florida A&M	Sr.	31	140	4.52
2005	Brendan Plavich, Charlotte	Sr.	29	114	3.93
2006	Andre Collins, Loyola (Md.)	Sr.	28	118	4.21
2007	Stephen Sir, Northern Ariz.	Sr.	30	124	4.13

*record

Three-Point Field-Goal Percentage

Season	Player, Team	Cl.	G	3FG	3FGA	Pct.
1987	Reginald Jones, Prairie View	Jr.	28	64	112	57.1
1988	Glenn Tropf, Holy Cross	Jr.	29	52	82	*63.4
1989	Dave Calloway, Monmouth	So.	28	48	82	58.5
1990	Matt Lapin, Princeton	Sr.	27	71	133	53.4
1991	Keith Jennings, East Tenn. St.	Sr.	33	84	142	59.2
1992	Sean Wightman, Western Mich.	Jr.	30	48	76	63.2
1993	Jeff Anderson, Kent St.	Jr.	26	44	82	53.7
1994	Brent Kell, Evansville	So.	29	62	123	50.4
1995	Brian Jackson, Evansville	Jr.	27	53	95	55.8
1996	Joe Stafford, Western Caro.	Jr.	30	58	110	52.7
1997	Kent McCausland, Iowa	So.	29	70	134	52.2
1998	Jim Cantamessa, Siena	So.	29	66	117	56.4
1999	Rodney Thomas, IUPUI	Jr.	26	59	113	52.2
2000	Jonathan Whitworth, Middle Tenn.	Jr.	28	50	99	50.5
2001	Amory Sanders, Southeast Mo. St.	Sr.	24	53	95	55.8
2002	Dante Swanson, Tulsa	Jr.	33	73	149	49.0
2003	Jeff Schiffrer, Penn.	Jr.	28	74	150	49.3
2004	Brad Lechtenberg, San Diego	Sr.	23	71	139	51.1
2005	Salim Stoudamire, Arizona	Sr.	36	120	238	50.4
2006	Stephen Sir, Northern Ariz.	Sr.	32	93	190	48.9
2007	Josh Carter, Texas A&M	So.	34	86	172	50.0
	Jeremy Crouch, Bradley	Jr.	27	83	166	50.0

*record

Free-Throw Percentage

Season	Player, Team	Cl.	G	FT	FTA	Pct.
1948	Sam Urzetta, St. Bonaventure	So.	22	59	64	92.2
1949	Bill Schroer, Valparaiso	So.	24	59	68	86.8
1950	Sam Urzetta, St. Bonaventure	Sr.	22	54	61	88.5
1951	Jay Handlan, Wash. & Lee	Jr.	22	148	172	86.0
1952	Sy Chadroff, Miami (Fla.)	Sr.	22	99	123	80.5
1953	John Weber, Yale	Sr.	24	117	141	83.0
1954	Dick Daugherty, Arizona St.	Sr.	23	75	86	87.2
1955	Jim Scott, West Tex. A&M	Sr.	23	153	171	89.5
1956	Bill Von Weyhe, Rhode Island	Jr.	25	180	208	86.5
1957	Ernie Wiggins, Wake Forest	Sr.	28	93	106	87.7
1958	Semi Mintz, Davidson	Sr.	24	105	119	88.2
1959	Arlen Clark, Oklahoma St.	Sr.	25	201	236	85.2
1960	Jack Waters, Mississippi	Jr.	24	103	118	87.3
1961	Stew Sherard, Army	Jr.	24	135	154	87.7
1962	Tommy Boyer, Arkansas	Jr.	23	125	134	93.3
1963	Tommy Boyer, Arkansas	Sr.	24	147	161	91.3
1964	Rick Park, Tulsa	Jr.	25	121	134	90.3
1965	Bill Bradley, Princeton	Sr.	29	273	308	88.6
1966	Bill Blair, Providence	Sr.	27	101	112	90.2
1967	Bob Lloyd, Rutgers	Sr.	29	255	277	92.1
1968	Joe Heiser, Princeton	Sr.	26	117	130	90.0
1969	Bill Justus, Tennessee	Sr.	28	133	147	90.5
1970	Steve Kaplan, Rutgers	So.	23	102	110	92.7
1971	Greg Starrick, Southern Ill.	Jr.	23	119	132	90.2
1972	Greg Starrick, Southern Ill.	Sr.	26	148	160	92.5
1973	Don Smith, Dayton	Jr.	26	111	122	91.0
1974	Rickey Medlock, Arkansas	Jr.	26	87	95	91.6
1975	Frank Oleynick, Seattle	Sr.	26	135	152	88.8
1976	Tad Dufelmeier, Loyola (Ill.)	Jr.	25	71	80	88.8
1977	Robert Smith, UNLV	Sr.	32	98	106	92.5
1978	Carlos Gibson, Marshall	Jr.	28	84	89	94.4
1979	Darrell Mauldin, Campbell	Jr.	26	70	76	92.1
1980	Brian Magid, George Washington	Sr.	26	79	85	92.9
1981	Dave Hildahl, Portland St.	Sr.	21	76	82	92.7
1982	Rod Foster, UCLA	Jr.	27	95	100	95.0
1983	Rob Gonzalez, Colorado	Sr.	28	75	82	91.5

Season	Player, Team	Cl.	G	FT	FTA	Pct.
1984	Steve Alford, Indiana	Fr.	31	137	150	91.3
1985	Craig Collins, Penn St.	Sr.	27	94	98	95.9
1986	Jim Barton, Dartmouth	Fr.	26	65	69	94.2
1987	Kevin Houston, Army	Sr.	29	268	294	91.2
1988	Steve Henson, Kansas St.	So.	34	111	120	92.5
1989	Michael Smith, BYU	Sr.	29	160	173	92.5
1990	Rob Robbins, New Mexico	Jr.	34	101	108	93.5
1991	Darin Archbold, Butler	Jr.	29	187	205	91.2
1992	Don MacLean, UCLA	Sr.	32	197	214	92.1
1993	Josh Grant, Utah	Sr.	31	104	113	92.0
1994	Danny Basile, Marist	So.	27	84	89	94.4
1995	Greg Bibb, Tennessee Tech	Jr.	27	106	117	90.6
1996	Mike Dillard, Sam Houston St.	Jr.	25	63	68	92.6
1997	Aaron Zobrist, Bradley	Sr.	30	77	85	90.6
1998	Matt Sundblad, Lamar	Jr.	27	96	104	92.3
1999	Lonnie Cooper, Louisiana Tech	Sr.	25	70	76	92.1
2000	Clay McKnight, Pacific	Sr.	24	74	78	94.9
2001	Gary Buchanan, Villanova	So.	31	97	103	94.2
2002	Cary Cochran, Nebraska	Sr.	28	71	77	92.2
2003	Steve Drabyn, Belmont	Jr.	29	78	82	95.1
2004	Blake Ahearn, Missouri St.	Fr.	33	117	120	*97.5
2005	Blake Ahearn, Missouri St.	So.	32	90	95	94.7
2006	Blake Ahearn, Missouri St.	Jr.	31	117	125	93.6
2007	Derek Raivio, Gonzaga	Sr.	34	148	154	96.1

*record

Rebound Average

Season	Player, Team	Ht.	Cl.	G	Reb.	Avg.
1951	Ernie Beck, Penn	6-4	So.	27	556	20.6
1952	Bill Hannon, Army	6-3	So.	17	355	20.9
1953	Ed Conlin, Fordham	6-5	So.	26	612	23.5
1954	Art Quimby, Connecticut	6-5	Jr.	26	588	22.6
1955	Charlie Slack, Marshall	6-5	Jr.	21	538	*25.6
1956	Joe Holup, George Washington	6-6	Sr.	26	604	†25.6
1957	Elgin Baylor, Seattle	6-6	Jr.	25	508	†23.5
1958	Alex Ellis, Niagara	6-5	Sr.	25	536	†26.2
1959	Leroy Wright, Pacific	6-8	Jr.	26	652	†23.8
1960	Leroy Wright, Pacific	6-8	Sr.	17	380	†23.4
1961	Jerry Lucas, Ohio St.	6-8	Jr.	27	470	†19.8
1962	Jerry Lucas, Ohio St.	6-8	Sr.	28	499	†21.1
1963	Paul Silas, Creighton	6-7	Sr.	27	557	20.6
1964	Bob Pelkington, Xavier	6-7	Sr.	26	567	21.8
1965	Toby Kimball, Connecticut	6-8	Sr.	23	483	21.0
1966	Jim Ware, Oklahoma City	6-8	Sr.	29	607	20.9
1967	Dick Cunningham, Murray St.	6-10	Jr.	22	479	21.8
1968	Neal Walk, Florida	6-10	Jr.	25	494	19.8
1969	Spencer Haywood, Detroit	6-8	So.	22	472	21.5
1970	Artis Gilmore, Jacksonville	7-2	Jr.	28	621	22.2
1971	Artis Gilmore, Jacksonville	7-2	Sr.	26	603	23.2
1972	Kermit Washington, American	6-8	Jr.	23	455	19.8
1973	Kermit Washington, American	6-8	Sr.	22	439	20.0
1974	Marvin Barnes, Providence	6-9	Sr.	32	597	18.7
1975	John Irving, Hofstra	6-9	So.	21	323	15.4
1976	Sam Pellom, Buffalo	6-8	So.	26	420	16.2
1977	Glenn Mosley, Seton Hall	6-8	Sr.	29	473	16.3
1978	Ken Williams, North Texas	6-7	Sr.	28	411	14.7
1979	Monti Davis, Tennessee St.	6-7	Jr.	26	421	16.2
1980	Larry Smith, Alcorn St.	6-8	Sr.	26	392	15.1
1981	Darryl Watson, Mississippi Val.	6-7	Sr.	27	379	14.0
1982	LaSalle Thompson, Texas	6-10	Jr.	27	365	13.5
1983	Xavier McDaniel, Wichita St.	6-7	So.	28	403	14.4
1984	Akeem Olajuwon, Houston	7-0	Jr.	37	500	13.5
1985	Xavier McDaniel, Wichita St.	6-8	Sr.	31	460	14.8
1986	David Robinson, Navy	6-11	Jr.	35	455	13.0
1987	Jerome Lane, Pittsburgh	6-6	So.	33	444	13.5
1988	Kenny Miller, Loyola (Ill.)	6-9	Jr.	29	395	13.6
1989	Hank Gathers, Loyola Marymount	6-7	Jr.	31	426	13.7
1990	Anthony Bonner, St. Louis	6-8	Sr.	33	456	13.8
1991	Shaquille O'Neal, LSU	7-1	So.	28	411	14.7
1992	Popeye Jones, Murray St.	6-8	Sr.	30	431	14.4
1993	Warren Kidd, Middle Tenn.	6-9	Sr.	26	386	14.8
1994	Jerome Lambert, Baylor	6-8	Jr.	24	355	14.8
1995	Kurt Thomas, TCU	6-9	Sr.	27	393	14.6
1996	Marcus Mann, Mississippi Val.	6-8	Sr.	29	394	13.6
1997	Tim Duncan, Wake Forest	6-11	Jr.	31	457	14.7
1998	Ryan Perryman, Dayton	6-7	Sr.	33	412	12.5
1999	Ian McGinnis, Dartmouth	6-8	So.	26	317	12.2
2000	Darren Phillip, Fairfield	6-7	Sr.	29	405	14.0
2001	Chris Marcus, Western Ky.	7-1	Jr.	31	374	12.1
2002	Jeremy Bishop, Quinnipiac	6-6	Jr.	29	347	12.0

Season	Player, Team	Ht.	Cl.	G	Reb.	Avg.
2003	Brandon Hunter, Ohio.....	6-7	Sr.	30	378	12.6
2004	Paul Millsap, Louisiana Tech.....	6-7	Fr.	30	374	12.5
2005	Paul Millsap, Louisiana Tech.....	6-8	So.	29	360	12.4
2006	Paul Millsap, Louisiana Tech.....	6-8	Jr.	33	438	13.3
2007	Rashad Jones-Jennings, Ark.-Little Rock.....	6-8	Sr.	30	392	13.1

*record; †From 1956 through 1962, championship was determined on highest individual recoveries out of total by both teams in all games.

Assist Average

Season	Player, Team	Cl.	G	Ass.	Avg.
1951	Bill Walker, Toledo.....	Sr.	29	210	7.24
1952	Tom O'Toole, Boston College.....	Sr.	27	213	7.89
1984	Craig Lathen, Ill.-Chicago.....	Jr.	29	274	9.45
1985	Rob Weingard, Hofstra.....	Sr.	24	228	9.50
1986	Mark Jackson, St. John's (N.Y.).....	Jr.	36	328	9.11
1987	Avery Johnson, Southern U.....	Jr.	31	333	10.74
1988	Avery Johnson, Southern U.....	Sr.	30	399	*13.30
1989	Glenn Williams, Holy Cross.....	Sr.	28	278	9.93
1990	Todd Lehmann, Drexel.....	Sr.	28	260	9.29
1991	Chris Corchiani, North Carolina St.....	Sr.	31	299	9.65
1992	Van Usher, Tennessee Tech.....	Sr.	29	254	8.76
1993	Sam Crawford, New Mexico St.....	Sr.	34	310	9.12
1994	Jason Kidd, California.....	So.	30	272	9.07
1995	Nelson Haggerty, Baylor.....	Sr.	28	284	10.14
1996	Raimonds Miglinieks, UC Irvine.....	Sr.	27	230	8.52
1997	Kenny Mitchell, Dartmouth.....	Sr.	26	203	7.81
1998	Ahlon Lewis, Arizona St.....	Sr.	32	294	9.19
1999	Doug Gottlieb, Oklahoma St.....	Jr.	34	299	8.79
2000	Mark Dickel, UNLV.....	Sr.	31	280	9.03
2001	Markus Carr, Cal St. Northridge.....	Jr.	32	286	8.94
2002	T.J. Ford, Texas.....	Fr.	33	273	8.27
2003	Martell Bailey, Ill.-Chicago.....	Jr.	30	244	8.13
2004	Greg Davis, Troy.....	Sr.	31	256	8.26
2005	Damitrius Coleman, Mercer.....	Jr.	28	224	8.00
2006	Will Funn, Portland St.....	Sr.	28	224	8.00
2007	Jared Jordan, Marist.....	Jr.	29	247	8.52
2007	Jared Jordan, Marist.....	Sr.	33	286	8.67

*record

Blocked-Shot Average

Season	Player, Team	Cl.	G	Blk.	Avg.
1986	David Robinson, Navy.....	Jr.	35	207	5.91
1987	David Robinson, Navy.....	Sr.	32	144	4.50
1988	Rodney Blake, St. Joseph's.....	Sr.	29	116	4.00

Season	Player, Team	Cl.	G	Blk.	Avg.
1989	Alonzo Mourning, Georgetown.....	Fr.	34	169	4.97
1990	Kenny Green, Rhode Island.....	Sr.	26	124	4.77
1991	Shawn Bradley, BYU.....	Fr.	34	177	5.21
1992	Shaquille O'Neal, LSU.....	Jr.	30	157	5.23
1993	Theo Ratliff, Wyoming.....	Jr.	28	124	4.43
1994	Grady Livingston, Howard.....	Jr.	26	115	4.42
1995	Keith Closs, Central Conn. St.....	Fr.	26	139	5.35
1996	Keith Closs, Central Conn. St.....	So.	28	178	6.36
1997	Adonal Foyle, Colgate.....	Jr.	28	180	*6.43
1998	Jerome James, Florida A&M.....	Sr.	27	125	4.63
1999	Tarvis Williams, Hampton.....	So.	27	135	5.00
2000	Ken Johnson, Ohio St.....	Sr.	30	161	5.37
2001	Tarvis Williams, Hampton.....	Sr.	32	147	4.59
2002	Wojciech Myrda, La.-Monroe.....	Sr.	32	172	5.38
2003	Emeka Okafor, Connecticut.....	So.	33	156	4.73
2004	Anwar Ferguson, Houston.....	Sr.	27	111	4.11
2005	Deng Gai, Fairfield.....	Sr.	30	165	5.50
2006	Shawn James, Northeastern.....	So.	30	196	6.53
2007	Mickell Gladness, Alabama A&M.....	Jr.	30	188	6.27

*record

Steal Average

Season	Player, Team	Cl.	G	Stl.	Avg.
1986	Darron Brittman, Chicago St.....	Sr.	28	139	4.96
1987	Tony Fairley, Charleston So.....	Sr.	28	114	4.07
1988	Aldwin Ware, Florida A&M.....	Sr.	29	142	4.90
1989	Kenny Robertson, Cleveland St.....	Jr.	28	111	3.96
1990	Ronn McMahon, Eastern Wash.....	Sr.	29	130	4.48
1991	Van Usher, Tennessee Tech.....	Jr.	28	104	3.71
1992	Victor Snipes, Northeastern Ill.....	So.	25	86	3.44
1993	Jason Kidd, California.....	Fr.	29	110	3.79
1994	Shawn Griggs, La.-Lafayette.....	Sr.	30	120	4.00
1995	Roderick Anderson, Texas.....	Sr.	30	101	3.37
1996	Pointer Williams, McNeese St.....	Sr.	27	118	4.37
1997	Joel Hoover, Md.-East. Shore.....	Fr.	28	90	3.21
1998	Bonzi Wells, Ball St.....	Sr.	29	103	3.55
1999	Shawnta Rogers, George Washington.....	Sr.	29	103	3.55
2000	Carl Williams, Liberty.....	Sr.	28	107	3.82
2001	Greedy Daniels, TCU.....	Jr.	25	108	4.32
2002	Desmond Cambridge, Alabama A&M.....	Sr.	29	160	*5.52
2003	Alexis McMillan, Stetson.....	Sr.	22	87	3.95
2004	Marques Green, St. Bonaventure.....	Sr.	27	107	3.96
2005	Obie Trotter, Alabama A&M.....	Jr.	32	125	3.91
2006	Tim Smith, East Tenn. St.....	Sr.	28	95	3.39
2007	Travis Holmes, VMI.....	So.	33	111	3.36

*record

Miscellaneous Player Information

Declared Early for the NBA Draft

Year	4-Year College Underclassmen	Jr. Col.	High School	Foreign U.S. Country	Declared	Drafted	Total W/drew#
1971	6	0	0	6	0	6	0
1972	6	2	0	8	0	8	2
1973	10	1	0	11	0	11	2
1974	18	2	1	21	0	21	7
1975	13	1	2	16	0	16	0
1976	12	1	0	13	0	13	0
1977	6	0	0	6	0	6	0
1978	4	1	0	5	0	5	0
1979	4	0	0	4	0	4	0
1980	6	1	0	7	0	7	0
1981	5	0	0	5	0	5	0
1982	13	0	0	13	0	13	1
1983	6	0	0	6	0	6	0
1984	9	0	0	9	0	9	0
1985	12	0	0	12	0	12	0
1986	9	0	0	9	0	9	0
1987	9	0	0	9	0	9	0
1988	12	0	0	12	0	12	0

Year	4-Year College Underclassmen	Jr. Col.	High School	Foreign U.S. Country	Declared	Drafted	Total W/drew#
1989	10	3	0	13	1	14	0
1990	22	1	0	23	0	23	0
1991	11	0	0	11	1	12	0
1992	14	2	0	16	0	16	0
1993	13	5	0	18	1	19	0
1994	20	0	0	20	0	20	2
1995	14	2	1	17	0	17	3
1996	25	4	4	33	4	37	6
1997	19	0	1	20	0	20	6
1998	26	2	4	32	3	35	3
1999	18	3	2	23	4	27	12
2000	25	2	2	29	8	37	19
2001	34	7	6	47	8	55	23
2002	33	8	4	45	9	54	24
2003	22	3	5	30	21	51	29
2004	19	3	10	32	10	42	54
2005	35	4	11	50	10	60	65
2006	33	4	0	37	10	47	41
2007	43	2	0	45	12	57	15

#Those athletes who withdrew before the draft are not included in any of the other columns.

Foreign Players at NCAA Division I Schools

Players whose home towns on their schools' rosters were listed as being from a country other than the U.S.

Year	Div. I Schools	Foreign Players
1993	298	135
1994	301	—
1995	302	178
1996	305	212
1997	305	238

Year	Div. I Schools	Foreign Players
1998	306	268
1999	310	291
2000	318	285
2001	318	340
2002	321	366
2003	325	392
2004	326	392
2005	326	396
2006	326	402
2007	325	424

All-Time Team Leaders

Single-Game Records

SCORING HIGHS

Pts.	Team vs. Opponent (Opp. Pts.)	Date
186	Loyola Marymount vs. U.S. Int'l (140)	Jan. 5, 1991
181	Loyola Marymount vs. U.S. Int'l (150)	Jan. 31, 1989
179	Long Island vs. Medgar Evers (62)	Nov. 26, 1997
173	Oklahoma vs. U.S. Int'l (101)	Nov. 29, 1989
172	Oklahoma vs. Loyola Marymount (112)	Dec. 15, 1990
166	Arkansas vs. U.S. Int'l (101)	Dec. 9, 1989
164	UNLV vs. Hawaii-Hilo (111)	Feb. 19, 1976
164	Loyola Marymount vs. Azusa-Pacific (138)	Nov. 28, 1988
162	Loyola Marymount vs. U.S. Int'l (144)	Jan. 7, 1989
162	Loyola Marymount vs. Chaminade (129)	Nov. 25, 1990
162	Oklahoma vs. Angelo St. (99)	Dec. 1, 1990
162	Drake vs. Grinnell (110)	Dec. 11, 2002
159	Southern U. vs. Texas College (65)	Dec. 6, 1990
159	LSU vs. Northern Ariz. (86)	Dec. 28, 1991
159	Cal St. Northridge vs. Redlands (97)	Nov. 15, 2006
157	Loyola Marymount vs. San Francisco (115)	Feb. 5, 1990
156	Southern U. vs. Baptist Christian (91)	Dec. 14, 1992
156	South Ala. vs. Prairie View (114)	Dec. 2, 1994
156	VMI vs. Va. Intermont (95)	Nov. 15, 2006
155	Oral Roberts vs. Union (Tenn.) (113)	Feb. 24, 1972
155	Southern U. vs. Prairie View (91)	Feb. 22, 1993
154	Texas-Arlington vs. Huston-Tillotson (85)	Nov. 29, 1990
154	Southern U. vs. Patten (57)	Nov. 26, 1993
153	TCU vs. Tex.-Pan American (87)	Nov. 29, 1997
152	Jacksonville vs. St. Peter's (106)	Dec. 3, 1970
152	Oklahoma vs. Centenary (La.) (84)	Dec. 12, 1987
152	Oklahoma vs. Oral Roberts (122)	Dec. 10, 1988
152	Loyola Marymount vs. U.S. Int'l (137)	Dec. 7, 1989
152	Northeastern vs. Loyola Marymount (123)	Nov. 24, 1990

SCORING HIGHS BY LOSING TEAM

Pts.	Team vs. Opponent (Opp. Pts.)	Date
150	U.S. Int'l vs. Loyola Marymount (181)	Jan. 31, 1989
144	U.S. Int'l vs. Loyola Marymount (162)	Jan. 7, 1989
141	Loyola Marymount vs. LSU (148) (ot)	Feb. 3, 1990
140	Utah St. vs. UNLV (142) (3 ot)	Jan. 2, 1985
140	U.S. Int'l vs. Loyola Marymount (186)	Jan. 5, 1991
140	Long Island vs. St. Francis (N.Y.) (142) (2 ot)	Feb. 22, 2003
137	U.S. Int'l vs. Loyola Marymount (152)	Dec. 7, 1989
136	Gonzaga vs. Loyola Marymount (147)	Feb. 18, 1989
132	Troy vs. George Mason (148)	Dec. 10, 1994
130	Fairleigh Dickinson vs. Sacred Heart (133) (4 ot)	Dec. 1, 2001
127	Pepperdine vs. Loyola Marymount (142)	Feb. 20, 1988
127	Troy vs. George Mason (142)	Nov. 28, 1995
126	Western Mich. vs. Marshall (127)	Dec. 20, 1999
125	Nevada vs. Loyola Marymount (130)	Dec. 30, 1988
123	San Francisco vs. Loyola Marymount (137)	Feb. 9, 1990
123	Loyola Marymount vs. Pepperdine (148)	Feb. 17, 1990
123	Loyola Marymount vs. Northeastern (152)	Nov. 24, 1990
123	Sam Houston St. vs. Texas-Arlington (125)	Dec. 28, 1998
122	Oral Roberts vs. Oklahoma (152)	Dec. 10, 1988
121	Loyola Marymount vs. LSU (148) (ot)	Feb. 3, 1990
121	Loyola Marymount vs. Oklahoma (136)	Dec. 23, 1989
121	Central Mich. vs. Ohio (122) (2 ot)	Feb. 5, 1998

SCORING HIGHS BOTH TEAMS COMBINED

Pts.	Team (Pts.) vs. Team (Pts.)	Date
331	Loyola Marymount (181) vs. U.S. Int'l (150)	Jan. 31, 1989
326	Loyola Marymount (186) vs. U.S. Int'l (140)	Jan. 5, 1991
306	Loyola Marymount (162) vs. U.S. Int'l (144)	Jan. 7, 1989
289	Loyola Marymount (152) vs. U.S. Int'l (137)	Dec. 7, 1989
289	LSU (148) vs. Loyola Marymount (141) (ot)	Feb. 3, 1990
284	Oklahoma (172) vs. Loyola Marymount (112)	Dec. 15, 1990
283	Loyola Marymount (147) vs. Gonzaga (136)	Feb. 18, 1989
282	UNLV (142) vs. Utah St. (140) (3 ot)	Jan. 2, 1985
282	St. Francis (N.Y.) (142) vs. Long Island (140) (2 ot)	Feb. 22, 2003
280	George Mason (148) vs. Troy (132)	Dec. 10, 1994
275	Northeastern (152) vs. Loyola Marymount (123)	Nov. 24, 1990
274	Oklahoma (152) vs. Oral Roberts (122)	Dec. 10, 1988
274	Oklahoma (173) vs. U.S. Int'l (101)	Nov. 29, 1989
272	Loyola Marymount (157) vs. San Francisco (115)	Feb. 4, 1990
269	Loyola Marymount (142) vs. Pepperdine (127)	Feb. 20, 1988
269	Loyola Marymount (150) vs. St. Mary's (Cal.) (119)	Feb. 1, 1990
269	George Mason (142) vs. Troy (127)	Nov. 28, 1995

MARGIN OF VICTORY

Pts.	Team (Pts.) vs. Opponent (Opp. Pts.)	Date
117	Long Island (179) vs. Medgar Evers (62)	Nov. 26, 1997
101	Texas (102) vs. San Marcos Baptist (1)	Jan. 10, 1916
97	Southern U. (154) vs. Patten (57)	Nov. 26, 1993
97	Winthrop (130) vs. Johnson & Wales (33)	Dec. 7, 1996
96	Purdue (112) vs. Indiana St. (6)	Jan. 10, 1911
96	Western Ky. (103) vs. Adairville Independents (7)	Jan. 10, 1923
95	Oklahoma (146) vs. Northeastern Ill. (51)	Dec. 2, 1989
94	Southern U. (159) vs. Texas College (65)	Dec. 6, 1990
93	Washington (100) vs. Puget Sound (7)	Jan. 14, 1921
93	Furman (126) vs. Va. Intermont (33)	Dec. 29, 2004
92	Villanova (117) vs. Philadelphia NAMC (25)	Feb. 12, 1949
91	LSU (124) vs. Rhodes (33)	Dec. 8, 1952
91	Tennessee St. (148) vs. Fisk (57)	Dec. 6, 1993
91	Tulsa (141) vs. Prairie View (50)	Dec. 7, 1995
89	Northwestern La. vs. LeTourneau (51)	Jan. 20, 1992
89	Nicholls St. (140) vs. Faith Baptist (51)	Dec. 17, 1994
88	Southern U. (132) vs. Faith Baptist (44)	Dec. 12, 1994
88	Prairie View (129) vs. Okla. Baptist (41)	Jan. 21, 1997
87	Canisius (107) vs. St. Ann's (20)	Dec. 8, 1907
86	Ohio St. (88) vs. Ohio (2)	Feb. 6, 1903
84	Rhode Island (118) vs. Fort Varnum (34)	Nov. 20, 1943
83	Texas (89) vs. Texas St. (6)	Feb. 11, 1919
82	Navy (126) vs. McDaniel (44)	Dec. 3, 1952
82	Morehead St. (130) vs. Asbury (48)	Nov. 30, 1996
81	Rhode Island (119) vs. Mass. Maritime (38)	1945
81	Oklahoma (146) vs. Florida A&M (65)	Jan. 27, 1993
81	Davidson (125) vs. Wash. & Jeff. (44)	Dec. 21, 2002

MARGIN OF VICTORY VS. DIVISION I OPPONENT (SINCE 1938)

Pts.	Team (Pts.) vs. Opponent (Opp. Pts.)	Date
91	Tulsa (141) vs. Prairie View (50)	Dec. 7, 1995
81	Oklahoma (146) vs. Florida A&M (65)	Jan. 27, 1993
80	Minnesota (114) vs. Alabama St. (34)	Dec. 23, 1996
77	Kentucky (143) vs. Georgia (66)	Feb. 27, 1956
76	Duke (130) vs. Harvard (54)	Nov. 25, 1989
75	Maryland (132) vs. North Texas (57)	Dec. 23, 1998

Pts.	Team (Pts.) vs. Opponent (Opp. Pts.)	Date
75	LSU (112) vs. Grambling (37)	Nov. 20, 1999
75	Florida (125) vs. Florida A&M (50)	Dec. 10, 2000
74	Kentucky (124) vs. Tenn.-Martin (50)	Nov. 26, 1994
74	Texas A&M (101) vs. Grambling (27)	Dec. 28, 2006
73	LSU (159) vs. Northern Ariz. (86)	Dec. 28, 1991
72	Iowa (103) vs. Chicago (31)	Feb. 5, 1944
72	Oklahoma (173) vs. U.S. Int'l (101)	Nov. 29, 1989
72	Ohio St. (116) vs. Chicago St. (44)	Nov. 30, 1991
72	Missouri (117) vs. Chicago St. (45)	Dec. 2, 1995
72	Texas Tech (107) vs. Nicholls (35)	Dec. 7, 2002
71	Ohio St. (109) vs. Delaware (38)	Jan. 11, 1960
71	New Mexico (71) vs. Dartmouth (36)	Dec. 29, 1972
71	Dayton (109) vs. Bowling Green (38)	Dec. 11, 1954
70	Massachusetts (108) vs. Maine (38)	Feb. 23, 1974
70	Kansas (115) vs. Brown (45)	Jan. 3, 1989
70	Connecticut (116) vs. Central Conn. St. (46)	Jan. 23, 1996
70	Memphis (112) vs. Howard (42)	Jan. 3, 2001
69	Kentucky (98) vs. Vanderbilt (29)	Feb. 27, 1947
69	Lamar (126) vs. Sam Houston St. (57)	Dec. 30, 1991

SCORING HIGHS IN A HALF

Pts.	Team vs. Opponent (Half)	Date
98	Long Island vs. Medgar Evers (2nd)	Nov. 26, 1997
97	Oklahoma vs. U.S. Int'l (1st)	Nov. 29, 1989
96	Southern U. vs. Texas College (2nd)	Dec. 6, 1990
94	Loyola Marymount vs. U.S. Int'l (1st)	Jan. 31, 1989
94	Oklahoma vs. Northeastern Ill. (2nd)	Dec. 2, 1989
94	Loyola Marymount vs. U.S. Int'l (1st)	Jan. 5, 1991
93	Loyola Marymount vs. U.S. Int'l (1st)	Jan. 7, 1989
93	Oklahoma vs. Loyola Marymount (2nd)	Dec. 15, 1990
92	Loyola Marymount vs. U.S. Int'l (2nd)	Jan. 5, 1991
92	Alabama St. vs. Grambling (2nd)	Jan. 21, 1991
91	Oklahoma vs. Angelo St. (2nd)	Dec. 1, 1990
87	Oklahoma vs. Oral Roberts (2nd)	Dec. 10, 1988
87	Loyola Marymount vs. U.S. Int'l (2nd)	Jan. 31, 1989
86	Jacksonville vs. St. Peter's (2nd)	Dec. 3, 1970
86	Lamar vs. Portland St. (2nd)	Jan. 12, 1980
86	Loyola Marymount vs. Gonzaga (2nd)	Feb. 18, 1989
86	Gonzaga vs. Loyola Marymount (2nd)	Feb. 18, 1989
86	Kentucky vs. LSU (1st)	Jan. 16, 1996
86	Cal St. Northridge vs. Redlands (2nd)	Nov. 15, 2006

SCORING HIGHS IN A HALF BOTH TEAMS COMBINED

Pts.	Team (Pts.) vs. Team (Pts.) (Half)	Date
172	Loyola Marymount (86) vs. Gonzaga (86) (2nd)	Feb. 18, 1989
170	Loyola Marymount (94) vs. U.S. Int'l (76) (1st)	Jan. 31, 1989
164	Loyola Marymount (94) vs. U.S. Int'l (70) (1st)	Jan. 5, 1991
162	Loyola Marymount (92) vs. U.S. Int'l (70) (2nd)	Jan. 5, 1991
161	Loyola Marymount (93) vs. U.S. Int'l (68) (1st)	Jan. 7, 1989
161	Loyola Marymount (87) vs. U.S. Int'l (74) (2nd)	Jan. 31, 1989
160	Oklahoma (87) vs. Oral Roberts (73) (2nd)	Dec. 10, 1988

FEWEST POINTS SCORED IN A GAME SINCE 1938

Pts.	Team vs. Opponent (Opp. Pts.)	Date
6	Temple vs. Tennessee (11)	Dec. 15, 1974
9	Pittsburgh vs. Penn St. (24)	Mar. 1, 1952
10	Duke vs. North Carolina St. (12)	Mar. 8, 1968
11	Oklahoma vs. Oklahoma St. (14)	Feb. 19, 1944
11	Tennessee vs. Temple (6)	Dec. 15, 1974
11	Cincinnati vs. Kentucky (24)	Dec. 20, 1983
12	Marquette vs. Creighton (57)	Dec. 16, 1940
12	Pittsburgh vs. Penn St. (15)	Jan. 15, 1944
12	North Carolina St. vs. Duke (10)	Mar. 8, 1968
13	Pittsburgh vs. Penn St. (32)	Feb. 20, 1943
13	Illinois vs. Purdue (23)	Feb. 7, 1938
14	Virginia vs. Navy (36)	Jan. 12, 1938
14	Michigan St. vs. Michigan (42)	Dec. 7, 1940
14	Kansas St. vs. Missouri (38)	Mar. 4, 1944
14	Oklahoma St. vs. Oklahoma (11)	Feb. 19, 1944
14	Alabama vs. Tennessee (23)	Jan. 11, 1945
15	Alabama vs. Tennessee (37)	Jan. 9, 1942
15	Arkansas vs. Oklahoma St. (17)	Jan. 28, 1944
15	Penn St. vs. Pittsburgh (12)	Jan. 15, 1944
15	Creighton vs. Oklahoma St. (35)	Feb. 9, 1948
15	Charleston So. vs. Col. of Charleston (18)	Feb. 6, 1980
16	Vanderbilt vs. Tennessee Tech (21)	1938
16	Miami (Ohio) vs. Marshall (22)	Feb. 19, 1938
16	South Carolina vs. Clemson (38)	Feb. 10, 1939
16	South Carolina vs. Clemson (43)	Feb. 18, 1939
16	Stanford vs. Oregon St. (18)	Jan. 28, 1980

FEWEST POINTS SCORED IN A GAME SINCE 1986

Pts.	Team vs. Opponent (Opp. Pts.)	Date
21	Ga. Southern vs. Coastal Caro. (61)	Jan. 2, 1997
21	Princeton vs. Monmouth (41)	Dec. 14, 2005
22	Hartford vs. Boston U. (73)	Jan. 6, 2005
23	Miami (Ohio) vs. Dayton (60)	Dec. 29, 2001
23	Army vs. Bucknell (56)	Jan. 23, 2004
24	Nicholls St. vs. LSU (68)	Nov. 22, 2002
24	Ark.-Pine Bluff vs. Oklahoma (94)	Dec. 2, 2003
25	Texas-Pan American vs. North Carolina St. (75)	Jan. 7, 1997
25	Valparaiso vs. Green Bay (69)	Mar. 2, 1992
25	Army vs. Bucknell (75)	Feb. 22, 2004
26	Northwestern vs. Evansville (48)	Nov. 26, 1999
26	Bethune-Cookman vs. Nebraska (70)	Dec. 20, 2003
27	New Hampshire vs. Providence (56)	Dec. 5, 1992
27	Yale vs. Princeton (55)	Jan. 11, 1991
27	Bucknell vs. Princeton (68)	Dec. 9, 1998
27	Eastern Wash. vs. California (56)	Nov. 16, 2001
27	Southern U. vs. Florida (83)	Nov. 28, 2006
27	Grambling vs. Texas A&M (101)	Dec. 28, 2006
28	Dartmouth vs. Princeton (66)	Feb. 10, 1990
28	Wofford vs. North Carolina St. (57)	Dec. 3, 1996
28	Winthrop vs. North Carolina St. (57)	Dec. 3, 1996
28	Rice vs. Princeton (51)	Jan. 6, 2007
29	Long Beach St. vs. UNLV (49)	Mar. 9, 1991
29	Texas-Pan American vs. Iowa (85)	Dec. 4, 1992
29	Loyola (Ill.) vs. Wisconsin (66)	Nov. 14, 1998
29	Northwestern vs. Michigan St. (59)	Jan. 27, 2000
29	Washington St. vs. Fresno St. (46)	Dec. 22, 2003
29	New Hampshire vs. Boston U. (53)	Jan. 13, 2007

FEWEST POINTS SCORED BY BOTH TEAMS IN A GAME SINCE 1938

Pts.	Team vs. Opponent (Opp. Pts.)	Date
17	Tennessee (11) vs. Temple (6)	Dec. 15, 1974
22	North Carolina St. (12) vs. Duke (10)	Mar. 8, 1968
25	Oklahoma St. (14) vs. Oklahoma (11)	Feb. 19, 1944
27	Penn St. (15) vs. Pittsburgh (12)	Jan. 15, 1944
32	Oklahoma St. (17) vs. Arkansas (15)	Jan. 28, 1944
33	Penn St. (24) vs. Pittsburgh (9)	Mar. 1, 1952
33	Col. of Charleston (18) vs. Charleston So. (15)	Feb. 6, 1980
34	Oregon St. (18) vs. Stanford (16)	Jan. 28, 1980
35	Kentucky (24) vs. Cincinnati (11)	Dec. 20, 1983
36	Purdue (23) vs. Illinois (13)	Feb. 7, 1938
37	Tennessee (23) vs. Alabama (14)	Jan. 11, 1945
37	Tennessee Tech (21) vs. Vanderbilt (16)	1938
38	Marshall (22) vs. Miami (Ohio) (16)	Feb. 19, 1938

FEWEST POINTS SCORED BY BOTH TEAMS IN A GAME SINCE 1986

Pts.	Team vs. Opponent (Opp. Pts.)	Date
62	Monmouth (41) vs. Princeton (21)	Dec. 14, 2005
67	SMU (36) vs. Tex.-Arlington (31)	Dec. 16, 1989
67	Green Bay (46) vs. Northern Mich. (21)	Nov. 22, 1996
68	George Mason (35) vs. UNC Wilmington (33)	Mar. 4, 2001
72	Princeton (37) vs. Monmouth (35)	Nov. 20, 1999
72	Binghamton (38) vs. Charleston So. (34)	Nov. 30, 2003
72	Tex.-Pan American (37) vs. Air Force (35)	Feb. 16, 2004
74	Princeton (38) vs. North Carolina St. (36)	Nov. 12, 1997
74	Evansville (48) vs. Northwestern (26)	Nov. 26, 1999
75	Fresno St. (46) vs. Washington St. (29)	Dec. 22, 2003
75	Missouri St. (43) vs. Wisconsin (32)	Mar. 12, 1999
76	Princeton (43) vs. Colgate (33)	Nov. 30, 1988
76	Yale (39) vs. Princeton (37)	Jan. 12, 1990
76	Cornell (41) vs. Columbia (35)	Jan. 27, 2001
76	Utah (41) vs. St. Mary's (Cal.) (35)	Jan. 7, 2002
76	Alabama St. (43) vs. Ark.-Pine Bluff (33)	Jan. 11, 2003
77	Idaho (40) vs. UC Santa Barbara (37)	Feb. 2, 2002
78	UNLV (49) vs. Long Beach St. (29)	Mar. 9, 1991
78	Northern Ill. (48) vs. Akron (30)	Jan. 26, 1991
78	Auburn (43) vs. Tennessee (35)	Jan. 15, 1997
78	Richmond (41) vs. UNC Wilmington (37)	Jan. 17, 2001
78	Yale (43) vs. Princeton (35)	Feb. 2, 2007
79	Princeton (48) vs. Cornell (31)	Feb. 8, 1992
79	Butler (43) vs. La Salle (36)	Dec. 29, 1999
79	Bucknell (56) vs. Army (23)	Jan. 23, 2004
79	Northwestern (40) vs. Purdue (39)	Feb. 11, 2004
79	Princeton (51) vs. Rice (28)	Jan. 6, 2007

FIELD-GOAL PERCENTAGE

Pct.	Team (FG-FGA) vs. Opponent	Date
83.3	Maryland (15-18) vs. South Carolina	Jan. 9, 1971
81.4	New Mexico (35-43) vs. Oregon St.	Nov. 30, 1985
81.0	Fresno St. (34-42) vs. Portland St.	Dec. 3, 1977
81.0	St. Peter's (34-42) vs. Utica	Dec. 4, 1984
80.5	Fordham (33-41) vs. Fairfield	Feb. 27, 1984
80.0	Holy Cross (32-40) vs. Vermont	Nov. 30, 1981
80.0	Oklahoma St. (28-35) vs. Tulane	Mar. 22, 1992
80.0	Long Beach St. (56-70) vs. Cal St. Monterey Bay	Dec. 22, 1999
80.0	Utah (24-30) vs. Air Force	Jan. 24, 2005
79.4	Arkansas (27-34) vs. Texas Tech	Feb. 20, 1979
79.4	Columbia (27-34) vs. Dartmouth	Mar. 2, 1984
79.0	North Carolina (49-62) vs. Loyola Marymount	Mar. 19, 1988
78.6	Villanova (22-28) vs. Georgetown	Apr. 1, 1985
78.6	St. Peter's (22-28) vs. Army	Jan. 9, 1982
78.4	Western Ky. (29-37) vs. Dayton	Jan. 24, 1979
78.1	Army (25-32) vs. Manhattan	Jan. 20, 1979
78.0	Southern Utah (32-41) vs. Montana Tech	Dec. 19, 2002
77.8	Samford (35-45) vs. Loyola (La.)	Dec. 12, 1992
77.8	Utah St. (28-36) vs. UC Davis	Nov. 27, 2004
77.5	Nicholls St. (31-40) vs. Samford	Dec. 30, 1983
77.4	Richmond (24-31) vs. Citadel	Feb. 8, 1976
77.2	Stephen F. Austin (44-57) vs. LeTourneau	Nov. 26, 2002
77.0	Purdue (47-61) vs. Long Island	Nov. 14, 1997

THREE-POINT FIELD GOALS

3FG	Team vs. Opponent	Date
28	Troy vs. George Mason	Dec. 10, 1994
26	Troy vs. Oakwood	Nov. 24, 2003
24	Cincinnati vs. Oakland	Dec. 5, 1998
23	Lamar vs. Louisiana Tech	Feb. 28, 1993
23	Kansas St. vs. Fresno St.	Mar. 24, 1994
23	Troy vs. George Mason	Nov. 28, 1995
23	Samford vs. Troy	Jan. 13, 2001
22	Gonzaga vs. San Francisco	Feb. 23, 1995
22	Troy vs. Mercer	Jan. 31, 2005
22	Ga. Southern vs. Chattanooga	Jan. 17, 2005
22	VMI vs. Lees-McRae	Dec. 6, 2006
21	Kentucky vs. North Carolina	Dec. 27, 1989
21	Loyola Marymount vs. Michigan	Mar. 18, 1990
21	UNLV vs. Nevada	Dec. 8, 1990
21	Troy vs. Loyola (La.)	Dec. 22, 1993
21	Cal Poly vs. Cal Baptist	Dec. 3, 1996
21	Mississippi Val. vs. Troy	Dec. 6, 1996
21	Arkansas vs. Troy	Dec. 10, 1996
21	Long Island vs. Robert Morris	Feb. 3, 1997
21	Troy vs. Lipscomb	Jan. 10, 2004
21	Furman vs. Va. Intermont	Dec. 29, 2004
21	Pepperdine vs. Nicholls St.	Nov. 14, 2006
21	VMI vs. Va. Intermont	Nov. 15, 2006
21	Morgan St. vs. East Caro.	Dec. 18, 2006
21	N.C. A&T vs. Arizona St.	Dec. 21, 2006
21	VMI vs. Charleston So.	Jan. 13, 2007
21	Nicholls St. vs. A&M-Corpus Christi	Feb. 8, 2007

THREE-POINT FIELD GOALS ATTEMPTED

3FGA	Team vs. Opponent	Date
74	Troy vs. George Mason	Dec. 10, 1994
67	Mississippi Val. vs. Troy	Dec. 6, 1996
61	VMI vs. Va. Intermont	Nov. 15, 2006
59	VMI vs. Southern Va.	Nov. 20, 2006
58	Cal Poly vs. Cal Baptist	Dec. 3, 1996
56	VMI vs. Charleston So.	Jan. 13, 2007
55	VMI vs. Bridgewater (Va.)	Jan. 18, 2007
54	VMI vs. Cornell	Dec. 1, 2006
54	VMI vs. Penn St.	Dec. 30, 2006
53	Kentucky vs. La.-Lafayette	Dec. 23, 1989
52	Troy vs. Oakwood	Nov. 24, 2003
51	Texas-Arlington vs. New Mexico	Nov. 23, 1990
51	Arizona St. vs. BYU	Dec. 1, 1992
50	Morehead St. vs. George Mason	Dec. 3, 1996
50	Cal Poly vs. Air Force	Dec. 5, 1997
50	VMI vs. Coastal Caro.	Jan. 15, 2007
49	VMI vs. Lees-McRae	Dec. 6, 2006
48	Kentucky vs. North Carolina	Dec. 27, 1989
48	Cincinnati vs. Oakland	Dec. 5, 1998
48	VMI vs. Mercer	Dec. 9, 2006
47	Kentucky vs. Furman	Dec. 19, 1989
47	Charleston So. vs. Clemson	Dec. 1, 1993
47	Centenary (La.) vs. UCF	Jan. 11, 1993
47	VMI vs. Ohio St.	Nov. 10, 2006
47	VMI vs. South Dakato St.	Nov. 12, 2006

THREE-POINT FIELD-GOAL PERCENTAGE

(Minimum 10 three-point field goals made)

Pct.	Team (3FG-3FGA) vs. Opponent	Date
91.7	Drexel (11-12) vs. Delaware	Dec. 3, 2000
91.7	Northern Ariz. (11-12) vs. Willamette	Dec. 11, 2004
90.9	Duke (10-11) vs. Clemson	Feb. 1, 1988
90.9	Hofstra (10-11) vs. Rhode Island	Jan. 16, 1993
87.5	Stetson (14-16) vs. Centenary (La.)	Jan. 13, 1996
85.7	Western Ill. (12-14) vs. Valparaiso	Jan. 13, 1992
84.6	Murray St. (11-13) vs. Southeast Mo. St.	Jan. 16, 1993
84.6	Clemson (11-13) vs. North Carolina	Jan. 31, 2004
83.3	Eastern Ky. (15-18) vs. UNC Asheville	Jan. 14, 1987
83.3	Princeton (10-12) vs. Penn	Jan. 6, 1990
83.3	Evansville (10-12) vs. Butler	Feb. 9, 1991
83.3	Southern Utah (10-12) vs. Cal St. Northridge	Mar. 1, 1991
83.3	Milwaukee (10-12) vs. Eastern Mich.	Feb. 19, 1992
83.3	Purdue (10-12) vs. Michigan	Feb. 7, 1993
83.3	UNLV (10-12) vs. William & Mary	Feb. 11, 1995
83.3	Evansville (10-12) vs. Southern Ill.	Feb. 24, 1996
83.3	Green Bay (10-12) vs. Miami (Ohio)	Dec. 5, 1998
81.3	Niagara (13-16) vs. Siena	Jan. 7, 1987
80.0	Marshall (12-15) vs. Wyoming	Dec. 7, 1991
80.0	Washington St. (12-15) vs. Princeton	Dec. 29, 1992
80.0	Princeton (12-15) vs. Columbia	Feb. 13, 1993
80.0	Niagara (12-15) vs. Iona	Feb. 17, 1995
80.0	Marquette (12-15) vs. Tulane	Jan. 27, 2001
80.0	Iona (12-15) vs. St. Peter's	Feb. 27, 2004
78.9	Ohio (15-19) vs. Col. of Charleston	Dec. 21, 1989
78.9	San Francisco (15-19) vs. Gonzaga	Feb. 9, 2001

FREE-THROW PERCENTAGE

(Minimum 30 free throws made)

Pct.	Team (FT-FTA) vs. Opponent	Date
100	UC Irvine (34-34) vs. Pacific	Feb. 21, 1981
100	Samford (34-34) vs. UCF	Dec. 20, 1990
100	Wake Forest (32-32) vs. North Carolina	Jan. 15, 2005
100	Marshall (31-31) vs. Davidson	Dec. 17, 1979
100	Indiana St. (31-31) vs. Wichita St.	Feb. 18, 1991
97.2	Vanderbilt (35-36) vs. Mississippi St.	Feb. 26, 1986
97.2	Butler (35-36) vs. Dayton	Feb. 21, 1991
97.2	Marquette (35-36) vs. Memphis	Jan. 23, 1993
97.1	Bowling Green (34-35) vs. Kent St.	Jan. 26, 2006
97.0	Miami (Fla.) (32-33) vs. Creighton	Feb. 10, 1964
97.0	Toledo (32-33) vs. Old Dominion	Dec. 9, 1995
97.0	Hawaii (32-33) vs. New Mexico	Feb. 24, 1996
96.8	Oregon St. (30-31) vs. Memphis	Dec. 19, 1990
96.8	Niagara (30-31) vs. Fairfield	Jan. 31, 1998
95.5	UNLV (42-44) vs. San Diego St.	Dec. 11, 1976
94.7	Missouri St. (36-38) vs. Evansville	Dec. 30, 2001
94.6	TCU (35-37) vs. Tex.-Arlington	Dec. 23, 1996
94.4	Eastern Mich. (34-36) vs. Jackson St.	Dec. 20, 1994
93.8	North Carolina St. (30-32) vs. North Carolina	Feb. 21, 1998
93.8	BYU (30-32) vs. Weber St.	Dec. 28, 2000
93.7	Mount St. Mary's (30-32) vs. Robert Morris	Feb. 6, 1990

REBOUNDS

Reb.	Team vs. Opponent	Date
108	Kentucky vs. Mississippi	Feb. 8, 1964
103	Holy Cross vs. Boston College	Mar. 1, 1956
102	Arizona vs. Northern Ariz.	Jan. 6, 1951
101	Weber St. vs. Idaho St.	Jan. 22, 1966
100	William & Mary vs. Virginia	Feb. 14, 1954
95	Indiana vs. Michigan	Mar. 11, 1961
95	Murray St. vs. MacMurray	Jan. 2, 1967
92	Santa Clara vs. St. Mary's (Cal.)	Feb. 15, 1971
92	Oral Roberts vs. Brandeis	Jan. 8, 1973
91	Notre Dame vs. St. Norbert	Dec. 7, 1965
91	Southern Miss. vs. Tex.-Pan American	Feb. 9, 1970
91	Houston vs. Rice	Mar. 7, 1974
90	Vanderbilt vs. Sewanee	Dec. 4, 1954

ASSISTS

Asst.	Team vs. Opponent	Date
44	Colorado vs. George Mason (ot)	Dec. 2, 1995
43	TCU vs. Central Okla.	Dec. 12, 1998
41	North Carolina vs. Manhattan	Dec. 27, 1985
41	Weber St. vs. Northern Ariz.	Mar. 2, 1991
40	New Mexico vs. Texas-Arlington	Nov. 23, 1990
40	Loyola Marymount vs. U.S. Int'l.	Jan. 5, 1991
40	Southern Utah vs. Texas Wesleyan	Jan. 25, 1992
40	Lamar vs. Prairie View	Feb. 2, 1993
40	TCU vs. North Texas	Dec. 1, 1998

Ast.	Team vs. Opponent	Date
39	Southern Miss. vs. Virginia Tech	Jan. 16, 1988
39	UNLV vs. Pacific	Feb. 8, 1990
39	UNLV vs. Rutgers	Feb. 3, 1991
39	Davidson vs. Warren Wilson	Dec. 9, 1991
39	TCU vs. Midwestern St.	Nov. 30, 1994
39	Arizona St. vs. Delaware St.	Dec. 1, 1997
39	TCU vs. Central Okla.	Dec. 9, 2000
38	New Mexico vs. U.S. Int'l	Dec. 3, 1985
38	Pepperdine vs. U.S. Int'l	Jan. 7, 1986
38	UCLA vs. Loyola Marymount	Dec. 2, 1990
38	Arizona vs. Northern Ariz.	Dec. 18, 1991
38	Tex.-Pan American vs. Concordia Lutheran	Dec. 4, 1993
38	LSU vs. George Mason	Dec. 3, 1994
38	Arizona vs. Morgan St.	Nov. 20, 1997
38	TCU vs. Ark.-Pine Bluff	Dec. 30, 2000
37	15 tied	

BLOCKED SHOTS

Blk.	Team vs. Opponent	Date
21	Georgetown vs. Southern (N.O.)	Dec. 1, 1993
21	Alabama A&M vs. Texas Southern	Feb. 24, 2007
20	Iona vs. Northern Ill.	Jan. 7, 1989
20	Georgia vs. Bethune-Cookman	Dec. 7, 1993
20	Massachusetts vs. West Virginia	Jan. 3, 1995
19	Seton Hall vs. Norfolk St.	Dec. 4, 2000
19	Connecticut vs. Florida Int'l	Nov. 30, 2004
19	UNLV vs. TCU	Feb. 7, 2007
19	Stanford vs. Southern California	Jan. 25, 2007
18	North Carolina vs. Stanford	Dec. 20, 1985
18	Boston College vs. Duquesne	Dec. 28, 2006
17	Maryland vs. Md.-East Shore	Feb. 27, 1987
17	Rider vs. Fairleigh Dickinson	Jan. 9, 1989
17	Georgetown vs. Providence	Feb. 22, 1989
17	Georgetown vs. Hawaii-Loa	Nov. 23, 1990
17	BYU vs. Eastern Ky.	Dec. 7, 1990
17	Northwestern St. vs. Ouachita Baptist	Nov. 30, 1991
17	New Orleans vs. Texas A&M	Dec. 29, 1992
17	Massachusetts vs. Hartford	Dec. 28, 1993
17	Louisville vs. Kentucky	Jan. 1, 1995
17	William & Mary vs. George Mason	Feb. 26, 1996
17	Miami (Fla.) vs. Hartford	Dec. 13, 1996
17	Fairleigh Dickinson vs. Hartford	Nov. 11, 1997
17	Kentucky vs. Morehead St.	Nov. 20, 1997
17	Duke vs. Virginia	Jan. 10, 1999
17	La.-Monroe vs. Lamar	Feb. 3, 2000
17	Georgetown vs. Southern-N.O.	Feb. 10, 2000
17	Connecticut vs. Quinnipiac	Dec. 30, 2004

STEALS

Stl.	Team vs. Opponent	Date
39	Long Island vs. Medgar Evers	Nov. 26, 1997
35	VMI vs. Va. Intermont	Nov. 15, 2006
34	Oklahoma vs. Centenary (La.)	Dec. 12, 1987
34	Northwestern St. vs. LeTourneau	Jan. 20, 1992
33	Connecticut vs. Pittsburgh	Jan. 6, 1990
32	Manhattan vs. Lehman	Dec. 14, 1987
32	Oklahoma vs. Angelo St.	Dec. 1, 1990
32	Long Island vs. Medgar Evers	Nov. 29, 1994
32	La.-Lafayette vs. Baptist Christian	Nov. 25, 1995
30	Southern U. vs. Baptist Christian	Dec. 14, 1992
30	Cal Poly vs. Notre Dame (Cal.)	Nov. 25, 1995
30	TCU vs. Ark.-Pine Bluff	Dec. 30, 2000
29	Cleveland St. vs. Canisius	Dec. 28, 1986
29	Oklahoma vs. U.S. Int'l	Nov. 19, 1989
29	Centenary (La.) vs. East Texas Baptist	Dec. 12, 1992
29	TCU vs. Delaware St.	Dec. 3, 1997
28	Oklahoma vs. Morgan St.	Dec. 21, 1991
28	Memphis vs. Southeastern La.	Jan. 11, 1993
28	Oklahoma vs. Florida A&M	Jan. 27, 1993
28	VMI vs. Southern Va.	Nov. 20, 2006
27	Oregon St. vs. Hawaii-Loa	Dec. 22, 1985
27	Cal St. Fullerton vs. Lamar	Nov. 24, 1989
27	UTSA vs. Samford	Jan. 19, 1991
27	Iowa St. vs. Bethune-Cookman	Dec. 31, 1992
27	San Francisco vs. Delaware St.	Nov. 27, 1993
27	Charleston So. vs. Warner Southern	Dec. 11, 1993
27	Georgetown vs. Southern (N.O.)	Feb. 13, 1999
27	TCU vs. Alabama St.	Nov. 20, 2000

Season Records

VICTORIES

Team	Season	Won	Lost	Pct.
UNLV	+1987	37	2	.949
Duke	+1999	37	2	.949
Illinois	+2005	37	2	.949
Duke	+1986	37	3	.925
Kentucky	+1948	36	3	.923
Massachusetts	+1996	35	2	.946
Georgetown	+1985	35	3	.921
Arizona	+1988	35	3	.921
Kansas	1986	35	4	.897
Oklahoma	+1988	35	4	.897
Kansas	+1998	35	4	.897
Kentucky	+1998	35	4	.897
Duke	+2001	35	4	.897
Ohio St.	+2007	35	4	.897
UNLV	+1990	35	5	.875
Kentucky	+1997	35	5	.875
Florida	2007	35	5	.875
UNLV	+1991	34	1	.971
Duke	+1992	34	2	.944
Kentucky	1996	34	2	.944
Kansas	1997	34	2	.944
Connecticut	1999	34	2	.944
Kentucky	+1947	34	3	.919
Georgetown	+1984	34	3	.919
Arkansas	+1991	34	4	.895
North Carolina	+1993	34	4	.895
North Carolina	1998	34	4	.895

†national leader

VICTORIES IN FIRST SEASON IN DIVISION I

Team	Season	Won	Lost	Pct.
Seattle#	1953	29	4	.879
Md.-East Shore	1974	27	2	.931
Oral Roberts	1972	26	2	.929
Old Dominion	1977	25	4	.862
Long Beach St.#	1970	24	5	.828
La.-Lafayette#	1972	23	3	.885
Southern U.	1978	23	5	.821
Hawaii	1971	23	5	.821
Alabama St.	1983	22	6	.786
Alcorn St.	1978	22	7	.759
Stephen F. Austin	1987	22	8	.733
Idaho St.#	1959	21	7	.750
McNeese St.	1974	20	5	.800
Memphis#	1956	20	7	.741
Birmingham So.	2004	20	7	.741
Loyola (La.)	1952	20	14	.588
Jackson St.	1978	19	5	.792
Northeastern	1973	19	7	.731
Ga. Southern	1974	19	7	.731
Miami (Fla.)	1949	19	8	.704
Col. of Charleston	1992	19	8	.704
Morehead St.#	1956	19	10	.655
New Mexico St.	1951	19	14	.576
New Orleans	1976	18	8	.692
Florida A&M	1979	18	9	.667
Alabama A&M	2000	18	10	.643

#appeared in NCAA tournament

WON-LOST PERCENTAGE

Team	Season	Won	Lost	Pct.
North Carolina	+1957	32	0	1.000
Indiana	+1976	32	0	1.000
UCLA	+1964	30	0	1.000
UCLA	+1967	30	0	1.000
UCLA	+1972	30	0	1.000
UCLA	+1973	30	0	1.000
San Francisco	+1956	29	0	1.000
North Carolina St.	1973	27	0	1.000
Kentucky	+1954	25	0	1.000
Long Island	+1939	24	0	1.000
Seton Hall	+1940	19	0	1.000
Army	+1944	15	0	1.000
UNLV	+1991	34	1	.971
Indiana St.	+1979	33	1	.971
Indiana	+1975	31	1	.969

Team	Season	Won	Lost	Pct.
North Carolina St.	†1974	30	1	.968
UCLA	†1968	29	1	.967
UCLA	†1969	29	1	.967
UCLA	†1971	29	1	.967
San Francisco	†1955	28	1	.966
UTEP	†1966	28	1	.966
Marquette	1971	28	1	.966
Penn.	1971	28	1	.966
Alcorn St.	1979	28	1	.966
Ohio St.	†1961	27	1	.964

†national leader

WON-LOST PERCENTAGE IN FIRST SEASON IN DIVISION I

Team	Season	Won	Lost	Pct.
Md.-East. Shore	1974	27	2	.931
Oral Roberts	1972	26	2	.929
Seattle#	1953	29	4	.879
La.-Lafayette#	1972	25	4	.862
Old Dominion	1977	25	4	.862
Long Beach St.#	1970	24	5	.828
Southern U.	1978	23	5	.821
Hawaii	1971	23	5	.821
McNeese St.	1974	20	5	.800
Jackson St.	1978	19	5	.792
Alabama St.	1983	22	6	.786
Alcorn St.	1978	22	7	.759
Idaho St.#	1959	21	7	.750
Memphis#	1956	20	7	.741
Birmingham So.	2004	20	7	.741
Air Force	1958	17	6	.739
Stephen F. Austin	1987	22	8	.733
Northeastern	1973	19	7	.731
Ga. Southern	1974	19	7	.731
VCU	1974	17	7	.708
Miami (Fla.)	1949	19	8	.704
Col. of Charleston	1992	19	8	.704
New Orleans	1976	18	8	.692
Weber St.	1964	17	8	.680
George Mason	1979	17	8	.680
Florida A&M	1979	18	9	.667
Mercer	1974	16	8	.667
Tennessee Tech	1956	14	7	.667
American	1967	16	8	.667
Fairfield	1965	14	7	.667

#appeared in NCAA tournament

MOST-IMPROVED TEAMS (Since 1974)

Team	Season	W-L Record	Previous Yr. W-L	Games Imp.
Mercer	†2003	23-6	6-23	17
UTEP	†2004	24-8	6-24	17
N.C. A&T	†1978	20-8	3-24	16½
Murray St.	†1980	23-8	4-22	16½
Liberty	†1992	22-7	5-23	16½
North Texas	†1976	22-4	6-20	16
Ohio State	†1999	27-9	8-22	16
Tulsa	†1981	26-7	8-19	15
Utah St.	†1983	20-9	4-23	15
Radford	†1991	22-7	7-22	15
Boston College	†2001	27-5	11-19	15
Western Mich.	1992	21-9	5-22	14½
Tennessee St.	†1993	19-10	4-24	14½
Central Mich.	2001	20-8	6-23	14½
Fresno St.	1978	21-6	7-20	14
James Madison	†1987	20-10	5-23	14
Loyola Marymount	†1988	28-4	12-16	14
Cal Poly	†1996	16-13	1-26	14
Northern Ariz.	†1997	21-7	6-20	14
McNeese St.	2001	22-9	6-21	14
Central Mich.	2003	25-7	9-19	14
Michigan St.	1978	25-5	10-17	13½
Loyola (Md.)	†1994	17-13	2-25	13½
UTSA	†1998	16-11	3-25	13½
Iowa St.	†2000	32-5	15-15	13½
Ark.-Little Rock	2001	18-11	4-24	13½

†national leader

POINTS

Team	Season	G	Pts.
Oklahoma	†1988	39	4,012
Loyola Marymount	†1990	32	3,918
Arkansas	†1991	38	3,783

Team	Season	G	Pts.
UNLV	1990	40	3,739
Oklahoma	†1989	36	3,680
UNLV	†1987	39	3,612
Duke	†1999	39	3,581
Duke	†2001	39	3,538
Loyola Marymount	1988	32	3,528
Loyola Marymount	1989	31	3,486
Houston	†1977	37	3,482
UNLV	†1976	31	3,426
UNLV	1977	32	3,426
Duke	1991	39	3,421
UNLV	1991	35	3,420
Arkansas	†1995	39	3,416
Syracuse	1989	38	3,410
Michigan	1989	37	3,393
Duke	1990	38	3,386
Kansas	†2002	37	3,365
Oklahoma	1991	35	3,363
Arkansas	1990	35	3,345
North Carolina	1989	37	3,331
VMI	†2007	33	3,331
Oklahoma	†1985	37	3,328

†national leader

SCORING OFFENSE

Team	Season	G	Pts.	Avg.
Loyola Marymount	†1990	32	3,918	122.4
Loyola Marymount	†1989	31	3,486	112.5
UNLV	†1976	31	3,426	110.5
Loyola Marymount	†1988	32	3,528	110.3
UNLV	†1977	32	3,426	107.1
Oral Roberts	†1972	28	2,943	105.1
Southern U.	†1991	28	2,924	104.4
Loyola Marymount	1991	31	3,211	103.6
Oklahoma	1988	39	4,012	102.9
Oklahoma	1989	36	3,680	102.2
Oklahoma	1990	32	3,243	101.3
Southern U.	†1994	27	2,727	101.0
VMI	†2007	33	3,331	100.9
Jacksonville	†1970	28	2,809	100.3
Jacksonville	†1971	26	2,598	99.9
Arkansas	1991	38	3,783	99.6
Southern U.	1990	31	3,078	99.3
Syracuse	†1966	28	2,773	99.0
Iowa	1970	25	2,467	98.7
Miami (Fla.)	†1965	26	2,558	98.4
Houston	1966	29	2,845	98.1
La.-Lafayette	1972	29	2,840	97.9
U.S. Int'l	1990	28	2,738	97.8
Houston	†1968	33	3,226	97.8
UNLV	1991	35	3,420	97.7

†national leader

SCORING DEFENSE

Team	Season	G	Pts.	Avg.
Oklahoma St.	†1948	31	1,006	32.5
Oklahoma St.	†1949	28	985	35.2
Oklahoma St.	†1950	27	1,059	39.2
Alabama	1948	27	1,070	39.6
Creighton	1948	23	925	40.2
Wyoming	1948	27	1,101	40.8
Wyoming	1950	36	1,491	41.4
Siena	1948	28	1,161	41.5
St. Bonaventure	1948	22	921	41.9
Siena	1949	29	1,215	41.9
Tulane	1948	26	1,102	42.4
Wyoming	1949	35	1,509	43.1
Texas	1948	25	1,079	43.2
Utah	1948	20	868	43.4
Minnesota	1949	21	912	43.4
Washington-St. Louis	1948	21	915	43.6
St. Bonaventure	1949	26	1,137	43.7
St. Louis	1948	27	1,183	43.8
Kentucky	1949	34	1,492	43.9
Washington St.	1949	30	1,317	43.9
Texas A&M	†1951	29	1,275	44.0
Kentucky	1948	39	1,730	44.4
Baylor	1949	24	1,068	44.5
Tulsa	1950	23	1,027	44.7
Hamline	1948	31	1,389	44.8

†national leader

(Since 1965)

Team	Season	G	Pts.	Avg.
Fresno St.	†1982	30	1,412	47.1
Princeton	†1992	28	1,349	48.2
Princeton	†1991	27	1,320	48.9
North Carolina St.	1982	32	1,570	49.1
Princeton	1982	26	1,277	49.1
Princeton	†1984	28	1,403	50.1
St. Peter's	†1980	31	1,563	50.4
Fresno St.	†1981	29	1,470	50.7
Air Force	†2004	29	1,475	50.9
Princeton	†1990	27	1,378	51.0
Princeton	1981	28	1,438	51.4
Princeton	†1998	29	1,491	51.4
St. Peter's	1981	26	1,338	51.5
Wyoming	1982	30	1,545	51.5
Princeton	†1977	26	1,343	51.7
Princeton	†1996	29	1,498	51.7
Princeton	†1983	29	1,507	52.0
James Madison	1982	30	1,559	52.0
Fresno St.	†1978	27	1,417	52.5
Princeton	†1999	30	1,581	52.7
Princeton	†1976	27	1,427	52.9
Columbia	1982	26	1,375	52.9
Princeton	†1989	27	1,430	53.0
Fresno St.	†1985	32	1,696	53.0
Princeton	†2007	28	1,493	53.3

†national leader

SCORING MARGIN

Team	Season	Off.	Def.	Mar.
UCLA	†1972	94.6	64.3	30.3
North Carolina St.	†1948	75.3	47.2	28.1
Kentucky	†1954	87.5	60.3	27.2
Kentucky	†1952	82.3	55.4	26.9
UNLV	†1991	97.7	71.0	26.7
UCLA	†1968	93.4	67.2	26.2
UCLA	†1967	89.6	63.7	25.9
Houston	1968	97.8	72.5	25.3
Duke	†1999	91.8	67.2	24.7
Kentucky	1948	69.0	44.4	24.6
Kentucky	†1949	68.2	43.9	24.3
Bowling Green	1948	70.5	46.7	23.8
Loyola (Ill.)	†1963	91.8	68.1	23.7
Charlotte	†1975	88.9	65.2	23.7
Arizona St.	†1962	90.1	67.6	22.5
St. Bonaventure	†1970	88.4	65.9	22.5
Kentucky	†1951	74.7	52.5	22.2
Indiana	1975	88.0	65.9	22.1
Kentucky	†1996	91.4	69.4	22.1
Cincinnati	†1960	86.7	64.7	22.0
Oklahoma	†1988	102.9	81.0	21.9
North Carolina St.	†1973	92.9	71.1	21.8
Jacksonville	1970	100.3	78.5	21.8
UNLV	†1976	110.5	89.0	21.5
Duke	†1998	85.6	64.1	21.5

†national leader

FIELD-GOAL PERCENTAGE

Team	Season	FG	FGA	Pct.
Missouri	†1980	936	1,635	57.2
Michigan	†1989	1,325	2,341	56.6
Oregon St.	†1981	862	1,528	56.4
UC Irvine	†1982	920	1,639	56.1
Michigan St.	†1986	1,043	1,860	56.1
North Carolina	1986	1,197	2,140	55.9
Kansas	1986	1,260	2,266	55.6
Kentucky	†1983	869	1,564	55.6
Notre Dame	1981	824	1,492	55.2
Houston Baptist	†1984	797	1,445	55.2
Maryland	1980	985	1,789	55.1
Idaho	1981	816	1,484	55.0
UC Irvine	1981	934	1,703	54.8
Navy	†1985	946	1,726	54.8
Stanford	1983	752	1,373	54.8
Maryland	†1975	1,049	1,918	54.7
New Orleans	1983	937	1,714	54.7
Georgia Tech	1986	1,008	1,846	54.6
Arkansas	†1978	1,060	1,943	54.6
Michigan	†1988	1,198	2,196	54.6
New Mexico	1989	992	1,819	54.5
Southern U.	1978	1,107	2,031	54.5
Arkansas	†1977	849	1,558	54.5

Team	Season	FG	FGA	Pct.
Arizona	1988	1,147	2,106	54.5
Pepperdine	1983	900	1,653	54.4
Oregon St.	1980	943	1,732	54.4
Ohio St.	†1970	831	1,527	54.4
UNC Wilmington	1977	816	1,500	54.4
Davidson	†1964	894	1,644	54.4

†national leader

FIELD-GOAL PERCENTAGE DEFENSE (Since 1978)

Team	Season	FG	FGA	Pct.
Stanford	†2000	667	1,893	35.2
Marquette	†1994	750	2,097	35.8
Marquette	†1997	628	1,735	36.2
Temple	2000	633	1,747	36.2
Wake Forest	1997	667	1,832	36.4
UNLV	†1992	628	1,723	36.5
Green Bay	1997	499	1,368	36.5
Georgetown	†1991	680	1,847	36.8
Temple	†1994	621	1,686	36.8
Connecticut	†2004	924	2,502	36.9
Kansas	†2006	702	1,896	37.0
Princeton	2000	577	1,558	37.0
Connecticut	†2007	677	1,824	37.1
Boston U.	†2005	588	1,584	37.1
Kansas St.	†1999	729	1,963	37.1
St. Joseph's	†2003	609	1,639	37.2
Detroit	1999	590	1,583	37.3
Northwestern	1999	577	1,548	37.3
Texas St.	1999	597	1,601	37.3
Cincinnati	2005	749	2,008	37.3
Green Bay	1994	664	1,777	37.4
VCU	†2002	767	2,052	37.4
Cincinnati	2002	761	2,035	37.4
Texas A&M	2007	672	1,793	37.5
Syracuse	2007	834	2,223	37.5

†national leader

THREE-POINT FIELD GOALS MADE

Team	Season	G	3FG
VMI	†2007	33	442
Duke	†2001	39	407
West Virginia	2007	36	371
Troy	†2004	31	364
Arkansas	†1995	39	361
Louisville	†2005	38	361
Oregon	2007	37	350
Bradley	2007	35	349
Illinois	2005	39	344
Troy	†2006	29	344
Kentucky	†1993	34	340
West Virginia	2006	33	337
Houston	2007	33	330
Davidson	2007	34	328
Tennessee	2007	35	327
Missouri	†2002	36	326
Butler	2007	36	321
Kentucky	†1992	36	317
Vanderbilt	2007	34	317
Air Force	2007	35	316
St. Bonaventure	2002	30	314
Samford	†2000	32	313
St. Joseph's	2004	32	313
Troy	†2003	32	312
Marist	2007	34	312

†national leader

THREE-POINT FIELD GOALS MADE PER GAME

Team	Season	G	3FG	Avg.
VMI	†2007	33	442	13.39
Troy	†2006	29	344	11.86
Troy	†2004	31	364	11.74
Troy	†2005	30	338	11.27
Troy	†1996	27	300	11.11
Mississippi Val.	†1997	29	309	10.66
Troy	†1995	27	287	10.63
St. Bonaventure	†2002	30	314	10.47
Duke	†2001	39	407	10.44
Samford	1995	27	279	10.33
Mississippi Val.	†2003	29	299	10.31
West Virginia	2007	36	371	10.31
Belmont	2001	28	288	10.29
West Virginia	2006	33	337	10.21

Team	Season	G	3FG	Avg.
Marshall.....	1996	28	284	10.14
Lamar.....	†1993	27	271	10.04
St. Bonaventure.....	2003	27	271	10.04
Kentucky.....	†1990	28	281	10.04
Long Island.....	1997	30	301	10.03
Kentucky.....	1993	34	340	10.00
Houston.....	2007	35	330	10.00
Bradley.....	2007	28	349	9.97
Tennessee Tech.....	†2000	28	279	9.96
Davidson.....	2003	27	269	9.96
Vermont.....	1995	27	268	9.93

†national leader

**THREE-POINT FIELD-GOAL PERCENTAGE
(Minimum 100 three-point field goals made)**

Team	Season	G	3FG	3FGA	Pct.
Indiana.....	†1987	34	130	256	50.8
Mississippi Val.....	1987	28	161	322	50.0
Stephen F. Austin.....	1987	30	120	241	49.8
Princeton.....	†1988	26	211	429	49.2
Prairie View.....	1988	27	129	266	48.5
Kansas St.....	1988	34	179	370	48.4
Arizona.....	1988	38	254	526	48.3
Indiana.....	†1989	35	121	256	47.3
Bucknell.....	1988	28	154	328	47.0
Holy Cross.....	1988	29	158	337	46.9
Michigan.....	1989	37	196	419	46.8
Green Bay.....	†1992	30	204	437	46.7
Citadel.....	1989	28	153	328	46.6
Niagara.....	1987	31	128	275	46.5
Eastern Mich.....	1987	29	144	310	46.5
Green Bay.....	†1991	31	189	407	46.4
Colorado St.....	1989	33	141	305	46.2
Bucknell.....	1989	31	160	347	46.1
Illinois.....	1987	31	112	243	46.1
Illinois St.....	1987	32	110	240	45.8
Jacksonville.....	1987	30	188	412	45.6
Rider.....	1987	28	151	331	45.6
Davidson.....	1987	30	138	303	45.5
New Mexico St.....	1988	32	143	314	45.5
Gonzaga.....	1989	28	119	262	45.4
Indiana.....	†1994	30	182	401	45.4

†national leader

FREE-THROW PERCENTAGE

Team	Season	FT	FTA	Pct.
Harvard.....	†1984	535	651	82.2
BYU.....	†1989	527	647	81.5
Harvard.....	†1985	450	555	81.1
Ohio St.....	†1970	452	559	80.9
Siena.....	†1998	574	715	80.3
Vanderbilt.....	†1974	477	595	80.2
Michigan St.....	†1986	490	613	79.9
St. Joseph's.....	†2006	525	657	79.9
North Carolina St.....	†2004	481	602	79.9
Butler.....	†1988	413	517	79.9
Miami (Fla.).....	†1965	642	807	79.6
Tulane.....	†1963	390	492	79.3
Tennessee.....	†1971	538	679	79.2
UTEP.....	†2005	606	765	79.2
Auburn.....	†1966	476	601	79.2
Oklahoma St.....	†1958	488	617	79.1
Duke.....	†1978	665	841	79.1
Utah.....	†1993	476	602	79.1
Gonzaga.....	1989	485	614	79.0
Western Ky.....	†1997	342	433	79.0
Montana St.....	†2000	481	609	79.0
Oral Roberts.....	†1980	481	610	78.9
Marshall.....	1958	479	608	78.8
Bucknell.....	1989	590	749	78.8
Manhattan.....	†2003	560	711	78.8

†national leader

REBOUNDS

Team	Season	G	Reb.
Kentucky.....	†1951	34	2,109
North Carolina St.....	1951	37	2,091
Houston.....	†1968	33	2,074
Columbia.....	†1957	24	2,016
Fordham.....	†1953	27	1,879
North Carolina St.....	†1955	32	1,864

†national leader

Team	Season	G	Reb.
Houston.....	†1967	31	1,862
Fordham.....	†1952	29	1,859
Kentucky.....	1952	32	1,817
West Virginia.....	†1959	34	1,810
Western Ky.....	†1954	32	1,810
Creighton.....	†1964	29	1,803
North Carolina St.....	1952	34	1,782
Connecticut.....	†2004	39	1,742
Dayton.....	1955	29	1,738
North Carolina St.....	1954	35	1,735
Notre Dame.....	†1965	27	1,722
Dayton.....	†1956	29	1,713
New Mexico St.....	1970	31	1,713
Seton Hall.....	1953	33	1,706
La Salle.....	1955	31	1,697
LSU.....	†1970	32	1,691
Middle Tenn.....	†1969	26	1,685
Kansas.....	†1998	39	1,682
Kentucky.....	1955	26	1,680

†national leader

**REBOUND MARGIN
(Since 1973)**

Team	Season	Off.	Def.	Mar.
Manhattan.....	†1973	56.5	38.0	18.5
American.....	1973	56.7	40.3	16.4
Alcorn St.....	†1978	52.3	36.0	16.3
Oral Roberts.....	1973	66.9	50.3	15.6
Alcorn St.....	†1980	49.2	33.8	15.4
Michigan St.....	†2001	42.5	27.1	15.4
UCLA.....	1973	49.0	33.9	15.1
Houston.....	1973	54.7	40.8	13.9
Massachusetts.....	†1974	44.5	30.7	13.8
Alcorn St.....	†1979	50.1	36.3	13.8
Minnesota.....	1973	49.0	36.0	13.0
VCU.....	1974	55.1	42.1	13.0
Northeastern.....	†1981	44.9	32.0	12.9
Stetson.....	†1975	47.1	34.7	12.4
Notre Dame.....	†1976	46.3	34.1	12.2
Harvard.....	1973	53.5	41.3	12.2
Tennessee St.....	1980	46.5	34.3	12.2
Tennessee St.....	1979	49.7	37.9	11.8
Buffalo.....	1976	51.5	39.7	11.8
Southern U.....	1978	43.1	31.4	11.7
Wyoming.....	1981	42.0	30.3	11.7
Michigan St.....	†2000	39.0	27.3	11.7
Alabama.....	1973	50.9	39.3	11.6
Mississippi Val.....	†1996	48.3	36.8	11.6
Iowa.....	†1987	43.1	31.5	11.5

†national leader

ASSISTS

Team	Season	G	Ast.
UNLV.....	†1990	40	926
UNLV.....	†1991	35	863
Oklahoma.....	†1988	39	862
UNLV.....	†1987	39	853
Oklahoma.....	†1985	37	828
Arkansas.....	1991	38	819
Kansas.....	†1986	39	814
North Carolina.....	1986	34	800
North Carolina.....	†1989	37	788
SMU.....	1988	35	786
Kentucky.....	†1996	36	783
North Carolina.....	1987	36	782
Kentucky.....	†1997	40	776
Kansas.....	†2002	37	767
Loyola Marymount.....	1990	32	763
Kansas.....	1990	35	762
Kansas.....	†1998	39	746
Oklahoma.....	1989	36	743
Illinois.....	†2005	39	727
Arkansas.....	†1995	39	721
Maryland.....	2002	36	714
North Carolina.....	2005	37	706
Duke.....	†2001	39	701
North Carolina.....	1991	35	699
North Carolina.....	1998	38	699

†national leader

ASSISTS PER GAME

Team	Season	G	Ast.	Avg.
UNLV	†1991	35	863	24.7
Loyola Marymount	†1990	32	762	23.8
North Carolina	†1986	34	800	23.5
UNLV	1990	40	926	23.2
SMU	†1987	29	655	22.6
SMU	†1988	35	786	22.5
Oklahoma	†1985	37	828	22.4
Oklahoma	1988	39	862	22.1
Northwestern St.	†1993	26	570	21.9
UNLV	1987	39	853	21.9
Kansas	1990	35	763	21.8
Kentucky	†1996	36	783	21.8
North Carolina	1987	36	782	21.7
Iowa St.	1988	32	694	21.7
Arkansas	1991	38	819	21.6
North Carolina	†1989	37	788	21.3
Georgia Tech	1988	32	680	21.3
Montana St.	1996	30	627	20.9
Montana St.	†1995	29	606	20.9
Montana St.	†1998	30	624	20.8
Kansas	†2002	37	767	20.7
VMI	†2007	33	681	20.6
TCU	†1999	32	650	20.3
Arkansas	†1994	34	687	20.2
Fresno St.	1998	34	685	20.2

†national leader

BLOCKED SHOTS

Team	Season	G	Blk.
Connecticut	†2004	39	315
Georgetown	†1989	34	309
Connecticut	†2006	34	298
Connecticut	†2005	31	275
Massachusetts	†1995	34	273
UNLV	†1991	35	266
Connecticut	†2007	31	264
Connecticut	†2003	33	253
Syracuse	2007	35	250
Old Dominion	†1999	34	248
Syracuse	2003	35	247
BYU	1991	34	246
Massachusetts	2007	33	246
Kansas	2007	38	246
Duke	1999	39	245
Kentucky	†1998	39	240
Duke	2004	37	240
Northeastern	2006	30	240
Seton Hall	†2001	31	236
Connecticut	†2002	34	236
LSU	2006	36	236
Alabama A&M	2007	30	236
Clemson	†1990	35	235
Georgetown	1991	32	235
Central Conn. St.	†1996	28	235
Maryland	†2000	35	235
Memphis	2006	37	235

†national leader

BLOCKED SHOTS PER GAME

Team	Season	G	Blk.	Avg.
Georgetown	†1989	34	309	9.09
Connecticut	†2005	31	275	8.87
Connecticut	†2006	34	298	8.76
Connecticut	†2007	31	264	8.52
Central Conn. St.	†1996	28	235	8.39
Connecticut	†2004	39	315	8.08
Massachusetts	†1995	34	273	8.03
Northeastern	2006	30	240	8.00
Alabama A&M	2007	30	236	7.87
Colgate	†1997	28	217	7.75
Connecticut	†2003	33	253	7.67
Seton Hall	†2001	31	236	7.61
UNLV	†1991	35	266	7.60
Georgetown	†1990	31	233	7.52
Central Conn. St.	1995	26	194	7.46
Massachusetts	2007	33	246	7.45
La.-Monroe	†2000	28	207	7.39
Georgetown	1991	32	235	7.34
Florida A&M	1996	27	198	7.33
Iona	†1999	30	220	7.33
Old Dominion	1999	34	248	7.29

Team	Season	G	Blk.	Avg.
BYU	1991	34	246	7.24
Massachusetts	2006	28	202	7.21
Syracuse	2007	35	250	7.14
Old Dominion	1997	33	233	7.06
Syracuse	2003	35	247	7.06

†national leader

STEALS

Team	Season	G	Stl.
VMI	†2007	33	490
Oklahoma	†1988	39	486
Connecticut	†1990	37	484
Kentucky	†1997	40	480
Long Island	†1998	32	478
Cleveland St.	†1987	33	473
Arkansas	†1991	38	467
Texas	†1994	34	453
Loyola Marymount	1990	32	450
Arkansas	†1995	39	445
Cleveland St.	†1986	33	436
Kentucky	†1996	36	435
Tulsa	†2000	37	433
Georgetown	1996	37	431
Maryland	†1999	34	431
UTSA	1991	29	430
Duke	†2001	39	411
West Virginia	1998	33	407
Oklahoma	†1993	32	405
UNLV	1991	35	399
Long Island	1997	30	396
Florida A&M	1988	30	395
Alabama A&M	†2002	27	395
Kentucky	1994	34	394
Syracuse	2002	36	394
UAB	†2003	34	394

†national leader

STEALS PER GAME

Team	Season	G	Stl.	Avg.
Long Island	†1998	32	478	14.94
VMI	†2007	33	490	14.85
UTSA	†1991	29	430	14.83
Cleveland St.	†1987	33	473	14.33
Centenary (La.)	†1993	27	380	14.07
Loyola Marymount	†1990	32	450	14.06
Alabama A&M	†2002	27	395	13.62
Liberty	†2000	28	376	13.43
Texas	†1994	34	453	13.32
Cleveland St.	†1986	33	436	13.21
Long Island	†1997	30	396	13.20
Florida A&M	†1988	30	395	13.17
Connecticut	1990	37	484	13.08
Alabama A&M	2000	28	366	13.07
Charlotte	1991	28	363	12.96
Northeastern Ill.	†1992	28	358	12.79
Maryland	†1999	34	431	12.68
Oklahoma	1993	32	405	12.66
Southern U.	1991	28	352	12.57
Cleveland St.	1988	30	376	12.53
Nicholls St.	†1995	30	376	12.53
Tulane	1992	31	388	12.52
Southern U.	1993	31	387	12.48
Drake	1994	27	337	12.48
Houston	†2006	31	385	12.42

†national leader

MOST GAMES PLAYED (Since 1947-48)

Team	Season	W	L	G
Duke	†1986	37	3	40
UNLV	†1990	35	5	40
Kentucky	†1997	35	5	40
Florida	†2007	35	5	40
Kentucky	†1948	36	3	39
Kansas	†1986	35	4	39
Louisville	†1986	32	7	39
UNLV	†1987	37	2	39
LSU	†1987	24	15	39
Oklahoma	†1988	35	4	39
Duke	†1991	32	7	39
Arkansas	†1995	32	7	39

Team	Season	W	L	G
Kansas.....	†1998	35	4	39
Kentucky.....	†1998	35	4	39
Duke.....	†1999	37	2	39
Michigan St.....	†2000	32	7	39
Duke.....	†2001	35	4	39
Duke.....	†2004	33	6	39
Illinois.....	†2005	37	2	39
Florida.....	†2006	33	6	39
UCLA.....	†2006	32	7	39
Ohio St.....	2007	35	4	39
Georgetown.....	†1985	35	3	38
UNLV.....	1986	33	5	38
LSU.....	1986	26	12	38
Syracuse.....	1987	31	7	38
Western Ky.....	1987	29	9	38
Kansas.....	1988	27	11	38

Team	Season	W	L	G
Arizona.....	1988	35	3	38
Seton Hall.....	†1989	31	7	38
Syracuse.....	†1989	30	8	38
Duke.....	1990	29	9	38
Arkansas.....	1991	34	4	38
North Carolina.....	†1993	34	4	38
Syracuse.....	†1996	29	9	38
North Carolina.....	1998	34	4	38
Michigan St.....	1999	33	5	38
Kansas.....	†2003	30	8	38
Louisville.....	2005	33	5	38
South Carolina.....	2006	23	15	38
Kansas.....	2007	33	5	38
North Carolina.....	2007	31	7	38

†national leader

Annual Team Champions

Won-Lost Percentage

Season	Team	Won	Lost	Pct.
1948	Western Ky.....	28	2	.933
1949	Kentucky.....	32	2	.941
1950	Holy Cross.....	27	4	.871
1951	Columbia.....	21	1	.956
1952	Kansas.....	26	2	.929
1953	Seton Hall.....	31	2	.939
1954	Kentucky.....	25	0	1.000
1955	San Francisco.....	28	1	.966
1956	San Francisco.....	29	0	1.000
1957	North Carolina.....	32	0	1.000
1958	West Virginia.....	26	2	.929
1959	Mississippi St.....	24	1	.960
1960	California.....	28	2	.933
	Cincinnati.....	28	2	.933
1961	Ohio St.....	27	1	.964
1962	Mississippi St.....	24	1	.960
1963	Loyola (Ill.).....	29	2	.935
1964	UCLA.....	30	0	1.000
1965	UCLA.....	28	2	.933
1966	UTEP.....	28	1	.966
1967	UCLA.....	30	0	1.000
1968	UCLA.....	29	1	.967
1969	UCLA.....	29	1	.967
1970	UCLA.....	28	2	.933
1971	UCLA.....	29	1	.967
1972	UCLA.....	30	0	1.000
1973	UCLA.....	30	0	1.000
	North Carolina St.....	27	0	1.000
1974	North Carolina St.....	30	1	.968
1975	Indiana.....	31	1	.969
1976	Indiana.....	32	0	1.000
1977	San Francisco.....	29	2	.935
1978	Kentucky.....	30	2	.938
1979	Indiana St.....	33	1	.971
1980	Alcorn St.....	28	2	.933
1981	DePaul.....	27	2	.931
1982	North Carolina.....	32	2	.941
1983	Houston.....	31	3	.912
1984	Georgetown.....	34	3	.919
1985	Georgetown.....	35	3	.921
1986	Duke.....	37	3	.925
1987	UNLV.....	37	2	.949
1988	Temple.....	32	2	.941
1989	Ball St.....	29	3	.906
1990	La Salle.....	30	2	.938
1991	UNLV.....	34	1	.971
1992	Duke.....	34	2	.944
1993	North Carolina.....	34	4	.895
1994	Arkansas.....	31	3	.912
1995	UCLA.....	31	2	.939
1996	Massachusetts.....	35	2	.946
1997	Kansas.....	34	2	.944
1998	Princeton.....	27	2	.931
1999	Duke.....	37	2	.949
2000	Cincinnati.....	29	4	.879

Season	Team	Won	Lost	Pct.
2001	Stanford.....	31	3	.912
2002	Kansas.....	33	4	.892
2003	Kentucky.....	32	4	.889
2004	St. Joseph's.....	30	2	.938
	Stanford.....	30	2	.938
2005	Illinois.....	37	2	.949
2006	George Washington.....	27	3	.900
2007	Ohio St.....	35	4	.897

Most-Improved Teams

Season	Team	W-L Record	Previous Yr. W-L	Games Imp.
1974	Kansas.....	23-7	8-18	13
1975	Holy Cross.....	20-8	8-18	11
1976	North Texas.....	22-4	6-20	16
1977	La.-Lafayette.....	21-8	7-19	12½
1978	N.C. A&T.....	20-8	3-24	16½
1979	Wagner.....	21-7	7-19	13
1980	Murray St.....	23-8	4-22	16½
1981	Tulsa.....	26-7	8-19	15
1982	Cal St. Fullerton.....	18-14	4-23	11½
1983	Utah St.....	20-9	4-23	15
1984	Northeastern.....	27-5	13-15	12
	Loyola (Md.).....	16-12	4-24	12
1985	Cincinnati.....	17-14	3-25	12½
1986	Bradley.....	32-3	17-13	12½
1987	James Madison.....	20-10	5-23	14
1988	Loyola Marymount.....	28-4	12-16	14
1989	Ball St.....	29-3	14-14	13
1990	South Fla.....	20-11	7-21	11½
	George Washington.....	14-17	1-27	11½
1991	Radford.....	22-7	7-22	15
1992	Liberty.....	22-7	5-23	16½
1993	Tennessee St.....	19-10	4-24	14½
1994	Loyola (Md.).....	17-13	2-25	13½
1995	Western Ill.....	20-8	7-20	12½
1996	Cal Poly.....	16-13	1-26	14
1997	Northern Ariz.....	21-7	6-20	14
1998	UTSA.....	16-11	3-25	13½
1999	Ohio St.....	27-9	8-22	16
2000	Iowa St.....	32-5	15-15	13½
2001	Boston College.....	27-5	11-19	15
2002	Fla. Atlantic.....	19-12	7-24	12
	Texas Tech.....	23-9	9-19	12
2003	Mercer.....	23-6	6-23	17
2004	UTEP.....	24-8	6-24	17
2005	Texas A&M.....	21-10	7-21	12½
	San Diego.....	16-13	4-26	12½
2006	South Ala.....	24-7	10-18	12½
2007	Jacksonville.....	15-14	1-26	13

Scoring Offense

Season	Team	G	W-L	Pts.	Avg.
1948	Rhode Island	23	17-6	1,755	76.3
1949	Rhode Island	22	16-6	1,575	71.6
1950	Villanova	29	25-4	2,111	72.8
1951	Cincinnati	22	18-4	1,694	77.0
1952	Kentucky	32	29-3	2,635	82.3
1953	Furman	27	21-6	2,435	90.2
1954	Furman	29	20-9	2,658	91.7
1955	Furman	27	17-10	2,572	95.3
1956	Morehead St.	29	19-10	2,782	95.9
1957	Connecticut	25	17-8	2,183	87.3
1958	Marshall	24	17-7	2,113	88.0
1959	Miami (Fla.)	25	18-7	2,190	87.6
1960	Ohio St.	28	25-3	2,532	90.4
1961	St. Bonaventure	28	24-4	2,479	88.5
1962	Loyola (Ill.)	27	23-4	2,436	90.2
1963	Loyola (Ill.)	31	29-2	2,847	91.8
1964	Detroit	25	14-11	2,402	96.1
1965	Miami (Fla.)	26	22-4	2,558	98.4
1966	Syracuse	28	22-6	2,773	99.0
1967	Oklahoma City	26	16-10	2,496	96.0
1968	Houston	33	31-2	3,226	97.8
1969	Purdue	28	23-5	2,605	93.0
1970	Jacksonville	28	26-2	2,809	100.3
1971	Jacksonville	26	22-4	2,598	99.9
1972	Oral Roberts	28	26-2	2,943	105.1
1973	Oral Roberts	27	21-6	2,626	97.3
1974	Md.-East. Shore	29	27-2	2,831	97.6
1975	South Ala.	26	19-7	2,412	92.8
1976	UNLV	31	29-2	3,426	110.5
1977	UNLV	32	29-3	3,426	107.1
1978	New Mexico	28	24-4	2,731	97.5
1979	UNLV	29	21-9	2,700	93.1
1980	Alcorn St.	30	28-2	2,729	92.0
1981	UC Irvine	27	17-10	2,332	86.4
1982	Long Island	30	20-10	2,605	86.8
1983	Boston College	32	25-7	2,697	84.3
1984	Tulsa	31	27-4	2,816	90.8
1985	Oklahoma	37	31-6	3,328	89.9
1986	U.S. Int'l	28	8-20	2,542	90.8
1987	UNLV	39	37-2	3,612	92.6
1988	Loyola Marymount	32	28-4	3,528	110.3
1989	Loyola Marymount	31	20-11	3,486	112.5
1990	Loyola Marymount	32	26-6	3,918	*122.4
1991	Southern U.	28	19-9	2,924	104.4
1992	Northwestern St.	28	15-13	2,660	95.0
1993	Southern U.	31	21-10	3,011	97.1
1994	Southern U.	27	16-11	2,727	101.0
1995	TCU	27	16-11	2,529	93.7
1996	Troy	27	11-16	2,551	94.5
1997	Long Island	30	21-9	2,746	91.5
1998	TCU	33	27-6	3,209	97.2
1999	Duke	39	37-2	3,581	91.8
2000	Duke	34	29-5	2,992	88.0
2001	TCU	31	20-11	2,902	93.6
2002	Kansas	37	33-4	3,365	90.9
2003	Arizona	32	28-4	2,725	85.2
2004	Arizona	30	20-10	2,614	87.1
2005	North Carolina	37	33-4	3,257	88.0
2006	Long Beach St.	30	18-12	2,498	83.3
2007	VMI	33	14-19	3,331	100.9

*record

Scoring Defense

Season	Team	G	W-L	Pts.	Avg.
1948	Oklahoma St.	31	27-4	1,006	*32.5
1949	Oklahoma St.	28	23-5	985	35.2
1950	Oklahoma St.	27	18-9	1,059	39.2
1951	Texas A&M	29	17-12	1,275	44.0
1952	Oklahoma St.	27	19-8	1,228	45.5
1953	Oklahoma St.	30	23-7	1,614	53.8
1954	Oklahoma St.	29	24-5	1,539	53.1
1955	San Francisco	29	28-1	1,511	52.1
1956	San Francisco	29	29-0	1,514	52.2
1957	Oklahoma St.	26	17-9	1,420	54.6
1958	San Francisco	27	25-2	1,363	50.5
1959	California	29	25-4	1,480	51.0
1960	California	30	28-2	1,486	49.5

Season	Team	G	W-L	Pts.	Avg.
1961	Santa Clara	27	18-9	1,314	48.7
1962	Santa Clara	25	19-6	1,302	52.1
1963	Cincinnati	28	26-2	1,480	52.9
1964	San Jose St.	24	14-10	1,307	54.5
1965	Tennessee	25	20-5	1,391	55.6
1966	Oregon St.	28	21-7	1,527	54.5
1967	Tennessee	28	21-7	1,511	54.0
1968	Army	25	20-5	1,448	57.9
1969	Army	28	18-10	1,498	53.5
1970	Army	28	22-6	1,515	54.1
1971	Fairleigh Dickinson	23	16-7	1,236	53.7
1972	Minnesota	25	18-7	1,451	58.0
1973	UTEP	26	16-10	1,460	56.2
1974	UTEP	25	18-7	1,413	56.5
1975	UTEP	26	20-6	1,491	57.3
1976	Princeton	27	22-5	1,427	52.9
1977	Princeton	26	21-5	1,343	51.7
1978	Fresno St.	27	21-6	1,417	52.5
1979	Princeton	26	14-12	1,452	55.8
1980	St. Peter's	31	22-9	1,563	50.4
1981	Fresno St.	29	25-4	1,470	50.7
1982	Fresno St.	30	27-3	1,412	47.1
1983	Princeton	29	20-9	1,507	52.0
1984	Princeton	28	18-10	1,403	50.1
1985	Fresno St.	32	23-9	1,696	53.0
1986	Princeton	26	13-13	1,429	55.0
1987	Missouri St.	34	28-6	1,958	57.6
1988	Ga. Southern	31	24-7	1,725	55.6
1989	Princeton	27	19-8	1,430	53.0
1990	Princeton	27	20-7	1,378	51.0
1991	Princeton	27	24-3	1,320	48.9
1992	Princeton	28	22-6	1,349	48.2
1993	Princeton	26	15-11	1,421	54.7
1994	Princeton	26	18-8	1,361	52.3
1995	Princeton	26	16-10	1,501	57.7
1996	Princeton	29	22-7	1,498	51.7
1997	Princeton	28	24-4	1,496	53.4
1998	Princeton	29	27-2	1,491	51.4
1999	Princeton	30	22-8	1,581	52.7
2000	Princeton	30	19-11	1,637	54.6
2001	Wisconsin	29	18-11	1,641	56.6
2002	Columbia	28	11-17	1,596	57.0
2003	Air Force	28	12-16	1,596	57.0
2004	Air Force	29	22-7	1,475	50.9
2005	Air Force	30	18-12	1,629	54.3
2006	Air Force	31	24-7	1,695	54.7
2007	Princeton	28	11-17	1,493	53.3

*record

Scoring Margin

Season	Team	G	Off.	Def.	Mar.
1949	Kentucky	34	68.2	43.9	24.3
1950	Holy Cross	31	72.6	55.4	17.2
1951	Kentucky	34	74.7	52.5	22.2
1952	Kentucky	32	82.3	55.4	26.9
1953	La Salle	28	80.1	61.8	18.3
1954	Kentucky	25	87.5	60.3	27.2
1955	Utah	28	79.0	59.9	19.1
1956	San Francisco	29	72.2	52.2	20.0
1957	Kentucky	28	84.2	69.4	14.8
1958	Cincinnati	28	86.5	65.9	20.6
1959	Idaho St.	28	74.2	53.7	20.5
1960	Cincinnati	30	86.7	64.7	22.0
1961	Memphis	23	85.0	64.2	20.8
1962	Arizona St.	27	90.1	67.6	22.5
1963	Loyola (Ill.)	31	91.8	68.1	23.7
1964	Davidson	26	89.3	70.5	18.8
1965	Connecticut	26	85.1	66.5	18.6
1966	Loyola (Ill.)	25	97.5	76.6	20.9
1967	UCLA	30	89.6	63.7	25.9
1968	UCLA	30	93.4	67.2	26.2
1969	UCLA	30	84.7	63.8	20.9
1970	St. Bonaventure	28	88.4	65.9	22.5
1971	Jacksonville	26	99.9	79.0	20.9
1972	UCLA	30	94.6	64.3	*30.3
1973	North Carolina St.	27	92.9	71.1	21.8
1974	Charlotte	26	90.2	69.4	20.8
1975	Charlotte	26	88.9	65.2	23.7
1976	UNLV	31	110.5	89.0	21.5
1977	UNLV	32	107.1	87.7	19.4

Season	Team	G	Off.	Def.	Mar.
1978	UCLA.....	28	85.3	67.4	17.9
1979	Syracuse.....	30	88.7	71.5	17.2
1980	Alcorn St.....	30	91.0	73.6	17.4
1981	Wyoming.....	30	73.6	57.5	16.1
1982	Oregon St.....	27	69.6	55.0	14.6
1983	Houston.....	34	82.4	64.9	17.4
1984	Georgetown.....	37	74.3	57.9	16.4
1985	Georgetown.....	38	74.3	57.3	17.1
1986	Cleveland St.....	33	88.9	69.6	19.3
1987	UNLV.....	39	92.6	75.5	17.1
1988	Oklahoma.....	39	102.9	81.0	21.9
1989	St. Mary's (Cal.).....	30	76.1	57.6	18.5
1990	Oklahoma.....	32	101.3	80.4	21.0
1991	UNLV.....	35	97.7	71.0	26.7
1992	Indiana.....	34	83.4	65.8	17.6
1993	North Carolina.....	38	86.1	68.3	17.8
1994	Arkansas.....	34	93.4	75.6	17.9
1995	Kentucky.....	33	87.4	69.0	18.4
1996	Kentucky.....	36	91.4	69.4	22.1
1997	Kentucky.....	40	83.1	62.8	20.3
1998	Duke.....	36	85.6	64.1	21.5
1999	Duke.....	39	91.8	67.2	24.7
2000	Stanford.....	31	78.9	59.7	19.3
2001	Duke.....	39	90.7	70.5	20.2
2002	Duke.....	35	88.9	69.2	19.7
2003	Kansas.....	38	82.7	66.9	15.8
2004	Gonzaga.....	31	81.8	66.2	15.6
2005	North Carolina.....	37	88.0	70.3	17.8
2006	A&M-Corpus Christi.....	28	82.4	67.4	15.0
2007	Florida.....	40	79.8	62.6	17.2

*record

Field-Goal Percentage

Season	Team	FG	FGA	Pct.
1948	Oregon St.....	668	1,818	36.7
1949	Muhlenberg.....	593	1,512	39.2
1950	TCU.....	476	1,191	40.0
1951	Maryland.....	481	1,210	39.8
1952	Boston College.....	787	1,893	41.6
1953	Furman.....	936	2,106	44.4
1954	George Washington.....	744	1,632	45.6
1955	George Washington.....	867	1,822	47.6
1956	George Washington.....	725	1,451	50.0
1957	Manhattan.....	679	1,489	45.6
1958	Fordham.....	693	1,440	48.1
1959	Auburn.....	593	1,216	48.8
1960	Auburn.....	532	1,022	52.1
1961	Ohio St.....	939	1,886	49.8
1962	Florida St.....	709	1,386	51.2
1963	Duke.....	984	1,926	51.1
1964	Davidson.....	894	1,644	54.4
1965	St. Peter's.....	579	1,089	53.2
1966	North Carolina.....	838	1,620	51.7
1967	UCLA.....	1,082	2,081	52.0
1968	Bradley.....	927	1,768	52.4
1969	UCLA.....	1,027	1,999	51.4
1970	Ohio St.....	831	1,527	54.4
1971	Jacksonville.....	1,077	2,008	53.6
1972	North Carolina.....	1,031	1,954	52.8
1973	North Carolina.....	1,150	2,181	52.7
1974	Notre Dame.....	1,056	1,992	53.0
1975	Maryland.....	1,049	1,918	54.7
1976	Maryland.....	996	1,854	53.7
1977	Arkansas.....	849	1,558	54.5
1978	Arkansas.....	1,060	1,943	54.6
1979	UCLA.....	1,053	1,897	55.5
1980	Missouri.....	936	1,635	*57.2
1981	Oregon St.....	862	1,528	56.4
1982	UC Irvine.....	920	1,639	56.1
1983	Kentucky.....	869	1,564	55.6
1984	Houston Baptist.....	797	1,445	55.2
1985	Navy.....	946	1,726	54.8
1986	Michigan St.....	1,043	1,860	56.1
1987	Princeton.....	601	1,111	54.1
1988	Michigan.....	1,198	2,196	54.6
1989	Michigan.....	1,325	2,341	56.6
1990	Kansas.....	1,204	2,258	53.3
1991	UNLV.....	1,305	2,441	53.5
1992	Duke.....	1,108	2,069	53.6
1993	Indiana.....	1,076	2,062	52.2

Season	Team	FG	FGA	Pct.
1994	Auburn.....	854	1,689	50.6
1995	Washington St.....	902	1,743	51.7
1996	UCLA.....	897	1,698	52.8
1997	UCLA.....	932	1,791	52.0
1998	North Carolina.....	1,131	2,184	51.8
1999	Northern Ariz.....	783	1,497	52.3
2000	Samford.....	825	1,649	50.0
2001	Stanford.....	953	1,865	51.1
2002	Kansas.....	1,259	2,487	50.6
2003	Morehead St.....	854	1,674	51.0
2004	Oklahoma St.....	1,002	1,953	51.3
2005	Utah St.....	851	1,621	52.5
2006	A&M-Corpus Christi.....	837	1,671	50.1
2007	Florida.....	1,125	2,138	52.6

*record

Field-Goal Percentage Defense

Season	Team	FG	FGA	Pct.
1977	Minnesota.....	766	1,886	40.6
1978	Delaware St.....	733	1,802	40.7
1979	Illinois.....	738	1,828	40.4
1980	Penn St.....	543	1,309	41.5
1981	Wyoming.....	637	1,589	40.1
1982	Wyoming.....	584	1,470	39.7
1983	Wyoming.....	599	1,441	41.6
1984	Georgetown.....	799	2,025	39.5
1985	Georgetown.....	833	2,064	40.4
1986	St. Peter's.....	574	1,395	41.1
1987	San Diego.....	660	1,645	40.1
1988	Temple.....	777	1,981	39.2
1989	Georgetown.....	795	1,993	39.9
1990	Georgetown.....	713	1,929	37.0
1991	Georgetown.....	680	1,847	36.8
1992	UNLV.....	628	1,723	36.4
1993	Marquette.....	634	1,613	39.3
1994	Marquette.....	750	2,097	35.8
1995	Alabama.....	771	2,048	37.6
1996	Temple.....	670	1,741	38.5
1997	Marquette.....	628	1,735	36.2
1998	Miami (Fla.).....	634	1,672	37.9
1999	Kansas St.....	729	1,963	37.1
2000	Stanford.....	667	1,893	*35.2
2001	Kansas.....	782	2,069	37.8
2002	VCU.....	767	2,052	37.4
2003	St. Joseph's.....	609	1,639	37.2
2004	Connecticut.....	924	2,502	36.9
2005	Boston U.....	588	1,584	37.1
2006	Kansas.....	702	1,896	37.0
2007	Connecticut.....	677	1,824	37.1

*record

Three-Point Field Goals Made Per Game

Season	Team	G	3FG	Avg.
1987	Providence.....	34	280	8.24
1988	Princeton.....	26	211	8.12
1989	Loyola Marymount.....	31	287	9.26
1990	Kentucky.....	28	281	10.04
1991	Texas-Arlington.....	29	265	9.14
1992	La Salle.....	31	294	9.48
1993	Lamar.....	27	271	10.04
1994	Troy.....	27	262	9.70
1995	Troy.....	27	287	10.63
1996	Troy.....	27	300	11.11
1997	Mississippi Val.....	29	309	10.66
1998	Florida.....	29	285	9.83
1999	Cal Poly.....	27	255	9.44
2000	Tennessee Tech.....	28	279	9.96
2001	Duke.....	39	407	10.44
2002	St. Bonaventure.....	30	314	10.47
2003	Mississippi Val.....	29	299	10.31
2004	Troy.....	31	364	11.74
2005	Troy.....	30	338	11.27
2006	Troy.....	29	344	11.86
2007	VMI.....	33	442	*13.39

*record

Three-Point Field-Goal Percentage

Season	Team	G	3FG	3FGA	Pct.
1987	Indiana.....	34	130	256	*50.8
1988	Princeton.....	26	211	429	49.2
1989	Indiana.....	35	121	256	47.3
1990	Princeton.....	27	208	460	45.2
1991	Green Bay.....	31	189	407	46.4
1992	Green Bay.....	30	204	437	46.7
1993	Valparaiso.....	28	214	500	42.8
1994	Indiana.....	30	182	401	45.4
1995	Southern Utah.....	28	244	571	42.7
1996	Weber St.....	30	245	577	42.5
1997	Northern Ariz.....	28	221	527	41.9
1998	Northern Ariz.....	29	254	591	43.0
1999	Northern Ariz.....	29	243	546	44.5
2000	Colorado St.....	30	255	579	44.0
2001	Akron.....	28	189	436	43.3
2002	Marshall.....	30	252	595	42.4
2003	Illinois St.....	29	188	427	44.0
2004	Birmingham-So.....	27	243	565	43.0
2005	Oklahoma St.....	33	240	564	42.6
2006	Southern Utah.....	30	226	527	42.9
2007	Northern Ariz.....	30	229	537	42.7

*record

Free-Throw Percentage

Season	Team	FT	FTA	Pct.
1948	Texas.....	351	481	73.0
1949	Davidson.....	347	489	71.0
1950	Temple.....	342	483	70.8
1951	Minnesota.....	287	401	71.6
1952	Kansas.....	491	707	69.4
1953	George Washington.....	502	696	72.1
1954	Wake Forest.....	734	1,010	72.7
1955	Wake Forest.....	709	938	75.6
1956	SMU.....	701	917	76.4
1957	Oklahoma St.....	569	752	75.7
1958	Oklahoma St.....	488	617	79.1
1959	Tulsa.....	446	586	76.1
1960	Auburn.....	424	549	77.2
1961	Tulane.....	459	604	76.0
1962	Arkansas.....	647	502	77.6
1963	Tulane.....	390	492	79.3
1964	Miami (Fla.).....	593	780	76.0
1965	Miami (Fla.).....	642	807	79.6
1966	Auburn.....	476	601	79.2
1967	West Tex. A&M.....	400	518	77.2
1968	Vanderbilt.....	527	684	77.0
1969	Jacksonville.....	574	733	78.3
1970	Ohio St.....	452	559	80.9
1971	Tennessee.....	538	679	79.2
1972	Lafayette.....	656	844	77.7
1973	Duke.....	496	632	78.5
1974	Vanderbilt.....	477	595	80.2
1975	Vanderbilt.....	530	692	76.6
1976	Morehead St.....	452	577	78.3
1977	Utah.....	499	638	78.2
1978	Duke.....	665	841	79.1
1979	St. Francis (Pa.).....	350	446	78.5
1980	Oral Roberts.....	481	610	78.9
1981	Connecticut.....	487	623	78.2
1982	Western Ill.....	447	569	78.6
1983	Western Ill.....	526	679	77.5
1984	Harvard.....	535	651	*82.2
1985	Harvard.....	450	555	81.1
1986	Michigan St.....	490	613	79.9
1987	Alabama.....	521	662	78.7
1988	Butler.....	413	517	79.9
1989	BYU.....	527	647	81.5
1990	Lafayette.....	461	588	78.4
1991	Butler.....	725	922	78.6
1992	Northwestern.....	497	651	76.3
1993	Utah.....	476	602	79.1
1994	Colgate.....	511	665	76.8
1995	BYU.....	617	798	77.3
1996	Utah.....	649	828	78.4
1997	Western Ky.....	342	433	79.0

Season	Team	FT	FTA	Pct.
1998	Siena.....	574	715	80.3
1999	Siena.....	672	854	78.7
2000	Montana St.....	481	609	79.0
2001	BYU.....	651	835	78.0
2002	Morehead St.....	485	619	78.4
2003	Manhattan.....	560	711	78.8
2004	North Carolina St.....	481	602	79.9
2005	UTEP.....	606	765	79.2
2006	St. Joseph's.....	525	657	79.9
2007	Villanova.....	594	761	78.1

*record

Rebounding

Season	Team	G	Reb.	Pct.
1955	Niagara.....	26	1,507	.624
1956	George Washington.....	26	1,451	.616
1957	Morehead St.....	27	1,735	.621
1958	Manhattan.....	26	1,437	.591
1959	Mississippi St.....	25	1,012	.589
1960	Iona.....	18	1,054	.607
1961	Bradley.....	26	1,330	.592
1962	Cornell.....	25	1,463	.590
1963	UTEP.....	26	1,167	.591
1964	Iona.....	20	1,071	.640
1965	Iona.....	23	1,191	.628
1966	UTEP.....	29	1,430	.577
1967	Florida.....	25	1,275	.600

Season	Team	G	Reb.	Avg.
1968	Houston.....	33	2,074	62.8
1969	Middle Tenn.....	26	1,685	64.8
1970	Florida St.....	26	1,451	55.8
1971	Pacific.....	28	1,643	58.7
1972	Oral Roberts.....	28	1,686	60.2

Season	Team	G	Off.	Def.	Pct.
1973	Manhattan.....	26	56.5	38.0	*18.5
1974	Massachusetts.....	26	44.5	30.7	13.8
1975	Stetson.....	26	47.1	34.7	12.4
1976	Notre Dame.....	29	46.3	34.1	12.2
1977	Notre Dame.....	29	42.4	31.6	10.8
1978	Alcorn St.....	29	52.3	36.0	16.3
1979	Alcorn St.....	29	50.1	36.3	13.8
1980	Alcorn St.....	30	49.2	33.8	15.4
1981	Northeastern.....	30	44.9	32.0	12.9
1982	Northeastern.....	30	41.2	30.8	10.4
1983	Wichita St.....	28	42.4	33.6	8.8
1984	Northeastern.....	32	40.1	30.3	9.8
1985	Georgetown.....	38	39.6	30.5	9.1
1986	Notre Dame.....	29	36.4	27.8	8.6
1987	Iowa.....	35	43.1	31.5	11.5
1988	Notre Dame.....	29	36.0	26.2	9.9
1989	Iowa.....	33	41.4	31.8	9.6
1990	Georgetown.....	31	44.8	34.0	10.8
1991	New Orleans.....	31	41.7	32.4	9.3
1992	Delaware.....	31	42.1	33.8	8.3
1993	Massachusetts.....	31	43.9	32.8	11.2
1994	Utah St.....	27	38.4	29.8	8.6
1995	Navy.....	29	40.6	29.6	11.0
1996	Mississippi Val.....	29	48.3	36.8	11.6
1997	Utah St.....	29	37.4	26.6	10.9
1998	Utah.....	34	37.0	27.1	10.0
1999	Navy.....	27	43.6	33.7	10.0
2000	Michigan St.....	39	39.0	27.3	11.7
2001	Michigan St.....	33	42.5	27.1	15.4
2002	Gonzaga.....	33	41.5	32.6	8.9
2003	Wake Forest.....	31	41.7	32.0	9.6
2004	Connecticut.....	39	44.7	34.9	9.7
2005	Connecticut.....	31	45.5	34.3	11.3
2006	Texas.....	37	40.5	29.9	10.6
2007	Vermont.....	33	40.7	31.1	9.6

Note: From 1955 through 1967, the rebounding champion was determined by highest team recoveries out of the total by both teams in all games. From 1968 through 1972, the champion was determined by rebound average per game. Beginning with the 1973 season, the champion is determined by rebounding margin.

*record

Assists

Season	Team	G	Ast.	Avg.
1984	Clemson	28	571	20.4
1985	Oklahoma.....	37	828	22.4
1986	North Carolina	34	800	23.5
1987	SMU	29	655	22.6
1988	SMU	35	786	22.5
1989	North Carolina	37	788	21.3
1990	Loyola Marymount.....	32	762	23.8
1991	UNLV	35	863	*24.7
1992	Arkansas.....	34	674	19.8
1993	Northwestern St.	26	570	21.9
1994	Arkansas.....	34	687	20.2
1995	Montana St.	29	606	20.9
1996	Kentucky.....	36	783	21.8
1997	Kentucky.....	40	776	19.4
1998	Montana St.	30	624	20.8
1999	TCU	32	650	20.3
2000	UNLV	31	623	20.1
2001	Kansas	33	641	19.4
2002	Kansas	37	767	20.7
2003	Maryland.....	31	573	18.5
2004	Sam Houston St.....	28	530	18.9
2005	North Carolina.....	37	706	19.1
2006	A&M-Corpus Christi	28	550	19.6
2007	VMI.....	33	681	20.6

*record

Blocked Shots

Season	Team	G	Blk.	Avg.
1986	Navy	35	233	6.66
1987	Siena.....	29	188	6.48
1988	Siena.....	29	193	6.66
1989	Georgetown	34	309	*9.09
1990	Georgetown	31	233	7.52
1991	UNLV	35	266	7.60
1992	Vermont	29	198	6.83
1993	Wyoming.....	28	184	6.57
1994	Howard.....	27	179	6.63
1995	Massachusetts.....	34	273	8.03

Season	Team	G	Blk.	Avg.
1996	Central Conn. St.	28	235	8.39
1997	Colgate.....	28	217	7.75
1998	Texas	31	203	6.55
1999	Iona.....	30	220	7.33
2000	La.-Monroe.....	28	207	7.39
2001	Seton Hall	31	236	7.61
2002	Connecticut	34	236	6.94
2003	Connecticut	33	253	7.67
2004	Connecticut	39	315	8.08
2005	Connecticut	31	275	8.87
2006	Connecticut	34	298	8.76
2007	Connecticut	31	264	8.52

*record

Steals

Season	Team	G	Stl.	Avg.
1986	Cleveland St.	33	436	13.2
1987	Cleveland St.	33	473	14.3
1988	Florida A&M.....	30	395	13.2
1989	Arkansas.....	32	372	11.6
1990	Loyola Marymount.....	32	450	14.1
1991	UTSA	29	430	14.8
1992	Northeastern Ill.	28	358	12.8
1993	Centenary (La.)	27	380	14.1
1994	Texas	34	453	13.3
1995	Nicholls St.	30	376	12.5
1996	McNeese St.	27	330	12.2
1997	Long Island	30	396	13.2
1998	Long Island	32	478	*14.9
1999	Maryland.....	34	431	12.7
2000	Liberty	28	376	13.4
2001	Alabama A&M.....	28	339	12.1
2002	Alabama A&M.....	29	395	13.6
2003	UAB.....	34	394	11.6
2004	UAB.....	32	371	11.6
2005	UAB.....	33	382	11.6
2006	Houston.....	31	385	12.4
2007	VMI.....	33	490	14.8

*record

Statistical Trends

Year	Teams	Games	FG Made	FG Att.	Pct.	FT Made	FT Att.	Pct.	PF	Pts.
1948	160	24.7	20.3	69.4	29.3	12.7	21.1	59.8	18.5	53.3
1949	148	25.3	20.7	67.4	30.8	13.4	21.7	61.6	19.4	54.8
1950	145	25.2	21.6	68.4	31.6	14.4	23.3	61.8	19.5	57.6
1951	153	26.0	22.8	68.9	33.1	15.1	24.1	62.8	21.4	60.7
1952	156	25.7	23.8	*70.3	33.7	15.8	25.3	62.6	*22.5	63.3
1953	158	23.8	24.0	69.1	34.7	21.1	*32.9	64.0	21.3	69.1
1954	160	24.6	24.4	67.8	35.4	21.0	32.2	65.2	21.0	69.0
1955	162	23.6	25.6	69.3	36.9	*21.6	32.4	66.5	19.0	72.7
1956	166	24.7	26.1	69.5	37.5	21.2	31.7	66.8	18.9	73.3
1957	167	24.6	25.8	67.6	38.2	20.4	30.3	67.3	18.3	72.0
1958	173	24.0	25.8	67.1	38.4	16.8	25.3	66.4	18.2	68.4
1959	174	24.3	25.9	66.2	39.1	17.0	25.4	67.1	18.2	68.7
1960	175	24.5	26.3	66.2	39.8	17.4	25.8	67.4	18.4	70.0
1961	173	24.5	26.7	65.6	40.7	17.4	25.5	68.2	18.2	70.7
1962	178	24.4	27.0	67.3	40.2	16.5	24.3	67.9	18.1	70.5
1963	178	23.5	26.6	63.8	41.7	16.3	23.9	68.2	18.2	69.5
1964	179	24.3	28.7	67.4	42.5	17.1	25.1	68.3	19.1	74.4
1965	182	24.8	29.2	67.7	43.1	17.4	25.2	69.0	19.3	75.7
1966	182	21.9	30.0	68.8	43.6	17.5	25.3	69.2	19.2	77.5
1967	185	24.9	28.9	66.0	43.8	17.2	24.9	69.0	19.2	74.9
1968	189	25.1	29.1	66.6	43.7	17.4	25.1	69.1	19.0	75.5
1969	193	25.3	29.1	66.4	43.8	17.4	25.4	68.4	19.0	75.6
1970	196	25.4	30.0	67.8	44.2	17.7	25.7	68.7	19.3	77.6
1971	203	25.8	30.1	67.8	44.4	17.5	25.7	68.1	19.3	*77.7
1972	210	25.7	30.1	67.2	44.8	17.5	25.6	68.6	19.2	*77.7
1973	216	25.8	31.2	69.6	44.8	13.1	19.2	68.4	19.2	75.5
1974	233	26.0	31.0	68.3	45.4	12.8	18.7	68.4	19.2	74.8
1975	235	26.2	*31.5	68.4	46.0	13.7	19.9	69.0	20.2	76.6
1976	235	26.6	31.0	66.3	46.7	13.8	19.9	69.2	20.2	75.7
1977	245	27.2	30.4	64.9	46.7	14.2	20.5	69.4	20.1	74.9
1978	254	27.2	30.1	63.6	47.3	14.3	20.7	69.2	20.2	74.5
1979	257	27.7	29.6	62.1	47.7	14.8	21.1	*69.7	20.6	74.0
1980	261	28.0	28.6	59.7	47.9	14.9	21.3	69.6	20.2	72.0
1981	264	28.1	27.8	58.0	48.0	14.5	21.0	68.9	20.1	70.1
1982	273	28.0	26.7	55.6	47.9	14.3	20.8	68.6	19.4	67.6
1983	274	29.0	27.2	57.0	47.7	14.5	21.2	68.5	19.9	69.3
1984	276	29.1	26.7	55.6	*48.1	14.8	21.4	68.9	20.0	68.2
1985	282	29.3	27.3	57.0	47.9	14.7	21.3	68.9	19.7	69.2
1986	283	29.5	27.4	57.3	47.7	14.7	21.3	69.1	19.6	69.4

Year	Teams	Games	FG Made	FG Att.	Pct.	3FG Made	3FG Att.	Pct.	FT Made	FT Att.	Pct.	PF	Pts.
1987	290	29.6	27.2	58.7	46.4	3.5	9.2	*38.4	14.9	21.5	69.1	19.7	72.8
1988	290	29.6	27.6	58.4	47.3	4.0	10.4	38.3	15.2	22.0	68.9	19.7	74.4
1989	293	29.6	28.1	59.4	47.3	4.4	11.8	37.8	15.6	22.6	69.1	20.1	76.2
1990	292	29.6	27.5	59.5	46.2	4.7	12.8	36.8	15.6	22.6	68.9	19.8	75.3
1991	295	29.6	27.9	60.6	46.1	5.0	13.8	36.2	15.9	23.2	68.6	19.6	76.7
1992	298	29.5	26.7	58.4	45.7	5.0	14.0	35.6	15.9	23.3	68.1	20.0	74.2
1993	298	28.6	26.5	58.6	45.2	5.3	14.9	35.4	15.4	22.8	67.7	19.6	73.6
1994	301	28.7	26.8	60.6	44.3	5.7	16.5	34.5	15.6	23.2	67.1	19.9	75.0
1995	302	28.7	26.5	59.7	44.4	5.9	17.2	34.5	15.3	22.6	67.6	19.7	74.2
1996	305	28.7	25.8	58.5	44.1	5.9	17.1	34.3	15.1	22.4	67.4	19.4	72.5
1997	305	28.8	25.0	57.3	43.7	5.8	17.1	34.1	14.8	21.9	67.4	19.3	70.6
1998	306	29.1	25.3	57.7	43.9	6.0	17.4	34.4	14.9	22.0	67.5	19.4	71.4
1999	310	29.1	24.8	57.0	43.6	5.9	17.4	34.2	14.7	21.6	67.8	19.0	70.3
2000	318	30.0	25.0	57.4	43.5	6.1	17.7	34.4	14.5	21.2	68.1	18.9	70.5
2001	318	29.8	25.0	56.8	44.0	6.1	17.7	34.6	15.4	22.4	68.5	19.9	71.4
2002	321	30.2	25.1	57.2	43.8	6.3	18.3	34.6	14.8	21.5	69.0	19.2	71.3
2003	325	29.7	24.8	56.4	44.0	6.3	18.1	34.8	14.4	20.7	69.4	19.1	70.2
2004	*326	29.7	24.5	55.9	43.8	6.3	18.3	34.6	14.3	20.7	68.8	19.0	69.6
2005	*326	29.9	24.4	55.7	43.9	6.4	18.3	34.7	14.0	20.4	68.7	18.6	69.2
2006	*326	30.1	24.4	55.6	43.9	6.4	18.4	35.0	13.9	20.1	69.1	18.4	69.2
2007	325	*31.7	24.4	55.2	44.3	*6.6	*18.9	35.0	14.0	20.3	69.0	18.7	69.5

Year	Teams	Games	Reb.	Ast.	Blk.	St.	TO
1993	298	28.6	36.1	*14.5	3.2	7.6	15.8
1994	301	28.7	*37.8	*14.5	3.3	*7.8	15.9
1995	302	28.7	37.2	*14.5	3.3	7.5	15.8
1996	305	28.7	36.7	14.1	3.2	7.4	15.6
1997	305	28.8	36.1	13.9	3.2	7.5	15.7
1998	306	29.1	36.4	14.0	3.2	7.6	15.9
1999	310	29.1	36.1	13.9	*3.4	*7.8	*16.0
2000	318	30.0	36.3	14.0	*3.4	7.6	15.8
2001	318	29.8	35.9	13.9	3.3	7.1	15.2
2002	321	30.2	35.9	13.9	*3.4	7.3	15.1
2003	325	29.7	35.1	13.8	3.3	7.2	14.9
2004	*326	29.7	35.1	13.7	3.2	7.2	14.9
2005	*326	29.9	34.9	13.7	3.3	7.2	14.7
2006	*326	30.1	34.7	13.7	3.3	7.1	14.7
2007	325	*31.7	34.4	13.6	3.3	6.8	14.5

*all-time high

All-Time Winningest Teams

By Victories

(Minimum 25 years in Division I)

No.	Team	First Season	Yrs.	Won	Lost	Tied	Pct.
1.	Kentucky	1903	104	1,948	608	1	.762
2.	North Carolina	1911	97	1,914	696	0	.733
3.	Kansas	1899	109	1,906	782	0	.709
4.	Duke	1906	102	1,818	802	0	.694
5.	Syracuse	1901	106	1,704	782	0	.685
6.	Temple	1895	111	1,668	935	0	.641
7.	St. John's (N.Y.)	1908	100	1,659	831	0	.666
8.	Penn	1897	107	1,634	913	2	.641
9.	UCLA	1920	88	1,611	713	0	.693
10.	Indiana	1901	107	1,610	876	0	.648
11.	Notre Dame	1898	102	1,605	885	1	.645
12.	Utah	1909	99	1,595	833	0	.657
13.	Oregon St.	1902	106	1,570	1,137	0	.580
14.	Illinois	1906	102	1,569	824	0	.656
15.	Western Ky.	1915	88	1,548	764	0	.670
15.	Washington	1896	105	1,548	1,021	0	.603
17.	Princeton	1901	107	1,533	949	0	.618
18.	Texas	1906	101	1,532	926	0	.623
19.	Louisville	1912	93	1,529	816	0	.652
20.	Arizona	1905	102	1,528	829	1	.648
21.	BYU	1903	105	1,526	978	0	.609
22.	Cincinnati	1902	106	1,522	882	0	.633
23.	Purdue	1897	109	1,513	908	0	.625
24.	North Carolina St.	1913	95	1,503	894	0	.627
25.	West Virginia	1904	98	1,501	949	0	.613
26.	Bradley	1903	103	1,495	974	0	.606
27.	Missouri St.	1909	95	1,470	797	0	.648
28.	Villanova	1921	87	1,453	829	0	.637
29.	Arkansas	1924	84	1,450	794	0	.646
30.	Alabama	1913	94	1,447	868	1	.625
31.	Oklahoma	1908	100	1,446	922	0	.611
32.	Connecticut	1901	104	1,444	825	0	.636
33.	St. Joseph's	1910	98	1,439	938	0	.605
34.	Iowa	1902	106	1,438	970	0	.597
35.	Oklahoma St.	1908	98	1,435	1,002	0	.589
36.	Georgetown	1907	99	1,432	903	0	.613
37.	Fordham	1903	104	1,420	1,148	0	.553
38.	Southern California	1907	101	1,414	1,017	0	.582
38.	Washington St.	1902	106	1,414	1,316	0	.518
40.	Montana St.	1902	105	1,412	1,116	0	.559
41.	Missouri	1907	101	1,406	994	0	.586
42.	Oregon	1903	102	1,392	1,213	0	.534
43.	Michigan St.	1899	108	1,391	979	0	.587
43.	Illinois St.	1899	109	1,391	1,016	0	.578
45.	Tennessee	1909	98	1,390	901	2	.607
45.	Ohio St.	1899	106	1,390	957	0	.592
47.	Kansas St.	1903	103	1,386	1,012	0	.578
48.	Southern Ill.	1914	93	1,384	920	0	.601
49.	Vanderbilt	1901	105	1,378	995	0	.581
50.	Minnesota	1896	112	1,377	1,052	2	.567

By Percentage

(Minimum 25 years in Division I)

No.	Team	First Season	Yrs.	Won	Lost	Tied	Pct.
1.	Kentucky	1903	104	1,948	608	1	.762
2.	North Carolina	1911	97	1,914	696	0	.733
3.	UNLV	1959	49	1,010	410	0	.711
4.	Kansas	1899	109	1,906	782	0	.709
5.	Duke	1906	102	1,818	802	0	.694
6.	UCLA	1920	88	1,611	713	0	.693
7.	Syracuse	1901	106	1,704	782	0	.685
8.	Western Ky.	1915	88	1,548	764	0	.670
9.	St. John's (N.Y.)	1908	100	1,659	831	0	.666
10.	Utah	1909	99	1,595	833	0	.657
11.	Illinois	1906	102	1,569	824	0	.656
12.	Louisville	1912	93	1,529	816	0	.652
13.	Missouri St.	1909	95	1,470	797	0	.648
14.	Arizona	1905	102	1,528	829	1	.648
15.	Indiana	1901	107	1,610	876	0	.648
16.	Arkansas	1924	84	1,450	794	0	.646
17.	Notre Dame	1898	102	1,605	885	1	.645
18.	Penn	1897	107	1,634	913	2	.641
19.	Temple	1895	111	1,668	935	0	.641
20.	Villanova	1921	87	1,453	829	0	.637

No.	Team	First Season	Yrs.	Won	Lost	Tied	Pct.
21.	Connecticut	1901	104	1,444	825	0	.636
22.	Murray St.	1926	82	1,360	781	0	.635
23.	DePaul	1924	84	1,332	766	0	.635
24.	Weber St.	1963	45	815	472	0	.633
25.	Cincinnati	1902	106	1,522	882	0	.633
26.	North Carolina St.	1913	95	1,503	894	0	.627
27.	Alabama	1913	94	1,447	868	1	.625
28.	Purdue	1897	109	1,513	908	0	.625
29.	UAB	1979	29	572	344	0	.624
30.	Texas	1906	101	1,532	926	0	.623
31.	VCU	1971	37	659	400	0	.622
32.	Jackson St.	1951	56	970	596	0	.619
33.	Memphis	1921	86	1,298	799	0	.619
34.	Princeton	1901	107	1,533	949	0	.618
35.	Old Dominion	1951	57	911	568	0	.616
36.	Marquette	1917	90	1,374	857	0	.616
37.	Georgetown	1907	99	1,432	903	0	.613
38.	West Virginia	1904	98	1,501	949	0	.613
39.	Oklahoma	1908	100	1,446	922	0	.611
40.	Holy Cross	1901	88	1,247	799	0	.609
41.	BYU	1903	105	1,526	978	0	.609
42.	Tennessee	1909	98	1,390	901	2	.607
43.	Bradley	1903	103	1,495	974	0	.606
44.	St. Joseph's	1910	98	1,439	938	0	.605
45.	Tennessee St.	1945	63	1,034	680	0	.603
46.	Providence	1921	82	1,240	817	0	.603
47.	Washington	1896	105	1,548	1,021	0	.603
48.	Green Bay	1970	38	667	441	0	.602
49.	Akron	1902	106	1,340	886	0	.602
50.	Southern Ill.	1914	93	1,384	920	0	.601

All-Time Won-Lost Records

(Alphabetical Listing; No Minimum Seasons of Competition)

Team	First Season	Yrs.	Won	Lost	Tied	Pct.
Air Force	1957	51	593	748	0	.442
Akron	1902	106	1,340	886	0	.602
Alabama	1913	94	1,447	868	1	.625
Alabama A&M	1951	50	733	582	0	.557
Alabama St.	1935	68	1,041	708	0	.595
UAB	1979	29	572	344	0	.624
Albany (N.Y.)	1910	94	1,057	768	0	.579
Alcorn St.	1945	62	1,065	747	0	.588
American	1935	73	937	895	0	.511
Appalachian St.	1920	82	1,064	922	0	.536
Arizona	1905	102	1,528	829	1	.648
Arizona St.	1912	95	1,161	1,057	0	.523
Arkansas	1924	84	1,450	794	0	.646
Arkansas St.	1927	79	1,011	954	0	.515
Ark.-Little Rock	1968	40	600	518	0	.537
Ark.-Pine Bluff	1957	39	485	538	0	.474
Army	1903	105	1,069	1,049	0	.505
Auburn	1906	101	1,162	1,011	1	.535
Austin Peay	1930	76	1,015	888	0	.533
Ball St.	1921	86	1,059	939	1	.530
Baylor	1907	101	1,068	1,234	0	.464
Belmont	1953	55	852	718	0	.543
Bethune-Cookman	1962	46	562	691	0	.449
Binghamton	1947	61	567	776	0	.422
Boise St.	1969	39	595	507	0	.540
Boston College	1905	74	1,031	783	0	.568
Boston U.	1902	98	972	956	0	.504
Bowling Green	1916	92	1,199	986	0	.549
Bradley	1903	103	1,495	974	0	.606
BYU	1903	105	1,526	978	0	.609
Brown	1901	101	893	1,328	0	.402
Bucknell	1896	112	1,212	1,071	0	.531
Buffalo	1916	90	967	963	0	.501
Butler	1897	109	1,306	1,016	0	.562
Cal Poly	1922	76	929	874	0	.515
California	1908	98	1,354	1,032	0	.567
UC Davis	1911	95	933	1,108	0	.457
UC Irvine	1966	42	581	597	0	.493
UC Riverside	1955	53	771	600	0	.562
UC Santa Barbara	1922	82	1,010	962	0	.512
Cal St. Fullerton	1961	47	593	692	0	.461
Cal St. Northridge	1959	49	640	691	0	.481
Campbell	1962	46	593	676	0	.467
Canisius	1904	103	1,128	1,059	0	.516

Team	First Season	Yrs.	Won	Lost	Tied	Pct.
Centenary (La.)	1922	81	1,030	1,051	0	.495
Central Conn. St.	1935	71	972	724	0	.573
UCF	1970	38	595	451	0	.569
Central Mich.	1905	103	1,131	1,050	1	.519
Col. of Charleston	1899	97	1,022	844	0	.548
Charleston So.	1966	42	478	659	0	.420
Charlotte	1966	42	674	525	0	.562
Chattanooga	1916	86	1,105	871	0	.559
Chicago St.	1967	41	468	676	0	.409
Cincinnati	1902	106	1,522	882	0	.633
Citadel	1913	95	868	1,117	0	.437
Clemson	1912	96	1,092	1,145	2	.488
Cleveland St.	1930	76	692	1,002	0	.409
Coastal Caro.	1975	33	447	491	0	.477
Colgate	1901	107	1,122	1,184	0	.487
Colorado	1902	104	1,092	1,031	0	.514
Colorado St.	1902	103	1,061	1,083	0	.495
Columbia	1901	107	1,125	1,127	0	.500
Connecticut	1901	104	1,444	825	0	.636
Coppin St.	1965	43	656	502	0	.566
Cornell	1899	109	1,096	1,253	0	.467
Creighton	1912	90	1,319	903	0	.594
Dartmouth	1901	106	1,181	1,284	0	.479
Davidson	1909	98	1,195	1,085	0	.524
Dayton	1904	102	1,374	981	0	.583
Delaware	1906	102	1,016	1,102	2	.480
Delaware St.	1957	50	570	734	0	.437
Denver	1904	103	1,111	1,141	0	.493
DePaul	1924	84	1,332	766	0	.635
Detroit	1906	100	1,256	1,014	0	.553
Drake	1907	101	1,059	1,276	0	.454
Drexel	1921	86	1,028	841	0	.550
Duke	1906	102	1,818	802	0	.694
Duquesne	1914	91	1,218	928	0	.568
East Caro.	1932	75	914	935	0	.494
East Tenn. St.	1922	78	1,048	848	0	.553
Eastern Ill.	1909	96	1,157	1,048	0	.525
Eastern Ky.	1910	95	1,062	999	1	.515
Eastern Mich.	1904	100	1,055	1,068	0	.497
Eastern Wash.	1904	99	1,246	1,030	0	.547
Elon	1911	95	1,241	1,102	0	.530
Evansville	1920	88	1,195	900	0	.570
Fairfield	1949	59	758	775	0	.494
Fairleigh Dickinson	1950	58	821	698	0	.540
Florida	1916	88	1,141	984	0	.537
Florida A&M	1951	57	864	684	0	.558
Fla. Atlantic	1989	19	192	343	0	.359
Florida Int'l	1982	26	310	422	0	.423
Florida St.	1948	60	950	709	0	.573
Fordham	1903	104	1,420	1,148	0	.553
Fresno St.	1922	85	1,143	943	0	.548
Furman	1909	94	1,077	1,071	0	.501
Gardner-Webb	1970	26	471	276	0	.631
George Mason	1967	41	569	585	0	.493
George Washington	1907	93	1,168	978	0	.544
Georgetown	1907	99	1,432	903	0	.613
Georgia	1906	102	1,218	1,120	0	.521
Ga. Southern	1927	75	1,101	786	0	.583
Georgia St.	1964	44	417	760	0	.354
Georgia Tech	1906	92	1,190	1,038	0	.534
Gonzaga	1908	99	1,311	1,028	0	.560
Grambling	1957	51	792	654	0	.548
Green Bay	1970	38	667	441	0	.602
Hampton	1953	55	799	662	0	.547
Hartford	1963	45	570	615	0	.481
Harvard	1901	96	923	1,197	0	.435
Hawaii	1938	64	634	764	0	.454
High Point	1928	80	1,224	883	0	.581
Hofstra	1937	69	1,050	771	0	.577
Holy Cross	1901	88	1,247	799	0	.609
Houston	1946	62	1,041	702	0	.597
Howard	1902	93	987	1,063	0	.481
Idaho	1906	102	1,163	1,300	0	.472
Idaho St.	1927	80	1,046	978	0	.517
Illinois	1906	102	1,569	824	0	.656
Illinois St.	1899	109	1,391	1,016	0	.578
Ill.-Chicago	1948	60	717	740	0	.492
Indiana	1901	107	1,610	876	0	.648
Indiana St.	1900	108	1,305	1,093	0	.544
IPFW	1974	34	374	554	0	.403
IUPUI	1972	36	508	526	0	.491
Iona	1941	64	946	709	0	.572

Team	First Season	Yrs.	Won	Lost	Tied	Pct.
Iowa	1902	106	1,438	970	0	.597
Iowa St.	1908	100	1,134	1,160	0	.494
Jackson St.	1951	56	970	596	0	.619
Jacksonville	1949	59	817	734	0	.527
Jacksonville St.	1926	64	1,010	615	0	.622
James Madison	1970	38	579	478	0	.548
Kansas	1899	109	1,906	782	0	.709
Kansas St.	1903	103	1,386	1,012	0	.578
Kent St.	1914	91	978	1,091	0	.473
Kentucky	1903	104	1,948	608	1	.762
La Salle	1932	76	1,189	794	0	.600
Lafayette	1901	97	1,180	1,049	0	.529
Lamar	1952	56	831	692	0	.546
Lehigh	1902	106	889	1,257	0	.414
Liberty	1973	35	485	527	0	.479
Lipscomb	1937	57	1,029	514	0	.667
Long Beach St.	1951	57	813	719	0	.531
Long Island	1929	73	1,065	791	2	.574
Longwood	1977	31	418	428	0	.494
LSU	1909	99	1,346	1,010	0	.571
Louisiana Tech	1926	80	1,127	873	0	.564
La.-Lafayette	1912	91	1,206	920	0	.567
La.-Monroe	1952	56	854	664	0	.563
Louisville	1912	93	1,529	816	0	.652
Loyola (Ill.)	1914	91	1,145	982	0	.538
Loyola (Md.)	1908	97	1,105	1,119	0	.497
Loyola Marymount	1924	79	895	1,053	0	.459
Maine	1902	92	892	965	0	.480
Manhattan	1905	101	1,193	1,039	0	.534
Marist	1967	41	573	556	0	.508
Marquette	1917	90	1,374	857	0	.616
Marshall	1907	95	1,288	933	2	.580
Maryland	1905	88	1,303	921	0	.586
UMBC	1971	37	420	589	0	.416
Md.-East. Shore	1955	46	546	637	0	.462
Massachusetts	1900	98	1,088	977	0	.527
McNeese St.	1941	65	924	754	0	.551
Memphis	1921	86	1,298	799	0	.619
Mercer	1909	90	1,034	1,011	0	.506
Miami (Fla.)	1928	55	765	616	0	.554
Miami (Ohio)	1906	102	1,218	983	0	.553
Michigan	1909	91	1,223	893	0	.578
Michigan St.	1899	108	1,391	979	0	.587
Middle Tenn.	1914	84	984	925	0	.515
Milwaukee	1897	111	1,175	1,079	1	.521
Minnesota	1896	112	1,377	1,052	2	.567
Mississippi	1909	97	1,067	1,154	0	.480
Mississippi St.	1909	95	1,202	1,020	0	.541
Mississippi Val.	1962	39	507	581	0	.466
Missouri	1907	101	1,406	994	0	.586
Missouri St.	1909	95	1,470	797	0	.648
UMKC	1970	37	528	520	0	.504
Monmouth	1957	51	814	571	0	.588
Montana	1906	99	1,253	1,107	0	.531
Montana St.	1902	105	1,412	1,116	0	.559
Morehead St.	1930	78	956	931	0	.507
Morgan St.	1948	60	640	894	0	.417
Mt. St. Mary's	1955	53	871	600	0	.592
Murray St.	1926	82	1,360	781	0	.635
Navy	1907	101	1,236	854	0	.591
Nebraska	1897	111	1,314	1,175	0	.528
Nevada	1913	94	1,106	1,032	0	.517
UNLV	1959	49	1,010	410	0	.711
New Hampshire	1903	103	781	1,268	0	.381
New Mexico	1900	104	1,262	996	0	.559
New Mexico St.	1905	98	1,253	961	2	.566
New Orleans	1970	38	655	436	0	.600
Niagara	1906	101	1,302	1,030	1	.558
Nicholls St.	1964	42	489	632	0	.436
Norfolk St.	1963	44	863	393	0	.687
North Carolina	1911	97	1,914	696	0	.733
N.C. A&T	1953	55	873	625	0	.583
UNC Asheville	1965	43	603	631	0	.489
UNC Greensboro	1968	40	465	562	0	.453
North Carolina St.	1913	95	1,503	894	0	.627
UNC Wilmington	1964	44	616	594	0	.509
North Texas	1915	90	962	1,136	0	.459
Northeastern	1921	87	1,018	948	0	.518
Northern Ariz.	1910	95	1,011	1,032	0	.495
Northern Colo.	1902	103	971	1,077	0	.474
Northern Ill.	1955	50	606	696	0	.465
UNI	1901	102	1,068	996	0	.517
Northwestern	1905	102	892	1,324	1	.403

Team	First Season	Yrs.	Won	Lost	Tied	Pct.
Northwestern St.	1966	42	530	630	0	.457
Notre Dame	1898	102	1,605	885	1	.645
Oakland	1968	40	558	546	0	.505
Ohio	1908	100	1,296	986	0	.568
Ohio St.	1899	106	1,390	957	0	.592
Oklahoma	1908	100	1,446	922	0	.611
Oklahoma St.	1908	98	1,435	1,002	0	.589
Old Dominion	1951	57	911	568	0	.616
Oral Roberts	1970	34	578	400	0	.591
Oregon	1903	102	1,392	1,213	0	.534
Oregon St.	1902	106	1,570	1,137	0	.580
Pacific	1911	97	1,098	1,075	0	.505
Penn.	1897	107	1,634	913	2	.641
Penn St.	1897	111	1,277	985	1	.565
Pepperdine	1939	69	1,091	858	0	.560
Pittsburgh	1906	100	1,353	1,018	0	.571
Portland	1923	82	1,021	1,096	0	.482
Portland St.	1947	46	598	592	0	.503
Prairie View	1957	47	458	800	0	.364
Princeton	1901	107	1,533	949	0	.618
Providence	1921	82	1,240	817	0	.603
Purdue	1897	109	1,513	908	0	.625
Quinnipiac	1952	56	769	706	0	.521
Radford	1975	33	512	412	0	.554
Rhode Island	1904	101	1,285	968	0	.570
Rice	1915	93	957	1,174	0	.449
Richmond	1913	95	1,144	1,035	0	.525
Rider	1928	77	986	881	0	.528
Robert Morris	1977	31	388	484	0	.445
Rutgers	1907	95	1,089	996	0	.522
Sacramento St.	1949	59	654	911	0	.418
Sacred Heart	1966	42	685	512	0	.572
St. Bonaventure	1920	87	1,140	870	0	.567
St. Francis (N.Y.)	1902	88	1,067	1,070	0	.499
St. Francis (Pa.)	1919	81	978	935	2	.511
St. John's (N.Y.)	1908	100	1,659	831	0	.666
St. Joseph's	1910	98	1,439	938	0	.605
St. Louis	1916	91	1,207	1,042	0	.537
St. Mary's (Cal.)	1910	84	1,029	1,095	0	.484
St. Peter's	1931	74	930	868	0	.517
Sam Houston St.	1918	85	1,074	977	0	.524
Samford	1902	91	963	1,138	0	.458
San Diego	1956	52	729	688	0	.514
San Diego St.	1922	86	1,160	999	0	.537
San Francisco	1924	80	1,188	821	0	.591
San Jose St.	1910	93	1,026	1,139	0	.474
Santa Clara	1905	100	1,307	904	0	.591
Savannah St.	1965	43	491	659	0	.427
Seton Hall	1904	95	1,294	915	2	.586
Siena	1939	66	918	770	0	.544
South Ala.	1969	39	629	471	0	.572
South Carolina	1909	99	1,223	1,068	1	.534
South Carolina St.	1956	52	830	605	0	.578
South Fla.	1972	36	490	531	0	.480
Southeast Mo. St.	1953	49	737	533	0	.580
Southeastern La.	1948	59	673	853	0	.441
Southern California	1907	101	1,414	1,017	0	.582
Southern Ill.	1914	93	1,384	920	0	.601
SMU	1917	91	1,114	1,053	0	.514
Southern Miss	1913	88	1,043	898	1	.537
Southern U.	1950	45	744	528	0	.585
Southern Utah	1969	39	576	480	0	.545
Stanford	1914	92	1,296	988	0	.567
Stephen F. Austin	1925	81	1,209	827	0	.594
Stetson	1901	91	1,101	927	0	.543
Stony Brook	1961	47	582	569	0	.506
Syracuse	1901	106	1,704	782	0	.685
Temple	1895	111	1,668	935	0	.641
Tennessee	1909	98	1,390	901	2	.607
Tennessee St.	1945	63	1,034	680	0	.603
Tennessee Tech	1925	83	958	917	1	.511
Tenn.-Martin	1952	56	622	770	0	.447
Texas	1906	101	1,532	926	0	.623
Texas A&M	1913	95	1,176	1,119	0	.512
A&M-Corpus Chris.	2000	8	134	91	0	.596
TCU	1909	96	1,036	1,185	0	.466
Texas Southern	1950	57	933	703	0	.570
Texas St.	1921	86	1,131	964	0	.540
Texas Tech	1926	82	1,221	915	0	.572
Texas-Arlington	1960	48	519	776	0	.401
UTEP	1915	86	1,161	897	0	.564
Tex.-Pan American	1953	55	706	761	0	.481

Team	First Season	Yrs.	Won	Lost	Tied	Pct.
UTSA	1982	26	386	354	0	.522
Toledo	1916	92	1,267	879	0	.590
Towson	1959	49	550	711	0	.436
Troy	1951	57	905	678	0	.572
Tulane	1906	97	1,064	1,073	0	.498
Tulsa	1908	96	1,212	1,001	0	.548
UCLA	1920	88	1,611	713	0	.693
Utah	1909	99	1,595	833	0	.657
Utah St.	1904	101	1,332	970	0	.579
Utah Valley St.	2004	4	77	37	0	.675
Valparaiso	1918	90	1,126	1,064	0	.514
Vanderbilt	1901	105	1,378	995	0	.581
Vermont	1901	93	985	1,000	0	.496
Villanova	1921	87	1,453	829	0	.637
Virginia	1906	102	1,351	1,045	1	.564
VCU	1971	37	659	400	0	.622
VMI	1909	99	732	1,326	0	.356
Virginia Tech	1909	99	1,239	1,043	0	.543
Wagner	1923	70	866	897	0	.491
Wake Forest	1906	101	1,349	1,029	0	.567
Washington	1896	105	1,548	1,021	0	.603
Washington St.	1902	106	1,414	1,316	0	.518
Weber St.	1963	45	815	472	0	.633
West Virginia	1904	98	1,501	949	0	.613
Western Caro.	1929	79	1,051	1,001	0	.512
Western Ill.	1948	60	840	790	0	.515
Western Ky.	1915	88	1,548	764	0	.670
Western Mich.	1914	94	1,134	1,019	0	.527
Wichita St.	1906	100	1,278	1,090	0	.540
William & Mary	1906	102	1,043	1,212	0	.463
Winthrop	1979	29	479	394	0	.549
Wisconsin	1899	109	1,314	1,089	0	.547
Wofford	1916	83	1,037	1,033	0	.501
Wright St.	1971	37	613	420	0	.593
Wyoming	1905	102	1,337	989	0	.575
Xavier	1920	86	1,199	877	0	.578
Yale	1896	112	1,270	1,324	1	.490
Youngstown St.	1928	77	956	934	0	.506

Note: Records are adjusted with vacated and forfeited games.

Schools in the process of becoming Division I

Team	First Season	Yrs.	Won	Lost	Tied	Pct.
Cal St. Bakersfield	1972	36	730	307	0	.704
Central Ark.	1921	85	1,357	842	1	.617
Fla. Gulf Coast	2003	5	114	39	0	.745
Kennesaw St.	1986	22	365	281	0	.565
NJIT	1924	76	799	654	0	.550
N.C. Central	1928	74	1,026	804	0	.561
North Dakota St.	1898	108	1,387	987	0	.584
North Fla.	1993	15	161	255	0	.387
Presbyterian	1952	43	712	527	0	.575
S.C. Upstate	1975	33	567	382	0	.597
South Dakota St.	1906	99	1,277	879	1	.592
Utah Valley St.	2004	4	77	37	0	.675
Winston-Salem	1947	61	1,056	622	0	.629

Vacated and Forfeited Games

Teams	Coach	Year	Actual	Adjusted	Games Affected*
			W-L	W-L	
Alabama.....	Wimp Sanderson	1987	28-5	26-4	V: Tr 2-1
Arizona.....	Lute Olson	1999	22-7	22-6	V: Tr 0-1
Arizona St.....	Bill Freider	1995	24-9	22-8	V: Tr 2-1
Austin Peay.....	Lake Kelly	1973	22-7	21-5	V: Tr 1-2
California.....	Todd Bozeman	1995	13-14	0-27	F: RS 13 wins
California.....	Todd Bozeman	1996	17-11	2-25	F: RS 15 wins; V: 0-1
Clemson.....	Cliff Ellis	1990	26-9	24-8	V: Tr 2-1
Connecticut.....	Jim Calhoun	1996	32-3	30-2	V: Tr 2-1
DePaul.....	Joey Meyer	1986	18-13	16-12	V: Tr 2-1
DePaul.....	Joey Meyer	1987	28-3	26-2	V: Tr 2-1
DePaul.....	Joey Meyer	1988	22-8	21-7	V: Tr 1-1
DePaul.....	Joey Meyer	1989	21-12	20-11	V: Tr 1-1
Florida.....	Norm Sloan	1987	23-11	21-10	V: Tr 2-1
Florida.....	Norm Sloan	1988	23-12	22-11	V: Tr 1-1
Fresno St.....	Jerry Tarkanian	1999	21-12	1-12	V: RS 20 wins
Fresno St.....	Jerry Tarkanian	2000	24-10	12-9	V: RS 12 wins, Tr 0-1
Fresno St.....	Jerry Tarkanian	2001	26-7	9-7	V: RS 17 wins
Georgia.....	Hugh Durham	1985	22-9	21-8	V: Tr 1-1
Georgia.....	Jim Harrick	2002	22-10	21-9	V: Tr 1-1
Iona.....	Jim Valvano	1980	29-5	28-4	V: Tr 1-1
Kentucky.....	Eddie Sutton	1988	27-6	25-5	V: Tr 2-1
Long Beach St.....	Jerry Tarkanian	1971	24-5	22-4	V: Tr 2-1
Long Beach St.....	Jerry Tarkanian	1972	25-4	23-3	V: Tr 2-1
Long Beach St.....	Jerry Tarkanian	1973	26-3	24-2	V: Tr 2-1
La.-Lafayette.....	Berly Shipley	1972	25-4	23-3	V: Tr 2-1
La.-Lafayette.....	Berly Shipley	1973	24-5	23-3	V: Tr 1-2
La.-Lafayette.....	Jessie Evans	2004	20-9	6-8	V: RS 14 wins, Tr 0-1
La.-Lafayette.....	Robert Lee	2005	20-11	3-10	V: RS 17 wins, Tr 0-1
Loyola Marymount.....	Ron Jacobs	1980	14-14	14-13	V: Tr 0-1
Marshall.....	Ricky Huckabay	1987	25-6	25-5	V: Tr 0-1
Maryland.....	Bob Wade	1988	18-13	17-12	V: Tr 1-1
Massachusetts.....	John Calipari	996	35-2	31-1	V: Tr 4-1
Memphis.....	Dana Kirk	1982	24-5	23-4	V: Tr 1-1
Memphis.....	Dana Kirk	1983	23-8	22-7	V: Tr 1-1
Memphis.....	Dana Kirk	1984	26-7	24-6	V: Tr 2-1
Memphis.....	Dana Kirk	1985	31-4	27-3	V: Tr 4-1
Memphis.....	Dana Kirk	1986	28-6	27-5	V: Tr 1-1
Miami (Ohio).....	Jerry Pierson	1989	13-15	5-23	F: RS 8 wins
Michigan.....	Steve Fisher	1992	25-9	20-8	V: Tr 5-1
Michigan.....	Steve Fisher	1993	31-5	0-5	V: RS 26 wins, Tr 5-1
Michigan.....	Steve Fisher	1996	21-11	0-11	V: RS 21 wins, Tr 0-1
Michigan.....	Steve Fisher	1997	24-11	0-11	V: RS 24 wins
Michigan.....	Brian Ellerbe	1998	25-9	0-9	V: RS 24 wins, Tr 1-1
Michigan.....	Brian Ellerbe	1999	12-19	0-19	V: RS 12 wins
Minnesota.....	Bill Musselman	1972	18-7	17-6	V: Tr 1-1
Minnesota.....	Jim Dutcher	1977	24-3	0-27	F: RS 24 wins
Minnesota.....	Clem Haskins	1994	22-13	21-12	V: Tr 1-1
Minnesota.....	Clem Haskins	1995	19-13	19-12	V: Tr 0-1
Minnesota.....	Clem Haskins	1996	19-13	18-12	V: NIT 1-1
Minnesota.....	Clem Haskins	1997	35-5	31-4	V: Tr 4-1
Minnesota.....	Clem Haskins	1998	20-15	15-15	V: NIT 5-0
Missouri.....	Norm Stewart	1994	28-4	25-3	V: Tr 3-1
New Mexico St.....	Neil McCarthy	1992	25-8	23-7	V: Tr 2-1
New Mexico St.....	Neil McCarthy	1993	26-8	25-7	V: Tr 1-1
New Mexico St.....	Neil McCarthy	1994	23-8	23-7	V: Tr 0-1
New Mexico St.....	Neil McCarthy	1997	19-9	0-0	V: RS 19 wins
New Mexico St.....	Lou Henson	1998	18-12	0-0	V: RS 18 wins
North Carolina St.....	Jim Valvano	1987	20-14	20-13	V: Tr 0-1
North Carolina St.....	Jim Valvano	1988	24-7	24-6	V: Tr 0-1
Ohio St.....	Jim O'Brien	1999	27-9	1-1	V: RS 22-7, Tr 4-1
Ohio St.....	Jim O'Brien	2000	23-7	11-3	V: RS 11-3, Tr 1-1
Ohio St.....	Jim O'Brien	2001	20-11	0-0	V: RS 20-10, Tr 0-1
Ohio St.....	Jim O'Brien	2002	24-8	0-0	V: RS 23-7, Tr 1-1
Oregon St.....	Ralph Miller	1976	18-9	3-24	F: RS 15 wins
Oregon St.....	Ralph Miller	1980	26-4	26-3	V: Tr 0-1
Oregon St.....	Ralph Miller	1981	26-2	26-1	V: Tr 0-1
Oregon St.....	Ralph Miller	1982	25-5	23-4	V: Tr 2-1
Purdue.....	Gene Keady	1996	26-6	7-23	F: RS 18 wins; V: Tr 1-1
St. Bonaventure.....	Jan van Breda Kolff	2002	13-14	1-14	V: RS 12 wins
St. John's (N.Y.).....	Mike Jarvis	2001	14-15	5-15	V: RS 9 wins
St. John's (N.Y.).....	Mike Jarvis	2002	20-12	7-11	V: RS 13 wins, Tr 0-1
St. John's (N.Y.).....	Mike Jarvis	2003	21-13	1-13	V: RS 20 wins
St. John's (N.Y.).....	Mike Jarvis	2004	6-21	2-21	V: RS 4 wins
St. Joseph's.....	Jack Ramsay	1961	25-5	22-4	V: Tr 3-1
Texas Tech.....	James Dickey	1996	30-2	28-1	V: Tr 2-1
UCLA.....	Larry Brown	1980	22-10	17-9	V: Tr 5-1
UCLA.....	Steve Lavin	1999	22-9	22-8	V: Tr 0-1
Villanova.....	Jack Kraft	1971	27-7	23-6	V: Tr 4-1
Western Ky.....	Johnny Oldham	1971	24-6	20-5	V: Tr 4-1

*F=Forfeited, V=Vacated.

*NIT=National Invitational Tournament, RS=Regular Season, Tr=NCAA Tournament.

Winningest Teams by Decade

1930-39

Rk.	Team	Won	Lost	Pct.
1.	Long Island.....	198	38	.839
2.	Kentucky.....	162	34	.827
3.	St. John's (N.Y.).....	181	40	.819
4.	Kansas.....	153	37	.805
5.	Syracuse.....	143	37	.794
6.	Purdue.....	148	39	.791
7.	Western Ky.....	197	52	.791
8.	Rhode Island.....	142	39	.785
9.	Notre Dame.....	170	49	.776
10.	CCNY.....	120	35	.774
11.	Washington.....	206	63	.766
12.	DePaul.....	142	44	.763
13.	Arkansas.....	167	57	.746
14.	Duquesne.....	143	50	.741
15.	Wyoming.....	147	52	.739
16.	Navy.....	108	40	.730
17.	North Carolina.....	163	61	.728
18.	George Washington.....	129	50	.721
19.	New York U.....	124	49	.717
20.	Western Mich.....	123	50	.711

1940-49

Rk.	Team	Won	Lost	Pct.
1.	Kentucky.....	239	42	.851
2.	Oklahoma St.....	237	55	.812
3.	Rhode Island.....	178	44	.802
4.	Eastern Ky.....	145	40	.784
5.	Western Ky.....	222	66	.771
6.	Tennessee.....	152	46	.768
7.	Bowling Green.....	204	66	.756
8.	Notre Dame.....	162	55	.747
9.	Toledo.....	176	65	.730
10.	St. John's (N.Y.).....	162	60	.730
11.	North Carolina.....	196	75	.723
12.	West Virginia.....	157	59	.727
13.	Illinois.....	150	57	.725
14.	DePaul.....	180	69	.723
15.	Bradley.....	144	56	.720
16.	New York U.....	150	60	.714
17.	Utah.....	159	68	.700
18.	Wyoming.....	163	70	.700
19.	Texas.....	168	73	.697
20.	CCNY.....	133	62	.682

Played only seven seasons:

Seton Hall.....	128	22	.853
Duquesne.....	118	32	.787
George Washington.....	117	47	.713

1950-59

Rk.	Team	Won	Lost	Pct.
1.	Kentucky.....	224	33	.872
2.	North Carolina St.....	240	65	.787
3.	Seattle.....	233	69	.772
4.	La Salle.....	209	65	.763
5.	Dayton.....	228	71	.763
6.	Holy Cross.....	199	65	.754
7.	Kansas St.....	179	63	.740
8.	Connecticut.....	187	67	.736
9.	West Virginia.....	205	74	.735
10.	Louisville.....	202	77	.724
11.	Illinois.....	165	64	.721
12.	Western Ky.....	205	82	.714
13.	UCLA.....	193	78	.712
14.	Duquesne.....	187	76	.711
15.	Kansas.....	171	74	.698
16.	St. John's (N.Y.).....	176	77	.696
17.	Cincinnati.....	175	80	.686
18.	Oklahoma St.....	192	88	.686
19.	Lafayette.....	171	81	.679
20.	St. Louis.....	185	88	.678

1960-69

Rk.	Team	Won	Lost	Pct.
1.	UCLA.....	234	52	.818
2.	Cincinnati.....	214	63	.773
3.	Providence.....	204	64	.761
4.	Duke.....	213	67	.761
5.	Kentucky.....	197	69	.741
6.	Ohio St.....	188	69	.732
7.	St. Joseph's.....	201	74	.731
8.	Dayton.....	207	77	.729
9.	Bradley.....	197	74	.727
10.	Princeton.....	188	71	.726
11.	Vanderbilt.....	182	69	.725
12.	North Carolina.....	184	72	.719
13.	St. Bonaventure.....	172	69	.714
14.	Villanova.....	193	79	.710
15.	Houston.....	198	82	.707
16.	St. John's (N.Y.).....	185	79	.701
17.	Miami (Fla.).....	183	82	.691
18.	West Virginia.....	197	89	.689
19.	TEMP.....	183	83	.688
20.	UTEP.....	177	81	.686

Played only seven seasons:

Weber St.....	147	36	.803
---------------	-----	----	------

1970-79

Rk.	Team	Won	Lost	Pct.
1.	UCLA.....	273	27	.910
2.	Marquette.....	251	41	.860
3.	Penn.....	223	56	.799
4.	North Carolina.....	239	65	.786
5.	Kentucky.....	223	69	.764
6.	Louisville.....	224	70	.762
7.	Syracuse.....	213	69	.755
8.	Long Beach St.....	209	71	.746
9.	Indiana.....	208	75	.735
10.	Florida St.....	201	74	.731
11.	UNLV.....	203	78	.722
12.	North Carolina St.....	208	80	.722
13.	San Francisco.....	202	79	.719
14.	Houston.....	210	84	.714
15.	Providence.....	209	84	.713
16.	South Carolina.....	198	80	.712
17.	St. John's (N.Y.).....	205	85	.707
18.	Maryland.....	199	85	.701
19.	Rutgers.....	193	84	.697
20.	Notre Dame.....	202	89	.694

Played only eight seasons:

Oral Roberts.....	161	59	.732
-------------------	-----	----	------

1980-89

Rk.	Team	Won	Lost	Pct.
1.	North Carolina.....	281	63	.817
2.	UNLV.....	271	65	.807
3.	Georgetown.....	269	69	.796
4.	DePaul.....	235	67	.778
5.	Temple.....	225	78	.743
6.	Syracuse.....	243	87	.736
7.	UTEP.....	227	82	.735
8.	Oklahoma.....	245	90	.731
9.	Kentucky.....	233	86	.730
10.	St. John's (N.Y.).....	228	85	.728
11.	Indiana.....	228	86	.726
12.	Oregon St.....	212	80	.726
13.	Louisville.....	250	96	.723
14.	Illinois.....	233	90	.721
15.	Memphis.....	225	89	.717
16.	Northeastern.....	213	86	.712
17.	Chattanooga.....	215	89	.707
18.	Arkansas.....	218	92	.703
19.	Missouri.....	227	99	.696
20.	West Virginia.....	217	95	.696

1990-99

Rk.	Team	Won	Lost	Pct.
1.	Kansas	286	60	.827
2.	Kentucky	282	63	.817
3.	Arizona	256	67	.793
4.	Duke	271	78	.777
5.	North Carolina	270	78	.776
6.	Connecticut	259	75	.775
7.	Utah	250	76	.767
8.	Princeton	210	66	.761
9.	Arkansas	260	83	.758
10.	UCLA	240	79	.752
11.	Cincinnati	246	83	.748
12.	Xavier	217	86	.716
13.	Syracuse	232	92	.716
14.	Massachusetts	237	94	.716
15.	Murray St.	219	88	.713
16.	Indiana	229	94	.709
17.	New Mexico St.	219	91	.706
18.	Green Bay	211	90	.701
19.	Purdue	222	96	.698
20.	New Mexico	224	97	.698
Played only eight seasons:				
	Col. of Charleston	191	42	.820

2000-07

Rk.	Team	Won	Lost	Pct.
1.	Duke	233	47	.832
2.	Gonzaga	211	52	.802
3.	Kansas	218	58	.790
4.	Florida	212	62	.774
5.	Illinois	212	62	.774
6.	Utah St.	198	62	.762
7.	Kentucky	200	70	.741
8.	Syracuse	201	71	.739
9.	Arizona	197	70	.738
10.	Connecticut	198	71	.736
11.	Oklahoma	192	69	.736
12.	Pittsburgh	194	70	.735
13.	Stanford	184	68	.730
14.	Texas	197	73	.730
15.	Southern Ill.	191	73	.723
16.	Creighton	184	73	.716
17.	Memphis	196	79	.713
18.	Oklahoma St.	188	76	.712
19.	Kent St.	186	76	.710
20.	Xavier	183	75	.709

Winningest Teams Over Periods of Time

Victories Over a Two-Year Period

Team	First Year	Last Year	Won	Lost
Montana St.	1928	1929	72	4
Kentucky	1947	1948	70	6
UNLV	1986	1987	70	7
Kentucky	1997	1998	70	9
Georgetown	1984	1985	69	6
UNLV	1990	1991	69	6
Kansas	1997	1998	69	6
Duke	1998	1999	69	6
Kentucky	1996	1997	69	7
Kentucky	1948	1949	68	5
Florida	2006	2007	68	11
Connecticut	1998	1999	66	7
Duke	1999	2000	66	7
Duke	2001	2002	66	8
Memphis	2006	2007	66	8
Montana St.	1927	1928	66	9
Duke	1991	1992	66	9
Oklahoma	1988	1989	65	10
Michigan St.	1999	2000	65	12
UNLV	1987	1988	65	8
Temple	1987	1988	64	6
Arizona	1988	1989	64	7
Massachusetts	1995	1996	64	7
Arkansas	1990	1991	64	9
Duke	2000	2001	64	9
Bradley	1950	1951	64	11
UNLV	1989	1990	64	13

Victories Over a Three-Year Period

Team	First Year	Last Year	Won	Lost
Kentucky	1996	1998	104	11
Kentucky	1947	1949	102	8
Montana St.	1927	1929	102	11
Duke	1999	2001	101	11
Kentucky	1946	1948	98	8
Kansas	1996	1998	98	11
Duke	1998	2000	98	11
UNLV	1985	1987	98	11
UNLV	1986	1988	98	13
UNLV	1989	1991	98	14
Kentucky	1997	1999	98	18

Team	First Year	Last Year	Won	Lost
Kentucky	1995	1997	97	12
UNLV	1990	1992	95	8
Duke	2000	2002	95	13
Duke	1990	1992	95	18
UNLV	1987	1989	94	16
Kentucky	1948	1950	93	10
Montana St.	1928	1930	93	14
Georgetown	1984	1986	93	14
Duke	1997	1999	93	15
Michigan St.	1999	2001	93	17
Massachusetts	1994	1996	92	14
Oklahoma	1988	1990	92	15
Duke	2001	2003	92	15
Kansas	1997	1999	92	16
UNLV	1988	1990	92	19
Florida	2005	2007	92	19

Victories Over a Four-Year Period

Team	First Year	Last Year	Won	Lost
Duke	1998	2001	133	15
Duke	1999	2002	132	15
Kentucky	1995	1998	132	16
Kentucky	1996	1999	132	20
Kentucky	1946	1949	130	10
UNLV	1987	1990	129	21
Kentucky	1947	1950	127	13
UNLV	1984	1987	127	17
UNLV	1986	1989	127	21
UNLV	1985	1988	126	17
UNLV	1988	1991	126	20
Kentucky	1948	1951	125	12
UNLV	1989	1992	124	16
Kentucky	1994	1997	124	19
Kansas	1995	1998	123	17
Montana St.	1927	1930	123	21
Duke	2001	2004	123	21
Duke	1989	1992	123	26
Georgetown	1984	1987	122	19
Duke	1997	2000	122	20
Montana St.	1926	1929	122	23
Duke	2000	2003	121	20
Kansas	1996	1999	121	21
Georgetown	1982	1985	121	23
Kentucky	1997	2000	121	28

Winning Percentage Over a Two-Year Period

(Minimum 40 games)

Team	First Year	Last Year	Won	Lost	Pct.
UCLA.....	1972	1973	60	0	1.000
Indiana.....	1975	1976	63	1	.984
UCLA.....	1967	1968	59	1	.983
UCLA.....	1971	1972	59	1	.983
North Carolina St.....	1973	1974	57	1	.983
North Carolina.....	1923	1924	41	1	.976
UCLA.....	1964	1965	58	2	.967
UCLA.....	1968	1969	58	2	.967
Long Island.....	1935	1936	49	2	.961
St. John's (N.Y.).....	1930	1931	46	2	.958
UNLV.....	1991	1992	60	3	.952
Seton Hall.....	1940	1941	39	2	.951
Arkansas.....	1928	1929	38	2	.950
Notre Dame.....	1926	1927	38	2	.950
UCLA.....	1969	1970	57	3	.950
UCLA.....	1970	1971	57	3	.950
Alcorn St.....	1978	1979	56	3	.949
Montana St.....	1928	1929	72	4	.947
Long Island.....	1936	1937	53	3	.946
Penn.....	1970	1971	53	3	.946
Ohio St.....	1961	1962	53	3	.946
Long Island.....	1934	1935	50	3	.943
Kentucky.....	1954	1955	48	3	.941
St. John's (N.Y.).....	1929	1930	46	3	.939
Penn.....	1920	1921	43	3	.935

Winning Percentage Over a Three-Year Period

(Minimum 60 games)

Team	First Year	Last Year	Won	Lost	Pct.
UCLA.....	1971	1973	89	1	.989
UCLA.....	1967	1969	88	2	.978
UCLA.....	1970	1972	87	3	.967
Long Island.....	1934	1936	75	3	.962
UCLA.....	1968	1970	86	4	.956
UCLA.....	1969	1971	86	4	.956
UCLA.....	1972	1974	86	4	.956
St. John's (N.Y.).....	1929	1931	67	4	.944
Long Island.....	1935	1937	77	5	.939
Penn.....	1919	1921	58	4	.935
Indiana.....	1974	1976	86	6	.935
Ohio St.....	1960	1962	78	6	.929

Team	First Year	Last Year	Won	Lost	Pct.
Penn.....	1970	1972	78	6	.929
Kentucky.....	1947	1949	102	8	.927
Kentucky.....	1946	1948	98	8	.925
Kentucky.....	1951	1953	61	5	.924
Cincinnati.....	1960	1962	84	7	.923
UCLA.....	1973	1975	84	7	.923
UNLV.....	1990	1992	95	8	.922
Cincinnati.....	1961	1963	82	7	.921
North Carolina St.....	1973	1975	79	7	.919
DePaul.....	1980	1982	79	7	.917
Arkansas.....	1926	1928	56	5	.918
Penn.....	1920	1922	67	6	.918
St. John's (N.Y.).....	1930	1932	66	6	.917
Seton Hall.....	1940	1942	55	5	.917
Kentucky.....	1949	1951	89	9	.908
Marquette.....	1970	1972	79	8	.908
Kentucky.....	1996	1998	104	11	.904
Kentucky.....	1945	1947	84	9	.903

Winning Percentage Over a Four-Year Period

(Minimum 80 games)

Team	First Year	Last Year	Won	Lost	Pct.
UCLA.....	1970	1973	117	3	.975
UCLA.....	1967	1970	116	4	.967
UCLA.....	1969	1972	116	4	.967
UCLA.....	1968	1971	115	5	.958
UCLA.....	1971	1974	115	5	.958
Kentucky.....	1951	1954	86	5	.945
Long Island.....	1934	1937	103	6	.945
UCLA.....	1972	1975	114	7	.942
Kentucky.....	1946	1949	130	10	.929
Kentucky.....	1952	1955	77	6	.928
Penn.....	1918	1921	76	6	.927
Arkansas.....	1926	1929	75	6	.929
Long Island.....	1936	1939	99	8	.925
Cincinnati.....	1960	1963	110	9	.924
Penn.....	1919	1922	82	7	.921
St. John's (N.Y.).....	1929	1932	89	8	.918
St. John's (N.Y.).....	1928	1931	85	8	.914
UCLA.....	1964	1967	106	10	.914
UCLA.....	1966	1969	106	10	.914
Kentucky.....	1948	1951	125	12	.912
Long Island.....	1939	1942	92	9	.911
UCLA.....	1973	1976	112	11	.911
Long Island.....	1935	1938	100	10	.909
Kentucky.....	1945	1948	120	12	.909
Cincinnati.....	1959	1962	110	11	.909

Winning Streaks

Full Season

Wins	Team	Seasons	Ended By	Score
88	UCLA.....	1971-74.....	Notre Dame.....	71-70
60	San Francisco.....	1955-57.....	Illinois.....	62-33
47	UCLA.....	1966-68.....	Houston.....	71-69
45	UNLV.....	1990-91.....	Duke.....	79-77
44	Texas.....	1913-17.....	Rice.....	24-18
43	Seton Hall.....	1939-41.....	Long Island.....	49-26
43	Long Island.....	1935-37.....	Stanford.....	45-31
41	UCLA.....	1968-69.....	Southern California.....	46-44
39	Marquette.....	1970-71.....	Ohio St.....	60-59
37	Cincinnati.....	1962-63.....	Wichita St.....	65-64
37	North Carolina.....	1957-58.....	West Virginia.....	75-64
36	North Carolina St.....	1974-75.....	Wake Forest.....	83-78
35	Arkansas.....	1927-29.....	Texas.....	26-25

Regular Season

(Does not include national postseason tournaments)

Wins	Team	Seasons	Ended By	Score
76	UCLA.....	1971-74.....	Notre Dame.....	71-70
57	Indiana.....	1975-77.....	Toledo.....	59-57
56	Marquette.....	1970-72.....	Detroit.....	70-49
54	Kentucky.....	1952-55.....	Georgia Tech.....	59-58
51	San Francisco.....	1955-57.....	Illinois.....	62-33
48	Penn.....	1970-72.....	Temple.....	57-52
47	Ohio St.....	1960-62.....	Wisconsin.....	86-67
44	Texas.....	1913-17.....	Rice.....	24-18
43	UCLA.....	1966-68.....	Houston.....	71-69
43	Long Island.....	1935-37.....	Stanford.....	45-31
42	Seton Hall.....	1939-41.....	Long Island.....	49-26

Home Court

Wins	Team	Seasons	Ended By	Score
129	Kentucky	1943-55	Georgia Tech	59-58
99	St. Bonaventure	1948-61	Niagara	87-77
98	UCLA	1970-76	Oregon	65-45
86	Cincinnati	1957-64	Bradley	87-77
81	Arizona	1945-51	Kansas St.	76-57
81	Marquette	1967-73	Notre Dame	71-69
80	Lamar	1978-84	Louisiana Tech	68-65
75	Long Beach St.	1968-74	San Francisco	94-84
72	UNLV	1974-78	New Mexico	102-98
71	Arizona	1987-92	UCLA	89-87
68	Cincinnati	1972-78	Georgia Tech	59-56
67	Western Ky.	1949-55	Xavier	(ot) 82-80

Current Home Court

Wins	Team	Wins	Team
32	Memphis	17	UNLV
31	BYU	16	Tennessee
25	Ohio St.	14	La.-Monroe
23	Winthrop	14	Southern Ill.
22	Wisconsin	12	Nevada
20	Notre Dame	11	Central Conn. St.
20	UCLA	10	Akron
19	Florida		
19	Holy Cross		
17	Indiana		

Rivalries

Consecutive Years

Years	Opponents	First Year	Last Year
106	Columbia vs. Yale	1902	2007
106	Princeton vs. Yale	1902	2007
105	Penn vs. Princeton	1903	2007
104	Columbia vs. Penn	1904	2007
104	Cornell vs. Penn	1904	2007
103	Maine vs. New Hampshire	1905	2007
102	Idaho vs. Washington St.	1906	2007
101	Kansas vs. Kansas St.	1907	2007
101	Kansas vs. Missouri	1907	2007
100	Kansas St. vs. Nebraska	1908	2007

Games Played

Games	Opponents	First Year	Last Year
327	Oregon vs. Oregon St.	1903	2007
280	Oregon vs. Washington	1904	2007
279	Oregon St. vs. Washington	1904	2007
274	Oregon St. vs. Washington St.	1907	2007
270	Oregon vs. Washington St.	1908	2007
263	Washington vs. Washington St.	1910	2007
262	Kansas vs. Kansas St.	1907	2007
256	Kansas vs. Missouri	1907	2007
249	California vs. Stanford	1912	2007
242	BYU vs. Utah	1909	2007

Victories for One Opponent

W-L	Opponents	First Year	Last Year
180-147	Oregon St. vs. Oregon	1903	2007
179-101	Washington vs. Oregon	1904	2007
173-89	Kansas vs. Kansas St.	1907	2007
167-96	Washington vs. Washington St.	1910	2007
164-93	Kansas vs. Missouri	1907	2007
162-58	Kansas vs. Iowa St.	1908	2007
161-71	Kansas vs. Nebraska	1900	2007
161-113	Oregon St. vs. Washington St.	1909	2007
154-107	Washington St. vs. Idaho	1906	2007
154-116	Oregon vs. Washington St.	1908	2007

Consecutive Victories

Won	Opponents	First Year	Last Year
52	UCLA vs. California	1961	1985
41	Southern California vs. UCLA	1932	1943
41	Syracuse vs. Colgate	1963	†2007
39	Kentucky vs. Mississippi	1929	1972
39	Rhode Island vs. Maine	1924	1952
38	Arizona vs. Washington St.	1986	2004
38	Providence vs. Brown	1959	1978
35	Connecticut vs. New Hampshire	1939	1961
35	South Carolina vs. Citadel	1945	1988
34	Marquette vs. Milwaukee	1917	†1999

†active streak

Current Consecutive Victories

Won	Opponents	First Year	Last Year
41	Syracuse vs. Colgate	1963	2007
34	Marquette vs. Milwaukee	1917	1999
33	North Carolina vs. VMI	1922	1997
29	Pittsburgh vs. St. Francis (Pa.)	1973	2005
29	Syracuse vs. Cornell	1969	2006
25	Kentucky vs. Xavier	1942	1968
21	Duke vs. Clemson	1997	2007
20	Duke vs. Davidson	1982	2007
20	Duke vs. East Caro.	1969	1991

Consecutive Home Victories

Won	Opponents	First Year	Last Year
52	Princeton vs. Brown	1929	2002
52	North Carolina vs. Clemson	1926	†2006
47	UCLA vs. Washington St.	1950	2003
41	Kentucky vs. Mississippi	1929	1996
37	Southern California vs. UCLA	1932	1944
34	Kentucky vs. Georgia	1930	1984
33	Rhode Island vs. Northeastern	1917	1988
33	Indiana vs. Northwestern	1969	†2006
32	Rhode Island vs. New Hampshire	1937	1973
32	UCLA vs. California	1961	1989

†active streak

Current Consecutive Home Victories

Won	Opponents	First Year	Last Year
52	North Carolina vs. Clemson	1926	2006
33	Indiana vs. Northwestern	1969	2006
31	Marquette vs. Milwaukee	1920	1999
29	Syracuse vs. Colgate	1963	2007
25	Syracuse vs. Cornell	1966	2006
20	Oklahoma St. vs. Drake	1931	1958
19	Pittsburgh vs. St. Francis (Pa.)	1973	2005
19	Duke vs. East Caro.	1969	1991
16	Duke vs. William & Mary	1925	2000
14	Syracuse vs. Canisius	1970	2004

Victories for One Opponent in One Year

W-L	Opponents	Year
5-0	Kansas vs. Nebraska	1909
5-0	Kansas vs. Kansas St.	1935
4-0	by many	

Associated Press (A.P.) Poll Records

Full Season at No. 1

1956, San Francisco, 14 weeks
 1960, Cincinnati, 12 weeks
 1961, Ohio St., 13 weeks
 1962, Ohio St., 14 weeks
 1963, Cincinnati, 16 weeks
 1967, UCLA, 15 weeks
 1969, UCLA, 15 weeks
 1972, UCLA, 16 weeks
 1973, UCLA, 16 weeks
 1976, Indiana, 17 weeks
 1991, UNLV, 17 weeks
 1992, Duke, 18 weeks

Most Consecutive Weeks at No. 1

46, UCLA, Feb. 9, 1971 to Jan. 15, 1974
 27, Ohio St., Dec. 13, 1960 to March 13, 1962
 23, UCLA, Preseason Nov. 1966 to Jan. 16, 1968
 19, San Francisco, Feb. 8, 1955 to March 6, 1956
 18, Duke, Preseason Nov. 1991 to March 16, 1992
 17, Indiana, Preseason Nov. 1975 to March 16, 1976
 17, UNLV, Preseason Nov. 1990 to March 12, 1991
 16, Cincinnati, Preseason Nov. 1962 to March 12, 1963
 15, UCLA, Preseason Nov. 1968 to March 4, 1969
 15, North Carolina, Dec. 6, 1983 to March 13, 1984
 15, Kansas, Dec. 3, 1996 to March 11, 1997
 15, Illinois, Dec. 7, 2004 to March 15, 2005

Preseason No. 1 to not Ranked No. 1 the Rest of the Season

1970, South Carolina
 1978, North Carolina
 1981, Kentucky
 1986, Georgia Tech
 1988, Syracuse
 1990, UNLV
 2000, Connecticut

Biggest Jump to No. 1 from Previous Week

8th, West Virginia, Dec. 17 to Dec. 24, 1957
 6th, Duke, Dec. 7 to Dec. 14, 1965
 6th, Kansas, Nov. 25 to Dec. 2, 2003
 5th, Holy Cross, Jan. 10 to Jan. 17, 1950
 5th, Kansas St., Dec. 23 to Dec. 30, 1952
 5th, Indiana, Dec. 21 to Dec. 28, 1982
 5th, UCLA, Jan. 11 to Jan. 18, 1983
 5th, Temple, Feb. 2 to Feb. 9, 1988
 5th, Oklahoma, Feb. 7 to Feb. 14, 1989
 5th, Oklahoma, Feb. 27 to March 6, 1990
 5th, Illinois, Nov. 30 to Dec. 7, 2004
 5th, UCLA, Nov. 21 to Nov. 28, 2006

Biggest Jump from Not Ranked the Previous Week

(at least 20 ranked)

4th, Kansas, Preseason to Nov. 27, 1989
 5th, St. Louis, Dec. 26, 1950 to Jan. 3, 1951
 5th, Cincinnati, Jan. 31 to Feb. 7, 1961
 6th, Notre Dame, Jan. 12 to Jan. 19, 1954
 6th, Missouri, Dec. 7 to Dec. 14, 1954
 6th, Maryland, Dec. 10 to Dec. 17, 1957
 6th, Oklahoma St., Jan. 21 to Jan. 28, 1958
 7th, Bradley, March 9 to March 23, 1954
 7th, Oklahoma City, Jan. 14 to Jan. 21, 1958
 7th, Iowa, Dec. 27, 1960, to Jan. 3, 1961
 7th, Wake Forest, Jan. 30 to Feb. 6, 1976
 7th, North Carolina St., Preseason to Nov. 29, 1983

Biggest Jump from Not Ranked the Previous Week

(at least 25 ranked)

4th, Kansas, Preseason to Nov. 27, 1989
 8th, Arizona, Preseason to Nov. 20, 2001
 10th, Notre Dame, Dec. 3 to Dec. 10, 2002
 12th, Arizona St., Nov. 21 to Nov. 28, 1994
 12th, Duke, Nov. 20 to Nov. 27, 1995
 12th, North Carolina, Nov. 26 to Dec. 3, 2002
 13th, Wake Forest, Jan. 25 to Feb. 1, 1993
 13th, Oregon, Jan. 29 to Feb. 5, 2002
 13th, Georgia Tech, Nov. 25 to Dec. 2, 2003
 14th, Iowa, Jan. 9 to Jan. 16, 2001
 14th, Pittsburgh, Feb. 5 to Feb. 12, 2002
 14th, Florida, Nov. 15 to Nov. 22, 2005

Biggest Drop from No. 1 from Previous Week

15th, Florida, Dec. 9 to Dec. 15, 2003
 9th, UNLV, Feb. 22 to March 1, 1983
 8th, UCLA, Dec. 7 to Dec. 14, 1965
 8th, South Carolina, Preseason Nov. to Dec. 9, 1969
 8th, Duke, Jan. 17 to Jan. 24, 1989
 8th, Connecticut, Preseason Nov. to Nov. 16, 1999
 7th, St. John (N.Y.), Dec. 18 to Dec. 26, 1951
 7th, UCLA, Jan. 25 to Feb. 1, 1983
 7th, Cincinnati, March 7 to March 14, 2000
 6th, Michigan St., Jan. 9 to Jan. 16, 1979
 6th, Memphis, Jan. 11 to Jan. 18, 1983
 6th, UNLV, Preseason Nov. 1989 to Nov. 27, 1989
 6th, Syracuse, Jan. 2 to Jan. 9, 1990
 6th, Michigan, Nov. 30 to Dec. 7, 1992
 6th, Kentucky, Nov. 29 to Dec. 6, 1993
 6th, Wake Forest, Nov. 30 to Dec. 7, 2004

Biggest Drop to Not Ranked from the Previous Week

(at least 20 ranked)

2nd, Louisville, Preseason to Dec. 2, 1986
 4th, Indiana, Dec. 27, 1960, to Jan. 3, 1961
 5th, Kansas, Dec. 8 to Dec. 15, 1953
 6th, Iowa, Dec. 27, 1955, to Jan. 3, 1956
 6th, Louisville, Preseason to Nov. 29, 1983
 7th, Indiana, Dec. 14 to Dec. 21, 1954
 7th, Missouri, Dec. 21 to Dec. 28, 1954
 7th, Utah, Dec. 27, 1955, to Jan. 3, 1956
 7th, Kansas, Dec. 9 to Dec. 16, 1958
 7th, Duquesne, Dec. 9 to Dec. 16, 1969
 7th, Ohio St., Dec. 16 to Dec. 23, 1980

Biggest Drop to Not Ranked from the Previous Week

(at least 25 ranked)

11th, Indiana, Dec. 21 to Dec. 28, 1994
 13th, Stanford, Nov. 13 to Nov. 22, 2005
 13th, West Virginia, Nov. 22 to Nov. 29, 2005
 14th, UCLA, Nov. 26 to Dec. 3, 2002
 15th, St. John's (N.Y.), Nov. 15 to Nov. 23, 1999
 15th, UCLA, Nov. 21 to Nov. 28, 2000
 15th, St. Joseph's, Dec. 18 to Dec. 25, 2001
 15th, Marquette, Jan. 2 to Jan. 9, 2007
 16th, Oklahoma, Feb. 1 to Feb. 8, 1993
 16th, Duke, Jan. 9 to Jan. 16, 1995
 16th, Minnesota, Dec. 19 to Dec. 26, 1994
 16th, Arkansas, Preseason to Nov. 20, 1995
 16th, Temple, Dec. 8 to Dec. 15, 1998
 16th, Wichita St., Dec. 26 to Jan. 2, 2007
 16th, Virginia Tech, Jan. 30 to Feb. 6, 2007
 16th, Duke, Feb. 6 to Feb. 13, 2007

Lowest Ranking to Rise to No. 1 during the Season

(does not include 1962-69 when only 10 ranked)

- NR, Indiana St., Dec. 5, 1978 to Feb. 13, 1979 (only 20 ranked)
- 21st, Stanford, Dec. 2, 2003 to Feb. 17, 2004
- 20th, UNLV, Preseason Nov. 1982 to Feb. 15, 1983
- 20th, Kentucky, Dec. 31, 2002 to March 18, 2003
- 19th, Indiana, Dec. 16, 1952 to March 3, 1953
- 19th, Houston, Jan. 4 to March 1, 1983
- 19th, Connecticut, Preseason Nov. 1994 to Feb. 13, 1995
- 18th, North Carolina, Jan. 4 to Feb. 1, 1983
- 18th, Duke, Nov. 16, 1999 to March 14, 2000
- 17th, San Francisco, Dec. 21, 1954 to Feb. 8, 1955
- 17th, Arizona, Preseason Nov. to Dec. 22, 1987
- 17th, Oklahoma, Nov. 27, 1989 to March 6, 1990
- 17th, UCLA, Jan. 24 to March 17, 1994
- 17th, St. Joseph's, Preseason Nov. 2003 to March 9, 2004

Lowest Ranking to Drop from No. 1 during the Season

(does not include 1962-69 when only 10 ranked)

- NR, St. John's (N.Y.), Dec. 18, 1951 to Jan. 15, 1952 (only 20 ranked)
- NR, Duke, Jan. 8 to Feb. 26, 1980 (only 20 ranked)
- NR, Alabama, Dec. 31, 2002 to Feb. 11, 2003
- NR, Florida, Dec. 9, 2003 to Feb. 17, 2004
- 24th, Connecticut, Preseason Nov. 1999 to Feb. 29, 2000
- 21st, Arizona, Nov. 21, 2000 to Jan. 9, 2001
- 21st, Kansas, Dec. 2, 2003 to Feb. 17, 2004
- 20th, Indiana, Dec. 11, 1979 to Feb. 5, 1980
- 17th, Memphis, Jan. 11 to March 1, 1983
- 17th, Syracuse, Preseason Nov. 1987 to Jan. 26, 1988

Most Teams at No. 1 in One Season

- 7, 1983 Houston, Indiana, Memphis, UNLV, North Carolina, UCLA and Virginia
- 6, 1993 Duke, Indiana, Kansas, Kentucky, Michigan and North Carolina
- 6, 1994 Arkansas, Duke, Kansas, Kentucky, North Carolina and UCLA
- 6, 1995 Arkansas, Connecticut, Kansas, Massachusetts, North Carolina and UCLA
- 6, 2004 Connecticut, Duke, Florida, Kansas, St. Joseph's and Stanford
- 5, 1979 Duke, Indiana, Michigan St., Notre Dame and UCLA
- 5, 1990 Kansas, Missouri, UNLV, Oklahoma and Syracuse
- 5, 2001 Arizona, Duke, Michigan St., North Carolina and Stanford
- 5, 2003 Alabama, Arizona, Duke, Florida and Kentucky
- 5, 2007 Florida, North Carolina, Ohio St., UCLA and Wisconsin

Most Consecutive Weeks with a Different No. 1

- 7, Jan. 3 to Feb. 14, 1994 (in order: Arkansas, North Carolina, Kansas, UCLA, Duke, North Carolina and Arkansas)
- 5, Jan. 17 to Feb. 14, 1989 (in order: Duke, Illinois, Oklahoma, Arizona and Oklahoma)
- 5, Feb. 6 to March 6, 1990 (in order: Missouri, Kansas, Missouri, Kansas and Oklahoma)
- 5, Jan. 30 to Feb. 27, 1995 (in order: Massachusetts, North Carolina, Connecticut, Kansas and UCLA)
- 4, Dec. 11, 1951 to Jan. 2, 1952 (in order: Kentucky, St. John's (N.Y.), Kentucky and Kansas)
- 4, Feb. 17 to March 10, 1970 (in order: UCLA, Kentucky, UCLA and Kentucky)
- 4, Feb. 7 to Feb. 28, 1978 (in order: Kentucky, Arkansas, Marquette and Kentucky)
- 4, Feb. 6 to Feb. 27, 1979 (in order: Notre Dame, Indiana St., UCLA and Indiana St.)
- 4, Jan. 13 to Feb. 3, 1987 (in order: UNLV, Iowa, North Carolina and UNLV)
- 4, Nov. 25 to Dec. 16, 2003 (in order: Connecticut, Kansas, Florida and Connecticut)

Most Times No. 1 Defeated in a Season

- 10, 1993-94
- 9, 2003-04
- 8, 1978-79
- 8, 1982-83
- 8, 1989-90
- 7, 1987-88
- 7, 1988-89
- 7, 1992-93
- 7, 1997-98

- 7, 1999-2000
- 7, 2002-03
- 7, 2006-07

Largest Point Margin in Defeating No. 1

- 41, No. 2 Kentucky (81) vs. No. 1 St. John's (N.Y.), Lexington, KY, Dec. 17, 1951
- 32, No. 2 UCLA (101) vs. No. 1 Houston (69), Los Angeles (NSF), March 22, 1968
- 24, No. 3 Massachusetts (104) vs. No. 1 Arkansas (80), Springfield, MA, Nov. 25, 1994
- 24, No. 2 North Carolina (97) vs. No. 1 Duke (73), Chapel Hill, NC, Feb. 5, 1998
- 23, No. 15 Villanova (96) vs. No. 1 Connecticut (73), Storrs, CT, Feb. 18, 1995
- 22, Tied No. 5 Oklahoma (100) vs. No. 1 Kansas (78), Norman, OK, Feb. 27, 1990
- 20, No. 5 Arizona St. (87) vs. No. 1 Oregon St. (67), Corvallis, OR, March 7, 1981
- 20, No. 13 North Carolina (91) vs. No. 1 Duke (71), Durham, NC, Jan. 18, 1989
- 20, No. 17 Georgia Tech (89) vs. No. 1 North Carolina (69), Atlanta, Jan. 12, 1994
- 20, NR Xavier (87) vs. No. 1 St. Joseph's (67), Dayton, OH, March 11, 2004

Largest Point Margin for an Unranked Opponent Defeating No. 1

- 20, Xavier (87) vs. St. Joseph's (67), Dayton, OH, March 11, 2004
- 19, Wisconsin (86) vs. Ohio St. (67), Madison, WI, March 3, 1962
- 19, Villanova (93) vs. Syracuse (74), Syracuse, NY, Jan. 6, 1990
- 18, Maryland (69) vs. North Carolina (51), College Park, MD, Feb. 21, 1959
- 16, Alabama (78) vs. Kentucky (62), Tuscaloosa, AL, Jan. 23, 1978
- 16, Nebraska (67) vs. Missouri (51), Columbia, MO, Feb. 6, 1982
- 16, Georgia Tech (77) vs. Connecticut (61), New York, Nov. 26, 2003
- 15, Vanderbilt (101) vs. Kentucky (86), Nashville, TN, Jan. 13, 1993
- 15, Long Beach St. (64) vs. Kansas (49), Lawrence, KS, Jan. 25, 1993
- 15, California (85) vs. UCLA (70), Oakland, CA, Jan. 30, 1994

Most Weeks at No. 1 - All-Time

(Complete List)

- 134.....UCLA.....1964-2007
- 110.....Duke.....1966-2006
- 85.....North Carolina.....1957-2007
- 80.....Kentucky.....1949-2003
- 45.....Cincinnati.....1959-2000
- 44.....Indiana.....1953-93
- 42.....Kansas.....1952-2005
- 32.....UNLV.....1983-91
- 30.....Ohio St.....1961-2007
- 29.....Arizona.....1988-2003
- 28.....San Francisco.....1955-77
- 24.....Connecticut.....1995-2006
- 21.....Michigan.....1965-93
- 17.....Illinois.....1952-2005
- 16.....Kansas St.....1952-59
- 16.....Stanford.....2000-04
- 15.....DePaul.....1980-81
- 15.....Massachusetts.....1995-96
- 13.....North Carolina St.....1975
- 12.....Arkansas.....1978-95
- 12.....Georgetown.....1985
- 12.....Virginia.....1981-83
- 11.....Houston.....1968-83
- 10.....Florida.....2003-07
- 8.....St. John's (N.Y.).....1950-85
- 8.....West Virginia.....1958
- 7.....Syracuse.....1988-90
- 6.....Missouri.....1982-90
- 6.....Seton Hall.....1953
- 6.....Temple.....1988
- 5.....Bradley.....1950-51
- 5.....Holy Cross.....1950
- 5.....Notre Dame.....1974-79
- 5.....Oklahoma.....1989-90
- 5.....Oregon St.....1981
- 4.....Indiana St.....1979
- 4.....La Salle.....1953-55
- 4.....Loyola (Ill.).....1964
- 4.....Michigan St.....1979-2001
- 3.....Marquette.....1971-78
- 2.....Alabama.....2003
- 2.....Duquesne.....1954
- 2.....St. Louis.....1949
- 2.....Wake Forest.....2005
- 1.....Georgia Tech.....1986
- 1.....Iowa.....1987
- 1.....Memphis.....1983
- 1.....Oklahoma St.....1951

- 1St. Joseph's.....2004
- 1South Carolina.....1970
- 1Wichita St.....1965
- 1Wisconsin.....2007

Most Times Defeating No. 1

(Complete List)

- 12North Carolina.....1959-2006
- 10UCLA.....1965-2003
- 9Maryland.....1959-2004
- 8Duke.....1958-97
- 8Georgia Tech.....1955-2004
- 8Ohio St.....1965-2007
- 7Notre Dame.....1971-87
- 7Oklahoma.....1951-2002
- 6Kansas.....1953-2007
- 6Kentucky.....1951-2003
- 6Vanderbilt.....1951-2007
- 5Cincinnati.....1954-98
- 5Indiana.....1984-2002
- 5North Carolina St.....1983-2004
- 5St. John's (N.Y.).....1951-85
- 5Villanova.....1983-2006
- 4Alabama.....1978-2004
- 4Arizona.....1987-2001
- 4Missouri.....1989-97
- 4Stanford.....1988-2003
- 4Wake Forest.....1975-92
- 3DePaul.....1950-52
- 3Georgetown.....1963-2006
- 3Louisville.....1953-2004
- 3Massachusetts.....1993-95
- 3Minnesota.....1951-89
- 3Nebraska.....1958-82
- 3Oregon.....1970-2007
- 3St. Louis.....1951-2000
- 3Syracuse.....1985-2006
- 3Utah.....1954-2002
- 3West Virginia.....1957-83
- 3Xavier.....1996-2004
- 2California.....1960-94
- 2CCNY.....1950
- 2Clemson.....1980-2001
- 2Dayton.....1953-54
- 2Florida.....2000-07
- 2Florida St.....2002-06
- 2George Washington.....1995-96
- 2Houston.....1968-78
- 2Illinois.....1979-2005
- 2Iowa.....1965-99
- 2Kansas St.....1990-94
- 2Loyola (Ill.).....1949-63
- 2LSU.....1978-2002
- 2Michigan.....1964-97
- 2Michigan St.....1979-2007
- 2Mississippi St.....1959-96

- 2Oklahoma St.....1949-89
- 2Oregon St.....1953-74
- 2Purdue.....1979-2000
- 2Southern California.....1969-70
- 2Temple.....1995-2000
- 2Virginia Tech.....1983-2007
- 2Washington.....1979-2004
- 1Arizona St.....1981
- 1Arkansas.....1984
- 1Auburn.....1988
- 1Boston College.....1994
- 1Bradley.....1960
- 1Cal St. Fullerton.....1983
- 1Chaminade.....1982
- 1Charlotte.....1977
- 1Connecticut.....1999
- 1Detroit.....1951
- 1Iowa St.....1957
- 1Jacksonville.....1970
- 1Long Beach St.....1993
- 1Manhattan.....1958
- 1Marquette.....2003
- 1New Mexico.....1988
- 1Old Dominion.....1981
- 1Providence.....1976
- 1St. Joseph's.....1981
- 1Tennessee.....1969
- 1UNLV.....1989
- 1UTEP.....1966
- 1Virginia.....1986
- 1Wichita St.....1963
- 1Wisconsin.....1962

Notes About No. 1

No. 1 has been defeated 240 times.
 No. 1 has been defeated 11 times in overtime.
 No. 1 has been defeated 34 times by one point.
 No. 1 has been defeated 121 times by a non-ranked opponent.
Chaminade is the only non-Division I team to upset the nation's top team. It happened in Honolulu December 24, 1982, when Chaminade defeated No. 1 Virginia, 77-72.
California, CCNY, Louisville, Maryland, UTEP and Villanova have never been ranked No. 1 despite winning the NCAA championship.
 The following men's and women's programs from the same school have been ranked No. 1 at the same time:
 Connecticut, Feb. 13, 1995
 Connecticut, Nov. 30, 1998
 Duke, Jan. 7-14, 2003
 Connecticut, Preseason 2003 to Nov. 25, 2003
 Duke, Feb. 21, 2006

No. 1 vs. No. 2

Date	No. 1, Score	W-L	No. 2, Score	Site
Mar. 26, 1949	Kentucky 46	W	Oklahoma St. 36	Seattle (CH)
Dec. 17, 1951	St. John's (N.Y.) 40	L	Kentucky 81	Lexington, KY
Dec. 21, 1954	Kentucky 70	W	Utah 65	Lexington, KY
Mar. 23, 1957	North Carolina 54	W	Kansas 53	Kansas City, MO (CH)
Mar. 18, 1960	Cincinnati 69	L	California 77	San Francisco (NSF)
Mar. 25, 1961	Ohio St. 65	L (ot)	Cincinnati 70	Kansas City, MO (CH)
Mar. 24, 1962	Ohio St. 59	L	Cincinnati 71	Louisville, KY (CH)
Dec. 14, 1964	Wichita St. 85	L	Michigan 87	Detroit
Mar. 20, 1965	Michigan 80	L	UCLA 91	Portland, OR (CH)
Mar. 18, 1966	Kentucky 83	W	Duke 79	College Park, MD (NSF)
Jan. 20, 1968	UCLA 69	L	Houston 71	Houston
Mar. 22, 1968	Houston 69	L	UCLA 101	Los Angeles (NSF)
Dec. 15, 1973	UCLA 84	W	North Carolina St. 66	St. Louis
Jan. 19, 1974	UCLA 70	L	Notre Dame 71	South Bend, IN
Jan. 26, 1974	Notre Dame 75	L	UCLA 94	Los Angeles
Mar. 25, 1974	North Carolina St. 80	W	UCLA 77	Greensboro, NC (NSF)
Mar. 31, 1975	UCLA 92	W	Kentucky 85	San Diego (CH)
Nov. 29, 1975	Indiana 84	W	UCLA 64	St. Louis
Mar. 22, 1976	Indiana 65	W	Marquette 56	Baton Rouge, LA
Dec. 26, 1981	North Carolina 82	W	Kentucky 69	East Rutherford, NJ
Jan. 9, 1982	North Carolina 65	W	Virginia 60	Chapel Hill, NC
April 2, 1983	Houston 94	W	Louisville 81	Albuquerque, NM (NSF)

Date	No. 1, Score	W-L	No. 2, Score	Site
Dec. 15, 1984	Georgetown 77	W	DePaul 57	Landover, MD
Jan. 26, 1985	Georgetown 65	L	St. John's (N.Y.) 66	Washington, DC
Feb. 27, 1985	St. John's (N.Y.) 69	L	Georgetown 85	New York
Mar. 9, 1985	Georgetown 92	W	St. John's (N.Y.) 80	New York
Feb. 4, 1986	North Carolina 78	W (ot)	Georgia Tech 77	Atlanta
Mar. 29, 1986	Duke 71	W	Kansas 67	Dallas (NSF)
Feb. 13, 1990	Kansas 71	L	Missouri 77	Lawrence, KS
Mar. 10, 1990	Oklahoma 95	W	Kansas 77	Kansas City, MO
Feb. 10, 1991	UNLV 112	W	Arkansas 105	Fayetteville, AR
Feb. 3, 1994	Duke 78	L	North Carolina 89	Chapel Hill, NC
Mar. 30, 1996	Massachusetts 74	L	Kentucky 81	East Rutherford, NJ (NSF)
Feb. 5, 1998	Duke 73	L	North Carolina 97	Chapel Hill, NC
April 4, 2005	Illinois 70	L	North Carolina 75	St. Louis (CH)
Dec. 10, 2005	Duke 97	W	Texas 66	East Rutherford, NJ
Feb. 25, 2007	Wisconsin 48	L	Ohio State 49	Columbus, OH

Schools Defeating No. 1

Date	Rank	School	No. 1 Team	Score	Site
Jan. 20, 1949	3	Oklahoma St.	St. Louis	29-27	Stillwater, OK
Mar. 14, 1949	16	Loyola (Ill.)	Kentucky	67-56	New York
Jan. 17, 1950	NR	DePaul	St. John's (N.Y.)	74-68	New York
Mar. 18, 1950	NR	CCNY	Bradley	69-61	New York
Mar. 28, 1950	NR	CCNY	Bradley	71-68	New York (CH)
Dec. 29, 1950	NR	St. Louis	Kentucky	43-42	New Orleans
Jan. 11, 1951	11	St. John's (N.Y.)	Bradley	68-59	New York
Jan. 15, 1951	NR	Detroit	Bradley	70-65	Peoria, IL
Jan. 20, 1951	NR	Oklahoma	Oklahoma St.	44-40	Norman, OK
Mar. 3, 1951	NR	Vanderbilt	Kentucky	61-57	Louisville, KY
Dec. 13, 1951	NR	Minnesota	Kentucky	61-57	Minneapolis
Dec. 17, 1951	2	Kentucky	St. John's (N.Y.)	81-40	Lexington, KY
Dec. 29, 1951	12	St. Louis	Kentucky	61-60	New Orleans
Jan. 28, 1952	NR	DePaul	Illinois	69-65	Chicago
Mar. 22, 1952	10	St. John's (N.Y.)	Kentucky	64-57	Raleigh, NC (RF)
Dec. 27, 1952	NR	DePaul	La Salle	63-61	Chicago
Jan. 17, 1953	15	Kansas	Kansas St.	80-66	Lawrence, KS
Mar. 1, 1953	NR	Dayton	Seton Hall	70-65	Dayton, OH
Mar. 2, 1953	18	Louisville	Seton Hall	73-67	Louisville, KY
Mar. 7, 1953	NR	Minnesota	Indiana	65-63	Minneapolis
Dec. 22, 1953	12	Oregon St.	Indiana	67-51	Eugene, OR
Feb. 25, 1954	NR	Cincinnati	Duquesne	66-52	Cincinnati
Feb. 27, 1954	16	Dayton	Duquesne	64-54	Dayton, OH
Dec. 18, 1954	15	Utah	La Salle	79-69	New York
Jan. 8, 1955	NR	Georgia Tech	Kentucky	59-58	Lexington, KY
Jan. 31, 1955	NR	Georgia Tech	Kentucky	65-59	Atlanta
Jan. 14, 1957	9	Iowa St.	Kansas	39-37	Ames, IA
Dec. 21, 1957	8	West Virginia	North Carolina	75-64	Lexington, KY
Jan. 27, 1958	NR	Duke	West Virginia	72-68	Durham, NC
Mar. 3, 1958	NR	Nebraska	Kansas St.	55-48	Lincoln, NE
Mar. 8, 1958	10	Kansas	Kansas St.	61-44	Manhattan, KS
Mar. 11, 1958	NR	Manhattan	West Virginia	89-84	New York
Jan. 6, 1959	NR	Vanderbilt	Kentucky	75-66	Nashville, TN
Jan. 14, 1959	3	North Carolina	North Carolina St.	72-68	Raleigh, NC
Feb. 9, 1959	10	Mississippi St.	Kentucky	66-58	Mississippi State, MS
Feb. 21, 1959	NR	Maryland	North Carolina	69-51	College Park, MD
Mar. 14, 1959	5	Cincinnati	Kansas St.	85-75	Lawrence, KS (RF)
Jan. 16, 1960	4	Bradley	Cincinnati	91-90	Peoria, IL
Mar. 18, 1960 (NSF)	2	California	Cincinnati	77-69	San Francisco
Mar. 25, 1961 (CH)	2	Cincinnati	Ohio St.	70-65 (ot)	Kansas City, MO
Mar. 3, 1962	NR	Wisconsin	Ohio St.	86-67	Madison, WI
Mar. 24, 1962	2	Cincinnati	Ohio St.	71-59	Louisville, KY (CH)
Feb. 16, 1963	NR	Wichita St.	Cincinnati	65-64	Wichita, KS
Mar. 23, 1963	3	Loyola (Ill.)	Cincinnati	60-58	Louisville, KY
Dec. 28, 1963	NR	Georgetown	Loyola (Ill.)	69-58	Philadelphia
Jan. 4, 1964	NR	Georgia Tech	Kentucky	76-67	Atlanta
Jan. 6, 1964	6	Vanderbilt	Kentucky	85-83	Nashville, TN
Dec. 12, 1964	NR	Nebraska	Michigan	74-73	Lincoln, NE
Dec. 14, 1964	2	Michigan	Wichita St.	87-85	Detroit
Jan. 2, 1965	NR	St. John's (N.Y.)	Michigan	75-74	New York
Jan. 29, 1965	NR	Iowa	UCLA	87-82	Chicago
Mar. 8, 1965	NR	Ohio St.	Michigan	93-85	Columbus, OH
Mar. 20, 1965	2	UCLA	Michigan	91-80	Portland, OR (CH)
Dec. 10, 1965	6	Duke	UCLA	82-66	Durham, NC
Dec. 11, 1965	6	Duke	UCLA	94-75	Charlotte, NC
Feb. 7, 1966	NR	West Virginia	Duke	94-90	Morgantown, WV
Mar. 19, 1966 (CH)	3	UTEP	Kentucky	72-65	College Park, MD
Jan. 20, 1968	2	Houston	UCLA	71-69	Houston
Mar. 22, 1968	2	UCLA	Houston	101-69	Los Angeles (NSF)

Date	Rank	School	No. 1 Team	Score	Site
Mar. 23, 1968	NR	Ohio St.	Houston	89-85	Los Angeles (N3rd)
Mar. 8, 1969	NR	Southern California	UCLA	46-44	Los Angeles
Dec. 6, 1969	NR	Tennessee	South Carolina	55-54	Columbia, SC
Feb. 21, 1970	NR	Oregon	UCLA	78-65	Eugene, OR
Mar. 6, 1970	NR	Southern California	UCLA	87-86	Los Angeles
Mar. 14, 1970	4	Jacksonville	Kentucky	106-100	Columbus, OH (RF)
Jan. 23, 1971	9	Notre Dame	UCLA	89-82	South Bend, IN
Jan. 19, 1974	2	North Dame	UCLA	71-70	South Bend, IN
Jan. 26, 1974	2	UCLA	Notre Dame	94-75	Los Angeles
Feb. 15, 1974	NR	Oregon St.	UCLA	61-57	Corvallis, OR
Feb. 16, 1974	NR	Oregon	UCLA	56-51	Eugene, OR
Jan. 3, 1975	NR	Wake Forest	North Carolina St.	83-78	Greensboro, NC
Mar. 22, 1975	5	Kentucky	Indiana	92-90	Dayton, OH (RF)
Dec. 29, 1976	NR	Providence	Michigan	82-81 (2ot)	Providence, RI
Mar. 1, 1977		Notre Dame	San Francisco	93-82	South Bend, IN
Mar. 19, 1977	17	Charlotte	Michigan	75-68	Lexington, KY (RF)
Jan. 23, 1978	NR	Alabama	Kentucky	78-62	Tuscaloosa, AL
Feb. 11, 1978	NR	LSU	Kentucky	95-94	Baton Rouge, LA
Feb. 18, 1978	NR	Houston	Arkansas	84-75	Houston
Feb. 26, 1978	9	Notre Dame	Marquette	65-59	South Bend, IN
Dec. 29, 1978	NR	Ohio St.	Duke	90-84	New York
Dec. 30, 1978	NR	St. John's (N.Y.)	Duke	69-66	New York
Jan. 11, 1979	4	Illinois	Michigan St.	57-55	Champaign, IL
Jan. 13, 1979		Purdue	Michigan St.	52-50	West Lafayette, IN
Jan. 27, 1979	NR	Maryland	Notre Dame	67-66	College Park, MD
Feb. 11, 1979	4	UCLA	Notre Dame	56-52	South Bend, IN
Feb. 22, 1979	NR	Washington	UCLA	69-68	Seattle
Mar. 26, 1979	3	Michigan St.	Indiana St.	75-64	Salt Lake City
Dec. 18, 1979	5	Kentucky	Indiana	69-58	Lexington, KY
Jan. 9, 1980	18	Clemson	Duke	87-82	Clemson, SC
Jan. 12, 1980	15	North Carolina	Duke	82-67	Durham, NC
Feb. 27, 1980	14	Notre Dame	DePaul	76-74 (2 ot)	South Bend, IN
Mar. 9, 1980	NR	UCLA	DePaul	77-71	Tempe, AZ (2nd)
Jan. 10, 1981	NR	Old Dominion	DePaul	63-62	Chicago
Feb. 22, 1981	11	Notre Dame	Virginia	57-56	Chicago
Mar. 7, 1981	5	Arizona St.	Oregon St.	87-67	Corvallis, OR
Mar. 14, 1981	NR	St. Joseph's	DePaul	49-48	Dayton, OH (1st)
Jan. 21, 1982	NR	Wake Forest	North Carolina	55-48	Chapel Hill, NC
Feb. 6, 1982	NR	Nebraska	Missouri	67-51	Columbia, MO
Feb. 27, 1982	NR	Maryland	Virginia	47-46 (ot)	College Park, MD
Dec. 24, 1982	NR	Chaminade	Virginia	77-72	Honolulu
Jan. 8, 1983	NR	Ohio St.	Indiana	70-67	Columbus, OH
Jan. 10, 1983	NR	Virginia Tech	Memphis	64-56	Blacksburg, VA
Jan. 28, 1983	NR	Alabama	UCLA	70-67	Los Angeles
Feb. 13, 1983	12	Villanova	North Carolina	56-53	Chapel Hill, NC
Feb. 24, 1983	NR	Cal St. Fullerton	UNLV	86-78	Fullerton, CA
Feb. 27, 1983	NR	West Virginia	UNLV	87-78	Morgantown, WV
Apr. 4, 1983	16	North Carolina St.	Houston	54-52	Albuquerque, NM (CH)
Feb. 12, 1984	NR	Arkansas	North Carolina	65-64	Pine Bluff, NC
Mar. 10, 1984	16	Duke	North Carolina	77-75	Greensboro, NC
Mar. 22, 1984	NR	Indiana	North Carolina	72-68	Atlanta (RSF)
Jan. 26, 1985	2	St. John's (N.Y.)	Georgetown	66-65	Washington, DC
Jan. 28, 1985	11	Syracuse	Georgetown	65-63	Syracuse, NY
Feb. 27, 1985	2	Georgetown	St. John's (N.Y.)	85-69	New York
Apr. 1, 1985	NR	Villanova	Georgetown	66-64	Lexington, KY
Jan. 30, 1986	NR	Virginia	North Carolina	86-73	Charlottesville, VA
Feb. 20, 1986	NR	Maryland	North Carolina	77-72	Chapel Hill, NC
Feb. 23, 1986	20	North Carolina St.	North Carolina	76-65	Raleigh, NC
Mar. 31, 1986	7	Louisville	Duke	72-69	Dallas (CH)
Dec. 1, 1986	NR	UCLA	North Carolina	89-84	Los Angeles
Jan. 17, 1987	16	Oklahoma	UNLV	89-88	Norman, OK
Jan. 24, 1987	NR	Ohio St.	Iowa	80-76	Iowa City, IA
Feb. 1, 1987	NR	Notre Dame	North Carolina	60-58	South Bend, IN
Mar. 28, 1987	3	Indiana	UNLV	97-93	New Orleans (NSF)
Nov. 21, 1987	3	North Carolina	Syracuse	96-93	Springfield, MA
Nov. 30, 1987	17	Arizona	Syracuse	80-69	Anchorage, AK
Dec. 5, 1987	NR	Vanderbilt	North Carolina	78-76	Nashville, TN
Jan. 2, 1988	NR	New Mexico	Arizona	61-59	Albuquerque, NM
Jan. 9, 1988	NR	Auburn	Kentucky	53-52	Lexington, KY
Feb. 4, 1988	NR	Stanford	Arizona	82-74	Palo Alto, CA
Mar. 26, 1988 (RF)	5	Duke	Temple	63-53	East Rutherford, NJ
Jan. 18, 1989	13	North Carolina	Duke	91-71	Durham, NC
Jan. 21, 1989	NR	Wake Forest	Duke	75-71	Winston-Salem, NC
Jan. 26, 1989	NR	Minnesota	Illinois	69-62	Minneapolis
Feb. 4, 1989	NR	Oklahoma St.	Oklahoma	77-73	Stillwater, OK
Feb. 12, 1989	5	Oklahoma	Arizona	82-80	Norman, OK
Feb. 25, 1989	7	Missouri	Oklahoma	97-84	Columbia, MO
Mar. 23, 1989	15	UNLV	Arizona	68-67	Denver (RSF)
Nov. 22, 1989	NR	Kansas	UNLV	91-77	New York
Jan. 6, 1990	NR	Villanova	Syracuse	93-74	Greensboro, NC
Jan. 20, 1990	4	Missouri	Kansas	95-87	Columbia, MO
Feb. 8, 1990	NR	Kansas St.	Missouri	65-58	Manhattan, KS

Date	Rank	School	No. 1 Team	Score	Site
Feb. 13, 1990	2	Missouri	Kansas	77-71	Lawrence, KS
Feb. 25, 1990	10	Oklahoma	Missouri	107-90	Norman, OK
Feb. 27, 1990	T5	Oklahoma	Kansas	100-78	Norman, OK
Mar. 17, 1990	NR	North Carolina	Oklahoma	79-77	Austin, TX (2nd)
Mar. 30, 1991	6	Duke	UNLV	79-77	Indianapolis (NSF)
Feb. 5, 1992	9	North Carolina	Duke	75-73	Chapel Hill, NC
Feb. 23, 1992	NR	Wake Forest	Duke	72-68	Winston-Salem, NC
Dec. 5, 1992	4	Duke	Michigan	79-68	Durham, NC
Jan. 10, 1993	10	Georgia Tech	Duke	80-79	Atlanta
Jan. 13, 1993	NR	Vanderbilt	Kentucky	101-86	Nashville, TN
Jan. 25, 1993	NR	Long Beach St.	Kansas	64-49	Lawrence, KS
Feb. 23, 1993	NR	Ohio St.	Indiana	81-77 (ot)	Columbus, OH
Mar. 14, 1993	NR	Georgia Tech	North Carolina	77-75	Charlotte, NC
Mar. 27, 1993	9	Kansas	Indiana	83-77	St. Louis (RF)
Nov. 24, 1993	18	Massachusetts	North Carolina	91-86 (ot)	New York
Dec. 4, 1993	21	Indiana	Kentucky	96-84	Indianapolis
Jan. 8, 1994	NR	Alabama	Arkansas	66-64	Tuscaloosa, AL
Jan. 12, 1994	17	Georgia Tech	North Carolina	89-69	Atlanta
Jan. 17, 1994	NR	Kansas St.	Kansas	68-64	Lawrence, KS
Jan. 30, 1994	NR	California	UCLA	85-70	Oakland, CA
Feb. 3, 1994	2	North Carolina	Duke	89-78	Chapel Hill, NC
Feb. 12, 1994	NR	Georgia Tech	North Carolina	96-89	Chapel Hill, NC
Mar. 12, 1994	10	Kentucky	Arkansas	90-78	Memphis, TN
Mar. 20, 1994	NR	Boston College	North Carolina	75-72	Landover, MD (2nd)
Nov. 25, 1994	3	Massachusetts	Arkansas	104-80	Springfield, MA
Dec. 3, 1994	7	Kansas	Massachusetts	81-75	New York
Jan. 4, 1995	NR	North Carolina St.	North Carolina	80-70	Raleigh, NC
Feb. 4, 1995	NR	George Washington	Massachusetts	78-75	Washington, DC
Feb. 7, 1995	8	Maryland	North Carolina	86-73	College Park, MD
Feb. 18, 1995	15	Villanova	Connecticut	96-73	Storrs, CT
Feb. 20, 1995	25	Oklahoma	Kansas	76-73	Norman, OK
Nov. 28, 1995	5	Massachusetts	Kentucky	92-82	Auburn Hills, MI
Dec. 22, 1995	NR	Temple	Kansas	75-66	East Rutherford, NJ
Feb. 24, 1996	NR	George Washington	Massachusetts	86-76	Amherst, MA
Mar. 10, 1996	NR	Mississippi St.	Kentucky	84-73	New Orleans
Mar. 30, 1996	2	Kentucky	Massachusetts	81-74	East Rutherford, NJ (NSF)
Nov. 26, 1996	NR	Xavier	Cincinnati	71-69	Cincinnati
Feb. 4, 1997	NR	Missouri	Kansas	96-94	Columbia, MO
Mar. 21, 1997	15	Arizona	Kansas	85-82	Birmingham, AL (RSF)
Nov. 26, 1997	3	Duke	Arizona	95-87	Lahaina, HI
Dec. 13, 1997	NR	Michigan	Duke	81-73	Ann Arbor, MI
Jan. 14, 1998	NR	Maryland	North Carolina	89-83 (ot)	College Park, MD
Feb. 5, 1998	2	North Carolina	Duke	97-73	Chapel Hill, NC
Feb. 21, 1998	NR	North Carolina St.	North Carolina	86-72	Chapel Hill, NC
Mar. 8, 1998	4	North Carolina	Duke	83-68	Greensboro, NC
Mar. 28, 1998	7	Utah	North Carolina	65-59	San Antonio, TX (NSF)
Nov. 28, 1998	15	Cincinnati	Duke	77-75	Anchorage, AK
Feb. 1, 1999	17	Syracuse	Connecticut	59-42	Hartford, CT
Mar. 29, 1999	3	Connecticut	Duke	77-74	St. Petersburg, FL (CH)
Nov. 11, 1999	NR	Iowa	Connecticut	70-68	New York
Nov. 18, 1999	NR	Xavier	Cincinnati	66-64	Cincinnati
Jan. 8, 2000	5	Arizona	Stanford	68-65	Palo Alto, CA
Feb. 12, 2000	15	Temple	Cincinnati	77-69	Cincinnati
Mar. 4, 2000	NR	UCLA	Stanford	94-93 (ot)	Palo Alto, CA
Mar. 9, 2000	NR	St. Louis	Cincinnati	68-58	Memphis, TN
Mar. 24, 2000	11	Florida	Duke	87-78	Syracuse, NY (RSF)
Nov. 25, 2000	NR	Purdue	Arizona	72-69	Indianapolis
Dec. 21, 2000	3	Stanford	Duke	84-83	Oakland, CA
Jan. 7, 2001	NR	Indiana	Michigan St.	59-58	Bloomington, IN
Feb. 3, 2001	NR	UCLA	Stanford	79-73	Palo Alto, CA
Feb. 18, 2001	NR	Clemson	North Carolina	75-65	Clemson, SC
Mar. 8, 2001	8	Arizona	Stanford	76-75	Palo Alto, CA
Jan. 6, 2002	NR	Florida St.	Duke	77-76	Tallahassee, FL
Jan. 12, 2002	11	UCLA	Kansas	87-77	Los Angeles
Feb. 17, 2002	3	Maryland	Duke	87-73	College Park, MD
Mar. 10, 2002	4	Oklahoma	Kansas	64-55	Kansas City, MO
Mar. 21, 2002	NR	Indiana	Duke	74-73	Lexington, KY (RSF)
Dec. 21, 2002	NR	LSU	Arizona	66-65	Baton Rouge, LA
Dec. 30, 2002	NR	Utah	Alabama	51-49	Salt Lake City
Jan. 18, 2003	17	Maryland	Duke	87-72	College Park, MD
Jan. 30, 2003	24	Stanford	Arizona	82-77	Tucson, AZ
Feb. 4, 2003	6	Kentucky	Florida	70-55	Lexington, KY
Mar. 13, 2003	NR	UCLA	Arizona	96-89 (ot)	Los Angeles
Mar. 29, 2003	9	Marquette	Kentucky	83-69	Minneapolis (RF)
Nov. 26, 2003	NR	Georgia Tech	Connecticut	77-61	New York
Dec. 6, 2003	21	Stanford	Kansas	64-58	Los Angeles
Dec. 10, 2003	NR	Maryland	Florida	69-68 (ot)	Gainesville, FL
Dec. 13, 2003	NR	Louisville	Florida	73-65	Louisville, KY
Jan. 17, 2004	11	North Carolina	Connecticut	86-83	Chapel Hill, NC
Feb. 15, 2004	21	North Carolina St.	Duke	78-74	Raleigh, NC
Mar. 6, 2004	NR	Washington	Stanford	75-62	Seattle
Mar. 11, 2004	NR	Xavier	St. Joseph's	87-67	Dayton, OH

Date	Rank	School	No. 1 Team	Score	Site
Mar. 20, 2004	NR	Alabama	Stanford	70-67	Seattle, (2nd)
Dec. 1, 2004	5	Illinois	Wake Forest	91-73	Champaign, IL
Mar. 6, 2005	NR	Ohio St.	Illinois	65-64	Columbus, OH
Apr. 4, 2005	2	North Carolina	Illinois	75-70	St. Louis (CH)
Jan. 21, 2006	NR	Georgetown	Duke	87-84	Washington
Feb. 13, 2006	4	Villanova	Connecticut	69-64	Philadelphia
Mar. 1, 2006	NR	Florida St.	Duke	79-74	Tallahassee, FL
Mar. 4, 2006	15	North Carolina	Duke	83-76	Durham, NC
Mar. 9, 2006	NR	Syracuse	Connecticut	86-84	New York
Nov. 26, 2006	10	Kansas	Florida	82-80 (ot)	Las Vegas
Jan. 6, 2007	17	Oregon	UCLA	68-66	Eugene, OR
Jan. 13, 2007	NR	Virginia Tech	North Carolina	94-88	Blacksburg, VA
Feb. 17, 2007	NR	Vanderbilt	Florida	83-70	Nashville, TN
Feb. 20, 2007	NR	Michigan St.	Wisconsin	64-55	East Lansing, MI
Feb. 25, 2007	2	Ohio St.	Wisconsin	49-48	Columbus, OH
Apr. 2, 2007	3	Florida	Ohio St.	84-75	Atlanta, GA (NCAA Final)

NR=Not Rated
 NCAA Tournament Abbreviations After Site:
 NF=National Final or Championship Game
 NSF=National Semifinal
 N3rd= NCAA National Consolation Game
 RF=Regional Final
 RSF=Regional Semifinal
 2nd=Second-Round Game
 1st=First-Round Game

Week-by-Week A.P. Polls

REGULAR-SEASON POLLS

The Associated Press began its basketball poll on January 20, 1949. The following are those polls, year by year and week by week. Starting in the 1961-62 season, A.P. provided a preseason (PS) poll. A.P. did a post-tournament poll in 1953, 1954, 1974 and 1975.

1948-49

	January				February				March	
	18	25	1	8	15	22	1	8		
Arkansas.....	-	-	-	-	-	-	-	20	-	-
Baylor.....	-	18	-	-	-	-	-	-	-	-
Bowling Green.....	15	-	14	14	10	9	-	9	10	-
Bradley.....	16	19	18	-	12	10	10	7	-	-
Butler.....	19	17	16	16	11	11	11	18	-	-
Cincinnati.....	13	-	-	-	-	-	-	-	-	-
DePaul.....	-	16	-	-	17	-	-	-	-	-
Duquesne.....	-	-	-	20	20	17	-	-	-	-
Eastern Ky.....	-	-	20	-	-	-	-	-	-	-
Hamline.....	8	7	8	5	9	15	16	19	-	-
Holy Cross.....	14	20	19	15	-	-	-	-	-	-
Illinois.....	7	6	4	4	4	4	4	4	-	-
Kentucky.....	2	2	1	1	1	1	1	1	-	-
Loyola (Ill.).....	12	13	13	11	13	12	14	16	-	-
Minnesota.....	4	5	5	7	6	5	5	6	-	-
North Carolina St.....	-	15	17	-	18	-	15	13	-	-
New York U.....	20	-	15	-	-	-	-	-	-	-
Ohio St.....	-	-	-	18	-	18	19	20	-	-
Oklahoma.....	-	-	-	-	16	-	-	-	-	-
Oklahoma St.....	5	3	3	3	3	3	2	2	-	-
St. Louis.....	1	1	2	2	2	2	3	3	-	-
San Francisco.....	6	9	10	9	8	8	8	8	-	-
Southern California.....	-	-	-	-	-	19	-	-	-	-
Stanford.....	17	11	9	10	20	-	-	-	-	-
Texas.....	-	-	-	-	-	20	-	-	-	-
Tulane.....	11	12	11	8	5	6	7	9	-	-
UCLA.....	-	-	-	-	-	-	-	15	-	-
Utah.....	10	10	12	12	14	16	13	12	-	-
Villanova.....	9	8	7	13	15	-	17	14	-	-
Western Ky.....	3	4	6	6	7	7	6	5	-	-
Washington St.....	18	14	-	17	-	-	-	-	-	-
Wyoming.....	-	-	-	19	19	14	12	17	-	-
Yale.....	-	-	-	-	20	13	18	11	-	-

1949-50

	January				February				March	
	5	10	17	24	31	7	14	21	28	7
Arizona.....	-	-	-	-	-	18	17	19	15	15
Bowling Green.....	19	-	-	-	-	-	-	-	-	-
Bradley.....	3	6	4	6	3	2	2	1	1	1
CCNY.....	14	7	7	8	10	14	13	20	-	-
Cincinnati.....	-	12	20	-	-	-	-	-	-	-
Duquesne.....	8	8	6	2	2	3	7	4	5	6

	January				February				March	
	5	10	17	24	31	7	14	21	28	7
Hamline.....	-	-	-	-	-	20	-	-	-	-
Holy Cross.....	6	5	1	1	1	1	1	2	3	4
Illinois.....	16	-	-	20	-	-	-	-	-	-
Indiana.....	5	4	8	9	12	16	-	17	-	20
Kansas.....	-	-	-	-	-	-	-	-	-	19
Kansas St.....	20	-	13	12	11	10	14	13	12	14
Kentucky.....	2	2	5	4	6	7	5	5	4	3
La Salle.....	18	13	10	7	8	9	11	12	9	10
Long Island.....	4	3	3	3	4	6	6	10	14	13
Louisville.....	-	-	19	-	15	13	-	-	-	-
Minnesota.....	10	11	16	18	-	-	-	-	-	-
Missouri.....	12	16	-	-	-	-	-	-	-	-
Nebraska.....	-	-	-	-	-	-	-	-	16	-
North Carolina St.....	7	9	12	10	9	8	8	9	8	5
Notre Dame.....	-	-	-	-	16	-	-	-	-	-
Ohio St.....	-	15	11	13	7	4	3	3	2	2
Oklahoma.....	17	19	-	-	-	-	-	-	-	-
Oklahoma St.....	-	-	-	-	19	-	-	-	-	-
St. John's (N.Y.).....	1	1	2	5	5	4	4	6	10	9
St. Louis.....	11	-	-	-	-	19	18	15	-	-
San Francisco.....	-	-	-	-	-	15	12	11	13	12
San Jose St.....	-	-	-	-	-	-	-	18	19	17
Siena.....	-	18	-	-	-	-	-	-	-	-
Southern California.....	-	-	-	-	-	-	19	16	-	-
Tennessee.....	-	-	17	-	-	-	-	-	-	-
Toledo.....	-	-	-	-	-	-	-	14	17	-
Tulane.....	-	-	15	-	-	-	-	-	-	-
UCLA.....	9	10	9	11	13	12	10	7	6	7
Vanderbilt.....	-	-	-	-	18	-	20	-	20	-
Villanova.....	13	17	18	19	-	-	15	-	11	11
Washington.....	-	20	-	16	-	-	-	-	-	-
Washington St.....	-	-	-	-	-	17	16	-	-	18
Western Ky.....	-	14	14	17	14	11	9	8	7	8
Wisconsin.....	15	-	-	15	17	-	-	-	-	16
Wyoming.....	-	-	-	14	20	-	-	-	18	-

1950-51

	December		January				February				March	
	19	26	3	9	16	23	30	6	13	20	27	7
Arizona.....	-	-	16	-	-	14	15	13	16	11	12	12
Beloit.....	-	-	-	-	-	-	-	-	18	20	16	-
Bradley.....	2	2	1	1	3	4	5	5	8	7	5	6
BYU.....	15	-	-	-	-	19	12	14	12	12	11	11

	December		January				February				Mar.	
	19	26	3	9	16	23	30	6	13	20	27	7
CCNY.....	6	11	-	-	-	-	-	-	-	-	-	-
Cincinnati.....	17	17	17	-	16	15	16	11	15	18	-	17
Columbia.....	-	8	14	8	7	7	6	6	4	3	3	3
Cornell.....	19	18	14	-	-	-	-	-	-	-	-	-
Dayton.....	-	-	-	-	-	-	-	18	17	14	14	13
Duquesne.....	-	-	13	15	20	-	-	-	-	-	-	-
Illinois.....	-	20	-	14	14	16	14	16	11	10	6	5
Indiana.....	4	5	6	6	6	5	3	3	6	4	7	7
Kansas.....	11	10	20	17	-	-	17	20	-	-	-	-
Kansas St.....	20	-	9	9	10	9	7	4	3	5	4	4
Kentucky.....	1	1	3	3	2	1	1	1	1	1	1	1
La Salle.....	-	16	-	19	-	17	-	-	-	-	-	-
Long Island.....	7	4	4	4	4	2	4	12	19	16	-	-
Louisville.....	-	-	-	-	-	-	-	17	14	-	-	-
Missouri.....	8	9	-	-	-	-	-	-	-	-	-	-
Murray St.....	-	-	-	-	-	-	-	-	-	20	16	-
North Carolina St.....	3	6	7	7	9	8	8	10	9	9	8	8
Notre Dame.....	14	-	-	-	-	-	-	-	-	-	-	-
Oklahoma.....	16	-	-	-	-	18	18	-	-	17	-	-
Oklahoma St.....	5	3	2	2	1	3	2	2	2	2	2	2
Princeton.....	-	-	18	20	-	-	-	-	-	-	-	-
St. Bonaventure.....	-	-	-	-	17	-	-	-	-	-	-	-
St. John's (N.Y.).....	13	12	11	11	5	6	9	7	7	8	9	9
St. Louis.....	-	-	5	5	8	10	10	8	5	6	10	10
Seattle.....	-	-	-	-	-	-	-	-	20	-	-	-
Siena.....	-	-	-	-	18	13	-	19	-	-	-	18
Southern California.....	-	-	-	13	19	12	13	15	13	13	18	19
Toledo.....	10	13	19	18	12	-	20	-	-	-	13	14
UCLA.....	9	-	-	-	-	-	19	-	-	-	17	-
Villanova.....	18	7	8	16	11	11	11	9	10	15	15	20
Washington.....	12	15	12	12	15	-	-	-	-	19	19	15
West Virginia.....	-	19	-	-	-	-	-	-	-	-	-	-
Wyoming.....	-	14	10	10	13	20	-	-	-	-	-	-

1951-52

	December			January				February				March	
	10	17	25	1	8	15	22	29	5	12	19	26	4
Dayton.....	-	-	-	-	20	19	16	14	11	11	11	11	11
DePaul.....	-	-	-	-	-	-	-	19	-	18	-	-	-
Duke.....	12	19	-	-	-	-	-	-	-	-	-	15	12
Duquesne.....	-	-	-	-	16	7	10	7	5	3	3	4	4
Eastern Ky.....	19	-	-	-	-	-	-	-	-	-	-	-	-
Fordham.....	-	-	-	-	-	-	-	20	-	-	-	-	-
Holy Cross.....	-	17	-	-	20	11	17	-	19	17	17	13	-
Illinois.....	3	3	2	2	2	1	3	3	6	5	2	2	-
Indiana.....	11	6	5	5	4	14	20	13	18	20	-	-	-
Iowa.....	-	-	-	12	10	4	4	8	9	5	4	7	7
Kansas.....	8	7	4	1	1	1	2	4	6	9	7	8	8
Kansas St.....	5	5	8	9	7	9	7	2	2	2	3	3	3
Kentucky.....	1	2	1	4	3	3	3	1	1	1	1	1	1
La Salle.....	9	12	17	13	-	15	18	-	19	-	20	-	-
Louisville.....	17	-	-	-	15	13	14	12	13	15	15	13	17
Michigan St.....	-	-	-	20	19	-	-	-	-	-	-	-	-
Minnesota.....	-	15	-	-	-	-	-	-	-	-	-	-	-
Murray St.....	-	-	18	16	-	-	-	-	-	-	-	-	-
North Carolina St.....	10	9	19	17	-	17	-	-	-	-	-	-	-
Notre Dame.....	14	20	9	14	-	-	-	-	-	-	-	-	-
New York U.....	20	11	6	6	13	-	-	-	-	-	-	-	-
Oklahoma City.....	-	-	-	15	18	18	-	16	15	13	-	-	-
Oklahoma St.....	13	13	-	-	-	-	-	16	-	-	-	-	-
Penn St.....	-	-	-	-	-	-	-	14	17	13	-	-	-
St. Bonaventure.....	-	-	-	10	8	6	5	5	4	4	10	12	15
St. John's (N.Y.).....	2	1	7	8	12	-	15	15	10	10	8	9	10
St. Louis.....	4	4	12	7	5	5	8	6	7	7	9	5	5
Seattle.....	-	-	-	-	-	-	-	-	-	-	16	-	18
Seton Hall.....	7	10	10	11	9	12	13	11	17	12	14	14	14
Siena.....	-	-	-	-	17	11	19	18	-	16	18	20	-
Stanford.....	16	-	13	-	-	-	-	-	-	-	-	-	-
Texas St.....	-	-	-	-	-	-	-	-	-	-	-	-	20
Syracuse.....	-	-	20	19	14	-	-	-	-	-	-	-	-
TCU.....	-	-	-	-	15	12	-	-	-	-	-	-	-
UCLA.....	-	-	-	-	16	-	-	-	-	-	-	-	19
Utah.....	-	-	15	18	-	-	17	-	-	-	-	-	-
Vanderbilt.....	18	-	-	-	-	-	-	-	-	-	-	-	-
Villanova.....	15	18	14	-	-	-	-	-	-	-	-	19	-
Washington.....	6	8	3	3	6	8	6	9	8	8	6	6	6
West Virginia.....	-	-	-	-	11	10	9	10	12	14	12	10	9
Western Ky.....	-	16	11	-	-	-	-	-	20	-	-	18	-
Wyoming.....	-	14	-	-	-	-	-	-	-	-	19	16	16

1952-53

	December			January				February				March		
	16	23	30	6	13	20	27	3	10	17	24	3	10	24
California.....	18	-	-	20	-	14	-	14	19	19	-	-	-	-
Colorado.....	-	18	-	-	-	-	-	-	-	-	-	-	-	-
DePaul.....	-	-	14	-	-	-	10	7	7	14	15	-	-	19
Duke.....	-	-	-	-	-	-	-	-	-	18	-	-	-	-
Duquesne.....	-	-	-	-	-	-	-	-	-	-	19	18	11	9
Eastern Ky.....	-	-	-	-	-	18	15	-	-	20	-	17	-	-
Fordham.....	-	-	-	8	7	10	7	13	16	-	-	-	-	-
Georgetown.....	-	-	-	-	20	-	-	-	-	-	-	-	-	-
Holy Cross.....	8	4	6	14	17	-	-	17	-	-	-	20	-	13
Idaho.....	-	20	-	18	-	-	-	-	-	-	-	-	-	-
Illinois.....	3	2	4	4	4	6	6	6	5	5	10	10	13	11
Indiana.....	19	15	12	7	6	2	2	2	2	2	2	1	1	1
Kansas.....	20	-	-	-	15	9	14	18	14	10	5	6	5	3
Kansas St.....	2	5	1	1	1	4	5	5	10	8	9	8	8	12
La Salle.....	1	1	3	3	3	5	4	4	4	4	4	2	3	6
LSU.....	10	8	17	11	14	14	11	10	8	6	6	5	7	5
Louisville.....	-	-	-	-	-	-	-	-	17	16	18	14	14	-
Manhattan.....	-	-	-	-	-	20	19	19	15	13	16	-	20	-
Miami (Ohio).....	-	-	-	-	-	-	-	-	-	-	12	16	-	-
Minnesota.....	16	17	9	19	-	19	-	-	-	-	-	-	-	-
Missouri St.....	-	-	-	-	-	-	-	-	-	-	-	-	-	20
Murray St.....	-	-	-	-	-	-	-	-	-	17	-	-	-	-
Navy.....	20	13	-	15	-	-	16	-	-	-	-	18	19	-
Niagara.....	-	-	-	-	-	-	-	20	17	-	-	-	-	-
North Carolina.....	-	-	-	-	-	18	-	12	-	-	-	-	-	-
North Carolina St.....	6	6	11	9	8	8	12	15	12	15	13	12	18	18
Notre Dame.....	7	11	19	13	11	16	17	-	-	17	-	13	17	10
Oklahoma City.....	13	19	16	-	18	17	-	16	13	12	11	11	10	-
Oklahoma St.....	5	9	7	5	9	7	8	9	6	7	7	7	6	8
St. Bonaventure.....	14	12	15	-	-	-	-	-	-	-	-	-	-	-
St. John's (N.Y.).....	-	-	-	-	-	-	-	-	-	-	-	-	20	7
St. Louis.....	17	-	-	-	-	-	-	-	-	-	-	-	-	-
Santa Clara.....	-	-	-	-	-	-	-	-	-	-	-	-	-	16
Seattle.....	-	15	13	16	16	13	13	11	11	11	14	15	14	14
Seton Hall.....	4	3	2	2	2	1	1	1	1	1	1	3	4	2
Southern California.....	-	-	-	12	12	-	-	-	-	-	-	-	-	-
Toledo.....	-	-	-	-	18	-	-	-	-	-	-	-	-	-
Tulsa.....	15	14	8	17	13	11	20	-	19	-	-	-	-	-
UCLA.....	12	20	-	-	19	-	-	-	-	-	-	-	-	-
Villanova.....	-	-	-	-	-	-	-	-	19	-	-	-	-	-
Wake Forest.....	-	-	-	-	-	-	-	-	-	-	-	-	12	15
Washington.....	9	7	5	6	5	3	3	3	3	3	3	4	2	4
Wayne St. (Mich.).....	-	-	-	-	-	20	-	-	-	-	-	-	-	-
Western Ky.....	11	10	10	10	10	12	9	8	9	9	8	9	9	17
Wyoming.....	-	-	-	-	-	-	-	-	-	-	-	-	16	-

1953-54

	December			January				February				March		
	8	15	22	5	12	19	26	2	9	16	23	2	9	23
Bradley.....	-	-	-	-	-	-	-	18	-	-	-	-	-	7
BYU.....	-	-	-	19	-	-	-	-	-	-	-	-	-	-
California.....	17	15	-	-	-	15	14	15	14	-	-	-	-	-
Colorado A&M.....	-	-	-	-	18	-	-	-	19	18	-	-	19	-
Connecticut.....	-	-	-	-	-	-	18	-	-	-	-	19	-	-
Dayton.....	15	-	16	-	14	17	-	18	-	17	16	14	15	-
Duke.....	-	13	-	-	8	9	13	20	8	15	14	10</		

	December				January				February				March	
	10	17	24	31	7	14	21	28	4	11	18	25	4	11
Duke	-	-	-	-	-	-	-	-	13	8	7	6	6	10
Georgia Tech	-	-	-	-	-	-	-	-	19	-	-	-	-	-
Illinois	-	-	-	-	17	-	-	-	-	-	-	-	-	-
Indiana	-	-	-	-	-	-	-	-	-	-	-	-	-	12
Iowa St.	-	-	20	-	-	-	-	-	-	-	-	-	-	-
Kansas	2	2	2	2	2	3	2	2	2	4	4	7	10	7
Kansas St.	5	3	3	3	4	2	3	4	4	1	1	1	1	3
Kentucky	3	5	9	10	9	9	9	8	12	12	13	12	9	9
La Salle	-	-	-	20	-	-	-	-	-	-	-	-	-	-
Maryland	-	6	6	7	11	8	6	9	8	9	14	17	17	6
Memphis	20	-	-	-	18	-	-	-	-	-	-	-	-	-
Michigan St.	7	9	8	8	14	18	15	15	15	19	12	15	12	17
Minnesota	11	10	-	-	-	-	-	-	-	-	-	-	-	-
Mississippi St.	-	18	10	9	5	11	14	14	17	18	18	16	15	15
North Carolina	1	1	4	4	3	6	8	7	7	11	16	9	13	13
North Carolina St.	12	20	13	11	13	20	12	10	9	10	9	11	14	20
Notre Dame	15	-	-	-	-	-	-	-	-	17	10	8	7	8
Oklahoma	-	-	-	-	-	14	-	-	-	20	-	-	-	-
Oklahoma St.	18	16	14	14	8	7	7	6	6	6	8	13	18	19
Oregon St.	-	17	-	18	15	16	-	20	-	-	-	-	-	-
Rice	16	14	-	-	-	-	-	-	-	-	-	-	-	-
Richmond	-	19	17	-	-	-	-	-	-	-	-	-	-	-
St. Bonaventure	-	-	-	-	-	-	-	-	-	-	-	-	20	-
St. John's (N.Y.)	-	-	19	17	16	15	13	13	-	-	-	-	-	-
St. Louis	9	-	18	-	-	-	-	-	-	-	-	-	-	-
San Francisco	6	7	7	6	6	4	5	5	5	5	5	4	4	4
Seattle	14	12	15	-	20	-	-	-	16	16	17	18	19	18
Syracuse	17	-	-	-	-	-	-	-	-	-	-	-	-	-
Temple	10	-	-	13	12	12	11	11	10	7	6	5	5	5
Tennessee	-	-	-	-	-	13	16	-	-	15	20	-	-	-
TCU	-	-	-	16	-	-	-	-	-	-	-	-	-	-
UCLA	13	13	-	-	-	-	-	-	-	-	-	-	-	-
Utah	-	15	12	15	19	-	-	-	-	-	-	-	-	-
West Virginia	8	8	1	1	1	1	1	1	1	2	3	2	2	1
Western Ky.	-	-	16	-	-	-	-	-	-	-	-	-	-	-
Wichita	-	-	-	-	20	17	19	18	-	-	-	-	-	-

1958-59

	December				January				February				March	
	9	16	23	30	6	13	20	27	3	10	17	24	2	9
Auburn	12	13	8	9	6	5	5	4	4	4	2	6	7	8
Bradley	-	11	13	10	9	7	9	9	8	7	10	9	9	4
California	-	15	14	20	-	20	-	20	19	18	15	12	11	11
Cincinnati	1	1	2	2	7	6	6	5	5	5	6	4	3	5
Dayton	-	-	20	-	-	-	-	-	-	-	-	-	-	-
Illinois	-	-	-	-	20	-	-	18	-	-	-	-	-	-
Indiana	19	-	-	-	-	19	-	-	-	15	19	-	-	-
Kansas	7	-	-	-	-	-	-	-	-	-	-	-	-	-
Kansas St.	3	3	4	3	4	4	3	3	3	3	4	2	2	1
Kentucky	2	2	1	1	1	2	1	1	1	1	3	1	1	2
Louisville	-	-	-	-	-	-	-	17	-	-	-	-	-	-
Marquette	17	-	17	15	15	13	12	12	12	11	13	13	13	20
Memphis	-	-	18	-	-	-	-	-	-	-	-	-	-	-
Michigan St.	15	11	9	7	5	8	8	8	7	12	9	8	6	7
Mississippi St.	8	8	7	8	12	12	11	11	11	10	5	5	4	3
North Carolina	13	10	3	4	3	3	2	2	2	2	1	3	5	9
North Carolina St.	5	4	6	5	2	1	4	6	6	6	6	7	10	6
Northwestern	10	6	12	6	8	11	18	-	-	-	-	-	-	-
Notre Dame	11	-	-	-	-	-	-	-	-	-	-	-	-	-
Oklahoma City	-	-	-	17	13	17	15	14	13	14	18	15	14	17
Oklahoma St.	20	-	-	-	-	-	-	-	-	-	-	-	-	-
Pittsburgh	-	18	-	-	-	-	-	-	-	-	-	-	-	-
Portland	-	-	-	-	-	18	17	-	-	-	-	19	-	-
Purdue	-	-	-	18	-	-	-	-	-	20	20	-	-	-
St. Bonaventure	-	-	-	-	-	14	13	16	18	-	14	18	19	19
St. John's (N.Y.)	20	-	-	13	10	9	7	7	15	19	-	17	18	-
St. Joseph's	-	14	-	12	-	-	-	-	20	-	-	-	20	14
St. Louis	9	17	16	16	14	15	14	15	9	8	8	11	12	12
St. Mary's (Cal.)	14	-	-	-	-	-	-	-	-	-	-	20	17	15
Seattle	-	16	-	-	16	16	16	13	14	13	12	16	-	13
SMU	18	20	-	-	-	-	-	-	-	-	-	-	-	-
Tennessee	6	5	11	14	17	-	-	-	-	-	-	-	-	-
Texas A&M	-	-	-	-	19	-	-	-	-	-	-	-	-	-
TCU	-	-	-	19	-	-	-	19	17	16	16	14	15	16
UCLA	-	19	-	-	-	-	-	-	-	-	-	-	-	-
Utah	-	-	-	-	-	20	-	-	16	17	17	-	16	18
Villanova	-	-	15	-	18	-	19	-	-	-	-	-	-	-
Washington	-	-	19	-	-	-	-	-	-	-	-	-	-	-
West Virginia	4	7	5	11	11	10	10	10	10	9	11	10	8	10
Xavier	16	9	10	-	-	-	-	-	-	-	-	-	-	-

1959-60

	December		January				February				March	
	22	29	5	12	19	26	2	9	16	23	1	8
Auburn	-	-	-	-	-	-	-	17	17	13	11	11
Bradley	5	9	4	4	2	2	2	2	3	4	4	4
California	4	3	2	2	3	3	3	3	3	4	3	2
Cincinnati	1	1	1	1	1	1	1	1	1	1	1	1
Dayton	-	-	-	-	19	19	13	15	-	-	-	-
DePaul	-	20	-	-	-	-	-	-	-	-	-	-
Detroit	17	11	15	20	20	14	14	19	-	-	-	-
Duke	16	18	-	-	-	-	-	-	-	-	-	18
Georgia Tech	8	10	6	6	6	6	6	6	6	6	7	13
Holy Cross	-	-	-	-	-	-	-	16	13	17	20	16
Illinois	10	8	9	14	13	-	19	20	20	-	-	-
Indiana	9	7	11	-	-	-	-	-	20	-	12	7
Iowa	19	14	-	-	15	-	-	-	-	-	-	-
Kansas St.	-	-	-	-	-	-	15	-	-	-	-	-
Kentucky	13	13	-	17	16	15	-	-	-	-	-	-
La Salle	14	-	-	19	-	-	-	-	-	-	-	-
Miami (Fla.)	-	15	14	15	11	11	11	10	10	9	8	10
Michigan St.	11	-	-	-	-	-	-	-	-	-	-	-
New York U.	12	12	-	-	-	-	-	-	-	14	14	12
North Carolina	-	-	19	16	12	12	17	13	19	-	16	-
Ohio	-	-	-	-	-	-	-	-	18	-	-	-
Ohio St.	3	5	7	5	5	5	4	4	4	2	2	3
Providence	-	-	-	-	-	20	16	14	16	15	15	14
St. Bonaventure	-	-	-	-	-	-	19	-	14	10	9	9
St. John's (N.Y.)	-	-	-	-	-	-	-	-	15	11	19	20
St. Louis	7	6	12	11	18	16	18	18	-	16	13	15
Southern California	20	-	10	10	14	18	-	-	-	-	-	-
Texas A&M	18	-	13	8	10	10	10	12	11	18	-	-
Toledo	-	16	20	18	17	13	12	11	12	19	-	-
Utah	6	4	5	7	7	7	7	9	8	5	6	6
Utah St.	-	-	17	12	9	9	9	7	7	8	10	8
Villanova	15	17	16	9	8	8	8	8	9	12	17	17
Virginia Tech	-	-	-	-	-	17	-	-	-	-	-	-
Wake Forest	-	19	8	13	-	20	-	-	-	-	18	19
West Virginia	2	2	3	3	4	4	5	5	5	7	5	5
Western Ky.	-	-	18	-	-	-	-	-	-	-	-	-

1960-61

	December			January				February				March	
	13	20	27	3	10	17	24	31	7	14	21	28	7
Auburn	11	9	9	10	-	-	-	-	-	-	-	-	-
Bradley	2	2	2	2	3	3	3	3	4	5	4	4	6
Cincinnati	-	-	-	-	-	-	-	-	5	4	3	3	2
Colorado	-	15	-	-	-	-	-	-	-	-	-	-	-
Dayton	20	-	-	-	-	-	-	-	-	-	-	-	-
DePaul	-	-	-	-	7	-	-	-	-	-	-	-	-
Detroit	3	8	13	-	-	-	-	-	-	-	-	-	-
Drake	-	20	14	-	-	-	-	-	-	-	-	-	-
Duke	8	7	6	8	8	8	5	4	3	3	6	9	10
Georgia Tech	15	-	-	-	-	-	-	-	-	-	-	-	-
Illinois	19	-	-	-	-	-	-	-	-	-	-	-	-
Indiana	4	4	4	-	-	-	-	-	-	-	-	-	-
Iowa	-	-	-	7	6	4	6	6	9	9	5	6	8
Kansas	16	20	-	-	-	-	-	-	-	-	-	-	-
Kansas St.	20	12	12	-	9	10	-	10</					

1961-62

Table for 1961-62 showing weekly poll results for various schools from December to March. Columns include school names and dates for each month.

1962-63

Table for 1962-63 showing weekly poll results for various schools from December to March. Columns include school names and dates for each month.

1963-64

Table for 1963-64 showing weekly poll results for various schools from December to March. Columns include school names and dates for each month.

1964-65

Table for 1964-65 showing weekly poll results for various schools from December to March. Columns include school names and dates for each month.

1965-66

Table for 1965-66 showing weekly poll results for various schools from December to March. Columns include school names and dates for each month.

1966-67

Table for 1966-67 showing weekly poll results for various schools from December to March. Columns include school names and dates for each month.

1967-68

	December				January				February				March			
	PS	5	12	19	26	2	9	16	23	30	6	13	20	27	5	12
Boston College...	7	10	6	8	10	-	-	-	-	-	-	-	-	-	-	-
Bradley.....	-	-	-	10	-	-	-	-	-	-	-	-	-	-	-	-
Columbia.....	-	-	-	-	-	10	10	8	8	7	6	6	6	6	8	7
Davidson.....	10	-	8	6	8	-	-	-	-	-	-	-	-	-	10	8
Dayton.....	6	6	-	-	-	-	-	-	-	-	-	-	-	-	-	-
Duke.....	-	-	-	-	-	-	-	-	9	10	8	10	6	10	-	-
Houston.....	2	2	2	2	2	2	2	1	1	1	1	1	1	1	1	1
Indiana.....	-	-	9	5	3	-	-	-	-	-	-	-	-	-	-	-
BKansas.....	5	4	-	-	-	-	-	-	-	-	-	-	-	-	-	-
Kentucky.....	-	9	4	7	6	5	4	8	9	10	8	8	5	4	5	5
Louisville.....	3	3	5	-	-	-	-	-	-	-	-	-	9	9	9	9
Marquette.....	-	-	-	-	-	-	-	-	-	-	-	10	8	-	-	-
New Mexico.....	-	-	-	-	-	10	9	6	4	4	6	5	7	7	7	6
New Mexico St. ...	-	-	-	-	-	-	-	-	-	10	-	-	-	-	-	-
North Carolina ...	4	5	7	4	5	3	3	3	3	3	3	3	3	3	5	4
Oklahoma City ...	-	-	-	-	-	8	-	-	-	-	-	-	-	-	-	-
Princeton.....	8	-	10	-	-	-	-	-	-	-	-	-	-	-	-	-
Purdue.....	-	7	-	-	-	-	-	-	-	-	-	-	-	-	-	-
St. Bonaventure..	-	-	-	-	-	9	7	7	5	5	4	4	4	4	3	3
Tennessee.....	-	-	-	9	4	6	5	4	6	6	5	7	-	-	-	-
UCLA.....	1	1	1	1	1	1	1	1	2	2	2	2	2	2	2	2
Utah.....	-	-	-	7	7	6	5	10	-	-	-	-	-	-	-	-
Vanderbilt.....	9	8	3	3	9	4	8	9	7	7	9	9	9	-	-	-

1968-69

	December					January					February					March
	PS	3	10	17	24	31	7	14	21	28	4	11	18	25	4	
Baylor.....	-	-	-	-	-	-	18	-	-	-	19	-	-	-	-	
Boston College...	-	-	-	-	-	-	-	-	-	-	-	-	-	20	16	
California.....	-	19	18	15	-	-	-	-	-	-	-	-	-	-	-	
Cincinnati.....	14	9	6	6	10	10	19	19	-	-	-	-	-	-	-	
Colorado.....	-	-	-	-	-	-	20	17	17	20	14	18	-	-	18	
Columbia.....	-	-	-	-	-	-	-	19	18	14	-	-	-	-	-	
Davidson.....	6	6	3	3	3	2	6	4	4	4	6	6	5	5	5	
Dayton.....	-	-	-	-	-	-	-	20	20	19	17	-	-	-	-	
Detroit.....	18	15	14	13	11	7	13	-	-	-	-	-	-	-	-	
Drake.....	-	-	-	-	-	-	18	-	-	-	-	-	-	-	11	
Duke.....	17	16	9	-	-	-	-	-	-	-	-	-	-	-	-	
Duquesne.....	-	-	-	-	15	15	12	10	11	15	13	8	10	9	9	
Florida.....	19	-	-	-	-	-	-	-	-	-	-	-	-	-	-	
Houston.....	8	6	12	20	-	-	-	-	-	-	-	-	-	-	-	
Illinois.....	-	-	-	12	8	4	8	8	7	10	10	19	15	20	20	
Iowa.....	-	20	19	-	-	-	-	-	-	-	-	-	-	-	-	
Kansas.....	5	4	11	11	8	5	5	10	13	15	13	12	16	13	19	
Kentucky.....	3	3	4	4	4	3	7	5	5	5	4	4	6	6	7	
La Salle.....	-	-	20	16	17	11	11	11	9	9	7	5	4	3	2	
Louisville.....	-	-	-	19	14	14	14	-	-	-	20	13	11	15	15	
Marquette.....	15	20	-	-	-	-	20	15	16	16	17	18	20	18	14	
New Mexico.....	9	8	5	5	6	18	-	-	-	18	-	-	-	-	-	
New Mexico St. ...	-	-	-	14	15	12	10	7	7	8	16	15	15	16	12	
North Carolina ...	2	2	2	2	2	4	2	2	2	2	2	2	3	2	4	
Northwestern.....	-	-	-	-	19	12	17	-	-	-	-	-	-	-	-	
Notre Dame.....	4	5	7	7	7	16	17	16	15	-	-	-	-	17	17	
Ohio St.....	12	13	17	17	16	13	16	13	12	12	12	16	10	14	14	
Purdue.....	10	14	13	12	18	-	-	18	14	9	8	9	9	6	6	
St. Bonaventure..	7	11	10	9	13	20	-	-	-	-	-	-	-	-	-	
St. John's (N.Y.)...	-	-	-	-	17	8	6	6	6	5	9	7	7	8	8	
Santa Clara.....	-	18	16	10	9	6	3	3	3	3	3	2	4	3	3	
South Carolina ...	-	-	-	-	-	-	-	-	19	-	-	-	12	8	13	
Tennessee.....	20	20	-	20	-	-	-	-	-	-	-	-	17	17	17	
Tulsa.....	-	-	-	-	-	-	14	14	13	11	7	14	19	-	-	
UCLA.....	1	1	1	1	1	1	1	1	1	1	1	1	1	1	1	
Vanderbilt.....	13	12	-	-	-	-	-	-	-	-	-	-	-	-	-	
Villanova.....	11	10	8	8	5	9	9	9	11	10	8	11	11	12	10	
Western Ky.....	16	17	15	18	-	-	-	-	-	-	-	-	-	-	-	
Wyoming.....	-	-	-	19	-	-	-	-	-	-	-	-	-	-	-	

1969-70

	December					January					February					March
	PS	9	16	23	30	6	13	20	27	3	10	17	24	3	10	
Cincinnati.....	-	-	-	-	-	-	-	-	-	-	-	-	-	-	19	
Colorado.....	10	17	16	-	20	-	-	-	-	-	-	-	-	-	-	
Columbia.....	-	-	-	15	-	17	13	-	17	17	19	-	18	-	-	
Davidson.....	5	4	4	9	11	8	8	11	11	15	13	9	11	10	15	
Drake.....	19	-	-	-	-	-	-	-	16	13	11	17	16	14	14	
Duke.....	-	-	-	-	-	19	19	16	-	-	-	-	-	-	-	
Duquesne.....	11	7	-	-	-	-	-	-	-	-	-	-	-	-	-	
Florida St.....	-	-	-	-	-	-	-	18	12	9	8	10	11	11	11	
Georgia.....	-	-	-	-	-	-	-	-	-	20	-	-	-	-	-	
Houston.....	20	-	19	8	8	11	9	7	12	16	15	15	15	13	12	
Illinois.....	-	-	-	15	-	-	17	12	10	14	-	-	-	-	-	

	December					January					February					March
	PS	9	16	23	30	6	13	20	27	3	10	17	24	3	10	
Iowa.....	-	-	-	-	-	-	18	18	13	10	7	6	6	6	6	
Jacksonville.....	-	-	-	-	-	-	-	-	18	20	14	11	9	8	7	
Kansas.....	-	-	-	16	-	-	-	-	-	8	7	6	6	6	4	
Kansas St.....	-	-	-	-	-	-	-	17	19	18	-	18	17	16	-	
Kentucky.....	2	1	1	1	1	2	2	2	2	3	3	2	1	2	1	
Long Beach St.....	-	-	-	-	-	-	-	-	-	-	-	-	-	-	19	
LSU.....	-	-	-	15	-	-	-	-	-	-	-	-	-	-	-	
Louisville.....	15	11	14	14	-	20	18	18	-	-	-	19	-	-	-	
Marquette.....	8	12	17	-	18	13	10	8	7	9	12	10	8	9	8	
New Mexico St.....	6	3	3	7	7	6	5	5	5	6	6	5	5	5	5	
Niagara.....	-	-	-	-	-	15	12	-	-	-	-	-	-	-	17	
North Carolina ...	7	5	7	4	4	4	7	9	9	7	10	13	19	-	-	
North Carolina St.	-	-	-	-	15	10	11	10	8	5	5	12	14	19	10	
Notre Dame.....	13	10	6	11	13	-	20	-	-	-	16	14	13	15	9	
Ohio.....	-	19	10	5	5	9	14	13	13	-	-	-	-	17	-	
Ohio St.....	18	16	-	-	-	-	-	-	-	-	-	-	-	-	-	
Oklahoma.....	-	-	-	-	-	16	-	-	-	-	-	-	-	-	-	
Penn.....	-	-	-	17	14	18	15	14	14	10	8	7	7	7	13	
Purdue.....	3	14	12	18	17	-	-	-	-	-	-	-	-	-	-	
St. Bonaventure..	17	20	-	19	12	5	4	4	3	4	4	3	3	4	3	
St. John's (N.Y.)...	14	-	-	-	-	-	-	-	-	-	-	-	-	-	-	
Santa Clara.....	12	15	11	-	-	-	-	-	-	-	-	20	-	-	-	
South Carolina ...	1	8	5	3	3	3	3	3	4	2	2	4	4	3	6	
Southern California.	16	6	13	12	19	-	20	15	15	11	18	-	-	-	20	
Tennessee.....	-	9	8	6	6	12	-	-	-	-	-	-	-	-	-	
UCLA.....	4	2	2	2	2	1	1	1	1	1	1	1	2	1	2	
Utah St.....	-	-	-	-	-	-	-	-	-	-	-	20	18	16	16	
Villanova.....	9	12	9	20	-	-	-	-	-	19	-	-	-	-	-	
Washington.....	-	-	20	10	9	14	15	-	-	-	-	-	-	-	-	
Western Ky.....	-	-	-	-	-	-	-	-	-	-	17	16	12	12	18	

1970-71

	December					January					February					March
	PS	8	15	22	29	5	12	19	26	2	9	16	23	2	9	
Army.....	-	14	-	-	-	-	-	-	-	-	-	-	-	-	-	
BYU.....	-	-	-	-	-	-	-	-	-	-	-	-	-	-	20	
Drake.....	10	7	9	9	7	16	-	-	-	-	-	-	-	-	18	
Duke.....	13	-	-	-	-	-	-	-	-	-	-	-	-	-	19	
Duquesne.....	-	-	-	-	-	-	-	17	14	12	10	8	11	11	15	
Florida St.....	-	-	17	-	-	-	-	-	-	-	-	-	-	-	-	
Fordham.....	-	-	-	-	-	18										

	December				January				February				March			
	PS	7	14	21	28	4	11	18	25	1	8	15	22	29	7	14
Florida St.	-	18	9	14	-	20	12	11	10	12	14	14	11	10	14	10
Hawaii	-	-	-	-	18	16	19	18	15	14	18	16	17	15	12	-
Houston	7	12	20	-	-	-	-	-	-	-	-	16	13	19	-	-
Illinois	-	-	-	-	-	-	16	-	-	-	-	-	-	-	-	-
Indiana	-	-	12	8	7	5	17	-	-	-	-	-	-	20	17	-
Jacksonville	11	8	14	16	-	-	-	-	-	17	16	-	-	-	-	-
Kansas	14	-	-	-	-	-	-	-	-	-	-	-	-	-	-	-
Kentucky	10	7	7	11	12	19	15	-	-	-	17	18	-	-	-	18
Long Beach St.	8	6	13	9	10	8	7	4	5	5	8	9	6	6	5	5
La.-Lafayette	-	-	16	12	13	15	13	12	12	13	13	12	10	11	9	8
Louisville	9	16	17	19	15	7	5	6	4	3	4	4	3	2	4	4
Marquette	4	2	2	2	2	2	2	2	2	2	2	2	2	5	7	7
Marshall	-	-	-	20	17	13	20	16	14	11	11	10	8	9	10	12
Maryland	6	5	15	15	16	12	-	-	18	-	-	19	12	18	13	14
Memphis	-	-	-	-	-	-	-	-	-	-	15	18	19	20	11	13
Michigan	13	9	-	-	-	-	-	-	-	20	-	-	-	16	-	-
Minnesota	-	-	-	-	-	-	17	16	19	19	-	-	-	16	11	-
Missouri	-	-	-	-	-	-	18	-	20	15	17	15	14	19	18	-
New Mexico	16	-	-	-	-	-	-	-	-	-	-	-	-	-	-	-
North Carolina	2	3	4	4	4	3	3	3	3	4	3	3	5	3	3	2
North Caro. St.	-	20	-	-	-	-	-	-	-	-	-	-	-	-	-	-
Northen Ill.	-	-	-	-	-	-	20	19	-	-	-	-	-	-	-	-
Ohio	-	-	-	17	-	-	-	-	-	-	-	-	-	-	-	-
Ohio St.	5	4	10	6	6	10	9	7	6	9	7	8	15	14	-	19
Oklahoma	20	-	-	-	-	-	-	-	-	-	-	-	-	-	-	-
Oral Roberts	-	-	-	-	-	-	-	-	-	-	-	20	17	17	16	-
Penn.	15	10	5	13	14	6	6	10	9	6	5	5	4	4	2	3
Princeton	-	-	18	-	-	-	-	14	17	-	-	-	-	-	-	-
Providence	-	-	-	-	-	-	-	-	16	12	13	-	-	-	-	-
St. John's (N.Y.)	17	14	8	10	9	17	-	-	-	-	-	-	-	-	-	-
South Carolina	12	11	3	3	3	4	4	5	11	8	9	7	9	8	6	6
Southern California	3	13	10	5	5	11	10	8	7	18	-	-	-	-	-	-
Tennessee	-	-	-	20	-	-	19	-	-	-	20	-	-	-	-	-
UCLA	1	1	1	1	1	1	1	1	1	1	1	1	1	1	1	1
Villanova	18	18	-	-	-	14	11	15	-	-	-	-	-	-	-	15
Virginia	-	-	19	18	11	9	8	9	8	7	6	6	13	12	15	20
West Virginia	-	-	-	-	19	-	-	-	-	-	-	-	-	-	-	-

1972-73

	December				January				February				March			
	PS	5	12	19	26	2	9	16	23	30	6	13	20	27	6	13
Alabama	-	-	-	-	18	14	14	11	9	6	10	17	18	-	-	-
Arizona St.	-	-	-	-	-	-	-	-	-	-	-	-	-	-	-	16
Austin Peay	-	-	-	-	-	-	-	-	-	-	-	-	-	-	-	19
BYU	12	-	17	15	14	15	-	-	-	-	-	20	-	-	-	-
Florida St.	2	2	2	7	12	19	18	19	-	-	-	-	-	-	-	-
Houston	15	20	16	14	13	10	10	12	11	11	11	7	9	8	7	13
Indiana	-	-	15	9	15	20	16	16	6	5	4	11	10	12	9	6
Jacksonville	-	-	-	-	-	15	15	13	15	16	13	20	18	16	-	-
Kansas St.	17	16	20	17	16	18	17	14	18	18	18	15	13	16	11	9
Kentucky	13	8	-	-	-	-	-	-	-	-	-	-	-	-	19	17
Long Beach St.	6	7	7	6	6	5	6	5	5	4	3	3	3	4	4	3
La.-Lafayette	7	10	8	8	9	8	13	13	12	13	13	14	12	11	14	7
Louisville	20	-	-	-	-	20	20	-	-	-	-	-	-	-	-	-
Marquette	5	5	4	3	3	3	4	7	10	10	7	5	5	5	6	5
Maryland	3	3	3	2	2	2	2	3	4	3	9	10	8	9	10	8
Memphis	11	11	19	-	-	-	-	17	17	15	16	14	10	15	12	-
Michigan	19	18	18	-	-	-	-	-	-	-	-	-	-	-	-	-
Minnesota	4	4	5	5	5	6	8	6	8	9	5	4	4	3	3	10
Missouri	-	-	12	10	7	7	5	8	7	7	8	12	16	13	12	15
New Mexico	-	-	-	-	16	-	-	19	-	20	18	15	15	-	-	-
North Carolina	-	13	11	13	11	9	7	4	3	8	6	6	6	7	8	11
North Carolina St.	8	6	6	4	4	4	3	2	2	2	2	2	2	2	2	2
Ohio St.	10	15	-	-	-	-	-	-	-	-	-	-	-	-	-	-
Oklahoma	-	-	-	19	19	-	-	-	-	-	-	-	-	-	-	-
Oral Roberts	18	12	10	16	-	-	-	-	-	19	19	-	-	-	-	-
Penn.	9	9	9	11	8	17	-	-	-	-	-	-	-	-	-	18
Providence	-	19	14	18	17	13	11	9	14	12	12	8	7	6	5	4
Purdue	-	-	-	-	-	-	-	20	-	-	-	17	20	-	-	-
St. John's (N.Y.)	-	-	-	-	-	18	17	15	14	14	9	11	17	17	-	-
St. Joseph's	-	-	-	-	-	-	-	-	-	-	-	-	-	-	-	18
San Francisco	-	-	-	20	12	12	10	16	16	17	-	-	-	-	-	19
Santa Clara	-	-	-	20	-	-	-	-	-	-	-	-	-	-	-	-
South Carolina	16	-	-	-	-	-	-	-	-	-	-	-	-	-	-	19
Southern California	20	17	-	-	-	-	-	-	20	-	-	-	-	-	-	-
Syracuse	-	-	-	-	-	-	-	-	-	-	-	-	-	-	14	13
Tennessee	14	14	-	-	-	-	-	-	-	-	-	-	-	-	-	-
UCLA	1	1	1	1	1	1	1	1	1	1	1	1	1	1	1	1
Vanderbilt	-	-	13	12	10	11	9	18	-	-	-	-	-	-	-	-
Virginia Tech	-	-	-	-	-	-	-	-	-	-	-	19	19	-	-	-

1973-74

	December				January				February				March			
	PS	4	11	18	25	2	8	15	22	29	5	12	19	26	5	12
Alabama	18	18	13	10	13	7	12	10	9	8	8	8	8	7	12	11
Arizona	15	15	14	14	12	15	-	-	-	-	-	-	-	-	-	-
Arizona St.	-	-	-	-	-	-	-	-	20	-	-	-	-	-	-	-
Austin Peay	-	-	-	-	20	20	-	-	-	-	-	-	-	-	-	-
Centenary (La.)	-	-	-	-	-	-	-	-	-	18	-	-	-	-	-	-
Cincinnati	-	-	-	20	-	-	-	-	20	-	-	-	-	-	-	-
Creighton	-	-	-	-	-	-	-	-	-	-	-	-	17	15	16	19
Dayton	-	-	-	-	-	-	-	-	-	-	-	-	-	-	-	20
Hawaii	-	-	-	-	-	-	-	-	20	-	-	-	-	-	-	-
Houston	14	14	-	-	-	-	-	-	-	-	-	-	-	-	-	-
Indiana	3	3	3	7	7	8	13	12	11	12	12	12	10	9	13	10
Jacksonville	17	17	19	19	-	-	-	-	-	-	-	-	-	-	-	-
Kansas	13	-	-	-	-	-	-	-	-	18	17	16	16	15	15	14
Kansas St.	-	13	15	13	18	-	-	-	-	-	-	18	-	-	-	-
Kentucky	10	10	-	-	-	-	-	-	-	-	-	-	-	-	-	-
Long Beach St.	12	12	12	11	10	9	9	9	10	10	9	10	13	13	9	9
Louisville	9	9	9	8	8	13	11	16	14	15	15	18	20	20	18	16
Marquette	7	7	7	6	6	6	7	6	6	5	6	9	9	8	11	7
Maryland	4	4	4	2	2	3	3	4	5	6	7	6	5	5	4	4
Md.-East. Shore	-	-	-	-	-	-	-	-	-	20	-	-	-	-	-	-
Memphis	20	10	12	16	18	19	-	-	-	-	-	-	-	-	-	-
Michigan	-	-	-	-	-	18	14	15	20	16	15	19	17	16	12	7
Missouri	-	-	-	-	-	-	-	18	-	-	-	-	-	-	-	-
UNLV	19	19	-	-	19	15	16	-	-	-	-	-	-	-	-	-
New Mexico	-	-	-	-	17	12	8	15	19	17	-	-	19	17	17	20
North Carolina	5	5	5	4	4	4	5	5	4	4	4	4	6	4	6	8
North Carolina St.	2	2	2	5	5	5	4	3	3	2	2	2	1	1	1	1
Notre Dame	8	8	6	3	3	2	2	2	1	3	3	3	2	2	3	5
Oral Roberts	-	-	-	-	-	-	-	-	-	19	19	-	-	-	20	18
Penn.	16	16	11	-	-	-	-	-	-	-	-	-	-	-	-	-
Pittsburgh	-	-	-	-	-	-	17	16	13	10	7	7	11	14	13	15
Providence	6	6	8	9	9	14	10	7	8	9	11	11	11	12	8	5
Purdue	-	-	-	-	-	-	-	-	-	-	-	-	-	-	-	18
San Francisco	11	11	17	-	-	-	-	-	-	-	-	-	-	-	-	-
South Carolina	-	-	16	15	-	-</										

Table with columns for months (Nov, Dec, Jan, Feb, March) and poll dates (PS, 30, 7, 14, 21, 28, 4, 11, 18, 25, 1, 8, 15, 22, 1, 8, 15). Rows list schools such as Oregon St., Purdue, St. John's (N.Y.), Syracuse, Tennessee, Tulsa, UCLA, Villanova, Virginia, Virginia Tech, Wake Forest, Washington St., West Virginia, and Wichita St.

1983-84

Table with columns for months (Nov, Dec, Jan, Feb, March) and poll dates (PS, 29, 6, 13, 20, 27, 3, 10, 17, 24, 31, 7, 14, 21, 28, 6, 13). Rows list schools such as Arkansas, Auburn, Boston College, DePaul, Duke, Fresno St., Georgetown, Georgia, Georgia Tech, Houston, Illinois, Indiana, Iowa, Kansas, Kentucky, LSU, Louisville, Maryland, Memphis, Michigan, Michigan St., UNLV, North Carolina, North Caro. St., Oklahoma, Oregon St., Purdue, St. John's (N.Y.), Syracuse, Temple, UTEP, Tulsa, UCLA, Virginia, Va. C'wealth, Wake Forest, Washington, and Wichita St.

1984-85

Table with columns for months (Nov, Dec, Jan, Feb, March) and poll dates (PS, 27, 4, 11, 18, 25, 1, 8, 15, 22, 29, 5, 12, 19, 26, 5, 12). Rows list schools such as UAB, Arizona, Arkansas, Boston College, DePaul, Duke, Georgetown, Georgia, Georgia Tech, Illinois, Indiana, Iowa, Kansas, Kentucky, LSU, Louisiana Tech, Louisville, Loyola (Ill.), Maryland, Memphis, Michigan, and Michigan St.

Table with columns for months (Nov, Dec, Jan, Feb, March) and poll dates (PS, 27, 4, 11, 18, 25, 1, 8, 15, 22, 29, 5, 12, 19, 26, 5, 12). Rows list schools such as UNLV, North Carolina, North Caro. St., Oklahoma, Oregon St., St. John's (N.Y.), SMU, Syracuse, Texas Tech, Tulsa, VCU, Virginia Tech, Villanova, and Washington.

1985-86

Table with columns for months (Nov, Dec, Jan, Feb, March) and poll dates (PS, 26, 3, 10, 17, 24, 31, 7, 14, 21, 28, 4, 11, 18, 25, 4, 11). Rows list schools such as Alabama, UAB, Auburn, Bradley, DePaul, Duke, Georgetown, Georgia Tech, Illinois, Indiana, Iowa, Kansas, Kentucky, LSU, Louisville, Maryland, Memphis, Michigan, Michigan St., Navy, UNLV, North Carolina, North Caro. St., Notre Dame, Ohio St., Oklahoma, Purdue, Richmond, St. John's (N.Y.), Syracuse, UTEP, Virginia Tech, and Western Ky.

1986-87

Table with columns for months (December, January, February, March) and poll dates (PS, 2, 9, 16, 23, 30, 6, 13, 20, 27, 3, 10, 17, 24, 3, 10). Rows list schools such as Alabama, Arizona, Arkansas, Auburn, Clemson, Cleveland St., DePaul, Duke, Florida, Georgetown, Georgia Tech, Illinois, Indiana, Iowa, Kansas, Kentucky, Louisville, Missouri, Navy, UNLV, New Orleans, North Carolina, North Caro. St., Northeastern, Notre Dame, Oklahoma, and Pittsburgh.

Table with 5 columns (Nov, December, January, February, March) and 16 rows of school names and their corresponding poll numbers.

1991-92

Table with 5 columns (Nov, December, January, February, March) and 45 rows of school names and their corresponding poll numbers.

1992-93

Table with 5 columns (Nov, December, January, February, March) and 35 rows of school names and their corresponding poll numbers.

Table with 5 columns (Nov, December, January, February, March) and 35 rows of school names and their corresponding poll numbers.

1993-94

Table with 5 columns (Nov, December, January, February, March) and 40 rows of school names and their corresponding poll numbers.

1994-95

Table with 5 columns (Nov, December, January, February, March) and 16 rows of school names and their corresponding poll numbers.

	Nov.	December	January	February	March
PS	16 23 30	7 14 21 28	4 11 18 25	1 8 15 22	1 8 15
Oklahoma.....	-	-	-	-	-
Oklahoma St.....	7	7 6 6	5 4 3 3	7 6 5 9	10 10 8 4
Pacific.....	-	-	-	-	-
Pittsburgh.....	17	17 16 13	11 10 10 10	16 20 21 20	16 18 17 18
Syracuse.....	6	5 4 3	4 8 7 7	6 7 7 4	8 8 9 15
Texas.....	16	16 15 18	14 14 15 15	15 10 15 16	20 23 - - -
Texas Tech.....	-	-	-	-	-
Utah.....	-	-	-	-	-
Villanova.....	-	-	-	-	-
Virginia.....	-	-	-	-	-
Wake Forest.....	2	2 1 1	6 6 5 5	4 4 3 5	7 6 5 6
Washington.....	22	22 22 14	16 18 12 13	12 14 10 10	13 11 15 14
West Virginia.....	-	-	-	-	-
Wisconsin.....	21	21 20 25	24 - - -	- 24 18	19 20 20 23

2005-06

	Nov.	December	January	February	Mar.
PS	15 22 29	6 13 20 27	3 10 17 24 31	7 14 21 28	7 14
Alabama.....	15	15 19 21	22 - - -	- - - -	- - - -
UAB.....	-	-	-	-	-
Arizona.....	10	10 9 15	24 24 - 21	24 - - -	- - - 24 25
Boston College.....	11	11 10 8	6 13 14 13	11 15 21 20	15 17 13 11
Bucknell.....	-	-	-	-	-
Cincinnati.....	-	-	-	-	-
Connecticut.....	3	3 3 3	3 2 2 2	2 4 3 1	1 1 1 3
Duke.....	1	1 1 1	1 1 1 1	1 1 2 2	2 2 1 1
Florida.....	-	-	-	-	-
Geo. Washington.....	21	21 21 19	19 15 13 12	20 17 16 14	10 8 7 6
Georgetown.....	-	-	-	-	-
Gonzaga.....	8	9 8 6	9 10 8 8	8 6 6 7	5 5 5 4
Houston.....	-	-	-	-	-
Illinois.....	17	17 15 12	11 9 6 6	6 7 7 8	6 10 14 8
Indiana.....	24	23 20 17	18 18 18 17	16 9 13 13	22 24 - - -
Iowa.....	20	20 18 14	12 22 25 -	- 23 - 23	18 18 20 23
Iowa St.....	25	25 - -	- - - -	- - - -	- - - -
Kansas.....	-	-	-	-	-
Kentucky.....	9	8 7 10	15 23 19 18	19 - - -	- - - -
LSU.....	-	-	-	-	-
Louisville.....	7	7 6 7	5 4 11 10	9 10 17 22	- - - -
Maryland.....	23	24 23 23	21 17 16 16	14 23 22 18	- - - -
Memphis.....	12	12 11 9	7 5 4 4	4 5 4 3	3 3 3 4
Michigan.....	-	-	-	-	-
Michigan St.....	4	4 12 13	14 12 10 9	7 14 11 11	12 12 16 18
Nevada.....	22	22 22 20	17 20 20 20	- - - -	-t25 24 21 20
North Carolina.....	-	-	-	-	-
North Caro. St.....	-	-	-	-	-
UNI.....	-	-	-	-	-
Ohio St.....	-	-	-	-	-
Oklahoma.....	6	6 5 5	8 8 7 14	12 22 25 24	19 20 19 22
Pittsburgh.....	-	-	-	-	-
Stanford.....	13	13 - -	- - - -	- - - -	- - - -
Syracuse.....	16	16 17 -	- - - -	- 20 25 - -	- - - -
Tennessee.....	-	-	-	-	-
Texas.....	2	2 2 2	2 6 15 15	15 8 5 4	7 6 6 7
UCLA.....	19	18 16 16	16 14 12 11	17 11 18 17	14 13 15 19
Villanova.....	5	5 4 4	4 3 3 3	3 3 8 6	4 4 4 2
Wake Forest.....	18	19 24 22	20 16 22 22	23 - - -	- - - -
Washington.....	-	-	-	-	-
West Virginia.....	14	14 13 -	- - - 25	24 16 12	9 11 9 11
Wisconsin.....	-	-	-	-	-

2006-07

	November	December	January	February	Mar.
PS	14 21 28	5 12 19 26	2 9 16 23 30	6 13 20 27	6 13
Air Force.....	-	-	-	-	-
Alabama.....	11	10 8 6	4 9 10 8	8 14 10 12	19 18 25 25
Arizona.....	10	15 15 16	14 10 9 7	7 10 11 17	20 24 19 - - -
Boston College.....	15	14 23 -	- - - -	- - - -	- 21 - - -
BYU.....	-	-	-	-	-
Butler.....	-	-	-	-	-
Clemson.....	-	-	-	-	-
Connecticut.....	18	21 18 20	19 14 14 12	18 24 - - -	- - - -
Creighton.....	19	20 - -	- - - -	- - - -	- - - -
Duke.....	12	11 9 11	t7 6 6 5	5 11 14 10	8 16 - 18 14
Florida.....	1	1 1 4	t7 5 5 3	3 2 1 1	1 1 1 3
Georgetown.....	8	8 14 18	- - - -	- - - -	- 22 14 12
Georgia Tech.....	23	23 19 21	25 - - -	- - - -	- - - -
Gonzaga.....	-	-	-	-	-
Indiana.....	-	-	-	-	-
Kansas.....	3	3 10 5	12 11 11 9	9 6 5 8	6 9 9 6
Kentucky.....	22	22 20 -	- - - -	- 25 - - -	- 20 20 - - -
LSU.....	5	7 6 10	9 12 12 17	14 13 16 21	- - - -
Louisville.....	-	-	-	-	-
Marquette.....	16	16 13 8	17 20 19 18	15 - 24 15	14 11 12 16
Maryland.....	-	-	-	-	-
Memphis.....	14	13 12 14	16 19 18 22	22 20 17 11	11 8 8 7
Nevada.....	24	24 21 24	20 25 25 24	21 19 15 18	15 12 11 11
UNLV.....	-	-	-	-	-
North Carolina.....	2	2 2 7	3 3 2 2	2 1 4 4	3 5 4 5
Notre Dame.....	-	-	-	-	-
Ohio St.....	7	5 4 3	5 4 3 6	6 5 7 5	4 3 2 2
Oklahoma St.....	-	-	-	-	-
Oregon.....	-	-	-	-	-
Pittsburgh.....	4	4 3 2	2 2 7 10	10 7 6 9	7 7 7 10
Southern Cal.....	-	-	-	-	-
Southern Ill.....	-	-	-	-	-
Syracuse.....	20	18 17 15	21 23 23 -	- - - -	- - - -
Stanford.....	-	-	-	-	-
Tennessee.....	25	25 22 -	- - - 21	19 16 22 - - -	- - - 22 25
Texas.....	21	19 - -	- - - -	- 25 21 - 22 -	- 19 15 15 11
Texas A&M.....	13	12 11 9	6 13 13 11	11 8 8 6	10 6 6 8
UCLA.....	6	6 5 1	1 1 1 1	1 4 3 3	5 2 5 4
Vanderbilt.....	-	-	-	-	-
Virginia.....	-	-	-	-	-
Virginia Tech.....	-	-	-	-	-
Washington.....	17	17 16 13	13 17 17 14	24 - - -	- - - -
Washington St.....	-	-	-	-	-
West Virginia.....	-	-	-	-	-
Wichita St.....	-	-	-	-	-
Winthrop.....	-	-	-	-	-
Wisconsin.....	9	9 7 12	11 7 4 4	4 3 2 2	2 2 4 3

(Note: AP does not do a post-tournament poll.)

Final Season Polls

Final Regular-Season Polls

The Helms Foundation of Los Angeles selected the national college men's basketball champions from 1942-82 and researched retroactive picks from 1901-41. The Helms winners are listed in this section to the time The Associated Press (AP) poll started in 1949. The AP is the writers' poll, while the UPI and USA Today/CNN and USA Today/NABC polls are the coaches' polls.

1949

AP

1. Kentucky
2. Oklahoma St.
3. St. Louis
4. Illinois
5. Western Ky.
6. Minnesota
7. Bradley
8. San Francisco
9. Tulane
10. Bowling Green
11. Yale
12. Utah
13. North Carolina St.
14. Villanova
15. UCLA
16. Loyola (Ill.)
17. Wyoming
18. Butler
19. Hamline
20. Ohio St.

1950

AP

1. Bradley
2. Ohio St.
3. Kentucky
4. Holy Cross
5. North Carolina St.
6. Duquesne
7. UCLA
8. Western Ky.
9. St. John's (N.Y.)
10. La Salle
11. Villanova
12. San Francisco
13. Long Island
14. Kansas St.
15. Arizona
16. Wisconsin
17. San Jose St.
18. Washington St.
19. Kansas
20. Indiana

1951

AP

1. Kentucky
2. Oklahoma St.
3. Columbia
4. Kansas St.
5. Illinois
6. Bradley
7. Indiana
8. North Carolina St.
9. St. John's (N.Y.)
10. St. Louis
11. BYU
12. Arizona
13. Dayton
14. Toledo
15. Washington
16. Murray St.
17. Cincinnati
18. Siena
19. Southern California
20. Villanova

UPI

1. Kentucky
2. Oklahoma St.
3. Kansas St.
4. Illinois
5. Columbia
6. Bradley
7. North Carolina St.
8. Indiana
9. St. John's (N.Y.)
10. BYU
11. St. Louis
12. Arizona
13. Washington
14. Beloit
15. Villanova
16. UCLA
17. Cincinnati
18. Dayton
19. St. Bonaventure
20. Seton Hall
21. Texas A&M

1952

AP

1. Kentucky
2. Illinois
3. Kansas St.
4. Duquesne
5. St. Louis
6. Washington
7. Iowa
8. Kansas
9. West Virginia
10. St. John's (N.Y.)
11. Dayton
12. Duke
13. Holy Cross
14. Seton Hall
15. St. Bonaventure
16. Wyoming
17. Louisville
18. Seattle
19. UCLA
20. Texas St.

UPI

1. Kentucky
2. Illinois
3. Kansas
4. Duquesne
5. Washington
6. Kansas St.
7. St. Louis
8. Iowa
9. St. John's (N.Y.)
10. Wyoming
11. St. Bonaventure
12. Seton Hall
13. TCU
14. West Virginia
15. Holy Cross
16. Western Ky.
17. La Salle
18. Dayton
19. Louisville
20. UCLA
21. Indiana

HELMS

- 1901 Yale
- 1902 Minnesota
- 1903 Yale
- 1904 Columbia
- 1905 Columbia
- 1906 Dartmouth
- 1907 Chicago
- 1908 Chicago
- 1909 Chicago
- 1910 Columbia
- 1911 St. John's (N.Y.)
- 1912 Wisconsin

1953

AP

1. Indiana
2. Seton Hall
3. Kansas
4. Washington
5. LSU
6. La Salle
7. St. John's (N.Y.)
8. Oklahoma St.
9. Duquesne
10. Notre Dame
11. Illinois
12. Kansas St.
13. Holy Cross
14. Seattle
15. Wake Forest
16. Santa Clara
17. Western Ky.
18. North Carolina St.
19. DePaul
20. Missouri St.

UPI

1. Indiana
2. Seton Hall
3. Washington
4. La Salle
5. Kansas
6. LSU
7. Oklahoma St.
8. North Carolina St.
9. Kansas St.
10. Illinois
11. Western Ky.
12. California
13. Notre Dame
14. DePaul
15. Wyoming
16. St. Louis
17. Holy Cross
18. Oklahoma City
19. BYU
20. Duquesne

1954

AP

1. Kentucky
2. La Salle
3. Holy Cross
4. Indiana
5. Duquesne
6. Notre Dame
7. Bradley
8. Western Ky.
9. Penn St.
10. Oklahoma St.
11. Southern California
12. George Washington
13. Iowa
14. LSU
15. Duke
16. Niagara
17. Seattle
18. Kansas
19. Illinois
20. Maryland

UPI

1. Indiana
2. Kentucky

- 1913 Navy
- 1914 Wisconsin
- 1915 Illinois
- 1916 Wisconsin
- 1917 Washington St.
- 1918 Syracuse
- 1919 Minnesota
- 1920 Penn
- 1921 Penn
- 1922 Kansas
- 1923 Kansas
- 1924 North Carolina

- 1925 Princeton
- 1926 Syracuse
- 1927 Notre Dame
- 1928 Pittsburgh
- 1929 Montana St.
- 1930 Pittsburgh
- 1931 Northwestern
- 1932 Purdue
- 1933 Kentucky
- 1934 Wyoming
- 1935 New York U.
- 1936 Notre Dame

- 1937 Stanford
- 1938 Temple
- 1939 Long Island
- 1940 Southern Cal.
- 1941 Wisconsin
- 1942 Stanford
- 1943 Wyoming
- 1944 Army
- 1945 Oklahoma St.
- 1946 Oklahoma St.
- 1947 Holy Cross
- 1948 Kentucky

3. Duquesne
4. Oklahoma St.
5. Notre Dame
6. Western Ky.
7. Kansas
8. LSU
9. Holy Cross
10. Iowa
11. La Salle
12. Illinois
13. Colorado St.
14. North Carolina St.
15. Southern California
16. Oregon St.
17. Seattle
17. Dayton
19. Rice
20. Duke

1955

AP

1. San Francisco
2. Kentucky
3. La Salle
4. North Carolina St.
5. Iowa
6. Duquesne
7. Utah
8. Marquette
9. Dayton
10. Oregon St.
11. Minnesota
12. Alabama
13. UCLA
14. George Washington
15. Colorado
16. Tulsa
17. Vanderbilt
18. Illinois
19. West Virginia
20. St. Louis

UPI

1. San Francisco
2. Kentucky
3. La Salle
4. Utah
5. Iowa
6. North Carolina St.
7. Duquesne
8. Oregon St.
9. Marquette
10. Dayton
11. Colorado
12. UCLA
13. Minnesota
14. Tulsa
15. George Washington
16. Illinois
17. Niagara
18. St. Louis
19. Holy Cross
20. Cincinnati

1956

AP

1. San Francisco
2. North Carolina St.
3. Dayton
4. Iowa
5. Alabama

6. Louisville
7. SMU
8. UCLA
9. Kentucky
10. Illinois
11. Oklahoma City
12. Vanderbilt
13. North Carolina
14. Holy Cross
15. Temple
16. Wake Forest
17. Duke
18. Utah
19. Oklahoma St.
20. West Virginia

UPI

1. San Francisco
2. North Carolina St.
3. Dayton
4. Iowa
5. Alabama
6. SMU
7. Louisville
8. Illinois
9. UCLA
10. Vanderbilt
11. North Carolina
12. Kentucky
13. Utah
14. Temple
15. Holy Cross
16. Oklahoma St.
16. St. Louis
18. Seattle
18. Duke
18. Canisius

1957

AP

1. North Carolina
2. Kansas
3. Kentucky
4. SMU
5. Seattle
6. Louisville
7. West Virginia
8. Vanderbilt
9. Oklahoma City
10. St. Louis
11. Michigan St.
12. Memphis
13. California
14. UCLA
15. Mississippi St.
16. Idaho St.
17. Notre Dame
18. Wake Forest
19. Canisius
19. Oklahoma St.

UPI

1. North Carolina
2. Kansas
3. Kentucky
4. SMU
5. Seattle
6. California
7. Michigan St.
8. Louisville
9. UCLA
9. St. Louis

11. West Virginia
12. Dayton
8. UCLA
8. Bradley
14. BYU
15. Indiana
16. Vanderbilt
16. Xavier
16. Oklahoma City
19. Notre Dame
20. Kansas St.

1958

AP

1. West Virginia
2. Cincinnati
3. Kansas St.
4. San Francisco
5. Temple
6. Maryland
7. Kansas
8. Notre Dame
9. Kentucky
10. Duke
11. Dayton
12. Indiana
13. North Carolina
14. Bradley
15. Mississippi St.
16. Auburn
17. Michigan St.
18. Seattle
19. Oklahoma St.
20. North Carolina St.

UPI

1. West Virginia
2. Cincinnati
3. San Francisco
4. Kansas St.
5. Temple
6. Maryland
7. Notre Dame
8. Kansas
9. Dayton
10. Indiana
11. Bradley
12. North Carolina
13. Duke
14. Kentucky
15. Oklahoma St.
16. Oregon St.
16. North Carolina St.
18. St. Bonaventure
19. Michigan St.
19. Wyoming
19. Seattle

1959

AP

1. Kansas St.
2. Kentucky
3. Mississippi St.
4. Bradley
5. Cincinnati
6. North Carolina St.
7. Michigan St.
8. Auburn
9. North Carolina
10. West Virginia
11. California
12. St. Louis

- 13. Seattle
- 14. St. Joseph's
- 15. St. Mary's (Cal.)
- 16. TCU
- 17. Oklahoma City
- 18. Utah
- 19. St. Bonaventure
- 20. Marquette

UPI

- 1. Kansas St.
- 2. Kentucky
- 3. Michigan St.
- 4. Cincinnati
- 5. North Carolina St.
- 6. North Carolina
- 6. Mississippi St.
- 8. Bradley
- 9. California
- 10. Auburn
- 11. West Virginia
- 12. TCU
- 13. St. Louis
- 14. Utah
- 15. Marquette
- 16. Tennessee Tech
- 17. St. John's (N.Y.)
- 18. Navy
- 18. St. Mary's (Cal.)
- 20. St. Joseph's

1960

AP

- 1. Cincinnati
- 2. California
- 3. Ohio St.
- 4. Bradley
- 5. West Virginia
- 6. Utah
- 7. Indiana
- 8. Utah St.
- 9. St. Bonaventure
- 10. Miami (Fla.)
- 11. Auburn
- 12. New York U.
- 13. Georgia Tech
- 14. Providence
- 15. St. Louis
- 16. Holy Cross
- 17. Villanova
- 18. Duke
- 19. Wake Forest
- 20. St. John's (N.Y.)

UPI

- 1. California
- 2. Cincinnati
- 3. Ohio St.
- 4. Bradley
- 5. Utah
- 6. West Virginia
- 7. Utah St.
- 8. Georgia Tech
- 9. Villanova
- 10. Indiana
- 11. St. Bonaventure
- 12. New York U.
- 13. Texas
- 14. North Carolina
- 15. Duke
- 16. Kansas St.
- 17. Auburn
- 18. Providence
- 19. St. Louis
- 20. Dayton

1961

AP

- 1. Ohio St.
- 2. Cincinnati
- 3. St. Bonaventure
- 4. Kansas St.
- 5. North Carolina
- 6. Bradley
- 7. Southern California
- 8. Iowa
- 9. West Virginia
- 10. Duke
- 11. Utah
- 12. Texas Tech
- 13. Niagara

- 14. Memphis
- 15. Wake Forest
- 16. St. John's (N.Y.)
- 17. St. Joseph's
- 18. Drake
- 19. Holy Cross
- 20. Kentucky

UPI

- 1. Ohio St.
- 2. Cincinnati
- 3. St. Bonaventure
- 4. Kansas St.
- 5. Southern California
- 6. North Carolina
- 7. Bradley
- 8. St. John's (N.Y.)
- 9. Duke
- 10. Wake Forest
- 11. Iowa
- 12. West Virginia
- 13. Utah
- 14. St. Louis
- 15. Louisville
- 16. St. Joseph's
- 17. Dayton
- 18. Kentucky
- 18. Texas Tech
- 20. Memphis

1962

AP

- 1. Ohio St.
- 2. Cincinnati
- 3. Kentucky
- 4. Mississippi St.
- 5. Bradley
- 6. Kansas St.
- 7. Utah
- 8. Bowling Green
- 9. Colorado
- 10. Duke
- 11. Loyola (Ill.)
- 12. St. John's (N.Y.)
- 13. Wake Forest
- 14. Oregon St.
- 15. West Virginia
- 16. Arizona St.
- 17. Duquesne
- 18. Utah St.
- 19. UCLA
- 20. Villanova

UPI

- 1. Ohio St.
- 2. Cincinnati
- 3. Kentucky
- 4. Mississippi St.
- 5. Kansas St.
- 6. Bradley
- 7. Wake Forest
- 8. Colorado
- 9. Bowling Green
- 10. Utah
- 11. Oregon St.
- 12. St. John's (N.Y.)
- 13. Duke
- 13. Loyola (Ill.)
- 15. Arizona St.
- 16. West Virginia
- 17. UCLA
- 18. Duquesne
- 19. Utah St.
- 20. Villanova

1963

AP

- 1. Cincinnati
- 2. Duke
- 3. Loyola (Ill.)
- 4. Arizona St.
- 5. Wichita St.
- 6. Mississippi St.
- 7. Ohio St.
- 8. Illinois
- 9. New York U.
- 10. Colorado

UPI

- 1. Cincinnati
- 2. Duke

- 3. Arizona St.
- 4. Loyola (Ill.)
- 5. Illinois
- 6. Wichita St.
- 7. Mississippi St.
- 8. Ohio St.
- 9. Colorado
- 10. Stanford
- 11. New York U.
- 12. Texas
- 13. Providence
- 14. Oregon St.
- 15. UCLA
- 16. St. Joseph's
- 16. West Virginia
- 18. Bowling Green
- 19. Kansas St.
- 19. Seattle

1964

AP

- 1. UCLA
- 2. Michigan
- 3. Duke
- 4. Kentucky
- 5. Wichita St.
- 6. Oregon St.
- 7. Villanova
- 8. Loyola (Ill.)
- 9. DePaul
- 10. Davidson

UPI

- 1. UCLA
- 2. Michigan
- 3. Kentucky
- 4. Duke
- 5. Oregon St.
- 6. Wichita St.
- 7. Villanova
- 8. Loyola (Ill.)
- 9. UTEP
- 10. Davidson
- 11. DePaul
- 12. Kansas St.
- 13. Drake
- 13. San Francisco
- 15. Utah St.
- 16. Ohio St.
- 16. New Mexico
- 18. Texas A&M
- 19. Arizona St.
- 19. Providence

1965

AP

- 1. Michigan
- 2. UCLA
- 3. St. Joseph's
- 4. Providence
- 5. Vanderbilt
- 6. Davidson
- 7. Minnesota
- 8. Villanova
- 9. BYU
- 10. Duke

UPI

- 1. Michigan
- 2. UCLA
- 3. St. Joseph's
- 4. Providence
- 5. Vanderbilt
- 6. BYU
- 7. Davidson
- 8. Minnesota
- 9. Duke
- 10. San Francisco
- 11. Villanova
- 12. North Carolina St.
- 13. Oklahoma St.
- 14. Wichita St.
- 15. Connecticut
- 16. Illinois
- 17. Tennessee
- 18. Indiana
- 19. Miami (Fla.)
- 20. Dayton

1966

AP

- 1. Kentucky
- 2. Duke
- 3. UTEP
- 4. Kansas
- 5. St. Joseph's
- 6. Loyola (Ill.)
- 7. Cincinnati
- 8. Vanderbilt
- 9. Michigan
- 10. Western Ky.

UPI

- 1. Kentucky
- 2. Duke
- 3. UTEP
- 4. Kansas
- 5. Loyola (Ill.)
- 6. St. Joseph's
- 7. Michigan
- 8. Vanderbilt
- 9. Cincinnati
- 10. Providence
- 11. Nebraska
- 12. Utah
- 13. Oklahoma City
- 14. Houston
- 15. Oregon St.
- 16. Syracuse
- 17. Pacific
- 18. Davidson
- 19. BYU
- 19. Dayton

1967

AP

- 1. UCLA
- 2. Louisville
- 3. Kansas
- 4. North Carolina
- 5. Princeton
- 6. Western Ky.
- 7. Houston
- 8. Tennessee
- 9. Boston College
- 10. UTEP

UPI

- 1. UCLA
- 2. Louisville
- 3. North Carolina
- 4. Kansas
- 5. Princeton
- 6. Houston
- 7. Western Ky.
- 8. UTEP
- 9. Tennessee
- 10. Boston College
- 11. Toledo
- 12. St. John's (N.Y.)
- 13. Tulsa
- 14. Vanderbilt
- 14. Utah St.
- 16. Pacific
- 17. Providence
- 18. New Mexico
- 19. Duke
- 20. Florida

1968

AP

- 1. Houston
- 2. UCLA
- 3. St. Bonaventure
- 4. North Carolina
- 5. Kentucky
- 6. New Mexico
- 7. Columbia
- 8. Davidson
- 9. Louisville
- 10. Duke

UPI

- 1. Houston
- 2. UCLA
- 3. St. Bonaventure
- 4. North Carolina
- 5. Kentucky
- 6. Columbia

- 7. New Mexico
- 8. Louisville
- 9. Davidson
- 10. Marquette
- 11. Duke
- 12. New Mexico St.
- 13. Vanderbilt
- 14. Kansas St.
- 15. Princeton
- 16. Army
- 17. Santa Clara
- 18. Utah
- 19. Bradley
- 20. Iowa

1969

AP

- 1. UCLA
- 2. La Salle
- 3. Santa Clara
- 4. North Carolina
- 5. Davidson
- 6. Purdue
- 7. Kentucky
- 8. St. John's (N.Y.)
- 9. Duquesne
- 10. Villanova
- 11. Drake
- 12. New Mexico St.
- 13. South Carolina
- 14. Marquette
- 15. Louisville
- 16. Boston College
- 17. Notre Dame
- 18. Colorado
- 19. Kansas
- 20. Illinois

UPI

- 1. UCLA
- 2. North Carolina
- 3. Davidson
- 4. Santa Clara
- 5. Kentucky
- 6. La Salle
- 7. Purdue
- 8. St. John's (N.Y.)
- 9. New Mexico St.
- 10. Duquesne
- 11. Drake
- 12. Colorado
- 13. Louisville
- 14. Marquette
- 15. Villanova
- 15. Boston College
- 17. Weber St.
- 17. Wyoming
- 19. Colorado St.
- 20. South Carolina
- 20. Kansas

1970

AP

- 1. Kentucky
- 2. UCLA
- 3. St. Bonaventure
- 4. Jacksonville
- 5. New Mexico St.
- 6. South Carolina
- 7. Iowa
- 8. Marquette
- 9. Notre Dame
- 10. North Carolina St.
- 11. Florida St.
- 12. Houston
- 13. Penn
- 14. Drake
- 15. Davidson
- 16. Utah St.
- 17. Niagara
- 18. Western Ky.
- 19. Long Beach St.
- 20. Southern California

UPI

- 1. Kentucky
- 2. UCLA
- 3. St. Bonaventure
- 4. New Mexico St.
- 5. Jacksonville

- 6. South Carolina
- 7. Iowa
- 8. Notre Dame
- 9. Drake
- 10. Marquette
- 11. Houston
- 12. North Carolina St.
- 13. Penn
- 14. Florida St.
- 15. Villanova
- 15. Long Beach St.
- 17. Western Ky.
- 17. Utah St.
- 17. Niagara
- 20. Cincinnati
- 20. UTEP

1971

AP

- 1. UCLA
- 2. Marquette
- 3. Penn
- 4. Kansas
- 5. Southern California
- 6. South Carolina
- 7. Western Ky.
- 8. Kentucky
- 9. Fordham
- 10. Ohio St.
- 11. Jacksonville
- 12. Notre Dame
- 13. North Carolina
- 14. Houston
- 15. Duquesne
- 16. Long Beach St.
- 17. Tennessee
- 18. Villanova
- 19. Drake
- 20. BYU

UPI

- 1. UCLA
- 2. Marquette
- 3. Penn
- 4. Kansas
- 5. Southern California
- 6. South Carolina
- 7. Western Ky.
- 8. Kentucky
- 9. Fordham
- 10. Ohio St.
- 11. Jacksonville
- 11. BYU
- 13. North Carolina
- 14. Notre Dame
- 14. Long Beach St.
- 16. Drake
- 17. Villanova
- 18. Duquesne
- 18. Houston
- 20. Weber St.

1972

AP

- 1. UCLA
- 2. North Carolina
- 3. Penn
- 4. Louisville
- 5. Long Beach St.
- 6. South Carolina
- 7. Marquette
- 8. La.-Lafayette
- 9. BYU
- 10. Florida St.
- 11. Minnesota
- 12. Marshall
- 13. Memphis
- 14. Maryland
- 15. Villanova
- 16. Oral Roberts
- 17. Indiana
- 18. Kentucky
- 19. Ohio St.
- 20. Virginia

UPI

- 1. UCLA
- 2. North Carolina
- 3. Penn
- 4. Louisville
- 5. South Carolina

6. Long Beach St.
7. Marquette
8. La.-Lafayette
9. BYU
10. Florida St.
11. Maryland
12. Minnesota
13. Memphis
14. Kentucky
15. Villanova
16. Kansas St.
17. UTEP
18. Marshall
19. Missouri
19. Weber St.

1973**AP**

1. UCLA
2. North Carolina St.
3. Long Beach St.
4. Providence
5. Marquette
6. Indiana
7. La.-Lafayette
8. Maryland
9. Kansas St.
10. Minnesota
11. North Carolina
12. Memphis
13. Houston
14. Syracuse
15. Missouri
16. Arizona St.
17. Kentucky
18. Penn
19. Austin Peay
20. San Francisco

UPI

1. UCLA
2. North Carolina St.
3. Long Beach St.
4. Marquette
5. Providence
6. Indiana
7. La.-Lafayette
8. Kansas St.
9. Minnesota
10. Maryland
11. Memphis
12. North Carolina
13. Arizona St.
14. Syracuse
15. Kentucky
16. South Carolina
17. Missouri
18. Weber St.
19. Houston
20. Penn

1974**AP**

1. North Carolina St.
2. UCLA
3. Marquette
4. Maryland
5. Notre Dame
6. Michigan
7. Kansas
8. Providence
9. Indiana
10. Long Beach St.
11. Purdue
12. North Carolina
13. Vanderbilt
14. Alabama
15. Utah
16. Pittsburgh
17. Southern California
18. Oral Roberts
19. South Carolina
20. Dayton

UPI

1. North Carolina St.
2. UCLA
3. Notre Dame
4. Maryland
5. Marquette
6. Providence

7. Vanderbilt
8. North Carolina
9. Indiana
10. Kansas
11. Long Beach St.
12. Michigan
13. Southern California
14. Pittsburgh
15. Louisville
16. South Carolina
17. Creighton
18. New Mexico
19. Alabama
19. Dayton

1975**AP**

1. UCLA
2. Kentucky
3. Indiana
4. Louisville
5. Maryland
6. Syracuse
7. North Carolina St.
8. Arizona St.
9. North Carolina
10. Alabama
11. Marquette
12. Princeton
13. Cincinnati
14. Notre Dame
15. Kansas St.
16. Drake
17. UNLV
18. Oregon St.
19. Michigan
20. Penn

UPI

1. Indiana
2. UCLA
3. Louisville
4. Kentucky
5. Maryland
6. Marquette
7. Arizona St.
8. Alabama
9. North Carolina St.
10. North Carolina
11. Penn
12. Southern California
13. Utah St.
14. UNLV
15. Notre Dame
16. Creighton
17. Arizona
18. New Mexico St.
19. Clemson
20. UTEP

1976**AP**

1. Indiana
2. Marquette
3. UNLV
4. Rutgers
5. UCLA
6. Alabama
7. Notre Dame
8. North Carolina
9. Michigan
10. Western Mich.
11. Maryland
12. Cincinnati
13. Tennessee
14. Missouri
15. Arizona
16. Texas Tech
17. DePaul
18. Virginia
19. Centenary (La.)
20. Pepperdine

UPI

1. Indiana
2. Marquette
3. Rutgers
4. UNLV
5. UCLA
6. North Carolina
7. Alabama

8. Notre Dame
9. Michigan
10. Washington
11. Missouri
12. Arizona
13. Maryland
14. Tennessee
15. Virginia
16. Cincinnati
16. Florida St.
18. St. John's (N.Y.)
19. Western Mich.
19. Princeton

1977**AP**

1. Michigan
2. UCLA
3. Kentucky
4. UNLV
5. North Carolina
6. Syracuse
7. Marquette
8. San Francisco
9. Wake Forest
10. Notre Dame
11. Alabama
12. Detroit
13. Minnesota
14. Utah
15. Tennessee
16. Kansas St.
17. Charlotte
18. Arkansas
19. Louisville
20. VMI

UPI

1. Michigan
2. San Francisco
3. North Carolina
4. UCLA
5. Kentucky
6. UNLV
7. Arkansas
8. Tennessee
9. Syracuse
10. Utah
11. Kansas St.
12. Cincinnati
13. Louisville
14. Marquette
15. Providence
16. Indiana St.
17. Minnesota
18. Alabama
19. Detroit
20. Purdue

1978**AP**

1. Kentucky
2. UCLA
3. DePaul
4. Michigan St.
5. Arkansas
6. Notre Dame
7. Duke
8. Marquette
9. Louisville
10. Kansas
11. San Francisco
12. New Mexico
13. Indiana
14. Utah
15. Florida St.
16. North Carolina
17. Texas
18. Detroit
19. Miami (Ohio)
20. Penn

UPI

1. Kentucky
2. UCLA
3. Marquette
4. New Mexico
5. Michigan St.
6. Arkansas
7. DePaul
8. Kansas

9. Duke
10. North Carolina
11. Notre Dame
12. Florida St.
13. San Francisco
14. Louisville
15. Indiana
16. Houston
17. Utah St.
18. Utah
19. Texas
20. Georgetown

1979**AP**

1. Indiana St.
2. UCLA
3. Michigan St.
4. Notre Dame
5. Arkansas
6. DePaul
7. LSU
8. Syracuse
9. North Carolina
10. Marquette
11. Duke
12. San Francisco
13. Louisville
14. Penn
15. Purdue
16. Oklahoma
17. St. John's (N.Y.)
18. Rutgers
19. Toledo
20. Iowa

UPI

1. Indiana St.
2. UCLA
3. North Carolina
4. Michigan St.
5. Notre Dame
6. Arkansas
7. Duke
8. DePaul
9. LSU
10. Syracuse
11. Iowa
12. Georgetown
13. Marquette
14. Purdue
15. Texas
16. Temple
17. San Francisco
18. Tennessee
19. Louisville
20. Detroit

1980**AP**

1. DePaul
2. Louisville
3. LSU
4. Kentucky
5. Oregon St.
6. Syracuse
7. Indiana
8. Maryland
9. Notre Dame
10. Ohio St.
11. Georgetown
12. BYU
13. St. John's (N.Y.)
14. Duke
15. North Carolina
16. Missouri
17. Weber St.
18. Arizona St.
19. Iona
20. Purdue

UPI

1. DePaul
2. LSU
3. Kentucky
4. Louisville
5. Oregon St.
6. Syracuse
7. Indiana
8. Maryland
9. Ohio St.

10. Georgetown
11. Notre Dame
12. BYU
13. St. John's (N.Y.)
14. Missouri
15. North Carolina
16. Duke
17. Weber St.
18. Texas A&M
19. Arizona St.
20. Kansas St.

1981**AP**

1. DePaul
2. Oregon St.
3. Arizona St.
4. LSU
5. Virginia
6. North Carolina
7. Notre Dame
8. Kentucky
9. Indiana
10. UCLA
11. Wake Forest
12. Louisville
13. Iowa
14. Utah
15. Tennessee
16. BYU
17. Wyoming
18. Maryland
19. Illinois
20. Arkansas

UPI

1. DePaul
2. Oregon St.
3. Virginia
4. LSU
5. Arizona St.
6. North Carolina
7. Indiana
8. Kentucky
9. Notre Dame
10. Utah
11. UCLA
12. Iowa
13. Louisville
14. Wake Forest
15. Tennessee
16. Wyoming
17. BYU
18. Illinois
19. Kansas
20. Maryland

1982**AP**

1. North Carolina
2. DePaul
3. Virginia
4. Oregon St.
5. Missouri
6. Georgetown
7. Minnesota
8. Idaho
9. Memphis
10. Tulsa
11. Fresno St.
12. Arkansas
13. Alabama
14. West Virginia
15. Kentucky
16. Iowa
17. UAB
18. Wake Forest
19. UCLA
20. Louisville

UPI

1. North Carolina
2. DePaul
3. Virginia
4. Oregon St.
5. Missouri
6. Minnesota
7. Georgetown
8. Idaho
9. Memphis
10. Fresno St.

11. Tulsa
12. Alabama
13. Arkansas
14. Kentucky
15. Wyoming
16. Iowa
17. West Virginia
18. Kansas St.
19. Wake Forest
20. Louisville

1983**AP**

1. Houston
2. Louisville
3. St. John's (N.Y.)
4. Virginia
5. Indiana
6. UNLV
7. UCLA
8. North Carolina
9. Arkansas
10. Missouri
11. Boston College
12. Kentucky
13. Villanova
14. Wichita St.
15. Chattanooga
16. North Carolina St.
17. Memphis
18. Georgia
19. Oklahoma St.
20. Georgetown

UPI

1. Houston
2. Louisville
3. St. John's (N.Y.)
4. Virginia
5. Indiana
6. UNLV
7. UCLA
8. North Carolina
9. Arkansas
10. Kentucky
11. Villanova
12. Missouri
13. Boston College
14. North Carolina St.
15. Georgia
16. Chattanooga
17. Memphis
18. Illinois St.
19. Oklahoma St.
20. Georgetown

1984**AP**

1. North Carolina
2. Georgetown
3. Kentucky
4. DePaul
5. Houston
6. Illinois
7. Oklahoma
8. Arkansas
9. UTEP
10. Purdue
11. Maryland
12. Tulsa
13. UNLV
14. Duke
15. Washington
16. Memphis
17. Oregon St.
18. Syracuse
19. Wake Forest
20. Temple

UPI

1. North Carolina
2. Georgetown
3. Kentucky
4. DePaul
5. Houston
6. Illinois
7. Arkansas
8. Oklahoma
9. UTEP
10. Maryland
11. Purdue

12. Tulsa
13. UNLV
14. Duke
15. Washington
16. Memphis
16. Syracuse
18. Indiana
19. Auburn
20. Oregon St.

1985

AP

1. Georgetown
2. Michigan
3. St. John's (N.Y.)
4. Oklahoma
5. Memphis
6. Georgia Tech
7. North Carolina
8. Louisiana Tech
9. UNLV
10. Duke
11. VCU
12. Illinois
13. Kansas
14. Loyola (Ill.)
15. Syracuse
16. North Carolina St.
17. Texas Tech
18. Tulsa
19. Georgia
20. LSU

UPI

1. Georgetown
2. Michigan
3. St. John's (N.Y.)
4. Memphis
5. Oklahoma
6. Georgia Tech
7. North Carolina
8. Louisiana Tech
9. UNLV
10. Illinois
11. VCU
12. Duke
13. Kansas
14. Tulsa
15. Syracuse
16. Texas Tech
17. Loyola (Ill.)
18. North Carolina St.
19. LSU
20. Michigan St.

1986

AP

1. Duke
2. Kansas
3. Kentucky
4. St. John's (N.Y.)
5. Michigan
6. Georgia Tech
7. Louisville
8. North Carolina
9. Syracuse
10. Notre Dame
11. UNLV
12. Memphis
13. Georgetown
14. Bradley
15. Oklahoma
16. Indiana
17. Navy
18. Michigan St.
19. Illinois
20. UTEP

UPI

1. Duke
2. Kansas
3. St. John's (N.Y.)
4. Kentucky
5. Michigan
6. Georgia Tech
7. Louisville
8. North Carolina
9. Syracuse
10. UNLV
11. Notre Dame
12. Memphis

13. Bradley
14. Indiana
15. Georgetown
16. UTEP
17. Oklahoma
18. Michigan St.
19. Alabama
20. Illinois

1987

AP

1. UNLV
2. North Carolina
3. Indiana
4. Georgetown
5. DePaul
6. Iowa
7. Purdue
8. Temple
9. Alabama
10. Syracuse
11. Illinois
12. Pittsburgh
13. Clemson
14. Missouri
15. UCLA
16. New Orleans
17. Duke
18. Notre Dame
19. TCU
20. Kansas

UPI

1. UNLV
2. Indiana
3. North Carolina
4. Georgetown
5. DePaul
6. Purdue
7. Iowa
8. Temple
9. Alabama
10. Syracuse
11. Illinois
12. Pittsburgh
13. UCLA
14. Missouri
15. Clemson
16. TCU
17. Wyoming
18. Notre Dame
19. New Orleans
20. Oklahoma
19. UTEP

1988

AP

1. Temple
2. Arizona
3. Purdue
4. Oklahoma
5. Duke
6. Kentucky
7. North Carolina
8. Pittsburgh
9. Syracuse
10. Michigan
11. Bradley
12. UNLV
13. Wyoming
14. North Carolina St.
15. Loyola Marymount
16. Illinois
17. Iowa
18. Xavier
19. BYU
20. Kansas St.

UPI

1. Temple
2. Arizona
3. Purdue
4. Oklahoma
5. Duke
6. Kentucky
7. Pittsburgh
8. North Carolina
9. Syracuse
10. Michigan
11. UNLV
12. Bradley

13. North Carolina St.
14. Wyoming
15. Illinois
16. Loyola Marymount
17. BYU
18. Iowa
19. Indiana
20. Kansas St.

1989

AP

1. Arizona
2. Georgetown
3. Illinois
4. Oklahoma
5. North Carolina
6. Missouri
7. Syracuse
8. Indiana
9. Duke
10. Michigan
11. Seton Hall
12. Louisville
13. Stanford
14. Iowa
15. UNLV
16. Florida St.
17. West Virginia
18. Ball St.
19. North Carolina St.
20. Alabama

UPI

1. Arizona
2. Georgetown
3. Illinois
4. North Carolina
5. Oklahoma
6. Indiana
7. Duke
8. Missouri
9. Syracuse
10. Michigan
11. Seton Hall
12. Stanford
13. Louisville
14. UNLV
15. Iowa
16. Florida St.
17. Arkansas
18. North Carolina St.
19. West Virginia
20. Alabama

1990

AP

1. Oklahoma
2. UNLV
3. Connecticut
4. Michigan St.
5. Kansas
6. Syracuse
7. Arkansas
8. Georgetown
9. Georgia Tech
10. Purdue
11. Missouri
12. La Salle
13. Michigan
14. Arizona
15. Duke
16. Louisville
17. Clemson
18. Illinois
19. LSU
20. Minnesota
21. Loyola Marymount
22. Oregon St.
23. Alabama
24. New Mexico St.
25. Xavier

UPI

1. Oklahoma
2. UNLV
3. Connecticut
4. Michigan St.
5. Kansas
6. Syracuse
7. Georgia Tech
8. Arkansas

9. Georgetown
10. Purdue
11. Missouri
12. Arizona
13. La Salle
14. Duke
15. Michigan
16. Louisville
17. Clemson
18. Illinois
19. Alabama
20. New Mexico St.

1991

AP

1. UNLV
2. Arkansas
3. Indiana
4. North Carolina
5. Ohio St.
6. Duke
7. Syracuse
8. Arizona
9. Kentucky
10. Utah
11. Nebraska
12. Kansas
13. Seton Hall
14. Oklahoma St.
15. New Mexico St.
16. UCLA
17. East Tenn. St.
18. Princeton
19. Alabama
20. St. John's (N.Y.)
21. Mississippi St.
22. LSU
23. Texas
24. DePaul
25. Southern Miss.

UPI

1. UNLV
2. Arkansas
3. Indiana
4. North Carolina
5. Ohio St.
6. Duke
7. Arizona
8. Syracuse
9. Nebraska
10. Utah
11. Seton Hall
12. Kansas
13. Oklahoma St.
14. UCLA
15. East Tenn. St.
16. Alabama
17. New Mexico St.
18. Mississippi St.
19. St. John's (N.Y.)
20. Princeton
21. LSU
22. Michigan St.
23. Georgetown
24. North Carolina St.
25. Texas

1992

AP

1. Duke
2. Kansas
3. Ohio St.
4. UCLA
5. Indiana
6. Kentucky
7. UNLV
8. Southern California
9. Arkansas
10. Arizona
11. Oklahoma St.
12. Cincinnati
13. Alabama
14. Michigan St.
15. Michigan
16. Missouri
17. Massachusetts
18. North Carolina
19. Seton Hall
20. Florida St.

21. Syracuse
22. Georgetown
23. Oklahoma
24. DePaul
25. LSU

UPI

1. Duke
2. Kansas
3. UCLA
4. Ohio St.
5. Arizona
6. Indiana
7. Southern California
8. Arkansas
9. Kentucky
10. Oklahoma St.
11. Michigan St.
12. Missouri
13. Alabama
14. Cincinnati
15. North Carolina
16. Florida St.
17. Michigan
18. Seton Hall
19. Georgetown
20. Syracuse
21. Massachusetts
22. Oklahoma
23. DePaul
24. St. John's (N.Y.)
25. Tulane

1993

AP

1. Indiana
2. Kentucky
3. Michigan
4. North Carolina
5. Arizona
6. Seton Hall
7. Cincinnati
8. Vanderbilt
9. Kansas
10. Duke
11. Florida St.
12. Arkansas
13. Iowa
14. Massachusetts
15. Louisville
16. Wake Forest
17. New Orleans
18. Georgia Tech
19. Utah
20. Western Ky.
21. New Mexico
22. Purdue
23. Oklahoma St.
24. New Mexico St.
25. UNLV

USA TODAY/CNN

1. Indiana
2. North Carolina
3. Kentucky
4. Michigan
5. Arizona
6. Seton Hall
7. Cincinnati
8. Kansas
9. Vanderbilt
10. Duke
11. Florida St.
12. Arkansas
13. Iowa
14. Louisville
15. Wake Forest
16. Utah
17. Massachusetts
18. New Orleans
19. UNLV
20. Georgia Tech
21. Purdue
22. Virginia
23. Oklahoma St.
24. New Mexico St.
25. Western Ky.

1994

AP

1. North Carolina

2. Arkansas
3. Purdue
4. Connecticut
5. Missouri
6. Duke
7. Kentucky
8. Massachusetts
9. Arizona
10. Louisville
11. Michigan
12. Temple
13. Kansas
14. Florida
15. Syracuse
16. California
17. UCLA
18. Indiana
19. Oklahoma St.
20. Texas
21. Marquette
22. Nebraska
23. Minnesota
24. St. Louis
25. Cincinnati

USA TODAY/CNN

1. Arkansas
2. North Carolina
3. Connecticut
4. Purdue
5. Missouri
6. Duke
7. Massachusetts
8. Kentucky
9. Louisville
10. Arizona
11. Michigan
12. Temple
13. Kansas
14. Syracuse
15. Florida
16. UCLA
17. California
18. Indiana
19. Oklahoma St.
20. Minnesota
21. St. Louis
22. Marquette
23. UAB
24. Texas
25. Cincinnati

1995

AP

1. UCLA
2. Kentucky
3. Wake Forest
4. North Carolina
5. Kansas
6. Arkansas
7. Massachusetts
8. Connecticut
9. Villanova
10. Maryland
11. Michigan St.
12. Purdue
13. Virginia
14. Oklahoma St.
15. Arizona
16. Arizona St.
17. Oklahoma
18. Mississippi St.
19. Utah
20. Alabama
21. Western Ky.
22. Georgetown
23. Missouri
24. Iowa St.
25. Syracuse

USA TODAY/NABC

1. UCLA
2. Kentucky
3. Wake Forest
4. Kansas
5. North Carolina
6. Arkansas
7. Massachusetts
8. Connecticut
9. Michigan St.
10. Maryland
11. Purdue

12. Villanova
13. Arizona
14. Oklahoma St.
15. Virginia
16. Arizona St.
17. Utah
18. Iowa St.
19. Mississippi St.
20. Oklahoma
21. Alabama
22. Syracuse
23. Missouri
24. Oregon
25. Stanford

1996**AP**

1. Massachusetts
2. Kentucky
3. Connecticut
4. Georgetown
4. Kansas
4. Purdue
7. Cincinnati
8. Texas Tech
9. Wake Forest
10. Villanova
11. Arizona
12. Utah
13. Georgia Tech
14. UCLA
15. Syracuse
16. Memphis
17. Iowa St.
18. Penn St.
19. Mississippi St.
20. Marquette
21. Iowa
22. Virginia Tech
23. New Mexico
24. Louisville
25. North Carolina

USA TODAY/NABC

1. Massachusetts
2. Kentucky
3. Connecticut
4. Purdue
5. Georgetown
6. Cincinnati
7. Texas Tech
8. Kansas
9. Wake Forest
10. Utah
11. Arizona
12. Villanova
13. UCLA
14. Syracuse
15. Georgia Tech
16. Iowa St.
17. Memphis
18. Penn St.
19. Iowa
20. Mississippi St.
21. Virginia Tech
22. Marquette
23. Louisville
24. North Carolina
25. Stanford

1997**AP**

1. Kansas
2. Utah
3. Minnesota
4. North Carolina
5. Kentucky
6. South Carolina
7. UCLA
8. Duke
9. Wake Forest
10. Cincinnati
11. New Mexico
12. St. Joseph's
13. Xavier
14. Clemson
15. Arizona
16. Col. of Charleston
17. Georgia
18. Iowa St.

19. Illinois
20. Villanova
21. Stanford
22. Maryland
23. Boston College
24. Colorado
25. Louisville

USA TODAY/NABC

1. Kansas
2. Utah
3. Minnesota
4. Kentucky
5. North Carolina
6. South Carolina
7. UCLA
8. Duke
9. Wake Forest
10. Cincinnati
11. New Mexico
12. Clemson
13. Arizona
14. Xavier
15. St. Joseph's
16. Villanova
17. Iowa St.
18. Col. of Charleston
19. Maryland
20. Boston College
21. Stanford
22. Georgia
23. Colorado
24. Illinois
25. Louisville

1998**AP**

1. North Carolina
2. Kansas
3. Duke
4. Arizona
5. Kentucky
6. Connecticut
7. Utah
8. Princeton
9. Cincinnati
10. Stanford
11. Purdue
12. Michigan
13. Mississippi
14. South Carolina
15. TCU
16. Michigan St.
17. Arkansas
18. New Mexico
19. UCLA
20. Maryland
21. Syracuse
22. Illinois
23. Xavier
24. Temple
25. Murray St.

USA TODAY/NABC

1. North Carolina
2. Kansas
3. Duke
4. Arizona
5. Connecticut
6. Kentucky
7. Utah
8. Princeton
9. Purdue
10. Stanford
11. Cincinnati
12. Michigan
13. South Carolina
14. Mississippi
15. Michigan St.
16. TCU
17. Arkansas
18. New Mexico
19. Syracuse
20. UCLA
21. Xavier
22. Maryland
23. Illinois
24. Temple
25. Oklahoma

1999**AP**

1. Duke
2. Michigan St.
3. Connecticut
4. Auburn
5. Maryland
6. Utah
7. Stanford
8. Kentucky
9. St. John's (N.Y.)
10. Miami (Fla.)
11. Cincinnati
12. Arizona
13. North Carolina
14. Ohio St.
15. UCLA
16. Col. of Charleston
17. Arkansas
18. Wisconsin
19. Indiana
20. Texas
21. Iowa
22. Kansas
23. Florida
24. Charlotte
25. New Mexico

USA TODAY/NABC

1. Duke
2. Michigan St.
3. Connecticut
4. Auburn
5. Maryland
6. Utah
7. Stanford
8. St. John's (N.Y.)
9. Cincinnati
10. Arizona
11. Kentucky
12. Miami (Fla.)
13. North Carolina
14. Ohio St.
15. UCLA
16. Col. of Charleston
17. Wisconsin
18. Indiana
19. Arkansas
20. Iowa
21. Syracuse
22. Kansas
23. Texas
24. New Mexico
25. Florida

2000**AP**

1. Duke
2. Michigan St.
3. Stanford
4. Arizona
5. Temple
6. Iowa St.
7. Cincinnati
8. Ohio St.
9. St. John's (N.Y.)
10. LSU
11. Tennessee
12. Oklahoma
13. Florida
14. Oklahoma St.
15. Texas
16. Syracuse
17. Maryland
18. Tulsa
19. Kentucky
20. Connecticut
21. Illinois
22. Indiana
23. Miami (Fla.)
24. Auburn
25. Purdue

USA TODAY/NABC

1. Duke
2. Michigan St.
3. Stanford
4. Arizona
5. Temple
6. Cincinnati
7. Iowa St.

8. Ohio St.
9. LSU
10. Tennessee
11. Florida
12. St. John's (N.Y.)
13. Oklahoma
14. Syracuse
15. Oklahoma St.
16. Maryland
17. Indiana
18. Texas
19. Tulsa
20. Kentucky
21. Connecticut
22. Auburn
23. Illinois
24. Purdue
25. Miami (Fla.)

2001**AP**

1. Duke
2. Stanford
3. Michigan St.
4. Illinois
5. Arizona
6. North Carolina
7. Boston College
8. Florida
9. Kentucky
10. Iowa St.
11. Maryland
12. Kansas
13. Oklahoma
14. Mississippi
15. UCLA
16. Virginia
17. Syracuse
18. Texas
19. Notre Dame
20. Indiana
21. Georgetown
22. St. Joseph's
23. Wake Forest
24. Iowa
25. Wisconsin

USA TODAY/NABC

1. Duke
2. Stanford
3. Michigan St.
4. Arizona
5. North Carolina
6. Illinois
7. Boston College
8. Florida
9. Iowa St.
10. Kentucky
11. Maryland
12. Kansas
13. Mississippi
14. Oklahoma
15. Virginia
16. Syracuse
17. Texas
18. UCLA
19. Notre Dame
20. Georgetown
21. Indiana
22. Wake Forest
23. St. Joseph's
24. Wisconsin
25. Iowa

2002**AP**

1. Duke
2. Kansas
3. Oklahoma
4. Maryland
5. Cincinnati
6. Gonzaga
7. Arizona
8. Alabama
9. Pittsburgh
10. Connecticut
11. Oregon
12. Marquette
13. Illinois
14. Ohio St.

15. Florida
16. Kentucky
17. Mississippi St.
18. Southern California
19. Western Ky.
20. Oklahoma St.
21. Miami (Fla.)
22. Xavier
23. Georgia
24. Stanford
25. Hawaii

USA TODAY/ESPN

1. Duke
2. Kansas
3. Oklahoma
4. Maryland
5. Cincinnati
6. Gonzaga
7. Pittsburgh
8. Alabama
8. Arizona
10. Marquette
11. Oregon
12. Ohio St.
13. Connecticut
14. Florida
15. Kentucky
16. Illinois
16. Southern California
18. Mississippi St.
19. Xavier
20. Western Ky.
21. Miami (Fla.)
22. Oklahoma St.
23. Stanford
24. Hawaii
25. North Carolina St.

2003**AP**

1. Kentucky
2. Arizona
3. Oklahoma
4. Pittsburgh
5. Texas
6. Kansas
7. Duke
8. Wake Forest
9. Marquette
10. Florida
11. Illinois
12. Xavier
13. Syracuse
14. Louisville
15. Creighton
16. Dayton
17. Maryland
18. Stanford
19. Memphis
20. Mississippi St.
21. Wisconsin
22. Notre Dame
23. Connecticut
24. Missouri
25. Georgia

USA TODAY/ESPN

1. Kentucky
2. Arizona
3. Oklahoma
4. Pittsburgh
5. Texas
6. Kansas
7. Duke
8. Florida
9. Wake Forest
10. Illinois
11. Marquette
12. Syracuse
13. Louisville
14. Xavier
15. Creighton
16. Stanford
17. Maryland
18. Dayton
19. Wisconsin
20. Notre Dame
21. Mississippi St.
22. Memphis
23. Oklahoma St.
24. Connecticut

25. Missouri

2004**AP**

1. Stanford
2. Kentucky
3. Gonzaga
4. Oklahoma St.
5. St. Joseph's
6. Duke
7. Connecticut
8. Mississippi St.
9. Pittsburgh
10. Wisconsin
11. Cincinnati
12. Texas
13. Illinois
14. Georgia Tech
15. North Carolina St.
16. Kansas
17. Wake Forest
18. North Carolina
19. Maryland
20. Syracuse
21. Providence
22. Arizona
23. South Carolina
24. Memphis
25. Boston College

USA TODAY/ESPN

1. Stanford
2. Gonzaga
3. Oklahoma St.
4. Kentucky
5. St. Joseph's
6. Duke
7. Connecticut
8. Pittsburgh
9. Mississippi St.
10. Wisconsin
11. Texas
12. Cincinnati
13. Illinois
14. Kansas
15. Georgia Tech
16. Wake Forest
17. North Carolina St.
18. Arizona
19. Providence
20. North Carolina
21. Maryland
22. Utah St.
23. Southern Ill.
24. Syracuse
25. Michigan St.

2005**AP**

1. Illinois
2. North Carolina
3. Duke
4. Louisville
5. Wake Forest
6. Oklahoma St.
7. Kentucky
8. Washington
9. Arizona
10. Gonzaga
11. Syracuse
12. Kansas
13. Connecticut
14. Boston College
15. Michigan St.
16. Florida
17. Oklahoma
18. Utah
19. Villanova
20. Wisconsin
21. Alabama
22. Pacific
23. Cincinnati
24. Texas Tech
25. Georgia Tech

USA TODAY/ESPN

1. Illinois
2. Duke
3. North Carolina
4. Louisville

5. Kentucky
6. Wake Forest
7. Washington
8. Oklahoma St.
9. Arizona
10. Kansas
11. Gonzaga
12. Boston College
13. Syracuse
14. Connecticut
15. Michigan St.
16. Oklahoma
17. Utah
18. Florida
19. Wisconsin
20. Pacific
21. Alabama
22. Villanova
23. Cincinnati
24. Texas Tech
25. Georgia Tech

2006

AP

1. Duke
2. Connecticut
3. Villanova
4. Memphis
5. Gonzaga
6. Ohio St.
7. Boston College
8. UCLA
9. Texas
10. North Carolina
11. Florida
12. Kansas
13. Illinois
14. George Washington
15. Iowa
16. Pittsburgh
17. Washington
18. Tennessee
19. LSU
20. Nevada
21. Syracuse
22. West Virginia
23. Georgetown
24. Oklahoma
25. UAB

USA TODAY/ESPN

1. Duke
2. Connecticut
3. Memphis
4. Villanova
5. Gonzaga
6. Ohio St.
7. Boston College
8. UCLA
9. Texas
10. Florida
11. George Washington
12. North Carolina
13. Kansas
14. Illinois
15. Iowa
16. Pittsburgh
17. Washington
18. LSU
19. Tennessee
20. Oklahoma
21. Nevada
22. Syracuse
23. West Virginia
24. Georgetown
25. UAB

2007

AP

1. Ohio St.
2. Kansas
3. Florida
4. North Carolina
5. Memphis
6. Wisconsin
7. UCLA
8. Georgetown
9. Texas A&M
10. Oregon
11. Texas

12. Pittsburgh
13. Washington St.
14. Southern Ill.
15. Nevada
16. Louisville
17. Notre Dame
18. Maryland
19. UNLV
20. Marquette
21. Butler
22. Winthrop
23. Southern California
24. BYU
25. Tennessee

USA TODAY/ESPN

1. Ohio St.
2. Kansas
3. Florida
4. North Carolina
5. Memphis
6. UCLA
7. Wisconsin
8. Georgetown
9. Texas A&M
10. Pittsburgh
11. Texas
12. Oregon
13. Nevada
14. Washington St.
15. Southern Ill.
16. Louisville
17. Notre Dame
18. UNLV
19. Butler
20. Marquette
21. Winthrop
22. Maryland
23. BYU
24. Creighton
25. Southern California

Final Post-Tournament Polls

1994

USA TODAY/CNN

1. Arkansas
2. Duke
3. Arizona
4. Florida
5. Purdue
6. Missouri
7. Connecticut
8. Michigan
9. North Carolina
10. Louisville
11. Boston College
12. Kansas
13. Kentucky
14. Syracuse
15. Massachusetts
16. Indiana
17. Marquette
18. Temple
19. Tulsa
20. Maryland
21. Oklahoma St.
22. UCLA
23. Minnesota
24. Texas
25. Penn

1995

USA TODAY/NABC

1. UCLA
2. Arkansas
3. North Carolina
4. Oklahoma St.
5. Kentucky
6. Connecticut
7. Massachusetts
8. Virginia
9. Wake Forest
10. Kansas

11. Maryland
12. Mississippi St.
13. Arizona St.
14. Memphis
15. Tulsa
16. Georgetown
17. Syracuse
18. Missouri
19. Purdue
20. Michigan St.
21. Alabama
22. Utah
23. Villanova
24. Texas
25. Arizona

1996

USA TODAY/NABC

1. Kentucky
2. Massachusetts
3. Syracuse
4. Mississippi St.
5. Kansas
6. Cincinnati
7. Georgetown
8. Connecticut
9. Wake Forest
10. Texas Tech
11. Arizona
12. Utah
13. Georgia Tech
14. Louisville
15. Purdue
16. Georgia
17. Villanova
18. Arkansas
19. UCLA
20. Iowa St.
21. Virginia Tech
22. Iowa
23. Marquette
24. North Carolina
25. New Mexico

1997

USA TODAY/NABC

1. Arizona
2. Kentucky
3. Minnesota
4. North Carolina
5. Kansas
6. Utah
7. UCLA
8. Clemson
9. Wake Forest
10. Louisville
11. Duke
12. Stanford
13. Iowa St.
14. South Carolina
15. Providence
16. Cincinnati
17. St. Joseph's
18. California
19. New Mexico
20. Texas
21. Col. of Charleston
22. Xavier
23. Boston College
24. Michigan
25. Colorado

1998

USA TODAY/NABC

1. Kentucky
2. Utah
3. North Carolina
4. Stanford
5. Duke
6. Arizona
7. Connecticut
8. Kansas
9. Purdue
10. Michigan St.
11. Rhode Island
12. UCLA
13. Syracuse
14. Cincinnati
15. Maryland

16. Princeton
17. Michigan
18. West Virginia
19. South Carolina
20. Mississippi
21. New Mexico
22. Arkansas
23. Valparaiso
24. Washington
25. TCU

1999

USA TODAY/NABC

1. Connecticut
2. Duke
3. Michigan St.
4. Ohio St.
5. Kentucky
5. St. John's (N.Y.)
7. Auburn
8. Maryland
9. Stanford
10. Utah
11. Cincinnati
12. Miami (Fla.)
14. Temple
15. Iowa
16. Arizona
17. Florida
18. North Carolina
19. Oklahoma
20. Miami (Ohio)
21. UCLA
22. Purdue
23. Kansas
24. Missouri St.
25. Arkansas

2000

USA TODAY/NABC

1. Michigan St.
2. Florida
3. Iowa St.
4. Duke
5. Stanford
5. Oklahoma St.
7. Cincinnati
8. Arizona
9. Tulsa
10. Temple
11. North Carolina
12. Syracuse
12. LSU
14. Tennessee
15. Purdue
16. Wisconsin
17. Ohio St.
18. St. John's (N.Y.)
19. Oklahoma
20. Miami (Fla.)
21. Texas
22. Kentucky
23. UCLA
24. Gonzaga
25. Maryland

2001

USA TODAY/NABC

1. Duke
2. Arizona
3. Michigan St.
4. Maryland
5. Stanford
6. Illinois
7. Kansas
8. Kentucky
9. Mississippi
10. North Carolina
11. Boston College
12. UCLA
13. Florida
14. Southern California
15. Iowa St.
16. Temple
17. Georgetown
18. Syracuse
19. Oklahoma
20. Gonzaga

21. Virginia
22. Cincinnati
23. Notre Dame
24. St. Joseph's
25. Penn St.

2002

USA/ESPN

1. Maryland
2. Kansas
3. Indiana
4. Oklahoma
5. Duke
6. Connecticut
6. Oregon
8. Cincinnati
9. Pittsburgh
10. Arizona
11. Illinois
12. Kent St.
13. Kentucky
14. Alabama
15. Missouri
16. Gonzaga
17. Ohio St.
18. Marquette
18. Texas
20. UCLA
21. Mississippi St.
22. Southern Ill.
23. Florida
24. Xavier
25. North Carolina St.

2003

USA/ESPN

1. Syracuse
2. Kansas
3. Texas
4. Kentucky
5. Arizona
6. Marquette
7. Oklahoma
8. Pittsburgh
9. Duke
10. Maryland
11. Connecticut
12. Wake Forest
13. Illinois
13. Wisconsin
15. Notre Dame
16. Florida
17. Xavier
18. Michigan St.
19. Louisville
20. Stanford
21. Butler
22. Missouri
23. Creighton
24. Oklahoma St.
25. Dayton

2004

USA/ESPN

1. Connecticut
2. Duke
3. Georgia Tech
4. Oklahoma St.
5. St. Joseph's
6. Stanford
7. Pittsburgh
8. Kentucky
9. Kansas
10. Texas
11. Illinois
12. Gonzaga
13. Mississippi St.
14. Xavier
15. Wake Forest
16. Wisconsin
17. Alabama
18. Cincinnati
19. Syracuse
20. North Carolina St.
21. Nevada
22. North Carolina
23. UAB
24. Maryland
25. Vanderbilt

2005

USA/ESPN

1. North Carolina
2. Illinois
3. Louisville
4. Michigan St.
5. Kentucky
6. Arizona
7. Duke
8. Oklahoma St.
9. Washington
10. Wisconsin
11. Wake Forest
12. West Virginia
13. Syracuse
14. Utah
15. Kansas
16. Texas Tech
17. Connecticut
18. Gonzaga
19. Boston College
20. Oklahoma
21. Syracuse
22. North Carolina St.
23. Milwaukee
24. Florida
25. Cincinnati

2006

USA/ESPN

1. Florida
2. UCLA
3. LSU
4. Connecticut
5. Villanova
6. Memphis
7. Duke
8. George Mason
9. Texas
10. Gonzaga
11. Boston College
12. Washington
13. Ohio St.
14. North Carolina
15. West Virginia
16. Georgetown
17. Illinois
18. Pittsburgh
19. George Washington
20. Tennessee
21. Wichita St.
22. Kansas
23. Iowa
24. Bradley
25. Bucknell

2007


USA/ESPN

1. Florida
2. Ohio St.
3. UCLA
4. Georgetown
5. Kansas
6. North Carolina
7. Memphis
8. Oregon
9. Texas A&M
10. Pittsburgh
11. Southern Ill.
12. Wisconsin
13. Butler
14. UNLV
15. Southern California
16. Texas
17. Washington St.
18. Tennessee
19. Vanderbilt
20. Louisville
21. Nevada
22. Winthrop
23. Maryland
24. Virginia
25. Virginia Tech

American Sports Wire Poll

The following poll ranks the top historically black institutions of the NCAA as selected by American Sports Wire and compiled by Dick Simpson.

Year	Team	Coach	Won	Lost
1992	Howard	Butch Beard	17	14
1993	Jackson St.	Andy Stoglin	25	9
1994	Texas Southern	Robert Moreland	19	11
1995	Texas Southern	Robert Moreland	22	7
1996	South Carolina St.	Cy Alexander	22	8
1997	Coppin St.	Fang Mitchell	22	9
1998	South Carolina St.	Cy Alexander	22	8
1999	Alcorn St.	Davey L. Whitney	23	7
2000	South Carolina St.	Cy Alexander	20	14
2001	Hampton	Steve Merfeld	25	7
2002	Hampton	Steve Merfeld	25	7
2003	South Carolina St.	Cy Alexander	20	11
2004	Florida A&M	Michael Gillespie	15	17
2005	Delaware St.	Greg Jackson	19	14
2006	Delaware St.	Greg Jackson	21	14
2007	Delaware St.	Greg Jackson	21	13



Division II Records

Individual Records.....	86
Team Records	87
All-Time Individual Leaders	89
Annual Individual Champions	93
Annual Team Champions.....	96
2007 Most-Improved Teams	99
All-Time Winningest Teams	99



Individual Records

Basketball records are confined to the "modern era," which began with the 1937-38 season, the first without the center jump after each goal scored. Official weekly statistics rankings in scoring and shooting began with the 1947-48 season. Individual rebounds were added for the 1950-51 season, while team rebounds were added for the 1959-60 season. Assists were added for the 1988-89 season. Blocked shots and steals were added for the 1992-93 season. Scoring and rebounding are ranked on per-game average; shooting, on percentage. Beginning with the 1967-68 season, Division II rankings were limited only to NCAA members. The 1973-74 season was the first under a three-division reorganization plan adopted by the special NCAA Convention of August 1973. In statistical rankings, the rounding of percentages and/or averages may indicate ties where none exist. In these cases, the numerical order of the rankings is accurate.

Scoring

POINTS

Game

113—Clarence "Bevo" Francis, Rio Grande vs. Hillsdale, Feb. 2, 1954

Season

1,329—Earl Monroe, Winston-Salem, 1967 (32 games)

Career

4,045—Travis Grant, Kentucky St., 1969-72 (121 games)

AVERAGE PER GAME

Season

†46.5—Clarence "Bevo" Francis, Rio Grande, 1954 (1,255 in 27)

Career

(Min. 1,400) 33.4—Travis Grant, Kentucky St., 1969-72 (4,045 in 121)

†Season and career figures for Francis limited only to his 39 games (27 in 1954) against four-year colleges.

GAMES SCORING AT LEAST 50 POINTS

Season

†8—Clarence "Bevo" Francis, Rio Grande, 1954

Career

†14—Clarence "Bevo" Francis, Rio Grande, 1953-54

†Season and career figures for Francis limited only to his 39 games (27 in 1954) against four-year colleges.

MOST GAMES SCORING IN DOUBLE FIGURES

Career

130—Lambert Shell, Bridgeport, 1989-92

POINTS SCORED IN OVERTIME

18—John Green, Barton vs. St. Andrews, Feb. 5, 2004 (team scored 19)

Field Goals

FIELD GOALS

Game

38—Clarence "Bevo" Francis, Rio Grande vs. Alliance, Jan. 16, 1954 (71 attempts) and vs. Hillsdale, Feb. 2, 1954 (70 attempts)

Season

539—Travis Grant, Kentucky St., 1972 (869 attempts)

Career

1,760—Travis Grant, Kentucky St., 1969-72 (2,759 attempts)

CONSECUTIVE FIELD GOALS

Game

20—Lance Berwald, North Dakota St. vs. Augustana (S.D.), Feb. 17, 1984

Season

28—Don McAllister, Hartwick, 1980 (during six games, Jan. 26-Feb. 9); Lance Berwald, North Dakota St., 1984 (during three games, Feb. 13-18)

FIELD-GOAL ATTEMPTS

Game

71—Clarence "Bevo" Francis, Rio Grande vs. Alliance, Jan. 16, 1954 (38 made)

Season

925—Jim Toombs, Stillman, 1965 (388 made)

Career

3,309—Bob Hopkins, Grambling, 1953-56 (1,403 made)

FIELD-GOAL PERCENTAGE

Game

(Min. 20 made) 100%—Lance Berwald, North Dakota St. vs. Augustana (S.D.), Feb. 17, 1984 (20 of 20)

*Season

75.2%—Todd Linder, Tampa, 1987 (282 of 375)

*based on qualifiers for annual championship

Career

(Min. 400 made) 70.8%—Todd Linder, Tampa, 1984-87 (909 of 1,284)

Three-Point Field Goals

THREE-POINT FIELD GOALS

Game

16—Thomas Vincent, Emporia St. vs. Southwest Baptist, Feb. 28, 2004 (23 attempts); Markus Hallgrimson, Mont. St.-Billings vs. Western N.M., Feb. 12, 2000 (28 attempts)

Season

167—Alex Williams, Sacramento St., 1988 (369 attempts)

Career

451—Cameron Munoz, Mont. St.-Billings, 2003-06 (1,042 attempts)

THREE-POINT FIELD GOALS MADE PER GAME

Season

6.2—Markus Hallgrimson, Mont. St.-Billings, 2000 (160 in 26)

Career

4.7—Antonio Harris, LeMoyné-Owen, 1998-99 (245 in 52)

CONSECUTIVE THREE-POINT FIELD GOALS

Game

10—Duane Huddleston, Mo.-Rolla vs. Truman, Jan. 23, 1988

Season

18—Dan Drews, Le Moyné (during 11 games, Dec. 11, 1993 to Feb. 2, 1994)

CONSECUTIVE GAMES MAKING A THREE-POINT FIELD GOAL

Season

35—Tarvoris Uzoigwe, Henderson St., Nov. 15, 2002 to March 17, 2003 (one season)

Career

93—Daniel Parke, Rollins, Jan. 26, 1994, to Feb. 28, 1997

THREE-POINT FIELD-GOAL ATTEMPTS

Game

34—Markus Hallgrimson, Mont. St.-Billings vs. Western N.M., Feb. 26, 2000 (13 made)

Season

382—Markus Hallgrimson, Mont. St.-Billings, 2000 (160 made)

Career

1,047—Tony Smith, Pfeiffer, 1989-92 (431 made)

THREE-POINT FIELD-GOAL ATTEMPTS PER GAME

Season

14.7—Markus Hallgrimson, Mont. St.-Billings, 2000 (382 in 26)

Career

11.3—Markus Hallgrimson, Mont. St.-Billings, 1997-00 (927 in 82)

THREE-POINT FIELD-GOAL PERCENTAGE

Game

(Min. 10 made) 100%—Rodney Edgerson, Ky. Wesleyan vs. Wis.-Parkside, Jan. 25, 2007 (10 of 10)

*Season

(Min. 35 made) 65.0%—Ray Lee, Hampton, 1988 (39 of 60)

(Min. 50 made) 60.3%—Aaron Fehler, Oakland City, 1995 (73 of 121)

(Min. 100 made) 56.7%—Scott Martin, Rollins, 1991 (114 of 201)

(Min. 150 made) 45.3%—Alex Williams, Sacramento St., 1988 (167 of 369)

*based on qualifiers for annual championship

Career

(Min. 200 made) 51.3%—Scott Martin, Rollins, 1988-91 (236 of 460)

Free Throws

FREE THROWS

Game

37—Clarence "Bevo" Francis, Rio Grande vs. Hillsdale, Feb. 2, 1954 (45 attempts)

Season

401—Joe Miller, Alderson-Broaddus, 1957 (496 attempts)

Career

1,130—Joe Miller, Alderson-Broaddus, 1954-57 (1,460 attempts)

CONSECUTIVE FREE THROWS

Game

26—Jim Moore, St. Anselm vs. St. Rose, Feb. 18, 2006

Season

94—Paul Cluxton, Northern Ky., 1997 (during 34 games, Nov. 8-Mar. 20)

FREE-THROW ATTEMPTS

Game

45—Clarence "Bevo" Francis, Rio Grande vs. Hillsdale, Feb. 2, 1954 (37 made)

Season

†510—Clarence "Bevo" Francis, Rio Grande, 1954 (367 made)

Career

1,460—Joe Miller, Alderson-Broaddus, 1954-57 (1,130 made)

†Season figure for Francis limited to 27 games against four-year colleges.

FREE-THROW PERCENTAGE

Game

(Min. 20 made) 100%—Milosh Pujo, Lewis vs. Mt. St. Clare, Dec. 30, 1997 (20 of 20); Forrest "Butch" Meyeraan, Minn. St. Mankato vs. Wis.-River Falls, Feb. 21, 1961 (20 of 20)

*Season

100%—Paul Cluxton, Northern Ky., 1997 (94 of 94)

*based on qualifiers for annual championship

Career

(Min. 250 made) 93.5%—Paul Cluxton, Northern Ky., 1994-97 (272 of 291)

(Min. 500 made) 87.9%—Steve Nisenson, Hofstra, 1963-65 (602 of 685)

Rebounds

REBOUNDS

Game

46—Tom Hart, Middlebury vs. Trinity (Conn.), Feb. 5, 1955, and vs. Clarkson, Feb. 12, 1955

Season

799—Elmore Smith, Kentucky St., 1971 (33 games)

Career

2,334—Jim Smith, Steubenville, 1955-58 (112 games)

AVERAGE PER GAME

Season

29.5—Tom Hart, Middlebury, 1956 (620 in 21)

Career

(Min. 900) 27.6—Tom Hart, Middlebury, 1953, 55-56 (1,738 in 63)

Assists

ASSISTS

Game

25—Ali Baaqar, Morris Brown vs. Albany St. (Ga.), Jan. 26, 1991; Adrian Hutt, Metro St. vs. Sacramento St., Feb. 9, 1991

Season

400—Steve Ray, Bridgeport, 1989 (32 games)

Career

1,044—Demetri Beekman, Assumption, 1990-93 (119 games)

AVERAGE PER GAME

Season

12.5—Steve Ray, Bridgeport, 1989 (400 in 32)

Career

(Min. 550) 12.1—Steve Ray, Bridgeport, 1989-90 (785 in 65)

Blocked Shots

BLOCKED SHOTS

Game

15—Mark Hensel, Pitt.-Johnstown vs. Slippery Rock, Jan. 22, 1994

Team Records

Note: Where records involve both teams, each team must be an NCAA Division II member institution.

SINGLE-GAME RECORDS

Scoring

POINTS

258—Troy vs. DeVry (Ga.), Jan. 12, 1992

POINTS VS. DIVISION II TEAM

169—Stillman vs. Miles (123), Feb. 17, 1966

POINTS BY LOSING TEAM

146—Mississippi Col. vs. West Ala. (160), Dec. 2, 1969

POINTS, BOTH TEAMS

306—West Ala. (160) and Mississippi Col. (146), Dec. 2, 1969

POINTS IN A HALF

135—Troy vs. DeVry (Ga.), Jan. 12, 1992

FEWEST POINTS ALLOWED (SINCE 1938)

4—Albion (76) vs. Adrian, Dec. 12, 1938; Tennessee St. (7) vs. Oglethorpe, Feb. 16, 1971

FEWEST POINTS, BOTH TEAMS (SINCE 1938)

11—Tennessee St. (7) and Oglethorpe (4), Feb. 16, 1971

WIDEST MARGIN OF VICTORY

118—Mississippi Col. (168) vs. Dallas Bible (50), Dec. 9, 1971

Field Goals

FIELD GOALS

102—Troy vs. DeVry (Ga.), Jan. 12, 1992 (190 attempts)

FIELD-GOAL ATTEMPTS

190—Troy vs. DeVry (Ga.), Jan. 12, 1992 (102 made)

FEWEST FIELD GOALS (SINCE 1938)

0—Adrian vs. Albion, Dec. 12, 1938 (28 attempts)

FEWEST FIELD-GOAL ATTEMPTS

7—Mansfield vs. West Chester, Dec. 8, 1984 (4 made)

FIELD-GOAL PERCENTAGE

81.6%—Youngstown St. vs. UNI, Jan. 26, 1980 (31 of 38)

FIELD-GOAL PERCENTAGE, HALF

95.0%—Abilene Christian vs. Cameron, Jan. 21, 1989 (19 of 20)

Season

157—James Doyle, Concord, 1998 (30 games)

Career

416—James Doyle, Concord, 1995-98 (120 games)

AVERAGE PER GAME

Season

5.3—Antonio Harvey, Pfeiffer, 1993 (155 in 29)

Career

4.00—Derek Moore, S.C.-Aiken, 1996-99 (408 in 102)

Steals

STEALS

Game

17—Antonio Walls, Alabama A&M vs. Albany St. (Ga.), Jan. 5, 1998

Season

139—J.R. Gamble, Queens (N.C.), 2001 (32 games)

Career

383—Eddin Santiago, Mo. Southern St., 1999-02, (117 games)

AVERAGE PER GAME

Season

5.0—Wayne Copeland, Lynn, 2000 (129 in 26)

Career

4.46—Wayne Copeland, Lynn, 1999-00 (254 in 57)

Games

GAMES PLAYED

Season

38—Terrence Hill, Rey Luque, Reggie McCoy, Kevin McDonald, Cardale Talley, Justin Thompson, Tommy Thompson, Kennesaw St., 2004

Career

133—Gino Bartolone, Ky. Wesleyan, 1998-01; Pat Morris, Bridgeport, 1989-92

Three-Point Field Goals

THREE-POINT FIELD GOALS

51—Troy vs. DeVry (Ga.), Jan. 12, 1992 (109 attempts)

THREE-POINT FIELD GOALS, BOTH TEAMS

39—Columbus St. (22) vs. Troy (17), Feb. 14, 1991

CONSECUTIVE THREE-POINT FIELD GOALS MADE WITHOUT A MISS

12—Southwest St. vs. Bemidji St., Jan. 22, 2000; Catawba vs. Wingate, Feb. 28, 1998; Pace vs. Medgar Evers, Nov. 27, 1991

NUMBER OF DIFFERENT PLAYERS TO SCORE A THREE-POINT FIELD GOAL, ONE TEAM

10—Troy vs. DeVry (Ga.), Jan. 12, 1992

THREE-POINT FIELD-GOAL ATTEMPTS

109—Troy vs. DeVry (Ga.), Jan. 12, 1992 (51 made)

THREE-POINT FIELD-GOAL ATTEMPTS, BOTH TEAMS

95—Columbus St. (52) vs. Troy (43), Feb. 14, 1991

THREE-POINT FIELD-GOAL PERCENTAGE

(Min. 10 made) 100%—LeMooyne-Owen vs. Delta St., Nov. 25, 2006 (10 of 10)

HIGHEST THREE-POINT FIELD-GOAL PERCENTAGE, BOTH TEAMS

(Min. 10 made) 83.3%—Tampa (9 of 10) vs. St. Leo (1 of 2), Jan. 21, 1987 (10 of 12)

(Min. 20 made) 77.8%—LeMooyne-Owen (10 of 10) vs. Delta St. (11 of 17), Nov. 25, 2006 (21 of 27)

Free Throws

FREE THROWS MADE

64—Wayne St. (Mich.) vs. Grand Valley St., Feb. 13, 1993 (79 attempts); Baltimore vs. Washington (Md.), Feb. 9, 1955 (84 attempts)

FREE THROWS MADE, BOTH TEAMS

89—Southern Ind. (50) vs. Northern St. (39), Nov. 15, 1997 (3ot); Baltimore (64) and Washington (Md.) (25), Feb. 9, 1955

CONSECUTIVE FREE THROWS MADE

37—Southern Ind., January 23-30, 2003 (three games)

FREE-THROW ATTEMPTS

84—Baltimore vs. Washington (Md.), Feb. 9, 1955 (64 made)

FREE-THROW ATTEMPTS, BOTH TEAMS

142—Southern Ind. (80) vs. Northern St. (62), Nov. 15, 1997 (3 ot) (89 made)

FREE-THROW PERCENTAGE

(Min. 31 made) 100%—Dowling vs. Southampton, Feb. 6, 1985 (31 of 31)

FREE-THROW PERCENTAGE, BOTH TEAMS

(Min. 30 made) 97.0%—Hartford (17 of 17) vs. Bentley (15 of 16), Feb. 22, 1983 (32 of 33)

Rebounds

REBOUNDS

111—Central Mich. vs. Alma, Dec. 7, 1963

REBOUNDS, BOTH TEAMS

141—Loyola (Md.) (75) vs. McDaniel (66), Dec. 6, 1961; Concordia (Ill.) (72) vs. Concordia (Neb.) (69), Feb. 26, 1965

REBOUND MARGIN

65—Moravian (100) vs. Drew (35), Feb. 18, 1969

Assists

ASSISTS

65—Troy vs. DeVry (Ga.), Jan. 12, 1992

ASSISTS, BOTH TEAMS

65—Central Okla. (34) vs. Stonehill (31), Dec. 29, 1990

Personal Fouls

PERSONAL FOULS

51—Northern St. vs. Southern Ind., Nov. 15, 1997 (3 ot)

PERSONAL FOULS, BOTH TEAMS (Including Overtimes)

91—Northern St. (51) vs. Southern Ind. (40), Nov. 15, 1997 (3 ot)

PERSONAL FOULS, BOTH TEAMS (Regulation Time)

78—Cal St. Chico (41) vs. Cal St. San B'dino (37), Feb. 12, 2005 (85 total personal fouls including overtime)

PLAYERS DISQUALIFIED

7—Northern St. vs. Southern Ind., Nov. 15, 1997 (3 ot); Illinois Col. vs. Illinois Tech, Dec. 13, 1952; Steubenville vs. West Liberty, 1952; Washington (Md.) vs. Baltimore, Feb. 9, 1955; Colorado St.-Pueblo vs. Air Force, Jan. 12, 1972; Edinboro vs. California (Pa.) (5 ot), Feb. 4, 1989

PLAYERS DISQUALIFIED, BOTH TEAMS

12—Alfred (6) and Rensselaer (6), Jan. 9, 1971

Overtimes**OVERTIME PERIODS**

7—Yankton (79) vs. Black Hills (80), Feb. 18, 1956

POINTS IN ONE OVERTIME PERIOD

27—Southern Ind. vs. Central Mo., Jan. 5, 1985

POINTS IN ONE OVERTIME PERIOD, BOTH TEAMS

46—North Dakota St. (25) vs. St. Cloud St. (21), Jan. 16, 1999; North Dakota St. (25) vs. South Dakota (21), Jan. 9, 1999

POINTS IN OVERTIME PERIODS

60—California (Pa.) vs. Edinboro (5 ot), Feb. 4, 1989

POINTS IN OVERTIME PERIODS, BOTH TEAMS

114—California (Pa.) (60) vs. Edinboro (54) (5 ot), Feb. 4, 1989

WINNING MARGIN IN OVERTIME GAME

22—Pfeiffer (72) vs. Belmont Abbey (50), Dec. 8, 1960

SEASON RECORDS**Scoring****POINTS**

3,566—Troy, 1993 (32 games); Central Okla., 1992 (32 games)

AVERAGE PER GAME

121.1—Troy, 1992 (3,513 in 29)

AVERAGE SCORING MARGIN

31.4—Bryan, 1961 (93.8 offense, 62.4 defense)

GAMES AT LEAST 100 POINTS

25—Troy, 1993 (32-game season)

CONSECUTIVE GAMES AT LEAST 100 POINTS

17—Norfolk St., 1970

Field Goals**FIELD GOALS**

1,455—Kentucky St., 1971 (2,605 attempts)

FIELD GOALS PER GAME

46.9—Lincoln (Mo.), 1967 (1,267 in 27)

FIELD-GOAL ATTEMPTS

2,853—Ark.-Pine Bluff, 1967 (1,306 made)

FIELD-GOAL ATTEMPTS PER GAME

108.2—Stillman, 1968 (2,814 in 26)

FIELD-GOAL PERCENTAGE

62.4%—Kentucky St., 1976 (1,093 of 1,753)

Three-Point Field Goals**THREE-POINT FIELD GOALS**

444—Troy, 1992 (1,303 attempts)

THREE-POINT FIELD GOALS PER GAME

15.3—Troy, 1992 (444 in 29)

THREE-POINT FIELD-GOAL ATTEMPTS

1,303—Troy, 1992 (444 made)

THREE-POINT FIELD-GOAL ATTEMPTS PER GAME

44.9—Troy, 1992 (1,303 in 29)

THREE-POINT FIELD-GOAL PERCENTAGE

(Min. 90 made) 53.8%—Winston-Salem, 1988 (98 of 182)
(Min. 200 made) 50.2%—Oakland City, 1992 (244 of 486)

CONSECUTIVE GAMES SCORING A THREE-POINT FIELD GOAL (Multiple Seasons)

567—Ky. Wesleyan, Nov. 22, 1986-Present

Free Throws**FREE THROWS MADE**

896—Ouachita Baptist, 1965 (1,226 attempts)

FREE THROWS MADE PER GAME

36.1—Baltimore, 1955 (686 in 19)

FREE-THROW ATTEMPTS

1,226—Ouachita Baptist, 1965 (896 made)

FREE-THROW ATTEMPTS PER GAME

49.6—Baltimore, 1955 (943 in 19)

FREE-THROW PERCENTAGE

82.5%—Gannon, 1998 (473 of 573)

Rebounds**REBOUNDS**

1,667—Norfolk St., 1973 (31 games)

AVERAGE PER GAME

65.8—Bentley, 1964 (1,513 in 23)

AVERAGE REBOUND MARGIN

24.4—Mississippi Val., 1976 (63.9 offense, 39.5 defense)

Assists**ASSISTS**

736—Southern N.H., 1993 (33 games)

AVERAGE PER GAME

25.6—Quincy, 1994 (716 in 28)

Personal Fouls**PERSONAL FOULS**

947—Seattle, 1952 (37 games)

PERSONAL FOULS PER GAME

29.9—Shaw, 1987 (748 in 25)

FEWEST PERSONAL FOULS

184—Sewanee, 1962 (17 games)

FEWEST PERSONAL FOULS PER GAME

10.0—Ashland, 1969 (301 in 30)

Defense**LOWEST POINTS PER GAME ALLOWED**

20.2—Alcorn St., 1941 (323 in 16)

LOWEST POINTS PER GAME ALLOWED (Since 1948)

29.1—Miss. Industrial, 1948 (436 in 15)

LOWEST FIELD-GOAL PERCENTAGE ALLOWED (Since 1978)

35.8—Tarleton St., 2002 (657 of 1,837)

Overtimes**MOST OVERTIME GAMES**

8—Barton, 2007 (won 8, lost 0); Belmont Abbey, 1983 (won 4, lost 4)

MOST CONSECUTIVE OVERTIME GAMES

3—10 times, most recent: Pace, 1996 (won 3, lost 0)

MOST OVERTIME WINS

8—Barton, 2007 (won 8, lost 0)

MOST MULTIPLE-OVERTIME GAMES

5—Cal St. Dom. Hills, 1987 (four 2 ot, one 3 ot; won 2, lost 3)

General Records**GAMES IN A SEASON**

39—Kennesaw St., 2004 (35-4); Regis (Colo.), 1949 (36-3)

VICTORIES IN A SEASON

36—Regis (Colo.), 1949 (36-3)

VICTORIES IN A PERFECT SEASON

34—Fort Hays St., 1996

CONSECUTIVE VICTORIES

57—Winona St. (from Jan. 13, 2006-March 22, 2007)

CONSECUTIVE 30-WIN SEASONS

4—Ky. Wesleyan, 1998 (30); 1999 (35); 2000 (31); 2001 (31)

CONSECUTIVE HOME-COURT VICTORIES

80—Philadelphia U. (from Jan. 8, 1991 to Nov. 21, 1995)

CONSECUTIVE REGULAR-SEASON VICTORIES (postseason tournaments not included)

52—Langston (from 1943-44 opener through fifth game of 1945-46 season)

CONSECUTIVE VICTORIES AGAINST AN OPPONENT

43—Fla. Southern vs. St. Leo, Feb. 11, 1985-current

DEFEATS IN A SEASON

28—UNC Pembroke, 2003 (0-28)

CONSECUTIVE DEFEATS IN A SEASON

28—UNC Pembroke, 2003 (0-28)

CONSECUTIVE DEFEATS

46—Olivet, Feb. 21, 1959, to Dec. 4, 1961; Southwest Minn. St., Dec. 11, 1971, to Dec. 1, 1973

CONSECUTIVE WINNING SEASONS

35—Norfolk St., 1963-97

CONSECUTIVE NON-LOSING SEASONS

35—Norfolk St., 1963-97

††UNBEATEN TEAMS (Since 1938; Number of Victories in Parentheses)

1938 Glenville St. (28)
1941 Milwaukee St. (16)
1942 Indianapolis (16)
1942 Rochester (16)
1944 Langston (23)
1945 Langston (24)
1948 West Virginia St. (23)
1949 Tennessee St. (24)
1956 Rochester Inst. (17)
1959 Grand Canyon (20)
1961 Calvin (20)
1964 Bethany (W.V.) (18)
1965 Central St. (Ohio) (30)
1965 Evansville (29)#
1993 Cal St. Bakersfield (33)#
1996 Fort Hays St. (34)#

††at least 15 victories; #NCAA Division II champion

All-Time Individual Leaders

Single-Game Records

SCORING HIGHS

Pts.	Player, Team vs. Opponent	Season
113	Clarence "Bevo" Francis, Rio Grande vs. Hillsdale	1954
84	Clarence "Bevo" Francis, Rio Grande vs. Alliance	1954
82	Clarence "Bevo" Francis, Rio Grande vs. Bluffton	1954
80	Paul Crissman, Southern California Col. vs. Pacific Christian	1966
77	William English, Winston-Salem vs. Fayetteville St.	1968
75	Travis Grant, Kentucky St. vs. Northwood (Mich.)	1970
72	Nate DeLong, Wis.-River Falls vs. Winona St.	1948
72	Lloyd Brown, Aquinas vs. Cleary	1953
72	Clarence "Bevo" Francis, Rio Grande vs. California (Pa.)	1953
72	John McElroy, Youngstown St. vs. Wayne St. (Mich.)	1969
71	Clayborn Jones, L.A. Pacific vs. L.A. Baptist	1965
70	Paul Wilcox, Davis & Elkins vs. Glenville St.	1959
70	Bo Clark, UCF vs. Fla. Memorial	1977

Season Records

SCORING AVERAGE

Player, Team	Season	G	FG	FT	Pts.	Avg.
Clarence "Bevo" Francis, Rio Grande	†1954	27	444	367	1,255	*46.5
Earl Glass, Miss. Industrial	†1963	19	322	171	815	42.9
Earl Monroe, Winston-Salem	†1967	32	509	311	*1,329	41.5
John Rinka, Kenyon	†1970	23	354	234	942	41.0
Willie Shaw, Lane	†1964	18	303	121	727	40.4
Travis Grant, Kentucky St.	†1972	33	*539	226	1,304	39.5
Thales McReynolds, Miles	†1965	18	294	118	706	39.2
Bob Johnson, Fitchburg St.	1963	18	213	277	703	39.1
Roger Kuss, Wis.-River Falls	†1953	21	291	235	817	38.9
Florindo Vieira, Quinnipiac	1954	14	191	138	520	37.1

†national champion; *record

FIELD-GOAL PERCENTAGE

(Based on qualifiers for annual championship)

Player, Team	Season	G	FG	FGA	Pct.
Todd Linder, Tampa	†1987	32	282	375	*75.0
Maurice Stafford, North Ala.	†1984	34	198	264	75.0
Matthew Cornegay, Tuskegee	†1982	29	208	278	74.8
Callistus Eziukwu, Grand Valley St.	†2005	28	157	213	73.7
Brian Moten, West Ga.	†1992	26	141	192	73.4
Ed Phillips, Alabama A&M	†1968	22	154	210	73.3
Ray Strozger, Central Mo.	†1980	28	142	195	72.8
Harold Booker, Cheyney	†1965	24	144	198	72.7
Chad Scott, California (Pa.)	†1994	30	178	245	72.7
Tom Schur Franz, Bellarmine	†1991	30	245	339	72.3
Marv Lewis, Southampton	†1969	24	271	375	72.3
Louis Newsome, North Ala.	†1988	29	192	266	72.2
Ed Phillips, Alabama A&M	†1971	24	159	221	71.9
Gregg Northington, Alabama St.	1971	26	324	451	71.8

†national champion; *record

THREE-POINT FIELD GOALS

Player, Team	Season	G	3FG
Alex Williams, Sacramento St.	1988	30	167
Markus Hallgrimson, Mont. St.-Billings	2000	26	160
Yandel Brown, Columbus St.	2005	32	148
Eric Kline, Northern St.	1995	30	148
Eric Kline, Northern St.	1994	33	148
Cameron Munoz, Mont. St.-Billings	2006	28	147
Mike Taylor, West Virginia St.	2004	32	140
Shawn Pughley, Central Okla.	1998	32	139
Jed Bedford, Columbus St.	2003	32	135
Reece Gliko, Mont. St.-Billings	1997	28	135
Ray Gutierrez, California (Pa.)	1993	27	135
Jason Garrow, Augustana (S.D.)	1992	27	135
Markus Hallgrimson, Mont. St.-Billings	1999	28	133
Stephen Dye, Alderson-Broaddus	2004	34	129
Shawn Williams, Central Okla.	1991	29	129
Tarvoris Uzoigwe, Henderson St.	2003	35	128
Robert Martin, Sacramento St.	1988	30	128
Steve Brown, West Ala.	2000	26	126
Antonio Harris, LeMoyné-Owen	1999	26	126
Tommie Spearman, Columbus	1995	29	126

Player, Team	Season	G	3FG
Kwame Morton, Clarion	1994	26	126

THREE-POINT FIELD GOALS PER GAME

Player, Team	Season	G	3FG	Avg.
Markus Hallgrimson, Mont. St.-Billings	†2000	26	160	*6.2
Alex Williams, Sacramento St.	†1988	30	*167	5.6
Cameron Munoz, Mont. St.-Billings	†2006	28	147	5.3
Jason Garrow, Augustana (S.D.)	†1992	27	135	5.0
Eric Kline, Northern St.	†1995	30	148	4.9
Ray Gutierrez, California (Pa.)	†1993	29	142	4.9
Steve Brown, West Ala.	2000	26	126	4.8
Antonio Harris, LeMoyné-Owen	†1999	26	126	4.8
Kwame Morton, Clarion	†1994	26	126	4.8
Reece Gliko, Mont. St.-Billings	†1997	28	135	4.8
Markus Hallgrimson, Mont. St.-Billings	1999	28	133	4.8
John Boyd, LeMoyné-Owen	1992	26	123	4.7
Duane Huddleston, Mo.-Rolla	1988	25	118	4.7
Yandel Brown, Columbus St.	†2005	32	148	4.6
Antonio Harris, LeMoyné-Owen	†1998	26	119	4.6
Ricardo Watkins, Tuskegee	2000	24	110	4.6
Eric Kline, Northern St.	1994	33	148	4.5
Robbie Waldrop, Lees-McRae	2001	25	112	4.5
Damien Blair, West Chester	1994	28	125	4.5
Eric Carpenter, Cal St. San B'dino	1994	26	116	4.5

†national champion; *record

THREE-POINT FIELD-GOAL PERCENTAGE

(Based on qualifiers for annual championship)

Player, Team	Season	G	3FG	3FGA	Pct.
Ray Lee, Hampton	†1988	24	39	60	*65.0
Steve Hood, Winston-Salem	1988	28	42	67	62.7
Mark Willey, Fort Hays St.	†1990	29	49	81	60.5
Aaron Fehler, Oakland City	†1995	26	73	121	60.3
Aaron Baker, Mississippi Col.	†1989	27	69	117	59.0
Walter Hurd, Johnson C. Smith	1989	27	49	84	58.3
Matt Hopson, Oakland City	†1996	31	84	145	57.9
Jon Bryant, St. Cloud St.	1996	27	54	94	57.4
Adam Harness, Oakland City	†1997	26	39	68	57.4
Scott Martin, Rollins	†1991	28	114	201	56.7
Charles Byrd, West Tex. A&M	†1987	31	95	168	56.5
Aaron Buckoski, Michigan Tech	1997	26	39	69	56.5
Jay Nolan, Bowie St.	1987	27	70	124	56.5
Kris Kidwell, Oakland City	1996	28	44	78	56.4
Tony Harris, Dist. Columbia	1987	30	79	141	56.0
Rickey Barrett, Ala.-Huntsville	1987	26	63	113	55.8
Quinn Murphy, Drury	1995	27	45	81	55.6
Erik Fisher, San Fran. St.	1991	28	80	144	55.6
Mike Doyle, Philadelphia U.	1988	30	82	149	55.0

†national champion; *record

FREE-THROW PERCENTAGE

(Based on qualifiers for annual championship)

Player, Team	Season	G	FT	FTA	Pct.
Paul Cluxton, Northern Ky.	†1997	35	94	94	*100.0
Tomas Rimkus, Pace	1997	25	65	68	95.6
C. J. Covgill, Chaminade	†2001	22	113	119	95.0
Billy Newton, Morgan St.	†1976	28	85	90	94.4
Kent Andrews, McNeese St.	†1968	24	85	90	94.4
Mike Sanders, Northern Colo.	†1987	28	82	87	94.3
Curtis Small, Southampton	†2002	29	109	116	94.0
Brent Mason, St. Joseph's (Ind.)	2001	31	125	133	94.0
Aaron Farley, Harding	†2003	30	137	146	93.8
Marcus Martinez, Cal St. Stanislaus	†2006	27	75	80	93.8
Travis Starns, Colorado Mines	†1999	26	87	93	93.5
Jay Harrie, Mont. St.-Billings	†1994	26	86	92	93.5
Joe Cullen, Hartwick	†1969	18	96	103	93.2
Dan Shanks, Coker	1997	27	119	128	93.0
Charles Byrd, West Tex. A&M	†1988	29	92	99	92.9
Jeremy Kudera, South Dakota	2001	28	78	84	92.9
Brian Koepfick, Minn. St. Mankato	1988	28	104	112	92.9
Lance Den Boer, Central Wash.	2006	28	155	167	92.8
Jon Hagen, Minn. St. Mankato	†1963	25	76	82	92.7
Paul Cluxton, Northern Ky.	†1996	32	100	108	92.6

†national champion; *record

REBOUNDS (SINCE 1973)

Player, Team	Season	G	Reb.
Marvin Webster, Morgan St.	1974	33	740
Major Jones, Albany St. (Ga.)	1975	27	608

Player, Team	Season	G	Reb.
Earl Williams, Winston-Salem.....	1974	26	553
Antonio Garcia, Ky. Wesleyan.....	1999	37	540
Charles Oakley, Virginia Union.....	1985	31	535
Larry Johnson, Prairie View.....	1974	23	519
Andre Means, Sacred Heart.....	1977	32	516
Major Jones, Albany St. (Ga.).....	1975	25	513
Harvey Jones, Alabama St.....	1974	28	503
Andre Means, Sacred Heart.....	1978	30	493
Colin Duchacme, Longwood.....	2001	31	490
Rick Mahorn, Hampton.....	1980	31	490
Rob Roesch, Staten Island.....	1989	31	482
Leonard Robinson, Tennessee St.....	1974	28	478
Major Jones, Albany St. (Ga.).....	1976	24	475

REBOUND AVERAGE

Player, Team	Season	G	Reb.	Avg.
Tom Hart, Middlebury.....	†1956	21	620	*29.5
Tom Hart, Middlebury.....	†1955	22	649	29.5
Frank Stronczek, American Int'l.....	†1966	26	717	27.6
R.C. Owens, Albertain.....	†1954	25	677	27.1
Maurice Stokes, St. Francis (Pa.).....	1954	26	689	26.5
Roman Turmon, Clark Atlanta.....	1954	23	602	26.2
Pat Callahan, Lewis.....	1955	20	523	26.2
Hank Brown, Mass.-Lowell.....	1966	19	496	26.1
Maurice Stokes, St. Francis (Pa.).....	1955	28	726	25.9

†national champion; *record

(Since 1973)

Player, Team	Season	G	Reb.	Avg.
Larry Johnson, Prairie View.....	1974	23	519	22.6
Major Jones, Albany St. (Ga.).....	1975	27	608	22.5
Marvin Webster, Morgan St.....	1974	33	740	22.4
Earl Williams, Winston-Salem.....	1974	26	553	21.3
Major Jones, Albany St. (Ga.).....	1974	25	513	20.5
Larry Gooding, St. Augustine's.....	1974	22	443	20.1
Major Jones, Albany St. (Ga.).....	1976	24	475	19.8
Calvin Robinson, Mississippi Valley.....	1976	23	432	18.8
Scott Mountz, California (Pa.).....	1978	24	431	18.0
Howard Shockley, Salisbury.....	1975	23	406	17.7
Charles Oakley, Virginia Union.....	1985	31	535	17.3
Marvin Webster, Morgan St.....	1975	27	458	17.0
Larry Johnson, Ark.-Little Rock.....	1976	24	402	16.8
Keith Smith, Shaw.....	1979	20	329	16.5
Andre Means, Sacred Heart.....	1978	30	493	16.4
Donnie Roberts, St. Paul's.....	1975	25	406	16.2
Andre Means, Sacred Heart.....	1977	32	516	16.1
Dan Donahue, SIU Edwardsville.....	1975	26	419	16.1
Lorenzo Poole, Albany St. (Ga.).....	1995	26	417	16.0
David Binion, N.C. Central.....	1983	25	400	16.0

ASSISTS

Player, Team	Season	G	Ast.
Steve Ray, Bridgeport.....	†1989	32	*400
Steve Ray, Bridgeport.....	†1990	33	385
Tony Smith, Pfeiffer.....	†1992	35	349
Rob Paternostro, Southern N.H.....	1995	33	309
Jim Ferrer, Bentley.....	1989	31	309
Brian Gregory, Oakland.....	1989	28	300
Charles Jordan, Erskine.....	1992	34	298
Ernest Jenkins, N.M. Highlands.....	†1995	27	291
Pat Chambers, Philadelphia U.....	1994	30	290
Zack Whiting, Chaminade.....	†2007	27	289
Craig Lottie, Alabama A&M.....	1995	32	287
Adrian Hutt, Metro St.....	†1991	28	285
Javar Cheatham, Gannon.....	†2001	30	283
Patrick Boen, Stonehill.....	1989	32	278
Ernest Jenkins, N.M. Highlands.....	†1994	27	277
Clayton Smith, Metro St.....	†2003	33	274
Adam Kaufman, Edinboro.....	1998	34	273
Darnell White, California (Pa.).....	1994	30	273
Demetri Beekman, Assumption.....	1992	32	271
Tyrone Tate, Southern Ind.....	1994	32	270

†national champion; *record

ASSIST AVERAGE

Player, Team	Season	G	Ast.	Avg.
Steve Ray, Bridgeport.....	†1989	32	*400	*12.5
Steve Ray, Bridgeport.....	†1990	33	385	11.7
Demetri Beekman, Assumption.....	†1993	23	264	11.5
Ernest Jenkins, N.M. Highlands.....	†1995	27	291	10.8
Brian Gregory, Oakland.....	1989	28	300	10.7
Zack Whiting, Chaminade.....	†2007	27	289	10.7
Brent Schremp, Slippery Rock.....	1995	25	259	10.4
Ernest Jenkins, N.M. Highlands.....	†1994	27	277	10.3

Player, Team	Season	G	Ast.	Avg.
Adrian Hutt, Metro St.....	†1991	28	285	10.2
Tony Smith, Pfeiffer.....	†1992	35	349	10.0
Jim Ferrer, Bentley.....	1989	31	309	10.0
Ryan Nelson, Grand Canyon.....	†2006	27	263	9.7
Todd Chappell, Texas Wesleyan.....	†2000	27	263	9.7
Pat Chambers, Philadelphia U.....	1994	30	290	9.7
Marcus Talbert, Colo. Christian.....	1994	27	261	9.7
Carlin Hughes, Mont. St.-Billings.....	2006	28	269	9.6
Paul Beaty, Miles.....	1992	26	248	9.5
Lawrence Jordan, IPFW.....	1990	28	266	9.5
Hal Chambers, Columbus St.....	1993	24	227	9.5
Javar Cheatham, Gannon.....	†2001	30	283	9.4
Rob Paternostro, Southern N.H.....	1995	33	309	9.4

†national champion; *record

BLOCKED SHOTS

Player, Team	Season	G	Blk.
James Doyle, Concord.....	†1998	30	*157
Antonio Harvey, Pfeiffer.....	†1993	29	155
Bryan Grier, Wingate.....	†2006	31	151
Ramel Allen, Bridgeport.....	†2005	30	146
Kenyon Gamble, Tuskegee.....	†2004	28	142
John Burke, Southampton.....	†1996	28	142
Vonzell McGrew, Mo. Western St.....	†1995	31	132
Colin Ducharme, Longwood.....	2001	31	130
Corey Johnson, Pace.....	1995	30	130
Derek Moore, S.C.-Aiken.....	1998	30	129
John Smith, Winona St.....	2006	36	127
Johnny Tyson, Central Okla.....	†1994	27	126
Garth Joseph, St. Rose.....	†1997	34	124
Kino Outlaw, Mount Olive.....	1995	28	124
Bryan Grier, Wingate.....	2007	34	119
Kobby Acquah, Clark Atlanta.....	2005	28	118
Sean McKeon, Kutztown.....	†2007	28	117
Kino Outlaw, Mount Olive.....	1996	27	117
Moustapha Diouf, Queens (N.C.).....	2003	33	116
Callistus Eziukwu, Grand Valley St.....	2005	28	114
Ben Wallace, Virginia Union.....	1996	31	114

†national champion; *record

BLOCKED-SHOT AVERAGE

Player, Team	Season	G	Blk.	Avg.
Antonio Harvey, Pfeiffer.....	†1993	29	155	*5.34
James Doyle, Concord.....	†1998	30	*157	5.23
Kenyon Gamble, Tuskegee.....	†2004	28	142	5.07
John Burke, Southampton.....	†1996	28	142	5.07
Bryan Grier, Wingate.....	†2006	31	151	4.87
Ramel Allen, Bridgeport.....	†2005	30	146	4.86
Johnny Tyson, Central Okla.....	†1994	27	126	4.66
Kino Outlaw, Mount Olive.....	†1995	28	124	4.43
Kino Outlaw, Mount Olive.....	1996	27	117	4.33
Corey Johnson, Pace.....	1995	30	130	4.33
Derek Moore, S.C.-Aiken.....	1998	30	129	4.30
Vonzell McGrew, Mo. Western St.....	1995	31	132	4.26
Jason Roseto, Edinboro.....	†2001	23	97	4.22
Kobby Acquah, Clark Atlanta.....	2005	28	118	4.21
Colin Ducharme, Longwood.....	2001	31	130	4.19
Mark Hensel, Pitt.-Johnstown.....	1994	27	113	4.19
Sean McKeon, Kutztown.....	†2007	28	117	4.18
Aaron Davis, Southern Conn. St.....	†2003	25	103	4.12
Callistus Eziukwu, Grand Valley St.....	2005	28	114	4.07
Victorius Payne, Lane.....	1996	25	101	4.04

†national champion; *record

STEALS

Player, Team	Season	G	Stl.
J.R. Gamble, Queens (N.C.).....	†2001	32	*139
Wayne Copeland, Lynn.....	†2000	26	129
Japhet McNeil, Bridgeport.....	†2007	31	125
Wayne Copeland, Lynn.....	†1999	31	125
Terrance Gist, S.C. Upstate.....	†1998	29	122
Devlin Herring, Pitt.-Johnstown.....	†1997	27	122
Oronn Brown, Clarion.....	1997	29	120
Devlin Herring, Pitt.-Johnstown.....	1998	29	118
David Clark, Bluefield St.....	†1996	31	118
Tyrone McDaniel, Lenoir-Rhyne.....	†1993	32	116
Ken Francis, Molloy.....	†1994	27	116
Darnell White, California (Pa.).....	1994	30	115
Drew Williamson, Metro St.....	†2006	31	114
Jayson Williams, Lane.....	2005	32	114
Luke Kendall, Metro St.....	2004	34	114
Eddin Santiago, Mo. Southern St.....	2001	30	114

Player, Team	Season	G	Stl.
Tracy Gross, High Point	1997	29	114
Robert Campbell, Armstrong Atlantic	2001	33	113
Shaun McKie, Salem Int'l	†2005	31	111
Joe Newton, Central Okla.	1993	32	110
Peron Austin, Colorado St.-Pueblo	1997	28	110
Marcus Stubblefield, Queens (N.C.)	1993	28	110
Shannon Holmes, NYIT	†1995	30	110

†national champion; *record

STEAL AVERAGE

Player, Team	Season	G	Stl.	Avg.
Wayne Copeland, Lynn	†2000	26	129	*4.96
John Morris, Bluefield St.	1994	23	104	4.52
Devlin Herring, Pitt.-Johnstown	†1997	27	122	4.52
J.R. Gamble, Queens (N.C.)	†2001	32	*139	4.34
Ken Francis, Molloy	†1994	27	116	4.29
Terrance Gist, S.C. Upstate	†1998	29	122	4.21
Oronn Brown, Clarion	1997	29	120	4.14
Devlin Herring, Pitt.-Johnstown	1998	29	118	4.07
Michael Dean, Cal St. East Bay	1998	26	105	4.04
Terryl Woolery, Cal Poly Pomona	1997	27	109	4.04
Japhet McNeil, Bridgeport	†2007	31	125	4.03
Wayne Copeland, Lynn	†1999	31	125	4.03
Kevin Nichols, Bemidji St.	1994	26	104	4.00
Tracy Gross, High Point	1997	29	114	3.93
Peron Austin, Colorado St.-Pueblo	1997	28	110	3.93
Marcus Stubblefield, Queens (N.C.)	1993	28	110	3.93
Demetri Beekman, Assumption	1993	23	89	3.87
Darnell White, California (Pa.)	1994	30	115	3.83
J.R. Gamble, Queens (N.C.)	2000	28	107	3.82
David Clark, Bluefield St.	†1996	31	118	3.81

†national champion; *record

Career Records

POINTS

Player, Team	Seasons	Pts.
Travis Grant, Kentucky St.	1969-72	*4,045
Bob Hopkins, Grambling	1953-56	3,759
Tony Smith, Pfeiffer	1989-92	3,350
Earnest Lee, Clark Atlanta	1984-87	3,298
Joe Miller, Alderson-Broaddus	1954-57	3,294
Henry Logan, Western Caro.	1965-68	3,290
John Rinka, Kenyon	1967-70	3,251
Dick Barnett, Tennessee St.	1956-59	3,209
Willie Scott, Alabama St.	1966-69	3,155
Johnnie Allen, Bethune-Cookman	1966-69	3,058
Bennie Swain, Texas Southern	1955-58	3,008
Lambert Shell, Bridgeport	1989-92	3,001
Carl Hartman, Alderson-Broaddus	1952-55	2,959
Earl Monroe, Winston-Salem	1964-67	2,935

*record

SCORING AVERAGE

(Minimum 1,400 points)

Player, Team	Seasons	G	FG	3FG	FT	Pts.	Avg.
Travis Grant, Kentucky St.	1969-72	121*	1,760	—	525	*4,045	*33.4
John Rinka, Kenyon	1967-70	99	1,261	—	729	3,251	32.8
Florindo Vieira, Quinnipiac	1954-57	69	761	—	741	2,263	32.8
Willie Shaw, Lane	1961-64	76	960	—	459	2,379	31.3
Mike Davis, Virginia Union	1966-69	89	1,014	—	730	2,758	31.0
Henry Logan, Western Caro.	1965-68	107	1,263	—	764	3,290	30.7
Willie Scott, Alabama St.	1966-69	103	1,277	—	601	3,155	30.6
Carlos Knox, IUPUI	1995-98	85	832	208	684	2,556	30.1
George Gilmore, Chaminade	1991-92	51	485	174	387	1,531	30.0
Brett Beeson, Minn. St. Moorhead	1995-96	54	551	92	421	1,615	29.9
Bob Hopkins, Grambling	1953-56	126	1,403	—	953	3,759	29.8
Rod Butler, Western New Eng.	1968-70	59	697	—	331	1,725	29.2
Gregg Northington, Alabama St.	1970-72	75	894	—	403	2,191	29.2
Isaiah Wilson, Baltimore	1969-71	67	731	—	471	1,933	28.9

*record

FIELD-GOAL PERCENTAGE

(Minimum 400 field goals made)

Player, Team	Seasons	G	FG	FGA	Pct.
Todd Linder, Tampa	1984-87	122	909	1,284	*70.8
Tom Schurff, Bellarmine	1987-88, 91-92	112	742	1,057	70.2
Chad Scott, California (Pa.)	1991-94	115	465	664	70.0
Ed Phillips, Alabama A&M	1968-71	95	610	885	68.9

Player, Team	Seasons	G	FG	FGA	Pct.
Ulysses Hackett, S.C. Upstate	1990-92	90	824	1,213	67.9
Larry Tucker, Lewis	1981-83	84	677	999	67.8
Otis Evans, Wayne St. (Mich.)	1989-92	106	472	697	67.7
Matthew Cornegay, Tuskegee	1979-82	105	524	783	66.9
Ray Strozier, Central Mo.	1978-81	110	563	843	66.8
Dennis Edwards, Fort Hays St.	1994-95	59	666	998	66.7
James Morris, Central Okla.	1990-93	76	532	798	66.7
Lance Berwald, North Dakota St.	1983-84	58	475	717	66.2
Harold Booker, Cheyney	1965-67, 69	108	662	1,002	66.1

*record

THREE-POINT FIELD GOALS MADE

Player, Team	Seasons	G	3FG
Cameron Munoz, Mont. St.-Billings	2003-06	99	*451
Stephen Dye, Alderson-Broaddus	2002-05	121	443
Steve Moyer, Gannon	1996-99	112	442
Tony Smith, Pfeiffer	1989-92	126	431
Kwame Morton, Clarion	1991-94	105	411
Tarvoris Uzoigwe, Henderson St.	2002-05	119	404
Gary Duda, Merrimack	1989-92	122	389
Mike Taylor, West Virginia St.	2001-04	116	378
Markus Hallgrimson, Mont. St.-Billings	1998-00	82	371
Nate Newell, Ark.-Monticello	2004-07	112	355
Columbus Parker, Johnson C. Smith	1990-93	115	354
Gary Paul, Indianapolis	1987-90	111	354
Jared Hembree, West Ala.	2004-07	108	353
Matt Miller, Drury	1999-02	106	351
Travis Tuttle, North Dakota	1994-97	108	350
Mike Ziegler, Colorado Mines	1987-90	118	344
Chris Brown, Tuskegee	1993-96	104	339
Stephen Hamrick, Eastern N.M.	1993-96	107	339
Jason Marcotte, Michigan Tech	2002-05	120	335
Mike Kuhens, Queens (N.Y.)	1995-98	104	334
Jesse Ogden, Edinboro	1995-98	110	334
Brent Welton, Philadelphia U.	2002-05	119	329
Brent Kincaid, California (Pa.)	1993-96	115	325
John Williams, Bryant	2003-06	103	323
Jason Stampley, Southeastern Okla.	2004-07	115	322

*record

THREE-POINT FIELD GOALS MADE PER GAME

(Minimum 200 three-point field goals made)

Player, Team	Seasons	G	3FG	Avg.
Antonio Harris, LeMoyné-Owen	1998-99	52	245	*4.71
Cameron Munoz, Mont. St.-Billings	2003-06	99	*451	4.56
Markus Hallgrimson, Mont. St.-Billings	1998-00	82	371	4.52
Alex Williams, Sacramento St.	1987-88	58	247	4.26
Yandel Brown, Columbus St.	2004-05	63	264	4.19
Tommie Spearman, Columbus St.	1994-95	56	233	4.16
Reece Gliko, Mont. St.-Billings	1996-97	56	231	4.13
Danny Phillips, Mont. St.-Billings	2001-02	55	222	4.03
Steve Moyer, Gannon	1996-99	112	442	3.95
Kwame Morton, Clarion	1991-94	105	411	3.91
Zoderick Green, Central Okla.	1993-95	57	212	3.72
Shawn Williams, Central Okla.	1989-91	57	212	3.72
Stephen Dye, Alderson-Broaddus	2002-05	121	*443	3.66
Mike Sinclair, Bowie St.	1987-89	82	299	3.65
Tai Crutchfield, Philadelphia U.	2000-01	58	210	3.62
Nate Allen, Western St.	1996-97	57	205	3.60
Robert Martin, Sacramento St.	1987-89	85	294	3.46
Tony Smith, Pfeiffer	1989-92	126	431	3.42
Tarvoris Uzoigwe, Henderson St.	2002-05	119	404	3.39
Michael Shue, Lock Haven	1994-97	92	308	3.35
Matt Miller, Drury	1999-02	106	351	3.31
Jared Hembree, West Ala.	2004-07	108	353	3.27
Chris Brown, Tuskegee	1993-96	104	339	3.26
Mike Taylor, West Virginia St.	2001-04	116	378	3.26
Travis Tuttle, North Dakota	1994-97	108	350	3.24

*record

THREE-POINT FIELD-GOAL PERCENTAGE

(Minimum 200 three-point field goals made)

Player, Team	Seasons	G	3FG	3FGA	Pct.
Scott Martin, Rollins	1988-91	104	236	460	*51.3
Todd Woelfle, Oakland City	1995-98	103	210	412	51.0
Matt Markle, Shippensburg	1989-92	101	202	408	49.5
Paul Cluxton, Northern Ky.	1994-97	122	303	619	48.9
Lance Gelnett, Millersville	1989-92	109	266	547	48.6
Antonio Harris, LeMoyné-Owen	1998-99	52	245	510	48.0
Mark Willey, Fort Hays St.	1989-92	117	224	478	46.9
Todd Bowden, Randolph-Macon	1987-89	84	229	491	46.6

Player, Team	Seasons	G	3FG	3FGA	Pct.
Gary Paul, Indianapolis.....	1987-90	111	354	768	46.1
Ben Nemmers, North Dakota St.....	2001-04	110	257	558	46.1
Brad Oleson, Alas. Fairbanks.....	2003-05	87	229	499	45.9
Matt Ripaldi, Southern N.H.....	1993-96	123	277	604	45.9
Chad Miller, Oakland City.....	2004-07	113	315	688	45.8
Alex Williams, Sacramento St.....	1987-88	58	247	541	45.7
Benjamin Chasten, Johnson C. Smith.....	2002-05	92	202	448	45.1
Jason Bullock, Indiana (Pa.).....	1993-96	119	287	637	45.1
Boyd Printy, Truman.....	1990-92	77	201	447	45.0
Lance Luitjens, Northern St.....	1994-96	95	275	614	44.8
Buck Williams, North Ala.....	1987-89	84	238	535	44.5

*record

FREE-THROW PERCENTAGE
(Minimum 250 free throws made)

Player, Team	Seasons	G	FT	FTA	Pct.
Paul Cluxton, Northern Ky.....	1994-97	122	272	291	*93.5
Kent Andrews, McNeese St.....	1967-69	67	252	275	91.6
Jon Hagen, Minn. St. Mankato.....	1963-65	73	252	280	90.0
Lance Den Boer, Central Wash.....	2005-07	80	386	432	89.4
Dave Reynolds, Davis & Elkins.....	1986-89	107	383	429	89.3
Michael Shue, Lock Haven.....	1994-97	92	354	400	88.5
Tony Budzik, Mansfield.....	1989-92	107	367	416	88.2
Terry Gill, New Orleans.....	1972-74	79	261	296	88.2
Bryan Vacca, Randolph-Macon.....	1980-83	94	262	298	87.9
Steve Nisenon, Hofstra.....	1963-65	83	602	685	87.9
Jeff Gore, St. Rose.....	1991-93	91	333	379	87.9
Jack Sparks, Bentley.....	1976-80	99	253	288	87.8
Dan Shanks, Coker.....	1994-97	102	467	533	87.6
Troy Nesmith, Gannon.....	1997-98	54	274	313	87.5
Wayne Proffitt, Lynchburg.....	1965-67	57	482	551	87.5
Clyde Briley, McNeese St.....	1962-65	101	561	642	87.4
Jason Sempsrott, South Dakota St.....	1994-97	110	462	529	87.3
Foy Ballance, Armstrong Atlantic.....	1978-81	108	351	402	87.3
Jehu Brabham, Mississippi Col.....	1969-71	72	452	518	87.3
Pete Chambers, West Chester.....	1966-68	67	267	306	87.3

*record

REBOUNDS
(For careers beginning in 1973 or after)

Player, Team	Seasons	G	Reb.
Major Jones, Albany St. (Ga.).....	1973-76	105	2,052
Clemon Johnson, Florida A&M.....	1975-78	109	1,494
Wayne Robertson, Southern N.H.....	1991-94	127	1,487
Carlos Terry, Winston-Salem.....	1975-78	117	1,467
James Hector, American Int'l.....	1991-94	115	1,446
Jeff Covington, Youngstown St.....	1975-78	106	1,381
John Ebeling, Fla. Southern.....	1979-82	127	1,362
Damon Reed, St. Rose.....	1997-00	128	1,280
Kelvin Hicks, NYIT.....	1977-80	94	1,258
Jonathan Roberts, East Stroudsburg.....	1987-90	112	1,247
John Edwards, Fla. Southern.....	1973-76	94	1,214
John Fox, Millersville.....	1984-87	118	1,214
Dave Vonesh, North Dakota.....	1988-91	122	1,207
Marvin Webster, Morgan St.....	1975-76	60	1,198
Ramzee Stanton, West Chester.....	2000-03	111	1,142
Mark Tetzlaff, South Dakota St.....	1982-85	118	1,132
Chris Bowles, Southern Ind.....	1991-94	114	1,129
Jakim Donaldson, Edinboro.....	2002-05	109	1,100
Steve O'Neill, American Int'l.....	1977-81	108	1,093
Garth Joseph, St. Rose.....	1995-97	89	1,072
Bob Stanley, Mo.-Rolla.....	1974-77	95	1,049
Ernie DeWitt, Bryant.....	1978-81	107	1,036
Gerald Lavender, North Ala.....	1977-80	118	1,033
Brian Robinson, Assumption.....	2002-05	115	1,027
Todd Orlando, Bentley.....	1981-84	108	1,024
Walt Whitakere, Minn. St. Moorhead.....	1979-82	107	1,017
Andre Means, Sacred Heart.....	1977-78	62	1,009
John Smith, Winona St.....	2005-07	107	1,007
Leo Parent, Mass.-Lowell.....	1987-89	92	1,001
Mario Elie, American Int'l.....	1982-85	120	1,001

#active player

REBOUND AVERAGE
(Minimum 800 rebounds)

Player, Team	Seasons	G	Reb.	Avg.
Tom Hart, Middlebury.....	1953, 55-56	63	1,738	*27.6
Maurice Stokes, St. Francis (Pa.).....	1953-55	72	1,812	25.2
Frank Stroncsek, American Int'l.....	1965-67	62	1,549	25.0
Bill Thieben, Hofstra.....	1954-56	76	1,837	24.2
Hank Brown, Mass.-Lowell.....	1965-67	49	1,129	23.0

Player, Team	Seasons	G	Reb.	Avg.
Elmore Smith, Kentucky St.....	1969-71	85	1,917	22.6
Charles Wrinn, Trinity (Conn.).....	1951-53	53	1,176	22.2
Roman Turmon, Clark Atlanta.....	1952-54	60	1,312	21.9
Tony Missere, Pratt.....	1966-68	62	1,348	21.7
Ron Horton, Delaware St.....	1966-68	64	1,384	21.6

*record

(For careers beginning in 1973 or after; minimum 800 rebounds)

Player, Team	Seasons	G	Reb.	Avg.
Marvin Webster, Morgan St.....	1975-76	60	1,198	20.0
Major Jones, Albany St. (Ga.).....	1973-76	105	2,052	19.5
Howard Shockley, Salisbury.....	1975-76	49	817	16.7
Andre Means, Sacred Heart.....	1977-78	62	1,009	16.3
Antonio Garcia, Ky. Wesleyan.....	1998-99	70	997	14.2
Clemon Johnson, Florida A&M.....	1975-78	109	1,494	13.7
Larry Johnson, Ark.-Little Rock.....	1976-78	69	944	13.7
Kelvin Hicks, NYIT.....	1977-80	94	1,258	13.4
John Edwards, Fla. Southern.....	1973-76	94	1,214	12.9
James Hector, American Int'l.....	1991-94	115	1,446	12.6
Garth Joseph, St. Rose.....	1995-97	89	1,072	12.0
Wayne Robertson, Southern N.H.....	1991-94	127	1,487	11.7
Wayne Armstrong, Armstrong Atlantic.....	1975-77	78	897	11.5
Jonathan Roberts, East Stroudsburg.....	1987-90	112	1,247	11.1
Bob Stanley, Mo.-Rolla.....	1974-77	95	1,049	11.0
Leo Parent, Mass.-Lowell.....	1987-89	92	1,011	11.0

ASSISTS

Player, Team	Seasons	G	Ass.
Demetri Beekman, Assumption.....	1990-93	119	*1,044
Adam Kaufman, Edinboro.....	1998-01	116	936
Rob Paternostro, Southern N.H.....	1992-95	129	919
Tony Smith, Pfeiffer.....	1989-92	126	828
Jamie Stevens, Mont. St.-Billings.....	1996-99	110	805
Josh Mueller, South Dakota.....	2002-05	120	801
Steve Ray, Bridgeport.....	1989-90	65	785
Dan Ward, St. Cloud St.....	1992-95	100	774
Chris Dunn, West Virginia St.....	2003-06	123	769
Jordan Canfield, Washburn.....	1994-97	126	756
Charles Jordan, Erskine.....	1989-92	119	727
Jamie Holden, St. Joseph's (Ind.).....	2001-04	110	723
Donald Johnson, Franklin Pierce.....	1998-01	114	722
Dennis Springs, Ferris St.....	2003-06	115	713
Patrick Chambers, Philadelphia U.....	1991-94	123	709
Lamont Jones, Bridgeport.....	1992-95	119	708
Zack Whiting, Chaminade.....	2004-07	86	703
Ernest Jenkins, N.M. Highlands.....	1992-95	84	699
Antoine Campbell, Ashland.....	1995-98	113	697
Pat Madden, Jacksonville St.....	1989-91	88	688
Nate Tibbetts, South Dakota.....	1998-01	112	678
Candice Pickens, California (Pa.).....	1993-96	121	675
Mark Benson, Tex. A&M-Kingsville.....	1989-91	86	674
Craig Lottie, Alabama A&M.....	1992-95	93	673

*record

ASSIST AVERAGE
(Minimum 550 assists)

Player, Team	Seasons	G	Ass.	Avg.
Steve Ray, Bridgeport.....	1989-90	65	785	*12.1
Demetri Beekman, Assumption.....	1990-93	119	*1,044	8.8
Ernest Jenkins, N.M. Highlands.....	1992-95	84	699	8.3
Zack Whiting, Chaminade.....	2004-07	86	703	8.2
Adam Kaufman, Edinboro.....	1998-01	116	936	8.1
Mark Benson, Tex. A&M-Kingsville.....	1989-91	86	674	7.8
Pat Madden, Jacksonville St.....	1989-91	88	688	7.8
Dan Ward, St. Cloud St.....	1992-95	100	774	7.7
Mark Borders, Tampa.....	2004-06	86	649	7.5
Jamie Stevens, Mont. St.-Billings.....	1996-99	110	805	7.3
Craig Lottie, Alabama A&M.....	1992-95	93	673	7.2
Rob Paternostro, Southern N.H.....	1992-95	129	919	7.1
Eddin Santiago, Mo. Southern St.....	1999-02	117	804	6.9
Josh Mueller, South Dakota.....	2002-05	120	801	6.7
Jamie Holden, St. Joseph's (Ind.).....	2001-04	110	723	6.6
Tony Smith, Pfeiffer.....	1989-92	126	828	6.6
Donald Johnson, Franklin Pierce.....	1998-01	114	722	6.3
Mike Buscetto, Quinnipiac.....	1990-93	99	624	6.3
Chris Dunn, West Virginia St.....	2003-06	123	769	6.3
Patrick Herron, Winston-Salem.....	1992-95	97	604	6.2
Dennis Springs, Ferris St.....	2003-06	115	713	6.2
Pat Delaney, St. Anselm.....	1999-02	118	731	6.2
Antoine Campbell, Ashland.....	1995-98	113	697	6.2
Charles Jordan, Erskine.....	1989-92	119	727	6.1
Nate Tibbetts, South Dakota.....	1998-01	112	678	6.1

*record

BLOCKED SHOTS

Player, Team	Seasons	G	Blk.
James Doyle, Concord.....	1995-98	120	*416
Bilal Salaam, Kutztown.....	2002-05	109	408
Derek Moore, S.C.-Aiken.....	1996-99	102	408
Avis Wyatt, Virginia St.....	2003-05, 07	113	350
Bryan Grier, Wingate#.....	2005-07	93	335
John Smith, Winona St.#.....	2005-07	107	317
Rich Edwards, Adelphi.....	1999-02	123	305
Kino Outlaw, Mount Olive.....	1994-96	81	305
Mike Williams, Bryant.....	2001-05	129	301
Garth Joseph, St. Rose.....	1995-97	89	300
Kenyon Gamble, Florida Tech/Tuskegee.....	2001-02, 04-05	103	297
Sylvere Bryan, Tampa.....	1999-02	116	294
Kerwin Thompson, Eckerd.....	1993-96	116	284
Aaron Davis, Southern Conn. St.....	2000-03	94	269
Jeff Weirsma, Erskine.....	2000-03	109	268
Eugene Haith, Philadelphia U.....	1993-95	86	267
John Tomsich, Le Moyne.....	1996-99	114	264
Chandar Bingham, Virginia Union.....	1997-00	106	261
Coata Malone, Alabama A&M.....	1994-96	90	243
Alonzo Goldston, Fort Hays St.....	1995-97	96	240
Damon Reed, St. Rose.....	1997-00	128	236
Brian Robinson, Assumption.....	2002-05	115	234
Ben Wallace, Virginia Union.....	1995-96	62	225
Chris Whitfield, Minn. St. Mankato.....	2003-06	106	224
Antwain Smith, St. Paul's.....	1996-99	105	222

*record. #Active player

**BLOCKED-SHOT AVERAGE
(Minimum 175 blocked shots)**

Player, Team	Seasons	G	Blk.	Avg.
Derek Moore, S.C.-Aiken.....	1996-99	102	408	4.00
John Burke, Southampton.....	1995-96	54	205	3.80
Kino Outlaw, Mount Olive.....	1994-96	81	305	3.77
Bilal Salaam, Kutztown.....	2002-05	109	408	3.74
Vonzell McGrew, Mo. Western St.....	1993-95	57	211	3.70
Tihomir Juric, Wis.-Parkside.....	1993-94	53	193	3.64
Ben Wallace, Virginia Union.....	1995-96	62	225	3.63
Corey Johnson, Pace.....	1993-95	58	210	3.62
James Doyle, Concord.....	1995-98	120	*416	3.47
Mark Hensel, Pitt.-Johnstown.....	1993-94	53	180	3.40
Garth Joseph, St. Rose.....	1995-97	89	300	3.37
Moustapha Diouf, Queens (N.C.).....	2003-04	61	201	3.30
Eugene Haith, Philadelphia U.....	1993-95	86	267	3.10
Avis Wyatt, Virginia St.....	2003-05, 07	113	350	3.10
Kenyon Gamble, Florida Tech/Tuskegee.....	2001-02, 04-05	103	297	2.88
Aaron Davis, Southern Conn. St.....	2000-03	94	269	2.86
Coata Malone, Alabama A&M.....	1994-96	90	243	2.70
Sylvere Bryan, Tampa.....	1999-02	116	294	2.53
Alonzo Goldston, Fort Hays St.....	1995-97	96	240	2.50
Rich Edwards, Adelphi.....	1999-02	123	305	2.48
Chandar Bingham, Virginia Union.....	1997-00	106	261	2.46
Jeff Weirsma, Erskine.....	2000-03	109	268	2.46
Kerwin Thompson, Eckerd.....	1993-96	116	284	2.45
Merriell Jenkins, Hawaii-Hilo.....	1997-99	77	188	2.44
Mike Williams, Bryant.....	2001-05	129	301	2.33

*record

STEALS

Player, Team	Seasons	G	Stl.
Eddin Santiago, Mo. Southern St.....	1999-02	117	*383
Oronn Brown, Clarion.....	1994-97	106	361
Robert Campbell, Armstrong Atlantic.....	1998-01	118	357
Marcus Best, Winston-Salem.....	1999-02	119	345
Shaun McKie, Salem Int'l.....	2004-07	113	340
Devlin Herring, Pitt.-Johnstown.....	1995-98	106	333
Dustin Pfeifer, Findlay.....	2003-06	127	328
Luqman Jaaber, Virginia St./Virginia Union.....	2000, 03-05	114	316
Rolondo Hall, Davis & Elkins.....	1998-01	106	314
John Baiano, Southern N.H.....	2003-06	122	304
Jonte Flowers, Winona St.#.....	2005-07	105	293
Andre Dabney, Bloomfield.....	2004-07	120	283
Terrence Baxter, Pfeiffer.....	1998-01	108	281
David Clark, Bluefield St.....	1994-96	83	278
Terrance Gist, S.C. Upstate.....	1994-97	112	276
Jeremy Byrd, S.C. Upstate#.....	2005-07	88	274
Omar Kasi, Molloy.....	1997-00	109	272
DeMarcos Anzures, Metro St.....	1997-00	125	271
Mike Hancock, Neb.-Kearney.....	1995-98	121	271
Carlton Epps, Ferris St.....	2002-05	109	270
Lorinza Harrington, Wingate.....	1999-02	121	263
Patrick Herron, Winston-Salem.....	1993-95	78	263
Ken Francis, Molloy.....	1993-95	81	260
Eddie Peterson, Indiana (Pa.).....	2003-06	119	259
Brandon Hughes, Newberry.....	1997-00	88	259

*record #Active player

**STEAL AVERAGE
(Minimum 150 steals)**

Player, Team	Seasons	G	Stl.	Avg.
Wayne Copeland, Lynn.....	1999-00	57	254	4.46
J.R. Gamble, Queens (N.C.).....	2000-01	60	246	4.10
John Morris, Bluefield St.....	1994-95	50	185	3.70
Oronn Brown, Clarion.....	1994-97	106	361	3.41
Patrick Herron, Winston-Salem.....	1993-95	78	263	3.37
David Clark, Bluefield St.....	1994-96	83	278	3.35
Peron Austin, Colorado St.-Pueblo.....	1997-98	58	190	3.28
Eddin Santiago, Mo. Southern St.....	1999-02	117	*383	3.27
Gallagher Driscoll, St. Rose.....	1991-92	59	192	3.25
Darnell White, California (Pa.).....	1993-94	59	192	3.25
Rudy Berry, Cal St. Stanislaus.....	1993-94	51	164	3.21
Ken Francis, Molloy.....	1993-95	81	260	3.21
Bob Cunningham, NYIT.....	1995-96	55	175	3.18
Devlin Herring, Pitt.-Johnstown.....	1995-98	106	333	3.14
Craig Fergeson, Columbus St.....	1995-96	61	191	3.13
Ron Harris, Caldwell.....	2004-05	59	181	3.07
Bryan Heaps, Abilene Christian.....	1993-94	56	171	3.05
Lamont Jones, Bridgeport.....	1993-95	84	256	3.05
Shaun McKie, Salem Int'l.....	2004-07	113	340	3.01
Kelly Mann, Concord.....	1997-98	62	185	2.98
Javar Cheatham, Gannon.....	2000-01	58	172	2.97
Rolondo Hall, Davis & Elkins.....	1998-01	106	314	2.96
Rickey Gibson, Stillman.....	2005-06	58	171	2.95
Brandon Hughes, Newberry.....	1997-00	88	259	2.94
Malcolm Turner, Sonoma St.....	1995-96	52	152	2.92

*record

Annual Individual Champions

Scoring Average						
Season	Player, Team	G	FG	FT	Pts.	Avg.
1948	Nate DeLong, Wis.-River Falls.....	22	206	206	618	28.1
1949	George King, Charleston (W.V.).....	26	289	179	757	29.1
1950	George King, Charleston (W.V.).....	31	354	259	967	31.2
1951	Scott Seagall, Millikin.....	31	314	260	888	28.6
1952	Harold Wolfe, Findlay.....	22	285	101	671	30.5
1953	Roger Kuss, Wis.-River Falls.....	21	291	235	817	38.9
1954	Clarence "Bevo" Francis, Rio Grande.....	27	444	367	1,255	*46.5
1955	Bill Warden, North Central (Ill.).....	13	162	127	451	34.7
1956	Bill Reigel, McNeese St.....	36	425	370	1,220	33.9
1957	Ken Hammond, West Va. Tech.....	27	334	274	942	34.9
1958	John Lee Butcher, Pikeville.....	27	330	210	870	32.2
1959	Paul Wilcox, Davis & Elkins.....	23	289	195	773	33.6
1960	Don Perrelli, Southern Conn. St.....	22	263	168	694	31.5
1961	Lebron Bell, Bryant.....	14	174	114	462	33.0
1962	Willie Shaw, Lane.....	18	239	115	593	32.9

Season	Player, Team	G	FG	FT	Pts.	Avg.
1963	Earl Glass, Miss. Industrial.....	19	322	171	815	42.9
1964	Willie Shaw, Lane.....	18	303	121	727	40.4
1965	Thales McReynolds, Miles.....	18	294	118	706	39.2
1966	Paul Crissman, Vanguard.....	23	373	90	836	36.3
1967	Earl Monroe, Winston-Salem.....	32	509	311	*1,329	41.5
1968	Mike Davis, Virginia Union.....	25	351	206	908	36.3
1969	John Rinka, Kenyon.....	26	340	202	882	33.9
1970	John Rinka, Kenyon.....	23	354	234	942	41.0
1971	Bo Lamar, La.-Lafayette.....	29	424	196	1,044	36.0
1972	Travis Grant, Kentucky St.....	33	*539	226	1,304	39.5
1973	Claude White, Elmhurst.....	18	248	101	597	33.2
1974	Aaron James, Grambling.....	27	366	137	869	32.2
1975	Ron Barrow, Southern U.....	23	296	115	707	30.7
1976	Ron Barrow, Southern U.....	27	318	136	772	28.6
1977	Ed Murphy, Merrimack.....	28	369	158	896	32.0
1978	Harold Robertson, Lincoln (Mo.).....	28	408	149	965	34.5
1979	Bo Clark, UCF.....	23	315	97	727	31.6
1980	Bill Fennelly, Central Mo.....	28	337	189	863	30.8

Season	Player, Team	G	FG	FT	Pts.	Avg.	
1981	Gregory Jackson, St. Paul's	26	267	183	717	27.6	
1982	John Ebeling, Fla. Southern	32	286	284	856	26.8	
1983	Danny Dixon, Alabama A&M	27	379	152	910	33.7	
1984	Earl Jones, Dist. Columbia	22	215	200	630	28.6	
1985	Earnest Lee, Clark Atlanta	29	380	230	990	34.1	
1986	Earnest Lee, Clark Atlanta	28	314	191	819	29.3	
Season	Player, Team	G	FG	3FG	FT	Pts.	Avg.
1987	Earnest Lee, Clark Atlanta	29	326	35	174	861	29.7
1988	Daryl Cambrelen, Southampton	25	242	32	170	686	27.4
1989	Steve deLaveaga, Cal Lutheran	28	278	79	151	786	28.1
1990	A.J. English, Virginia Union	30	333	65	270	1,001	33.4
1991	Gary Mattison, St. Augustine's	26	277	53	159	766	29.5
1992	George Gilmore, Chaminade	28	280	82	238	880	31.4
1993	Darrin Robinson, Sacred Heart	26	313	75	130	831	32.0
1994	Kwame Morton, Clarion	26	264	126	191	845	32.5
1995	Carlos Knox, IUPUI	29	284	39	218	825	28.4
1996	Brett Beeson, Minn. St. Moorhead	27	305	58	232	900	33.3
1997	Dan Sancomb, Wheeling Jesuit	27	295	11	125	726	26.9
1998	Carlos Knox, IUPUI	26	238	96	209	781	30.0
1999	Eddie Robinson, Central Okla.	26	305	24	95	729	28.0
2000	David Evans, BYU-Hawaii	28	300	48	134	782	27.9
2001	Marlon Dawson, Central Okla.	26	206	101	155	668	25.7
2002	Angel Figueroa, Dowling	25	216	79	143	654	26.2
2003	Ron Christy, Post	29	295	64	134	788	27.2
2004	Lewis Muse, Concord	26	308	0	125	741	28.5
2005	David Logan, Indianapolis	29	291	121	126	829	28.6
2006	Tayron Thomas, Philadelphia U.	31	298	42	260	898	29.0
2007	Ted Scott, West Virginia St.	33	315	125	137	892	27.0

*record

Field-Goal Percentage

Season	Player, Team	G	FG	FGA	Pct.
1949	Vern Mikkelson, Hamline	30	203	377	53.8
1950	Nate DeLong, Wis.-River Falls	29	287	492	58.3
1951	Johnny O'Brien, Seattle	33	248	434	57.1
1952	Forrest Hamilton, Missouri St.	30	147	246	59.8
1953	Bob Buis, Carleton	21	149	246	60.6
1954	Paul Lauritzen, Augustana (Ill.)	19	158	251	62.9
1955	Jim O'Hara, UC Santa Barb.	24	140	214	65.4
1956	Logan Gipe, Ky. Wesleyan	22	134	224	59.8
1957	John Wilfred, Winston-Salem	30	229	381	60.1
1958	Bennie Swain, Texas Southern	35	363	587	61.8
1959	Dick O'Meara, Babson	18	144	225	64.0
1960	Edwin Cox, Howard Payne	26	126	194	64.9
1961	Tony Solomon, St. Paul's	20	94	149	63.1
1962	Tom Morris, St. Paul's	17	108	168	64.3
1963	Howard Trice, Howard Payne	26	168	237	70.9
1964	Robert Springer, Howard Payne	24	119	174	68.4
1965	Harold Booker, Cheyney	24	144	198	72.7
1966	Harold Booker, Cheyney	27	170	240	70.8
1967	John Dickson, Arkansas St.	24	214	308	69.5
1968	Edward Phillips, Alabama A&M	22	154	210	73.3
1969	Marvin Lewis, Southampton	24	271	375	72.3
1970	Travis Grant, Kentucky St.	31	482	688	70.1
1971	Edward Phillips, Alabama A&M	24	159	221	71.9
1972	Don Manley, Otterbein	23	146	207	70.5
1973	Glynn Berry, Southampton	26	191	302	63.2
1974	Kirby Thurston, Western Caro.	25	242	367	65.9
1975	Gerald Cunningham, Kentucky St.	29	280	411	68.1
1976	Thomas Blue, Elizabeth City St.	24	270	388	69.6
1977	Kelvin Hicks, NYIT	24	161	232	69.4
1978	Ron Ripley, Green Bay	32	162	239	67.8
1979	Carl Bailey, Tuskegee	27	210	307	68.4
1980	Ray Strozier, Central Mo.	28	142	195	72.8
1981	Matthew Cornegay, Tuskegee	26	177	247	71.7
1982	Matthew Cornegay, Tuskegee	29	208	278	74.8
1983	Rudy Burton, Elizabeth City St.	24	142	201	70.6
1984	Maurice Stafford, North Ala.	34	198	264	75.0
1985	Todd Linder, Tampa	31	219	306	71.6
1986	Todd Linder, Tampa	28	204	291	70.1
1987	Todd Linder, Tampa	32	282	375	*75.2
1988	Louis Newsome, North Ala.	29	192	266	72.2
1989	Tom Schurfranz, Bellarmine	28	164	240	68.2
1990	Ulysses Hackett, S.C. Upstate	32	301	426	70.7
1991	Tom Schurfranz, Bellarmine	30	245	339	72.3
1992	Brian Moten, West Ga.	26	141	192	73.4
1993	Chad Scott, California (Pa.)	28	173	245	70.6
1994	Chad Scott, California (Pa.)	30	178	245	72.7
1995	John Pruett, SIU Edwardsville	26	138	193	71.5
1996	Kyle Kirby, IPFW	26	133	195	68.2

Season	Player, Team	G	FG	FGA	Pct.
1997	Andy Robertson, Fla. Southern	32	183	269	68.0
1998	Anthony Russell, West Fla.	28	191	284	67.3
1999	DaVonn Harp, Kutztown	27	140	205	68.3
2000	Shaun Bass, Drury	28	156	237	65.8
2001	Charles Ward, St. Augustine's	27	159	243	65.4
2002	Brett Barnard, Le Moyne	27	141	211	66.8
2003	Anthony Greenup, Shaw	30	172	242	71.1
2004	Anthony Greenup, Shaw	24	210	296	70.9
2005	Callistus Eziukwu, Grand Valley St.	28	157	213	73.7
2006	Chris Gilliam, Pitt.-Johnstown	27	199	290	68.6
2007	Garret Siler, Augusta St.	31	166	241	68.9

*record

Three-Point Field Goals Made Per Game

Season	Player, Team	G	3FG	Avg.
1987	Bill Harris, Northern Mich.	27	117	4.3
1988	Alex Williams, Sacramento St.	30	*167	5.6
1989	Robert Martin, Sacramento St.	28	118	4.2
1990	Gary Paul, Indianapolis	28	110	3.9
1991	Shawn Williams, Central Okla.	29	129	4.4
1992	Jason Garrow, Augustana (S.D.)	27	135	5.0
1993	Ray Gutierrez, California (Pa.)	29	142	4.9
1994	Kwame Morton, Clarion	26	126	4.8
1995	Eric Kline, Northern St.	30	148	4.9
1996	Daren Alix, Merrimack	28	114	4.1
1997	Reece Gliko, Mont. St.-Billings	28	135	4.8
1998	Antonio Harris, LeMoyn-Owen	26	119	4.6
1999	Antonio Harris, LeMoyn-Owen	26	126	4.8
2000	Markus Hallgrimson, Mont. St.-Billings	26	160	*6.2
2001	Blake Johnson, Edinboro	28	111	4.0
2002	Danny Phillips, Mont. St.-Billings	28	120	4.3
2003	Jed Bedford, Columbus St.	32	135	4.2
2004	Mike Taylor, West Virginia St.	32	140	4.4
2005	Yandel Brown, Columbus St.	32	148	4.6
2006	Cameron Munoz, Mont. St.-Billings	28	147	5.3
2007	Brett Rector, Davis & Elkins	24	99	4.1

*record

Three-Point Field-Goal Percentage

Season	Player, Team	G	3FG	3FGA	Pct.
1987	Charles Byrd, West Tex. A&M	31	95	168	56.5
1988	Ray Lee, Hampton	24	39	60	*65.0
1989	Aaron Baker, Mississippi Col.	27	69	117	59.0
1990	Mark Willey, Fort Hays St.	29	49	81	60.5
1991	Scott Martin, Rollins	28	114	201	56.7
1992	Jeff Duvall, Oakland City	30	49	91	53.8
1993	Greg Wilkinson, Oakland City	32	82	152	53.9
1994	Todd Jones, Southern Ind.	29	56	105	53.3
1995	Aaron Fehler, Oakland City	26	73	121	+60.3
1996	Matt Hopson, Oakland City	31	84	145	57.9
1997	Adam Harness, Oakland City	26	39	68	57.4
1998	Todd Woelfe, Oakland City	27	87	162	53.7
1999	John Cabanilla, Oakland City	29	46	85	54.1
2000	Jasen Gast, Incarnate Word	26	39	72	54.2
2001	Bobby Hoegh, Southwest Baptist	23	72	147	49.0
2002	Jared Ramirez, Northern Colo.	27	60	115	52.2
2003	Ben Nemmers, North Dakota St.	30	83	159	52.2
2004	Derek Archer, Wayne St. (Neb.)	28	77	142	54.2
	Shawn Oponui, BYU-Hawaii	29	77	142	54.2
2005	Justin Belcastro, Fairmont St.	27	69	134	51.5
2006	Rich Davis, Grand Canyon	27	107	210	51.0
2007	Michael Bahl, Metro St.	32	105	202	52.0

*record for minimum 35 made; †record for minimum 50 made

Free-Throw Percentage

Season	Player, Team	G	FT	FTA	Pct.
1948	Frank Cochran, Delta St.	22	36	43	83.7
1949	Jim Walsh, Spring Hill	25	62	75	82.7
1950	Dean Ehlers, Central Methodist	33	186	213	87.3
1951	Jim Hoverder, Central Mo.	23	75	85	88.2
1952	Jim Fenton, Akron	24	104	121	86.0
1953	Dick Parfitt, Central Mich.	22	93	105	88.6
1954	Bill Parrott, David Lipscomb	24	174	198	87.9

Season	Player, Team	G	FT	FTA	Pct.
1955	Pete Kovacs, Monmouth (Ill.)	20	175	199	87.9
1956	Fred May, Loras	22	127	146	87.0
1957	Jim Sutton, South Dakota St.	22	127	138	92.0
1958	Arnold Smith, Allen	22	103	113	91.2
1959	Bill Reece, Lenoir-Rhyne	27	84	92	91.3
1960	Ron Slaymaker, Emporia St.	20	80	88	90.9
1961	Harvey Rosen, Wilkes	22	105	115	91.3
1962	Wayne Mahone, Stephen F. Austin	26	76	84	90.5
1963	Jon Hagen, Minn. St. Mankato	25	76	82	92.7
1964	Steve Nisenson, Hofstra	28	230	252	91.3
1965	Jon Hagen, Minn. St. Mankato	23	103	112	92.0
1966	Jack Cryan, Rider	25	182	198	91.9
1967	Kent Andrews, McNeese St.	22	101	110	91.8
1968	Kent Andrews, McNeese St.	24	85	90	94.4
1969	Joe Cullen, Hartwick	18	96	103	93.2
1970	John Rinka, Kenyon	23	234	263	89.0
1971	Ed Roeth, Defiance	26	138	152	90.8
1972	Jeff Kuntz, St. Norbert	25	142	155	91.6
1973	Bob Kronisch, Brooklyn	30	93	105	88.6
1974	Terry Gill, New Orleans	30	97	105	92.4
1975	Clarence Rand, Alabama St.	29	91	101	90.1
1976	Billy Newton, Morgan St.	28	85	90	94.4
1977	Emery Sammons, Philadelphia U.	28	145	157	92.4
1978	Dana Skinner, Merrimack	28	142	154	92.2
1979	Jack Sparks, Bentley	28	76	84	90.5
1980	Grey Giovanine, Central Mo.	28	75	83	90.4
1981	Ted Smith, SIU Edwardsville	26	67	73	91.8
1982	Carl Gonder, Augustana (S.D.)	27	86	93	92.5
1983	Joe Sclafani, New Haven	28	86	98	87.8
1984	Darrell Johnston, Southern N.H.	29	74	81	91.4
1985	Tom McDonald, South Dakota St.	33	88	97	90.7
1986	Todd Mezzullo, Alas. Fairbanks	27	114	125	91.2
1987	Mike Sanders, Northern Colo.	28	82	87	94.3
1988	Charles Byrd, West Tex. A&M	29	92	99	92.8
1989	Mike Boschee, North Dakota	28	71	77	92.2
1990	Mike Morris, Ala.-Huntsville	28	114	125	91.2
1991	Ryun Williams, South Dakota	30	114	125	91.2
1992	Hal McManus, Lander	28	110	119	92.4
1993	Jason Williams, New Haven	27	115	125	92.0
1994	Jay Harrie, Mont. St.-Billings	26	86	92	93.5
1995	Jim Borodawka, Mass.-Lowell	27	74	80	92.5
1996	Paul Cluxton, Northern Ky.	32	100	108	92.6
1997	Paul Cluxton, Northern Ky.	35	94	94	*100.0
1998	Troy Nesmith, Gannon	27	146	158	92.4
1999	Travis Starns, Colorado Mines	26	87	93	93.5
2000	Jason Kreider, Michigan Tech	31	84	91	92.3
2001	C.J. Cowgill, Chaminade	22	113	119	95.0
2002	Curtis Small, Southampton	29	109	116	94.0
2003	Aaron Farley, Harding	30	137	146	93.8
2004	Ralph Steele, Seattle Pacific	27	82	90	91.1
2005	Lugman Jaaber, Virginia Union	34	125	139	89.9
2006	Marcus Martinez, Cal St. Stanislaus	27	75	80	93.8
2007	Richard Stone, St. Andrews	28	101	110	91.8

*record

Rebound Average

Season	Player, Team	G	Reb.	Avg.
1951	Walter Lenz, Frank. & Marsh.	17	338	19.9
1952	Charley Wrinn, Trinity (Conn.)	19	486	25.6
1953	Ellerbe Neal, Wofford	23	609	26.5
1954	R.C. Owens, Albortson	25	677	27.1
1955	Tom Hart, Middlebury	22	649	29.5
1956	Tom Hart, Middlebury	21	620	*29.5
1957	Jim Smith, Steubenville	26	651	25.0
1958	Marv Becker, Widener	18	450	25.0
1959	Jim Davis, King's (Pa.)	17	384	22.6
1960	Jackie Jackson, Virginia Union	19	424	†24.1
1961	Jackie Jackson, Virginia Union	26	641	24.7
1962	Jim Ahrens, Buena Vista	28	682	24.4
1963	Gerry Govan, St. Mary's (Kan.)	18	445	24.7
1964	Ernie Brock, Virginia St.	24	597	24.9
1965	Dean Sandifer, Lakeland	23	592	25.7
1966	Frank Stroncsek, American Int'l	26	717	27.6
1967	Frank Stroncsek, American Int'l	25	602	24.1
1968	Ron Horton, Delaware St.	23	543	23.6
1969	Wilbert Jones, Albany St. (Ga.)	28	670	23.9
1970	Russell Jackson, Southern U.	22	544	24.7
1971	Tony Williams, St. Francis (Me.)	24	599	25.0
1972	No rankings			
1973	No rankings			

Season	Player, Team	G	Reb.	Avg.
1974	Larry Johnson, Prairie View	23	519	22.6
1975	Major Jones, Albany St. (Ga.)	27	608	22.5
1976	Major Jones, Albany St. (Ga.)	24	475	19.8
1977	Andre Means, Sacred Heart	32	516	16.1
1978	Scott Mountz, California (Pa.)	24	431	18.0
1979	Keith Smith, Shaw	20	329	16.5
1980	Ricky Mahorn, Hampton	31	490	15.8
1981	Earl Jones, Dist. Columbia	25	333	13.3
1982	Donnie Carter, Tuskegee	29	372	12.8
1983	David Binion, N.C. Central	25	400	16.0
1984	Jerome Kersey, Longwood	27	383	14.2
1985	Charles Oakley, Virginia Union	31	535	17.3
1986	Raheem Muhammad, Wayne St. (Mich.)	31	428	13.8
1987	Andre Porter, Southampton	23	309	13.4
1988	Anthony Ikeobi, Clark Atlanta	27	380	14.1
1989	Toby Barber, Winston-Salem	24	327	13.6
1990	Leroy Gasque, Morris Brown	24	375	15.6
1991	Sheldon Owens, Shaw	27	325	12.0
1992	David Allen, Wayne St. (Neb.)	28	362	12.9
1993	James Hector, American Int'l	28	389	13.9
1994	Pat Armour, Jacksonville St.	25	363	14.5
1995	Lorenzo Poole, Albany St. (Ga.)	26	417	16.0
1996	J.J. Sims, West Ga.	28	374	13.4
1997	Kebu Stewart, Cal St. Bakersfield	33	442	13.4
1998	Antonio Garcia, Ky. Wesleyan	33	457	13.8
1999	Antonio Garcia, Ky. Wesleyan	37	540	14.6
2000	Howard Jackson, Lincoln Memorial	24	321	13.4
2001	Colin Duchacme, Longwood	31	490	15.8
2002	Danny Jones, Tarleton St.	33	416	13.0
2003	Billy McDaniel, Ark.-Monticello	27	345	12.8
2004	Jack Bain, UC-Colo. Spgs	27	336	12.4
2005	Ramel Allen, Bridgeport	30	423	14.1
2006	Raheim Lowery, Dowling	27	342	12.7
2007	Eric Dawson, Midwestern St.	30	341	11.4

*record; †Championship determined by highest individual recoveries out of total by both teams in all games.

Assist Average

Season	Player, Team	G	Ast.	Avg.
1989	Steve Ray, Bridgeport	32	*400	*12.5
1990	Steve Ray, Bridgeport	33	385	11.7
1991	Adrian Hutt, Metro St.	28	285	10.2
1992	Tony Smith, Pfeiffer	35	349	10.0
1993	Demetri Beekman, Assumption	23	264	11.5
1994	Ernest Jenkins, N.M. Highlands	27	277	10.3
1995	Ernest Jenkins, N.M. Highlands	27	291	10.8
1996	Bobby Banks, Metro St.	27	244	9.0
1997	Emanuel Richardson, Pitt.-Johnstown	27	235	8.7
1998	Emanuel Richardson, Pitt.-Johnstown	29	260	9.0
1999	Shawn Brown, Merrimack	27	223	8.3
2000	Todd Chappell, Texas Wesleyan	27	263	9.7
2001	Javar Cheatham, Gannon	30	283	9.4
2002	Pat Delany, St. Anselm	30	234	7.8
2003	Clayton Smith, Metro St.	33	274	8.3
2004	Deshawn Bowman, Columbus St.	27	220	8.1
2005	Darnell Miller, West Ga.	28	219	7.8
2006	Ryan Nelson, Grand Canyon	27	263	9.7
2007	Zack Whiting, Chaminade	27	289	10.7

*record

Blocked-Shot Average

Season	Player, Team	G	Blk.	Avg.
1993	Antonio Harvey, Pfeiffer	29	155	*5.3
1994	Johnny Tyson, Central Okla.	27	126	4.7
1995	Kino Outlaw, Mount Olive	28	124	4.4
1996	John Burke, Southampton	28	142	5.1
1997	Garth Joseph, St. Rose	34	124	3.6
1998	James Doyle, Concord	30	*157	5.2
1999	Chandar Bingham, Virginia Union	27	95	3.5
2000	Josh Stanhiser, Columbia Union	25	87	3.5
2001	Jason Roseto, Edinboro	23	97	4.2
2002	George Bailey, Lock Haven	20	79	4.0
2003	Aaron Davis, Southern Conn. St.	25	103	4.1
2004	Kenyon Gamble, Tuskegee	28	142	5.1
2005	Ramel Allen, Bridgeport	30	146	4.9
2006	Bryan Grier, Wingate	31	151	4.9
2007	Sean McKeon, Kutztown	28	117	4.2

*record

Steal Average

Season	Player, Team	G	Stl.	Avg.
1993	Marcus Stubblefield, Queens (N.C.)	28	110	3.9
1994	Ken Francis, Molloy	27	116	4.3
1995	Shannon Holmes, NYIT	30	110	3.7
1996	David Clark, Bluefield St.	31	118	3.8
1997	Devlin Herring, Pitt.-Johnstown	27	122	4.5
1998	Terrance Gist, S.C. Upstate	29	122	4.2
1999	Wayne Copeland, Lynn	31	125	4.0

Season	Player, Team	G	Stl.	Avg.
2000	Wayne Copeland, Lynn	26	129	*5.0
2001	J.R. Gamble, Queens (N.C.)	32	139	4.3
2002	Shahar Golan, Assumption	30	106	3.5
2003	Gerry McNair, C.W. Post	30	103	3.4
2004	Luqman Jaaber, Virginia Union	30	103	3.4
2005	Shaun McKie, Salem Int'l	31	111	3.6
2006	Drew Williamson, Metro St.	31	114	3.7
2007	Japhet McNeil, Bridgeport	31	125	4.0

*record

Annual Team Champions

Won-Lost Percentage

Season	Team	Won	Lost	Pct.
1968	Monmouth	27	2	.931
1969	Alcorn St.	26	1	.963
1970	Central Wash.	31	2	.939
1971	Kentucky St.	31	2	.939
1972	Olivet	22	1	.957
1973	Coe	24	1	.960
1974	West Ga.	29	4	.879
1975	Bentley	23	2	.920
1976	Philadelphia U.	25	3	.893
1977	Clarion	27	3	.900
	Kentucky St.	27	3	.900
	Towson	27	3	.900
1978	Green Bay	30	2	.938
1979	Roanoke	25	3	.893
1980	Alabama St.	32	2	.941
1981	Mt. St. Mary's	28	3	.903
1982	Cheyney	28	3	.903
1983	Dist. Columbia	29	3	.906
1984	Norfolk St.	29	2	.935
1985	Jacksonville St.	31	1	.969
	Virginia Union	31	1	.969
1986	Wright St.	28	3	.903
1987	Norfolk St.	28	3	.903
1988	Fla. Southern	31	3	.912
1989	UC Riverside	30	4	.882
1990	Ky. Wesleyan	31	2	.939
1991	Southwest Baptist	29	3	.906
1992	California (Pa.)	31	2	.939
1993	Cal St. Bakersfield	33	0	1.000
1994	Philadelphia U.	29	2	.935
1995	Jacksonville St.	24	1	.960
1996	Fort Hays St.	34	0	1.000
1997	Fort Hays St.	29	2	.935
1998	UC Davis	31	2	.939
1999	Ky. Wesleyan	35	2	.946
2000	Fla. Southern	32	2	.941
2001	Adelphi	31	1	.969
2002	Cal St. San B'dino	28	2	.933
	Northeastern St.	28	2	.933
2003	Northeastern St.	32	3	.914
2004	Metro St.	32	3	.914
2005	Virginia Union	30	4	.882
	Findlay	30	4	.882
2006	Delta St.	30	2	.938
2007	Winona St.	35	1	.972

Season	Team	G	W-L	Pts.	Avg.
1961	Lawrence Tech	25	19-6	2,409	96.4
1962	Troy	25	20-5	2,402	96.1
1963	Miles	21	17-4	2,011	95.8
1964	Benedict	27	19-8	2,730	101.1
1965	Ark.-Pine Bluff	26	22-4	2,655	102.1
1966	Southern Cal College	23	15-8	2,480	107.8
1967	Lincoln (Mo.)	27	24-3	2,925	108.3
1968	Stillman	26	17-9	2,898	111.5
1969	Norfolk St.	25	21-4	2,653	106.1
1970	Norfolk St.	26	19-7	2,796	107.5
1971	Savannah St.	29	18-11	3,051	105.2
1972	Florida A&M	28	18-10	2,869	102.5
1973	Md.-East. Shore	31	26-5	2,974	95.9
1974	Texas Southern	28	15-13	2,884	103.0
1975	Prairie View	26	16-10	2,774	106.7
1976	Southern U.	27	13-14	2,637	97.7
1977	Virginia Union	30	25-5	2,966	98.9
1978	Merrimack	28	22-6	2,606	93.1
1979	Armstrong Atlantic	27	21-6	2,626	97.3
1980	Ashland	27	11-16	2,514	93.1
1981	Virginia St.	31	20-11	2,761	89.1
1982	Alabama St.	28	22-6	2,429	86.8
1983	Virginia St.	29	19-10	2,802	96.6
1984	Southern N.H.	29	18-11	2,564	88.4
1985	Alabama A&M	31	21-10	2,881	92.9
1986	Alabama A&M	32	23-9	2,897	90.5
1987	Alabama A&M	30	23-7	2,826	94.2
1988	Oakland	28	19-9	2,685	95.9
1989	Stonehill	32	23-9	3,244	101.4
1990	Jacksonville St.	29	24-5	2,872	99.0
1991	Troy	30	22-8	3,259	108.6
1992	Troy	29	23-6	3,513	*121.1
1993	Central Okla.	29	23-6	3,293	113.6
1994	Central Okla.	27	17-10	2,782	103.0
1995	Central Okla.	30	23-7	3,219	107.3
1996	Central Okla.	29	19-10	2,933	101.1
1997	Mont. St.-Billings	28	22-6	2,904	103.7
1998	Mont. St.-Billings	28	21-7	2,945	105.2
1999	Central Okla.	27	16-11	2,657	98.4
2000	Mont. St.-Billings	26	17-9	2,460	94.6
2001	Mont. St.-Billings	27	18-9	2,648	98.1
2002	Mont. St.-Billings	28	21-7	2,559	91.4
2003	Pfeiffer	31	22-9	2,926	94.4
2004	Pfeiffer	34	31-3	3,278	96.4
2005	Pfeiffer	32	27-5	3,042	95.1
2006	West Liberty St.	29	21-8	2,841	98.0
2007	West Liberty St.	30	25-5	2,962	98.7

*record

Scoring Offense

Season	Team	G	W-L	Pts.	Avg.
1948	St. Anselm	19	12-7	1,329	69.9
1949	Charleston (W.V.)	26	18-8	2,023	77.8
1950	Charleston (W.V.)	31	22-9	2,477	79.9
1951	Beloit	23	18-5	1,961	85.3
1952	Lambuth	22	17-5	1,985	90.2
1953	Arkansas Tech	21	20-1	1,976	94.1
1954	Montclair St.	22	18-4	2,128	96.7
1955	West Va. Tech.	20	15-5	2,150	107.5
1956	West Va. Tech.	22	16-6	2,210	100.5
1957	West Va. Tech.	29	26-3	2,976	102.6
1958	West Va. Tech.	29	24-5	2,941	101.4
1959	Grambling	29	28-1	2,764	95.3
1960	Mississippi Col.	19	15-4	2,169	114.2

Scoring Defense

Season	Team	G	W-L	Pts.	Avg.
1948	Miss. Industrial	15	13-2	436	±29.1
1949	Gordon	20	16-4	655	32.8
1950	Tex. A&M-Corp. Chris.	26	25-1	1,030	39.6
1951	St. Martin's	24	11-13	1,137	47.4
1952	Truman	19	12-7	876	46.1
1953	Sacramento St.	26	18-8	1,381	53.1
1954	Sacramento St.	18	9-9	883	49.1
1955	Amherst	22	16-6	1,233	56.0
1956	Amherst	22	16-6	1,277	58.0
1957	Stephen F. Austin	26	23-3	1,337	51.4
1958	McNeese St.	23	19-4	1,068	46.4
1959	Humboldt St.	23	14-9	1,166	50.7
1960	Wittenberg	24	22-2	1,122	46.8

Season	Team	G	W-L	Pts.	Avg.
1961	Wittenberg.....	29	25-4	1,270	43.8
1962	Wittenberg.....	26	21-5	1,089	41.9
1963	Wittenberg.....	28	26-2	1,285	45.9
1964	Wittenberg.....	23	18-5	1,186	51.6
1965	Cheyney.....	25	24-1	1,393	55.7
1966	Chicago.....	16	12-4	894	55.9
1967	Ashland.....	24	21-3	1,025	42.7
1968	Ashland.....	30	23-7	1,164	38.8
1969	Ashland.....	30	26-4	1,017	33.9
1970	Ashland.....	27	23-4	1,118	41.4
1971	Ashland.....	28	25-3	1,523	54.4
1972	Chicago.....	20	16-4	1,132	56.6
1973	Steubenville.....	29	22-7	1,271	43.8
1974	Steubenville.....	26	14-12	1,336	51.4
1975	Cal Poly.....	26	15-11	1,590	61.2
1976	Green Bay.....	29	21-8	1,768	61.0
1977	Green Bay.....	29	26-3	1,682	58.0
1978	Green Bay.....	32	30-2	1,682	52.6
1979	Green Bay.....	32	24-8	1,612	50.4
1980	Green Bay.....	27	15-12	1,577	58.4
1981	San Fran. St.....	26	17-9	1,463	56.3
1982	Cal Poly.....	29	23-6	1,537	53.0
1983	Cal Poly.....	28	18-10	1,553	55.5
1984	Cal Poly.....	28	20-8	1,458	52.1
1985	Cal Poly.....	27	16-11	1,430	53.0
1986	Lewis.....	30	24-6	1,702	56.7
1987	Denver.....	29	20-9	1,844	63.6
1988	N.C. Central.....	29	26-3	1,683	58.0
1989	N.C. Central.....	32	28-4	1,791	56.0
1990	Humboldt St.....	31	20-11	1,831	59.1
1991	Minn. Duluth.....	32	27-5	1,899	59.3
1992	Pace.....	30	23-7	1,517	50.6
1993	Philadelphia U.....	32	30-2	1,898	59.3
1994	Pace.....	29	19-10	1,715	59.1
1995	Armstrong Atlantic.....	31	20-11	1,929	62.2
1996	Coker.....	26	16-10	1,592	61.2
1997	Fort Hays St.....	31	29-2	1,837	59.3
1998	Presbyterian.....	28	16-12	1,704	60.9
1999	Incarnate Word.....	30	28-2	1,727	57.6
2000	Wingate.....	30	26-4	1,775	59.2
2001	Henderson St.....	32	22-10	1,919	60.0
2002	Tusculum.....	28	15-13	1,600	57.1
2003	Barry.....	28	18-10	1,490	53.2
2004	Valdosta St.....	29	25-4	1,514	52.2
2005	Adelphi.....	29	22-7	1,609	55.5
2006	Adelphi.....	32	27-5	1,749	54.7
2007	Bentley.....	33	32-1	1,898	57.5

‡record since 1948

Scoring Margin

Season	Team	Off.	Def.	Mar.
1950	Montana.....	77.4	57.7	19.7
1951	Eastern Ill.....	84.7	57.9	26.8
1952	Texas St.....	77.4	48.9	28.5
1953	Arkansas Tech.....	94.7	74.3	20.4
1954	Texas Southern.....	89.2	63.3	25.9
1955	Mt. St. Mary's.....	95.2	73.3	21.9
1956	Western Ill.....	92.5	72.1	20.4
1957	West Va. Tech.....	102.6	77.2	25.4
1958	Tennessee St.....	88.7	64.1	24.6
1959	Grambling.....	95.3	73.3	22.0
1960	Mississippi Col.....	114.2	92.9	21.3
1961	Bryan.....	93.8	62.4	*31.4
1962	Mansfield.....	87.6	64.7	22.9
1963	Gorham St.....	94.7	69.7	25.0
1964	Central Conn. St.....	94.5	67.7	26.8
1965	Cheyney.....	80.7	55.7	25.0
1966	Cheyney.....	90.0	64.4	25.6
1967	Lincoln (Mo.).....	108.3	82.2	26.1
1968	Western New Eng.....	104.7	76.8	27.9
1969	Indiana (Pa.).....	88.6	64.5	24.1
1970	Husson.....	106.1	79.0	27.1
1971	Kentucky St.....	103.5	78.2	25.3
1972	Brockport St.....	93.8	70.3	23.5
1973	Green Bay.....	71.2	52.1	19.1
1974	Alcorn St.....	96.9	79.8	17.1
1975	Bentley.....	95.2	78.7	16.5
1976	UCF.....	94.8	78.4	16.4
1977	Texas Southern.....	88.4	71.9	16.5
1978	Green Bay.....	68.8	52.6	16.2

Season	Team	Off.	Def.	Mar.
1979	Roanoke.....	77.8	60.8	17.0
1980	UCF.....	91.7	72.1	19.6
1981	West Ga.....	88.5	70.2	18.3
1982	Minn. Duluth.....	81.7	64.8	16.9
1983	Minn. Duluth.....	84.8	69.8	15.0
1984	Chicago St.....	85.9	70.2	15.7
1985	Virginia Union.....	87.6	67.8	19.8
1986	Mt. St. Mary's.....	80.0	65.7	14.3
1987	Ky. Wesleyan.....	92.4	72.9	19.8
1988	Fla. Southern.....	89.6	70.5	19.1
1989	Virginia Union.....	88.2	69.6	18.6
1990	Ky. Wesleyan.....	97.3	76.8	20.5
1991	Ashland.....	99.8	78.2	21.6
1992	Oakland City.....	99.5	77.1	22.4
1993	Philadelphia U.....	78.8	59.3	19.4
1994	Oakland City.....	87.8	65.5	22.3
1995	Jacksonville St.....	101.2	77.6	23.6
1996	Fort Hays St.....	92.1	70.2	21.9
1997	Fort Hays St.....	84.1	59.3	24.8
1998	Oakland City.....	85.8	64.1	21.7
1999	Incarnate Word.....	78.5	57.6	21.0
2000	Metro St.....	87.0	67.9	19.1
2001	Adelphi.....	85.3	65.7	19.7
2002	Ky. Wesleyan.....	91.3	72.7	18.6
2003	Ky. Wesleyan.....	88.9	72.7	16.3
2004	Metro St.....	93.4	65.3	28.1
2005	Oakland City.....	83.5	63.2	20.3
2006	Pitt.-Johnstown.....	80.1	62.9	17.2
2007	Winona St.....	85.6	66.5	19.1

*record

Field-Goal Percentage

Season	Team	FG	FGA	Pct.
1948	Tex. A&M-Commerce.....	445	1,119	39.8
1949	Missouri St.....	482	1,106	43.6
1950	Tex. A&M-Corp. Chris.....	555	1,290	43.0
1951	Beloit.....	773	1,734	44.6
1952	Missouri St.....	890	1,903	46.8
1953	Lebanon Valley.....	637	1,349	47.2
1954	San Diego St.....	675	1,502	44.9
1955	UC Santa Barb.....	672	1,383	48.6
1956	UC Santa Barb.....	552	1,142	48.3
1957	Alderson-Broadus.....	1,006	2,094	48.0
1958	N.C. A&T.....	552	1,072	51.5
1959	Grambling.....	1,111	2,205	50.4
1960	William Carey.....	708	1,372	51.6
1961	Virginia Union.....	908	1,735	52.3
1962	West Va. Tech.....	871	1,575	55.3
1963	Lenoir-Rhyne.....	869	1,647	52.8
1964	LeMoyne-Owen.....	844	1,520	55.5
1965	Southern U.....	1,036	1,915	54.1
1966	Howard Payne.....	932	1,710	54.5
1967	Alabama St.....	874	1,555	56.2
1968	South Carolina St.....	588	1,010	58.2
1969	Southampton.....	846	1,588	53.3
1970	Savannah St.....	1,145	1,969	58.2
1971	Alabama St.....	1,196	2,100	57.0
1972	Florida A&M.....	1,194	2,143	55.7
1973	Green Bay.....	929	1,700	54.6
1974	Kentucky St.....	1,252	2,266	55.3
1975	Kentucky St.....	1,121	1,979	56.6
1976	Kentucky St.....	1,093	1,753	*62.4
1977	Merrimack.....	1,120	2,008	55.8
1978	Green Bay.....	840	1,509	55.7
1979	Morris Brown.....	980	1,763	55.6
1980	UNC Pembroke.....	849	1,544	55.0
1981	Bellarmino.....	851	1,561	54.5
1982	Fla. Southern.....	943	1,644	57.4
1983	Lewis.....	807	1,448	55.7
1984	Lewis.....	851	1,494	57.0
1985	Virginia Union.....	1,132	1,967	57.5
1986	Tampa.....	856	1,546	55.4
1987	Johnson Smith.....	995	1,817	54.8
1988	Fla. Southern.....	1,118	2,026	55.2
1989	Millersville.....	1,119	2,079	53.8
1990	S.C. Upstate.....	954	1,745	54.7
1991	S.C. Upstate.....	923	1,631	56.6
1992	S.C. Upstate.....	898	1,664	54.0
1993	Cal St. Bakersfield.....	1,002	1,849	54.2
1994	Southern Ind.....	1,171	2,142	54.7

Season	Team	FG	FGA	Pct.
1995	High Point	862	1,603	53.8
1996	Fort Hays St.	1,158	2,145	54.0
1997	Oakland City	961	1,821	52.8
1998	West Tex. A&M	953	1,841	51.8
1999	South Dakota	835	1,631	51.2
2000	Mo. Western St.	845	1,621	52.1
2001	Southern Ind.	1,014	1,937	52.3
2002	Neb.-Kearney	899	1,762	51.0
2003	Michigan Tech	920	1,740	52.9
2004	BYU-Hawaii	824	1,573	52.4
2005	Colo. Christian	859	1,642	52.3
2006	Southern Ind.	1,042	1,974	52.8
2007	Winona St.	1,128	2,162	52.2

*record

Field-Goal Percentage Defense

Season	Team	FG	FGA	Pct.
1978	Green Bay	681	1,830	37.2
1979	Green Bay	639	1,709	37.4
1980	Wis.-Parkside	688	1,666	41.3
1981	Central St. (Ohio)	675	1,724	39.2
1982	Minn. St. Mankato	699	1,735	40.3
1983	Central Mo.	746	1,838	40.6
1984	Norfolk St.	812	1,910	42.5
1985	Central Mo.	683	1,660	41.1
1986	Norfolk St.	782	1,925	40.6
1987	Denver	691	1,709	40.4
1988	Minn. Duluth	702	1,691	41.5
1989	N.C. Central	633	1,642	38.6
1990	Central Mo.	696	1,757	39.6
1991	Southwest Baptist	758	1,942	39.0
1992	Virginia Union	766	2,069	37.0
1993	Pfeiffer	767	2,028	37.8
1994	Virginia Union	705	1,966	35.9
1995	Virginia Union	723	1,973	36.6
1996	Virginia Union	718	1,944	36.9
1997	St. Rose	887	2,409	36.8
1998	Delta St.	705	1,930	36.5
1999	Delta St.	610	1,652	36.9
2000	Fla. Southern	702	1,887	37.2
2001	Tampa	631	1,723	36.6
2002	Tarleton St.	657	1,837	*35.8
2003	Tarleton St.	655	1,757	37.3
2004	Central Ark.	624	1,699	36.7
2005	Adelphi	539	1,432	37.6
2006	Adelphi	546	1,524	35.8
2007	Grand Valley St.	677	1,831	37.0

*record

Three-Point Field Goals Made Per Game

Season	Team	G	3FG	Avg.
1987	Northern Mich.	27	187	6.9
1988	Sacramento St.	30	303	10.1
1989	Central Okla.	27	280	10.4
1990	Stonehill	27	259	9.6
1991	Hillsdale	27	318	11.8
1992	Troy	29	*444	*15.3
1993	Hillsdale	28	366	13.1
1994	Hillsdale	25	315	12.6
1995	Hillsdale	29	330	11.4
1996	Mont. St.-Billings	28	304	10.9
1997	Mont. St.-Billings	28	394	14.1
1998	Mont. St.-Billings	28	375	13.4
1999	Mont. St.-Billings	28	355	12.7
2000	Mont. St.-Billings	26	294	11.3
2001	Mont. St.-Billings	27	284	10.5
2002	St. Anselm	30	301	10.0
2003	Bemidji St.	29	338	11.7
2004	Mont. St.-Billings	27	334	12.4
2005	Oakland City	31	394	12.7
2006	Mont. St.-Billings	28	360	12.9
2007	Fairmont St.	28	296	10.6

*record

Three-Point Field-Goal Percentage

Season	Team	G	3FG	3FGA	Pct.
1987	St. Anselm	30	97	189	51.3
1988	Winston-Salem	28	98	182	*53.8
1989	Mississippi Col.	27	144	276	52.2
1990	Shaw	27	74	143	51.7
1991	Rollins	28	278	585	47.5
1992	Oakland City	30	244	486	50.2
1993	Oakland City	32	215	465	46.2
1994	Oakland City	28	225	495	45.5
1995	Oakland City	30	256	561	45.6
1996	Oakland City	31	260	537	48.4
1997	Oakland City	30	311	651	47.8
1998	Michigan Tech	31	267	613	43.6
1999	South Dakota	29	258	577	44.7
2000	Eckerd	28	156	366	42.6
2001	Mesa St.	27	152	346	43.9
2002	Michigan Tech	30	216	499	43.3
2003	Michigan Tech	32	252	581	43.4
2004	Alas. Anchorage	30	280	612	45.8
2005	Colo. Christian	28	220	493	44.6
2006	Grand Canyon	27	286	640	44.7
2007	Metro St.	32	298	675	44.1

*record

Free-Throw Percentage

Season	Team	FT	FTA	Pct.
1948	Charleston (W.V.)	446	659	67.7
1949	Linfield	276	402	68.7
1950	Jacksonville St.	452	613	73.7
1951	Millikin	603	846	71.3
1952	Eastern Ill.	521	688	75.7
1953	Upsala	513	69	74.0
1954	Central Mich.	376	509	73.9
1955	Mississippi Col.	559	733	76.3
1956	Wheaton (Ill.)	625	842	74.2
1957	Wheaton (Ill.)	689	936	73.6
1958	Wheaton (Ill.)	517	689	75.0
1959	Wabash	418	545	76.7
1960	Allen	225	297	75.8
1961	Missouri St.	453	605	74.9
1962	Lenoir-Rhyne	477	599	79.6
1963	Hampden-Sydney	442	559	79.1
1964	Western Caro.	492	621	79.2
1965	Mississippi Col.	529	663	79.8
1966	Athens St.	631	802	78.7
1967	Northwestern St.	528	678	77.9
1968	Kenyon	684	858	79.7
1969	Kenyon	583	727	80.2
1970	Wooster	571	714	80.0
1971	South Ala.	422	518	81.5
1972	Clark Atlanta	409	520	78.7
1973	Rockford (Ill.)	367	481	76.3
1974	New Orleans	537	701	76.6
1975	Alabama St.	456	565	80.7
1976	Alabama St.	451	576	78.3
1977	Puget Sound	495	637	77.7
1978	Merrimack	508	636	79.9
1979	Bentley	506	652	77.6
1980	Philadelphia U.	436	549	79.4
1981	Coppin St.	401	514	78.0
1982	Fla. Southern	726	936	77.6
1983	Transylvania	463	606	76.4
1984	Transylvania	491	639	76.8
1985	Minn. St. Mankato	349	445	78.4
1986	Southern N.H.	507	672	75.4
1987	Columbus St.	339	433	78.3
1988	Rollins	631	795	79.4
1989	Rollins	477	607	78.6
1990	Rollins	449	582	77.1
1991	Lenoir-Rhyne	441	564	78.2
1992	Adams St.	397	512	77.5
1993	Philadelphia U.	491	630	77.9
1994	West Liberty St.	473	602	78.6
1995	Western St.	469	603	77.8
1996	South Dakota	501	648	77.3
1997	Hawaii-Hilo	471	606	77.7
1998	Gannon	473	573	*82.5
1999	Minn. Duluth	430	547	78.6

Season	Team	FT	FTA	Pct.
2000	Bemidji St.	386	492	78.5
2001	Morningside	383	485	79.0
2002	St. Cloud St.	461	587	78.5
2003	South Dakota	452	566	79.9
2004	Seattle Pacific	455	573	79.4
2005	St. Anselm	549	676	81.2
2006	Western Wash.	590	751	78.6
2007	Northwest Nazarene	384	473	81.2

*record

Season	Team	Off.	Def.	Mar.
1985	Virginia Union	44.1	32.0	12.1
1986	Tampa	39.9	28.0	11.8
1987	Millersville	44.7	33.8	10.9
1988	Clark Atlanta	44.7	32.5	12.1
1989	Hampton	46.7	36.3	10.3
1990	Fla. Atlantic	41.0	29.4	11.6
1991	California (Pa.)	44.6	32.0	12.6
1992	Oakland City	43.4	31.8	11.6
1993	Metro St.	45.5	32.0	13.5
1994	Oakland City	44.0	33.7	10.3
1995	Jacksonville St.	47.7	35.2	12.5
1996	Virginia Union	48.0	36.1	11.9
1997	Southern Conn. St.	41.6	32.3	9.3
1998	South Dakota St.	46.5	35.9	10.6
1999	Ky. Wesleyan	44.8	32.6	12.2
2000	Salem Int'l.	44.2	32.1	12.1
2001	Salem Int'l.	42.6	31.3	11.4
2002	Tarleton St.	43.0	32.0	11.1
2003	South Dakota St.	44.1	32.5	11.6
2004	Washburn	42.5	30.7	11.8
2005	Fla. Gulf Coast	41.5	31.3	10.2
2006	Gannon	38.8	27.5	11.3
2007	Fla. Gulf Coast	44.5	33.7	10.8

*record

Rebound Margin

Season	Team	Off.	Def.	Mar.
1976	Mississippi Val.	63.9	39.5	*24.4
1977	Philadelphia U.	38.7	24.1	14.6
1978	Mass.-Lowell	49.0	37.5	11.5
1979	Dowling	48.2	32.6	15.6
1980	Ark.-Pine Bluff	40.3	25.9	14.4
1981	Green Bay	40.6	26.5	14.1
1982	Central St. (Ohio)	48.0	37.2	10.8
1983	Hampton	50.2	38.5	11.8
1984	California (Pa.)	46.4	33.1	13.3

2007 Most-Improved Teams

School (Coach)	2007	2006	*Games Improved
1. Dist. Columbia (Julius Smith)	20-9	1-22	16
2. Millersville (Fred Thompson)	28-5	10-17	15
3. NYIT (Sal Lagano)	20-9	5-22	14
4. Virginia St. (Tony Collins)	20-8	9-20	11½
5. UC-Colo. Spgs. (Russ Caton)	16-12	5-22	10½
5. Lander (Bruce Evans)	17-11	9-21	10½
7. Cal St. San B'dino (Jeff Oliver)	26-6	13-13	10
8. Bentley (Jay Lawson)	32-1	21-9	9½
8. Indianapolis (Todd Sturgeon)	13-13	4-23	9½
10. Incarnate Word (Ken Burmeister)	18-11	8-19	9
11. Southwestern Okla. (Todd Thurman)	17-10	9-19	8½

School (Coach)	2007	2006	*Games Improved
12. Barry (Cesar Odio)	23-7	15-15	8
12. Lock Haven (John Wilson)	12-15	4-23	8
14. Augusta St. (Darren Metress)	24-7	15-13	7½
14. Bluefield St. (Donald Jones)	10-19	2-26	7½
14. Fla. Gulf South (Dave Balza)	27-6	18-12	7½
14. Humboldt St. (Tom Wood)	26-4	17-10	7½
14. Pittsburg St. (Gene Iba)	18-13	9-19	7½
19. Bloomsburg (John Sanow)	13-14	6-21	7
19. Southeastern Okla. (Tony Robinson)	27-5	18-10	7

*To determine games improved, add the difference in victories between the two seasons to the difference in losses, then divide by two.

All-Time Winningest Teams

Includes records as a senior college only; minimum 10 seasons of competition. Postseason games are included.

By Percentage

Team	Yrs.	Won	Lost	Pct.
1. Metro St.	23	487	204	.705
2. Philadelphia U.	72	1,207	527	.696
3. Lynn	14	280	126	.690
4. Virginia Union	82	1,359	615	.688
5. Southern N.H.	44	832	413	.668
6. Cheyney	44	810	403	.668
7. Southern Ind.	38	719	367	.662
8. St. Rose	33	621	327	.655
9. Ky. Wesleyan	93	1,343	709	.654
10. Central Wash.	100	1,545	825	.652
11. St. Mary's (Tex.)	53	968	519	.651
12. Bentley	44	766	426	.643
13. Gannon	63	1,044	597	.636
14. Northern St.	104	1,430	820	.636
15. LeMoyné-Owen	49	841	483	.635
16. Mesa St.	32	565	330	.631
17. Fairmont St.	82	1,352	794	.630
18. Drury	99	1,365	816	.626
19. Fort Hays St.	98	1,346	809	.625
20. Central Mo.	102	1,451	873	.624
21. Carson-Newman	49	919	554	.624
22. Cal St. San B'dino	23	388	236	.622
23. Millersville	106	1,271	780	.620
24. Incarnate Word	24	426	263	.618
25. North Dakota	102	1,407	872	.617
26. Grand Canyon	58	962	597	.617
27. St. Cloud St.	82	1,146	712	.617
28. Indiana (Pa.)	78	1,083	677	.615

Team	Yrs.	Won	Lost	Pct.
29. Fla. Southern	80	1,165	731	.614
30. Alas. Anchorage	30	535	336	.614

By Victories

Team	Yrs.	Won	Lost	Pct.
1. Central Wash.	100	1,545	825	.652
2. Central Mo.	102	1,451	873	.624
3. Northern St.	104	1,430	820	.636
4. North Dakota	102	1,407	872	.617
5. Drury	99	1,365	816	.626
6. Virginia Union	82	1,359	615	.688
7. Fairmont St.	82	1,352	794	.630
8. Fort Hays St.	98	1,346	809	.625
9. Ky. Wesleyan	93	1,343	709	.654
10. Washburn	101	1,336	925	.591
11. West Tex. A&M	86	1,329	862	.607
12. Pittsburg St.	98	1,273	1,021	.555
13. Millersville	106	1,271	780	.620
14. Emporia St.	101	1,245	1,010	.552
15. Neb.-Kearney	100	1,242	853	.593
16. Western Wash.	105	1,234	930	.570
17. Rockhurst	86	1,208	934	.564
West Chester	107	1,208	963	.556
19. Philadelphia U.	72	1,207	527	.696
Lenoir-Rhyne	86	1,207	945	.561
21. Northwest Mo. St.	91	1,204	874	.579
22. Cal St. Chico	94	1,193	1,051	.532
23. Bloomsburg	102	1,184	780	.603
24. Tex. A&M-Commerce	90	1,173	951	.552
25. Fla. Southern	80	1,165	731	.614
26. East Central	80	1,156	804	.590

Team	Yrs.	Won	Lost	Pct.
Indianapolis.....	83	1,156	816	.586
28. St. Cloud St.....	82	1,146	712	.617
Catawba.....	81	1,146	954	.546
30. Northern Mich.....	97	1,143	787	.592

Winningest Teams of the 2000s

BY PERCENTAGE

(Minimum 5 seasons as NCAA member)

Team	Yrs.	Won	Lost	Pct.
1. Metro St.....	8	223	43	.838
2. Findlay.....	7	174	41	.809
3. Southern Ind.....	8	209	50	.807
4. Cal St. San B'dino.....	8	184	47	.797
5. Neb.-Kearney.....	8	190	54	.779
6. Northwest Mo. St.....	8	192	59	.765
7. Adelphi.....	8	186	58	.762
8. Virginia Union.....	8	178	58	.754
9. Salem Int'l.....	8	184	61	.751
10. Tarleton St.....	8	182	64	.740
11. Pfeiffer.....	8	177	63	.738
12. South Dakota.....	8	174	62	.737
13. Alderson-Broaddus.....	8	179	65	.734
14. Ky. Wesleyan.....	8	176	65	.730
15. Eckerd.....	8	176	68	.721
16. Seattle Pacific.....	8	166	65	.719
17. St. Cloud St.....	8	167	68	.711
18. California (Pa.).....	8	166	69	.706
19. Bentley.....	8	173	73	.703
20. Charleston (W.V.).....	8	170	72	.702
21. Humboldt St.....	8	161	69	.700
22. Rollins.....	8	170	73	.700
23. Cal Poly Pomona.....	8	158	68	.699
24. Henderson St.....	8	170	74	.697
25. Cal St. Bakersfield.....	8	158	69	.696
26. Fort Hays St.....	8	160	70	.696
27. Winona St.....	8	173	76	.695
28. Washburn.....	8	167	74	.693
29. Mass.-Lowell.....	8	169	75	.693
30. Delta St.....	8	162	72	.692

BY VICTORIES

Team	Yrs.	Won	Lost	Pct.
1. Metro St.....	8	223	43	.838
2. Southern Ind.....	8	209	50	.807
3. Northwest Mo. St.....	8	192	59	.765
4. Neb.-Kearney.....	8	190	54	.779
5. Adelphi.....	8	186	58	.762
6. Cal St. San B'dino.....	8	184	47	.797
Salem Int'l.....	8	184	61	.751
8. Tarleton St.....	8	182	64	.740
9. Alderson-Broaddus.....	8	179	65	.734
10. Virginia Union.....	8	178	58	.754
11. Pfeiffer.....	8	177	63	.738
12. Ky. Wesleyan.....	8	176	65	.730
Eckerd.....	8	176	68	.721
14. Findlay.....	7	174	41	.809
South Dakota.....	8	174	62	.737
16. Bentley.....	8	173	73	.703
Winona St.....	8	173	76	.695
18. Charleston (W.V.).....	8	170	72	.702
Rollins.....	8	170	73	.700
Henderson St.....	8	170	74	.697
21. Mass.-Lowell.....	8	169	75	.693
22. Columbus St.....	8	168	76	.689
Northern Ky.....	8	168	78	.683
24. St. Cloud St.....	8	167	68	.711
Washburn.....	8	167	74	.693
26. Seattle Pacific.....	8	166	65	.719
California (Pa.).....	8	166	69	.706
28. Fla. Southern.....	8	165	74	.690
29. Bowie St.....	8	163	75	.685
29. Philadelphia U.....	8	163	76	.682

All-Time Won-Lost Records

(Alphabetical Listing; No Minimum Seasons of Competition)

Team	First Year	Yrs.	Won	Lost	Pct.
Abilene Christian.....	1920	86	1,015	953	.516
Adams St.....	1947	43	534	598	.472
Adelphi.....	1947	61	930	675	.579
Ala.-Huntsville.....	1974	34	480	490	.495
Alas. Anchorage.....	1978	30	535	336	.614
Alas. Fairbanks.....	1953	51	557	632	.468
Albany St. (Ga.).....	1961	47	744	585	.560
Alderson-Broaddus.....	1935	70	1,086	867	.556
American Int'l.....	1934	73	864	890	.493
Angelo St.....	1966	42	566	574	.496
Ark.-Monticello.....	1946	62	712	886	.446
Arkansas Tech.....	1915	84	1,084	905	.545
Armstrong Atlantic.....	1967	41	634	516	.551
Ashland.....	1921	87	1,028	875	.540
Assumption.....	1924	80	991	815	.549
Augusta St.....	1966	42	636	535	.543
Augustana (S.D.).....	1922	81	830	924	.473
Barry.....	1985	23	320	320	.500
Bellarmino.....	1951	57	744	728	.505
Belmont Abbey.....	1954	54	824	663	.554
Bemidji St.....	1922	85	866	979	.469
Bentley.....	1964	44	766	426	.643
Bloomsburg.....	1902	102	1,184	780	.603
Bridgeport.....	1948	60	862	733	.540
Bryant.....	1964	44	604	587	.507
BYU-Hawaii.....	1978	30	518	349	.597
C.W. Post.....	1957	51	812	514	.612
UC San Diego.....	1966	42	535	548	.494
Cal Poly Pomona.....	1948	60	836	766	.522
Cal St. Chico.....	1914	94	1,193	1,051	.532
Cal St. Dom. Hills.....	1978	30	384	419	.478
Cal St. L.A.....	1949	59	721	802	.473
Cal St. San B'dino.....	1985	23	388	236	.622
Cal St. Stanislaus.....	1967	41	504	587	.462
Carson-Newman.....	1959	49	919	554	.624
Catawba.....	1927	81	1,146	954	.546
Central Mo.....	1906	102	1,451	873	.624
Central Okla.....	1922	81	1,095	874	.556
Central Wash.....	1902	100	1,545	825	.652
Chadron St.....	1922	83	971	958	.503
Chaminade.....	1978	30	464	371	.556
Cheyney.....	1964	44	810	403	.668
Christian Bros.....	1955	53	773	724	.516
Clark Atlanta.....	1950	58	815	718	.532
Clayton St.....	1991	17	263	226	.538
UC-Colo. Spgs.....	1988	20	130	405	.243
Colo. Christian.....	1991	17	192	271	.415
Colorado Mines.....	1912	95	704	1,231	.364
Colorado St.-Pueblo.....	1964	44	729	484	.601
Columbus St.....	1968	40	655	441	.598
Delta St.....	1928	76	1,108	725	.604
Dowling.....	1967	41	620	522	.543
Drury.....	1909	99	1,365	816	.626
East Central.....	1928	80	1,156	804	.590
East Stroudsburg.....	1927	80	861	910	.486
Eastern N.M.....	1935	71	891	956	.482
Eckerd.....	1964	44	643	468	.579
Edinboro.....	1929	77	975	695	.584
Elizabeth City St.....	1950	58	826	692	.544
Emporia St.....	1902	101	1,245	1,010	.552
Erskine.....	1914	82	994	911	.522
Fairmont St.....	1917	82	1,352	794	.630
Fayetteville St.....	1937	64	807	823	.495
Ferris St.....	1926	79	943	875	.519
Findlay.....	1911	85	1,096	709	.607
Fla. Southern.....	1924	80	1,165	731	.614
Florida Tech.....	1965	43	449	678	.398
Fort Hays St.....	1908	98	1,346	809	.625
Fort Lewis.....	1964	44	560	599	.483
Francis Marion.....	1971	37	492	538	.478
Franklin Pierce.....	1964	44	680	470	.591
Gannon.....	1945	63	1,044	597	.636
GCSU.....	1971	37	528	510	.509
Glenville St.....	1909	88	1,140	951	.545
Grand Canyon.....	1950	58	962	597	.617
Grand Valley St.....	1967	41	691	452	.605
Harding.....	1958	50	658	722	.477
Hawaii Pacific.....	1979	29	505	362	.582

Team	First Year	Yrs.	Won	Lost	Pct.
Hawaii-Hilo	1977	31	524	379	.580
Henderson St.	1913	92	1,139	861	.570
Hillsdale	1900	104	982	1,146	.461
Humboldt St.	1924	84	832	928	.473
Incarnate Word	1981	24	426	263	.618
Indiana (Pa.)	1928	78	1,083	677	.615
Indianapolis	1923	83	1,156	816	.586
Johnson C. Smith	1929	67	906	691	.567
Ky. Wesleyan	1908	93	1,343	709	.654
Lake Superior St.	1947	61	774	694	.527
Lander	1969	39	637	521	.550
Le Moyne	1949	59	822	640	.562
LeMoyne-Owen	1959	49	841	483	.635
Lenoir-Rhyne	1920	86	1,207	945	.561
Lewis	1949	59	937	631	.598
Lincoln Memorial	1923	85	1,116	928	.546
Lock Haven	1919	83	629	987	.389
Lynn	1994	14	280	126	.690
Mansfield	1918	84	892	785	.532
Mars Hill	1964	44	510	715	.416
Mass.-Lowell	1967	41	550	545	.502
Mercyhurst	1972	36	495	465	.516
Merrimack	1950	58	732	743	.496
Mesa St.	1976	32	565	330	.631
Metro St.	1985	23	487	204	.705
Michigan Tech	1918	87	781	917	.460
Midwestern St.	1947	61	1,116	736	.603
Miles	1971	47	472	524	.474
Millersville	1900	106	1,271	780	.620
Minn. St. Mankato	1921	83	1,079	796	.575
Minn.-Duluth	1931	74	1,067	685	.609
Mo. Southern St.	1969	39	601	528	.532
Mo. Western St.	1970	38	660	451	.594
Mo.-Rolla	1910	95	761	1,159	.396
Mo.-St. Louis	1967	41	507	568	.472
Molloy	1993	15	142	267	.347
Mont. St.-Billings	1928	77	982	842	.538
Montevallo	1965	43	656	570	.535
Morehouse	1911	96	1,058	948	.527
UNC-Pembroke	1940	68	831	847	.495
N.C. Central	1928	73	1,016	788	.563
NJIT	1924	76	799	654	.550
N.M. Highlands	1924	81	829	982	.458
Neb.-Kearney	1907	100	1,242	853	.593
Neb.-Omaha	1913	90	979	993	.496
NYIT	1971	36	505	444	.532
Newberry	1913	92	926	1,182	.439
North Ala.	1932	73	941	765	.552
North Dakota	1905	102	1,407	872	.617
Northeastern St.	1925	71	948	852	.527
Northern Ky.	1972	36	604	418	.591
Northern Mich.	1907	97	1,143	787	.592
Northern St.	1903	104	1,430	820	.636
Northwest Mo. St.	1917	91	1,204	874	.579
Northwood (Mich.)	1961	47	543	667	.449
Nova Southeastern	1983	25	283	423	.401
Oakland City	1923	66	825	726	.532
Ouachita Baptist	1921	81	1,025	860	.544
Pace	1948	60	754	730	.508

Team	First Year	Yrs.	Won	Lost	Pct.
Philadelphia U.	1921	72	1,207	527	.696
Philadelphia Sciences	1902	99	1,120	821	.577
Pittsburg St.	1909	98	1,273	1,021	.555
Pitt.-Johnstown	1970	38	469	499	.485
Quincy	1941	63	1,006	759	.570
Regis (Colo.)	1946	60	840	738	.532
Rockhurst	1922	86	1,208	934	.564
Rollins	1951	57	812	679	.545
Saginaw Valley	1970	38	531	517	.507
St. Andrews	1975	33	421	464	.476
St. Anselm	1935	70	953	703	.575
St. Cloud St.	1923	82	1,146	712	.617
St. Joseph's (Ind.)	1906	91	1,022	935	.522
St. Leo	1966	42	432	657	.397
St. Mary's (Tex.)	1955	53	968	519	.651
St. Michael's	1920	87	996	926	.518
St. Rose	1974	33	621	327	.655
San Fran. St.	1930	76	962	977	.496
Seattle	1946	62	911	823	.525
Seattle Pacific	1944	64	1,018	750	.576
Shepherd	1907	100	1,110	1,054	.513
Slippery Rock	1910	96	1,034	966	.517
Sonoma St.	1964	38	427	538	.442
S.C.-Aiken	1970	38	504	601	.456
S.C. Upstate	1968	40	629	454	.581
South Dakota	1909	97	1,117	931	.545
Southern Conn. St.	1960	48	558	701	.443
SIU-Edwardsville	1968	39	531	505	.513
Southern Ind.	1970	38	719	367	.662
Southern N.H.	1964	44	832	413	.668
Southwest Baptist	1966	42	610	530	.535
Southwest Minn. St.	1968	40	449	631	.416
Stonehill	1950	58	821	665	.552
Tampa	1951	45	713	520	.578
Tarleton St.	1962	46	571	678	.457
Tex. A&M-Commerce	1917	90	1,173	951	.552
Tex. A&M-Kingsville	1926	73	800	915	.466
Truman	1920	87	1,046	934	.528
Tuskegee	1909	78	1,025	971	.514
Upper Iowa	1916	92	817	959	.460
Valdosta St.	1955	53	819	541	.602
Virginia Union	1926	82	1,359	615	.688
Washburn	1906	101	1,336	925	.591
Wayne St. (Mich.)	1918	89	1,074	891	.547
Wayne St. (Neb.)	1913	93	1,112	961	.536
West Ala.	1957	51	589	710	.453
West Chester	1898	107	1,208	963	.556
West Fla.	1968	23	336	273	.552
West Ga.	1958	50	765	549	.582
West Liberty St.	1924	84	810	877	.480
West Tex. A&M	1921	86	1,329	862	.607
West Va. St.	1945	63	903	757	.544
Western Ore.	1921	83	1,018	986	.508
Western St.	1924	81	726	1,135	.390
Western Wash.	1903	105	1,234	930	.570
Wheeling Jesuit	1958	50	661	661	.500
Winona St.	1916	91	953	1,023	.482
Wis.-Parkside	1970	38	518	543	.488

DIVISION II



Division III Records

Individual Records.....	104
Team Records	105
All-Time Individual Leaders	107
Annual Individual Champions	111
Annual Team Champions.....	113
2007 Most-Improved Teams	115
All-Time Winningest Teams	116



Individual Records

Division III men's basketball records are based on the performances of Division III teams since the three-division reorganization plan was adopted by the special NCAA Convention in August 1973. Assists were added for the 1988-89 season; blocked shots and steals were added for the 1992-93 season. In statistical rankings, the rounding of percentages and/or averages may indicate ties where none exist. In these cases, the numerical order of the rankings is accurate.

Scoring

POINTS

Game

77—Jeff Clement, Grinnell vs. Illinois Col., Feb. 18, 1998

Season

1,044—Greg Grant, TCNJ, 1989 (32 games)

Career

2,940—Andre Foreman, Salisbury, 1988-89, 91-92 (109 games)

AVERAGE PER GAME

Season

37.3—Steve Diekmann, Grinnell, 1995 (745 in 20)

Career

(Min. 1,400) 32.8—Dwain Govan, Bishop, 1974-75 (1,805 in 55)

POINTS SCORED WITH NO TIME ELAPSING

Game

24—Rob Rittgers, UC San Diego vs. Menlo, Jan. 16, 1988 (made 24 consecutive free throws due to 12 bench technical fouls)

CONSECUTIVE POINTS SCORED

Game

25—Andy Panko, Lebanon Valley vs. Frank. & Marsh., Jan. 19, 1998

GAMES SCORING AT LEAST 50 POINTS

Season

4—Mike Hoyt, Mt. St. Mary (N.Y.), 2007

Career

4—Mike Hoyt, Mt. St. Mary (N.Y.), 2004-07; Jeff Clement, Grinnell, 1996-99; Steve Diekmann, Grinnell, 1993-95

GAMES SCORING IN DOUBLE FIGURES

Career

116—Lamont Strothers, Chris. Newport, 1988-91

CONSECUTIVE GAMES SCORING IN DOUBLE FIGURES

Career

116—Lamont Strothers, Chris. Newport, from Nov. 20, 1987, to March 8, 1991

Field Goals

FIELD GOALS

Game

29—Ryan Hodges, Cal Lutheran vs. Redlands, Jan. 15, 2005 (31 attempts); Shannon Lilly, Bishop vs. Southwest Assembly of God, Jan. 31, 1983 (36 attempts)

Season

394—Dave Russell, Shepherd, 1975 (687 attempts)

Career

1,140—Andre Foreman, Salisbury, 1988-89, 91-92 (2,125 attempts)

CONSECUTIVE FIELD GOALS

Game

18—Franklyn Beckford, Lake Forest vs. Grinnell, Feb. 14, 2004; Jason Light, Emory & Henry vs. King (Tenn.), Dec. 2, 1995

Season

24—Todd Richards, Mount Union, 2000 (during five games)

FIELD-GOAL ATTEMPTS

Game

68—Jeff Clement, Grinnell vs. Illinois Col., Feb. 18, 1998 (26 made)

Season

742—Greg Grant, TCNJ, 1989 (387 made)

Career

2,149—Lamont Strothers, Chris. Newport, 1988-91 (1,016 made)

FIELD-GOAL PERCENTAGE

Game

(Min. 18 made) 100%—Franklyn Beckford, Lake Forest vs. Grinnell, Feb. 14, 2004 (18 of 18); Jason Light, Emory & Henry vs. King (Tenn.), Dec. 2, 1995 (18 of 18)

*Season

76.6—Travis Weiss, St. John's (Minn.), 1994 (160 of 209)

**Based on qualifiers for annual championship.*

Career

(Min. 400 made) 73.6—Tony Rychlec, Mass. Maritime, 1981-83 (509 of 692)

Three-Point Field Goals

THREE-POINT FIELD GOALS

Game

21—Sami Wylie, Lincoln (Pa.) vs. Ohio St.-Marion, Dec. 2, 2006

Season

186—Jeff Clement, Grinnell, 1998 (511 attempts)

Career

516—Jeff Clement, Grinnell, 1996-99 (1,532 attempts)

THREE-POINT FIELD GOALS MADE PER GAME

Season

8.5—Jeff Clement, Grinnell, 1998 (186 in 22)

Career

5.7—Jeff Clement, Grinnell, 1996-99 (516 in 91)

CONSECUTIVE THREE-POINT FIELD GOALS

Game

11—Joe Goldin, Randolph-Macon vs. Emory & Henry, Feb. 16, 1997

Season

16—John Richards, Sewanee (during five games, Feb. 10 to Feb. 25, 1990)

CONSECUTIVE GAMES MAKING A THREE-POINT FIELD GOAL

Season

31—Troy Greenlee, DePauw, Nov. 17, 1989, to March 17, 1990

Career

75—Chris Carideo, Widener, 1992-95

THREE-POINT FIELD-GOAL ATTEMPTS

Game

52—Jeff Clement, Grinnell vs. Illinois Col., Feb. 18, 1998 (19 made)

Season

511—Jeff Clement, Grinnell, 1998 (186 made)

Career

1,532—Jeff Clement, Grinnell, 1996-99 (516 made)

THREE-POINT FIELD-GOAL ATTEMPTS PER GAME

Season

23.2—Jeff Clement, Grinnell, 1998 (511 in 22)

Career

16.8—Jeff Clement, Grinnell, 1996-99 (1,532 in 91)

THREE-POINT FIELD-GOAL PERCENTAGE

Game

(Min. 11 made) 100%—Joe Goldin, Randolph-Macon vs. Emory & Henry, Feb. 16, 1997 (11 of 11)

Season

(Min. 40 made) 67.0%—Reggie James, NJIT, 1989 (59 of 88)

(Min. 90 made) 56.9%—Eric Harris, Bishop, 1987 (91 of 160)

Career

(Min. 200 made) 51.3%—Jeff Seifriz, Wis.-Whitewater, 1987-89 (217 of 432)

Free Throws

FREE THROWS

Game

30—Rob Rittgers, UC San Diego vs. Menlo, Jan. 16, 1988 (30 attempts)

Season

249—Dave Russell, Shepherd, 1975 (293 attempts)

Career

792—Matt Hancock, Colby, 1987-90 (928 attempts)

CONSECUTIVE FREE THROWS MADE

Game

30—Rob Rittgers, UC San Diego vs. Menlo, Jan. 16, 1988

Season

59—Mike Michelson, Coast Guard (during 13 games, Jan. 16 to Feb. 27, 1990)

Career

84—Dirk Rhinehart, Kalamazoo (16 games, Jan. 3, 2001 to Dec. 17, 2001)

FREE THROWS ATTEMPTED

Game

30—Rob Rittgers, UC San Diego vs. Menlo, Jan. 16, 1988 (30 made)

Season

326—Moses Jean-Pierre, Plymouth St., 1994 (243 made)

Career

928—Matt Hancock, Colby, 1987-90 (792 made)

FREE-THROW PERCENTAGE

Game

(Min. 30 made) 100%—Rob Rittgers, UC San Diego vs. Menlo, Jan. 16, 1988 (30 of 30)

*Season

96.3%—Korey Coon, Ill. Wesleyan, 2000 (157 of 163)

**based on qualifiers for annual championship*

Career

(Min. 250 made) 92.5%—Andy Enfield, Johns Hopkins, 1988-91 (431 of 466)

(Min. 500 made) 86.2%—Brad Clark, Wis.-Oshkosh, 1997-00 (535 of 621)

Rebounds

REBOUNDS

Game

36—Mark Veenstra, Calvin vs. Colorado St.-Pueblo, Feb. 3, 1976; Clinton Montford, Methodist vs. Warren Wilson, Jan. 21, 1989

Season

579—Joe Manley, Bowie St., 1976 (29 games)

Career

1,628—Michael Smith, Hamilton, 1989-92 (107 games)

AVERAGE PER GAME

Season

19.97—Joe Manley, Bowie St., 1976 (579 in 29)

Career

(Min. 900) 17.4—Larry Parker, Plattsburgh St., 1975-78 (1,482 in 85)

Assists

ASSISTS

Game

26—Robert James, Kean vs. NJIT, March 11, 1989

Season

391—Robert James, Kean, 1989 (29 games)

Career

917—Tennyson Whitted, Ramapo, 2000-03 (108 games)

AVERAGE PER GAME

Season

13.5—Robert James, Kean, 1989 (391 in 29)

Career

(Min. 550) 8.6—Phil Dixon, Shenandoah, 1993-96 (889 in 103)

Blocked Shots

BLOCKED SHOTS

Game

18—John Bunch, Lincoln (Pa.) vs. New Jersey City, Jan. 19, 2004; John Bunch, Lincoln (Pa.) vs. Valley Forge, Dec. 13, 2003

Season

198—Tory Black, NJIT, 1997 (26 games)

Career

576—Ira Nicholson, Mt. St. Vincent, 1994-97 (100 games)

AVERAGE PER GAME

Season

7.6—Tory Black, NJIT, 1997 (198 in 26)

Career

6.1—Neil Edwards, York (N.Y.), 1998-00 (337 in 55)

Steals

STEALS

Game

17—Matt Newton, Principia vs. Harris-Stowe, Jan. 4, 1994

Season

189—Moses Jean-Pierre, Plymouth St., 1994 (30 games)

Career

448—Tennyson Whitted, Ramapo, 2000-03 (108 games)

AVERAGE PER GAME

Season

6.3—Moses Jean-Pierre, Plymouth St., 1994 (189 in 30)

Career

5.5—Moses Jean-Pierre, Plymouth St., 1993-94 (303 in 55 games)

Games

GAMES PLAYED

Season

34—Nick Bennett, Kyle Grusczyński, Jason Kaslow, Neal Krajnik, Eric Maus and Tamaris Releford, Wis.-Stevens Point, 2004; Thane Anderson, Matt Benedict, Tim Blair, Lanse Carter, Mike Johnson, Todd Ohrlein, Mike Prasher and Derrick Shelton, Wis.-Eau Claire, 1990

Career

123—Kyle Witucky, Wooster, 2003-06

Team Records

Note: Where records involve both teams, each team must be an NCAA Division III member institution.

SINGLE-GAME RECORDS

Scoring

POINTS

201—Lincoln (Pa.) vs. Ohio St.-Marion (78), Dec. 2, 2006

POINTS BY LOSING TEAM

153—Redlands vs. Cal Baptist, Dec. 10, 2004; Chapman vs. Redlands, December 4, 2003 (3ot)

POINTS, BOTH TEAMS

315—Simpson vs. Grinnell (148), Nov. 19, 1994

POINTS IN A HALF

104—Lincoln (Pa.) vs. Ohio St.-Marion (78), Dec. 2, 2006 (second half)

POINTS SCORED WITH NO TIME ELAPSING OFF OF THE CLOCK

24—UC San Diego vs. Menlo, Jan. 16, 1988 (made 24 consecutive free throws due to 12 bench technical fouls)

FEWEST POINTS ALLOWED

6—Dickinson (15) vs. Muhlenberg, Feb. 3, 1982

FEWEST POINTS ALLOWED IN A HALF

0—Dickinson (2) vs. Muhlenberg (first), Feb. 3, 1982

FEWEST POINTS, BOTH TEAMS

21—Dickinson (15) vs. Muhlenberg (6), Feb. 3, 1982

FEWEST POINTS, HALF, BOTH TEAMS

2—Dickinson (2) vs. Muhlenberg (0) (first), Feb. 3, 1982

MARGIN OF VICTORY

123—Lincoln (Pa.) (201) vs. Ohio St.-Marion (78), Dec. 2, 2006

Field Goals

FIELD GOALS

79—Lincoln (Pa.) vs. Ohio St.-Marion, Dec. 2, 2006 (141 attempts)

FIELD-GOAL ATTEMPTS

141—Lincoln (Pa.) vs. Ohio St.-Marion, Dec. 2, 2006 (made 79)

FEWEST FIELD GOALS

3—Muhlenberg vs. Dickinson, Feb. 3, 1982 (11 attempts)

FEWEST FIELD-GOAL ATTEMPTS

11—Muhlenberg vs. Dickinson, Feb. 3, 1982 (3 made)

FIELD-GOAL PERCENTAGE

89.8%—St. Norbert vs. Grinnell, Jan. 28, 2000

FIELD-GOAL PERCENTAGE, HALF

95.7—Beloit vs. Grinnell, Jan. 27, 2001 (22 of 23)

Three-Point Field Goals

THREE-POINT FIELD GOALS

37—Redlands vs. La Sierra, Dec. 13, 2003 (97 attempts)

THREE-POINT FIELD GOALS, BOTH TEAMS

47—Redlands (35) vs. Whittier (12), Feb. 21, 2004

CONSECUTIVE THREE-POINT FIELD GOALS MADE WITHOUT A MISS

11—Willamette vs. Western Baptist, Jan. 8, 1987

NUMBER OF DIFFERENT PLAYERS TO SCORE A THREE-POINT FIELD GOAL, ONE TEAM

14—Redlands vs. Caltech, Jan. 29, 2005

THREE-POINT FIELD-GOAL ATTEMPTS

106—Redlands vs. La Sierra, Jan. 6, 2005 (35 made)

THREE-POINT FIELD-GOAL ATTEMPTS, BOTH TEAMS

119—Redlands (82) vs. Chapman (37), Dec. 5, 2003

THREE-POINT FIELD-GOAL PERCENTAGE

(*Min. 10 made*) 100%—Willamette vs. Western Baptist, Jan. 8, 1987 (11 of 11); Kean vs. Ramapo, Feb. 11, 1987 (10 of 10)

(*Min. 15 made*) 89.5%—Simpson vs. Dubuque, Feb. 22, 2003 (17 of 19)

THREE-POINT FIELD-GOAL PERCENTAGE, BOTH TEAMS

(*Min. 10 made*) 92.9%—Luther (8 of 8) vs. Wartburg (5 of 6), Feb. 14, 1987 (13 of 14)

(*Min. 15 made*) 75.0%—Anna Maria (4 of 6) vs. Nichols (11 of 14), Feb. 10, 1987 (15 of 20)

(*Min. 20 made*) 62.9%—Simpson (17 of 19) vs. Dubuque (5 of 16), Feb. 22, 2003 (22 of 35)

Free Throws

FREE THROWS MADE

53—UC San Diego vs. Menlo, Jan. 16, 1988 (59 attempts)

FREE THROWS MADE, BOTH TEAMS

93—Grinnell (50) vs. Beloit (43), Jan. 10, 1998

FREE THROWS ATTEMPTED

71—Earlham vs. Oberlin, Dec. 5, 1992 (46 made)

FREE THROWS ATTEMPTED, BOTH TEAMS

105—Earlham (71) vs. Oberlin (34), Dec. 5, 1992

FEWEST FREE THROWS MADE

0—Many teams

FEWEST FREE-THROW ATTEMPTS

0—Many teams

FREE-THROW PERCENTAGE

(*Min. 28 made*) 10.0%—Albany (N.Y.) vs. Potsdam St., Feb. 19, 1994 (28 of 28)

(*Min. 30 made*) 97.2%—Ill. Wesleyan vs. North Park, Feb. 19, 2003 (35 of 36)

(*Min. 45 made*) 92.6%—Grinnell vs. Beloit, Jan. 10, 1998 (50 of 54)

FREE-THROW PERCENTAGE, BOTH TEAMS

(*Min. 20 made*) 100%—Bethel (Minn.) (15 of 15) vs. Carleton (5 of 5), Feb. 24, 2004

(*Min. 30 made*) 94.9%—Muskingum (30 of 31) vs. Ohio Wesleyan (7 of 8), Jan. 10, 1981 (37 of 39)

Rebounds

REBOUNDS

98—Alma vs. Marion, Dec. 28, 1973

REBOUNDS, BOTH TEAMS

124—Chapman (65) vs. Redlands (59), Dec. 5, 2003; Ill. Wesleyan (62) vs. North Central (Ill.) (62), Feb. 8, 1977; Rochester Inst. (72) vs. Thiel (52), Nov. 18, 1988

REBOUND MARGIN

56—MIT (74) vs. Emerson-MCA (18), Feb. 21, 1990

Assists

ASSISTS

53—Simpson vs. Grinnell, Nov. 25, 1995

ASSISTS, BOTH TEAMS

79—Simpson (53) vs. Grinnell (26), Nov. 25, 1995

Personal Fouls

PERSONAL FOULS

47—Concordia Chicago vs. Trinity Christian, Feb. 26, 1988

PERSONAL FOULS, BOTH TEAMS

80—Grinnell (46) vs. St. Norbert (34), Jan. 28, 2000

PLAYERS DISQUALIFIED

6—Thomas More vs. Franklin, Feb. 2, 2002; Union (N.Y.) vs. Rochester, Feb. 15, 1985; Haverford vs. Drew, Jan. 10, 1990; Manhattanville vs. Drew, Jan. 11, 1992; Roger Williams vs. Curry, Jan. 14, 1995

PLAYERS DISQUALIFIED, BOTH TEAMS

11—Union (N.Y.) (6) vs. Rochester (5), Feb. 15, 1985

Overtimes

OVERTIME PERIODS

5—Babson (115) vs. Wheaton (Mass.) (107), Feb. 18, 1999; Capital (86) vs. Muskingum (89), Jan. 5, 1980; Carnegie Mellon (81) vs. Allegheny (76), Feb. 12, 1983; Rochester (99) vs. Union (N.Y.) (98), Feb. 15, 1985

POINTS IN ONE OVERTIME PERIOD

31—Marymount (Va.) vs. Catholic, Jan. 30, 1999

POINTS IN ONE OVERTIME PERIOD, BOTH TEAMS

51—Wash. & Lee (28) vs. Mary Washington (23), Jan. 9, 1995

POINTS IN OVERTIME PERIODS

50—Babson (50) vs. Wheaton (Mass.) (5 ot), Feb. 18, 1999

POINTS IN OVERTIME PERIODS, BOTH TEAMS

92—Babson (50) vs. Wheaton (Mass.) (42) (5 ot), Feb. 18, 1999

SEASON RECORDS

Scoring

POINTS

3,310—Redlands, 2005 (25 games)

AVERAGE PER GAME

132.4—Redlands, 2005 (3,310 in 25)

AVERAGE SCORING MARGIN

31.1—Husson, 1976 (98.7 offense, 67.6 defense)

GAMES AT LEAST 100 POINTS

23—Redlands, 2005 (25-game season); Grinnell, 2002 (24-game season)

CONSECUTIVE GAMES AT LEAST 100 POINTS

19—Grinnell, from Nov. 23, 2002, to Feb. 8, 2003

CONSECUTIVE GAMES AT LEAST 100 POINTS (Multiple Seasons)

28—Grinnell, from Jan. 25, 2002, to Feb. 8, 2003

Field Goals

FIELD GOALS

1,323—Shepherd, 1975 (2,644 attempts)

FIELD GOALS PER GAME

44.6—Redlands, 2005 (1,116 in 25)

FIELD-GOAL ATTEMPTS

2,757—Redlands, 2005 (1,116 made)

FIELD-GOAL ATTEMPTS PER GAME

110.3—Redlands, 2005 (2,757 in 25)

FIELD-GOAL PERCENTAGE

60.0—Stony Brook, 1978 (1,033 of 1,721)

Three-Point Field Goals

THREE-POINT FIELD GOALS

595—Redlands, 2005 (1,813 attempts)

THREE-POINT FIELD GOALS PER GAME

23.8—Redlands, 2005 (595 in 25)

THREE-POINT FIELD-GOAL ATTEMPTS

1,813—Redlands, 2005 (595 made)

THREE-POINT FIELD-GOAL ATTEMPTS PER GAME

72.5—Redlands, 2005 (1,813 in 25)

THREE-POINT FIELD-GOAL PERCENTAGE

(Min. 100 made) 62.0%—NJIT, 1989 (124 of 200)

(Min. 150 made) 49.1%—Eureka, 1994 (317 of 646)

CONSECUTIVE GAMES SCORING A THREE-POINT FIELD GOAL

474—Salisbury, Nov. 25, 1986-Present

Free Throws

FREE THROWS MADE

698—Ohio Wesleyan, 1988 (888 attempts)

FREE THROWS MADE PER GAME

23.7—Grinnell, 1995 (498 in 21)

FREE-THROW ATTEMPTS

930—Queens (N.Y.), 1981 (636 made)

FREE-THROW ATTEMPTS PER GAME

33.2—Grinnell, 1995 (698 in 21)

FREE-THROW PERCENTAGE

81.8%—Wis.-Oshkosh, 1998 (516 of 631)

Rebounds

REBOUNDS

1,616—Keene St., 1976 (29 games)

AVERAGE PER GAME

56.3—Mercy, 1977 (1,408 in 25)

AVERAGE REBOUND MARGIN

17.0—Hamilton, 1991 (49.6 offense, 32.5 defense)

Assists

ASSISTS

861—Salisbury, 1991 (29 games)

AVERAGE PER GAME

31.2—Me.-Farmington, 1991 (748 in 24)

Fouls

FOULS

801—McMurry, 2001 (28 games)

FOULS PER GAME

3.9—Grinnell, 1998 (679 in 22)

FEWEST FOULS

177—Caltech, 1997 (20 games)

FEWEST FOULS PER GAME

8.9—Caltech, 1997 (177 in 20)

Defense

FEWEST POINTS PER GAME ALLOWED

47.5—Wis.-Platteville, 1997 (1,283 in 27)

LOWEST FIELD-GOAL PERCENTAGE ALLOWED (Since 1978)

35.4—New York U., 2007 (552 of 1,560)

Overtimes

OVERTIME GAMES

7—McMurry, 2003 (won 7, lost 0); Albany (N.Y.), 1981 (won 5, lost 2); TCNJ, 1982 (won 6, lost 1); St. John's (Minn.), 1983 (won 4, lost 3); New Jersey City, 1994 (won 4, lost 3)

CONSECUTIVE OVERTIME GAMES

3—McMurry, 2003 (won 3, lost 0); Albright, 1997 (won 3, lost 0); Buffalo St., 1997 (won 2, lost 1); Ferrum, 1997 (won 1, lost 2); Ithaca, 1987 (won 3, lost 0); Cortland St., 1989 (won 1, lost 2); Oberlin, 1989 (won 1, lost 2); Susquehanna, 1989 (won 3, lost 0)

OVERTIME WINS

7—McMurry, 2003 (7-0)

OVERTIME HOME WINS

5—McMurry, 2003 (5-0)

General Records

GAMES PLAYED IN A SEASON

34—Wis.-Stevens Point, 2004 (29-5); Wis.-Eau Claire, 1990 (30-4); LeMoyné-Owen, 1980 (26-8)

VICTORIES IN A SEASON

32—Potsdam St., 1986 (32-0)

CONSECUTIVE VICTORIES

60—Potsdam St. (from first game of 1985-86 season to March 14, 1987)

CONSECUTIVE HOME-COURT VICTORIES

62—North Park (from Feb. 8, 1984, to Feb. 3, 1988)

CONSECUTIVE REGULAR-SEASON VICTORIES

59—Potsdam St. (from Nov. 22, 1985, to Dec. 12, 1987)

DEFEATS IN A SEASON

26—Otterbein, 1988 (1-26); Maryville (Mo.), 1991 (0-26)

CONSECUTIVE DEFEATS IN A SEASON

26—Maryville (Mo.), 1991 (0-26)

CONSECUTIVE DEFEATS

117—Rutgers-Camden (from Jan. 22, 1992, to Jan. 3, 1997; ended with 77-72 win vs. Bloomfield on Jan. 7, 1997)

CONSECUTIVE WINNING SEASONS

37—Wittenberg, 1969-05 (current)

CONSECUTIVE NON-LOSING SEASONS

49—Wittenberg, 1957-05 (current)

UNBEATEN TEAMS

(Number of victories in parentheses)

Potsdam St., 1986 (32); Wis.-Platteville, 1995 (31); Wis.-Platteville, 1998 (30)

All-Time Individual Leaders

Single-Game Records

SCORING HIGHS

Pts.	Player, Team vs. Opponent	Season
77	Jeff Clement, Grinnell vs. Illinois Col.	1998
69	Sami Wylie, Lincoln (Pa.) vs. Ohio St.-Marion	2007
69	Steve Diekmann, Grinnell vs. Simpson	1995
64	Tim Russell, Albertus Magnus vs. Mitchell	2005
63	Ryan Hodges, Cal Lutheran vs. Redlands	2005
63	Joe DeRoche, Thomas vs. St. Joseph's (Me.)	1988
62	Kyle Myrick, Lincoln (Pa.) vs. Penn St.-Abington	2006
62	Nick Pelotte, Plymouth St. vs. Western Conn. St.	2005
62	Shannon Lilly, Bishop vs. Southwest Assembly of God	1983
61	Josh Metzger, Wis.-Lutheran vs. Grinnell	2001
61	Steve Honderd, Calvin vs. Kalamazoo	1993
61	Dana Wilson, Husson vs. Ricker	1974
60	Ed Brands, Grinnell vs. Ripon	1996
60	Steve Diekmann, Grinnell vs. Coe	1994
59	Ben Strong, Guilford vs. Lincoln (Pa.)	2007
59	Mike Hoyt, Mt. St. Mary (N.Y.) vs. Farmingdale	2007
59	Ed Brands, Grinnell vs. Chicago	1996
59	Steve Diekmann, Grinnell vs. Monmouth (Ill.)	1995
58	Andy Panko, Lebanon Valley vs. Juniata	1999
58	Jeff Clement, Grinnell vs. Clarke	1998

Season Records

SCORING AVERAGE

Player, Team	Season	G	FG	3FG	FT	Pts.	Avg.
Steve Diekmann, Grinnell	+1995	20	223	137	162	745	*37.3
Rickey Sutton, Lyndon St.	+1976	14	207	—	93	507	36.2
Shannon Lilly, Bishop	+1983	26	345	—	218	908	34.9
Dana Wilson, Husson	+1974	20	288	—	122	698	34.9
Rickey Sutton, Lyndon St.	+1977	16	223	—	112	558	34.9
Mike Hoyt, Mt. St. Mary (N.Y.)	+2007	26	274	121	229	898	34.5
Steve Diekmann, Grinnell	+1994	21	250	117	106	723	34.4
Ed Brands, Grinnell	+1996	24	260	158	136	814	33.9
Jeff Clement, Grinnell	+1998	22	238	*186	84	746	33.9
Kyle Myrick, Lincoln (Pa.)	+2006	30	387	59	177	1,010	33.7
Dwain Govan, Bishop	+1975	29	392	—	179	963	33.2
Clarence Caldwell, Greensboro	1976	22	306	—	111	723	32.8
Jeff Clement, Grinnell	+1999	22	217	166	121	721	32.8
Tim Russell, Albertus Magnus	+2005	25	292	74	161	819	32.8
Greg Grant, TCNJ	+1989	32	387	76	194	*1,044	32.6
Dennis Stanton, Ursinus	+2004	27	261	140	217	879	32.6
Dave Russell, Shepherd	1975	32	*394	—	*249	1,037	32.4
Dwain Govan, Bishop	1974	26	358	—	126	842	32.4
Ron Stewart, Otterbein	1983	24	297	—	166	760	31.7

†national champion; *record

FIELD-GOAL PERCENTAGE

(Based on qualifiers for annual championship)

Player, Team	Season	G	FG	FGA	Pct.
Travis Weiss, St. John's (Minn.)	+1994	26	160	209	*76.6
Brian Schmitting, Ripon	+2006	21	122	160	76.3
Pete Metzelaars, Wabash	+1982	28	271	360	75.3
Tony Rychlec, Mass. Maritime	+1981	25	233	311	74.9
Tony Rychlec, Mass. Maritime	1982	20	193	264	73.1
Russ Newnan, Menlo	1991	26	130	178	73.0
Ed Owens, Hampden-Sydney	+1979	24	140	192	72.9
Scott Baxter, Capital	+1991	26	164	226	72.6
Maurice Woods, Potsdam St.	1982	30	203	280	72.5
Earl Keith, Stony Brook	1979	24	164	227	72.2
Pete Metzelaars, Wabash	1981	25	204	283	72.1
Brandon King, Rowan	+2005	26	141	196	71.9
Jon Rosner, Yeshiva	1991	22	141	196	71.9
Pete Metzelaars, Wabash	1979	24	122	170	71.8
Anthony Farley, Miles	1982	26	168	235	71.5

†national champion; *record

THREE-POINT FIELD GOALS MADE

Player, Team	Season	G	3FG
Jeff Clement, Grinnell	1998	22	*186
Jeff Clement, Grinnell	1999	22	166
Ed Brands, Grinnell	1996	24	158

Player, Team

Player, Team	Season	G	3FG
Billy Shivers, Redlands	2004	25	153
Chris Peterson, Eureka	1994	31	145
Amir Mazarei, Redlands	2007	23	143
Dennis Stanton, Ursinus	2004	27	140
Amir Mazarei, Redlands	2006	24	138
Steve Nordlund, Grinnell	2002	24	137
Steve Diekmann, Grinnell	1995	20	137
Chris Jans, Loras	1991	25	133
Eric Burdette, Wis.-Whitewater	1996	28	130
Ed Brands, Grinnell	1995	20	129
Sami Wylie, Lincoln (Pa.)	2006	30	128
Kyle Seyboth, Elms	2005	29	125
Tommy Doyle, Salem St.	1996	28	124
Everett Foxx, Ferrum	1992	29	124
Kirk Anderson, Augustana (Ill.)	1993	30	123
Jeff deLaveaga, Cal Lutheran	1992	28	122
Mike Hoyt, Mt. St. Mary (N.Y.)	2007	26	121

*record

THREE-POINT FIELD GOALS MADE PER GAME

Player, Team	Season	G	3FG	Avg.
Jeff Clement, Grinnell	+1998	22	*186	*8.5
Jeff Clement, Grinnell	+1999	22	166	7.5
Steve Diekmann, Grinnell	+1995	20	137	6.9
Ed Brands, Grinnell	+1996	24	158	6.6
Ed Brands, Grinnell	1995	29	129	6.5
Amir Mazarei, Redlands	+2007	23	143	6.2
Billy Shivers, Redlands	+2004	25	153	6.1
Amir Mazarei, Redlands	+2006	24	138	5.8
Steve Nordlund, Grinnell	+2002	24	137	5.7
Steve Diekmann, Grinnell	+1994	21	117	5.6
Chris Jans, Loras	+1991	25	133	5.3
Woody Piirto, Grinnell	1999	22	117	5.3
John Grotberg, Grinnell	2006	23	120	5.2
Dennis Stanton, Ursinus	2004	27	140	5.2
Jeff Clement, Grinnell	+1997	22	113	5.1
Mark Bedell, Fisk	1997	19	97	5.1
David Bailey, Concordia Chicago	1994	24	120	5.0
Jarett Kearse, Lincoln (Pa.)	+2005	22	105	4.8
Steve Nordlund, Grinnell	+2003	25	119	4.8
Steve Nordlund, Grinnell	2004	24	114	4.8

†national champion; *record

THREE-POINT FIELD-GOAL PERCENTAGE

(Based on qualifiers for annual championship)

Player, Team	Season	G	3FG	3FGA	Pct.
Reggie James, NJIT	+1989	29	59	88	*67.0
Chris Miles, NJIT	+1987	26	41	65	63.1
Chris Miles, NJIT	1989	29	46	75	61.3
Matt Miota, Lawrence	+1990	22	33	54	61.1
Mike Bachman, Alma	+1991	26	46	76	60.5
Ray Magee, Richard Stockton	+1988	26	41	71	57.7
Keith Orchard, Whitman	1988	26	42	73	57.5
Brian O'Donnell, Rutgers-Camden	1988	24	65	114	57.0
Erick Hunt, Methodist	1989	27	45	79	57.0
Eric Harris, Bishop	1987	26	91	160	56.9
Rick Brown, Muskingum	1988	30	71	125	56.8
Jamie Eichel, Fredonia St.	1989	24	51	90	56.7

†national champion; *record

FREE-THROW PERCENTAGE

(Based on qualifiers for annual championship)

Player, Team	Season	G	FT	FTA	Pct.
Korey Coon, Ill. Wesleyan	+2000	25	157	163	*96.3
Nick Wilkins, Coe	+2003	26	66	69	95.7
Chanse Young, Manchester	+1998	25	65	68	95.6
Andy Enfield, Johns Hopkins	+1991	29	123	129	95.3
Chris Carideo, Widener	+1992	26	80	84	95.2
Yudi Teichman, Yeshiva	+1989	21	119	125	95.2
Joseph Chatman, Lesley	+2007	27	126	133	94.7
Brett Davis, Wis.-Oshkosh	1998	27	72	76	94.7
Joe Bueckers, Concordia-M'head	+2004	26	71	75	94.7
Mark Giovino, Babson	+1997	28	86	91	94.5
Aaron Faulkner, St. Norbert	2004	23	64	68	94.1
Mike Scheib, Susquehanna	+1977	22	80	85	94.1
Jason Prenevost, Middlebury	+1994	22	60	64	93.8
Derrick Rogers, Averett	+2001	27	72	77	93.5
Hans Hoeg, Wis.-River Falls	+2005	25	113	121	93.4

Player, Team	Season	G	FT	FTA	Pct.
Jerry Prestier, Baldwin-Wallace	†1978	25	125	134	93.3
Charlie Nanick, Scranton	†1996	25	96	103	93.2
Jeff Bowers, Southern Me.	†1988	29	95	102	93.1
Eric Jacobs, Scranton	1986	29	81	87	93.1
Casey Taggatz, Wis.-La Crosse	2004	25	67	72	93.1
Jim Durrell, Colby-Sawyer	†1993	25	67	72	93.1

†national champion; *record

REBOUND AVERAGE

Player, Team	Season	G	Reb.	Avg.
Joe Manley, Bowie St.	†1976	29	*579	*19.97
Fred Petty, Southern N.H.	†1974	22	436	19.8
Larry Williams, Pratt	†1977	24	457	19.0
Charles Greer, Thomas	1977	17	318	18.7
Larry Parker, Plattsburgh St.	†1975	23	430	18.7
John Jordan, Southern Me.	†1978	29	536	18.5
Keith Woolfolk, Upper Iowa	1978	26	479	18.4
Michael Stubbs, Trinity (Conn.)	†1990	22	398	18.1
Mike Taylor, Pratt	1978	23	414	18.0
Walt Edwards, Husson	1976	26	467	18.0
Dave Kufeld, Yeshiva	†1979	20	355	17.8

†national champion; *record

ASSISTS

Player, Team	Season	G	Ast.
Robert James, Kean	†1989	29	*391
Tennyson Whitted, Ramapo	†2002	29	319
Ricky Spicer, Wis.-Whitewater	1989	31	295
Joe Marcotte, NJIT	†1995	30	292
Andre Bolton, Chris. Newport	†1996	30	289
Ron Torgalski, Hamilton	1989	26	275
Albert Kirchner, Mt. St. Vincent	†1990	24	267
Steve Artis, Chris. Newport	1991	29	262
Phil Dixon, Shenandoah	1996	27	258
Tennyson Whitted, Ramapo	†2003	30	253
Phil Dixon, Shenandoah	†1994	26	253
Steve Artis, Chris. Newport	1990	28	251
Michael Crotty, Williams	†2004	32	249
David Genovese, Mt. St. Vincent	1994	27	248
Russell Springman, Salisbury	1990	27	246
John Ankrum, Elms	†2005	29	245
Michael Crotty, Williams	2003	32	245
Tom Genco, Manhattanville	1990	26	244
Andrew Olson, Amherst	†2007	32	243
Andre Bolton, Chris. Newport	1995	28	243

†national champion; *record

ASSIST AVERAGE

Player, Team	Season	G	Ast.	Avg.
Robert James, Kean	†1989	29	*391	*13.5
Albert Kirchner, Mt. St. Vincent	†1990	24	267	11.1
Tennyson Whitted, Ramapo	†2002	29	319	11.0
Ron Torgalski, Hamilton	1989	26	275	10.6
Louis Adams, Rust	1989	22	227	10.3
Eric Johnson, Coe	†1991	24	238	9.9
Joe Marcotte, NJIT	†1995	30	292	9.7
Phil Dixon, Shenandoah	†1994	26	253	9.7
Mark Cottom, Ferrum	1991	25	242	9.7
Andre Bolton, Chris. Newport	†1996	30	289	9.6
Phil Dixon, Shenandoah	1996	27	258	9.6
Ricky Spicer, Wis.-Whitewater	1989	31	295	9.5
David Rubin, Hobart	†1998	25	237	9.5
Pat Heldman, Maryville (Tenn.)	1989	25	236	9.4
Deshone Bond, Stillman	†1997	25	235	9.4
Tom Genco, Manhattanville	1990	26	244	9.4
Justin Culhane, Suffolk	1992	24	225	9.4

†national champion; *record

BLOCKED SHOTS

Player, Team	Season	G	Blk.
Tory Black, NJIT	†1997	26	*198
Neil Edwards, York (N.Y.)	†2000	26	193
Ira Nicholson, Mt. St. Vincent	†1995	28	188
John Bunch, Lincoln (Pa.)	†2004	25	173
Shacun Malave, City Tech	2004	28	167
Ira Nicholson, Mt. St. Vincent	†1996	27	163
Ira Nicholson, Mt. St. Vincent	1997	24	151
Antoine Hyman, Keuka	1997	26	148
Matt Cusano, Scranton	†1993	29	145
Neil Edwards, York (N.Y.)	†1999	26	144

Player, Team	Season	G	Blk.
Johnny Woods, Wesley	2000	24	132
Badou Gaye, Gwynedd-Mercy	2004	29	131
Antoine Hyman, Keuka	1996	25	131
Ifeinachi Anosike, Salem St.	†2005	29	129
Andrew South, NJIT	†1994	27	128
Mike Mientus, Allentown	1995	27	118
Roy Woods, Fontbonne	1995	25	117
Eric Lidecis, Maritime (N.Y.)	1994	26	116
Steve Juskin, Frank. & Marsh	2004	30	114
Antonio Ramos, Clarke	2001	25	114

†national champion; *record

BLOCKED-SHOT AVERAGE

Player, Team	Season	G	Blk.	Avg.
Tory Black, NJIT	†1997	26	*198	*7.62
Neil Edwards, York (N.Y.)	†2000	26	193	7.42
John Bunch, Lincoln (Pa.)	†2004	25	173	6.92
Ira Nicholson, Mt. St. Vincent	†1995	28	188	6.71
Ira Nicholson, Mt. St. Vincent	1997	24	151	6.29
Ira Nicholson, Mt. St. Vincent	†1996	27	163	6.04
Shacun Malave, City Tech	2004	28	167	5.96
Antoine Hyman, Keuka	1997	26	148	5.69
Neil Edwards, York (N.Y.)	†1999	26	144	5.54
Johnny Woods, Wesley	2000	24	132	5.50
Antoine Hyman, Keuka	1996	25	131	5.24
Joe Henderson, Hunter	1999	22	112	5.09
Matt Cusano, Scranton	†1993	29	145	5.00
Drew Cohen, Colby	†2006	23	111	4.83
Andrew South, NJIT	†1994	27	128	4.74
Roy Woods, Fontbonne	1995	25	117	4.68
Johnny Woods, Wesley	†2001	22	101	4.59
Antonio Ramos, Clarke	2001	25	114	4.56
Badou Gaye, Gwynedd-Mercy	2004	29	131	4.52
Erik Lidecis, Maritime (N.Y.)	1994	26	116	4.46

†national champion; *record

STEALS

Player, Team	Season	G	Stl.
Moses Jean-Pierre, Plymouth St.	†1994	30	*189
Daniel Martinez, McMurry	†2000	29	178
Purvis Presha, Stillman	†1996	25	144
Tennyson Whitted, Ramapo	†2002	29	138
Matt Newton, Principia	1994	25	138
John Gallogly, Salve Regina	†1997	24	137
Elbie Murphy, St. Joseph's (Me.)	†2007	30	126
Greg Dean, Concordia-M'head	1997	23	126
Scott Clarke, Utica	†1995	24	126
Deron Black, Allegheny	1996	27	123
David Brown, Westfield St.	1994	25	122
Ricky Hollis, Brockport St.	2000	27	121
John Gallogly, Salve Regina	†1998	23	121
Barry Aranoff, Yeshiva	1995	22	121
Horace Jenkins, Wm. Paterson	2001	31	120
Brian Meehan, Salve Regina	1995	28	120
Tennyson Whitted, Ramapo	†2003	30	118
Scott Clarke, Utica	1996	26	118
Quameir Harding, Ramapo	†2006	29	116
Benny West, Howard Payne	†2004	25	116

†national champion; *record

STEAL AVERAGE

Player, Team	Season	G	Stl.	Avg.
Moses Jean-Pierre, Plymouth St.	†1994	30	*189	*6.30
Daniel Martinez, McMurry	†2000	29	178	6.14
Purvis Presha, Stillman	†1996	25	144	5.76
John Gallogly, Salve Regina	†1997	24	137	5.71
Matt Newton, Principia	1994	25	138	5.52
Barry Aranoff, Yeshiva	†1995	22	121	5.50
Greg Dean, Concordia-M'head	1997	23	126	5.48
John Gallogly, Salve Regina	†1998	23	121	5.26
Scott Clarke, Utica	1995	24	126	5.25
Joel Heckendorf, Martin Luther	1996	17	84	4.94
David Brown, Westfield St.	1994	25	122	4.88
Ivo Moyano, Polytechnic (N.Y.)	1994	19	91	4.78
Tennyson Whitted, Ramapo	†2002	29	138	4.76
Mario Thompson, Occidental	†1999	24	114	4.75
Benny West, Howard Payne	†2004	25	116	4.64
Keith Darden, Concordia (Tex.)	†2001	24	111	4.63
Moses Jean-Pierre, Plymouth St.	†1993	25	114	4.56
Deron Black, Allegheny	1996	27	123	4.55
Scott Clarke, Utica	1996	26	118	4.54
Ricky Hollis, Brockport St.	2000	27	121	4.48

†national champion; *record

Career Records

POINTS

Player, Team	Seasons	Pts.
Andre Foreman, Salisbury.....	1988-89, 91-92	*2,940
Willie Chandler, Misericordia.....	2000-03	2,898
Lamont Strothers, Chris. Newport.....	1988-91	2,709
Matt Hancock, Colby.....	1987-90	2,678
Scott Fitch, Geneseo St.....	1990-91, 93-94	2,634
Greg Grant, TCNJ.....	1987-89	2,611
Rick Hughes, Thomas More.....	1993-96	2,605
Mike Hoyt, Mt. St. Mary (N.Y.).....	2004-07	2,586
Wil Peterson, St. Andrews.....	1980-83	2,553
Ron Stewart, Otterbein.....	1980-83	2,549
Andy Panko, Lebanon Valley.....	1996-99	2,515
Scott Tedder, Ohio Wesleyan.....	1985-88	2,501
Moses Jean-Pierre, Plymouth St.....	1991-94	2,483
Steve Honderd, Calvin.....	1990-93	2,469
Herman Alston, Kean.....	1988-91	2,457
Dick Hempy, Otterbein.....	1984-87	2,439
John Patraitis, Anna Maria.....	1995-98	2,434
Kevin Moran, Curry.....	1983-86	2,415
Alex Butler, Rhode Island Col.....	1994-97	2,398
Steve Wood, Grinnell.....	2001-04	2,381
Rickey Sutton, Lyndon St.....	1976-79	2,379
Frank Wachlarowicz, St. John's (Minn.).....	1975-79	2,357
Henry Shannon, Maryville (Mo.).....	1996-99	2,352
Cedric Oliver, Hamilton.....	1976-79	2,349
Dana Janssen, Neb. Wesleyan.....	1983-86	2,333

*record

SCORING AVERAGE

(Minimum 1,400 points)

Player, Team	Seasons	G	FG	3FG	FT	Pts.	Avg.
Dwain Govan, Bishop.....	1974-75	55	750	—	305	1,805	*32.8
Dave Russell, Shepherd.....	1974-75	60	710	—	413	1,833	30.6
Kyle Myrick, Lincoln (Pa.).....	2005-06	57	667	78	309	1,721	30.2
Rickey Sutton, Lyndon St.....	1976-79	80	960	—	459	2,379	29.7
John Atkins, Knoxville.....	1976-78	70	845	—	322	2,012	28.7
Steve Peknik, Windham.....	1974-77	76	816	—	467	2,099	27.6
Clarence Caldwell, Greensboro.....	1975-77	70	802	—	299	1,903	27.2
Andre Foreman, Salisbury.....	1988-89, 91-92	109	*1,140	68	592	*2,940	27.0
Darrel Lewis, Lincoln (Pa.).....	1996-99	86	796	265	409	2,267	26.4
Willie Chandler, Misericordia.....	2000-03	—	1,005	346	542	2,898	26.3
Matt Hancock, Colby.....	1987-90	102	844	198	*792	2,678	26.3
Terrence Dupree, Polytechnic (N.Y.).....	1990-92	70	700	22	407	1,829	26.1
Steve Diekmann, Grinnell.....	1992-95	85	741	371	365	2,218	26.1
Rick Hughes, Thomas More.....	1993-96	101	1,039	13	514	2,605	25.8
Mark Veenstra, Calvin.....	1974-77	89	960	—	341	2,261	25.4
Ron Swartz, Hiram.....	1984-87	90	883	78	408	2,252	25.0
Clarence Caldwell, Greensboro.....	1974-77	93	971	—	363	2,309	24.8
James Rehnquist, Amherst.....	1975-77	61	614	—	284	1,512	24.8

*record

FIELD-GOAL PERCENTAGE

(Minimum 400 field goals made)

Player, Team	Seasons	G	FG	FGA	Pct.
Tony Rychlec, Mass. Maritime.....	1981-83	55	509	692	*73.6
Pete Metzelaars, Wabash.....	1979-82	103	784	1,083	72.4
Brian Schmitting, Ripon.....	2004-07	78	418	602	69.4
Maurice Woods, Potsdam St.....	1980-82	93	559	829	67.4
Earl Keith, Stony Brook.....	1975-76, 78-79	94	777	1,161	66.9
Dan Rush, Bridgewater (Va.).....	1992-95	102	712	1,069	66.6
Ryan Hodges, Cal Lutheran.....	2001, 03-05	94	518	787	65.8
Wade Gugino, Hope.....	1989-92	97	664	1,010	65.7
David Otte, Simpson.....	1992-95	76	549	840	65.4
Rick Batt, UC San Diego.....	1989-92	106	558	855	65.2
Kevin Ryan, TCNJ.....	1987-90	102	619	955	64.8
Greg Kemp, Aurora.....	1991-94	102	680	1,051	64.7
Scott Baxter, Capital.....	1988-91	104	505	782	64.6
Pat Fitzsimmons, Amherst.....	2000-03	101	452	700	64.6
Paul Rich, Geneseo St.....	1978-81	88	452	700	64.6
Nate Thomas, Neb. Wesleyan.....	1995-98	98	497	772	64.4
Tod Hart, Ithaca.....	1980-83	97	726	1,133	64.1
Tony Seay, Averett.....	1989-90	55	465	726	64.0
John Ellenwood, Wooster.....	1997-00	98	442	692	63.9
Jon Konzelman, Baptist Bible (Pa.).....	2004-06	84	469	735	63.8
Jeff Gibbs, Otterbein.....	1999-02	109	758	1,188	63.8
Dick Hempy, Otterbein.....	1984-87	112	923	1,447	63.8

Player, Team

Player, Team	Seasons	G	FG	FGA	Pct.
John Wassenbergh, St. Joseph's (Me.).....	1993-96	108	815	1,281	63.6
Jason Boone, New York U.....	2004-07	104	496	780	63.6
Jason Nickerson, Va. Wesleyan.....	1996-99	79	614	967	63.5

*record

THREE-POINT FIELD GOALS MADE

Player, Team	Seasons	G	3FG
Jeff Clement, Grinnell.....	1996-99	91	*516
Amir Mazarei, Redlands.....	2004-07	97	470
Steve Nordlund, Grinnell.....	2001-04	97	449
Chris Carideo, Widener.....	1992-95	103	402
Mike Hoyt, Mt. St. Mary (N.Y.).....	2004-07	105	376
Steve Diekmann, Grinnell.....	1992-95	85	371
Greg Cole, Western Conn. St.....	2002, 04-06	110	367
Brendan Twomey, Mt. St. Mary (N.Y.)/Oneonta St.....	2000, 02-04	109	362
Matt Garvey, Bates.....	1994-97	95	361
Ray Wilson, UC Santa Cruz.....	1989-92	100	354
Ed Brands, Grinnell.....	1993-96	78	347
Willie Chandler, Misericordia.....	2000-03	110	346
Robert Hennigan, Emerson.....	2001-04	105	342
Steve Matthews, Emerson/Wentworth Inst.....	1998-00	81	334
Chris Hamilton, Blackburn.....	1988-91	101	334
Scott Fitch, Geneseo St.....	1990-91, 93-94	109	332
Billy Collins, Nichols.....	1992-95	92	331
John Estelle, Wabash.....	1997-00	109	328
Tony Barros, Mass.-Boston.....	2004-07	101	326
Mike Lee, Mary Washington.....	2004-07	106	323
Mark Bedell, Fisk.....	1994-97	94	321
James Mooney, Mt. St. Vincent.....	2003-06	102	318
Jason Valant, Colorado Col.....	1990-93	103	315
Everett Foxx, Ferrum.....	1989-92	104	315
Derek Johnson, St. Scholastica.....	2004-07	106	313
Bryan Schnettler, St. Thomas (Minn.)/Wis.-Superior.....	2004-07	108	313
Nevada Smith, Bethany (W.V.).....	1999-02	105	313
Aaron Lee, Mass.-Dartmouth.....	1992-95	115	313

*record

THREE-POINT FIELD GOALS MADE PER GAME

(Minimum 200 three-point field goals made)

Player, Team	Season	G	3FG	Avg.
Jeff Clement, Grinnell.....	1996-99	91	*516	*5.67
Amir Mazarei, Redlands.....	2004-07	97	470	4.85
Steve Nordlund, Grinnell.....	2001-04	97	449	4.63
Ed Brands, Grinnell.....	1993-96	78	347	4.45
Steve Diekmann, Grinnell.....	1992-95	85	371	4.36
Steve Matthews, Emerson/Wentworth Inst.....	1998-00	81	334	4.12
Chris Carideo, Widener.....	1992-95	103	402	3.90
Matt Garvey, Bates.....	1994-97	95	361	3.80
Sami Wylie, Lincoln (Pa.).....	2006-07	58	220	3.79
Rohan Russell, Johnson & Wales (R.I.).....	2003-04	54	202	3.74
Billy Collins, Nichols.....	1992-95	92	331	3.60
Mike Hoyt, Mt. St. Mary (N.Y.).....	2004-07	105	376	3.58
Ray Wilson, UC Santa Cruz.....	1989-92	100	354	3.54
Chris Geruschat, Bethany (W.V.).....	1989-92	89	307	3.45
Mark Bedell, Fisk.....	1994-97	94	321	3.41
Greg Cole, Western Conn. St.....	2002, 04-06	110	367	3.34
Brendan Twomey, Mt. St. Mary (N.Y.)/Oneonta St.....	2000, 02-04	109	362	3.32
Chris Hamilton, Blackburn.....	1988-91	101	334	3.31
Jeff Jones, Lycoming.....	1987-89	71	232	3.27
Robert Hennigan, Emerson.....	2001-04	105	342	3.26
Willie Chandler, Misericordia.....	2000-03	110	346	3.15
James Mooney, Mt. St. Vincent.....	2003-06	102	318	3.12
Darrel Lewis, Lincoln (Pa.).....	1996-99	86	265	3.08
Jim Durrell, Colby-Sawyer.....	1991-94	100	308	3.08
Jason Valant, Colorado Col.....	1990-93	103	315	3.06

*record

THREE-POINT FIELD-GOAL PERCENTAGE

(Minimum 200 three-point field goals made)

Player, Team	Season	G	3FG	3FGA	Pct.
Jeff Seifriz, Wis.-Whitewater.....	1987-89	85	217	423	*51.3
Chris Peterson, Eureka.....	1991-94	78	215	421	51.1
Everett Foxx, Ferrum.....	1989-92	104	315	630	50.0
Brad Alberts, Ripon.....	1989-92	95	277	563	49.2
Jeff Jones, Lycoming.....	1987-89	71	232	472	49.2
Troy Greenlee, DePauw.....	1988-91	106	232	473	49.0
David Todd, Pomona-Pitzer.....	1987-90	84	212	439	48.3
Al Callejas, Scranton.....	1998-01	90	225	466	48.3

*record

FREE-THROW PERCENTAGE
(Minimum 250 free throws made)

Player, Team	Season	G	FT	FTA	Pct.
Andy Enfield, Johns Hopkins.....	1988-91	108	431	466	*92.5
Korey Coon, Ill. Wesleyan.....	1997-00	109	449	492	91.3
Ryan Knuppel, Elmhurst.....	1998-01	102	288	317	90.9
Doug Brown, Elizabethtown.....	1976-80	96	252	279	90.3
Al Callejas, Scranton.....	1998-01	90	333	372	89.5
Tim McGraw, Hartwick.....	1985-88	107	330	371	88.9
Eric Jacobs, Wilkes/Scranton.....	1984-87	106	303	343	88.3
John Luisi, Suffolk.....	1999-02	105	265	300	88.3
Charles Nenick, Scranton.....	1994-97	98	259	294	88.1
Kevin Guyden, Mary Hardin-Baylor.....	2004-07	94	277	315	87.9
Todd Reinhardt, Wartburg.....	1988-91	105	283	322	87.9
Jeff Thomas, King's (Pa.).....	1989-92	110	466	532	87.6
Brian Andrews, Alfred.....	1984-87	101	306	350	87.4
Matt Freeseemann, Wartburg.....	1994-96	73	297	340	87.4
Dave Jannuzzi, Wilkes.....	1997-99, 2001	112	425	487	87.3
Nick Bennett, Wis.-Stevens Point.....	2002-05	117	322	369	87.3
Ryan Cain, WPI.....	2004-07	109	525	602	87.2
Sean O'Brien, St. John Fisher.....	2003-06	96	305	350	87.1
Eric Elliott, Hope.....	1988-91	103	350	403	86.8
Chad Onofrio, Tufts.....	1993-96	100	329	379	86.8
Pat Pruitt, Albright.....	1989-92	87	261	301	86.7
Ryan Billet, Elizabethtown.....	1995-98	98	434	501	86.6
Mike Johnson, Wis.-Eau Claire.....	1989-91	89	421	486	86.6
Sean Fleming, Clark (Mass.).....	2000-03	109	371	429	86.6
Ron Barczak, Kalamazoo.....	1988-91	98	360	416	86.5

*record

REBOUND AVERAGE
(Minimum 900 rebounds)

Player, Team	Season	G	Reb.	Avg.
Larry Parker, Plattsburgh St.....	1975-78	85	1,482	*17.4
Charles Greer, Thomas.....	1975-77	58	926	16.0
Willie Parr, LeMoyne-Owen.....	1974-76	76	1,182	15.6
Michael Smith, Hamilton.....	1989-92	107	*1,628	15.2
Dave Kufeld, Yeshiva.....	1977-80	81	1,222	15.1
Ed Owens, Hampden-Sydney.....	1977-80	77	1,160	15.1
Kevin Clark, Clark (Mass.).....	1978-81	101	1,450	14.4
Mark Veenstra, Calvin.....	1974-77	89	1,260	14.2
Anthony Fitzgerald, Villa Julie.....	2003-06	107	1,496	14.0

*record

ASSISTS

Player, Team	Seasons	G	Ast.
Tennyson Whitted, Ramapo.....	2000-03	108	*917
Steve Artis, Chris. Newport.....	1990-93	112	909
Phil Dixon, Shenandoah.....	1993-96	103	889
Michael Crotty, Williams.....	2001-04	*122	819
David Genovese, Mt. St. Vincent.....	1992-95	107	800
Mike McGarvey, Ursinus.....	2003-06	111	754
Andre Bolton, Chris. Newport.....	1993-96	109	737
Tim Gaspar, Mass.-Dartmouth.....	2000-03	97	690
Matt Lucero, Austin.....	1998-01	99	677
Brian Nigro, Mt. St. Vincent.....	1997-00	99	674
Greg Dunne, Nazareth.....	1996-99	106	671
Moses Jean-Pierre, Plymouth St.....	1991-94	109	669
Mike Rhoades, Lebanon Valley.....	1992-95	114	668
Lance Andrews, NJIT.....	1990-93	113	664
Dennis Jacobi, Bowdoin.....	1989-92	93	662
Tim Lawrence, Maryville (Tenn.).....	1989-92	106	660
Pat Skerry, Tufts.....	1989-92	95	650
Eric Prendeville, Salisbury.....	1996-99	107	641
Eric Johnson, Coe.....	1989-92	90	637
John Snyder, King's (Pa.).....	1989-92	107	631
Jason Saurbaugh, York (Pa.).....	1997-00	101	624
Sammy Briggs, Catholic.....	1994-97	103	621
Anthony Robinson, Wittenberg.....	1993-96	117	618
Jerry Dennis, Otterbein.....	1989-92	118	613
Alex Morrison, Daniel Webster.....	1997-00	100	613

*record

ASSIST AVERAGE
(Minimum 550 assists)

Player, Team	Season	G	Ast.	Avg.
Phil Dixon, Shenandoah.....	1993-96	103	889	*8.6
Tennyson Whitted, Ramapo.....	2000-03	108	*917	8.5
Steve Artis, Chris. Newport.....	1990-93	112	909	8.1
David Genovese, Mt. St. Vincent.....	1992-95	107	800	7.5
Kevin Root, Eureka.....	1989-91	81	579	7.1
Dennis Jacobi, Bowdoin.....	1989-92	93	662	7.1

Player, Team	Season	G	Ast.	Avg.
Tim Gaspar, Mass.-Dartmouth.....	2000-03	97	690	7.1
Eric Johnson, Coe.....	1989-92	90	637	7.1
Nathan Reeves, York (N.Y.).....	1994-97	81	572	7.1
Pat Skerry, Tufts.....	1989-92	95	650	6.8
Matt Lucero, Austin.....	1998-01	99	677	6.8
Brian Nigro, Mt. St. Vincent.....	1997-00	99	674	6.8
Mike McGarvey, Ursinus.....	2003-06	111	754	6.8
Andre Bolton, Chris. Newport.....	1993-96	109	737	6.8
Michael Crotty, Williams.....	2001-04	*122	819	6.7
Tony Wyzard, Emerson-MCA.....	1992-95	90	604	6.7
Greg Dunne, Nazareth.....	1996-99	106	671	6.3
Tim Lawrence, Maryville (Tenn.).....	1989-92	106	660	6.2
Jason Saurbaugh, York (Pa.).....	1997-00	101	624	6.2
Kevin Clipperton, Upper Iowa.....	1994-97	99	610	6.2
Moses Jean-Pierre, Plymouth St.....	1991-94	109	669	6.1
Paul Ferrell, Guilford.....	1991-94	99	607	6.1
Alex Morrison, Daniel Webster.....	1997-00	100	613	6.1
Eric Prendeville, Salisbury.....	1996-99	107	641	6.0
Sammy Briggs, Catholic.....	1994-97	103	621	6.0

*record

BLOCKED SHOTS

Player, Team	Seasons	G	Blk.
Ira Nicholson, Mt. St. Vincent.....	1994-97	100	*576
Antoine Hyman, Keuka.....	1994-97	101	440
Kerry Gibson, Wis.-Oshkosh.....	2004-07	107	351
Andrew South, NJIT.....	1993-95	80	344
Badou Gaye, Gwynedd-Mercy.....	2002-05	104	340
Neil Edwards, York (N.Y.).....	1998-00	55	337
Steve Juskin, Frank. & Marsh.....	2001-04	114	330
Sean Devins, Trinity (Tex.).....	2002-05	107	329
Mike Mientus, DeSales.....	1994-97	87	324
Arthur Hatch, Methodist.....	2001-04	97	321
Johnny Woods, Wesley.....	1999-02	78	319
Antonio Ramos, Clarke.....	2001-03	77	318
Terry Gray, Chris. Newport.....	2000-03	104	300
Jacob Nonemacher, Wis.-Stout.....	2004-07	100	292
Drew Cohen, Colby.....	2004-07	84	285
Jarriott Rook, Washington-St. Louis.....	2000-03	107	285
Jason Alexander, Catholic.....	1995-98	107	283
Jeremy Putman, Dubuque.....	1993-96	99	274
Matt Hilleary, Catholic.....	2000-03	118	273
Shacun Malave, City Tech.....	2004-05	53	272
Terry Thomas, Chris. Newport.....	1993-96	113	271
Ken LaFlamme, Emerson-MCA.....	1994-97	91	269
David Apple, Averett.....	1998-00	76	268
John Bunch, Lincoln (Pa.).....	2003-04	48	265
Don Overbeek, Hope.....	2000-03	100	264

*record

BLOCKED-SHOT AVERAGE
(Minimum 175 blocked shots)

Player, Team	Seasons	G	Blk.	Avg.
Neil Edwards, York (N.Y.).....	1998-00	55	337	*6.13
Ira Nicholson, Mt. St. Vincent.....	1994-97	100	*576	5.76
John Bunch, Lincoln (Pa.).....	2003-04	48	265	5.52
Shacun Malave, City Tech.....	2004-05	53	272	5.13
Tory Black, NJIT.....	1995-96	53	261	4.92
Antoine Hyman, Keuka.....	1994-97	101	440	4.36
Andrew South, NJIT.....	1993-95	80	344	4.30
Antonio Ramos, Clarke.....	2001-03	77	318	4.13
Johnny Woods, Wesley.....	1999-02	78	319	4.09
Ifesinachi Anosike, Salem St.....	2004-05	56	221	3.95
Mike Mientus, DeSales.....	1994-97	87	324	3.72
Steve Butler, Chris. Newport.....	1997-98	55	196	3.56
David Apple, Averett.....	1998-00	76	268	3.53
Drew Cohen, Colby.....	2004-07	84	285	3.39
Arthur Hatch, Methodist.....	2001-04	97	321	3.31
Kerry Gibson, Wis.-Oshkosh.....	2004-07	107	351	3.28
Badou Gaye, Gwynedd-Mercy.....	2002-05	104	340	3.27
Sean Devins, Trinity (Tex.).....	2002-05	107	329	3.07
Ken LaFlamme, Emerson-MCA.....	1994-97	91	269	2.96
Jacob Nonemacher, Wis.-Stout.....	2004-07	100	292	2.92
Steve Juskin, Frank. & Marsh.....	2001-04	114	330	2.89
Terry Gray, Chris. Newport.....	2000-03	104	300	2.88
Jeremy Putman, Dubuque.....	1993-96	99	274	2.77
Mike Brown, Clark (Mass.).....	1997-00	71	195	2.75
Jarriott Rook, Washington-St. Louis.....	2000-03	107	285	2.66

*record

STEALS

Player, Team	Seasons	G	Stl.
Tennyson Whitted, Ramapo	2000-03	108	*448
John Gallogly, Salve Regina	1995-98	98	413
Daniel Martinez, McMurry	1998-00	76	380
Ivo Moyano, Polytechnic (N.Y.)	1994-97	87	368
Benny West, Howard Payne	2001-04	98	363
Eric Bell, New Paltz St.	1993-96	94	355
Keith Darden, Concordia (Tex.)	2001-02, 04-05	90	348
Scott Clarke, Utica	1993-96	96	346
Jeff Mikos, Milwaukee Engr.	2003-06	105	340
Ricky Hollis, Brockport St.	1999-02	90	322
Adam Harper, Amherst	2001-04	111	321
Greg Dean, Concordia-M'head	1995-97	75	307
Tom Roeder, St. Joseph's (L.I.)	1999-02	98	303
Moses Jean-Pierre, Plymouth St.	1993-94	55	303
Joel Holstege, Hope	1995-98	118	301
Mike McGarvey, Ursinus	2003-06	111	300
Mario Thompson, Occidental	1999-01	71	300
Darrell Lewis, Lincoln (Pa.)	1996-99	86	298
Henry Shannon, Maryville (Mo.)	1996-99	106	292
Alex Morrison, Daniel Webster	1997-00	100	289
B.J. Reilly, Montclair St.	1997-00	101	287
Damien Hunter, Alvernia	1995-98	110	287
Keith Poppo, Amherst	1993-96	98	283
Carl Cochran, Richard Stockton	1994-97	113	281
Kevin Weakly, Otterbein	1996-99	104	277
Terrence Stewart, Rowan	1993-96	113	277

*record

**STEAL AVERAGE
(Minimum 175 steals)**

Player, Team	Seasons	G	Stl.	Avg.
Moses Jean-Pierre, Plymouth St.	1993-94	55	303	*5.51
Daniel Martinez, McMurry	1998-00	76	380	5.00
Ivo Moyano, Polytechnic (N.Y.)	1994-97	87	368	4.23
Mario Thompson, Occidental	1999-01	71	300	4.23
John Gallogly, Salve Regina	1995-98	98	413	4.21
Tennyson Whitted, Ramapo	2000-03	108	*448	4.15
Greg Dean, Concordia-M'head	1995-97	75	307	4.09
Keith Darden, Concordia (Tex.)	2001-02, 04-05	90	348	3.87
Rodney Lusain, UC San Diego	1993-94	50	193	3.86
Eric Bell, New Paltz St.	1993-96	94	355	3.78
Benny West, Howard Payne	2001-04	98	363	3.70
David Brown, Westfield St.	1993-95	53	193	3.64
Scott Clarke, Utica	1993-96	96	346	3.60
Ricky Hollis, Brockport St.	1999-02	90	322	3.58
Gerald Garlic, Goucher	1993-95	70	244	3.49
Darrel Lewis, Lincoln (Pa.)	1996-99	86	298	3.47
Shuron Woodyard, Villa Julie	1995-97	73	238	3.26
Jeff Mikos, Milwaukee Engr.	2003-06	105	340	3.24
Shawn McCarthy, Hunter	1993-95	81	261	3.22
Carl Small, Cornell College	1993-95	69	222	3.22
Horace Jenkins, Wm. Paterson	1998-01	82	263	3.21
Tom Roeder, St. Joseph's (L.I.)	1999-02	98	303	3.09
Deron Black, Allegheny	1993-96	78	240	3.08
Reuben Reyes, Salve Regina	1993-95	74	226	3.05
Ernie Peavy, Wis.-Platteville	1993-95	87	264	3.03

*record

Annual Individual Champions

Scoring Average

Season	Player, Team	G	FG	FT	Pts.	Avg.	
1974	Dana Wilson, Husson	20	288	122	698	34.9	
1975	Dwain Govan, Bishop	29	392	179	963	33.2	
1976	Rickey Sutton, Lyndon St.	14	207	93	507	36.2	
1977	Rickey Sutton, Lyndon St.	16	223	112	558	34.9	
1978	John Atkins, Knoxville	25	340	103	783	31.3	
1979	Scott Rogers, Kenyon	24	289	109	687	28.6	
1980	Ray Buckland, Mass.-Boston	25	271	153	695	27.8	
1981	Gerald Reece, William Penn	27	306	145	757	28.0	
1982	Ashley Cooper, Ripon	22	256	89	601	27.3	
1983	Shannon Lilly, Bishop	26	345	218	908	34.9	
1984	Mark Van Valkenburg, Framingham St.	25	312	133	757	30.3	
1985	Adam St. John, Maine Maritime	18	193	135	521	28.9	
1986	John Saintignon, UC Santa Cruz	22	291	104	686	31.2	
Season	Player, Team	G	FG	3FG	FT	Pts.	Avg.
1987	Rod Swartz, Hiram	23	232	78	133	675	29.3
1988	Matt Hancock, Colby	27	275	56	247	853	31.6
1989	Greg Grant, TCNJ	32	387	76	194	*1,044	32.6
1990	Grant Glover, Rust	23	235	1	164	635	27.6
1991	Andre Foreman, Salisbury	29	350	39	175	914	31.5
1992	Jeff deLaveaga, Cal Lutheran	28	258	122	187	825	29.5
1993	Dave Shaw, Drew	23	210	74	169	663	28.8
1994	Steve Diekmann, Grinnell	21	250	117	106	723	34.4
1995	Steve Diekmann, Grinnell	20	223	137	162	745	*37.3
1996	Ed Brands, Grinnell	24	260	158	136	814	33.9
1997	Mark Bedell, Fisk	19	177	97	88	539	28.4
1998	Jeff Clement, Grinnell	22	238	*186	84	746	33.9
1999	Jeff Clement, Grinnell	22	217	166	121	721	32.8
2000	Willie Chandler, Misericordia	27	249	92	114	704	26.1
2001	Willie Chandler, Misericordia	26	271	96	125	763	29.3
2002	Patrick Glover, Johnson St.	24	237	28	147	649	27.0
2003	Patrick Glover, Johnson St.	26	269	37	188	763	29.3
2004	Dennis Stanton, Ursinus	27	261	140	217	879	32.6
2005	Tim Russell, Albertus Magnus	25	292	74	161	819	32.8
2006	Kyle Myrick, Lincoln (Pa.)	30	387	59	177	1,010	33.7
2007	Mike Hoyt, Mt. St. Mary (N.Y.)	26	274	121	229	898	34.5

*record

Field-Goal Percentage

Season	Player, Team	G	FG	FGA	Pct.
1974	Fred Waldstein, Wartburg	28	163	248	65.7
1975	Dan Woodard, Elizabethtown	23	190	299	63.5
1976	Paul Merlis, Yeshiva	21	145	217	66.8
1977	Brent Cawelti, Trinity (Conn.)	20	107	164	65.2
1978	Earl Keith, Stony Brook	29	228	322	70.8
1979	Ed Owens, Hampden-Sydney	24	140	192	72.9
1980	E.D. Schechterley, Lynchburg	25	184	259	71.0
1981	Tony Rychlec, Mass. Maritime	25	233	311	74.9
1982	Pete Metzelaars, Wabash	28	271	360	75.3
1983	Mike Johnson, Drew	23	138	205	67.3
1984	Mark Van Valkenburg, Framingham St.	25	312	467	66.8
1985	Reinout Brugman, Muhlenberg	26	176	266	66.2
1986	Oliver Kyler, Frostburg St.	28	183	266	68.8
1987	Tim Ervin, Albion	21	127	194	65.5
1988	Matt Strong, Hope	27	163	232	70.3
1989	Kevin Ryan, TCNJ	32	246	345	71.3
1990	Bill Triplett, NJIT	28	169	237	71.3
1991	Scott Baxter, Capital	26	164	226	72.6
1992	Brett Grebing, Redlands	23	125	176	71.0
1993	Jim Leibel, St. Thomas (Minn.)	28	141	202	69.8
1994	Travis Weiss, St. John's (Minn.)	26	160	209	*76.6
1995	Justin Wilkins, Neb. Wesleyan	28	163	237	68.8
1996	Jason Light, Emory & Henry	25	207	294	70.4
1997	Jason Hayes, Marietta	25	184	271	67.9
1998	Lonnie Walker, Alvernia	27	165	237	69.6
1999	Jason Nickerson, Va. Wesleyan	26	242	363	66.7
2000	Jack Jirak, Hampden-Sydney	28	147	220	66.8
2001	John Thomas, Fontbonne	22	157	223	70.4
2002	Omar Warthen, Neumann	27	135	202	66.8
2003	Aaron Marshall, St. Lawrence	27	206	305	67.5
2004	Jon Konzelman, Baptist Bible (Pa.)	26	144	212	67.9
2005	Brandon King, Rowan	26	141	196	71.9
2006	Brian Schmitting, Ripon	21	122	160	76.3
2007	Brandon Adair, Va. Wesleyan	32	246	356	69.1

*record

Three-Point Field Goals Made Per Game

Season	Player, Team	G	3FG	Avg.
1987	Scott Fearrin, MacMurray	25	96	3.8
1988	Jeff Jones, Lycoming	23	97	4.2
1989	Brad Block, Aurora	26	112	4.3
1990	Chris Hamilton, Blackburn	24	109	4.5
1991	Chris Jans, Loras	25	133	5.3
1992	Jeff deLaveaga, Cal Lutheran	28	122	4.4
1993	Mike Connelly, Catholic	27	111	4.1
1994	Steve Diekmann, Grinnell	21	117	5.6
1995	Steve Diekmann, Grinnell	20	137	6.8
1996	Ed Brands, Grinnell	24	158	6.6
1997	Jeff Clement, Grinnell	22	113	5.1
1998	Jeff Clement, Grinnell	22	*186	*8.5
1999	Jeff Clement, Grinnell	22	166	7.5
2000	Woody Piirto, Grinnell	20	87	4.3
2001	Nevada Smith, Bethany (W.V.)	26	101	3.9
2002	Steve Nordlund, Grinnell	24	137	5.7
2003	Steve Nordlund, Grinnell	28	119	4.8
2004	Billy Shivers, Redlands	25	153	6.1
2005	Jarett Kearse, Lincoln (Pa.)	22	105	4.8
2006	Amir Mazarei, Redlands	24	138	5.8
2007	Amir Mazarei, Redlands	23	143	6.2

*record

Three-Point Field-Goal Percentage

Season	Player, Team	G	3FG	3FGA	Pct.
1987	Chris Miles, NJIT	26	41	65	63.1
1988	Ray Magee, Richard Stockton	26	41	71	57.7
1989	Reggie James, NJIT	29	59	88	*67.0
1990	Matt Miota, Lawrence	22	33	54	61.1
1991	Mike Bachman, Alma	26	46	76	60.5
1992	John Knack, Plattsburgh St.	26	44	84	52.4
1993	Brad Apple, Greensboro	26	49	91	53.8
1994	Trever George, Coast Guard	23	38	72	52.8
1995	Tony Frieden, Manchester	32	58	107	54.2
1996	Joey Bigler, John Carroll	27	54	111	48.6
1997	Andy Strommen, Chicago	27	49	93	52.7
1998	Pat Maloney, Catholic	29	59	114	51.8
1999	Al Callejas, Scranton	26	66	122	54.1
2000	Brett Lively, Mary Washington	20	40	78	51.3
2001	Bryan Bertola, Lake Forest	23	58	110	52.7
2002	Doug Schneider, Pitt.-Bradford	28	78	143	54.5
2003	Jeremy Currier, Endicott	28	74	144	51.4
2004	Landon Lewis, Chapman	24	84	159	52.8
2005	John McAllen, Rivier	26	68	135	50.4
2006	Peter Lipka, Farmingdale	26	67	121	55.4
2007	Nate Stahl, Capital	28	74	146	50.7

*record

Free-Throw Percentage

Season	Player, Team	G	FT	FTA	Pct.
1974	Bruce Johnson, Plymouth St.	17	73	81	90.1
1975	Harold Howard, Austin	24	83	92	90.2
1976	Tim Mieux, Hamline	25	88	95	92.6
1977	Mike Scheib, Susquehanna	22	80	85	94.1
1978	Jerry Prestier, Baldwin-Wallace	25	125	134	93.3
1979	Joe Purcell, King's (Pa.)	26	66	71	93.0
1980	David Whiteside, UNC Greensboro	28	120	132	90.9
1981	Jim Cooney, Elmhurst	26	65	72	90.3
1982	Shannon Lilly, Bishop	22	142	153	92.8
1983	Mike Sain, Eureka	26	66	72	91.7
1984	Chris Genian, Redlands	24	71	78	91.0
1985	Bob Possehl, Coe	22	59	65	90.8
1986	Eric Jacobs, Scranton	29	81	87	93.1
1987	Chris Miles, NJIT	26	70	76	92.1
1988	Jeff Bowers, Southern Me.	29	95	102	93.1
1989	Yudi Teichman, Yeshiva	21	119	125	95.2
1990	Todd Reinhardt, Wartburg	26	91	98	92.9
1991	Andy Enfield, Johns Hopkins	29	123	129	95.3
1992	Chris Carideo, Widener	26	80	84	95.2
1993	Jim Durrell, Colby-Sawyer	25	67	72	93.1
1994	Jason Prenevost, Middlebury	22	60	64	93.8
1995	Matt Freeseemann, Wartburg	24	128	138	92.8
1996	Charlie Nanick, Scranton	25	96	103	93.2

Season	Player, Team	G	FT	FTA	Pct.
1997	Mark Giovino, Babson	28	86	91	94.5
1998	Chanse Young, Manchester	25	65	68	95.6
1999	Ryan Eklund, Wis.-La Crosse	26	80	87	92.0
2000	Korey Coon, III, Wesleyan	25	157	163	*96.3
2001	Derrick Rogers, Averett	27	72	77	93.5
2002	Jason Luisi, Suffolk	28	87	94	92.6
2003	Nick Wilkins, Coe	26	66	69	95.7
2004	Joe Bueckers, Concordia-M'head	26	71	75	94.7
2005	Hans Hoeg, Wis.-River Falls	25	113	121	93.4
2006	Tony Bollier, Wheaton (Ill.)	25	104	112	92.9
	Matt Secrease, Hendrix	24	65	70	92.9
2007	Joseph Chatman, Lesley	27	126	133	94.7

*record

Rebound Average

Season	Player, Team	G	Reb.	Avg.
1974	Fred Petty, Southern N.H.	22	436	19.8
1975	Larry Parker, Plattsburgh St.	23	430	18.7
1976	Joe Manley, Bowie St.	29	*579	*19.97
1977	Larry Williams, Pratt	24	457	19.0
1978	John Jordan, Southern Me.	29	536	18.5
1979	Dave Kufeld, Yeshiva	20	355	17.8
1980	Dave Kufeld, Yeshiva	20	353	17.7
1981	Kevin Clark, Clark (Mass.)	27	465	17.2
1982	Len Washington, Mass.-Boston	23	361	15.7
1983	Luis Frias, Anna Maria	23	320	13.9
1984	Joe Weber, Aurora	27	370	13.7
1985	Albert Wells, Rust	22	326	14.8
1986	Russell Thompson, Westfield St.	22	338	15.4
1987	Randy Gorniak, Penn St.-Behrend	25	410	16.4
1988	Mike Nelson, Hamilton	26	349	13.4
1989	Clinton Montford, Methodist	27	459	17.0
1990	Michael Stubbs, Trinity (Conn.)	22	398	18.1
1991	Mike Smith, Hamilton	27	435	16.1
1992	Jeff Black, Fitchburg St.	22	363	16.5
1993	Steve Lemmer, Hamilton	27	404	15.0
1994	Chris Sullivan, St. John Fisher	23	319	13.9
1995	Scott Suhr, Milwaukee Engr.	25	349	14.0
1996	Craig Jones, Rochester Inst.	26	363	14.0
1997	Lonnie Walker, Alvernia	32	430	13.4
1998	Adam Doll, Simpson	25	366	14.6
1999	Anthony Peeples, Montclair St.	24	345	14.4
2000	Jeff Gibbs, Otterbein	23	307	13.3
2001	Jeff Gibbs, Otterbein	25	390	15.6
2002	Jeff Gibbs, Otterbein	32	523	16.3
2003	Jed Johnson, Maine Maritime	25	414	16.6
2004	Matt Clement, Maine Maritime	19	303	15.9
2005	Jeremy Coleman, Phila. Bible	28	391	14.0
2006	Anthony Fitzgerald, Villa Julie	29	416	14.3
2007	Nick Harrington, Southern Vt.	21	281	13.4

*record

Assist Average

Season	Player, Team	G	Ast.	Avg.
1989	Robert James, Kean	27	*391	*13.5
1990	Albert Kirchner, Mt. St. Vincent	24	267	11.1
1991	Eric Johnson, Coe	24	238	9.9
1992	Edgar Loera, La Verne	23	202	8.8
1993	David Genovese, Mt. St. Vincent	27	237	8.8
1994	Phil Dixon, Shenandoah	26	253	9.7
1995	Joe Marcotte, N.J. Inst. of Tech	30	292	9.7
1996	Andre Bolton, Chris. Newport	30	289	9.6
1997	Deshone Bond, Stillman	25	235	9.4
1998	David Rubin, Hobart	25	237	9.5
1999	Tim Kelly, Pacific Lutheran	25	214	8.6
2000	Daniel Martinez, McMurry	29	229	7.9
2001	Jimmy Driggs, Hamilton	25	213	8.5
2002	Tennyson Whitted, Ramapo	29	319	11.0
2003	Tennyson Whitted, Ramapo	30	253	8.4
2004	Michael Crotty, Williams	32	249	7.8
2005	John Ancrum, Elms	29	245	8.4
2006	David Arseneault, Grinnell	23	198	8.6
2007	David Arseneault, Grinnell	24	203	8.5

*record

Blocked-Shot Average

Season	Player, Team	G	Stl.	Avg.
1993	Matt Cusano, Scranton	29	145	5.0
1994	Andrew South, NJIT	27	128	4.7
1995	Ira Nicholson, Mt. St. Vincent	28	188	6.7
1996	Ira Nicholson, Mt. St. Vincent	27	163	6.0
1997	Tory Black, NJIT	26	*198	*7.6
1998	Tony Seehase, Upper Iowa	23	89	3.9
1999	Neil Edwards, York (N.Y.)	26	144	5.5
2000	Neil Edwards, York (N.Y.)	26	193	7.4
2001	Johnny Woods, Wesley	22	101	4.6
2002	Kyle McNamar, Curry	25	107	4.3
2003	John Bunch, Lincoln (Pa.)	23	92	4.0
2004	John Bunch, Lincoln (Pa.)	25	173	6.9
2005	Ifesinachi Anosike, Salem St.	29	129	4.4
2006	Drew Cohen, Colby	23	111	4.8
2007	Kerry Gibson, Wis.-Oshkosh	27	103	3.8

*record

Steal Average

Season	Player, Team	G	Stl.	Avg.
1993	Moses Jean-Pierre, Plymouth St.	25	114	4.6
1994	Moses Jean-Pierre, Plymouth St.	30	*189	*6.3
1995	Barry Aranoff, Yeshiva	22	121	5.5
1996	Purvis Presha, Stillman	25	144	5.8
1997	John Gallogly, Salve Regina	24	137	5.7
1998	John Gallogly, Salve Regina	23	121	5.3
1999	Mario Thompson, Occidental	24	114	4.8
2000	Daniel Martinez, McMurry	29	178	6.1
2001	Keith Darden, Concordia (Tex.)	24	111	4.6
2002	Tennyson Whitted, Ramapo	29	138	4.8
2003	Benny West, Howard Payne	24	99	4.1
2004	Benny West, Howard Payne	25	116	4.6
2005	Keith Darden, Concordia (Tex.)	25	96	3.8
2006	Quameir Harding, Ramapo	29	116	4.0
2007	Elbie Murphy, St. Joseph's (Me.)	30	126	4.2

*record

Annual Team Champions

Won-Lost Percentage

Season	Team	Won	Lost	Pct.
1974	Calvin	21	2	.913
1975	Calvin	22	1	.957
1976	Husson	25	1	.961
1977	Mass.-Boston	25	3	.893
1978	North Park	29	2	.935
1979	Stony Brook	24	3	.889
1980	Franklin Pierce	29	2	.935
1981	Potsdam St.	30	2	.938
1982	St. Andrews	27	3	.900
1983	Roanoke	31	2	.939
1984	Roanoke	27	2	.931
1985	Colby	22	3	.880
1986	Potsdam St.	32	0	1.000
1987	Potsdam St.	28	1	.966
1988	Scranton	29	3	.906
1989	TCNJ	30	2	.938
1990	Colby	26	1	.963
1991	Hamilton	26	1	.963
1992	Calvin	31	1	.969
1993	Rowan	29	2	.935
1994	Wittenberg	30	2	.938
1995	Wis.-Platteville	31	0	1.000
1996	Wilkes	28	2	.933
1997	Ill. Wesleyan	29	2	.935
1998	Wis.-Platteville	30	0	1.000
1999	Connecticut Col.	28	1	.966
2000	Calvin	30	2	.938
2001	Mass.-Dartmouth	25	3	.893
2002	Carthage	28	2	.933
2003	Williams	31	1	.969
2004	Williams	30	2	.938
2005	St. John Fisher	28	1	.966
2006	Lawrence	25	1	.962
2007	Amherst	30	2	.938

Scoring Offense

Season	Team	G	W-L	Pts.	Avg.
1974	Bishop	26	14-12	2,527	97.2
1975	Bishop	29	25-4	2,932	101.1
1976	Husson	26	25-1	2,567	98.7
1977	Mercy	25	16-9	2,587	103.5
1978	Mercy	26	16-10	2,602	101.1
1979	Ashland	25	14-11	2,375	95.0
1980	Franklin Pierce	31	29-2	3,073	99.1
1981	Husson	23	20-3	2,173	94.5
1982	Husson	26	19-7	2,279	87.7
1983	Bishop	26	18-8	2,529	97.3
1984	St. Joseph's (Me.)	29	24-5	2,666	91.9
1985	St. Joseph's (Me.)	30	22-8	2,752	91.7

Season	Team	G	W-L	Pts.	Avg.
1986	St. Joseph's (Me.)	30	26-4	2,837	94.6
1987	Bishop	26	13-13	2,534	97.5
1988	St. Joseph's (Me.)	29	20-9	2,785	96.0
1989	Redlands	25	15-10	2,507	10.3
1990	Salisbury	27	14-13	2,822	104.5
1991	Redlands	26	15-11	2,726	104.8
1992	Redlands	25	18-7	2,510	10.4
1993	Salisbury	26	18-8	2,551	98.1
1994	Grinnell	21	13-8	2,297	109.4
1995	Grinnell	21	14-7	2,422	115.3
1996	Grinnell	25	17-8	2,587	103.5
1997	Grinnell	22	10-12	2,254	102.5
1998	Grinnell	22	10-12	2,434	11.6
1999	Grinnell	22	11-11	2,509	114.0
2000	Grinnell	21	6-15	2,175	103.6
2001	Grinnell	24	16-8	2,837	118.2
2002	Grinnell	24	12-12	2,997	124.9
2003	Grinnell	25	19-6	3,119	124.8
2004	Grinnell	24	18-6	3,029	126.2
2005	Redlands	25	14-11	*3,310	*132.4
2006	Grinnell	23	14-9	2,699	117.3
2007	Redlands	24	17-7	2,810	117.1

*record

Scoring Defense

Season	Team	G	W-L	Pts.	Avg.
1974	Fredonia St.	22	13-9	1,049	47.7
1975	Chicago	15	9-6	790	52.7
1976	Fredonia St.	23	10-13	1,223	53.2
1977	Hamline	30	22-8	1,560	52.0
1978	Widener	31	26-5	1,693	54.6
1979	Coast Guard	24	21-3	1,160	48.3
1980	John Jay	27	10-17	1,411	52.3
1981	Wis.-Stevens Point	26	19-7	1,394	53.6
1982	Wis.-Stevens Point	28	22-6	1,491	53.3
1983	Ohio Northern	26	18-8	1,379	53.0
1984	Wis.-Stevens Point	32	28-4	1,559	48.7
1985	Wis.-Stevens Point	30	25-3	1,438	47.9
1986	Widener	27	15-12	1,356	50.2
1987	Muskingum	27	16-11	1,454	53.9
1988	Ohio Northern	30	21-9	1,734	57.8
1989	Wooster	28	21-7	1,600	57.1
1990	Randolph-Macon	29	24-5	1,646	56.8
1991	Ohio Northern	27	14-13	1,508	55.9
1992	Wittenberg	29	23-6	1,651	56.9
1993	St. Thomas (Minn.)	28	19-9	1,599	57.1
1994	Yeshiva	22	12-10	1,308	59.5
1995	Johnson St.	26	15-11	1,559	60.0
1996	Upper Iowa	26	21-5	1,500	57.7
1997	Wis.-Platteville	27	24-3	1,283	*47.5
1998	Wis.-Platteville	30	30-0	1,552	51.7
1999	Rowan	27	25-2	1,549	57.4

DIVISION III

Season	Team	G	W-L	Pts.	Avg.
2000	Baruch	28	19-9	1,639	58.5
2001	Cortland St.	28	21-7	1,678	59.9
2002	Babson	30	25-5	1,693	56.4
2003	Randolph-Macon	30	28-2	1,599	53.3
2004	Penn St.-Behrend	26	22-4	1,366	52.5
2005	Wittenberg	29	25-4	1,613	55.6
2006	Wittenberg	34	30-4	1,857	54.6
2007	Mississippi Col.	30	27-3	1,711	57.0

*record

Scoring Margin

Season	Team	Off.	Def.	Mar.
1974	Fisk	83.3	65.7	17.6
1975	Monmouth (Ill.)	83.9	66.0	17.9
1976	Husson	98.7	67.6	*31.1
1977	Husson	101.2	78.6	22.6
1978	Stony Brook	86.6	68.7	17.9
1979	North Park	84.4	67.3	17.1
1980	Franklin Pierce	99.1	76.5	22.6
1981	Husson	94.5	70.1	24.4
1982	Hope	83.9	70.0	13.8
1983	Trinity (Conn.)	79.8	61.4	18.4
1984	Wis.-Stevens Point	68.4	48.7	19.7
1985	Hope	85.4	66.0	19.4
1986	Potsdam St.	81.5	57.3	24.2
1987	NJIT	90.8	63.9	26.9
1988	Cal St. San B'dino	89.4	69.4	20.0
1989	TCNJ	92.3	68.5	23.8
1990	Colby	94.7	71.9	22.8
1991	Hamilton	89.8	66.2	23.6
1992	NJIT	95.0	73.4	21.6
1993	NJIT	90.4	65.7	24.7
1994	Rowan	89.6	64.4	25.3
1995	Colby-Sawyer	94.4	71.7	22.6
1996	Cabrini	89.4	67.6	21.8
1997	Williams	83.6	62.5	21.0
1998	Wis.-Platteville	73.9	51.7	22.2
1999	Hampden-Sydney	84.2	62.3	21.9
2000	Hampden-Sydney	88.2	66.4	21.8
2001	Chapman	81.2	63.4	17.9
2002	Brockport St.	84.5	64.9	19.6
2003	Williams	83.1	62.4	20.7
2004	Amherst	87.1	66.3	20.8
2005	Wittenberg	74.2	55.6	18.6
2006	Wooster	98.2	76.6	21.5
2007	Amherst	81.4	60.8	20.6

*record

Field-Goal Percentage

Season	Team	FG	FGA	Pct.
1974	Muskingum	560	1,056	53.0
1975	Savannah St.	1,072	1,978	54.2
1976	Stony Brook	778	1,401	55.5
1977	Stony Brook	842	1,455	57.9
1978	Stony Brook	1,033	1,721	*60.0
1979	Stony Brook	980	1,651	59.4
1980	Framingham St.	924	1,613	57.3
1981	Averett	845	1,447	58.4
1982	Lebanon Valley	608	1,098	55.4
1983	Bishop	1,037	1,775	58.4
1984	Framingham St.	849	1,446	58.7
1985	Me.-Farmington	751	1,347	55.8
1986	Frostburg St.	971	1,747	55.6
1987	NJIT	969	1,799	53.9
1988	Rust	878	1,493	58.8
1989	Bridgewater (Va.)	650	1,181	55.0
1990	Wartburg	792	1,474	53.7
1991	Otterbein	1,104	2,050	53.9
1992	Bridgewater (Va.)	706	1,315	53.7
1993	St. John's (Minn.)	744	1,415	52.6
1994	Oglethorpe	774	1,491	51.9
1995	Simpson	892	1,627	54.8
1996	Simpson	946	1,749	54.1
1997	Neb. Wesleyan	968	1,834	52.8
1998	Ill. Wesleyan	843	1,546	54.5
1999	Lebanon Valley	751	1,445	52.0
2000	Franklin	814	1,577	51.6

Season	Team	FG	FGA	Pct.
2001	St. John's (Minn.)	772	1,471	52.5
2002	Wis.-Oshkosh	784	1,500	52.3
2003	Wis.-Oshkosh	849	1,600	53.1
2004	Chapman	648	1,266	51.2
2005	Cal Lutheran	659	1,251	52.7
2006	Baldwin-Wallace	933	1,743	53.5
2007	Mississippi Col.	789	1,504	52.5

*record

Field-Goal Percentage Defense

Season	Team	FG	FGA	Pct.
1978	Grove City	589	1,477	39.9
1979	Coast Guard	464	1,172	39.6
1980	Calvin	552	1,364	40.5
1981	Wittenberg	670	1,651	40.6
1982	Tufts	622	1,505	41.3
1983	Trinity (Conn.)	580	1,408	41.2
1984	Widener	617	1,557	39.6
1985	Colby	679	1,712	39.7
1986	Widener	531	1,344	39.5
1987	Widener	608	1,636	37.2
1988	Rust	603	1,499	40.2
1989	Wooster	595	1,563	38.1
1990	Rochester	760	1,990	38.2
1991	Hamilton	679	1,771	38.3
1992	Scranton	589	1,547	38.1
1993	Scranton	659	1,806	36.5
1994	Lebanon Valley	708	1,925	36.8
1995	New Jersey City	702	1,897	37.0
1996	Bowdoin	569	1,482	38.4
1997	NJIT	572	1,565	36.5
1998	Rhodes	552	1,488	37.1
1999	Grove City	533	1,469	36.3
2000	Baruch	608	1,689	36.0
2001	Endicott	575	1,569	36.6
2002	Rowan	503	1,377	36.5
2003	Trinity (Tex.)	589	1,587	37.1
2004	Kean	517	1,398	37.0
2005	Lebanon Valley	576	1,595	36.1
2006	Huntingdon	568	1,604	*35.4
2007	New York U.	552	1,560	*35.4

*record

Three-Point Field Goals Made Per Game

Season	Team	G	3FG	Avg.
1987	Grinnell	22	166	7.5
1988	Southern Me.	29	233	8.0
1989	Redlands	25	261	10.4
1990	Augsburg	25	266	10.6
1991	Redlands	26	307	11.8
1992	Catholic	26	335	12.9
1993	Anna Maria	27	302	11.2
1994	Grinnell	21	297	14.1
1995	Grinnell	21	368	17.5
1996	Grinnell	25	415	16.6
1997	Grinnell	22	367	16.7
1998	Grinnell	22	406	18.5
1999	Grinnell	22	436	19.8
2000	Grinnell	21	353	16.8
2001	Grinnell	24	443	18.5
2002	Grinnell	24	490	20.4
2003	Grinnell	25	522	20.9
2004	Redlands	25	585	23.4
2005	Redlands	25	*595	*23.8
2006	Redlands	24	507	21.1
2007	Redlands	24	440	18.3

*record

Three-Point Field-Goal Percentage

Season	Team	G	3FG	3FGA	Pct.
1987	Mass.-Dartmouth	28	102	198	51.5
1988	Richard Stockton	26	122	211	57.8
1989	NJIT	29	124	200	*62.0
1990	Western New Eng.	26	85	167	50.9

Season	Team	G	3FG	3FGA	Pct.
1991	Ripon	26	154	331	46.5
1992	Dickinson	27	126	267	47.2
1993	DePauw	26	191	419	45.6
1994	Eureka	31	317	646	49.1
1995	Manchester	32	222	487	45.6
1996	John Carroll	27	169	388	43.6
1997	Williams	30	235	507	46.4
1998	Franklin	29	168	390	43.1
1999	Union (N.Y.)	25	233	512	45.5
2000	Franklin	28	195	467	41.8
2001	Albion	25	192	417	46.0
2002	Gordon	27	262	590	44.4
2003	Wis.-Oshkosh	32	229	532	43.0
2004	Ill. Wesleyan	28	201	458	43.9
2005	Concordia-M'head	25	140	322	43.5
2006	Potsdam St.	28	210	485	43.3
2007	Augustana (Ill.)	28	159	361	44.0

*record

Free-Throw Percentage

Season	Team	FT	FTA	Pct.
1974	Lake Superior St.	369	461	80.0
1975	Muskingum	298	379	78.6
1976	Case Reserve	266	343	77.6
1977	Hamilton	491	640	76.7
1978	Case Reserve	278	351	79.2
1979	Marietta	364	460	79.1
1980	Denison	377	478	78.9
1981	Ripon	378	494	76.5
1982	Otterbein	458	589	77.8
1983	DePauw	368	475	77.5
1984	Redlands	426	534	79.8
1985	Wis.-Stevens Point	363	455	79.8
1986	Heidelberg	375	489	76.7
1987	Denison	442	560	78.9
1988	Capital	377	473	79.7
1989	Colby	464	585	79.3
1990	Colby	485	605	80.2
1991	Wartburg	565	711	79.5
1992	Thiel	393	491	80.0
1993	Colby	391	506	77.3
1994	Wheaton (Ill.)	455	572	79.5
1995	Baldwin-Wallace	454	582	78.0
1996	Anderson	454	592	76.7
1997	Ill. Wesleyan	616	790	78.0
1998	Wis.-Oshkosh	516	631	*81.8

Season	Team	FT	FTA	Pct.
1999	Carleton	423	540	78.3
2000	Ill. Wesleyan	426	543	78.5
2001	Franklin	570	713	79.9
2002	Moravian	407	512	79.5
2003	Wooster	543	685	79.3
2004	St. Norbert	307	377	81.4
2005	Louisiana Col.	358	455	78.7
2006	Wis.-Stevens Point	419	529	79.2
2007	Wis.-Stevens Point	339	412	82.3

*record

Rebound Margin

Season	Team	Off.	Def.	Mar.
1976	Bowie St.	54.0	37.5	16.5
1977	Husson	51.6	35.0	16.7
1978	Gallaudet	46.3	33.0	13.3
1979	St. Lawrence	43.2	28.7	14.5
1980	Elmira	41.4	28.7	12.7
1981	Clark (Mass.)	40.0	25.0	15.0
1982	Maryville (Mo.)	41.0	26.7	14.4
1983	Framingham St.	38.0	22.2	15.8
1984	New England Col.	43.3	29.3	14.0
1985	Bethel (Minn.)	45.0	32.2	12.8
1986	St. Joseph's (Me.)	43.7	29.5	14.2
1987	Elmira	40.6	29.3	11.3
1988	Cal St. San B'dino	46.6	29.7	16.9
1989	Yeshiva	49.8	34.6	15.2
1990	Bethel (Minn.)	42.2	30.3	12.0
1991	Hamilton	49.6	32.5	*17.0
1992	Bethel (Minn.)	42.3	31.0	11.3
1993	Eureka	33.9	22.2	11.7
1994	Maritime (N.Y.)	46.3	32.3	14.1
1995	Wittenberg	43.1	29.2	13.9
1996	Cabrini	47.9	34.7	13.1
1997	Rochester Inst.	42.8	31.9	10.8
1998	Chris. Newport	47.5	33.7	13.9
1999	Rensselaer	41.5	29.8	11.7
2000	Albright	41.3	29.6	11.7
2001	Wittenberg	44.7	30.7	14.0
2002	Wittenberg	42.5	30.1	12.4
2003	Williams	43.7	31.1	12.6
2004	Wooster	40.6	27.8	12.8
2005	Norwich	45.1	32.6	12.5
2006	Coast Guard	40.6	29.5	11.1
2007	New York U.	39.9	29.4	10.5

*record

2007 Most-Improved Teams

School (Coach)	2007	2006	*Games Improved
1. Eureka (Jay Bruer)	16-10	4-22	12
2. FDU-Florham (Peter Marion)	17-10	6-19	10
2. Guilford (Tom Palombo)	24-5	13-14	10
4. LaGrange (Warren Haynes)	18-9	8-18	9½
5. Brockport St. (Nelson Whitmore)	26-6	15-13	9
5. North Park (Paul Brenegan)	13-12	4-21	9
7. Aurora (James Lancaster)	25-3	16-11	8½
7. Clarkson (Adam Stockwell)	14-12	5-20	8½
7. Hunter (Nick Plevritis)	12-14	3-22	8½
10. Chestnut Hill (Jesse Balcer)	19-9	10-16	8
10. Redlands (Gary Smith)	17-7	9-15	8
10. St. Lawrence (Chris Downs)	23-6	13-12	8
10. Wis.-Stevens Point (Bob Semling)	26-3	17-10	8
14. Defiance (Jonathon Miller)	17-9	9-16	7½
14. Rivier (Dave Morissette)	20-9	11-15	7½

School (Coach)	2007	2006	*Games Improved
14. Rowan (Joe Cassidy)	20-6	12-13	7½
17. Babson (Steve Brennan)	16-10	9-17	7
17. Cal Lutheran (Rich Rider)	17-8	10-15	7
17. DePauw (Bill Fenlon)	22-6	15-13	7
17. Greensboro (Bryan Galuski)	20-7	12-13	7
17. Lake Forest (Chris Conger)	15-10	7-16	7
17. LeTourneau (Robert Davis)	15-10	8-17	7
17. Lewis & Clark (Bob Galliard)	19-7	11-13	7
17. MacMurray (Steve Hettinga)	16-9	9-16	7
17. Medaille (Mike MacDonald)	11-14	4-21	7
17. Rhode Island Col. (Bob Walsh)	27-4	19-10	7
17. Texas-Dallas (Terry Butterfield)	18-8	11-15	7
17. Westminster (Pa.) (Larry Ondako)	18-9	11-16	7

*To determine games improved, add the difference in victories between the two seasons to the difference in losses, then divide by two.

All-Time Winningest Teams

Includes records as a senior college only; minimum 10 seasons of competition. Postseason games are included.

By Percentage

Team	Yrs.	Won	Lost	Pct.
1. Wittenberg.....	96	1,559	618	.716
2. Colby-Sawyer.....	17	306	148	.674
3. Calvin.....	88	1,220	591	.674
4. Cabrini.....	27	497	250	.665
5. Hope.....	102	1,380	700	.663
6. Wooster.....	107	1,449	745	.660
7. St. Joseph's (Me.).....	36	628	328	.657
8. Chris. Newport.....	40	692	362	.657
9. Williams.....	106	1,284	679	.654
10. Staten Island.....	29	524	285	.648
11. Richard Stockton.....	35	606	330	.647
12. Wis.-Eau Claire.....	91	1,281	703	*.646
13. Ill. Wesleyan.....	98	1,431	807	.639
14. St. John Fisher.....	45	702	399	.638
15. New Jersey City.....	65	975	556	.637
16. St. Thomas (Minn.).....	98	1,397	803	.635
17. New York U.....	89	1,157	666	.635
18. Wis.-Stevens Point.....	109	1,253	745	.627
19. Roanoke.....	94	1,242	742	.626
20. Wartburg.....	72	1,055	643	.621
21. Mass.-Dartmouth.....	41	650	415	.610
22. Defiance.....	98	1,247	806	.607
23. Amherst.....	106	1,059	686	.607
24. Randolph-Macon.....	94	1,288	844	.604
25. Springfield.....	98	1,300	854	.604
26. Augustana (Ill.).....	102	1,276	842	.602
27. Scranton.....	90	1,267	846	.600
28. Colby.....	67	933	630	.597
29. Capital.....	101	1,183	799	.597
30. Buffalo St.....	78	998	680	.595

*includes one tie

By Victories

Team	Yrs.	Won	Lost	Pct.
1. Wittenberg.....	96	1,559	618	.716
2. Wooster.....	107	1,449	745	.660
3. Ill. Wesleyan.....	98	1,431	807	.639
4. St. Thomas (Minn.).....	98	1,397	803	.635
5. Hope.....	102	1,380	700	.663
6. Neb. Wesleyan.....	102	1,311	907	.591
7. Springfield.....	98	1,300	854	.604
8. Randolph-Macon.....	94	1,288	844	.604
9. Williams.....	106	1,284	679	.654
10. Gust. Adolphus.....	98	1,284	885	.592
11. Wis.-Eau Claire.....	91	1,281	703	.646
12. Augustana (Ill.).....	102	1,276	842	.602
13. Scranton.....	90	1,267	846	.600
14. Wis.-Stevens Point.....	109	1,253	745	.627
15. Defiance.....	98	1,247	806	.607
16. Wheaton (Ill.).....	106	1,244	961	.564
17. Roanoke.....	94	1,242	742	.626
18. Calvin.....	88	1,220	591	.674
19. Willamette.....	83	1,205	900	.572
20. Loras.....	99	1,202	926	.565
21. Muskingum.....	105	1,196	896	.572
22. Rochester (N.Y.).....	106	1,189	847	.584
23. Capital.....	101	1,183	799	.597
24. DePauw.....	101	1,174	910	.563
25. Hamline.....	97	1,174	918	.561
26. Hampden-Sydney.....	96	1,169	870	.573
27. Frank. & Marsh.....	104	1,166	821	.587
28. Mount Union.....	110	1,166	996	.539
29. Ohio Wesleyan.....	102	1,158	1,035	.528
30. New York U.....	89	1,157	666	.635

*includes one tie

Winningest Teams of the 2000s

BY PERCENTAGE

(Minimum five seasons as NCAA member)

Team	Yrs.	Won	Lost	Pct.
1. Wooster.....	8	209	33	.864
2. Amherst.....	8	198	37	.843
3. Wittenberg.....	8	189	40	.825
4. Wis.-Stevens Point.....	8	189	43	.815
5. Mississippi Col.....	8	181	42	.812
6. Salem St.....	8	184	44	.807
7. Catholic.....	8	190	47	.802
8. Washington-St. Louis.....	8	166	44	.790
9. Maryville (Tenn.).....	8	181	48	.790
10. Buena Vista.....	8	180	50	.783
11. Williams.....	8	173	49	.779
12. Hampden-Sydney.....	8	180	51	.779
13. Hanover.....	8	168	49	.774
14. St. John Fisher.....	8	169	53	.761
15. Calvin.....	8	177	58	.753
16. Chris. Newport.....	8	165	55	.750
17. Rochester (N.Y.).....	8	161	54	.749
18. St. Thomas (Minn.).....	8	161	56	.742
19. McMurry.....	8	159	56	.740
20. Chapman.....	8	149	53	.738
21. Trinity (Conn.).....	8	146	52	.737
22. Hope.....	8	165	60	.733
23. Trinity (Tex.).....	8	161	59	.732
24. Aurora.....	8	158	58	.731
25. Gust. Adolphus.....	8	163	61	.728
26. Va. Wesleyan.....	8	165	63	.724
27. Alvernia.....	8	163	63	.721
28. Penn St.-Behrend.....	8	160	62	.721
29. Frank. & Marsh.....	8	162	64	.717
30. Keene St.....	8	162	65	.714

BY VICTORIES

(Minimum five seasons as NCAA member)

Team	Yrs.	Won	Lost	Pct.
1. Wooster.....	8	209	33	.864
2. Amherst.....	8	198	37	.843
3. Catholic.....	8	190	47	.802
4. Wittenberg.....	8	189	40	.825
Wis.-Stevens Point.....	8	189	43	.815
6. Salem St.....	8	184	44	.807
7. Mississippi Col.....	8	181	42	.812
Maryville (Tenn.).....	8	181	48	.790
9. Buena Vista.....	8	180	50	.783
Hampden-Sydney.....	8	180	51	.779
11. Calvin.....	8	177	58	.753
12. Williams.....	8	173	49	.779
13. St. John Fisher.....	8	169	53	.761
14. Hanover.....	8	168	49	.774
Brockport St.....	8	168	68	.712
16. Washington-St. Louis.....	8	166	44	.790
17. Chris. Newport.....	8	165	55	.750
Hope.....	8	165	60	.733
Va. Wesleyan.....	8	165	63	.724
20. Gust. Adolphus.....	8	163	61	.728
Alvernia.....	8	163	63	.721
22. Frank. & Marsh.....	8	162	64	.717
Keene St.....	8	162	65	.714
24. Rochester (N.Y.).....	8	161	54	.749
St. Thomas (Minn.).....	8	161	56	.742
Trinity (Tex.).....	8	161	59	.732
27. Penn St.-Behrend.....	8	160	62	.721
28. McMurry.....	8	159	56	.740
Ramapo.....	8	159	66	.707
30. Aurora.....	8	158	58	.731

All-Time Won-Lost Records


(Alphabetical Listing; No Minimum Seasons of Competition)

Team	First Year	Yrs.	Won	Lost	Pct.
Adrian.....	1903	96	749	1,204	.384
Albion.....	1898	96	1,020	866	.541
Albright.....	1901	100	1,155	1,011	.533
Alfred.....	1908	90	761	999	.432
Allegheny.....	1896	112	1,089	921	.542
Alma.....	1912	94	887	1,052	.457
Alvernia.....	1975	33	526	361	.593
Amherst.....	1902	106	1,059	686	.607
Anderson (Ind.).....	1932	75	909	914	.499
Anna Maria.....	1983	25	292	349	.456
Augustana (Ill.).....	1902	102	1,276	842	.602
Aurora.....	1913	91	889	894	.499
Austin.....	1912	77	550	1,024	.349
Babson.....	1931	67	734	684	.518
Baldwin-Wallace.....	1904	102	1,082	1,002	.519
Bates.....	1901	78	673	866	.437
Beloit.....	1906	97	1,099	759	.591
Benedictine (Ill.).....	1966	42	580	489	.543
Bethany (W.Va.).....	1906	99	882	1,046	.457
Bethel (Minn.).....	1947	61	707	716	.497
Bluffton.....	1915	92	793	1,103	.418
Bowdoin.....	1942	66	605	738	.450
Bridgewater (Va.).....	1903	86	808	963	.456
Bridgewater St.....	1906	87	838	854	.495
Brockport St.....	1929	75	869	709	.551
Buena Vista.....	1917	88	835	1,002	.455
Buffalo St.....	1927	78	998	680	.595
Cabrini.....	1981	27	497	250	.665
Cal Lutheran.....	1962	46	568	668	.460
Cal St. East Bay.....	1962	46	517	705	.423
Caltech.....	1919	88	288	1,246	.188
Calvin.....	1920	88	1,220	591	.674
Capital.....	1907	101	1,183	799	.597
Carleton.....	1910	98	1,110	859	.564
Carnegie Mellon.....	1907	99	827	1,194	.409
Carroll (Wis.).....	1949	59	576	787	.423
Carthage.....	1907	100	969	1,082	.472
Case Reserve.....	1902	106	1,082	936	.536
Castleton.....	1952	56	593	689	.463
Catholic.....	1912	95	1,110	971	.533
CCNY.....	1906	102	1,007	974	.508
Central (Iowa).....	1910	97	932	967	.491
Centre.....	1953	55	654	658	.498
Chapman.....	1923	82	1,106	841	.568
Chicago.....	1896	106	1,070	1,035	.508
Chris. Newport.....	1968	40	692	362	.657
Claremont-M-S.....	1958	49	650	573	.531
Clark (Mass.).....	1921	85	862	833	.509
Clarke.....	1986	22	211	376	.359
Clarkson.....	1930	78	608	964	.387
Coast Guard.....	1926	81	682	898	.432
Coe.....	1901	107	967	975	.498
Colby.....	1938	67	933	630	.597
Colby-Sawyer.....	1991	17	306	148	.674
Colorado Col.....	1915	93	822	1,058	.437
Concordia (Ill.).....	1924	84	789	987	.444
Concordia (Wis.).....	1916	92	944	869	.521
Concordia-Austin.....	1959	40	333	657	.336
Concordia-M'head.....	1923	85	857	1,083	.442
Connecticut Col.....	1970	37	376	388	.492
Cornell College.....	1910	98	886	990	.472
Cortland St.....	1924	82	876	768	.533
Curry.....	1942	66	791	808	.495
Dallas.....	1917	34	224	484	.316
Daniel Webster.....	1991	17	108	310	.258
Defiance.....	1905	98	1,247	806	.607
Delaware Valley.....	1927	78	552	944	.369
Denison.....	1900	105	968	1,080	.473
DePauw.....	1905	101	1,174	910	.563
DeSales.....	1969	39	467	492	.487
Dickinson.....	1901	97	831	994	.455
Drew.....	1930	76	545	927	.370
Dubuque.....	1916	90	856	970	.469
East. Mennonite.....	1967	40	334	677	.330
Eastern Conn. St.....	1942	63	722	702	.507
Eastern Nazarene.....	1957	51	673	596	.530
Edgewood.....	1972	32	466	339	.579
Elizabethtown.....	1929	79	885	867	.505

Team	First Year	Yrs.	Won	Lost	Pct.
Elmhurst.....	1922	83	775	999	.437
Elmira.....	1972	36	448	477	.484
Elms.....	1999	9	110	125	.468
Emory.....	1987	21	240	286	.456
Emory & Henry.....	1921	83	920	944	.494
Endicott.....	1995	13	202	145	.582
Eureka.....	1920	86	968	877	.525
FDU-Florham.....	1961	47	546	580	.485
Ferrum.....	1986	22	240	323	.426
Fitchburg St.....	1968	38	318	618	.340
Framingham St.....	1968	40	437	528	.453
Frank. & Marsh.....	1900	104	1,166	821	.587
Franklin.....	1907	100	1,112	955	.538
Fredonia St.....	1935	69	650	777	.456
Frostburg St.....	1937	65	719	772	.482
Gallaudet.....	1904	104	547	1,344	.289
Geneseo St.....	1915	89	784	817	.490
Gettysburg.....	1901	104	1,112	996	.528
Goucher.....	1991	17	228	212	.518
Greensboro.....	1967	41	481	557	.463
Grinnell.....	1901	105	837	1,119	.428
Grove City.....	1899	103	1,096	889	.552
Guilford.....	1906	93	857	994	.463
Gust. Adolphus.....	1904	98	1,284	885	.592
Gwynedd-Mercy.....	1994	14	214	158	.575
Hamilton.....	1901	95	986	725	.576
Hamline.....	1910	97	1,174	918	.561
Hampden-Sydney.....	1909	96	1,169	870	.573
Hanover.....	1901	102	1,112	886	.557
Hardin-Simmons.....	1908	98	1,053	1,067	.497
Hartwick.....	1929	77	961	710	.575
Haverford.....	1920	87	541	1,053	.339
Heidelberg.....	1903	101	871	1,069	.449
Hendrix.....	1908	84	960	818	.540
Hiram.....	1894	109	770	1,203	.390
Hobart.....	1902	97	679	1,022	.399
Hope.....	1902	102	1,380	700	.663
Howard Payne.....	1913	90	1,071	912	.540
Hunter.....	1953	53	626	634	.497
Ill. Wesleyan.....	1910	98	1,431	807	.639
Immaculata.....	2006	2	16	36	.308
Ithaca.....	1930	77	953	713	.572
John Carroll.....	1920	86	910	884	.507
Johns Hopkins.....	1920	82	784	887	.469
Johnson & Wales (R.I.).....	1996	11	119	146	.449
Juniata.....	1905	103	783	1,144	.406
Kalamazoo.....	1908	100	1,038	931	.527
Kean.....	1931	67	726	819	.470
Keene St.....	1925	71	752	841	.472
Kenyon.....	1900	105	698	1,210	.366
Keuka.....	1986	22	253	291	.465
King's (Pa.).....	1947	61	794	656	.548
Knox.....	1908	98	906	909	.499
LaGrange.....	1955	53	636	804	.442
Lake Erie.....	1988	20	157	353	.308
Lake Forest.....	1905	97	739	1,093	.403
Lakeland.....	1934	74	1,097	825	.571
Lawrence.....	1904	104	841	941	.472
Lebanon Valley.....	1904	104	972	928	.512
LeTourneau.....	1955	53	457	779	.370
Lewis & Clark.....	1946	62	909	747	.549
Loras.....	1909	99	1,202	926	.565
Luther.....	1904	104	1,030	1,008	.505
Lycoming.....	1949	59	660	681	.492
Lynchburg.....	1957	51	513	757	.404
Manhattanville.....	1975	33	461	406	.532
Marian (Wis.).....	1973	35	468	446	.512
Marietta.....	1902	103	930	1,093	.460
Mary Washington.....	1975	33	365	470	.437
Marymount (Va.).....	1988	20	239	279	.461
Maryville (Mo.).....	1977	31	340	469	.420
Maryville (Tenn.).....	1903	104	1,124	883	.560
Marywood.....	1994	14	68	267	.203
Mass.-Boston.....	1981	27	280	413	.404
Mass.-Dartmouth.....	1967	41	650	415	.610
McDaniel.....	1922	85	687	1,128	.379
McMurry.....	1924	82	984	904	.521
Menlo.....	1987	20	286	258	.526
Merchant Marine.....	1946	62	661	779	.459
Messiah.....	1962	46	516	551	.484
Methodist.....	1964	44	481	602	.444
Middlebury.....	1918	90	679	1,042	.395

Team	First Year	Yrs.	Won	Lost	Pct.	Team	First Year	Yrs.	Won	Lost	Pct.
Millikin.....	1904	101	1,135	975	.538	St. John's (Minn.).....	1903	105	1,029	1,026	.501
Millsaps.....	1912	95	806	1,156	.411	St. Joseph's (Me.).....	1972	36	628	328	.657
Misericordia.....	1991	17	205	236	.465	St. Mary's (Md.).....	1967	41	444	593	.428
Mississippi Col.....	1909	95	1,111	878	.559	St. Norbert.....	1917	89	864	809	.516
MIT.....	1953	55	527	716	.424	St. Olaf.....	1907	101	961	1,026	.484
Monmouth (Ill.).....	1900	107	1,111	879	.558	St. Thomas (Minn.).....	1905	98	1,397	803	.635
Montclair St.....	1929	79	1,010	788	.562	Staten Island.....	1979	29	524	285	.648
Moravian.....	1936	66	773	768	.502	Stevens Tech.....	1917	91	719	797	.474
Mount Union.....	1896	110	1,166	996	.539	Susquehanna.....	1902	104	892	1,073	.454
Mt. St. Vincent.....	1982	26	372	294	.559	Swarthmore.....	1902	106	768	1,149	.401
Muhlenberg.....	1901	100	1,132	998	.531	Thiel.....	1917	87	534	1,148	.317
Muskingum.....	1903	105	1,196	896	.572	Thomas More.....	1948	57	595	848	.412
N.C. Wesleyan.....	1964	44	513	564	.476	Transylvania.....	1903	86	1,077	796	.575
Nazareth.....	1978	30	437	331	.569	Trinity (Conn.).....	1906	94	1,007	712	.586
Neb. Wesleyan.....	1906	102	1,311	907	.591	Tufts.....	1905	96	1,004	911	.524
New Jersey City.....	1932	65	975	556	.637	Ursinus.....	1915	93	791	1,026	.435
New York U.....	1907	89	1,157	666	.635	Vassar.....	1970	36	280	473	.372
Nichols.....	1959	49	443	682	.394	Wabash.....	1897	111	1,131	1,022	.525
North Central (Ill.).....	1948	59	579	840	.408	Wartburg.....	1936	72	1,055	643	.621
North Park.....	1959	49	706	531	.571	Wash. & Jeff.....	1913	92	882	854	.508
Oberlin.....	1903	105	767	1,212	.388	Wash. & Lee.....	1907	99	1,034	1,050	.496
Occidental.....	1955	52	697	587	.543	Washington (Md.).....	1913	95	997	929	.518
Ohio Northern.....	1911	96	1,152	852	.575	Washington-St. Louis.....	1905	92	1,049	870	.547
Ohio Wesleyan.....	1906	102	1,158	1,035	.528	Wentworth Inst.....	1985	23	215	359	.375
Olivet.....	1899	95	679	1,165	.368	Wesleyan (Conn.).....	1902	106	982	908	.520
Otterbein.....	1903	105	1,105	885	.555	Western Conn. St.....	1947	61	708	660	.518
Ozarks (Ark.).....	1948	60	668	873	.433	Western New Eng.....	1967	41	490	532	.479
Pacific (Ore.).....	1912	92	860	1,243	.409	Westfield St.....	1951	57	652	668	.494
Pacific Lutheran.....	1939	67	966	768	.557	Westminster (Mo.).....	1909	92	907	1,005	.474
Pitt.-Bradford.....	1980	28	375	368	.505	Wheaton (Ill.).....	1902	106	1,244	961	.564
Plattsburgh St.....	1926	78	675	668	.503	Wheaton (Mass.).....	1990	18	243	230	.514
Plymouth St.....	1948	60	774	595	.565	Widener.....	1906	99	1,106	802	.580
Randolph-Macon.....	1910	94	1,288	844	.604	Wilkes.....	1947	61	738	692	.516
Redlands.....	1918	90	967	872	.526	Willamette.....	1925	83	1,205	900	.572
Rensselaer.....	1904	104	897	936	.489	Williams.....	1901	106	1,284	679	.654
Rhode Island Col.....	1959	49	664	578	.535	Wilmington (Ohio).....	1917	90	804	1,098	.423
Richard Stockton.....	1973	35	606	330	.647	Wis.-Eau Claire.....	1917	91	1,281	703	*.646
Ripon.....	1898	109	1,089	825	.569	Wis.-La Crosse.....	1911	97	1,016	863	.541
Roanoke.....	1912	94	1,242	742	.626	Wis.-Oshkosh.....	1899	109	1,084	930	.538
Rochester (N.Y.).....	1902	106	1,189	847	.584	Wis.-Platteville.....	1909	85	1,015	724	.584
Rochester Inst.....	1916	86	946	830	.533	Wis.-River Falls.....	1912	96	937	993	.485
Roger Williams.....	1970	33	414	431	.490	Wis.-Stevens Point.....	1898	109	1,253	745	.627
Rose-Hulman.....	1898	100	948	956	.498	Wis.-Stout.....	1907	98	907	965	.485
Rowan.....	1923	65	907	621	.594	Wis.-Whitewater.....	1902	97	1,061	829	.561
Salisbury.....	1963	45	540	577	.483	Wittenberg.....	1912	96	1,559	618	.716
Salve Regina.....	1975	32	319	409	.438	Wm. Paterson.....	1939	66	850	756	.529
Scranton.....	1917	90	1,267	846	.600	Wooster.....	1901	107	1,449	745	.660
Sewanee.....	1909	82	687	921	.427	Worcester St.....	1951	57	642	683	.485
Shenandoah.....	1975	33	371	470	.441	WPI.....	1903	97	850	938	.475
Simpson.....	1902	106	1,101	1,061	.509	Yeshiva.....	1936	72	647	805	.446
Southern Me.....	1923	80	793	717	.525	York (Pa.).....	1970	38	474	504	.485
Springfield.....	1906	98	1,300	854	.604						
St. John Fisher.....	1963	45	702	399	.638						

*Includes one tie.



Individual Collegiate Records

Single-Game Records	120
Season Records.....	121
Career Records.....	124



Individual Collegiate Records

Individual collegiate leaders are determined by comparing the best records in all three divisions in equivalent categories. Included are players whose careers were split between two divisions (e.g., Dwight Lamar of Louisiana-Lafayette or Howard Shockley of Salisbury).

Single-Game Records

POINTS

Pts.	Div.	Player, Team vs. Opponent	Date
113	II	Clarence "Bevo" Francis, Rio Grande vs. Hillsdale.....	Feb. 2, 1954
100	I	Frank Selvy, Furman vs. Newberry.....	Feb. 13, 1954
85	I	Paul Arizin, Villanova vs. Philadelphia NAMC.....	Feb. 12, 1949
84	II	Clarence "Bevo" Francis, Rio Grande vs. Alliance.....	1954
82	II	Clarence "Bevo" Francis, Rio Grande vs. Bluffton.....	1954
81	I	Freeman Williams, Portland St. vs. Rocky Mountain.....	Feb. 3, 1978
80	II	Paul Crissman, Southern Cal Col. vs. Pacific Christian.....	Feb. 18, 1966
77	III	Jeff Clement, Grinnell vs. Illinois Col.	Feb. 18, 1998
77	II	William English, Winston-Salem vs. Fayetteville St.	Feb. 19, 1968
75	II	Travis Grant, Kentucky St. vs. Northwood (Mich.).....	1970
73	I	Bill Mlkvy, Temple vs. Wilkes.....	Mar. 3, 1951
72	II	Nate DeLong, Wis.-River Falls vs. Winona St.	Feb. 24, 1948
72	II	Lloyd Brown, Aquinas vs. Cleary.....	1953
72	II	Clarence "Bevo" Francis, Rio Grande vs. California (Pa.).....	1953
72	II	John McElroy, Youngstown St. vs. Wayne St. (Mich.).....	Feb. 26, 1969
72	I	Kevin Bradshaw, Alliant Int'l vs. Loyola Marymount.....	Jan. 5, 1991
71	II	Clayborn Jones, L.A. Pacific vs. L.A. Baptist.....	Jan. 30, 1965
71	I	Freeman Williams, Portland St. vs. Southern Ore.	Feb. 9, 1977
70	II	Paul Wilcox, Davis & Elkins vs. Glenville St.	1959
70	II	Bo Clark, UCF vs. Fla. Memorial.....	Jan. 31, 1977
69	II	Clarence "Bevo" Francis, Rio Grande vs. Wilberforce.....	1953
69	II	Clarence Burks, St. Augustine's vs. St. Paul's.....	1955
69	I	Pete Maravich, LSU vs. Alabama.....	Feb. 7, 1970
69	II	John Rinka, Kenyon vs. Wooster.....	Dec. 9, 1969
69	III	Steve Diekmann, Grinnell vs. Simpson.....	Nov. 19, 1994
68	II	Florindo Vieira, Quinnipiac vs. Brooklyn Poly.....	Feb. 13, 1957
68	II	Wayne Proffitt, Lynchburg vs. Charlotte.....	Feb. 5, 1966
68	II	Earl Monroe, Winston-Salem vs. Fayetteville St.	Jan. 6, 1967
68	I	Calvin Murphy, Niagara vs. Syracuse.....	Dec. 7, 1968

FIELD-GOAL PERCENTAGE

(Minimum 13 field goals made)

Pct.	Div.	Player, Team vs. Opponent (FG-FGA)	Date
100	II	Lance Berwald, North Dakota St. vs. Augustana (S.D.) (20 of 20).....	Feb. 17, 1984
100	III	Franklyn Beckford, Lake Forest vs. Grinnell (18 of 18).....	Feb. 14, 2004
100	III	Jason Light, Emory & Henry vs. King (Tenn.) (18 of 18).....	Dec. 2, 1995
100	II	Patrick Hannaway, UC-Colo. Springs vs. Carroll (Wis.) (15 of 15).....	Nov. 25, 2006
100	I	Clifford Rozier, Louisville vs. Eastern Ky. (15 of 15).....	Dec. 11, 1993
100	II	Kyle Boast, Central Wash. vs. Alas. Anchorage (14 of 14).....	Feb. 12, 2005
100	II	Derrick Scott, California (Pa.) vs. Columbia Union (14 of 14).....	Dec. 6, 1995
100	I	Dan Henderson, Arkansas St. vs. Ga. Southern (14 of 14).....	Feb. 26, 1976
100	I	Cornelius Holden, Louisville vs. Southern Miss. (14 of 14).....	Mar. 3, 1990
100	I	Dana Jones, Pepperdine vs. Boise St. (14 of 14).....	Nov. 30, 1991
100	III	Waverly Yates, Clark (Mass.) vs. Suffolk (14 of 14).....	Feb. 10, 1993
100	III	Esmir Guzonjic, North Ala. vs. West Fla. (13 of 13).....	Feb. 3, 2007
100	III	Dee Dee Drake, Henderson St. vs. Rhema (13 of 13).....	Dec. 4, 2006
100	III	Dallin Wilson, Occidental vs. Redlands (13 of 13).....	Feb. 18, 2004
100	II	Derrick Freeman, Indiana (Pa.) vs. Clarion (13 of 13).....	Feb. 17, 1996
100	I	Ben Handlogten, Western Mich. vs. Toledo (13 of 13).....	Jan. 27, 1996
100	II	Ralfs Jansons, St. Rose vs. Concordia (N.Y.) (13 of 13).....	Jan. 13, 1996
100	I	Ted Guzek, Butler vs. Michigan (13 of 13).....	Dec. 15, 1956
100	I	Rick Dean, Syracuse vs. Colgate (13 of 13).....	Feb. 14, 1966
100	I	Gary Lechman, Gonzaga vs. Portland St. (13 of 13).....	Jan. 21, 1967
100	I	Kevin King, Charlotte vs. South Ala. (13 of 13).....	Feb. 20, 1978
100	I	Vernon Smith, Texas A&M vs. Alas. Anchorage (13 of 13).....	Nov. 26, 1978
100	I	Steve Johnson, Oregon St. vs. Hawaii-Hilo (13 of 13).....	Dec. 5, 1979
100	I	Antoine Carr, Wichita St. vs. Abilene Christian (13 of 13).....	Nov. 28, 1980
100	III	Rich Lengieza, Nichols vs. Mass.-Dartmouth (13 of 13).....	Feb. 22, 1981
100	I	Doug Hashley, Montana St. vs. Idaho St. (13 of 13).....	Feb. 5, 1982
100	I	Brad Daugherty, North Carolina vs. UCLA (13 of 13).....	Nov. 24, 1985
100	III	Bruce Merklinger, Susquehanna vs. Drew (13 of 13).....	Jan. 22, 1986

Pct.	Div.	Player, Team vs. Opponent (FG-FGA)	Date
100	III	Antonio Randolph, Averett vs. Methodist (13 of 13).....	Jan. 26, 1991
100	III	Pat Holland, Randolph-Macon vs. East. Mennonite (13 of 13).....	Feb. 9, 1991
100	I	Ricky Butler, UC Irvine vs. Cal St. Fullerton (13 of 13).....	Feb. 21, 1991
100	I	Rafael Solis, Brooklyn vs. Wagner (13 of 13).....	Dec. 11, 1991
100	III	Todd Seifferlein, DePauw vs. Franklin (13 of 13).....	Jan. 18, 1992
100	I	Mate Milisa, Long Beach St. vs. Cal St. Monterey Bay (13 of 13).....	Dec. 22, 1999
100	I	Nathan Blessen, South Dakota vs. Neb.-Omaha (13 of 13).....	Jan. 9, 2000

THREE-POINT FIELD GOALS MADE

3FG	Div.	Player, Team vs. Opponent	Date
19	III	Jeff Clement, Grinnell vs. Illinois Col.	Feb. 18, 1998
17	III	Billy Shivers, Redlands vs. Whittier.....	Feb. 21, 2004
17	III	Jeff Clement, Grinnell vs. Clarke.....	Dec. 3, 1997
16	II	Thomas Vincent, Emporia St. vs. Southwest Baptist.....	Feb. 28, 2004
16	II	Markus Hallgrimson, Mont. St.-Billings vs. Western N.M.....	Feb. 9, 2000
16	III	Jeff Clement, Grinnell vs. Lawrence.....	Feb. 21, 1998
16	III	Jeff Clement, Grinnell vs. Monmouth (Ill.).....	Feb. 8, 1997
15	I	Keith Veney, Marshall vs. Morehead St.	Dec. 14, 1996
14	III	Scott Stone, Washington-St. Louis vs. Fontbonne.....	Dec. 17, 2005
14	I	Taylor Patterson, Kennesaw St. vs. Carver Bible.....	Dec. 15, 2003
14	I	Ronald Blackshear, Marshall vs. Akron.....	Mar. 1, 2002
14	II	Antonio Harris, LeMoyné-Owen vs. Savannah St.....	Feb. 6, 1999
14	III	Ed Brands, Grinnell vs. Ripon.....	Feb. 24, 1996
14	I	Dave Jamerson, Ohio vs. Col. of Charleston.....	Dec. 21, 1989
14	I	Askia Jones, Kansas St. vs. Fresno St.	Mar. 24, 1994
14	II	Andy Schmidtman, Wis.-Parkside vs. Lakeland.....	Feb. 14, 1989
14	III	Steve Diekmann, Grinnell vs. Illinois Col.	Feb. 18, 1994
14	III	Steve Diekmann, Grinnell vs. Simpson.....	Nov. 19, 1994
13	III	Sami Wylie, Lincoln (Pa.) vs. Delaware Valley.....	Feb. 2, 2006
13	II	Bobby Ewing, Tusculum vs. Augusta St.....	Dec. 30, 2004
13	II	Markus Hallgrimson, Mont. St.-Billings vs. Western N.M.	Feb. 26, 2000
13	II	Markus Hallgrimson, Mont. St.-Billings vs. Chaminade.....	Feb. 5, 2000
13	II	Rodney Thomas, IUPUI vs. Wilberforce.....	Feb. 24, 1997
13	II	Danny Lewis, Wayne St. (Mich.) vs. Michigan Tech.....	Feb. 20, 1993
13	III	Eric Ochel, Sewanee vs. Emory.....	Feb. 22, 1995

REBOUNDS

Reb.	Div.	Player, Team vs. Opponent	Date
51	I	Bill Chambers, William & Mary vs. Virginia.....	Feb. 14, 1953
46	I	Tom Hart, Middlebury vs. Trinity (Conn.).....	Feb. 5, 1955
46	II	Tom Hart, Middlebury vs. Clarkson.....	Feb. 12, 1955
45	II	William Henrikson, Windham vs. New England Col.	Feb. 4, 1970
44	II	Charles McCullough, Loyola (Md.) vs. McDaniel.....	Feb. 17, 1955
44	II	Norman Rokeach, Long Island vs. Brooklyn Poly.....	Dec. 28, 1963
43	I	Charlie Slack, Marshall vs. Morris Harvey.....	Jan. 12, 1954
43	II	Bob Bessorio, Scranton vs. King's (Pa.).....	Mar. 5, 1955
42	I	Tom Heinsohn, Holy Cross vs. Boston College.....	Mar. 1, 1955
42	II	Larry Gooding, St. Augustine's vs. Shaw.....	Jan. 12, 1974
41	II	Richard Kross, American Int'l vs. Springfield.....	Feb. 19, 1958
40	II	Ellerbe Neal, Wofford vs. Presbyterian.....	Jan. 3, 1953
40	I	Art Quimby, Connecticut vs. Boston U.	Jan. 11, 1955
40	II	Donnie Fowler, Wofford vs. Mercer.....	Jan. 22, 1955
40	II	Charlie Harrison, N.C. A&T vs. Johnson C. Smith.....	Feb. 8, 1958
40	II	Anthony Romano, Willimantic St. vs. Fitchburg St.	Jan. 5, 1963
40	II	Ed Halicki, Monmouth vs. Southeastern.....	Dec. 4, 1970
39	II	Maurice Stokes, St. Francis (Pa.) vs. John Carroll.....	Jan. 28, 1955
39	II	Roger Lotchin, Millikin vs. Lake Forest.....	Feb. 11, 1956
39	II	Joe Cole, Texas St. vs. Texas Lutheran.....	Dec. 10, 1956
39	I	Dave DeBusschere, Detroit vs. Central Mich.	Jan. 30, 1960
39	I	Keith Swagerty, Pacific vs. UC Santa Barb.	Mar. 5, 1965
39	II	Curtis Pritchett, St. Augustine vs. St. Paul's.....	Jan. 24, 1970
38		14 tied	

(Since 1973)

Reb.	Div.	Player, Team vs. Opponent	Date
42	II	Larry Gooding, St. Augustine's vs. Shaw.....	Jan. 12, 1974
36	III	Josh Hinz, Beloit vs. Grinnell.....	Feb. 4, 2006
36	III	Mark Veenstra, Calvin vs. Colorado St.-Pueblo.....	Feb. 3, 1976
36	III	Clinton Montford, Methodist vs. Warren Wilson.....	Jan. 21, 1989
35	I	Larry Abney, Fresno St. vs. SMU.....	Feb. 17, 2000
35	III	Ayal Hod, Yeshiva vs. Vassar.....	Feb. 22, 1989
34	I	David Vaughn, Oral Roberts vs. Brandeis.....	Jan. 8, 1973
34	II	Major Jones, Albany St. (Ga.) vs. Valdosta St.	Jan. 23, 1975
34	II	Herman Harris, Mississippi Val. vs. Texas Southern.....	Jan. 12, 1976
34	III	Walt Edwards, Husson vs. Me.-Farmington.....	Feb. 24, 1976
33	II	Joe Dombrowski, St. Anselm vs. New Hampshire.....	Dec. 8, 1974

Reb.	Div.	Player, Team vs. Opponent	Date
33	II	Lee Roy Williams, Cal Poly Pomona vs. Wheaton (Ill.)	Dec. 15, 1973
33	III	Willie Parr, LeMoynne-Owen vs. Southern U.	Jan. 10, 1976
33	III	Larry Williams, Pratt vs. Mercy	Jan. 22, 1977
32	II	Marvin Webster, Morgan St. vs. South Carolina St.	Dec. 8, 1973
32	II	Earl Williams, Winston-Salem vs. N.C. Central	Dec. 13, 1973
32	III	Fred Petty, Southern N.H. vs. Curry	Jan. 28, 1974
32	II	George Wilson, Union (Ky.) vs. Southwestern	1974
32	II	Tony DuCros, Regis vs. Neb. Wesleyan	Feb. 28, 1975
32	I	Durand Macklin, LSU vs. Tulane	Nov. 26, 1976
32	II	Robert Clements, Jacksonville vs. Shorter	Jan. 12, 1977
32	I	Jervauhn Scales, Southern U. vs. Grambling	Feb. 7, 1994
31	II	Pete Harris, Stephen F. Austin vs. Texas A&M	Jan. 22, 1973
31	I	Jim Bradley, Northern Ill. vs. Milwaukee	Feb. 19, 1973
31	III	John Humphrie, Swarthmore vs. Ursinus	Dec. 8, 1973
31	II	Roy Smith, Kentucky St. vs. Union (Ky.)	Feb. 10, 1975
31	III	Larry Parker, Plattsburgh St. vs. Clarkson	Jan. 19, 1976
31	I	Calvin Natt, La.-Monroe vs. Ga. Southern	Dec. 29, 1976
31	II	Charles Wode, Mississippi Val. vs. Miss. Industrial	Dec. 10, 1977
31	III	Jon Ford, Norwich vs. Johnson St.	Feb. 16, 1982

ASSISTS

Ast.	Div.	Player, Team vs. Opponent	Date
26	III	Robert James, Kean vs. NJIT	Mar. 11, 1989
25	II	Ali Baaqar, Morris Brown vs. Albany St. (Ga.)	Jan. 26, 1991
25	II	Adrian Hutt, Metro St. vs. Sacramento St.	Feb. 9, 1991
24	II	Steve Ray, Bridgeport vs. Sacred Heart	Jan. 25, 1989
24	II	Steve Ray, Bridgeport vs. New Haven	Feb. 8, 1989
24	III	Adam Dzierzynski, Chapman vs. Amer. Indian Bible	Feb. 9, 1995
23	II	Todd Chappell, Texas Wesleyan vs. Texas Lutheran	Feb. 12, 2000
23	II	Steve Ray, Bridgeport vs. St. Anselm	Nov. 26, 1989
23	II	Jeff Duvall, Oakland City vs. St. Meinrad	Dec. 3, 1991
22	I	Tony Fairley, Charleston So. vs. Armstrong Atlantic	Feb. 9, 1987
22	I	Avery Johnson, Southern U. vs. Texas Southern	Jan. 25, 1988
22	I	Sherman Douglas, Syracuse vs. Providence	Jan. 28, 1989
22	II	Antonio Whitley, St. Augustine's vs. Shaw	Feb. 1, 1992
22	II	Ernest Jenkins, N.M. Highlands vs. Panhandle St.	Jan. 29, 1994
21	I	Mark Wade, UNLV vs. Navy	Dec. 29, 1986
21	I	Kelvin Scarborough, New Mexico vs. Hawaii	Feb. 13, 1987
21	I	Anthony Manuel, Bradley vs. UC Irvine	Dec. 19, 1987
21	I	Avery Johnson, Southern U. vs. Alabama St.	Jan. 16, 1988
21	III	Ron Torgalski, Hamilton vs. Vassar	Jan. 28, 1989
21	III	Mark Cottom, Ferrum vs. Concord	Dec. 15, 1990
21	II	Candice Pickens, California (Pa.) vs. Slippery Rock	Feb. 8, 1995

BLOCKED SHOTS

Blk.	Div.	Player, Team vs. Opponent	Date
18	III	John Bunch, Lincoln (Pa.) vs. New Jersey City	Jan. 19, 2004
18	III	John Bunch, Lincoln (Pa.) vs. Valley Forge Christian	Dec. 13, 2003
16	I	Mickell Gladness, Alabama A&M vs. Texas Southern	Feb. 24, 2007
16	III	Tory Black, NJIT vs. Polytechnic (N.Y.)	Feb. 5, 1997
15	III	Johnny Woods, Wesley vs. Salisbury	Feb. 14, 2000
15	III	Antoine Hyman, Keuka vs. Hobart	Feb. 21, 1996
15	III	Erick Lidecis, Maritime (N.Y.) vs. Stevens Institute	Nov. 30, 1993
15	II	Mark Hensel, Pitt.-Johnstown vs. Slippery Rock	Jan. 22, 1994
15	III	Roy Woods, Fontbonne vs. MacMurray	Jan. 26, 1995
15	III	Ira Nicholson, Mt. St. Vincent vs. Stevens Institute	Nov. 27, 1994
14	III	Johnny Woods, Wesley vs. Eastern	Jan. 17, 2001
14	III	Neil Edwards, York (N.Y.) vs. Lehman	Feb. 12, 2000
14	I	Loren Woods, Arizona vs. Oregon	Feb. 3, 2000
14	I	Roy Rogers, Alabama vs. Georgia	Feb. 10, 1996
14	II	Victorlus Payne, Lane vs. Talladega	Jan. 26, 1996
14	I	David Robinson, Navy vs. UNC Wilmington	Jan. 4, 1986
14	I	Shawn Bradley, BYU vs. Eastern Ky.	Dec. 7, 1990
14	II	Maurice Barnett, Elizabeth City St. vs. Bowie St.	Feb. 3, 1994
14	III	Andrew South, NJIT vs. Stevens Institute	Feb. 14, 1994
13	I	Joel Anthony, UNLV vs. TCU	Feb. 7, 2007
13	I	Sean Williams, Boston College vs. Duquesne	Dec. 28, 2006
13	II	Mervyn Clarke, Oakland City vs. Ind.-East	Nov. 15, 2006
13	II	Callistus Eziukwu, Grand Valley St. vs. Ferris St.	Feb. 7, 2005
13	I	Deng Gai, Fairfield vs. Siena	Jan. 22, 2005
13	I	Anthony King, Miami (Fla.) vs. Fla. Atlantic	Nov. 29, 2004
13	I	Wojciech Myrda, La.-Monroe vs. UTSA	Jan. 17, 2002
13	I	Kyle Davis, Auburn vs. Miami (Fla.)	Mar. 14, 2001
13	I	D'or Fischer, Northwestern St. vs. Texas St.	Jan. 22, 2001
13	III	Neil Edwards, York (N.Y.) vs. Brooklyn	Feb. 22, 2000
13	III	Antoine Hyman, Keuka vs. Hobart	Jan. 8, 1997
13	III	Damon Avinger, CCONY vs. St. Joseph's (N.Y.)	Jan. 7, 1996
13	I	Kevin Robinson, Vermont vs. New Hampshire	Jan. 9, 1992
13	I	Jim McIlvaine, Marquette vs. Northeastern Ill.	Dec. 9, 1992
13	II	Mark Hensel, Pitt.-Johnstown vs. Wheeling Jesuit	Jan. 31, 1994
13	I	Keith Closs, Central Conn. St. vs. St. Francis (Pa.)	Dec. 21, 1994

STEALS

Stl.	Div.	Player, Team vs. Opponent	Date
17	II	Antonio Walls, Alabama A&M vs. Albany St. (Ga.)	Jan. 5, 1998
17	III	Matt Newton, Principia vs. Harris-Stowe	Jan. 4, 1994
15	II	David Clark, Delta St. vs. LeMoynne-Owen	Nov. 25, 2006
14	III	Moses Jean-Pierre, Plymouth St. vs. Rivier	Dec. 7, 1993
13	III	Daniel Martinez, McMurry vs. Concordia (Tex.)	Feb. 3, 2000
13	III	Todd Lange, Pomona-Pitzer vs. LaSierra	Jan. 7, 1999
13	III	John Gallogly, Salve Regina vs. Roger Williams	Feb. 10, 1997
13	I	Mookie Blaylock, Oklahoma vs. Centenary (La.)	Dec. 12, 1987
13	I	Mookie Blaylock, Oklahoma vs. Loyola Marymount	Dec. 17, 1988
12	I	Cardwell Johnson, UAB vs. South Carolina St.	Nov. 27, 2005
12	III	Curtis Miller, Albertus Magnus vs. Emmanuel (Mass.)	Jan. 22, 2004
12	III	Benny West, Howard Payne vs. Sul Ross St.	Dec. 13, 2003
12	I	Jehiel Lewis, Navy vs. Bucknell	Jan. 12, 2002
12	I	Greedy Daniels, TCU vs. Ark.-Pine Bluff	Dec. 30, 2000
12	II	Terrence Baxter, Pfeiffer vs. Livingstone	Nov. 22, 2000
12	III	Greg Brown, Albertus Magnus vs. Rivier	Feb. 3, 2000
12	III	Daniel Martinez, McMurry vs. Ozarks (Ark.)	Dec. 2, 1999
12	I	Mookie Blaylock, Oklahoma vs. Eastern Ky.	Feb. 20, 1999
12	II	Derrick Brown, Davis & Elkins vs. Ohio Valley	Feb. 9, 1999
12	II	Marche' Bearad, Ark.-Monticello vs. Christian Bros.	Feb. 8, 1999
12	II	Freddy Conyers, Mass.-Boston vs. Westfield St.	Dec. 10, 1998
12	III	Mario Thompson, Occidental vs. LIFE Bible	Nov. 21, 1998
12	III	Deron Black, Allegheny vs. Case Reserve	Jan. 17, 1996
12	III	Jamal Elliott, Haverford vs. Gwynedd-Mercy	Jan. 15, 1996
12	I	Kenny Robertson, Cleveland St. vs. Wagner	Dec. 3, 1988
12	III	Moses Jean-Pierre, Plymouth St. vs. Rhode Island Col.	Jan. 23, 1993
12	I	Terry Evans, Oklahoma vs. Florida A&M	Jan. 27, 1993
12	III	David Brown, Westfield St. vs. Albertus Magnus	Jan. 8, 1994
12	III	Barry Aranoff, Yeshiva vs. Purchase	Feb. 13, 1995

Season Records

(Based on qualifiers for annual statistical championship)

POINTS

Player, Team (Division)	Season	G	FG	3FG	FT	Pts.
Pete Maravich, LSU (I)	1970	31	522	—	337	1,381
Earl Monroe, Winston-Salem (II)	1967	32	509	—	311	1,329
Travis Grant, Kentucky St. (II)	1972	33	539	—	226	1,304
Clarence "Bevo" Francis, Rio Grande (II)	1954	27	444	—	367	1,255
Bill Reigel, McNeese St. (II)	1956	36	425	—	370	1,220
Elvin Hayes, Houston (I)	1968	33	519	—	176	1,214
Frank Selvy, Furman (I)	1954	29	427	—	355	1,209
Pete Maravich, LSU (I)	1969	26	433	—	282	1,148
Pete Maravich, LSU (I)	1968	26	432	—	274	1,138
Bo Kimble, Loyola Marymount (I)	1990	32	404	92	231	1,131
Hersey Hawkins, Bradley (I)	1988	31	377	87	284	1,125
Austin Carr, Notre Dame (I)	1970	29	444	—	218	1,106
Austin Carr, Notre Dame (I)	1971	29	430	—	241	1,101
Otis Birdsong, Houston (I)	1977	36	452	—	186	1,090
Dwight Lamar, La.-Lafayette (I)	1972	29	429	—	196	1,054
Kevin Bradshaw, Alliant Int'l (I)	1991	28	358	60	278	1,054
Dwight Lamar, La.-Lafayette (II)	1971	29	424	—	196	1,044
Greg Grant, TCNJ (III)	1989	32	387	76	194	1,044
Dave Russell, Shepherd (III)	1975	32	394	—	249	1,037
Glenn Robinson, Purdue (I)	1994	34	368	79	215	1,030
Kyle Myrick, Lincoln (Pa.) (III)	2006	30	387	59	177	1,010
Oscar Robertson, Cincinnati (I)	1958	28	352	—	280	984
Oscar Robertson, Cincinnati (I)	1959	30	331	—	316	978
Rick Barry, Miami (Fla.) (I)	1965	26	340	—	221	973
Larry Bird, Indiana St. (I)	1979	34	376	—	221	973
Dennis Scott, Georgia Tech (I)	1990	35	336	137	161	970

SCORING AVERAGE

Player, Team (Division)	Season	G	FG	3FG	FT	Pts.	Avg.
Clarence "Bevo" Francis, Rio Grande (II)	1954	27	444	—	367	1,255	46.5
Pete Maravich, LSU (I)	1970	31	522	—	337	1,381	44.5
Pete Maravich, LSU (I)	1969	26	433	—	282	1,148	44.2
Pete Maravich, LSU (I)	1968	26	432	—	274	1,138	43.8
Earl Glass, Miss. Industrial (II)	1963	19	322	—	171	815	42.9
Frank Selvy, Furman (I)	1954	29	427	—	355	1,209	41.7
Earl Monroe, Winston-Salem (II) ...	1967	32	509	—	311	1,329	41.5
John Rinka, Kenyon (II)	1970	23	354	—	234	942	41.0
Willie Shaw, Lane (II)	1964	18	303	—	121	727	40.4
Johnny Neumann, Mississippi (I)	1971	23	366	—	191	923	40.1
Travis Grant, Kentucky St. (II)	1972	33	539	—	226	1,304	39.5
Thales McReynolds, Miles (II)	1965	18	294	—	118	706	39.2
Bob Johnson, Fitchburg St. (II)	1963	18	213	—	277	703	39.1
Roger Kuss, Wis.-River Falls (II)	1953	21	291	—	235	817	38.9

Player, Team (Division)	Season	G	FG	3FG	FT	Pts.	Avg.
Freeman Williams, Portland St. (I)	1977	26	417	—	176	1,010	38.8
Billy McGill, Utah (I)	1962	26	394	—	221	1,009	38.8
Calvin Murphy, Niagara (I)	1968	24	337	—	242	916	38.2
Austin Carr, Notre Dame (I)	1970	29	444	—	218	1,106	38.1
Austin Carr, Notre Dame (I)	1971	29	430	—	241	1,101	38.0
Kevin Bradshaw, Alliant Int'l (I)	1991	28	358	60	278	1,054	37.6
Rick Barry, Miami (Fla.) (I)	1965	26	340	—	221	973	37.4
Steve Diekmann, Grinnell (III)	1995	20	223	137	162	745	37.3
Florindo Vieira, Quinnipiac (II)	1954	14	191	—	138	520	37.1
Elvin Hayes, Houston (I)	1968	33	519	—	176	1,214	36.8
Marshall Rogers, Tex.-Pan American (I)	1976	25	361	—	197	919	36.8

FIELD-GOAL PERCENTAGE

Player, Team (Division)	Season	G	FG	FGA	Pct.
Travis Weiss, St. John's (Minn.) (III)	1994	26	160	209	76.6
Brian Schmitting, Ripon (III)	2006	21	122	160	76.3
Pete Metzelaars, Wabash (III)	1982	28	271	360	75.3
Todd Linder, Tampa (II)	1987	32	282	375	75.2
Maurice Stafford, North Ala. (II)	1984	34	198	264	75.0
Tony Rychlec, Mass. Maritime (III)	1981	25	233	311	74.9
Matthew Cornegay, Tuskegee (II)	1982	29	208	278	74.8
Steve Johnson, Oregon St. (I)	1981	28	235	315	74.6
Callistus Eziukwu, Grand Valley St. (II)	2005	28	157	213	73.7
Brian Moten, West Ga. (II)	1992	26	141	192	73.4
Ed Phillips, Alabama A&M (II)	1968	22	154	210	73.3
Tony Rychlec, Mass. Maritime (III)	1982	20	193	264	73.1
Russ Newman, Menlo (III)	1991	26	130	178	73.0
Ed Owens, Hampden-Sydney (III)	1979	24	140	192	72.9
Ray Strozier, Central Mo. St. (II)	1980	28	142	195	72.8
Harold Booker, Cheyney (II)	1965	24	144	198	72.7
Chad Scott, California (Pa.) (II)	1994	30	178	245	72.7
Scott Baxter, Capital (III)	1991	26	164	226	72.6
Maurice Woods, Potsdam St. (III)	1982	30	203	280	72.5
Tom Schurfranz, Bellarmine (II)	1991	30	245	339	72.3
Marv Lewis, Southampton (II)	1969	24	271	375	72.3
Earl Keith, Stony Brook (III)	1979	24	164	227	72.2
Louis Newsome, North Ala. (II)	1988	29	192	266	72.2
Pete Metzelaars, Wabash (III)	1981	25	204	283	72.1
Ed Phillips, Alabama A&M (II)	1971	24	159	221	71.9
Brandon King, Rowan (III)	2005	26	141	196	71.9
Jon Rosner, Yeshiva (III)	1991	22	141	196	71.9

THREE-POINT FIELD GOALS MADE

Player, Team (Division)	Season	G	3FG
Jeff Clement, Grinnell (III)	1998	22	186
Alex Williams, Sacramento St. (II)	1988	30	167
Jeff Clement, Grinnell (III)	1999	22	166
Markus Hallgrimson, Mont. St.-Billings (II)	2000	26	160
Ed Brands, Grinnell (III)	1996	24	158
Darrin Fitzgerald, Butler (I)	1987	28	158
Billy Shivers, Redlands (III)	2004	25	153
Freddie Banks, UNLV (I)	1987	39	152
Yandel Brown, Columbus St. (II)	2005	32	148
Eric Kline, Northern St. (II)	1994	33	148
Eric Kline, Northern St. (II)	1995	30	148
Cameron Munoz, Mont. St.-Billings (II)	2006	28	147
Randy Rutherford, Oklahoma St. (I)	1995	37	146
Chris Peterson, Eureka (III)	1994	31	145
Amir Mazarei, Redlands (III)	2007	23	143
Dennis Stanton, Ursinus (III)	2004	27	140
Terrence Woods, Florida A&M (I)	2004	31	140
Mike Taylor, West Virginia St. (II)	2004	32	140
J.J. Redick, Duke (I)	2006	36	139
Terrence Woods, Florida A&M (I)	2003	28	139
Shawn Pughley, Central Okla. (II)	1998	32	139
Amir Mazarei, Redlands (III)	2006	24	138
Will Whittington, Marist (I)	2007	34	137
Demon Brown, Charlotte (I)	2003	29	137
Dennis Scott, Georgia Tech (I)	1990	35	137
Steve Diekmann, Grinnell (III)	1995	20	137
Steve Nordlund, Grinnell (III)	2002	24	137

THREE-POINT FIELD GOALS MADE PER GAME

Player, Team (Division)	Season	G	3FG	Avg.
Jeff Clement, Grinnell (III)	1998	22	186	8.45
Jeff Clement, Grinnell (III)	1999	22	166	7.55
Steve Diekmann, Grinnell (III)	1995	20	137	6.85
Ed Brands, Grinnell (III)	1996	24	158	6.58
Ed Brands, Grinnell (III)	1995	20	129	6.45
Amir Mazarei, Redlands (III)	2007	23	143	6.22
Markus Hallgrimson, Mont. St.-Billings (II)	2000	26	160	6.15

Player, Team (Division)	Season	G	3FG	Avg.
Billy Shivers, Redlands (III)	2004	25	153	6.12
Amir Mazarei, Redlands (III)	2006	24	138	5.75
Steve Nordlund, Grinnell (III)	2002	24	137	5.71
Darrin Fitzgerald, Butler (I)	1987	28	158	5.64
Steve Diekmann, Grinnell (III)	1994	21	117	5.57
Alex Williams, Sacramento St. (II)	1988	30	167	5.57
Chris Jans, Loras (III)	1991	25	133	5.32
Woody Piirto, Grinnell (III)	1999	22	117	5.32
Cameron Munoz, Mont. St.-Billings (II)	2006	28	147	5.25
John Grotberg, Grinnell (III)	2006	23	120	5.22
Dennis Stanton, Ursinus (III)	2004	27	140	5.19
Jeff Clement, Grinnell (III)	1997	22	113	5.14
Mark Bedell, Fisk (II)	1997	19	97	5.11
Jason Garrow, Augustana (S.D.) (II)	1992	27	135	5.00
David Bailey, Concordia Chicago (III)	1994	24	120	5.00
Terrence Woods, Florida A&M (I)	2003	28	139	4.96
Eric Kline, Northern St. (II)	1995	30	148	4.93
Ray Gutierrez, California (Pa.) (II)	1993	29	142	4.90

THREE-POINT FIELD-GOAL PERCENTAGE

Player, Team (Division)	Season	G	3FG	3FGA	Pct.
Reggie James, NJIT (III)	1989	29	59	88	67.0
Ray Lee, Hampton (II)	1988	24	39	60	65.0
Glenn Tropf, Holy Cross (I)	1988	29	52	82	63.4
Sean Wightman, Western Mich. (I)	1992	30	48	76	63.2
Chris Miles, NJIT (III)	1987	26	41	65	63.1
Steve Hood, Winston-Salem (II)	1988	28	42	67	62.7
Chris Miles, NJIT (III)	1989	29	46	75	61.3
Matt Miota, Lawrence (III)	1990	22	33	54	61.1
Mike Bachman, Alma (III)	1991	26	46	76	60.5
Mark Wiley, Fort Hays St. (II)	1990	29	49	81	60.5
Aaron Fehler, Oakland City (II)	1995	26	73	121	60.3
Keith Jennings, East Tenn. St. (I)	1991	33	84	142	59.2
Aaron Baker, Mississippi Col. (II)	1989	27	69	117	59.0
Dave Calloway, Monmouth (I)	1989	28	48	82	58.5
Walter Hurd, Johnson C. Smith (II)	1989	27	49	84	58.3
Matt Hopson, Oakland City (II)	1996	31	84	145	57.9
Ray Magee, Richard Stockton (III)	1988	26	41	71	57.7
Keith Orchard, Whitman (III)	1988	26	42	73	57.5
Jon Bryant, St. Cloud St. (II)	1996	27	54	94	57.4
Adam Harness, Oakland City (II)	1997	26	39	68	57.4
Steve Kerr, Arizona (I)	1988	38	114	199	57.3
Reginald Jones, Prairie View (I)	1987	28	64	112	57.1
Brian O'Donnell, Rutgers-Camden (III)	1988	24	65	114	57.0
Erick Hunt, Methodist (III)	1989	27	45	79	57.0
Eric Harris, Bishop (III)	1987	26	91	160	56.9

FREE-THROW PERCENTAGE

Player, Team (Division)	Season	G	FT	FTA	Pct.
Paul Cluxton, Northern Ky. (II)	1997	35	94	94	100.0
Blake Ahearn, Missouri St. (I)	2004	33	117	120	97.5
Korey Coon, Ill. Wesleyan (III)	2000	25	157	163	96.3
Derek Raivio, Gonzaga (I)	2007	34	148	154	96.1
Craig Collins, Penn St. (I)	1985	27	94	98	95.9
Nick Wilkins, Coe (III)	2003	26	66	69	95.7
Chanse Young, Manchester (III)	1998	25	65	68	95.6
Tomas Rimkus, Pace (II)	1997	25	65	68	95.6
Andy Enfield, Johns Hopkins (III)	1991	29	123	129	95.3
J.J. Redick, Duke (I)	2004	37	143	150	95.3
Chris Carideo, Eureka (III)	1992	26	80	84	95.2
Yudi Teichman, Yeshiva (III)	1989	21	119	125	95.2
Steve Drabyn, Belmont (I)	2003	29	78	82	95.1
Rod Foster, UCLA (I)	1982	27	95	100	95.0
C.J. Cowgill, Chaminade (II)	2001	22	113	119	95.0
Clay McKnight, Pacific (I)	2000	24	74	78	94.9
Matt Logie, Lehigh (I)	2003	28	91	96	94.8
A.J. Graves, Butler (I)	2007	35	145	153	94.8
Joseph Chatman, Lesley (III)	2007	27	126	133	94.7
Blake Ahearn, Missouri St. (I)	2005	32	90	95	94.7
Brett Davis, Wis.-Oshkosh (III)	1998	27	72	76	94.7
Joe Bueckers, Concordia-M'head (III)	2004	26	71	75	94.7
Mark Giovino, Babson (III)	1997	28	86	91	94.5
Kent Andrews, McNeese St. (II)	1968	24	85	90	94.4
Billy Newton, Morgan St. (II)	1976	28	85	90	94.4
Carlos Gibson, Marshall (I)	1978	28	84	89	94.4
Danny Basile, Marist (I)	1994	27	84	89	94.4

REBOUNDS

Player, Team (Division)	Season	G	Reb.
Elmore Smith, Kentucky St. (II)	1972	33	799
Marvin Webster, Morgan St. (II)	1974	33	740
Walt Dukes, Seton Hall (I)	1953	33	734
Maurice Stokes, St. Francis (Pa.) (II)	1955	28	726

Player, Team (Division)	Season	G	Reb.
Frank Stronczek, American Int'l (II)	1966	26	717
Maurice Stokes, St. Francis (Pa.) (II)	1954	26	689
Jim Ahrens, Buena Vista (II)	1962	28	682
Elmore Smith, Kentucky St. (II)	1970	30	682
R.C. Owens, Albertson (II)	1954	25	677
Wilbert Jones, Albany St. (Ga.) (II)	1969	28	670
Leroy Wright, Pacific (I)	1959	26	652
Tom Gola, La Salle (I)	1954	30	652
Jim Smith, Steubenville (II)	1957	26	651
Marvin Webster, Morgan St. (II)	1973	28	650
Tom Hart, Middlebury (II)	1955	22	649
Charlie Tyra, Louisville (I)	1956	29	645
Jackie Jackson, Virginia Union (II)	1961	26	641
Vincent White, Savannah St. (II)	1972	29	633
Paul Silas, Creighton (I)	1964	29	631
Bill Thieben, Hofstra (II)	1955	26	627
Lucious Jackson, Tex.-Pan American (II)	1963	32	626
Elvin Hayes, Houston (I)	1968	33	624
Vincent White, Savannah St. (II)	1970	27	624
Artis Gilmore, Jacksonville (I)	1970	28	621
Bill Thieben, Hofstra (II)	1954	24	620
Tom Hart, Middlebury (II)	1956	21	620

(Since 1973)

Marvin Webster, Morgan St. (II)	1974	33	740
Marvin Webster, Morgan St. (II)	1973	28	650
Major Jones, Albany St. (Ga.) (II)	1975	27	608
Marvin Barnes, Providence (I)	1974	32	597
Joe Manley, Bowie St. (III)	1976	29	579
Marvin Barnes, Providence (I)	1973	30	571
Earl Williams, Winston-Salem (II)	1974	26	553
John Jordan, Southern Me. (III)	1978	29	536
Charles Oakley, Virginia Union (III)	1985	31	535
Lawrence Johnson, Prairie View (II)	1974	23	519
Andre Means, Sacred Heart (II)	1977	32	516
Major Jones, Albany St. (Ga.) (II)	1975	25	513
Kermit Washington, American (I)	1973	25	511
Bill Walton, UCLA (I)	1973	30	506
Larry Bird, Indiana St. (I)	1979	34	505
Harvey Jones, Alabama St. (II)	1974	28	503
Larry Kenon, Memphis (I)	1973	30	501
Akeem Olajuwon, Houston (II)	1984	37	500
Andre Means, Sacred Heart (II)	1978	30	493
Ricky Mahorn, Hampton (II)	1980	31	490
Rob Roesch, Staten Island (II)	1989	31	482
Howard Shockley, Salisbury (III)	1974	27	482
Keith Woolfolk, Upper Iowa (III)	1978	26	479
Leonard Robinson, Tennessee St. (II)	1974	28	478
Major Jones, Albany St. (Ga.) (II)	1976	24	475

REBOUND AVERAGE

Player, Team (Division)	Season	G	Reb.	Avg.
Tom Hart, Middlebury (II)	1956	21	620	29.5
Tom Hart, Middlebury (II)	1955	22	649	29.5
Frank Stronczek, American Int'l (II)	1966	26	717	27.6
R.C. Owens, Albertson (II)	1954	25	677	27.1
Maurice Stokes, St. Francis (Pa.) (II)	1954	26	689	26.5
Ellerbe Neal, Wofford (II)	1953	23	609	26.5
Roman Turmon, Clark Atlanta (II)	1954	23	602	26.2
Pat Callahan, Lewis (II)	1955	20	523	26.2
Hank Brown, Mass.-Lowell (II)	1966	19	496	26.1
Maurice Stokes, St. Francis (Pa.) (II)	1955	28	726	25.9
Bill Thieben, Hofstra (II)	1954	24	620	25.8
Dean Sandifer, Lakeland (II)	1965	23	592	25.7
Charlie Slack, Marshall (I)	1955	21	538	25.6
Charles Wrinn, Trinity (Conn.) (II)	1952	19	486	25.6
Leroy Wright, Pacific (I)	1959	26	652	25.1
Jim Smith, Steubenville (II)	1957	26	651	25.0
Marv Becker, Widener (II)	1958	18	450	25.0
Tony Williams, St. Francis (Me.) (II)	1971	24	599	25.0
Ernie Brock, Virginia St. (II)	1964	24	597	24.9
Russell Jackson, Southern U. (II)	1970	22	544	24.7
Gerry Govan, St. Mary's (Kan.) (II)	1963	18	445	24.7
Merv Shorr, CCNY (II)	1954	18	444	24.7
Art Quimby, Connecticut (I)	1955	25	611	24.4
Charlie Slack, Marshall (I)	1956	22	520	23.6
Ed Conlin, Fordham (I)	1953	26	612	23.5

(Since 1973)

Marvin Webster, Morgan St. (II)	1973	28	650	23.2
Lawrence Johnson, Prairie View (II)	1974	23	519	22.6
Major Jones, Albany St. (Ga.) (II)	1975	27	608	22.5
Marvin Webster, Morgan St. (II)	1974	33	740	22.4
Earl Williams, Winston-Salem (II)	1974	26	553	21.3

Player, Team (Division)	Season	G	Reb.	Avg.
Major Jones, Albany St. (Ga.) (II)	1975	25	513	20.5
Kermit Washington, American (I)	1973	25	511	20.4
Larry Gooding, St. Augustine's (II)	1974	22	443	20.1
Joe Manley, Bowie St. (III)	1976	29	579	20.0
Fred Petty, Southern N.H. (III)	1974	22	436	19.8
Major Jones, Albany St. (Ga.) (II)	1976	24	475	19.8
Larry Williams, Pratt (III)	1977	24	457	19.0
Marvin Barnes, Providence (I)	1973	30	571	19.0
Calvin Robinson, Mississippi Val. (II)	1976	23	432	18.8
Larry Williams, Pratt (III)	1977	17	318	18.7
Larry Parker, Plattsburgh St. (III)	1975	23	430	18.7
Marvin Barnes, Providence (I)	1974	32	597	18.7
Charles Greer, Thomas (III)	1977	17	318	18.7
John Jordan, Southern Me. (III)	1978	29	536	18.5
Keith Woolfolk, Upper Iowa (III)	1978	26	479	18.4
Michael Stubbs, Trinity (Conn.) (III)	1990	22	398	18.1
Mike Taylor, Pratt (III)	1978	23	414	18.0
Harvey Jones, Alabama St. (II)	1974	28	503	18.0
Walt Edwards, Husson (III)	1976	26	467	18.0
Scott Mountz, California (Pa.) (II)	1978	24	431	18.0

ASSISTS

Player, Team (Division)	Season	G	Ast.
Mark Wade, UNLV (I)	1987	38	406
Steve Ray, Bridgeport (II)	1989	32	400
Avery Johnson, Southern U. (I)	1988	30	399
Robert James, Kean (III)	1989	29	391
Steve Ray, Bridgeport (II)	1990	33	385
Anthony Manuel, Bradley (I)	1988	31	373
Tony Smith, Pfeiffer (II)	1992	35	349
Avery Johnson, Southern U. (I)	1987	31	333
Mark Jackson, St. John's (N.Y.) (I)	1986	32	328
Sherman Douglas, Syracuse (I)	1989	38	326
Tennyson Whitted, Ramapo (III)	2002	29	319
Greg Anthony, UNLV (I)	1991	35	310
Sam Crawford, New Mexico St. (I)	1993	34	310
Reid Gettys, Houston (I)	1984	37	309
Jim Ferrer, Bentley (II)	1989	31	309
Rob Paternostro, Southern N.H. (II)	1995	33	309
Carl Golsen, Loyola (Ill.) (I)	1985	33	305
Craig Neal, Georgia Tech (I)	1988	32	303
Keith Jennings, East Tenn. St. (I)	1991	33	301
Brian Gregory, Oakland (II)	1989	28	300
Doug Gottlieb, Oklahoma St. (I)	1999	34	299
Chris Corchiani, North Carolina St. (I)	1991	31	299
Charles Jordan, Erskine (II)	1992	34	298
Keith Jennings, East Tenn. St. (I)	1990	34	297
Ricky Spicer, Wis.-Whitewater (III)	1989	31	295

ASSIST AVERAGE

Player, Team (Division)	Season	G	Ast.	Avg.
Robert James, Kean (III)	1989	29	391	13.48
Avery Johnson, Southern U. (I)	1988	30	399	13.30
Steve Ray, Bridgeport (II)	1989	32	400	12.50
Anthony Manuel, Bradley (I)	1988	31	373	12.03
Steve Ray, Bridgeport (II)	1990	33	385	11.66
Demetri Beekman, Assumption (II)	1993	23	264	11.47
Albert Kirchner, Mt. St. Vincent (III)	1990	24	267	11.12
Tennyson Whitted, Ramapo (III)	2002	29	319	11.00
Ernest Jenkins, N.M. Highlands (II)	1995	27	291	10.78
Avery Johnson, Southern U. (I)	1987	31	333	10.74
Brian Gregory, Oakland (II)	1989	28	300	10.71
Zack Whiting, Chaminade (II)	2007	27	289	10.70
Mark Wade, UNLV (I)	1987	38	406	10.68
Ron Torgalski, Hamilton (III)	1989	26	275	10.57
Brent Schremp, Slippery Rock (II)	1995	25	259	10.36
Louis Adams, Rust (III)	1989	22	227	10.31
Ernest Jenkins, N.M. Highlands (II)	1994	27	277	10.31
Adrian Hutt, Metro St. (II)	1991	28	285	10.17
Nelson Haggerty, Baylor (I)	1995	28	284	10.14
Tony Smith, Pfeiffer (II)	1992	35	349	9.97
Jim Ferrer, Bentley (II)	1989	31	309	9.96
Glenn Williams, Holy Cross (I)	1989	28	278	9.92
Eric Johnson, Coe (III)	1991	24	238	9.91
Ryan Nelson, Grand Canyon (II)	2006	27	263	9.74
Todd Chappell, Texas Wesleyan (II)	2000	27	263	9.74

BLOCKED SHOTS

Player, Team (Division)	Season	G	Blk.
David Robinson, Navy (I)	1986	35	207
Tory Black, NJIT (III)	1997	26	198
Shawn James, Northeastern (I)	2006	30	196
Neil Edwards, York (N.Y.) (III)	2000	26	193

Player, Team (Division)

Player, Team (Division)	Season	G	Blk.
Mickell Gladness, Alabama A&M (I)	2007	30	188
Ira Nicholson, Mt. St. Vincent (III)	1995	28	188
Adonal Foyle, Colgate (I)	1997	28	180
Keith Closs, Central Conn. St. (I)	1996	28	178
Shawn Bradley, BYU (I)	1991	34	177
John Bunch, Lincoln (Pa.) (III)	2004	25	173
Wojciech Mydra, La.-Monroe (I)	2002	32	172
Alonzo Mourning, Georgetown (I)	1989	34	169
Stephane Lasme, Massachusetts (I)	2007	33	168
Shacun Malave, City Tech (III)	2004	28	167
Deng Gai, Fairfield (I)	2005	30	165
Adonal Foyle, Colgate (I)	1996	29	165
Justin Williams, Wyoming (I)	2006	30	163
Ira Nicholson, Mt. St. Vincent (III)	1996	27	163
Ken Johnson, Ohio St. (I)	2000	30	161
Alonzo Mourning, Georgetown (I)	1992	32	160
James Doyle, Concord (II)	1998	30	157
Shaquille O'Neal, LSU (I)	1992	30	157
Emeka Okafor, Connecticut (I)	2003	33	156
Roy Rogers, Alabama (I)	1996	32	156
Antonio Harvey, Pfeiffer (II)	1993	29	155

BLOCKED-SHOT AVERAGE

Player, Team (Division)	Season	G	Blk.	Avg.
Tory Black, NJIT (III)	1997	26	198	7.62
Neil Edwards, York (N.Y.) (III)	2000	26	193	7.42
John Bunch, Lincoln (Pa.) (III)	2004	25	173	6.92
Ira Nicholson, Mt. St. Vincent (III)	1995	28	188	6.71
Shawn James, Northeastern (I)	2006	30	196	6.53

Adonal Foyle, Colgate (I)	1997	28	180	6.43
Keith Closs, Central Conn. St. (I)	1996	28	178	6.36
Ira Nicholson, Mt. St. Vincent (III)	1997	24	151	6.29
Ira Nicholson, Mt. St. Vincent (III)	1996	27	163	6.04
Shacun Malave, City Tech (III)	2004	28	167	5.96
David Robinson, Navy (I)	1986	35	207	5.91
Antoine Hyman, Keuka (III)	1997	26	148	5.69
Adonal Foyle, Colgate (I)	1996	29	165	5.69
Neil Edwards, York (N.Y.) (III)	1999	26	144	5.54
Deng Gai, Fairfield (I)	2005	30	165	5.50
Johnny Woods, Wesley (II)	2000	24	132	5.50
Shawn James, Northeastern (I)	2005	25	136	5.44
Justin Williams, Wyoming (I)	2006	30	163	5.43
Wojciech Mydra, La.-Monroe (I)	2002	32	172	5.38
Ken Johnson, Ohio St. (I)	2000	30	161	5.37
Keith Closs, Central Conn. St. (I)	1995	26	139	5.35
Antonio Harvey, Pfeiffer (II)	1993	29	155	5.34
Antoine Hyman, Keuka (III)	1996	25	131	5.24
James Doyle, Concord (II)	1998	30	157	5.23
Shaquille O'Neal, LSU (I)	1992	30	157	5.23

STEALS

Player, Team (Division)	Season	G	Stl.
Moses Jean-Pierre, Plymouth St. (III)	1994	30	189
Daniel Martinez, McMurry (III)	2000	29	178
Desmond Cambridge, Alabama A&M (I)	2002	29	160
Mookie Blaylock, Oklahoma (I)	1988	39	150
Purvis Presha, Stillman (III)	1996	25	144
Aldwin Ware, Florida A&M (I)	1988	29	142
John Linehan, Providence (I)	2002	31	139
J.R. Gamble, Queens (N.C.) (II)	2001	32	139
Darron Brittman, Chicago St. (I)	1986	28	139
Tennyson Whitted, Ramapo (III)	2002	29	138
Nadav Henefeld, Connecticut (I)	1990	37	138
Matt Newton, Principia (III)	1994	25	138
John Gallogly, Salve Regina (III)	1997	24	137
Mookie Blaylock, Oklahoma (I)	1989	35	131
Ronn McMahon, Eastern Wash. (I)	1990	29	130
Wayne Copeland, Lynn (II)	2000	26	129
Elbie Murphy, St. Joseph's (Me.) (III)	2007	30	126
Greg Dean, Concordia-M'head (III)	1997	23	126
Scott Clarke, Utica (III)	1995	24	126
Japhet McNeil, Bridgeport (II)	2007	31	125
Obie Trotter, Alabama A&M (I)	2005	32	125
Wayne Copeland, Lynn (II)	1999	31	125
Allen Iverson, Georgetown (I)	1996	37	124
Marty Johnson, Towson (I)	1988	30	124
Eric Coley, Tulsa (I)	2000	37	123
Deron Black, Allegheny (III)	1996	27	123

STEAL AVERAGE

Player, Team (Division)	Season	G	Stl.	Avg.
Moses Jean-Pierre, Plymouth St. (III)	1994	30	189	6.30
Daniel Martinez, McMurry (III)	2000	29	178	6.14
Purvis Presha, Stillman (III)	1996	25	144	5.76
John Gallogly, Salve Regina (III)	1997	24	137	5.71
Matt Newton, Principia (III)	1994	25	138	5.52
Desmond Cambridge, Alabama A&M (I)	2002	29	160	5.52
Barry Aranoff, Yeshiva (III)	1995	22	121	5.50
Greg Dean, Concordia-M'head (III)	1997	23	126	5.48
John Gallogly, Salve Regina (III)	1998	23	121	5.26
Scott Clarke, Utica (III)	1995	24	126	5.25
Darron Brittman, Chicago St. (I)	1986	28	139	4.96
Wayne Copeland, Lynn (II)	2000	26	129	4.96
Joel Heckendorf, Martin Luther (III)	1996	17	84	4.94
Aldwin Ware, Florida A&M (I)	1988	29	142	4.90
David Brown, Westfield St. (II)	1994	25	122	4.88
Ivo Moyano, Polytechnic (N.Y.) (III)	1994	19	91	4.78
Tennyson Whitted, Ramapo (III)	2002	29	138	4.76
Mario Thompson, Occidental (III)	1999	24	114	4.75
Benny West, Howard Payne (III)	2004	25	116	4.64
Keith Darden, Concordia (Tex.) (III)	2001	24	111	4.63
Moses Jean-Pierre, Plymouth St. (III)	1993	25	114	4.56
Deron Black, Allegheny (III)	1996	27	123	4.56
Scott Clark, Utica (III)	1996	26	118	4.54
John Morris, Bridgeport (I)	1994	23	104	4.52
Devlin Herring, Pitt.-Johnstown (II)	1997	27	122	4.52

Career Records

POINTS

Player, Team (Division)	Last						
	Season	Yrs.	G	FG	3FG	FT	Pts.
Travis Grant, Kentucky St. (II)	1972	4	121	1,760	—	525	4,045
Bob Hopkins, Grambling (II)	1956	4	126	1,403	—	953	3,759
Pete Maravich, LSU (I)	1970	3	83	1,387	—	893	3,667
Dwight Lamar, La.-Lafayette (II & I)	1973	4	112	1,445	—	603	3,493
Tony Smith, Pfeiffer (II)	1992	4	126	1,150	431	619	3,350
Earnest Lee, Clark Atlanta (II)	1987	4	115	1,270	35	723	3,298
Joe Miller, Alderson-Broadus (II)	1957	4	129	1,082	—	1,130	3,294
John Rinka, Kenyon (II)	1970	4	99	1,261	—	729	3,251
Freeman Williams, Portland St. (I)	1978	4	106	1,369	—	511	3,249
Lionel Simmons, La Salle (I)	1990	4	131	1,244	56	673	3,217
Dick Barnett, Tennessee St. (II)	1959	4	136	1,312	—	585	3,209
Alphonso Ford, Mississippi Val. (I)	1993	4	109	1,121	333	590	3,165
Willie Scott, Alabama St. (II)	1969	4	103	1,277	—	601	3,155
Harry Kelly, Texas Southern (I)	1983	4	110	1,234	—	598	3,066
Keydren Clark, St. Peter's (I)	2006	4	118	967	435	689	3,058
Johnnie Allen, Bethune-Cookman (II)	1969	4	111	1,306	—	446	3,058
Bennie Swain, Texas Southern (II)	1958	4	137	1,157	—	694	3,008
Hersey Hawkins, Bradley (I)	1988	4	125	1,100	118	690	3,008
Rich Fuqua, Oral Roberts (II & I)	1973	4	111	1,273	—	458	3,004
Lambert Shell, Bridgeport (II)	1992	4	132	1,102	22	775	3,001
Oscar Robertson, Cincinnati (I)	1960	3	88	1,052	—	869	2,973
Carl Hartman, Alderson-Broadus (II)	1955	4	118	1,124	—	711	2,959
Danny Manning, Kansas (I)	1988	4	147	1,216	10	509	2,951
Andre Foreman, Salisbury (III)	1992	5	109	1,141	68	592	2,940
Earl Monroe, Winston-Salem (II)	1967	4	110	1,158	—	619	2,935
Alfredrick Hughes, Loyola (III.) (I)	1985	4	120	1,226	—	462	2,914

SCORING AVERAGE

(Minimum 1,500 points)

Player, Team (Division)	Last						
	Season	Yrs.	G	FG	3FG	FT	Pts. Avg.
Pete Maravich, LSU (I)	1970	3	83	1,387	—	893	3,667 44.2
Austin Carr, Notre Dame (I)	1971	3	74	1,017	—	526	2,560 34.6
Oscar Robertson, Cincinnati (I)	1960	3	88	1,052	—	869	2,973 33.8
Travis Grant, Kentucky St. (II)	1972	4	121	1,760	—	525	4,045 33.4
Calvin Murphy, Niagara (I)	1970	3	77	947	—	654	2,548 33.1
John Rinka, Kenyon (II)	1970	4	99	1,261	—	729	3,251 32.8
Dwain Govan, Bishop (III)	1975	2	55	750	—	305	1,805 32.8
Florindo Vieira, Quinnipiac (II)	1957	4	69	761	—	741	2,263 32.8
Dwight Lamar, La.-Lafayette (I)	1973	2	57	768	—	326	1,862 32.7
Frank Selvy, Furman (I)	1954	3	78	922	—	694	2,538 32.5
Rick Mount, Purdue (I)	1970	3	72	910	—	503	2,323 32.3
Darrell Floyd, Furman (I)	1956	3	71	868	—	545	2,281 32.1
Nick Werkman, Seton Hall (I)	1964	3	71	812	—	649	2,273 32.0
Willie Humes, Idaho St. (I)	1971	2	48	565	—	380	1,510 31.5
William Averitt, Pepperdine (I)	1973	2	48	615	—	311	1,541 31.4
Elgin Baylor, Albertson/Seattle (I)	1958	3	80	956	—	588	2,500 31.3
Willie Shaw, Lane (II)	1964	4	76	960	—	459	2,379 31.3

Player, Team (Division)	Last Season	Yrs.	G	FG	3FG	FT	Pts.	Avg.
Mike Davis, Virginia Union (II)	1969	4	89	1,014	—	730	2,758	31.0
Elvin Hayes, Houston (I)	1968	3	93	1,215	—	454	2,884	31.0
Freeman Williams, Portland St. (I)	1978	4	106	1,369	—	511	3,249	30.7
Willie Scott, Alabama St. (II)	1969	4	103	1,277	—	601	3,155	30.6
Dave Russell, Shepherd (III)	1975	2	60	710	—	413	1,833	30.6
Larry Bird, Indiana St. (I)	1979	3	94	1,154	—	542	2,850	30.3
Kyle Myrick, Lincoln (Pa.) (III)	2006	2	57	667	78	309	1,721	30.2
Carlos Knox, IUPUI (II)	1998	4	85	832	208	684	2,556	30.1
George Gilmore, Chaminade (II)	1992	2	51	485	174	387	1,531	30.0

FIELD-GOAL PERCENTAGE
(Minimum 400 field goals)

Player, Team (Division)	Last Season	Yrs.	G	FG	FGA	Pct.
Tony Rychlec, Mass. Maritime (III)	1983	3	55	509	692	73.6
Pete Metzelaars, Wabash (III)	1982	4	103	784	1,083	72.4
Todd Linder, Tampa (II)	1987	4	122	909	1,284	70.8
Tom Schurfranz, Bellarmine (II)	1992	4	112	742	1,057	70.2
Chad Scott, California (Pa.) (II)	1994	4	115	465	664	70.0
Brian Schmitting, Ripon (III)	2007	4	78	418	602	69.4
Ricky Nedd, Appalachian St. (I)	1994	4	113	412	597	69.0
Ed Phillips, Alabama A&M (II)	1971	4	95	610	885	68.9
Stephen Scheffler, Purdue (I)	1990	4	110	408	596	68.5
Ulysses Hackett, S.C. Upstate (II)	1992	3	90	824	1,213	67.9
Larry Tucker, Lewis (II)	1983	3	84	677	994	67.8
Steve Johnson, Oregon St. (I)	1981	4	116	828	1,222	67.8
Michael Bradley, Kentucky/Villanova (I)	2001	4	100	441	651	67.7
Otis Evans, Wayne St. (Mich.) (II)	1992	4	106	472	697	67.7
Maurice Woods, Potsdam St. (III)	1982	3	93	559	829	67.4
Matthew Cornegay, Tuskegee (II)	1982	4	105	524	783	66.9
Earl Keith, Stony Brook (III)	1979	4	94	777	1,161	66.9
Murray Brown, Florida St. (I)	1980	4	106	566	847	66.8
Ray Strozier, Central Mo. St. (II)	1981	4	110	563	843	66.8
Dennis Edwards, Fort Hays St. (II)	1995	2	59	666	998	66.7
James Morris, Central Okla. (II)	1993	4	76	532	798	66.7
Dan Rush, Bridgewater (Va.) (III)	1995	4	102	712	1,069	66.6
Lee Campbell, Middle Tenn./Missouri St. (I)	1990	3	88	411	618	66.5
Warren Kidd, Middle Tenn. (I)	1993	3	83	496	747	66.4
Todd MacCulloch, Washington (I)	1999	4	115	702	1,058	66.4
Joe Senser, West Chester (I)	1979	4	96	476	719	66.2
Lance Berwald, North Dakota St. (II)	1984	2	58	475	717	66.2

THREE-POINT FIELD GOALS

Player, Team (Division)	Last Season	Yrs.	G	3FG
Jeff Clement, Grinnell (III)	1999	4	91	516
Amir Mazarei, Redlands (III)	2007	4	97	470
J.J. Redick, Duke (I)	2006	4	139	457
Cameron Munoz, Mont. St.-Billings (II)	2006	4	99	451
Steve Nordlund, Grinnell (III)	2004	4	97	449
Stephen Dye, Alderson-Broaddus (II)	2005	4	121	443
Steve Moyer, Gannon (II)	1999	4	112	442
Keydren Clark, St. Peter's (I)	2006	4	118	435
Tony Smith, Pfeiffer (II)	1992	4	126	431
Curtis Staples, Virginia (I)	1998	4	122	413
Kwame Morton, Clarion (II)	1994	4	105	411
Keith Veney, Lamar/Marshall (I)	1997	4	111	409
Tarvoris Uzoigwe, Henderson St. (II)	2005	4	119	404
Chris Carideo, Widener (III)	1995	4	103	402
Doug Day, Radford (I)	1993	4	117	401
Gerry McNamara, Syracuse (I)	2006	4	135	400
Michael Watson, UMKC (I)	2004	4	117	391
Gary Duda, Merrimack (II)	1992	4	122	389
Mike Taylor, West Virginia St. (II)	2004	4	116	378
Ronnie Schmitz, UMKC (I)	1993	4	112	378
Mike Hoyt, Mt. St. Mary (N.Y.) (III)	2007	4	105	376
Mark Alberts, Akron (I)	1993	4	107	375
Brett Blizzard, UNC Wilmington (I)	2003	4	125	371
Kyle Korver, Creighton (I)	2003	4	128	371
Markus Hallgrimson, Mont. St.-Billings (II)	2000	3	82	371
Steve Diekmann, Grinnell (III)	1995	4	85	371
Greg Cole, Western Conn. St. (III)	2006	4	110	367
Pat Bradley, Arkansas (I)	1999	4	132	366
Bryce Drew, Valparaiso (I)	1998	4	121	364
Jeff Fryer, Loyola Marymount (I)	1990	4	112	363

THREE-POINT FIELD GOALS PER GAME
(Minimum 200 three-point field goals)

Player, Team (Division)	Last Season	Yrs.	G	3FG	Avg.
Jeff Clement, Grinnell (III)	1999	4	91	516	5.67

Player, Team (Division)	Last Season	Yrs.	G	3FG	Avg.
Amir Mazarei, Redlands (III)	2007	4	97	470	4.85
Antonio Harris, LeMoyne-Owen (II)	1999	2	52	245	4.71
Steve Nordlund, Grinnell (III)	2004	4	97	449	4.63
Timothy Pollard, Mississippi Val. (I)	1989	2	56	256	4.57
Cameron Munoz, Mont. St.-Billings (II)	2006	4	99	451	4.56
Markus Hallgrimson, Mont. St.-Billings (II)	2000	3	82	371	4.52
Ed Brands, Grinnell (III)	1996	4	78	347	4.45
Steve Diekmann, Grinnell (III)	1995	4	85	371	4.36
Sydney Grider, La.-Lafayette (I)	1990	2	58	253	4.36
Alex Williams, Sacramento St. (II)	1988	2	58	247	4.26
Yandel Brown, Columbus St. (II)	2005	2	63	264	4.19
Tommie Spearman, Columbus St. (II)	1995	2	56	233	4.16
Reece Gliko, Mont. St.-Billings (II)	1997	2	56	231	4.13
Steve Matthews, Emerson/Wentworth Inst. (III)	2000	3	81	334	4.12
Danny Phillips, Mont. St.-Billings (II)	2002	2	55	222	4.03
Brian Merriweather, Tex.-Pan American (I)	2001	3	84	332	3.95
Steve Moyer, Gannon (II)	1999	4	112	442	3.95
Kwame Morton, Clarion (II)	1994	4	105	411	3.91
Chris Carideo, Widener (II)	1995	4	103	402	3.90
Josh Heard, Tennessee Tech (I)	2000	2	55	210	3.82
Matt Garvey, Bates (III)	1997	4	95	361	3.80
Sami Wylie, Lincoln (Pa.) (III)	2007	2	58	220	3.79
Shawn Williams, Central Okla. (II)	1991	3	57	212	3.72
Zoderick Green, Central Okla. (II)	1995	3	57	212	3.72
Kareem Townes, La Salle (I)	1995	3	81	300	3.70
Keydren Clark, St. Peter's (I)	2006	4	118	435	3.69
Keith Veney, Lamar/Marshall (I)	1997	4	111	409	3.68
Stephen Dye, Alderson-Broaddus (II)	2005	4	121	443	3.66
Mike Sinclair, Bowie St. (II)	1989	3	82	299	3.65

THREE-POINT FIELD-GOAL PERCENTAGE
(Minimum 200 three-point field goals)

Player, Team (Division)	Last Season	Yrs.	G	3FG	3FGA	Pct.
Scott Martin, Rollins (II)	1991	4	104	236	460	51.3
Jeff Seifriz, Wis.-Whitewater (III)	1989	3	85	217	423	51.3
Chris Peterson, Eureka (II)	1994	4	78	215	421	51.1
Todd Woelfle, Oakland City (II)	1998	4	103	210	412	51.0
Everett Foxx, Ferrum (III)	1992	4	104	315	630	50.0
Tony Bennett, Green Bay (I)	1992	4	118	290	584	49.7
Matt Markle, Shippensburg (II)	1992	4	101	202	408	49.5
Keith Jennings, East Tenn. St. (I)	1991	4	127	223	452	49.3
Brad Alberts, Ripon (III)	1992	4	95	277	563	49.2
Jeff Jones, Lycoming (III)	1989	3	71	232	472	49.2
Troy Greenlee, DePauw (III)	1991	4	106	232	473	49.0
Paul Cluxton, Northern Ky. (II)	1997	4	122	303	619	48.9
Lance Gelnett, Millersville (II)	1992	4	109	266	547	48.6
David Todd, Pomona-Pitzer (III)	1990	4	84	212	439	48.3
Al Callejas, Scranton (III)	2001	4	90	225	466	48.3
Antonio Harris, LeMoyne-Owen (II)	1999	2	52	245	510	48.0
Jason Bullock, Indiana (Pa.) (II)	1995	4	88	235	491	47.9
Matt Ripaldi, Southern N.H. (II)	1995	4	95	205	431	47.6
Kirk Manns, Michigan St. (I)	1990	4	120	212	446	47.5
Tim Locum, Wisconsin (I)	1991	4	118	227	481	47.2
Stephen Sir, San Diego St./Northern Ariz. (I)	2007	5	111	323	689	46.9
Mark Willey, Fort Hays St. (II)	1992	4	117	224	478	46.9
David Olson, Eastern Ill. (I)	1992	4	111	262	562	46.6
Todd Bowden, Randolph-Macon (II)	1989	3	84	229	491	46.6
Ross Land, Northern Ariz. (I)	2000	4	117	308	664	46.4
Dan Dickau, Washington/Gonzaga (I)	2002	4	97	215	465	46.2

FREE-THROW PERCENTAGE
(Minimum 300 free throws made)

Player, Team (Division)	Last Season	Yrs.	G	FT	FTA	Pct.
Blake Ahearn, Missouri St. (I)	2007	4	129	435	460	94.6
Derek Raivio, Gonzaga (I)	2007	4	127	343	370	92.7
Andy Enfield, Johns Hopkins (III)	1991	4	108	431	466	92.5
Gary Buchanan, Villanova (I)	2003	4	122	324	355	91.3
Korey Coon, Ill. Wesleyan (III)	2000	4	109	449	492	91.3
J.J. Redick, Duke (I)	2006	4	139	662	726	91.2
Greg Starrick, Kentucky/Southern Ill. (I)	1972	4	72	341	375	90.9
Ryan Knuppel, Elmhurst (III)	2001	4	102	288	317	90.9
Jack Moore, Nebraska (I)	1982	4	105	446	495	90.1
Steve Henson, Kansas St. (I)	1990	4	127	361	401	90.0
Steve Alford, Indiana (I)	1987	4	125	535	596	89.8
Bob Lloyd, Rutgers (I)	1967	3	77	543	605	89.8
Jake Sullivan, Iowa St. (I)	2004	4	123	354	395	89.6
Jim Barton, Dartmouth (I)	1989	4	104	394	440	89.5
Al Callejas, Scranton (III)	2001	4	90	333	372	89.5

Player, Team (Division)	Last Season	Yrs.	G	FT	FTA	Pct.
Dave Reynolds, Davis & Elkins (II)	1989	4	107	383	429	89.3
Tommy Boyer, Arkansas (I)	1963	3	70	315	353	89.2
Kyle Korver, Creighton (I)	2003	4	128	312	350	89.1
Lance Den Boer, Central Wash. (II)/ Washington St. (I)	2007	4	94	391	439	89.1
Tim McGraw, Hartwick (III)	1988	4	107	330	371	88.9
Rob Robbins, New Mexico (I)	1991	4	133	309	348	88.8
Gerry McNamara, Syracuse (I)	2006	4	135	435	490	88.8
Brent Jolly, Tennessee Tech (I)	2003	4	123	347	391	88.7
Marcus Wilson, Evansville (I)	1999	4	119	455	513	88.7
Sean Miller, Pittsburgh (I)	1992	4	128	317	358	88.5
Ron Perry, Holy Cross (I)	1980	4	109	680	768	88.5
Joe Crispin, Penn St. (I)	2001	4	127	448	506	88.5
Joe Dykstra, Western Ill. (I)	1983	4	117	587	663	88.5
Michael Shue, Lock Haven (II)	1997	4	92	354	400	88.5
Mike Joseph, Bucknell (I)	1990	4	115	397	449	88.4

REBOUNDS

Player, Team (Division)	Last Season	Yrs.	G	Reb.
Jim Smith, Steubenville (II)	1958	4	112	2,334
Marvin Webster, Morgan St. (II)	1975	4	114	2,267
Tom Gola, La Salle (I)	1955	4	118	2,201
Major Jones, Albany St. (Ga.) (II)	1976	4	105	2,052
Joe Holup, George Washington (I)	1956	4	104	2,030
Charles Hardnett, Grambling (II)	1962	4	117	1,983
Jim Ahrens, Buena Vista (II)	1962	4	95	1,977
Elmore Smith, Kentucky St. (II)	1971	3	85	1,917
Charlie Slack, Marshall (I)	1956	4	88	1,916
Zelmo Beaty, Prairie View (II)	1962	4	97	1,916
Ed Conlin, Fordham (I)	1955	4	102	1,884
Hal Booker, Cheyney (II)	1969	4	103	1,882
Bill Thieben, Hofstra (II)	1956	3	76	1,837
Maurice Stokes, St. Francis (Pa.) (II)	1955	3	72	1,812
Dickie Hemric, Wake Forest (I)	1955	4	104	1,802
Paul Silas, Creighton (I)	1964	3	81	1,751
James Morgan, Md.-East. Shore (II)	1970	4	95	1,747
Tom Hart, Middlebury (II)	1956	3	63	1,738
Joe Casey, Boston St. (II)	1969	4	102	1,733
Art Quimby, Connecticut (I)	1955	4	80	1,716
Jerry Harper, Alabama (I)	1956	4	93	1,688
Jeff Cohen, William & Mary (I)	1961	4	103	1,679
Steve Hamilton, Morehead St. (I)	1958	4	102	1,675
Herb Lake, Youngstown St. (II)	1959	4	95	1,638
Jim Fay, St. Ambrose (II)	1953	4	95	1,633

(For careers beginning in 1973 or after)

Major Jones, Albany St. (Ga.) (II)	1976	4	105	2,052
Michael Smith, Hamilton (III)	1992	4	107	1,628
Tim Duncan, Wake Forest (I)	1997	4	128	1,570
Derrick Coleman, Syracuse (I)	1990	4	143	1,537
Malik Rose, Drexel (I)	1996	4	120	1,514
Ralph Sampson, Virginia (I)	1983	4	132	1,511
John Jordan, Southern Me. (III)	1981	4	105	1,504
Clemon Johnson, Florida A&M (II)	1978	4	109	1,494
Wayne Robertson, Southern N.H. (II)	1994	4	127	1,487
Larry Parker, Plattsburgh St. (III)	1978	4	85	1,482
Carlos Terry, Winston-Salem (II)	1978	4	117	1,467
Pete Padgett, Nevada (I)	1976	4	104	1,464
Kevin Clark, Clark (Mass.) (III)	1981	4	101	1,450
James Hector, American Int'l (II)	1994	4	115	1,446
Lionel Simmons, La Salle (I)	1990	4	131	1,429
Anthony Bonner, St. Louis (I)	1990	4	133	1,424
E.D. Schectery, Lynchburg (III)	1980	4	104	1,404
Jeff Covington, Youngstown St. (II)	1978	4	106	1,381
Tyrone Hill, Xavier (I)	1990	4	126	1,380
Larry Sheets, East. Mennonite (III)	1983	4	105	1,378
Popeye Jones, Murray St. (I)	1992	4	123	1,374
Michael Brooks, La Salle (I)	1980	4	114	1,372
John Ebeling, Fla. Southern (II)	1982	4	127	1,362
Xavier McDaniel, Wichita St. (I)	1985	4	117	1,359
John Irving, Arizona/Hofstra (I)	1977	4	103	1,348

REBOUND AVERAGE

(Minimum 800 rebounds)

Player, Team (Division)	Last Season	Yrs.	G	Reb.	Avg.
Tom Hart, Middlebury (II)	1956	3	63	1,738	27.6
Maurice Stokes, St. Francis (Pa.) (II)	1955	3	72	1,812	25.2
Frank Stronczek, American Int'l (II)	1967	3	62	1,549	25.0
Bill Thieben, Hofstra (II)	1956	3	76	1,837	24.2
Hank Brown, Mass.-Lowell (II)	1967	3	49	1,129	23.0
Artis Gilmore, Jacksonville (I)	1970	2	54	1,224	22.7
Elmore Smith, Kentucky St. (II)	1971	3	85	1,917	22.6

Player, Team (Division)	Last Season	Yrs.	G	Reb.	Avg.
Charles Wrinn, Trinity (Conn.) (II)	1953	3	53	1,176	22.2
Roman Turmon, Clark Atlanta (II)	1954	3	60	1,312	21.9
Charlie Slack, Marshall (I)	1956	4	88	1,916	21.8
Tony Missere, Pratt (II)	1968	3	62	1,348	21.7
Ron Horton, Delaware St. (II)	1968	3	64	1,384	21.6
Paul Silas, Creighton (I)	1964	3	81	1,751	21.6
Leroy Wright, Pacific (I)	1960	3	67	1,442	21.5
Art Quimby, Connecticut (I)	1955	4	80	1,716	21.5
Walt Dukes, Seton Hall (I)	1953	2	59	1,247	21.1
Jim Smith, Steubenville (II)	1958	4	112	2,334	20.8
Jim Ahrens, Buena Vista (II)	1962	4	95	1,977	20.8
Bob Brandes, Upsala (II)	1962	3	74	1,520	20.5
Jackie Jackson, Virginia Union (II)	1961	3	66	1,351	20.5
Bill Russell, San Francisco (I)	1956	3	79	1,606	20.3
Kermit Washington, American (I)	1973	3	73	1,478	20.2
Julius Erving, Massachusetts (I)	1971	2	52	1,049	20.2
Frank Hunter, Northland (II)	1962	4	79	1,581	20.0
Marvin Webster, Morgan St. (II)	1975	4	114	2,267	19.9

(For careers beginning in 1973 or after)

Major Jones, Albany St. (Ga.) (II)	1976	4	105	2,052	19.5
Larry Parker, Plattsburgh St. (III)	1978	4	85	1,482	17.4
Howard Shockley, Salisbury (III & II)	1976	3	76	1,299	17.1
Andre Means, Sacred Heart (II)	1978	2	62	1,009	16.3
Charles Greer, Thomas (III)	1977	3	58	926	16.0
Willie Parr, LeMoyne-Owen (III)	1976	3	76	1,182	15.6
Glenn Mosley, Seton Hall (I)	1977	4	83	1,263	15.2
Michael Smith, Hamilton (III)	1992	4	107	1,628	15.2
Dave Kufeld, Yeshiva (III)	1980	4	81	1,222	15.1
Ed Owens, Hampden-Sydney (III)	1980	4	77	1,160	15.1
Tony Rychlec, Mass. Maritime (III)	1983	3	55	812	14.8
Bill Campion, Manhattan (I)	1975	3	74	1,070	14.5
John Jordan, Southern Me. (III)	1981	4	105	1,504	14.4
Kevin Clark, Clark (Mass.) (III)	1981	4	101	1,450	14.4
Antonio Garcia, Ky. Wesleyan (II)	1999	2	70	997	14.2
Mark Veenstra, Calvin (III)	1977	4	89	1,260	14.2
Pete Padgett, Nevada (I)	1976	4	104	1,464	14.1
Anthony Fitzgerald, Villa Julie (III)	2006	4	107	1,496	14.0
Rob Roesch, Staten Island (III)	1989	2	61	850	13.9
Clemon Johnson, Florida A&M (II)	1978	4	109	1,494	13.7
Larry Johnson, Ark.-Little Rock (II)	1978	3	69	944	13.7
Carlo DeTommaso, Rhode Island Col. (III)	1976	3	72	984	13.7
Bob Warner, Maine (I)	1976	4	96	1,304	13.6
Shaquille O'Neal, LSU (I)	1992	3	90	1,217	13.5
Cornelius Cash, Bowling Green (I)	1975	3	79	1,068	13.5
E.D. Schectery, Lynchburg (III)	1980	4	104	1,404	13.5
Ira Terrell, SMU (I)	1976	3	80	1,077	13.5

ASSISTS

Player, Team (Division)	Last Season	Yrs.	G	Ast.
Bobby Hurlley, Duke (I)	1993	4	140	1,076
Demetri Beekman, Assumption (II)	1993	4	119	1,044
Chris Corchiani, North Carolina St. (I)	1991	4	124	1,038
Ed Cota, North Carolina (I)	2000	4	138	1,030
Keith Jennings, East Tenn. St. (I)	1991	4	127	983
Steve Blake, Maryland (I)	2003	4	138	972
Sherman Douglas, Syracuse (I)	1989	4	138	960
Tony Miller, Marquette (I)	1995	4	123	956
Aaron Miles, Kansas (I)	2005	4	138	954
Greg Anthony, Portland/UNLV (I)	1991	4	138	950
Doug Gottlieb, Notre Dame/Oklahoma St. (I)	2000	4	124	947
Gary Payton, Oregon St. (I)	1990	4	120	938
Adam Kaufman, Edinboro (II)	2001	4	116	936
Rob Paternostro, Southern N.H. (II)	1995	4	129	919
Tennyson Whitted, Ramapo (III)	2003	4	108	917
Steve Artis, Chris. Newport (III)	1993	4	112	909
Orlando Smart, San Francisco (I)	1994	4	116	902
Andre LaFleur, Northeastern (I)	1987	4	128	894
Chico Fletcher, Arkansas St. (I)	2000	4	114	893
Phil Dixon, Shenandoah (III)	1996	4	103	889
Jim Les, Bradley (I)	1986	4	118	884
Frank Smith, Old Dominion (I)	1988	4	120	883
Taurence Chisholm, Delaware (I)	1988	4	110	877
Grayson Marshall, Clemson (I)	1988	4	122	857
Anthony Manuel, Bradley (I)	1989	4	108	855

ASSIST AVERAGE

(Minimum 550 assists)

Player, Team (Division)	Last Season	Yrs.	G	Ast.	Avg.
Steve Ray, Bridgeport (II)	1990	2	65	785	12.08
Avery Johnson, Southern U. (I)	1988	2	61	732	12.00

Player, Team (Division)	Last Season	Yrs.	G	Ast.	Avg.
Sam Crawford, New Mexico St. (I)	1993	2	67	592	8.84
Mark Wade, Oklahoma/UNLV (I)	1987	3	79	693	8.77
Demetri Beekman, Assumption (II)	1993	4	119	1,044	8.77
Phil Dixon, Shenandoah (III)	1996	4	103	889	8.63
Tennyson Whitted, Ramapo (III)	2003	4	108	917	8.49
Chris Corchiani, North Carolina St. (I)	1991	4	124	1,038	8.37
Ernest Jenkins, N.M. Highlands (II)	1995	4	84	699	8.32
Zack Whiting, Chaminade (II)	2007	4	86	703	8.17
Steve Artis, Chris. Newport (III)	1993	4	112	909	8.12
Adam Kaufman, Edinboro (II)	2001	4	116	936	8.07
Taurence Chisholm, Delaware (I)	1988	4	110	877	7.97
Van Usher, Tennessee Tech (I)	1992	3	85	676	7.95
Anthony Manuel, Bradley (I)	1989	4	108	855	7.92
Mark Benson, Tex. A&M-Kingsville (II)	1991	3	86	674	7.84
Chico Fletcher, Arkansas St. (I)	2000	4	114	893	7.83
Pat Madden, Jacksonville St. (II)	1991	3	88	688	7.82
Gary Payton, Oregon St. (I)	1990	4	120	938	7.82
Orlando Smart, San Francisco (I)	1994	4	116	902	7.78
Tony Miller, Marquette (I)	1995	4	123	956	7.77
Keith Jennings, East Tenn. St. (I)	1991	4	127	983	7.74
Dan Ward, St. Cloud St. (II)	1995	4	100	774	7.74
Bobby Hurley, Duke (I)	1993	4	140	1,076	7.69
Doug Gottlieb, Notre Dame/Oklahoma St. (I)	2000	4	124	947	7.63
Chuck Evans, Old Dominion/Mississippi St. (I)	1993	3	85	648	7.62

BLOCKED SHOTS

Player, Team (Division)	Last Season	Yrs.	G	Blk.
Ira Nicholson, Mt. St. Vincent (III)	1997	4	100	576
Wojciech Mydra, La.-Monroe (I)	2002	4	115	535
Adonal Foyle, Colgate (I)	1997	3	87	492
Tim Duncan, Wake Forest (I)	1997	4	128	481
Alonzo Mourning, Georgetown (I)	1992	4	120	453
Tarvis Williams, Hampton (II)	2001	4	114	452
Ken Johnson, Ohio St. (I)	2001	4	127	444
Deng Gai, Fairfield (I)	2005	4	100	442
Emeka Okafor, Connecticut (I)	2004	3	103	441
Antoine Hyman, Keuka (III)	1997	4	101	440
Lorenzo Coleman, Tennessee Tech (I)	1997	4	113	437
Calvin Booth, Penn St. (I)	1999	4	114	428
Troy Murphy, Notre Dame (I)	2001	3	94	425
Theo Ratliff, Wyoming (I)	1995	4	111	425
Etan Thomas, Syracuse (I)	2000	4	122	424
Shelden Williams, Duke (I)	2006	4	139	422
Rodney Blake, St. Joseph's (I)	1988	4	116	419
James Doyle, Concord (II)	1998	4	120	416
Shaquille O'Neal, LSU (I)	1992	3	90	412
Kevin Roberson, Vermont (I)	1992	4	112	409
Bilal Salaam, Kutztown (II)	2005	4	109	408
Derek Moore, S.C.-Aiken (II)	1999	4	102	408
Stephane Lasme, Massachusetts (I)	1997	4	118	399
Jim McIlvaine, Marquette (I)	2004	4	118	399
D'or Fischer, Northwestern St./West Virginia (I)	2005	4	127	392
Tim Perry, Temple (I)	1988	4	130	392
Jason Lawson, Villanova (I)	1997	4	131	375
Pervis Ellison, Louisville (I)	1989	4	136	374
Peter Aluma, Liberty (I)	1997	4	119	366
Acie Earl, Iowa (I)	1993	3	116	365

**BLOCKED-SHOT AVERAGE
(Minimum 200 blocked shots)**

Player, Team (Division)	Last Season	Yrs.	G	Blk.	Avg.
Neil Edwards, York (N.Y.) (III)	2000	3	55	337	6.13
Ira Nicholson, Mt. St. Vincent (III)	1997	4	100	576	5.76
Adonal Foyle, Colgate (I)	1997	3	87	492	5.66
John Bunch, Lincoln (Pa.) (III)	2004	2	48	265	5.52
David Robinson, Navy (I)	1987	2	67	351	5.24
Shacun Malave, City Tech (III)	2005	2	53	272	5.13
Wojciech Mydra, La.-Monroe (I)	2002	4	115	535	4.65
Shaquille O'Neal, LSU (I)	1992	3	90	412	4.58
Troy Murphy, Notre Dame (I)	2001	3	94	425	4.52
Jerome James, Florida A&M (I)	1998	3	81	363	4.48
Deng Gai, Fairfield (I)	2005	4	100	442	4.42
Antoine Hyman, Keuka (III)	1997	4	101	440	4.36
Andrew South, NJIT (III)	1995	3	80	344	4.30
Emeka Okafor, Connecticut (I)	2004	3	103	441	4.28
Justin Williams, Wyoming (I)	2006	2	58	244	4.21
Antonio Ramos, Clarke (III)	2003	3	77	318	4.13
Justin Rowe, Maine (I)	2003	2	55	226	4.11
Johnny Woods, Wesley (III)	2002	4	78	319	4.09
Derek Moore, S.C.-Aiken (II)	1999	4	102	408	4.00


Player, Team (Division)	Season	Last Yrs.	G	Blk.	Avg.
Tarvis Williams, Hampton (I)	2001	4	114	452	3.96
Ifesinachi Anosike, Salem St. (III)	2005	2	56	221	3.95
Lorenzo Coleman, Tennessee Tech (I)	1997	4	113	437	3.87
Theo Ratliff, Wyoming (I)	1995	4	111	425	3.83
John Burke, Southampton (II)	1996	2	54	205	3.80
Alonzo Mourning, Georgetown (I)	1992	4	120	453	3.78
Kino Outlaw, Mount Olive (II)	1996	3	81	305	3.77
Calvin Booth, Penn St. (I)	1999	4	114	428	3.75
Bilal Salaam, Kutztown (II)	2005	4	109	408	3.74
Mike Mientus, Allentown (III)	1997	4	87	324	3.72
Tarvis Williams, Hampton (I)	2000	3	82	305	3.72

STEALS

Player, Team (Division)	Last Season	Yrs.	G	Stl.
Tennyson Whitted, Ramapo (III)	2003	4	108	448
John Gallogly, Salve Regina (III)	1998	4	98	413
John Linehan, Providence (I)	2002	5	122	385
Eddin Santiago, Mo. Southern St. (II)	2002	4	117	383
Daniel Martinez, McMurry (III)	2000	3	76	380
Eric Murdock, Providence (I)	1991	4	117	376
Ivo Moyano, Polytechnic (N.Y.) (III)	1997	4	87	368
Pepe Sanchez, Temple (I)	2000	4	116	365
Benny West, Howard Payne (III)	2004	4	98	363
Oronn Brown, Clarion (II)	1997	4	106	361
Robert Campbell, Armstrong Atlantic (II)	2001	4	118	357
Eric Bell, New Paltz St. (III)	1996	4	94	355
Cookie Belcher, Nebraska (I)	2001	5	131	353
Kevin Braswell, Georgetown (I)	2002	4	128	349
Keith Darden, Concordia (Tex.) (III)	2005	4	90	348
Bonzi Wells, Ball St. (I)	1998	4	116	347
Obie Trotter, Alabama A&M (I)	2006	4	114	346
Scott Clarke, Utica (III)	1996	4	96	346
Marcus Best, Winston-Salem (II)	2002	4	119	345
Gerald Walker, San Francisco (I)	1996	4	111	344
Johnny Rhodes, Maryland (I)	1996	4	122	344
Michael Anderson, Drexel (I)	1988	4	115	341
Kenny Robertson, Cleveland St. (I)	1990	4	119	341
Shaun McKie, Salem Int'l (II)	2007	4	113	340
Jeff Mikos, Milwaukee Engr. (III)	2006	4	105	340
Keith Jennings, East Tenn. St. (I)	1991	4	127	334
Juan Dixon, Maryland (I)	2002	4	141	333
Devlin Herring, Pitt.-Johnstown (II)	1998	4	106	333
Desmond Cambridge, Alabama A&M (I)	2002	3	84	330
Jason Hart, Syracuse (I)	2000	4	132	329
Greg Anthony, Portland/UNLV (I)	1991	4	138	329

**STEAL AVERAGE
(Minimum 200 steals)**

Player, Team (Division)	Last Season	Yrs.	G	Stl.	Avg.
Moses Jean-Pierre, Plymouth St. (III)	1994	2	55	303	5.51
Daniel Martinez, McMurry (III)	2000	3	76	380	5.00
Wayne Copeland, Lynn (II)	2000	2	57	254	4.46
Ivo Moyano, Polytechnic (N.Y.) (III)	1997	4	87	368	4.23
Mario Thompson, Occidental (III)	2001	3	71	300	4.23
John Gallogly, Salve Regina (III)	1998	4	98	413	4.21
Tennyson Whitted, Ramapo (III)	2003	4	108	448	4.15
Greg Dean, Concordia-M'head (III)	1997	3	75	307	4.09
Desmond Cambridge, Alabama A&M (I)	2002	3	84	330	3.93
Keith Darden, Concordia (Tex.) (III)	2005	4	90	348	3.87
Mookie Blaylock, Oklahoma (I)	1989	2	74	281	3.80
Eric Bell, New Paltz St. (III)	1996	4	94	355	3.78
Benny West, Howard Payne (III)	2004	4	98	363	3.70
Scott Clarke, Utica (III)	1996	4	96	346	3.60
Ricky Hollis, Brockport St. (III)	2002	4	90	322	3.58
Ronn McMahon, Eastern Wash. (I)	1990	3	64	225	3.52
Gerald Garlic, Goucher (III)	1995	3	70	244	3.49
Darrel Lewis, Lincoln (Pa.) (III)	1999	4	86	298	3.47
Oronn Brown, Clarion (II)	1997	4	106	361	3.41
Patrick Herron, Winston-Salem (II)	1995	3	78	263	3.37
David Clark, Bluefield St. (II)	1996	3	83	278	3.35
Eddin Santiago, Mo. Southern St. (II)	2002	4	117	383	3.27
Shuron Woodyard, Villa Julie (III)	1997	3	73	238	3.26
Jeff Mikos, Milwaukee Engr. (III)	2006	4	105	340	3.24
Shawn McCartney, Hunter (III)	1995	3	81	261	3.22
Carl Small, Cornell College (III)	1995	3	69	222	3.22
Eric Murdock, Providence (I)	1991	4	117	376	3.21
Ken Francis, Molloy (II)	1995	3	81	260	3.21



Award Winners

Division I Consensus All-American Selections.....	130
Division I Academic All-Americans By Team.....	134
Division I Player of the Year	136
Divisions II and III Player of the Year	138
Divisions II and III First-Team All-Americans By Team.....	138
Divisions II and III Academic All-Americans By Team.....	140
NCAA Postgraduate Scholarship Winners By Team.....	142



Division I Consensus All-American Selections

By Season

1929

Charley Hyatt, Pittsburgh; Joe Schaaf, Penn; Charles Murphy, Purdue; Vern Corbin, California; Thomas Churchill, Oklahoma; John Thompson, Montana St.

1930

Charley Hyatt, Pittsburgh; Charles Murphy, Purdue; Branch McCracken, Indiana; John Thompson, Montana St.; Frank Ward, Montana St.; John Wooden, Purdue.

1931

John Wooden, Purdue; Joe Reiff, Northwestern; George Gregory, Columbia; Wes Fesler, Ohio St.; Elwood Romney, BYU.

1932

Forest Sale, Kentucky; Ed Krause, Notre Dame; John Wooden, Purdue; Louis Berger, Maryland; Les Witte, Wyoming.

1933

Forest Sale, Kentucky; Don Smith, Pittsburgh; Elliott Loughlin, Navy; Joe Reiff, Northwestern; Ed Krause, Notre Dame; Jerry Nemer, Southern California

1934

Claire Cribbs, Pittsburgh; Ed Krause, Notre Dame; Les Witte, Wyoming; Hal Lee, Washington; Norman Cottom, Purdue.

1935

Jack Gray, Texas; Lee Guttero, Southern California; Claire Cribbs, Pittsburgh; Bud Browning, Oklahoma; Leroy Edwards, Kentucky.

1936

Bob Kessler, Purdue; Paul Nowak, Notre Dame; Hank Luisetti, Stanford; Vern Huffman, Indiana; John Moir, Notre Dame; Ike Poole, Arkansas; Bill Kinner, Utah.

1937

Hank Luisetti, Stanford; Paul Nowak, Notre Dame; Jules Bender, Long Island; John Moir, Notre Dame; Jewell Young, Purdue.

1938

Hank Luisetti, Stanford; John Moir, Notre Dame; Fred Pralle, Kansas; Jewell Young, Purdue; Paul Nowak, Notre Dame; Meyer Bloom, Temple.

1939

First Team—Irving Torgoff, Long Island; Urgel Wintermute, Oregon; Chet Jaworski, Rhode Island; Ernie Andres, Indiana; Jimmy Hull, Ohio St.

Second Team—Bob Calihan, Detroit; Michael Novak, Loyola (Ill.); Bernard Oppen, Kentucky; Robert Anet, Oregon; Bob Hassmiller, Fordham.

1940

First Team—Ralph Vaughn, Southern California; John Dick, Oregon; Bill Hapac, Illinois; George Glamack, North Carolina; Gus Broberg, Dartmouth.

Second Team—Jack Harvey, Colorado; Marvin Huffman, Indiana; James McNatt, Oklahoma; Jesse Renick, Oklahoma St.

1941

First Team—Gus Broberg, Dartmouth; John Adams, Arkansas; Howard Engleman, Kansas; George Glamack, North Carolina; Gene Englund, Wisconsin.

Second Team—Frank Baumholtz, Ohio; Paul Lindeman, Washington St.; Oscar Schechtman, Long Island; Robert Kinney, Rice; Stan Modzelewski, Rhode Island.

1942

First Team—John Kotz, Wisconsin; Price Brookfield, West Tex. A&M; Bob Kinney, Rice; Andrew Phillip, Illinois; Robert Davies, Seton Hall.

Second Team—Robert Doll, Colorado; Wilfred Doerner, Evansville; Donald Burness, Stanford; George Munroe, Dartmouth; Stan Modzelewski, Rhode Island; John Mandic, Oregon St.

1943

First Team—Andrew Phillip, Illinois; George Senesky, St. Joseph's; Ken Sailors, Wyoming; Harry Boykoff, St. John's (N.Y.); Charles Black, Kansas; Ed Beisser, Creighton; William Closs, Rice.

Second Team—Gerald Tucker, Oklahoma; Bob Rensberger, Notre Dame; Gene Rock, Southern California; John Kotz, Wisconsin; Otto Graham, Northwestern; Gale Bishop, Washington St.

1944

First Team—George Mikan, DePaul; Audley Brindley, Dartmouth; Otto Graham, Northwestern; Robert Brannum, Kentucky; Alva Paine, Oklahoma; Robert Kurland, Oklahoma St.; Leo Klier, Notre Dame.

Second Team—Arnold Ferrin, Utah; Dale Hall, Army; Don Grate, Ohio St.; Bob Dille, Valparaiso; William Henry, Rice; Dick Triptow, DePaul.

1945

First Team—George Mikan, DePaul; Robert Kurland, Oklahoma St.; Arnold Ferrin, Utah; Walton Kirk, Illinois; William Hassett, Notre Dame; William Henry, Rice; Howard Dallmar, Penn; Wyndol Gray, Bowling Green.

Second Team—Richard Ives, Iowa; Vince Hanson, Washington St.; Dale Hall, Army; Max Norris, Northwestern; Don Grate, Ohio St.; Herb Wilkinson, Iowa.

1946

First Team—George Mikan, DePaul; Robert Kurland, Oklahoma St.; Leo Klier, Notre Dame; Max Norris, Northwestern; Sid Tanenbaum, New York U.

Second Team—Jack Parkinson, Kentucky; John Dillon, North Carolina; Ken Sailors, Wyoming; Charles Black, Kansas; Tony Lavelli, Yale; William Hassett, Notre Dame.

1947

First Team—Ralph Beard, Kentucky; Gerald Tucker, Oklahoma; Alex Groza, Kentucky; Sid Tanenbaum, New York U.; Ralph Hamilton, Indiana.

Second Team—George Kaftan, Holy Cross; John Hargis, Texas; Don Barksdale, UCLA; Arnold Ferrin, Utah; Andrew Phillip, Illinois; Ed Koffenberger, Duke; Vern Gardner, Utah.

1948

First Team—Murray Wier, Iowa, 5-9, Muscatine, IA; Ed Macauley, St. Louis, 6-8, St. Louis; Jim McIntyre, Minnesota, 6-10, Minneapolis; Kevin O'Shea, Notre Dame, 6-1, San Francisco; Ralph Beard, Kentucky, 5-10, Louisville, KY.

Second Team—Dick Dickey, North Carolina St.; Arnold Ferrin, Utah; Alex Groza, Kentucky; Harold Haskins, Hamline; George Kaftan, Holy Cross; Duane Klueh, Indiana St.; Tony Lavelli, Yale; Max Nichols, Washington; Andy Wolfe, California.

1949

First Team—Tony Lavelli, Yale, 6-3, Somerville, MA; Vince Boryla, Denver, 6-5, East Chicago, IN; Ed Macauley, St. Louis, 6-8, St. Louis; Alex Groza, Kentucky, 6-7, Martin's Ferry, OH; Ralph Beard, Kentucky, 5-10, Louisville, KY.

Second Team—Bill Erickson, Illinois; Vern Gardner, Utah; Wallace Jones, Kentucky; Jim McIntyre, Minnesota; Ernie Vandeweghe, Colgate.

1950

First Team—Dick Schnitker, Ohio St., 6-5, Sandusky, OH; Bob Cousy, Holy Cross, 6-1, St. Albans, NY; Paul Arizin, Villanova, 6-3, Philadelphia; Paul Unruh, Bradley, 6-4, Toulon, IL; Bill Sharman, Southern California, 6-2, Porterville, CA.

Second Team—Charles Cooper, Duquesne; Don Lofgran, San Francisco; Kevin O'Shea, Notre Dame; Don Rehfeldt, Wisconsin; Sherman White, Long Island.

1951

First Team—Bill Mlkvy, Temple, 6-4, Palmerton, PA; Sam Ranzino, North Carolina St., 6-1, Gary, IN; Bill Spivey, Kentucky, 7-0, Macon, GA; Clyde Lovellette, Kansas, 6-9, Terre Haute, IN; Gene Melchiorre, Bradley, 5-8, Highland Park, IL.

Second Team—Ernie Barrett, Kansas St.; Bill Garrett, Indiana; Dick Groat, Duke; Mel Hutchins, BYU; Gale McArthur, Oklahoma St.

1952

First Team—Cliff Hagan, Kentucky, 6-4, Owensboro, KY; Rod Fletcher, Illinois, 6-4, Champaign, IL; Chuck Darling, Iowa, 6-8, Denver; Clyde Lovellette, Kansas, 6-9, Terre Haute, IN; Dick Groat, Duke, 6-0, Swissvale, PA.

Second Team—Bob Houbregs, Washington; Don Meineke, Dayton; Johnny O'Brien, Seattle; Mark Workman, West Virginia; Bob Zawoluk, St. John's (N.Y.).

1953

First Team—Ernie Beck, Penn, 6-4, Philadelphia; Bob Houbregs, Washington, 6-7, Seattle; Walt Dukes, Seton Hall, 6-11, Rochester, NY; Tom Gola, La Salle, 6-6, Philadelphia; Johnny O'Brien, Seattle, 5-8, South Amboy, NJ.

Second Team—Dick Knostman, Kansas St.; Bob Pettit, LSU; Joe Richey, BYU; Don Schlundt, Indiana; Frank Selvy, Furman.

1954

First Team—Frank Selvy, Furman, 6-3, Corbin, KY; Tom Gola, La Salle, 6-6, Philadelphia; Don Schlundt, Indiana, 6-10, South Bend, IN; Bob Pettit, LSU, 6-9, Baton Rouge, LA; Cliff Hagan, Kentucky, 6-4, Owensboro, KY.

Second Team—Bob Leonard, Indiana; Tom Marshall, Western Ky.; Bob Mattick, Oklahoma St.; Frank Ramsey, Kentucky; Dick Ricketts, Duquesne.

1955

First Team—Tom Gola, La Salle, 6-6, Philadelphia; Dick Ricketts, Duquesne, 6-8, Pottstown, PA; Bill Russell, San Francisco, 6-9, Oakland, CA; Si Green, Duquesne, 6-3, Brooklyn, NY; Dick Garmaker, Minnesota, 6-3, Hibbing, MN.

Second Team—Darrell Floyd, Furman; Robin Freeman, Ohio St.; Dickie Henric, Wake Forest; Don Schlundt, Indiana; Ron Shavlik, North Carolina St.

1956

First Team—Tom Heinsohn, Holy Cross, 6-7, Union City, NJ; Ron Shavlik, North Carolina St., 6-9, Denver; Bill Russell, San Francisco, 6-9, Oakland, CA; Si Green, Duquesne, 6-3, Brooklyn, NY; Robin Freeman, Ohio St., 5-11, Cincinnati.

Second Team—Bob Burrow, Kentucky; Darrell Floyd, Furman; Rod Hundley, West Virginia; K.C. Jones, San Francisco; Willie Naulls, UCLA; Bill Uhl, Dayton.

1957

First Team—Rod Hundley, West Virginia, 6-4, Charleston, WV; Lenny Rosenbluth, North Carolina, 6-5, New York; Jim Krebs, SMU, 6-8, Webster Groves, MO; Wilt Chamberlain, Kansas, 7-0, Philadelphia; Charlie Tyra, Louisville, 6-8, Louisville, KY; Chet Forte, Columbia, 5-9, Hackensack, NJ.

Second Team—Elgin Baylor, Seattle; Frank Howard, Ohio St.; Guy Rodgers, Temple; Gary Thompson, Iowa St.; Grady Wallace, South Carolina

1958

First Team—Bob Boozer, Kansas St., 6-8, Omaha, NE; Elgin Baylor, Seattle, 6-6, Washington, DC; Wilt Chamberlain, Kansas, 7-0, Philadelphia; Oscar Robertson, Cincinnati, 6-5, Indianapolis; Guy Rodgers, Temple, 6-0, Philadelphia; Don Hennon, Pittsburgh, 5-9, Wampum, PA.

Second Team—Pete Brennan, North Carolina; Archie Dees, Indiana; Dave Gambee, Oregon St.; Mike Farmer, San Francisco; Bailey Howell, Mississippi St.

1959

First Team—Bailey Howell, Mississippi St., 6-7, Middleton, TN; Bob Boozer, Kansas St., 6-8, Omaha, NE; Oscar Robertson, Cincinnati, 6-5, Indianapolis; Jerry West, West Virginia, 6-3, Cabin Creek, WV; Johnny Cox, Kentucky, 6-4, Hazard, KY.

Second Team—Leo Byrd, Marshall; Johnny Green, Michigan St.; Tom Hawkins, Notre Dame; Don Hennon, Pittsburgh; Alan Seiden, St. John's (N.Y.).

1960

First Team—Oscar Robertson, Cincinnati, 6-5, Indianapolis; Jerry West, West Virginia, 6-3, Cabin Creek, WV; Jerry Lucas, Ohio St., 6-8, Middletown, OH; Darrall Imhoff, California, 6-10; Alhambra, CA; Tom Stith, St. Bonaventure, 6-5, Brooklyn, NY.

Second Team—Terry Dischinger, Purdue; Tony Jackson, St. John's (N.Y.); Roger Kaiser, Georgia Tech; Lee Shaffer, North Carolina; Len Wilkens, Providence.

1961

First Team—Jerry Lucas, Ohio St., 6-8, Middletown, OH; Tom Stith, St. Bonaventure, 6-5, Brooklyn, NY; Terry Dischinger, Purdue, 6-7, Terre Haute, IN; Roger Kaiser, Georgia Tech, 6-1, Dale, IN; Chet Walker, Bradley, 6-6, Benton Harbor, MI.

Second Team—Walt Bellamy, Indiana; Frank Burgess, Gonzaga; Tony Jackson, St. John's (N.Y.); Billy McGill, Utah; Larry Siegfried, Ohio St.

1962

First Team—Jerry Lucas, Ohio St., 6-8, Middletown, OH; Len Chappell, Wake Forest, 6-8, Portage Area, PA; Billy McGill, Utah, 6-9, Los Angeles; Terry Dischinger, Purdue, 6-7, Terre Haute, IN; Chet Walker, Bradley, 6-6, Benton Harbor, MI.

Second Team—Jack Foley, Holy Cross; John Havlicek, Ohio St.; Art Heyman, Duke; Cotton Nash, Kentucky; John Rudometkin, Southern California; Rod Thorn, West Virginia.

1963

First Team—Art Heyman, Duke, 6-5, Rockville Center, NY; Ron Bonham, Cincinnati, 6-5, Muncie, IN; Barry Kramer, New York U., 6-4, Schenectady, NY; Jerry Harkness, Loyola (Ill.), 6-3, New York; Tom Thacker, Cincinnati, 6-2, Covington, KY.

Second Team—Gary Bradds, Ohio St.; Bill Green, Colorado St.; Cotton Nash, Kentucky; Rod Thorn, West Virginia; Nate Thurmond, Bowling Green.

1964

First Team—Bill Bradley, Princeton, 6-5, Crystal City, MO; Dave Stallworth, Wichita St., 6-7, Dallas; Gary Bradds, Ohio St., 6-8, Jamestown, OH; Walt Hazzard, UCLA, 6-2, Philadelphia; Cotton Nash, Kentucky, 6-5, Leominster, MA.

Second Team—Ron Bonham, Cincinnati; Mel Counts, Oregon St.; Fred Hetzel, Davidson; Jeff Mullins, Duke; Cazzie Russell, Michigan.

1965

First Team—Bill Bradley, Princeton, 6-5, Crystal City, MO; Rick Barry, Miami (Fla.), 6-7, Roselle Park, NJ; Fred Hetzel, Davidson, 6-8, Washington, DC; Cazzie Russell, Michigan, 6-5, Chicago; Gail Goodrich, UCLA, 6-1, North Hollywood, CA.

Second Team—Bill Buntin, Michigan; Wayne Estes, Utah St.; Clyde Lee, Vanderbilt; Dave Schellhase, Purdue; Dave Stallworth, Wichita St.

1966

First Team—Dave Bing, Syracuse, 6-3, Washington, DC; Dave Schellhase, Purdue, 6-4, Evansville, IN; Clyde Lee, Vanderbilt, 6-9, Nashville, TN; Cazzie Russell, Michigan, 6-5, Chicago; Jim Walker, Providence, 6-3, Boston.

Second Team—Lou Dampier, Kentucky; Matt Guokas, St. Joseph's; Jack Marin, Duke; Dick Snyder, Davidson; Bob Verga, Duke; Walt Wesley, Kansas.

1967

First Team—Lew Alcindor, UCLA, 7-2, New York; Elvin Hayes, Houston, 6-8, Rayville, LA; Wes Unseld, Louisville, 6-8, Louisville, KY; Jim Walker, Providence, 6-3, Boston; Clem Haskins, Western Ky., 6-3, Campbellsville, KY; Bob Lloyd, Rutgers, 6-1, Upper Darby, PA; Bob Verga, Duke, 6-0, Sea Girt, NJ.

Second Team—Mel Daniels, New Mexico; Sonny Dove, St. John's (N.Y.); Larry Miller, North Carolina; Don May, Dayton; Lou Dampier, Kentucky.

1968

First Team—Wes Unseld, Louisville, 6-8, Louisville, KY; Elvin Hayes, Houston, 6-8, Rayville, LA; Lew Alcindor, UCLA, 7-2, New York; Pete Maravich, LSU, 6-5, Raleigh, NC; Larry Miller, North Carolina, 6-4, Catauga, PA.

Second Team—Lucius Allen, UCLA; Bob Lanier, St. Bonaventure; Don May, Dayton; Calvin Murphy, Niagara; Jo Jo White, Kansas.

1969

First Team—Lew Alcindor, UCLA, 7-2, New York; Spencer Haywood, Detroit, 6-8, Detroit; Pete Maravich, LSU, 6-5, Raleigh, NC; Rick Mount, Purdue, 6-4, Lebanon, IN; Calvin Murphy, Niagara, 5-10, Norwalk, CT.

Second Team—Dan Issel, Kentucky; Mike Maloy, Davidson; Bud Ogden, Santa Clara; Charlie Scott, North Carolina; Jo Jo White, Kansas.

1970

First Team—Pete Maravich, LSU, 6-5, Raleigh, NC; Rick Mount, Purdue, 6-4, Lebanon, IN; Bob Lanier, St. Bonaventure, 6-11, Buffalo, NY; Dan Issel, Kentucky, 6-9, Batavia, IL; Calvin Murphy, Niagara, 5-10, Norwalk, CT.

Second Team—Austin Carr, Notre Dame; Jim Collins, New Mexico St.; John Roche, South Carolina; Charlie Scott, North Carolina; Sidney Wicks, UCLA.

1971

First Team—Austin Carr, Notre Dame, 6-3, Washington, DC; Sidney Wicks, UCLA, 6-8, Los Angeles; Artis Gilmore, Jacksonville, 7-2, Dothan, AL; Dean Meminger, Marquette, 6-1, New York; Jim McDaniels, Western Ky., 7-0, Scottsville, KY.

Second Team—John Roche, South Carolina; Johnny Neumann, Mississippi; Ken Durrett, La Salle; Howard Porter, Villanova; Curtis Rowe, UCLA.

1972

First Team—Bill Walton, UCLA, 6-11, La Mesa, CA; Dwight Lamar, La-Lafayette, 6-1, Columbus, OH; Ed Ratleff, Long Beach St., 6-6, Columbus, OH; Bob McAdoo, North Carolina, 6-8, Greensboro, NC; Tom Riker, South Carolina, 6-10, Oyster Bay, NY; Jim Chones, Marquette, 6-11, Racine, WI; Henry Bibby, UCLA, 6-1, Franklinton, NC.

Second Team—Barry Parkhill, Virginia; Jim Price, Louisville; Bud Stallworth, Kansas; Henry Willmore, Michigan; Rich Fuqua, Oral Roberts.

1973

First Team—Doug Collins, Illinois St., 6-6, Benton, IL; Ed Ratleff, Long Beach St., 6-6, Columbus, OH; Dwight Lamar, La-Lafayette, 6-1, Columbus, OH; Bill Walton, UCLA, 6-11, La Mesa, CA; Ernie DiGregorio, Providence, 6-0, North Providence, RI; David Thompson, North Carolina St., 6-4, Shelby, NC; Keith Wilkes, UCLA, 6-6, Santa Barbara, CA.

Second Team—Jim Brewer, Minnesota; Kevin Joyce, South Carolina; Kermit Washington, American; Tom Burleson, North Carolina St.; Larry Finch, Memphis; Tom McMillen, Maryland.

1974

First Team—Keith Wilkes, UCLA, 6-6, Santa Barbara, CA; John Shumate, Notre Dame, 6-9, Elizabeth, NJ; Bill Walton, UCLA, 6-11, La Mesa, CA; David Thompson, North Carolina St., 6-4, Shelby, NC; Marvin Barnes, Providence, 6-9, Providence, RI.

Second Team—Len Elmore, Maryland; Bobby Jones, North Carolina; Bill Knight, Pittsburgh; Larry Fogle, Canisius; Campy Russell, Michigan.

1975

First Team—David Thompson, North Carolina St., 6-4, Shelby, NC; Adrian Dantley, Notre Dame, 6-5, Washington, DC; Scott May, Indiana, 6-7, Sandusky, OH; John Lucas, Maryland, 6-4, Durham, NC; Dave Meyers, UCLA, 6-8, La Habra, CA.

Second Team—Luther Burden, Utah; Kevin Grevey, Kentucky; Leon Douglas, Alabama; Gus Williams, Southern California; Ron Lee, Oregon.

1976

First Team—Scott May, Indiana, 6-7, Sandusky, OH; Richard Washington, UCLA, 6-10, Portland, OR; John Lucas, Maryland, 6-4, Durham, NC; Kent Benson, Indiana, 6-11, New Castle, IN; Adrian Dantley, Notre Dame, 6-5, Washington, DC.

Second Team—Mitch Kupchak, North Carolina; Phil Sellers, Rutgers; Phil Ford, North Carolina; Earl Tatum, Marquette; Bernard King, Tennessee.

1977

First Team—Otis Birdsong, Houston, 6-4, Winter Haven, FL; Marques Johnson, UCLA, 6-7, Los Angeles; Kent Benson, Indiana, 6-11, New Castle, IN; Rickey Green, Michigan, 6-2, Chicago; Phil Ford, North Carolina, 6-2, Rocky Mount, NC; Bernard King, Tennessee, 6-7, Brooklyn, NY.

Second Team—Phil Hubbard, Michigan; Mychal Thompson, Minnesota; Ernie Grunfeld, Tennessee; Greg Ballard, Oregon; Rod Griffin, Wake Forest; Butch Lee, Marquette; Bill Cartwright, San Francisco.

1978

First Team—Phil Ford, North Carolina, 6-2, Rocky Mount, NC; Butch Lee, Marquette, 6-2, Bronx, NY; David Greenwood, UCLA, 6-9, Los Angeles; Mychal Thompson, Minnesota, 6-10, Nassau, Bahamas; Larry Bird, Indiana St., 6-9, French Lick, IN.

Second Team—Jack Givens, Kentucky; Freeman Williams, Portland St.; Rick Robey, Kentucky; Ron Brewer, Arkansas; Rod Griffin, Wake Forest.

1979

First Team—Larry Bird, Indiana St., 6-9, French Lick, IN; David Greenwood, UCLA, 6-9, Los Angeles; Earvin Johnson, Michigan St., 6-8, Lansing, MI; Sidney Moncrief, Arkansas, 6-4, Little Rock, AR; Mike Gminski, Duke, 6-11, Monroe, CT.

Second Team—Bill Cartwright, San Francisco; Calvin Natt, La.-Monroe; Kelly Tripucka, Notre Dame; Mike O'Koren, North Carolina; Jim Spanarkel, Duke; Jim Paxson, Dayton; Sly Williams, Rhode Island.

1980

First Team—Mark Aguirre, DePaul, 6-7, Chicago; Michael Brooks, La Salle, 6-7, Philadelphia; Joe Barry Carroll, Purdue, 7-1, Denver; Kyle Macy, Kentucky, 6-3, Peru, IN; Darrell Griffith, Louisville, 6-4, Louisville, KY.

Second Team—Albert King, Maryland; Mike Gminski, Duke; Mike O'Koren, North Carolina; Sam Worthen, Marquette; Kelvin Ransey, Ohio St.

1981

First Team—Mark Aguirre, DePaul, 6-7, Chicago; Danny Ainge, BYU, 6-5, Eugene, OR; Steve Johnson, Oregon St., 6-11, San Bernardino, CA; Ralph Sampson, Virginia, 7-4, Harrisonburg, VA; Isiah Thomas, Indiana, 6-1, Chicago.

Second Team—Sam Bowie, Kentucky; Jeff Lamp, Virginia; Durand Macklin, LSU; Kelly Tripucka, Notre Dame; Danny Vranes, Utah; Al Wood, North Carolina.

1982

First Team—Terry Cummings, DePaul, 6-9, Chicago; Quintin Dailey, San Francisco, 6-4, Baltimore; Eric Floyd, Georgetown, 6-3, Gastonia, NC; Ralph Sampson, Virginia, 7-4, Harrisonburg, VA; James Worthy, North Carolina, 6-9, Gastonia, NC.

Second Team—Dale Ellis, Tennessee; Kevin Magee, UC Irvine; John Paxson, Notre Dame; Sam Perkins, North Carolina; Paul Pressey, Tulsa.

1983

First Team—Dale Ellis, Tennessee, 6-7, Marietta, GA; Patrick Ewing, Georgetown, 7-0, Cambridge, MA; Michael Jordan, North Carolina, 6-6, Wilmington, NC; Sam Perkins, North Carolina, 6-9, Latham, NY; Ralph Sampson, Virginia, 7-4, Harrisonburg, VA; Wayman Tisdale, Oklahoma, 6-9, Tulsa, OK; Keith Lee, Memphis, 6-9, West Memphis, AR.

Second Team—Clyde Drexler, Houston; John Paxson, Notre Dame; Steve Stipanovich, Missouri; Jon Sundvold, Missouri; Darrell Walker, Arkansas; Sidney Green, UNLV; Randy Wittman, Indiana.

1984

First Team—Wayman Tisdale, Oklahoma, 6-9, Tulsa, OK; Sam Perkins, North Carolina, 6-10, Latham, NY; Patrick Ewing, Georgetown, 7-0, Cambridge, MA; Akeem Olajuwon, Houston, 7-0, Lagos, Nigeria; Michael Jordan, North Carolina, 6-5, Wilmington, NC.

Second Team—Chris Mullin, St. John's (N.Y.); Devin Durrant, BYU; Leon Wood, Cal St. Fullerton; Keith Lee, Memphis; Melvin Turpin, Kentucky; Michael Cage, San Diego St.

1985

First Team—Wayman Tisdale, Oklahoma, 6-9, Tulsa, OK; Patrick Ewing, Georgetown, 7-0, Cambridge, MA; Keith Lee, Memphis, 6-10, West Memphis, AR; Chris Mullin, St. John's (N.Y.), 6-6, Brooklyn, NY; Xavier McDaniel, Wichita St., 6-7, Columbia, SC; Johnny Dawkins, Duke, 6-2, Washington, DC.

Second Team—Kenny Walker, Kentucky; Jon Koncak, SMU; Len Bias, Maryland; Mark Price, Georgia Tech; Dwayne Washington, Syracuse.

1986

First Team—Len Bias, Maryland, 6-8, Landover, MD; Kenny Walker, Kentucky, 6-8, Roberta, GA; Walter Berry, St. John's (N.Y.), 6-8, Bronx, NY; Johnny Dawkins, Duke, 6-2, Washington, DC; Steve Alford, Indiana, 6-2, New Castle, IN.

Second Team—Dell Curry, Virginia Tech; Brad Daugherty, North Carolina; Danny Manning, Kansas; Ron Harper, Miami (Ohio); Scott Skiles, Michigan St.; David Robinson, Navy.

1987

First Team—David Robinson, Navy, 7-1, Woodbridge, VA; Danny Manning, Kansas, 6-11, Lawrence, KS; Reggie Williams, Georgetown, 6-7, Baltimore; Steve Alford, Indiana, 6-2, New Castle, IN; Kenny Smith, North Carolina, 6-3, Queens, NY.

Second Team—Armon Gilliam, UNLV; Dennis Hopson, Ohio St.; Mark Jackson, St. John's (N.Y.); Ken Norman, Illinois; Horace Grant, Clemson.

1988

First Team—Gary Grant, Michigan, 6-3, Canton, OH; Hersey Hawkins, Bradley, 6-3, Chicago; J.R. Reid, North Carolina, 6-9, Virginia Beach, VA; Sean Elliott, Arizona, 6-8, Tucson, AZ; Danny Manning, Kansas, 6-11, Lawrence, KS.

Second Team—Mark Macon, Temple; Rony Seikaly, Syracuse; Danny Ferry, Duke; Jerome Lane, Pittsburgh; Mitch Richmond, Kansas St.; Michael Smith, BYU.

1989

First Team—Sean Elliott, Arizona, 6-8, Sr., Tucson, AZ; Pervis Ellison, Louisville, 6-9, Sr., Savannah, GA; Danny Ferry, Duke, 6-10, Sr., Bowie, MD; Chris Jackson, LSU, 6-1, Fr., Gulfport, MS; Stacey King, Oklahoma, 6-11, Sr., Lawton, OK.

Second Team—Mookie Blaylock, Oklahoma, 6-1, Sr.; Sherman Douglas, Syracuse, 6-0, Sr.; Jay Edwards, Indiana, 6-4, So.; Todd Lichti, Stanford, 6-4, Sr.; Glen Rice, Michigan, 6-7, Sr.; Lionel Simmons, La Salle, 6-6, Jr.

1990

First Team—Derrick Coleman, Syracuse, 6-10, Sr., Detroit; Chris Jackson, LSU, 6-1, So., Gulfport, MS; Larry Johnson, UNLV, 6-7, Jr., Dallas; Gary Payton, Oregon St., 6-3, Sr., Oakland, CA; Lionel Simmons, La Salle, 6-6, Sr., Philadelphia.

Second Team—Hank Gathers, Loyola Marymount, 6-7, Sr.; Kendall Gill, Illinois, 6-5, Sr.; Bo Kimble, Loyola Marymount, 6-5, Sr.; Alonzo Mourning, Georgetown, 6-10, So.; Rumeal Robinson, Michigan, 6-2, Sr.; Dennis Scott, Georgia Tech, 6-8, Jr.; Doug Smith, Missouri, 6-10, Jr.

1991

First Team—Kenny Anderson, Georgia Tech, 6-2, So., Rego Park, NY; Jim Jackson, Ohio St., 6-6, So., Toledo, OH; Larry Johnson, UNLV, 6-7, Sr., Dallas; Shaquille O'Neal, LSU, 7-1, So., San Antonio; Billy Owens, Syracuse, 6-9, Jr., Carlisle, PA.

Second Team—Stacey Augmon, UNLV, 6-8, Sr.; Keith Jennings, East Tenn. St., 5-7, Sr.; Christian Laettner, Duke, 6-11, Jr.; Eric Murdock, Providence, 6-2, Sr.; Steve Smith, Michigan St., 6-6, Sr.

1992

First Team—Jim Jackson, Ohio St., 6-6, Jr., Toledo, OH; Christian Laettner, Duke, 6-11, Sr., Angola, NY; Harold Miner, Southern California, 6-5, Jr., Inglewood, CA; Alonzo Mourning, Georgetown, 6-10, Sr., Chesapeake, VA; Shaquille O'Neal, LSU, 7-1, Jr., San Antonio.

Second Team—Byron Houston, Oklahoma St., 6-7, Sr.; Don MacLean, UCLA, 6-10, Sr.; Anthony Peeler, Missouri, 6-4, Sr.; Malik Sealy, St. John's (N.Y.), 6-7, Sr.; Walt Williams, Maryland, 6-8, Sr.

1993

First Team—Calbert Cheaney, Indiana, 6-7, Sr., Evansville, IN; Anfernee Hardaway, Memphis, 6-7, Jr., Memphis, TN; Bobby Hurley, Duke, 6-0, Sr., Jersey City, NJ; Jamal Mashburn, Kentucky, 6-8, Jr., New York; Chris Webber, Michigan, 6-9, So., Detroit.

Second Team—Terry Dehere, Seton Hall, 6-3, Sr.; Grant Hill, Duke, 6-7, Jr.; Billy McCaffrey, Vanderbilt, 6-3, Jr.; Eric Montross, North Carolina, 7-0, Jr.; J.R. Rider, UNLV, 6-7, Sr.; Glenn Robinson, Purdue, 6-9, So.; Rodney Rogers, Wake Forest, 6-8, Jr.

1994

First Team—Grant Hill, Duke, 6-8, Sr., Reston, VA; Jason Kidd, California, 6-4, So., Oakland, CA; Donyell Marshall, Connecticut, 6-9, Jr., Reading, PA; Glenn Robinson, Purdue, 6-8, Jr., Gary, IN; Clifford Rozier, Louisville, 6-9, Jr., Bradenton, FL.

Second Team—Melvin Booker, Missouri, 6-2, Sr.; Eric Montross, North Carolina, 7-0, Sr.; Lamond Murray, California, 6-7, Jr.; Khalid Reeves, Arizona, 6-2, Sr.; Jalen Rose, Michigan, 6-8, Jr.; Corliss Williamson, Arkansas, 6-7, So.

1995

First Team—Ed O'Bannon, UCLA, 6-8, Sr., Lakewood, CA; Shawn Respert, Michigan St., 6-3, Sr., Detroit; Joe Smith, Maryland, 6-10, So., Norfolk, VA; Jerry Stackhouse, North Carolina, 6-6, So., Kingston, NC; Damon Stoudamire, Arizona, 6-10, Sr., Portland, OR.

Second Team—Randolph Childress, Wake Forest, 6-2, Sr.; Kerry Kittles, Villanova, 6-5, Jr.; Lou Roe, Massachusetts, 6-7, Sr.; Rasheed Wallace, North Carolina, 6-10, So.; Corliss Williamson, Arkansas, 6-7, Jr.

1996

First Team—Ray Allen, Connecticut, 6-5, Jr., Daltzell, SC; Marcus Camby, Massachusetts, 6-11, Jr., Hartford, CT; Tony Delk, Kentucky, 6-1, Sr., Brownsville, TN; Tim Duncan, Wake Forest, 6-10, Jr., St. Croix, Virgin Islands; Allen Iverson, Georgetown, 6-1, So., Hampton, VA; Kerry Kittles, Villanova, 6-5, Sr., New Orleans.

Second Team—Danny Fortson, Cincinnati, 6-7, So.; Keith Van Horn, Utah, 6-9, Jr.; Jacque Vaughn, Kansas, 6-1, Jr.; John Wallace, Syracuse, 6-8, Sr.; Lorenzen Wright, Memphis, 6-11, So.

1997

First Team—Tim Duncan, Wake Forest, 6-10, Sr., St. Croix, Virgin Islands; Danny Fortson, Cincinnati, 6-7, Jr., Pittsburgh; Raef LaFrentz, Kansas, 6-11, Jr., Monona, IA; Ron Mercer, Kentucky, 6-7, So., Nashville, TN; Keith Van Horn, Utah, 6-9, Sr., Diamond Bar, CA.

Second Team—Chauncey Billups, Colorado, 6-3, So.; Bobby Jackson, Minnesota, 6-1, Sr.; Antawn Jamison, North Carolina, 6-9, So.; Brevin Knight, Stanford, 5-10, Sr.; Jacque Vaughn, Kansas, 6-1, Sr.

1998

First Team—Mike Bibby, Arizona, 6-2, So., Phoenix, AZ; Antawn Jamison, North Carolina, 6-9, Jr., Charlotte, NC; Raef LaFrentz, Kansas, 6-11, Sr., Monona, IA; Paul Pierce, Kansas, 6-7, Jr., Inglewood, CA; Miles Simon, Arizona, 6-5, Sr., Fullerton, CA.

Second Team—Vince Carter, North Carolina, 6-6, Jr.; Mateen Cleaves, Michigan St., 6-2, So.; Pat Garrity, Notre Dame, 6-9, Sr.; Richard Hamilton, Connecticut, 6-6, So.; Ansu Sesay, Mississippi, 6-9, Sr.

1999

First Team—Elton Brand, Duke, 6-8, So., Peekskill, NY; Mateen Cleaves, Michigan St., 6-2, Jr., Flint, MI; Richard Hamilton, Connecticut, 6-6, Jr., Coatesville, PA; Andre Miller, Utah, 6-2, Sr., Los Angeles; Jason Terry, Arizona, 6-2, Sr., Seattle.

Second Team—Evan Eschmeyer, Northwestern, 6-11, Sr.; Steve Francis, Maryland, 6-3, Jr.; Trajan Langdon, Duke, 6-3, Sr.; Chris Porter, Auburn, 6-7, Jr.; Wally Szczerbiak, Miami (Ohio), 6-8, Sr.

2000

First Team—Chris Carrawell, Duke, 6-6, Sr., St. Louis; Marcus Fizer, Iowa St., 6-8, Jr., Arcadia, LA; A.J. Guyton, Indiana, 6-1, Sr., Peoria, IL; Kenyon Martin, Cincinnati, 6-9, Sr., Dallas; Chris Mihm, Texas, 7-0, Jr., Austin, TX; Troy Murphy, Notre Dame, 6-10, So., Morristown, NJ.

Second Team—Courtney Alexander, Fresno St., 6-6, Sr.; Shane Battier, Duke, 6-8, Jr.; Mateen Cleaves, Michigan St., 6-2, Sr.; Scoonie Penn, Ohio St., 5-10, Sr.; Morrison Peterson, Michigan St., 6-6, Sr.; Stromile Swift, LSU, 6-9, So.

2001

First Team—Shane Battier, Duke, 6-8, Sr., Birmingham, MI; Joseph Forte, North Carolina, 6-4, So., Greenbelt, MD; Casey Jacobsen, Stanford, 6-6, So., Glendora, CA; Troy Murphy, Notre Dame, 6-10, Jr., Morristown, NJ; Jason Williams, Duke, 6-2, So., Plainfield, NJ.

Second Team—Troy Bell, Boston College, 6-1, So.; Michael Bradley, Villanova, 6-10, Jr.; Tayshaun Prince, Kentucky, 6-9, Jr.; Jason Richardson, Michigan St., 6-6, So.; Jamaal Tinsley, Iowa St., 6-3, Sr.

2002

First Team—Juan Dixon, Maryland, 6-3, Sr., Baltimore; Dan Dickau, Gonzaga, 6-1, Sr., Vancouver, WA; Drew Gooden, Kansas, 6-10, Jr., Richmond, CA; Steve Logan, Cincinnati, 6-1, Sr., Cleveland; Jason Williams, Duke, 6-2, Jr., Plainfield, NJ.

Second Team—Sam Clancy, Southern California, 6-7, Sr.; Mike Dunleavy, Duke, 6-9, Jr.; Casey Jacobsen, Stanford, 6-6, Jr.; Jared Jeffries, Indiana, 6-10, So.; David West, Xavier, 6-8, Jr.

2003

First Team—Nick Collison, Kansas, 6-9, Sr., Iowa Falls, IA; T.J. Ford, Texas, 5-10, So., Houston; Josh Howard, Wake Forest, 6-6, Sr., Winston-Salem, NC; Dwyane Wade, Marquette, 6-4, Jr., Robbins, IL; David West, Xavier, 6-9, Sr., Garner, NC.

Second Team—Carmelo Anthony, Syracuse, 6-8, Fr.; Troy Bell, Boston College, 6-1, Sr.; Jason Gardner, Arizona, 5-10, Sr.; Kyle Korver, Creighton, 6-7, Sr.; Hollis Price, Oklahoma, 6-1, Sr.

2004

First Team—Andre Emmett, Texas Tech, 6-5, Sr., Dallas; Ryan Gomes, Providence, 6-7, Jr., Waterbury, CT; Jameer Nelson, St. Joseph's, 6-0, Sr., Chester, PA; Emeka Okafor, Connecticut, 6-10, Jr., Houston; Lawrence Roberts, Mississippi St., 6-9, Jr., Houston.

Second Team—Josh Childress, Stanford, 6-8, Jr.; Devin Harris, Wisconsin, 6-3, Jr.; Julius Hodge, North Carolina St., 6-6, Jr.; Luke Jackson, Oregon, 6-7, Sr.; Blake Stepp, Gonzaga, 6-4, Sr.

2005

First Team—Andrew Bogut, Utah, 7-0, So., Melbourne, Australia; Dee Brown, Illinois, 6-0, Jr., Maywood, IL; Chris Paul, Wake Forest, 6-0, So., Lewisville, NC; J.J. Redick, Duke, 6-4, Jr., Roanoke, VA; Wayne Simien, Kansas, 6-9, Sr., Leavenworth, KS; Hakim Warrick, Syracuse, 6-9, Sr., Philadelphia.

Second Team—Ike Diogu, Arizona St., 6-8, Jr.; Luther Head, Illinois, 6-3, Sr.; Sean May, North Carolina, 6-9, Jr.; Salim Stoudamire, Arizona, 6-1, Sr.; Deron Williams, Illinois, 6-3, Jr.

2006

First Team—Randy Foye, Villanova, 6-4, Sr., Newark, NJ; Adam Morrison, Gonzaga, 6-8, Jr., Spokane, WA; J.J. Redick, Duke, 6-4, Sr., Roanoke, VA; Brandon Roy, Washington, 6-6, Sr., Seattle; Shelden Williams, Duke, 6-9, Sr., Forest Park, OK.

Second Team—Dee Brown, Illinois, 6-0, Sr.; Rodney Carney, Memphis, 6-7, Sr.; Rudy Gay, Connecticut, 6-9, So.; Tyler Hansbrough, North Carolina, 6-9, Fr.; Leon Powe, California, 6-8, So.; Allan Ray, Villanova, 6-2, Sr.; P.J. Tucker, Texas, 6-5, Jr.

2007

First Team—Arron Afflalo, UCLA, 6-5, Jr., Compton, CA; Kevin Durant, Texas, 6-9, Fr., Suitland, MD; Tyler Hansbrough, North Carolina, 6-9, So., Poplar Bluff, MO; Acie Law IV, Texas A&M, 6-3, Sr., Dallas; Alando Tucker, Wisconsin, 6-6, Sr., Lockport, IL.

Second Team—Jared Dudley, Boston College, 6-7, Sr.; Nick Fazekas, Nevada, 6-11, Sr.; Chris Lofton, Tennessee, 6-2, Jr.; Joakim Noah, Florida, 6-11, Jr.; Greg Oden, Ohio St., 7-0, Fr.

Teams used for consensus selections:

Helms Foundation—1929-48
 Converse Yearbook—1932-48
 College Humor Magazine—1929-33, 1936
 Christy Walsh Syndicate—1929-30
 Literary Digest Magazine—1934
 Madison Square Garden—1937-42
 Omaha World Newspaper—1937
 Newspaper Enterprises Assn.—1938, 1953-63
 Colliers (Basketball Coaches)—1939, 1949-56
 Pic Magazine—1942-44
 Argosy Magazine—1945
 True Magazine—1946-47
 International News Service—1950-58
 Look Magazine—1949-63
 United Press International—1949-96
 Sporting News—1943-46, 1997-2007
 The Associated Press—1948-2007
 National Assoc. of Basketball Coaches—1957-2007
 U.S. Basketball Writers Association—1960-2007

Consensus First-Team All-Americans By Team

ARIZONA

1988—Sean Elliott
1989—Sean Elliott
1995—Damon Stoudamire
1998—Mike Bibby
Miles Simon
1999—Jason Terry

ARKANSAS

1936—Ike Poole
1941—John Adams
1979—Sidney Moncrief

BOWLING GREEN

1945—Wyndol Gray

BRADLEY

1950—Paul Unruh
1951—Gene Melchiorre
1961—Chet Walker
1962—Chet Walker
1988—Hersey Hawkins

BYU

1931—Elwood Romney
1981—Danny Ainge

CALIFORNIA

1929—Vern Corbin
1960—Darrall Imhoff
1994—Jason Kidd

CINCINNATI

1958—Oscar Robertson
1959—Oscar Robertson
1960—Oscar Robertson
1963—Ron Bonham
Tom Thacker
1997—Danny Fortson
2000—Kenyon Martin
2002—Steve Logan

COLUMBIA

1931—George Gregory
1957—Chet Forte

CONNECTICUT

1994—Donyell Marshall
1996—Ray Allen
1999—Richard Hamilton
2004—Emeka Okafor

CREIGHTON

1943—Ed Beisser

DARTMOUTH

1940—Gus Broberg
1941—Gus Broberg
1944—Audley Brindley

DAVIDSON

1965—Fred Hetzel

DENVER

1949—Vince Boryla

DePAUL

1944—George Mikan
1945—George Mikan
1946—George Mikan
1980—Mark Aguirre
1981—Mark Aguirre
1982—Terry Cummings

DETROIT

1969—Spencer Haywood

DUKE

1952—Dick Groat
1963—Art Heyman
1967—Bob Verga
1979—Mike Gminski
1985—Johnny Dawkins
1986—Johnny Dawkins
1989—Danny Ferry
1992—Christian Laettner
1993—Bobby Hurley
1994—Grant Hill
1999—Elton Brand

2000—Chris Carrawell
2001—Shane Battier
Jason Williams
2002—Jason Williams
2005—J.J. Redick
2006—J.J. Redick
Shelden Williams

DUQUESNE

1955—Dick Ricketts
Si Green
1956—Si Green

FURMAN

1954—Frank Selvy

GEORGETOWN

1982—Eric Floyd
1983—Patrick Ewing
1984—Patrick Ewing
1985—Patrick Ewing
1987—Reggie Williams
1992—Alonzo Mourning
1996—Allen Iverson

GEORGIA TECH

1961—Roger Kaiser
1991—Kenny Anderson

GONZAGA

2002—Dan Dickau
2006—Adam Morrison

HOLY CROSS

1950—Bob Cousy
1956—Tom Heinsohn

HOUSTON

1967—Elvin Hayes
1968—Elvin Hayes
1977—Otis Birdsong
1984—Akeem Olajuwon

ILLINOIS

1940—Bill Hapac
1942—Andrew Phillip
1943—Andrew Phillip
1945—Walton Kirk
1952—Rod Fletcher
2005—Dee Brown

ILLINOIS ST.

1973—Doug Collins

INDIANA

1930—Branch McCracken
1936—Vern Huffman
1939—Ernie Andres
1947—Ralph Hamilton
1954—Don Schlundt
1975—Scott May
1976—Scott May
Kent Benson
1977—Kent Benson
1981—Isiah Thomas
1986—Steve Alford
1987—Steve Alford
1993—Calbert Cheaney
2000—A.J. Guyton

INDIANA ST.

1978—Larry Bird
1979—Larry Bird

IOWA

1948—Murray Wier
1952—Chuck Darling

IOWA ST.

2000—Marcus Fizer

JACKSONVILLE

1971—Artis Gilmore

KANSAS

1938—Fred Pralle
1941—Howard Engleman
1943—Charles Black
1951—Clyde Lovellette
1952—Clyde Lovellette
1957—Wilt Chamberlain
1958—Wilt Chamberlain
1987—Danny Manning
1988—Danny Manning
1997—Raef LaFrentz
1998—Raef LaFrentz
Paul Pierce
2002—Drew Gooden

2003—Nick Collison
2005—Wayne Simien

KANSAS ST.

1958—Bob Boozer
1959—Bob Boozer

KENTUCKY

1932—Forest Sale
1933—Forest Sale
1935—Leroy Edwards
1944—Robert Brannum
1947—Ralph Beard
Alex Groza
1948—Ralph Beard
1949—Ralph Beard
Alex Groza

1951—Bill Spivey
1952—Cliff Hagan
1954—Cliff Hagan
1959—Johnny Cox
1964—Cotton Nash
1970—Dan Isel
1980—Kyle Macy
1986—Kenny Walker
1993—Jamal Mashburn
1996—Tony Delk
1997—Ron Mercer

LA SALLE

1953—Tom Gola
1954—Tom Gola
1955—Tom Gola
1980—Michael Brooks
1990—Lionel Simmons

LONG BEACH ST.

1972—Ed Ratleff
1973—Ed Ratleff

LONG ISLAND

1937—Jules Bender
1939—Irving Torgoff

LA.-LAFAYETTE

1972—Dwight Lamar
1973—Dwight Lamar

LSU

1954—Bob Pettit
1968—Pete Maravich
1969—Pete Maravich
1970—Pete Maravich
1989—Chris Jackson
1990—Chris Jackson
1991—Shaquille O'Neal
1992—Shaquille O'Neal

LOUISVILLE

1957—Charlie Tyra
1967—Wes Unseld
1968—Wes Unseld
1980—Darrell Griffith
1989—Pervis Ellison
1994—Clifford Rozier

LOYOLA (ILL.)

1963—Jerry Harkness

MARQUETTE

1971—Dean Meminger
1972—Jim Chones
1978—Butch Lee
2003—Dwayne Wade

MARYLAND

1932—Louis Berger
1975—John Lucas
1976—John Lucas
1986—Len Bias
1995—Joe Smith
2002—Juan Dixon

MASSACHUSETTS

1996—Marcus Camby

MEMPHIS

1983—Keith Lee
1985—Keith Lee
1993—Anfernee Hardaway

MIAMI (FLA.)

1965—Rick Barry

MICHIGAN

1965—Cazzie Russell
1966—Cazzie Russell
1977—Rickey Green

1988—Gary Grant
1993—Chris Webber

MICHIGAN ST.

1979—Earvin Johnson
1995—Shawn Respert
1999—Mateen Cleaves

MINNESOTA

1948—Jim McIntyre
1955—Dick Garmaker
1978—Mychal Thompson

MISSISSIPPI ST.

1959—Bailey Howell
2004—Lawrence Roberts

MONTANA ST.

1929—John Thompson
1930—John Thompson
Frank Ward

NAVY

1933—Elliott Loughlin
1987—David Robinson

UNLV

1990—Larry Johnson
1991—Larry Johnson

NEW YORK U.

1946—Sid Tanenbaum
1947—Sid Tanenbaum
1963—Barry Kramer

NIAGARA

1969—Calvin Murphy
1970—Calvin Murphy

NORTH CAROLINA

1940—George Glamack
1941—George Glamack
1957—Lenny Rosenbluth
1968—Larry Miller
1972—Bob McAdoo
1977—Phil Ford
1978—Phil Ford
1982—James Worthy
1983—Michael Jordan
Sam Perkins
1984—Michael Jordan
Sam Perkins
1987—Kenny Smith
1988—J.R. Reid
1995—Jerry Stackhouse
1998—Antawn Jamison
2001—Joseph Forte
2007—Tyler Hansbrough

NORTH CAROLINA ST.

1951—Sam Ranzino
1956—Ron Shavlik
1973—David Thompson
1974—David Thompson
1975—David Thompson

NORTHWESTERN

1931—Joe Reiff
1933—Joe Reiff
1944—Otto Graham
1946—Max Norris

NOTRE DAME

1932—Ed Krause
1933—Ed Krause
1934—Ed Krause
1936—Paul Nowak
John Moir
1937—Paul Nowak
John Moir
1938—Paul Nowak
John Moir

1944—Leo Klier
1945—William Hassett
1946—Leo Klier

1948—Kevin O'Shea
1971—Austin Carr
1974—John Shumate
1975—Adrian Dantley
1976—Adrian Dantley
2000—Troy Murphy
2001—Troy Murphy

OHIO ST.

1931—Wes Fesler
1939—Jimmy Hull
1950—Dick Schnitker

1956—Robin Freeman
1960—Jerry Lucas
1961—Jerry Lucas
1962—Jerry Lucas
1964—Gary Bradds
1991—Jim Jackson
1992—Jim Jackson

OKLAHOMA

1929—Thomas Churchill
1935—Bud Browning
1944—Alva Paine
1947—Gerald Tucker
1983—Wayman Tisdale
1984—Wayman Tisdale
1985—Wayman Tisdale
1989—Stacey King

OKLAHOMA ST.

1944—Robert Kurland
1945—Robert Kurland
1946—Robert Kurland

OREGON

1939—Urgel Wintermute
1940—John Dick

OREGON ST.

1981—Steve Johnson
1990—Gary Payton

PENN

1929—Joe Schauf
1945—Howard Dallmar
1953—Ernie Beck

PITTSBURGH

1929—Charley Hyatt
1930—Charley Hyatt
1933—Don Smith
1934—Claire Cribbs
1935—Claire Cribbs
1958—Don Hennon

PRINCETON

1964—Bill Bradley
1965—Bill Bradley

PROVIDENCE

1966—Jim Walker
1967—Jim Walker
1973—Ernie DiGregorio
1974—Marvin Barnes
2004—Ryan Gomes

PURDUE

1929—Charles Murphy
1930—Charles Murphy
John Wooden
1931—John Wooden
1932—John Wooden
1934—Norman Cottom
1936—Bob Kessler
1937—Jewell Young
1938—Jewell Young
1961—Terry Dischinger
1962—Terry Dischinger
1966—Dave Schellhase
1969—Rick Mount
1970—Rick Mount
1980—Joe Barry Carroll
1994—Glenn Robinson

RHODE ISLAND

1939—Chet Jaworski

RICE

1942—Bob Kinney
1943—William Closs
1945—William Henry

RUTGERS

1967—Bob Lloyd

ST. BONAVENTURE

1960—Tom Stith
1961—Tom Stith
1970—Bob Lanier

ST. JOHN'S (N.Y.)

1943—Harry Boykoff
1985—Chris Mullin
1986—Walter Berry

ST. JOSEPH'S

1943—George Senesky
2004—Jameer Nelson

ST. LOUIS

1948—Ed Macauley
1949—Ed Macauley

SAN FRANCISCO

1955—Bill Russell
1956—Bill Russell
1982—Quintin Dailey

SEATTLE

1953—Johnny O'Brien
1958—Elgin Baylor

SETON HALL

1942—Robert Davies
1953—Walt Dukes

SOUTH CAROLINA

1972—Tom Riker

SOUTHERN CALIFORNIA

1933—Jerry Nemer
1935—Lee Guttero
1940—Ralph Vaughn
1950—Bill Sharman
1992—Harold Miner

SMU

1957—Jim Krebs

STANFORD

1936—Hank Luisetti
1937—Hank Luisetti
1938—Hank Luisetti
2001—Casey Jacobsen

SYRACUSE

1966—Dave Bing
1990—Derrick Coleman
1991—Billy Owens
2005—Hakim Warrick

TEMPLE

1938—Meyer Bloom
1951—Bill Milkv
1958—Guy Rodgers

TENNESSEE

1977—Bernard King
1983—Dale Ellis

TEXAS

1935—Jack Gray
2000—Chris Mihm
2003—T.J. Ford
2007—Kevin Durant

TEXAS A&M

2007—Acie Law IV

TEXAS TECH

2004—Andre Emmett

UCLA

1964—Walt Hazzard
1965—Gail Goodrich
1967—Lew Alcindor
1968—Lew Alcindor
1969—Lew Alcindor
1971—Sidney Wicks
1972—Bill Walton
Henry Bibby
1973—Bill Walton
Keith Wilkes
1974—Bill Walton
Keith Wilkes
1975—Dave Meyers
1976—Richard Washington
1977—Marques Johnson
1978—David Greenwood
1979—David Greenwood
1995—Ed O'Bannon
2007—Arron Afflalo

UTAH

1936—Bill Kinner
1945—Arnold Ferrin
1962—Billy McGill

1997—Keith Van Horn
1999—Andre Miller
2005—Andre Bogut

VANDERBILT

1966—Clyde Lee

VILLANOVA

1950—Paul Arizin
1996—Kerry Kittles
2006—Randy Foye

VIRGINIA

1981—Ralph Sampson
1982—Ralph Sampson
1983—Ralph Sampson

WAKE FOREST

1962—Len Chappell
1996—Tim Duncan
1997—Tim Duncan
2003—Josh Howard
2005—Chris Paul

WASHINGTON

1934—Hal Lee
1953—Bob Houbregs
2006—Brandon Roy

WEST TEX. A&M

1942—Price Brookfield

WEST VIRGINIA

1957—Rod Hundley
1959—Jerry West
1960—Jerry West

WESTERN KY.

1967—Clem Haskins
1971—Jim McDaniel

WICHITA ST.

1964—Dave Stallworth
1985—Xavier McDaniel

WISCONSIN

1941—Gene Englund
1942—John Kotz
2007—Alando Tucker

WYOMING

1932—Les Witte
1934—Les Witte
1943—Ken Sailors

XAVIER

2003—David West

YALE

1949—Tony Lavelli

Team Leaders in Consensus First-Team All-Americans

(Ranked on total number of selections)

Team	No.	Players
Kentucky.....	20	15
UCLA.....	19	13
Notre Dame.....	19	10
Duke.....	18	14
North Carolina.....	18	14
Purdue.....	16	10
Kansas.....	15	11
Indiana.....	14	11
Ohio St.....	10	7
Cincinnati.....	8	6
Oklahoma.....	8	6
LSU.....	8	4
Georgetown.....	7	5

Team	No.	Players
Utah.....	6	6
Arizona.....	6	5
Illinois.....	6	5
Louisville.....	6	5
Maryland.....	6	5
Pittsburgh.....	6	4
DePaul.....	6	3
Southern California.....	5	5
Bradley.....	5	4
Providence.....	5	4
Wake Forest.....	5	4
La Salle.....	5	3
Michigan.....	5	3
North Carolina St.....	5	3

Division I Academic All-Americans by Team

AIR FORCE

1968—Cliff Parsons
1970—Jim Cooper
1978—Tom Schneeberger

AMERICAN

1972—Kermit Washington
1973—Kermit Washington
1987—Patrick Witting

ARIZONA

1976—Bob Elliott
1977—Bob Elliott

ARIZONA ST.

1964—Art Becker
1999—Bobby Lazor

ARKANSAS

1978—Jim Counce

ARMY

1964—Mike Silliman

BALL ST.

2002—Patrick Jackson

BAYLOR

1996—Doug Brandt
1997—Doug Brandt

BELMONT

2002—Wes Burtner
2003—Adam Mark
2004—Adam Mark

BOSTON COLLEGE

1968—Terry Driscoll

BYU

1980—Danny Ainge
1981—Danny Ainge
1983—Devin Durrant
1984—Devin Durrant
1987—Michael Smith
1988—Michael Smith
1989—Michael Smith
1990—Andy Toolson

BROWN

1986—Jim Turner

BUCKNELL

1999—Valter Karavanic

BUTLER

2007—A.J. Graves

CALIFORNIA

1987—David Butler

CENTRAL MICH.

1993—Sander Scott

COL. OF CHARLESTON

2000—Jody Lumpkin
2001—Jody Lumpkin

CINCINNATI

1967—Mike Rolf

CLEVELAND ST.

1973—Pat Lyons

COLGATE

1997—Adonal Foyle

CONNECTICUT

1967—Wes Bialosuknia
2003—Emeka Okafor
2004—Emeka Okafor

CORNELL

2007—Graham Dow

CREIGHTON

1964—Paul Silas
1978—Rick Apke

DARTMOUTH

1984—Paul Anderson
1996—Seamus Lonergan

DAVIDSON

1988—Derek Rucker

DAYTON

1979—Jim Paxson
1981—Mike Kanieski
1982—Mike Kanieski

DENVER

2003—Brett Starkey

DePAUL

1991—Stephen Howard

1992—Stephen Howard

DUKE

1963—Jay Buckley
1964—Jay Buckley
1971—Dick DeVenzio
1972—Gary Melchionni
1975—Bob Fleischer
1978—Mike Gminski
Jim Spanarkel
1979—Mike Gminski
Jim Spanarkel
1980—Mike Gminski
2000—Shane Battier
2001—Shane Battier

DUQUESNE

1969—Bill Zopf
1970—Bill Zopf

EVANSVILLE

1989—Scott Haffner
2003—Clint Cuffle

FAIRLEIGH DICKINSON

1978—John Jorgensen

FLORIDA

2002—Matt Bonner
2003—Matt Bonner
2007—Lee Humphrey

FORDHAM

1975—Darryl Brown

GEORGE WASHINGTON

1976—Pat Tallent
1986—Steve Frick

GEORGIA

1988—Alec Kessler
1989—Alec Kessler
1990—Alec Kessler

GEORGIA TECH

1964—Jim Caldwell
1969—Rich Yunkus
1970—Rich Yunkus
1971—Rich Yunkus
1998—Matt Harpring

GONZAGA

1984—Bryce McPhee
John Stockton
1985—Bryce McPhee
1992—Jarrod Davis
1993—Jeff Brown
1994—Jeff Brown
2002—Dan Dickau

GREEN BAY

1992—Tony Bennett

HARVARD

1985—Joe Carrabino
1987—Arne Duncan

HAWAII

2004—Michael Kuebler

HOLY CROSS

1969—Ed Siudut
1978—Ronnie Perry
1979—Ronnie Perry
1980—Ronnie Perry
1991—Jim Nairus

ILLINOIS

1968—Dave Scholz
1969—Dave Scholz
1971—Rich Howatt
1974—Rick Schmidt
1975—Rick Schmidt

ILLINOIS ST.

1973—Doug Collins

INDIANA

1964—Dick Van Arsdale
1965—Dick Van Arsdale
1965—Tom Van Arsdale
1973—John Ritter
1974—Steve Green
1975—Steve Green
1976—Kent Benson
1977—Kent Benson
1978—Wayne Radford
1982—Randy Wittman
1983—Randy Wittman
1985—Uwe Blab
1989—Joe Hillman

IOWA

2007—Adam Haluska

IOWA ST.

1995—Fred Hoiberg

JACKSONVILLE

1971—Vaughan Wedeking
1983—Maurice Roulhac

KANSAS

1971—Bud Stallworth
1974—Tom Kivisto
1977—Ken Koenigs
Chris Barnthouse
1978—Ken Koenigs
1979—Darnell Valentine
1980—Darnell Valentine
1981—Darnell Valentine
1982—David Magley
1996—Jacque Vaughn
1997—Jerod Haase
Jacque Vaughn
1999—Ryan Robertson

KANSAS ST.

1968—Earl Seyfert
1982—Tim Jankovich
Ed Nealy

KENTUCKY

1966—Lou Dampier
1967—Lou Dampier
1969—Larry Conley
1970—Dan Issel
Mike Pratt
1971—Mike Casey
1975—Bob Guyette
Jimmy Dan Conner
1979—Kyle Macy

LA SALLE

1977—Tony DiLeo
1988—Tim Legler
1992—Jack Hurd

LAMAR

1999—Matt Sundblad

LEWIS

1989—Jamie Martin

LOUISVILLE

1976—Phil Bond

LOYOLA MARYMOUNT

1973—Steve Smith

MANHATTAN

1990—Peter Runge

MARQUETTE

1982—Marc Marotta
1983—Marc Marotta
1984—Marc Marotta

MARSHALL

1972—Mike D'Antoni
1973—Mike D'Antoni

MARYLAND

1972—Tom McMillen
1973—Tom McMillen
1974—Tom McMillen
1991—Matt Roe

MERCER

2005—Will Emerson
2006—Will Emerson

MIAMI (OHIO)

1993—Craig Michaelis

MICHIGAN

1976—Steve Grote
1981—Marty Bodnar

MICHIGAN ST.

1970—Ralph Simpson
1979—Greg Kelsner
2004—Chris Hill
2005—Chris Hill

MISSISSIPPI

1975—Dave Shepherd

MISSOURI

1983—Steve Stipanovich

MONTANA

1981—Craig Zanon
1985—Larry Krystkowiak
1986—Larry Krystkowiak

MURRAY ST.

1985—Mike Lahm

NEBRASKA

1984—John Matzke

UNLV

1983—Danny Tarkanian
1984—Danny Tarkanian

NEW MEXICO

1969—Ron Becker
1970—Ron Becker

NEW MEXICO ST.

2001—Eric Channing
2002—Eric Channing

NORTH CAROLINA

1965—Billy Cunningham
1970—Charlie Scott
1972—Dennis Wuycik
Steve Previs
1976—Tommy LaGarde

1986—Steve Hale

1994—Eric Montross

UNC GREENSBORO

2001—Nathan Jameson

NORTH CAROLINA ST.

1984—Terry Gannon
1985—Terry Gannon
1995—Todd Fuller
1996—Todd Fuller

NORTHEASTERN

1977—David Caligaris
1978—David Caligaris

NORTHERN ILL.

1984—Tim Dillion
1998—T.J. Lux
2000—T.J. Lux

UNI

1984—Randy Kraayenbrink

NORTHWESTERN

1967—Jim Burns
1980—Mike Campbell
1987—Shon Morris
1988—Shon Morris

NOTRE DAME

1967—Bob Arzen
1968—Bob Arzen
1969—Bob Arzen
1974—Gary Novak
1979—Kelly Tripucka
1980—Rich Branning
1982—John Paxson
1983—John Paxson
1997—Pat Garrity
1998—Pat Garrity
2005—Chris Quinn

OHIO

1971—Craig Love
1977—Steve Skaggs
1990—Dave Jamerson

OHIO ST.

1968—Bill Hosket

OKLAHOMA

1974—Alvan Adams
1975—Alvan Adams
1980—Terry Stotts

OKLAHOMA ST.

1964—Gary Hassmann
1969—Joe Smith

PACIFIC

1967—Keith Swagerty

PENN

1972—Robert Morse

PENN ST.

1994—John Amaechi
1995—John Amaechi

PRINCETON

1965—Bill Bradley
1991—Kit Mueller

PURDUE

1965—Dave Schellhase
1966—Dave Schellhase
1972—Robert Ford
1981—Brian Walker
1982—Keith Edmonson

1983—Steve Reid

1985—Steve Reid

RADFORD

1998—Corey Reed

RICE

1994—Adam Peakes

SACRED HEART

2006—Kibwe Trim

ST. FRANCIS (PA.)

1990—Michael Iuzzolino
1991—Michael Iuzzolino

ST. LOUIS

1968—Rich Niemann
1994—Scott Highmark
1995—Scott Highmark

SAN DIEGO ST.

1976—Steve Copp

SANTA CLARA

1968—Dennis Awtrey
1969—Dennis Awtrey
1970—Dennis Awtrey

SIENA

1985—Doug Peotzch
1992—Bruce Schroeder

SOUTH CAROLINA

1970—John Roche
1971—John Roche

SOUTHEAST MO. ST.

2005—Derek Winans

SOUTHERN ILL.

1976—Mike Glenn
1977—Mike Glenn

SMU

1977—Pete Lodwick
2005—Eric Castro

STANFORD

2000—Mark Madsen
2006—Dan Grunfeld

SYRACUSE

1981—Dan Schayes

TENNESSEE

1968—Bill Justus
1993—Lang Wiseman

TEXAS

1979—Jim Krivacs

UTEP

2000—Brandon Wolfram
2001—Brandon Wolfram

TEXAS A&M

1964—Bill Robinette

TULSA

1999—Michael Ruffin

UCLA

1967—Mike Warren
1969—Kenny Heitz
1971—Sidney Wicks
1972—Bill Walton
Keith Wilkes
Greg Lee
1973—Bill Walton
Keith Wilkes
Greg Lee

1974—Bill Walton

Keith Wilkes

Greg Lee

1975—Ralph Drollinger

1977—Marques Johnson

1979—Kiki Vandeweghe

1980—Kiki Vandeweghe

1995—George Zidek

UTAH

1970—Mike Newlin

1971—Mike Newlin

1977—Jeff Jonas

1998—Michael Doleac

UTAH ST.

1964—Gary Watts

1980—Dean Hunger

1982—Larry Bergeson

1996—Eric Franson

VANDERBILT

1975—Jeff Fosnes

1976—Jeff Fosnes

1993—Bruce Elder

VILLANOVA

1973—Tom Inglesby

1982—John Pinone

1983—John Pinone

1986—Harold Jensen

1987—Harold Jensen

VIRGINIA

1976—Wally Walker

1981—Jeff Lamp

Lee Raker

1985—Bruce Elder

1986—Harold Jensen

1987—Harold Jensen

1988—Harold Jensen

1989—Harold Jensen

1990—Harold Jensen

1991—Harold Jensen

1992—Harold Jensen

1993—Harold Jensen

1994—Harold Jensen

1995—Harold Jensen

1996—Harold Jensen

1997—Harold Jensen

1998—Harold Jensen

1999—Harold Jensen

2000—Harold Jensen

2001—Harold Jensen

2002—Harold Jensen

2003—Harold Jensen

2004—Harold Jensen

2005—Harold Jensen

2006—Harold Jensen

2007—Harold Jensen

2008—Harold Jensen

2009—Harold Jensen

2010—Harold Jensen

2011—Harold Jensen

2012—Harold Jensen

2013—Harold Jensen

2014—Harold Jensen

2015—Harold Jensen

2016—Harold Jensen

2017—Harold Jensen

2018—Harold Jensen

2019—Harold Jensen

2020—Harold Jensen

2021—Harold Jensen

2022—Harold Jensen

Season	United Press International	The Associated Press	Oscar Robertson Trophy (USBWA)	Wooden Award	Nat'l Assn. of Basketball Coaches	Naismith Award	Adolph Rupp Trophy
1991	Shaquille O'Neal LSU	Shaquille O'Neal LSU	Larry Johnson UNLV	Larry Johnson UNLV	Larry Johnson UNLV	Larry Johnson UNLV	Shaquille O'Neal LSU
1992	Jim Jackson Ohio St.	Christian Laettner Duke	Christian Laettner Duke	Christian Laettner Duke	Christian Laettner Duke	Christian Laettner Duke	Christian Laettner Duke
1993	Calbert Cheaney Indiana	Calbert Cheaney Indiana	Calbert Cheaney Indiana	Calbert Cheaney Indiana	Calbert Cheaney Indiana	Calbert Cheaney Indiana	Calbert Cheaney Indiana
1994	Glenn Robinson Purdue	Glenn Robinson Purdue	Glenn Robinson Purdue	Glenn Robinson Purdue	Glenn Robinson Purdue	Glenn Robinson Purdue	Glenn Robinson Purdue
1995	Joe Smith Maryland	Joe Smith Maryland	Ed O'Bannon UCLA	Ed O'Bannon UCLA	Shawn Respert Michigan St.	Joe Smith Maryland	Joe Smith Maryland
1996	Marcus Camby Massachusetts	Marcus Camby Massachusetts	Marcus Camby Massachusetts	Marcus Camby Massachusetts	Marcus Camby Massachusetts	Marcus Camby Massachusetts	Marcus Camby Massachusetts
1997	Tim Duncan Wake Forest	Tim Duncan Wake Forest	Tim Duncan Wake Forest	Tim Duncan Wake Forest	Tim Duncan Wake Forest	Tim Duncan Wake Forest	Tim Duncan Wake Forest
1998	Antawn Jamison North Carolina	Antawn Jamison North Carolina	Antawn Jamison North Carolina	Antawn Jamison North Carolina	Antawn Jamison North Carolina	Antawn Jamison North Carolina	Antawn Jamison North Carolina
1999	Elton Brand Duke	Elton Brand Duke	Elton Brand Duke	Elton Brand Duke	Elton Brand Duke	Elton Brand Duke	Elton Brand Duke
2000	Kenyon Martin Cincinnati	Kenyon Martin Cincinnati	Kenyon Martin Cincinnati	Kenyon Martin Cincinnati	Kenyon Martin Cincinnati	Kenyon Martin Cincinnati	Kenyon Martin Cincinnati
2001	Shane Battier Duke	Shane Battier Duke	Shane Battier Duke	Shane Battier Duke	Jason Williams Duke	Shane Battier Duke	Shane Battier Duke
2002	Jason Williams Duke	Jason Williams Duke	Jason Williams Duke	Jason Williams Duke	Jason Williams Duke Drew Gooden Kansas	Jason Williams Duke	Jason Williams Duke
2003	David West Xavier	David West Xavier	David West Xavier	T.J. Ford Texas	Nick Collison Kansas	T.J. Ford Texas	David West Xavier
2004	Jameer Nelson St. Joseph's	Jameer Nelson St. Joseph's	Jameer Nelson St. Joseph's	Jameer Nelson St. Joseph's	Jameer Nelson St. Joseph's Emeka Okafor Connecticut	Jameer Nelson St. Joseph's	Jameer Nelson St. Joseph's
2005	Andrew Bogut Utah	Andrew Bogut Utah	Andrew Bogut Utah	Andrew Bogut Utah	Andrew Bogut Utah	Andrew Bogut Utah	JJ. Redick Duke
2006	JJ. Redick Duke	JJ. Redick Duke	JJ. Redick Duke	JJ. Redick Duke Adam Morrison Gonzaga	JJ. Redick Duke	JJ. Redick Duke Adam Morrison Gonzaga	JJ. Redick Duke
2007	Kevin Durant Texas	Kevin Durant Texas	Kevin Durant Texas	Kevin Durant Texas	Kevin Durant Texas	Kevin Durant Texas	Kevin Durant Texas

Basketball Times Player of the Year: 1982-Ralph Sampson, Virginia; 1983-Ralph Sampson, Virginia; 1984-Akeem Olajuwon, Houston; 1985-Patrick Ewing, Georgetown; 1986-Scott Skiles, Michigan St.; 1987-Kenny Smith, North Carolina; 1988-Hersey Hawkins, Bradley; 1989-Sean Elliot, Arizona; 1990-Derrick Coleman, Syracuse; 1991-Larry Johnson, UNLV; 1992-Christian Laettner, Duke; 1993-Jamaal Mashburn, Kentucky; 1994-Glenn Robinson, Purdue; 1995-Ed O'Bannon, UCLA; 1996-Marcus Camby, Massachusetts; 1997-Tim Duncan, Wake Forest; 1998-Antawn Jamison, North Carolina; 1999-Jason Terry, Arizona; 2000-Kenyon Martin, Cincinnati; 2001-Shane Battier, Duke; 2002-Jason Williams, Duke; 2003-David West, Xavier; 2004-Jameer Nelson, St. Joseph's; 2005-Andrew Bogut, Utah; 2006-JJ. Redick, Duke, & Adam Morrison, Gonzaga; 2007-Kevin Durant, Texas.

The Sporting News Player of the Year (no selection made in missing years): 1943-Andy Phillips, Illinois; 1944-Dale Hall, Army; 1945-George Mikan, DePaul; 1946-Bob Kurland, Oklahoma St.; 1950-Paul Arizin, Villanova; 1951-Sherman White, Long Island; 1958-Oscar Robertson, Cincinnati; 1959-Oscar Robertson, Cincinnati; 1960-Oscar Robertson, Cincinnati; 1961-Jerry Lucas, Ohio St.; 1962-Jerry Lucas, Ohio St.; 1963-Art Heyman, Duke; 1964-Bill Bradley, Princeton; 1965-Bill Bradley, Princeton; 1966-Cazzie Russell, Michigan; 1967-Lew Alcindor, UCLA; 1968-Elvin Hayes, Houston; 1969-Lew Alcindor, UCLA; 1970-Pete Maravich, LSU; 1971-Sidney Wicks, UCLA; 1972-Bill Walton, UCLA; 1973-Bill Walton, UCLA; 1974-Bill Walton, UCLA; 1975-David Thompson, North Carolina St.; 1976-Scott May, Indiana; 1977-Marques Johnson, UCLA; 1978-Phil Ford, North Carolina; 1979-Larry Bird, Indiana St.; 1980-Darrell Griffith, Louisville; 1981-Mark Aguirre, DePaul; 1982-Ralph Sampson, Virginia; 1983-Michael Jordan, North Carolina; 1984-Michael Jordan, North Carolina; 1985-Patrick Ewing, Georgetown; 1986-Walter Berry, St. John's (N.Y.); 1987-David Robinson, Navy; 1988-Hersey Hawkins, Bradley; 1989-Stacey King, Oklahoma; 1990-Dennis Scott, Georgia Tech; 1991-Larry Johnson, UNLV; 1992-Christian Laettner, Duke; 1993-Calbert Cheaney, Indiana; 1994-Glenn Robinson, Purdue; 1995-Shawn Respert, Michigan St.; 1996-Marcus Camby, Massachusetts; 1997-Tim Duncan, Wake Forest; 1998-Antawn Jamison, North Carolina; 1999-Elton Brand, Duke; 2000-Kenyon Martin, Cincinnati; 2001-Shane Battier, Duke; 2002-Jason Williams, Duke; 2003-T.J. Ford, Texas; 2004-Jameer Nelson, St. Joseph's; 2005-Dee Brown, Illinois; 2006-JJ. Redick, Duke; 2007-Kevin Durant, Texas.

Frances Pomeroy Naismith Award (Most Outstanding Player who stands 6-foot tall or under): 1969-Billy Keller, Purdue; 1970-John Rinka, Kenyon; 1971-Charlie Johnson, California; 1972-Scott Martin, Oklahoma; 1973-Bobby Sherwin, Army; 1974-Mike Robinson, Michigan St.; 1975-Monty Towe, North Carolina St.; 1976-Frank Algia, St. John's (N.Y.); 1977-Jeff Jonas, Utah; 1978-Mike Scheib, Susquehanna; 1979-Alton Byrd, Columbia; 1980-Jim Sweeney, Boston College; 1981-Terry Adolph, West Texas A&M; 1982-Jack Moore, Nebraska; 1983-Ray McCallum, Ball St.; 1984-Ricky Stokes, Virginia; 1985-Bubba Jennings, Texas Tech; 1986-Jim Les, Bradley; 1987-Muggsy Bogues, Wake Forest; 1988-Jerry Johnson, Fla. Southern; 1989-Tim Hardaway, UTEP; 1990-Boo Harvey, St. John's (N.Y.); 1991-Keith Jennings, East Tenn. St.; 1992-Tony Bennett, Green Bay; 1993-Sam Crawford, New Mexico St.; 1994-Greg Brown, Evansville; 1995-Tyus Edney, UCLA; 1996-Eddie Benton, Vermont; 1997-Kent McCausland, Iowa; 1998-Earl Boykins, Eastern Mich.; 1999-Shawnta Rogers, George Washington; 2000-Scoonie Penn, Ohio St.; 2001-Rashad Phillips, Detroit; 2002-Steve Logan, Cincinnati; 2003-Jason Gardner, Arizona; 2004-Jameer Nelson, St. Joseph's; 2005-Nate Robinson, Washington; 2006-Dee Brown, Illinois; 2007-Tre' Kelly, South Carolina.

Defensive Player of the Year: 1987-Tommy Amaker, Duke; 1988-Billy King, Duke; 1989-Stacey Augmon, UNLV; 1990-Stacey Augmon, UNLV; 1991-Stacey Augmon, UNLV; 1992-Alonzo Mourning, Georgetown; 1993-Grant Hill, Duke; 1994-Jim McIlvaine, Marquette; 1995-Tim Duncan, Wake Forest; 1996-Tim Duncan, Wake Forest; 1997-Tim Duncan, Wake Forest; 1998-Steve Wojciechowski, Duke; 1999-Shane Battier, Duke; 2000-Kenyon Martin, Cincinnati & Shane Battier, Duke; 2001-Shane Battier, Duke; 2002-John Linehan, Providence; 2003-Emeka Okafor, Connecticut; 2004-Emeka Okafor, Connecticut; 2005-Shelden Williams, Duke; 2006-Shelden Williams, Duke; 2007-Greg Oden, Ohio St.

Bob Cousy Award (top point guard): 2004-Jameer Nelson, St. Joseph's; 2005-Raymond Felton, North Carolina; 2006-Dee Brown, Illinois; 2007-Acie Law IV, Texas A&M.

Divisions II & III Player Of The Year

The Divisions II and III Player of the Year are chosen by the National Association of Basketball Coaches (NABC).

	Division II	Division III
1983	Earl Jones, Dist. of Columbia	Leroy Witherspoon, Potsdam St.
1984	Earl Jones, Dist. of Columbia	Leroy Witherspoon, Potsdam St.
1985	Charles Oakley, Virginia Union	Tim Casey, Wittenberg
1986	Todd Linder, Tampa	Dick Hempy, Otterbein
1987	Ralph Talley, Norfolk St.	Brendan Mitchell, Potsdam St.
1988	Jerry Johnson, Fla. Southern	Scott Tedder, Ohio Wesleyan
1989	Kris Kearney, Fla. Southern	Greg Grant, TCNJ
1990	A.J. English, Virginia Union	Matt Hancock, Colby
1991	Corey Crowder, Ky. Wesleyan	Brad Baldrige, Wittenberg
1992	Eric Manuel, Oklahoma City	Andre Foreman, Salisbury
1993	Alex Wright, Central Okla.	Steve Hondred, Calvin
1994	Derrick Johnson, Virginia Union	Scott Fitch, Geneseo St.
1995	Stan Gourard, Southern Ind.	D'Artis Jones, Ohio Northern
1996	Stan Gourard, Southern Ind.	David Benter, Hanover
1997	Kebu Stewart, Cal St. Bakersfield	Bryan Crabtree, Ill. Wesleyan
1998	Joe Newton, Central Okla.	Mike Nogelo, Williams
1999	Antonio Garica, Ky. Wesleyan	Merrill Berunson, Wis.-Platteville
2000	Ajumu Gaines, Charleston (W.V.)	Aaron Winkle, Calvin
2001	Colin Ducharme, Longwood	Horace Jenkins, Wm. Paterson
2002	Ronald Murray, Shaw	Jeff Gibbs, Otterbein
2003	Marlon Parmer, Ky. Wesleyan	Bryan Nelson, Williams
2004	Elad Inbar, Mass.-Lowell	Richard Melzer, Wis.-River Falls
2005	Mark Worthington, Metro St.	Jason Kalsow, Wis.-Stevens Point
2006	Daruis Hargrove, Virginia Union	Brandon Adair, Va. Wesleyan
	Turner Trofholz, South Dakota	
2007	John Smith, Winona St.	Andrew Olson, Amherst
		Ben Strong, Guilford

Divisions II and III First-Team All-Americans by Team

Current Division I member denoted by (*). Non-NCAA member denoted by (†).

ABILENE CHRISTIAN 1968—John Godfrey	ARKANSAS ST.* 1965—Jerry Rook	2002—Kyle Williford	1985—Ron Nunnally	CONCORD 2004—Lewis Muse
ADELPHI 2001—Ryan McCormack	ARMSTRONG ATLANTIC 1975—Ike Williams	BYU-HAWAII 2000—David Evans	1991—Armando Becker	CORTLAND ST. 2000—Tom Williams
AKRON* 1967—Bill Turner 1972—Len Paul	ASSUMPTION 1970—Jake Jones 1971—Jake Jones 1973—Mike Boylan 1974—John Grochowalski 1975—John Grochowalski 1976—Bill Wurm	BROCKPORT ST. 2002—Mike Medbury	2006—Michael Hicks	DAVIS & ELKINS 1959—Paul Wilcox
ALA.-HUNTSVILLE 1978—Tony Vann 2006—Jason Smith	AUGUSTA ST. 2007—A.J. Bowman	BRYANT 1981—Ernie DeWitt 2004—Romuald Augustin	CENTRAL OKLA. 1993—Alex Wright 1997—Tyrone Hopkins 1998—Joe Newton 1999—Eddie Robinson	DELTA ST. 1969—Sammy Little 2006—Jasper Johnson
ALAS. ANCHORAGE 1987—Jesse Jackson 1987—Hansi Gnad 1989—Michael Johnson 1990—Todd Fisher 2005—Brad Oleson	AUGUSTANA (ILL.) 1973—John Laing	UC RIVERSIDE* 1989—Maurice Pullum	CENTRAL WASH. 1967—Mel Cox	DePAUW 1987—David Galle
ALBANY ST. (GA.) 1975—Major Jones	BABSON 1992—Jim Pierrakos	CAL POLY POMONA 2005—Jeff Bonds	CHARLESTON (W.V.) 2000—Ajumu Gaines	DIST. COLUMBIA 1982—Earl Jones 1983—Earl Jones Michael Britt 1984—Earl Jones
ALBION 2005—Travis Dupree 2006—Brandon Crawford	BARTON 2007—Anthony Atkinson	CAL ST. BAKERSFIELD 1996—Kebu Stewart 1997—Kebu Stewart	CHATTANOOGA* 1977—Wayne Golden	EASTERN MICH.* 1971—Ken McIntosh 1972—George Gervin
ALCORN ST.* 1976—John McGill	BEMIDJI ST. 2004—Charles Hanks	CAL ST. SAN B'DINO 2004—Jonathan Levy	CHEYNEY 1979—Andrew Fields 1981—George Melton 1982—George Melton	EDINBORO 1996—Tyrone Mason 2002—Kenny Tate 2005—Jakim Donaldson
ALFRED 2001—Devon Downing	BENTLEY 1974—Brian Hammel 1975—Brian Hammel 2005—Tim Forbes	CALIFORNIA (PA.) 1993—Ray Gutierrez	CHICAGO 2003—Derek Reich	ELMHURST 2001—Ryan Knuppel
AMERICAN* 1960—Willie Jones	BISHOP 1983—Shannon Lilly	CALVIN 1993—Steve Hondred 2000—Aaron Winkle	CHRIS. NEWPORT 1991—Lamont Strothers 2001—Antoine Sinclair	EMORY 1990—Tim Garrett
AMERICAN INT'L 1969—Greg Hill 1970—Greg Hill 2002—Malik Moore	BOWIE ST. 2005—Letheal Cook 2007—Gail Goodrich	CAMERON 1974—Jerry Davenport	CLAREMONT-M-S 1992—Chris Greene	EMORY & HENRY 2004—Justin Call
AMHERST 1970—Dave Auten 1971—James Rehnquist 2003—Steve Zieja 2005—Andrew Schiel 2007—Andrew Olson	BRIDGEPORT 1969—Gary Baum 1976—Lee Hollerbach 1985—Manute Bol 1991—Lambert Shell 1992—Lambert Shell 1995—Lamont Olson	CARLETON 1993—Gerrick Monroe	CLARION 1994—Kwame Morton	EVANSVILLE* 1959—Hugh Ahlering 1960—Ed Smallwood 1965—Jerry Sloan Larry Humes 1966—Larry Humes
ARK.-MONTICELLO 2004—Billy McDaniel	BRIDGEWATER (VA.) 1995—Dan Rush	CARTHAGE 2002—Antoine McDaniel	CLARK (MASS.) 1980—Kevin Clark 1981—Kevin Clark 1988—Kermit Sharp	FINDLAY 2006—Dustin Pfeiffer 2007—Frank Phillips

FLA. SOUTHERN
1981—John Ebeling
1982—John Ebeling
1988—Jerry Johnson
 Kris Kearney
1989—Kris Kearney
1990—Donolly Tyrell

FORT HAYS ST.
1997—Alonzo Goldston

FRAMINGHAM ST.
1984—Mark Van Valkenburg

FRANKLIN
1999—Jason Sibley

FRANK. & MARSH.
1992—Will Lasky
1996—Jeremiah Henry
2000—Alex Kraft

GANNON
1985—Butch Warner
1998—Troy Nesmith

GENESEO ST.
1994—Scott Fitch

GEORGETOWN (KY.)†
1964—Cecil Tuttle

GRAMBLING*
1961—Charles Hardnett
1962—Charles Hardnett
1964—Willis Reed
1966—Johnny Comeaux
1976—Larry Wright

GRAND CANYON
1976—Bayard Forest

GRAND VALLEY ST.
1997—Joe Modderman

GREEN BAY*
1978—Tom Anderson
1979—Ron Ripley

GUILFORD
1968—Bob Kauffman
1975—Lloyd Free
2007—Ben Strong

HAMILTON
1977—Cedric Oliver
1978—Cedric Oliver
1979—Cedric Oliver
1987—John Cavanaugh
1998—Mike Schantz
1999—Michael Schantz
2003—Joe Finley

HAMPDEN-SYDNEY
1992—Russell Turner
2000—T.J. Grimes

HANOVER
1996—David Benter

HARTFORD*
1979—Mark Noon

HARTWICK
1977—Dana Gahres
1983—Tim O'Brien

HAVERFORD
1977—Dick Vioth

HENDERSON ST.
2002—Niki Arinze
2004—Tavoris Uzoique

HOPE
1984—Chip Henry
1998—Joel Holstege

HUMBOLDT ST.
2004—Austin Nichols
2007—Kevin Johnson

ILLINOIS ST.*
1968—Jerry McGreal

ILL. WESLEYAN
1977—Jack Sikma
1989—Jeff Kuehl
1995—Chris Simich
1997—Bryan Crabtree
1998—Brent Niebrugge
2000—Korey Coon

2004—Keelan Amelianovich
2005—Adam Dauksas

INDIANA (PA.)
1995—Derrick Freeman

IUPUI*
1996—Carlos Knox

INDIANA ST.*
1968—Jerry Newsome

INDIANAPOLIS
2005—David Logan

ITHACA
2000—Pat Britton

JACKSON ST.*
1974—Eugene Short
1975—Eugene Short
1977—Purvis Short

JACKSONVILLE*
1962—Roger Strickland
1963—Roger Strickland

JOHNSON C. SMITH
2001—Wiyle Perry

KEAN
1993—Fred Drains

KEENE ST.
2001—Chris Coates

KENNESAW ST.
2004—Terrence Hill

KENTUCKY ST.
1971—Travis Grant
 Elmore Smith
1972—Travis Grant
1975—Gerald Cunningham
1977—Gerald Cunningham

KY. WESLEYAN
1957—Mason Cope
1967—Sam Smith
1968—Dallas Thornton
1969—George Tinsley
1984—Rod Drake
 Dwight Higgs
1988—J.B. Brown
1990—Corey Crowder
1991—Corey Crowder
1995—Willis Cheaney
1998—Antonio Garcia
1999—Antonio Garcia
 Dana Williams
2000—LeRoy John
2001—Lorico Duncan
2002—Ronald Evans

KENYON
1969—John Rinka
1970—John Rinka
1979—Scott Rogers
1980—Scott Rogers

LAWRENCE
2006—Chris Braier

LEBANON VALLEY
1995—Mike Rhodes
1997—Andy Panko
1998—Andy Panko
1999—Andy Panko
2005—J.D. Byers

LEWIS
2004—Monta McGhee

LEWIS & CLARK
1963—Jim Boutin
1964—Jim Boutin
1999—Andy Panko

LINCOLN (MO.)
1978—Harold Robertson

LIPSCOMB*
1988—Phillip Hutcheson
1989—Phillip Hutcheson
1990—Phillip Hutcheson
1992—John Pierce

LONG ISLAND*
1968—Luther Green
 Larry Newbold

LONGWOOD*
1984—Jerome Kersey
2001—Colin Ducharme

LA.-LAFAYETTE*
1965—Dean Church
1970—Marvin Winkler
1971—Dwight Lamar

LOUISIANA COL.
1979—Paul Poe

LOUISIANA TECH*
1973—Mike Green

MAINE*
1961—Tom Chappelle

MASS.-DARTMOUTH
1993—Steve Haynes

MASS.-LOWELL
1989—Leo Parent
2004—Elad Inbar
2005—Stacey Moragne
2006—Stacey Moragne

MERCHANT MARINE
1990—Kevin D'Arcy

MERRIMACK
1977—Ed Murphy
1978—Ed Murphy
 Dana Skinner
1983—Joe Dickson

METHODIST
1997—Jason Childers

METRO ST.
2005—Mark Worthington

MICHIGAN TECH
2003—Matt Cameron
2004—Josh Buettner
2005—Josh Buettner

MINN. DULUTH
1977—Bob Bone

MINN. ST. MANKATO
2005—Jamel Staten
2006—Luke Anderson
2007—Luke Anderson

MISERICORDIA
2003—Willie Chandler

MO.-ST. LOUIS
1977—Bob Bone

MONTCLAIR ST.
1999—Anthony Peoples
2006—Gian Paul Gonzalez

MONTEVALLO
2005—James Hall
2007—Greg Brown
 Marcus Kennedy

MORGAN ST.*
1974—Marvin Webster
1975—Marvin Webster
1999—Tim West

MT. ST. MARY'S*
1957—Jack Sullivan

MOUNT UNION
1997—Aaron Shipp

MUHLENBERG
2002—Mark Lesko

MUSKINGUM
1992—Andy Moore

NEB.-OMAHA
1992—Phil Cartwright

NEB. WESLEYAN
1986—Dana Janssen

NEW HAVEN
1988—Herb Watkins

CNJ
1988—Greg Grant
1989—Greg Grant

NEW JERSEY CITY
1979—Brett Wyatt
2004—Samar Battle

N.J. INST. OF TECH.
1996—Clarence Pierce

NEW ORLEANS*
1971—Xavier Webster

NYIT
1980—Kelvin Hicks

NICHOLLS ST.*
1978—Larry Wilson

NORFOLK ST.*
1979—Ken Evans
1984—David Pope
1987—Ralph Talley
1995—Corey Williams

NORTH ALA.
1980—Otis Boddie

N.C. WESLEYAN
1999—Marquis McDougald

NORTH DAKOTA
1966—Phil Jackson
1967—Phil Jackson
1991—Dave Vonesh
1993—Scott Guldseth
2003—Jerome Beasley

NORTH DAKOTA ST.*
1960—Marvin Bachmeier

NORTH PARK
1979—Mike Harper
1980—Mike Harper
1981—Mike Thomas

NORTHEASTERN ST.
2003—Jon Shepherd
2004—Darnell Hinson

NORTHERN MICH.
1987—Bill Harris
2000—Cory Brathol
2007—Ricky Volcy

NORTHWOOD
1973—Fred Smile

OHIO NORTHERN
1982—Stan Mories
1995—D'Artis Jones
2001—Kris Oberdick
2004—Jim Conrad

OHIO WESLEYAN
1987—Scott Tedder
1988—Scott Tedder

OKLAHOMA CITY†
1992—Eric Manuel

OLD DOMINION*
1972—Dave Twardzik
1974—Joel Copeland
1976—Wilson Washington

OTTERBEIN
1966—Don Carlos
1982—Ron Stewart
1983—Ron Stewart
1985—Dick Hempy
1986—Dick Hempy
1987—Dick Hempy
1991—James Bradley
1994—Nick Gutman
1999—Kevin Weakley
2002—Jeff Gibbs

PACIFIC LUTHERAN
1959—Chuck Curtis

PFEIFFER
1992—Tony Smith
2005—Rico Grier
2006—DeMario Grier

PHILADELPHIA U.
1976—Emory Sammons
1977—Emory Sammons
2006—Tayron Thomas
2007—Christian Burns

PITTSBURG ST.
2005—Eddie Jackson

PLYMOUTH ST.
1994—Moses Jean-Pierre
1999—Adam DeChristopher

POTSDAM ST.
1980—Derrick Rowland
1981—Derrick Rowland
1982—Maurice Woods
1983—Leroy Witherspoon
1984—Leroy Witherspoon
1986—Roosevelt Bullock
1986—Brendan Mitchell
1987—Brendan Mitchell
1988—Steve Babiarz
1989—Steve Babiarz

PRAIRIE VIEW*
1962—Zelmo Beaty

PUGET SOUND
1979—Joe Leonard

QUEENS (N.C.)
1998—Soce Faye

RAMAPO
2003—Charles Ransom
2005—Amin Wright

RANDOLPH-MACON
1983—Bryan Vacca
2003—Jared Mills
2005—Justin Wansley

RICHARD STOCKTON
1997—Carl Cochrane

ROANOKE
1972—Hal Johnston
1973—Jay Piccola
1974—Jay Piccola
1983—Gerald Holmes
1984—Reggie Thomas
1985—Reggie Thomas
1994—Hilliary Scott

ROCHESTER
1991—Chris Fite
1992—Chris Fite
2004—Seth Hauben
2005—Seth Hauben

ROCHESTER INST.
1996—Craig Jones
1997—Craig Jones

ROWAN
1998—Rob Scott
2007—Thomas Baker

RUTGERS-CAMDEN
2002—Brian Turner

SACRED HEART*
1972—Ed Czernota
1978—Hector Olivencia
 Andre Means
1982—Keith Bennett
1983—Keith Bennett
1986—Roger Younger
1993—Darrin Robinson

ST. CLOUD ST.
1957—Vern Baggenstoss
1986—Kevin Catron

ST. JOHN FISHER
2006—Sean O'Brien

ST. JOSEPH'S (IND.)
1960—Bobby Williams
2006—Sullivan Sykes

ST. MICHAEL'S
1965—Richie Tarrant

ST. NORBERT
1963—Mike Wisneski

ST. ROSE
2007—Steve Dagostino

ST. THOMAS
2006—Isaac Rosefelt
2007—Isaac Rosefelt

SALEM INT'L
1976—Archie Talley
2006—Shaun McKie

SALEM ST.
2000—Tishaun Jenkins

SALISBURY
1991—Andre Foreman
1992—Andre Foreman

SAM HOUSTON ST.*

1973—James Lister

SCRANTON1963—Bill Witaconis
1977—Irvin Johnson
1978—Irvin Johnson
1984—Bill Bessoir
1985—Bill Bessoir
1993—Matt Cusano**SEATTLE PACIFIC**2006—Tony Binetti
2007—Dustin Bremerman**SEWANEE**

1998—Ryan Harrigan

SHAW

2002—Ronald Murray

SHENANDOAH

1996—Phil Dixon

SLIPPERY ROCK

1991—Myron Brown

SOUTH DAKOTA1958—Jim Daniels
2004—Tommie King
2006—Turner Trofholz**SOUTH DAKOTA ST.***1961—Don Jacobsen
1964—Tom Black
2005—Turner Trofholz**SOUTHEASTERN OKLA.**1957—Jim Spivey
2007—Eric Babers**SOUTHERN ILL.***1966—George McNeil
1967—Walt Frazier**SOUTHERN IND.**1995—Stan Gouard
1996—Stan Gouard**SOUTHERN N.H.**

2003—Sotirios Karapostolou

SOUTHWEST BAPTIST

2006—Sheldon Pace

SPRINGFIELD1970—Dennis Clark
1986—Ivan Olivares**STEPHEN F. AUSTIN***

1970—Surry Oliver

STETSON*

1970—Ernie Killum

STEUBENVILLE†

1958—Jim Smith

STONEHILL1979—Bill Zolga
1980—Bill Zolga
1982—Bob Reitz**STONY BROOK***

1979—Earl Keith

SUSQUEHANNA

1986—Dan Harnum

TAMPA1985—Todd Linder
1986—Todd Linder
1987—Todd Linder
1994—DeCarlo Deveaux**TARLETON ST.**

2004—Tim Burnette

TENNESSEE ST.*1958—Dick Barnett
1959—Dick Barnett
1971—Ted McClain
1972—Lloyd Neal
1974—Leonard Robinson**TEX.-PAN AMERICAN***1964—Lucious Jackson
1968—Otto Moore**TEXAS SOUTHERN***1958—Bennie Swain
1977—Alonso Bradley**TEXAS ST.***1959—Charles Sharp
1960—Charles Sharp**THOMAS MORE**

1996—Rick Hughes

TRINITY (CONN.)

2006—Tyler Rhoten

TRINITY (TEX.)1968—Larry Jeffries
1969—Larry Jeffries
2002—Colin Tabb**TROY***

1993—Terry McCord

TUFTS

1995—Chris McMahon

UPSALA1981—Steve Keenan
1982—Steve Keenan**URSINUS**

2004—Dennis Stanton

UTICA

2007—Ray Bryant

VIRGINIA UNION1985—Charles Oakley
1990—A.J. English
1994—Derrick Johnson
Warren Peebles
1996—Ben Wallace
1998—Marquise Newbie
2006—Duane Crockett
Darius Hargrove**VA. WESLEYAN**

2006—Brandon Adair

WABASH

1982—Pete Metzelaars

WASHBURN1994—Clarence Tyson
1997—Dan Buie
2001—Ewan Auguste
2005—Travis Robbins**WASH. & LEE**

1978—Pat Dennis

WAYNE ST. (NEB.)

1999—Tyler Johnson

WEST CHESTER

2003—Ramzee Stanton

WEST GA.

1974—Clarence Walker

WEST TEXAS A&M

2007—Damien Lolar

WEST VIRGINIA ST.2004—Mike Taylor
2007—Ted Scott**WESTERN CARO.***

1968—Henry Logan

WESTERN WASH.

2006—Grant Dykstra

WESTMINSTER (PA.)

1962—Ron Galbreath

WESTMINSTER (UTAH)†

1969—Ken Hall

WHEATON (ILL.)1958—Mel Peterson
2007—Kent Raymond**WIDENER**1978—Dennis James
1988—Lou Stevens
2006—Kristian Clarkson**WILKES**

2001—Dave Jannuzzi

WM. PATERSON2000—Horace Jenkins
2001—Horace Jenkins**WILLIAMS**1961—Bob Mahland
1962—Bob Mahland
1996—Mike Nogelo
1997—Mike Nogelo
1998—Mike Nogelo
2004—Ben Coffin**WINONA ST.**

2007—John Smith

WINSTON-SALEM*1967—Earl Monroe
1980—Reginald Gaines**WIS.-EAU CLAIRE**

1972—Mike Ratliff

WIS.-OSHKOSH1996—Dennis Ruedinger
2002—Tim Dworak**WIS.-PARKSIDE**

1976—Gary Cole

WIS.-PLATTEVILLE1992—T.J. Van Wie
1998—Ben Hoffmann
1999—Merrill Brunson**WIS.-RIVER FALLS**2003—Richard Melzer
2004—Richard Melzer**WIS.-STEVENS POINT**1985—Terry Porter
2000—Brant Bailey
2005—Jason Kalsow**WIS.-SUPERIOR**

2001—Vince Thomas

WIS.-WHITEWATER1990—Ricky Spicer
1994—Ty Evans
1997—James Stewart**WITTENBERG**1961—George Fisher
1963—Al Thrasher
1980—Brian Agler
1981—Tyronne Curtis
1985—Tim Casey
1989—Steve Allison
1990—Brad Baldrige
1991—Brad Baldrige**WOOSTER**2003—Bryan Nelson
2007—Tom Port**WRIGHT ST.***1981—Rodney Benson
1986—Mark Vest**XAVIER (LA.)†**

1973—Bruce Seals

YORK (PA.)

2007—Chad McGowan

YOUNGSTOWN ST.*1977—Jeff Covington
1978—Jeff Covington**Teams used for selections:**AP Little All-America—
1957-79
NABC College Division—
1967-76
NABC Divisions II, III—
1977-2006

Divisions II and III Academic All-Americans by Team

ABILENE CHRISTIAN

1999—Jared Mosley

AKRON

1972—Wil Schwarzingler

ALBANY (N.Y.)

1988—John Carmello

ALBION

1979—John Nibert

ALDERSON-BROADDUS

2002—Kevyn McBride

ARKANSAS TECH1990—Gray Townsend
1994—David Bevis
1995—David Bevis**ASHLAND**1967—Jim Basista
1970—Jay Franson**ASSUMPTION**

1967—George Ridick

AUGUSTANA (ILL.)1973—Bruce Hamming
1974—Bruce Hamming
1975—Bruce Hamming
1979—Glen Heiden**AUGUSTANA (S.D.)**1974—John Ritterbusch
1975—John Ritterbusch**BALDWIN-WALLACE**

1985—Bob Scelza

BARRINGTON

1982—Shawn Smith

BATES1983—Herb Taylor
1984—Herb Taylor**BEMIDJI ST.**1976—Steve Vogel
1977—Steve Vogel
1978—Steve Vogel
2003—Royce Bryan**BENTLEY**

1980—Joe Betley

BETHANY (W.V.)

2006—Matt Drahos

BETHEL (MINN.)

1994—Jason Mekelburg

BLOOMSBURG

1978—Steve Bright

BRANDEIS

1978—John Martin

BRIAR CLIFF

1989—Chad Neubrand

BRIDGEWATER (VA.)

1985—Sean O'Connell

BRYAN

1981—Dean Ropp

C.W. POST

1973—Ed Fields

CALIFORNIA (PA.)

1993—Raymond Guttierrez

UC DAVIS1970—Tom Cupps
1983—Preston Neumayr**UC RIVERSIDE**

1971—Kirby Gordon

CAL LUTHERAN

1983—Bill Burgess

CALVIN1992—Steve Honderd
1993—Steve Honderd
1994—Chris Knoester**CAPITAL**

1973—Charles Gashill

CARNEGIE MELLON1973—Mike Wegener
1979—Larry Hufnagel
1980—Larry Hufnagel**CASE RESERVE**1996—Jim Fox
1997—Jim Fox**CASTLETON ST.**

1985—Bryan DeLoatch

CATHOLIC

1997—Jeremy Borys

UCF

1982—Jimmie Farrell

CENTRAL MICH.1967—John Berends
1971—Mike Hackett**CENTRAL ST. (OHIO)**

1971—Sterling Quant

CHADRON ST.

1992—Josh Robinson

CHAPMAN

2006—Zach Wheatley

CLAREMONT-M-S

2002—Bob Donlan

COAST GUARD

1971—Ken Bicknell

COLBY-SAWYER

2006—Andrew St. Clair

COLORADO MINES1991—Daniel McKeon
1991—Hank Prey**UC-COLO. SPRINGS**

2007—Patrick Hannaway

COLORADO ST.-PUEBLO

1972—Jim Von Loh

CORNELL COLLEGE1974—Randy Kuhlman
1977—Dick Grant
1978—Robert Wisco
1979—Robert Wisco
1987—Jeff Fleming**DAVID LIPSCOMB**1989—Phil Hutcheson
1990—Phil Hutcheson
1992—Jerry Meyer

DELTA ST.

1972—Larry MaGee

DENISON1967—Bill Druckemiller
1970—Charles Claggett
1987—Kevin Locke
1988—Kevin Locke
1997—Casey Chroust**DENVER**

1987—Joe Fisher

DePAUW1970—Richard Tharp
1973—Gordon Pittenger
1987—David Galle**DICKINSON**1971—Lloyd Bonner
1981—David Freysinger
1982—David Freysinger**DREXEL**

1967—Joe Hertrich

ELMHURST

2001—Ryan Knuppel

ELON1988—Brian Branson
1988—Steve Page
1998—Christopher Kiger**EMBRY-RIDDLE**

2001—Kyle Mas

EMORY2000—Neil Bhutta
2005—Chase Fawsett**EMORY & HENRY**

2004—Justin Call

FLA. GULF COAST

2007—Beau Bauer

FORT HAYS ST.

1978—Mike Pauls

FORT LEWIS

1998—Ryan Ostrom

FRANK. & MARSH.

2000—Jerome Maiatico

GANNON

2007—Aurimas Truskauskas

GETTYSBURG

1975—Jeffrey Clark

GREEN BAY

1974—Tom Jones

GRINNELL1976—John Haigh
1994—Steve Diekmann
1995—Steve Diekmann
1996—Ed Brands**GROVE CITY**1979—Mike Donahoe
1984—Curt Silverling
1985—Curt Silverling**GUST. ADOLPHUS**

1983—Mark Hanson

HAMILTON

1978—John Klauberg

HAMLIN1986—Paul Westling
1989—John Banovetz**HAMPDEN-SYDNEY**

1992—Russell Turner

HARDING1985—Kenneth Collins
1986—Kenneth Collins**HOWARD PAYNE**1973—Garland Bullock
1974—Garland Bullock**ILL. WESLEYAN**1972—Dean Gravlin
1973—Dean Gravlin
1975—Jack Sikma
Bob Spear
1976—Jack Sikma
Bob Spear
1977—Jack Sikma
Bob Spear
1979—Al Black
1981—Greg Yess
1982—Greg Yess
1987—Brian Coderre
1999—Korey Coon
2000—Korey Coon
2006—Keelan Amelianovich**INCARNATE WORD**

1993—Randy Henderson

JAMES MADISON

1976—Sherman Dillard

JAMESTOWN1980—Pete Anderson
1981—Pete Anderson**JOHN CARROLL**

1999—Mark Heidorf

JOHNS HOPKINS

1991—Andy Enfield

KENYON1970—John Rinka
1977—Tim Appleton
1985—Chris Coe Russell**LaGRANGE**

1980—Todd Whitsitt

LEBANON VALLEY

2005—J.D. Byers

LIBERTY

1980—Karl Hess

LUTHER1981—Doug Kintzinger
1982—Doug Kintzinger**MacMURRAY**

1970—Tom Peters

MARIAN (WIS.)

2002—Scott Jaeger

MARIETTA1982—Rick Clark
1983—Rick Clark**MARYVILLE (MO.)**

2003—Kevin Bartow

MASS.-LOWELL1970—Alfred Spinell
1984—John Paganetti**MIT**1980—Ray Nagem
1991—David Tomlinson**McDANIEL**1983—Douglas Pinto
1985—David Malin**McGILL**

1983—Willie Hinz

McNEESE ST.

1972—David Wallace

MERRIMACK1983—Joseph Dickson
1984—Joseph Dickson**MICHIGAN TECH**1981—Russ VanDuine
1985—Wayne Helmila
2003—J.T. Luginiski**MILLIKIN**1977—Roy Mosser
Dale Wills
1978—Gregg Finigan
1979—Rich Rames
Gary Jackson
1980—Gary Jackson
1981—Gary Jackson
1989—Brian Horst**MILWAUKEE ENGR.**

1983—Jeffrey Brezovar

MINN. ST. MANKATO

1997—David Kruse

MINN. ST. MOORHEAD

1996—Brett Beeson

MO.-ROLLA1984—Todd Wentz
2004—Brian Westre**MO.-ST. LOUIS**1975—Bobby Bone
1976—Bobby Bone
1977—Bobby Bone**MONMOUTH (ILL.)**

1990—S. Juan Mitchell

MONT. ST.-BILLINGS

2004—Jerett Skrifvars

MOUNT UNION

1971—Jim Howell

MUHLBERG1979—Greg Campisi
1981—Dan Barletta**NEB.-KEARNEY**1974—Tom Kropp
1975—Tom Kropp
2004—Nick Branting
2006—Dusty Jura**NEB.-OMAHA**

1981—Jim Gregory

NEB. WESLEYAN1984—Kevin Cook
1986—Kevin Cook
1995—Justin Wilkins
1997—Kipp Kissinger
1998—Kipp Kissinger**UNC ASHEVILLE**

1974—Randy Pallas

NORTHERN COLO.

1967—Dennis Colson

NORTHWESTERN (MINN.)

2005—Jeff VerSteege

OBERLIN1971—Vic Guerrieri
1972—Vic Guerrieri**OHIO NORTHERN**

2001—Kris Oberdick

OHIO WESLEYAN

1990—Mark Slayman

1998—John Camillus

OLD DOMINION1974—Gray Eubank
1975—Gray Eubank**OTTERBEIN**

1980—Mike Cochran

PACIFIC LUTHERAN

1967—Doug Leeland

POINT PARK

1986—Richard Condo

RIPON

1999—Bret Van Dyken

ROCHESTER

1984—Joe Augustine

ROCKFORD1976—John Morrissey
1977—John Morrissey**ROSE-HULMAN**

2002—Christopher Unton

ST. JOHN'S (MINN.)

1995—Joe Deignan

ST. JOSEPH'S (IND.)

1975—James Thordsen

ST. LEO

1977—Ralph Nelson

ST. ROSE

2007—Steve Dagostino

ST. THOMAS (FLA.)1976—Arthur Collins
1977—Mike LaPrete**ST. THOMAS (MINN.)**1967—Dan Hansard
1978—Terry Fleming**SCRANTON**1983—Michael Banas
1984—Michael Banas
1985—Dan Polacheck
1993—Matt Cusano**SHIPPENSBURG**1979—John Whitmer
1981—Brian Cozzens
1982—Brian Cozzens**SIMPSON**2002—Jesse Harris
2003—Jesse Harris**SLIPPERY ROCK**1971—Robert Wiegand
1979—Mike Hardy
1983—John Samsa
1995—Mark Metzka**SOUTH DAKOTA**1970—Bill Hamer
1975—Rick Nissen
1976—Rick Nissen
1978—Jeff Nannen
1980—Jeff Nannen
1985—Rob Swanhorst**SOUTH DAKOTA ST.**1971—Jim Higgins
1972—Jim Higgins**SOUTHERN N.H.**

2003—Brian Larrabee

SUSQUEHANNA1986—Donald Harnum
1994—Tres Wolf**TENNESSEE TEMPLE**1977—Dan Smith
1978—Dan Smith**TEXAS LUTHERAN**

2005—Tommy Stolhandske

TRINITY (CONN.)

1996—Keith Wolff

TRUMAN1984—Mark Campbell
1999—Jason Reinberg
2000—Jason Reinberg**UNION (N.Y.)**

1970—Jim Tedisco

URSINUS

2004—Dennis Stanton

VIRGINIA TECH

1968—Ted Ware

WABASH

1973—Joe Haklin

WARTBURG1971—Dave Platte
1972—Dave Platte
1974—Fred Waldstein
1990—Dan Nettleton
1991—Dan Nettleton**WASHBURN**

2001—Ewan Auguste

WASHINGTON-ST. LOUIS1988—Paul Jackson
2007—Troy Ruths**WASH. & JEFF.**

1980—David Damico

WENTWORTH INST.

2000—Kevin Hanlon

WESLEYAN (CONN.)1972—James Akin
1974—Rich Fairbrother
1982—Steven Maizes**WESTERN ST.**1970—Michael Adams
1973—Rod Smith**WESTMINSTER (PA.)**

1967—John Fontanella

WILKES

2001—Dave Jannuzzi

WM. PATERSON

2001—Horace Jenkins

WIS.-EAU CLAIRE1972—Steven Johnson
1975—Ken Kaiser
1976—Ken Kaiser**WIS.-OSHKOSH**

1998—Joe Imhoff

WIS.-PLATTEVILLE1992—T.J. Van Wie
1993—T.J. Van Wie**WIS.-SUPERIOR**

2001—Vince Thomas

WITTENBERG

1967—Jim Appleby

WOOSTER

2005—Matt Schlingman

WPI

1996—James Naughton

TCU

1970—Jeffrey Harp
1981—Larry Frevert

TEXAS TECH

1985—Brooks Jennings Jr.
1986—Tobin Doda

TOLEDO

1967—William Backensto
1980—Timothy Selgo

TRANSYLVANIA

1972—Robert Jobe Jr.
1980—Lawrence Kopczyk

TRINITY (CONN.)

1971—Howard Greenblatt
1996—Keith Wolff

TRINITY (TEX.)

1975—Phillip Miller

TRUMAN

2000—Jason Reinberg

TUFTS

1981—Scott Brown

TULSA

1999—Michael Ruffin

UCLA

1969—Kenneth Heitz
1971—George Schofield
1980—Kiki Vandeweghe
1995—George Zidek

UTAH

1968—Lyndon MacKay
1971—Michael Newlin

1977—Jeffrey Jonas
1998—Drew Hansen

UTAH ST.

1996—Eric Franson

VANDERBILT

1976—Jeffrey Fosnes

VILLANOVA

1983—John Pinone

VIRGINIA

1973—James Hobgood

VMI

1969—John Mitchell
1971—Jan Essenburg
1977—William Bynum III
1981—Andrew Kolesar
1987—Gay Elmore Jr.
1996—Bobby Prince

VIRGINIA TECH

1972—Robert McNeer

WABASH

1976—Len Fulkerson

WAKE FOREST

1969—Jerry Montgomery
1994—Marcus Blucas
1996—Rusty LaRue

WARTBURG

1972—David Platte
1974—Fred Waldstein
1991—Dan Nettleton

WASHINGTON

1970—Vincent Stone
1974—Raymond Price
1987—Rodney Ripley

WASHINGTON (MD.)

1979—Joseph Wilson
1990—Tim Keehan
1998—Bradd Burkhardt

WASHINGTON-ST. LOUIS

1991—Jed Bargen

WASH. & JEFF.

1970—Terry Evans
1981—David Damico

WASH. & LEE

1983—Brian Hanson
1984—John Graves

WEBER ST.

1980—Mark Mattos
1985—Kent Hagan

WESLEYAN (CONN.)

1973—Brad Rogers
1974—Richard Fairbrother
1977—Steve Malinowski
1982—Steven Maizes
1985—Gregory Porydzy

WEST VIRGINIA

2006—Johannes Herber

WESTERN CARO.

1982—Gregory Dennis
1987—Richard Rogers

WESTERN ILL.

1984—Todd Hutcheson

WESTMINSTER (PA.)

1967—John Fontanella

WHEATON (ILL.)

1995—Nathan Frank

WHITTIER

1977—Rodney Snook

WICHITA ST.

1969—Ronald Mendell
1991—Paul Guffrovich

WIDENER

1983—Louis DeRogatis

WILLIAM & MARY

1985—Keith Cieplicki
2004—Adam Hess

WILLIAMS

1965—Edgar Coolidge III
1986—Timothy Walsh

WISCONSIN

1987—Rodney Ripley

WIS.-OSHKOSH

1998—Joe Imhoff

WIS.-PLATTEVILLE

1993—T.J. Van Wie

WIS.-STEVENS POINT

1983—John Mack

WITTENBERG

1984—Jay Ferguson
1996—Scott Schwartz

WOOSTER

1995—Scott Meech
2005—Matt Schlingman
2006—Kyle Witucky

WRIGHT ST.

1978—Alan McGee

XAVIER

1975—Peter Accetta
1981—Gary Massa

YALE

1967—Richard Johnson
1968—Robert McCallum Jr.

YORK (PA.)

2006—Brandon Bushey



Coaching Records

All-Divisions Coaching Records.....	146
Division I Coaching Records	147
Division II Coaching Records	167
Division III Coaching Records	170



All-Divisions Coaching Records

Some of the won-lost records included in this coaches section have been adjusted because of action by the NCAA Council or the NCAA Executive Committee to forfeit particular regular-season games or vacate particular NCAA tournament games.

Coaches with at Least 500 Career Wins

(This list includes all coaches who have won at least 500 games regardless of classification with a minimum 10 head coaching seasons at NCAA schools.)

Coach (Alma Mater), Teams Coached, Tenure	Yrs.	Won	Lost	Pct.
1. Bob Knight (Ohio St. 1962) Army 1966-71, Indiana 72-2000, Texas Tech 02-07*	41	890	363	.710
2. Dean Smith (Kansas 1953) North Carolina 1962-97	36	879	254	.776
3. Adolph Rupp (Kansas 1923) Kentucky 1931-52, 54-72	41	876	190	.822
4. Don Meyer (Northern Colo. 1967) Hamline 1973-75, Lipscomb 76-99, Northern St. 2000-07*	35	862	295	.745
5. Herb Magee (Philadelphia U. 1963) Philadelphia U. 1968-2007*	40	833	327	.718
6. Jim Phelan (La Salle 1951) Mt. St. Mary's 1955-2003	49	830	524	.613
7. Clarence "Big House" Gaines (Morgan St. 1945) Winston-Salem 1947-93	47	828	447	.649
8. Jerry Johnson (Fayetteville St. 1951) LeMoyn-Owen 1959-2005	47	821	447	.647
9. Eddie Sutton (Oklahoma St. 1958) Creighton 1970-74, Arkansas 75-85, Kentucky 86-89, Oklahoma St. 91-2006	36	798	315	.717
10. Lefty Driesell (Duke 1954) Davidson 1961-69, Maryland 70-86, James Madison 89-97, Georgia St. 98-2003	41	786	394	.666
11. Lute Olson (Augsburg 1956) Long Beach St. 1974, Iowa 75-83, Arizona 84-2007*	34	780	280	.736
12. Lou Henson (New Mexico St. 1955) Hardin-Simmons 1963-66, Illinois 76-96, New Mexico St. 67-75, 98-2005	41	779	412	.654
13. Mike Krzyzewski (Army 1969) Army 1976-80, Duke 81-2007*	32	775	261	.748
14. Henry Iba [Westminster (Mo.) 1928] Northwest Mo. St. 1930-33, Colorado 34, Oklahoma St. 35-70	41	764	339	.693
15. Ed Diddle (Centre 1921) Western Ky. 1923-64	42	759	302	.715
16. Jim Boehm (Syracuse 1966) Syracuse 1977-2007*	31	750	264	.740
16. Jim Calhoun (American Int'l 1968) Northeastern 1973-86, Connecticut 87-2007*	35	750	328	.696
18. Phog Allen (Kansas 1906) Baker 1906-08, Haskell 09, Central Mo. St. 13-19, Kansas 08-09, 20-56	48	746	264	.739
19. John Chaney (Bethune-Cookman 1955) Cheyney 1973-82, Temple 83-2006	34	741	312	.704
20. Jerry Tarkanian (Fresno St. 1955) Long Beach St. 1969-73, UNLV 74-92, Fresno St. 96-2002	31	729	201	.784
21. Norm Stewart (Missouri 1956) UNI 1962-67, Missouri 68-99	38	728	374	.661
22. Ray Meyer (Notre Dame 1938) DePaul 1943-84	42	724	354	.672
23. Don Haskins (Oklahoma St. 1952) UTEP 1962-99	38	719	353	.671
24. Glenn Robinson (West Chester 1967) Frank. & Marsh. 1972-2007*	36	718	271	.726
25. Dick Sauers (Slippery Rock 1951) Albany (N.Y.) 1956-87, 89-97	41	702	330	.680
26. Dave Robbins (Catawba 1966) Virginia Union 1979-2007*	29	691	186	.788
27. Denny Crum (UCLA 1958) Louisville 1972-2001	30	675	295	.696
28. Jim Smith (Marquette 1956) St. John's (Minn.) 1965-2007*	43	671	463	.592
29. Dennis Bridges (Ill. Wesleyan 1961) Ill. Wesleyan 1966-2001	36	666	320	.675
30. John Wooden (Purdue 1932) Indiana St. 1947-48, UCLA 49-75	29	664	162	.804
31. Ralph Miller (Kansas 1942) Wichita St. 1952-64, Iowa 65-70, Oregon St. 71-89	38	657	382	.632
32. Gene Bartow (Truman 1953) Central Mo. St. 1962-64, Valparaiso 65-70, Memphis 71-74, Illinois 75, UCLA 76-77, UAB 79-96	34	647	353	.647
33. Billy Tubbs (Lamar 1958) Southwestern (Tex.) 1972-73, Oklahoma 81-94, TCU 95-2002, Lamar 1977-80, 2004-06	31	641	340	.653
34. Marv Harshman (Pacific Lutheran 1942) Pacific Lutheran 1946-58, Washington St. 59-71, Washington 72-85	40	637	443	.590
35. Tom Murphy (Springfield 1960) Hamilton 1971-2004, SUNYIT 06-07*	36	635	286	.689
36. Hugh Durham (Florida St. 1959) Florida St. 1967-78, Georgia 79-95, Jacksonville 98-2005	37	633	429	.596
Coach (Alma Mater), Teams Coached, Tenure	Yrs.	Won	Lost	Pct.
37. John Lance (Pittsburg St. 1918) Southwestern Okla. 1919-22, Pittsburg St. 23-34, 36-63	44	632	340	.650
38. Ken Anderson (Wis.-Eau Claire 1955) Wis.-Eau Claire 1969-95	27	631	152	.806
39. Cam Henderson (Salem 1917) Muskingum 1920-23, Davis & Elkins 24-35, Marshall 36-55	36	630	243	.722
39. Ed Messbarger (Northwest Mo. St. 1956) Benedictine Hts. 1958-60, Dallas 61-63, St. Mary's (Tex.) 64-78, Angelo St. 79-98	41	630	518	.549
41. Bob Chipman (Kansas St. 1973) Washburn 1980-2007*	28	628	240	.724
42. Norm Sloan (North Carolina St. 1951) Presbyterian 1952-55, Citadel 57-60, Florida 61-66, North Carolina St. 67-80, Florida 81-89	37	624	393	.614
43. Dean Nicholson (Central Wash. 1950) Central Wash. 1965-90	26	620	199	.757
44. Ed Adams (Tuskegee 1934) N.C. Central 1935-36, Tuskegee 37-49, Texas Southern 50-58	24	612	150	.803
45. Dick Reynolds (Otterbein 1965) Otterbein 1973-2007*	35	611	341	.642
46. Jerry Steele (Wake Forest 1961) Guilford 1963-70, High Point 73-2003	39	609	486	.556
47. Jerry Slocum [King's (N.Y.) 1975] Nyack 1976-87, Geneva 1988-96, Gannon 97-2005, Youngstown St. 06-07*	32	601	363	.623
48. Slat's Gill (Oregon St. 1924) Oregon St. 1929-64	36	599	393	.604
49. Tom Davis (Wis.-Platteville 1960) Lafayette 1972-77, Boston College 78-82, Stanford 83-86, Iowa 87-99, Drake 2004-07	32	598	355	.627
50. Abe Lemons (Oklahoma City 1949) Tex.-Pan American 1974-76, Texas 77-82, Oklahoma City 56-73, 84-90	34	597	344	.634
51. John Thompson (Providence 1964) Georgetown 1973-99	27	596	239	.714
52. Guy Lewis (Houston 1947) Houston 1957-86	30	592	279	.680
53. Joe Hutton (Carleton 1924) Hamline 1932-65	34	591	207	.741
54. Glenn Van Wieren (Hope 1964) Hope 1978-2007*	30	590	199	.748
54. Bob Huggins (West Virginia 1977) Walsh 1981-83, Akron 85-89, Cincinnati 90-2005, Kansas St. 07, West Virginia*	25	590	211	.737
54. Dom Rosselli (Geneva 1939) Youngstown St. 1941-42, 47-82	38	590	387	.604
57. Gary Williams (Maryland 1968) American 1979-82, Boston College 83-86, Ohio St. 87-89, Maryland 90-2007*	29	585	328	.641
58. Tom Penders (Connecticut 1967) Tufts 1972-74, Columbia 75-78, Fordham 79-86, Rhode Island 87-88, Texas 89-98, George Washington 99-2001, Houston 05-07*	33	584	400	.593
59. Dan McCarrell (North Park 1961) North Park 1968-84, Minn. St. Mankato 85-2001	34	579	347	.625
60. Dick Whitmore (Bowdoin 1965) Colby 1971-2001, 03-07*	36	577	302	.656
61. Fred Hobdy (Grambling 1949) Grambling 1957-86	30	571	287	.666
61. Homer Drew (William Jewell 1966) Bethel (Ind.) 1977-87, Ind.-South Bend 88, Valparaiso 89-2002, 04-07*	30	571	362	.612
63. Eldon Miller (Wittenberg 1961) Wittenberg 1963-70, Western Mich. 71-76, Ohio St. 77-86, UNI 87-98	36	568	419	.575
64. Davey Whitney (Kentucky St. 1953) Texas Southern 1965-69, Alcorn St. 70-89, 97-2003	32	566	356	.614
65. Gale Catlett (West Virginia 1963) Cincinnati 1973-78, West Virginia 79-2002	30	565	325	.635
66. Rudy Marisa (Penn St. 1956) Waynesburg 1970-2003	34	563	300	.652
66. Gary Colson (Lipscomb 1956) Valdosta St. 1959-68, Pepperdine 69-79, New Mexico 81-88, Fresno St. 91-95	34	563	385	.594
68. John Kresse [St. John's (N.Y.) 1964] Col. of Charleston 1980-2002	23	560	143	.797
69. Charles Chronister (East Stroudsburg 1963) Bloomsburg 1972-2002	31	559	288	.660
70. Tony Hinkle (Chicago 1921) Butler 1927-42, 46-70	41	558	392	.587
71. Ed Douma (Calvin 1973) Alma 1974, Lake Superior St. 75-78, Kent St. 79-82, UNC Greensboro 83-84, Calvin 85-96, Hillsdale 99-2007	32	555	302	.648
71. Bill Knapton (Wis.-La Crosse 1952) Beloit 1958-97	40	555	344	.617
73. Steve Moore (Wittenberg 1974) Muhlenberg 1982-87, Wooster 88-2007*	26	554	173	.762
73. Bob Bessoir (Scranton 1955) Scranton 1973-2001	29	554	263	.678
75. Glenn Wilkes (Mercer 1950) Stetson 1958-93	36	551	436	.558
76. David Hixon (Amherst 1975) Amherst 1978-2007*	30	550	222	.712
77. Frank McGuire [St. John's (N.Y.) 1936] St. John's (N.Y.) 1948-52, North Carolina 53-61, South Carolina 65-80	30	549	236	.699

Coach (Alma Mater), Teams Coached, Tenure					Yrs.	Won	Lost	Pct.	Coach (Alma Mater), Teams Coached, Tenure					Yrs.	Won	Lost	Pct.
77.	Bruce Webster (Rutgers 1959)	Bridgeport 1966-99	34	549	405	.575	102.	Fred Enke (Minnesota 1921)	Louisville 1924-25,	38	523	344	.603				
79.	Mike Montgomery (Long Beach St. 1968)	Montana 1979-86, Stanford 87-2004	26	547	244	.692	103.	Arthur McAfee (Wichita St. 1951)	Lane 1961, Mississippi Val. 62, Lincoln (Mo.) 63, Bishop 64-65, Morehouse 66-2000	40	516	510	.503				
80.	Tom Smith (Valparaiso 1967)	Central Mo. St. 1976-80, Valparaiso 81-88, Mo. Western St. 89-2007*	32	546	367	.598	104.	Rollie Massimino (Vermont 1956)	Stony Brook 1970-71, Villanova 74-92, UNLV 93-94, Cleveland St. 97-2003	30	515	391	.568				
80.	Sam Moir (Appalachian St. 1950)	Catawba 1961-94	34	546	399	.578	105.	Arad McCutchan (Evansville 1934)	Evansville 1947-77	31	514	314	.621				
82.	Jim Burson (Muskingum 1963)	Muskingum 1968-2005	38	543	425	.561	105.	Jim Gudger (Western Caro. 1942)	Western Caro. 1951-69, Tex. A&M-Commerce 70-83	33	514	415	.553				
83.	Chet Kammerer [Grace (Ind.) 1964]	Grace (Ind.) 1966-75, Westmont 76-92	27	542	261	.675	107.	Don DeVoe (Ohio St. 1964)	Virginia Tech 1972-76, Wyoming 77-78, Tennessee 79-89, Florida 90, Navy 93-2004	31	512	387	.568				
84.	Ben Braun (Wisconsin 1975)	Siena Heights 1978-85, Eastern Mich. 86-96, California 97-2007*	30	539	381	.586	108.	Paul Webb (William & Mary 1951)	Randolph-Macon 1957-75, Old Dominion 76-85	29	511	257	.665				
85.	Bob Davis [Georgetown (Ky.) 1950]	High Point 1951-53, Georgetown (Ky.) 54-73, Auburn 74-78	28	538	277	.660	109.	Buzz Levick (Drake 1950)	Wartburg 1966-93	28	510	225	.694				
86.	C. Alan Rowe (Villanova 1953)	Widener 1966-98	33	536	324	.623	109.	Herbert Greene (Auburn 1967)	Aub.-Montgomery 1976-77, Columbus St. 82-2006	27	510	270	.654				
86.	Harry Miller (Eastern N.M. 1951)	Western St. 1953-58, Fresno St. 61-65, Eastern N.M. 66-70, North Texas 71, Wichita St. 72-78, Stephen F. Austin 79-88	34	536	375	.588	109.	Aubrey Bonham (UNI 1927)	Whittier 1938-43, 46-68	29	510	285	.642				
88.	Cliff Ellis (Florida St. 1968)	South Ala. 1976-84, Clemson 85-94, Auburn 95-2004	29	534	337	.613	109.	Mike Neer (Wash. & Lee 1970)	Rochester 1977-2007*	31	510	301	.629				
89.	Larry Hunter (Ohio 1971)	Wittenberg 1977-89, Ohio 90-2001, Western Caro. 06-07*	27	533	261	.671	113.	Nolan Richardson (UTEP 1965)	Tulsa 1981-85, Arkansas 86-2002	22	509	207	.711				
89.	Bill C. Foster (Carson-Newman 1958)	Shorter 1963-67, Charlotte 71-75, Clemson 76-84, Miami (Fla.) 86-90, Virginia Tech 92-97	30	532	325	.621	113.	Don Lane [Union (Ky.) 1965]	Transylvania 1976-2001	26	509	241	.679				
91.	Gene Keady (Kansas St. 1958)	Western Ky. 1979-80, Purdue 81-2005	27	531	306	.634	113.	C.M. Newton (Kentucky 1952)	Transylvania 1956-64, 66-68, Alabama 69-80, Vanderbilt 82-89	32	509	375	.576				
92.	Pat Douglass (Pacific 1972)	Mont. St.-Billings 1982-87, Cal St. Bakersfield 88-97, UC Irvine 98-2007*	26	529	257	.673	116.	Hec Edmundson (Idaho 1909)	Idaho 1917-18, Washington 21-47	29	508	204	.713				
93.	Richard Schmidt (Western Ky. 1964)	Vanderbilt 1980-81, Tampa 84-2007*	26	527	236	.691	116.	Mike Turner (Albion 1969)	Albion 1975-2007*	33	508	313	.619				
94.	Lou Carnesecca [St. John's (N.Y.) 1946]	St. John's (N.Y.) 1966-70, 74-92	24	526	200	.725	118.	Leo Nicholson (Washington 1925)	Central Wash. 1930-43, 46-64	33	505	281	.642				
94.	Dave Bliss (Cornell 1965)	Oklahoma 1976-80, Southern Methodist 81-88, New Mexico 89-99, Baylor 2000-03	28	526	328	.616	118.	Gerald Stockton (Oklahoma St. 1953)	Sul Ross St. 1967-68, Midwestern St. 71-94	26	505	363	.582				
96.	Bo Ryan (Wilkes 1969)	Wis.-Platteville 1985-99, Milwaukee 2000-01, Wisconsin 02-07*	23	525	158	.769	120.	Harold Anderson (Otterbein 1924)	Toledo 1935-42, Bowling Green 43-63	29	504	226	.690				
96.	Pete Carril (Lafayette 1952)	Lehigh 1967, Princeton 68-96	30	525	273	.658	121.	Jerry Welsh (Ithaca 1958)	Potsdam St. 1969, 71-91, Iona 92-95	26	502	205	.710				
96.	Gene Mehaffey (Southern Methodist 1954)	Carson-Newman 1968-78, Ohio Wesleyan 80-99	31	525	384	.578	122.	David Boots (Augsburg 1979)	Augsburg 1983-88, South Dakota 89-2007*	25	501	212	.703				
99.	Roy Williams (North Carolina 1972)	Kansas 1989-2003, North Carolina 04-07*	19	524	131	.800	122.	Randy Lambert (Maryville (Tenn.) 1976)	Maryville (Tenn.) 1981-2007*	27	501	222	.693				
99.	Tom Young (Maryland 1958)	Catholic 1959-67, American 70-73, Rutgers 74-85, Old Dominion 86-91	31	524	328	.615	122.	Ed Martin (N.C. A&T 1951)	South Carolina St. 1956-68, Tennessee St. 69-85	30	501	254	.664				
99.	Ben Jobe (Fisk 1956)	Talladega 1965-67, Alabama St. 68, South Carolina St. 69-73, Denver 79-80, Alabama A&M 83-86, Tuskegee 97-2000, Southern U. 1987-96, 2002-03	31	524	333	.611	122.	Bobby Vaughan (Virginia St. 1948)	Elizabeth City St. 1952-66, 68-86	34	501	363	.580				
							126.	Cal Luther (Valparaiso 1951)	DePauw 1955-58, Murray St. 59-74, Longwood 82-90, Tenn.-Martin 91-99, Bethel (Tenn.) 2000	39	500	489	.506				

*active

COACHING RECORDS

Division I Coaching Records

Winningest Active Coaches

(Minimum five years as a Division I head coach; includes record at four-year U.S. colleges only.)

BY PERCENTAGE

No.	Coach	Team	Yrs.	Won	Lost	Pct.
1.	Mark Few	Gonzaga	8	211	52	.802
2.	Roy Williams	North Carolina	19	524	131	.800
3.	Bruce Pearl	Tennessee	15	363	103	.779
4.	Thad Matta	Ohio St.	7	183	53	.775
5.	Bo Ryan	Wisconsin	23	525	158	.769
6.	Mike Krzyzewski	Duke	32	775	261	.748
7.	Rick Majerus	St. Louis	20	422	147	.742
8.	Jim Boeheim	Syracuse	31	750	264	.740
9.	Bob Huggins	West Virginia	25	590	211	.737
10.	Lute Olson	Arizona	34	780	280	.736
11.	John Calipari	Memphis	15	370	133	.736
12.	Rick Pitino	Louisville	21	494	182	.731
13.	Tubby Smith	Minnesota	16	387	145	.727
14.	Bruce Weber	Illinois	9	215	82	.724
15.	Bob Knight	Texas Tech	41	890	363	.710
16.	Billy Donovan	Florida	13	296	123	.706

No.	Coach	Team	Yrs.	Won	Lost	Pct.
17.	Gregg Marshall	Wichita St.	9	194	83	.700
18.	Bill Self	Kansas	14	312	134	.700
19.	Danny Kaspar	Stephen F. Austin	16	327	142	.697
20.	Tom Izzo	Michigan St.	12	278	121	.697
21.	Jim Calhoun	Connecticut	35	750	328	.696
22.	Todd Lickliter	Iowa	6	131	61	.682
23.	Roger Reid	Southern Utah	7	151	71	.680
24.	Brad Brownell	Wright St.	5	106	50	.679
25.	Jim Christen	Kent St.	5	109	52	.677
26.	Pat Douglass	UC Irvine	26	529	257	.673
27.	Larry Hunter	Western Caro.	27	533	261	.671
28.	Stew Morrill	Utah St.	21	431	213	.669
29.	Mike Anderson	Missouri	5	107	53	.669
30.	John Thompson III	Georgetown	7	140	72	.660
31.	Blaine Taylor	Old Dominion	13	259	134	.659
32.	Tom Crean	Marquette	8	165	86	.657
33.	Mark Gottfried	Alabama	12	250	131	.656
34.	L. Vann Pettaway	Alabama A&M	21	407	214	.655
35.	Rick Barnes	Texas	20	418	220	.655
36.	Jeff Price	Ga. Southern	14	271	143	.655
37.	Mike Brey	Notre Dame	12	241	130	.650
38.	Ben Howland	UCLA	13	259	140	.649
39.	Tim Floyd	Southern California	14	285	155	.648
40.	Keith Dambrot	Akron	9	176	97	.645

No.	Coach	Team	Yrs.	Won	Lost	Pct.
41.	Kelvin Sampson	Indiana	24	477	267	.641
42.	Gary Williams	Maryland	29	585	328	.641
43.	Fran Dunphy	Temple	18	322	181	.640
44.	Rick Stansbury	Mississippi St.	9	185	104	.640
45.	Rick Byrd	Belmont	26	516	294	.637
46.	Karl Hobbs	George Washington	6	114	65	.637
47.	Mack McCarthy	East Caro.	16	309	177	.636
48.	Bobby Lutz	Charlotte	18	348	201	.634
49.	John Beilein	Michigan	25	476	275	.634
50.	Phil Martelli	St. Joseph's	12	240	139	.633
51.	Billy Gillispie	Kentucky	5	100	58	.633
52.	Jeff Capel III	Oklahoma	5	95	56	.629
53.	Steve Alford	New Mexico	16	308	183	.627
54.	John Giannini	La Salle	18	331	198	.626
55.	Greg McDermott	Iowa St.	13	236	143	.623
56.	Dana Altman	Creighton	18	343	208	.623
57.	Greg Jackson	Delaware St.	16	281	173	.619
58.	Jay Wright	Villanova	13	248	155	.615
59.	Cliff Ellis	Coastal Caro.	29	534	337	.613
60.	Paul Hewitt	Georgia Tech	10	193	122	.613

No.	Coach	Team	Yrs.	Won	Lost	Pct.
61.	Homer Drew	Valparaiso	30	571	362	.612
62.	Kevin Stallings	Vanderbilt	14	267	171	.610
63.	Pat Flannery	Bucknell	18	315	203	.608
64.	Larry Eustachy	Southern Miss.	16	301	194	.608
65.	Bob Marlin	Sam Houston St.	9	159	103	.607
66.	Bobby Gonzalez	Seton Hall	8	142	93	.604
67.	Barry Hinson	Missouri St.	10	188	124	.603
68.	Dave Odom	South Carolina	21	391	261	.600

(Coaches with fewer than five years as a Division I head coach; includes record at four-year U.S. colleges only.)

No.	Coach	Team	Yrs.	Won	Lost	Pct.
1.	Mike Lonergan	Vermont	14	289	113	.719
2.	Bart Lundy	High Point	9	185	92	.668
3.	Tony Shaver	William & Mary	21	396	198	.667
4.	Ken Bone	Portland St.	15	288	147	.662
5.	Jim Yarbrough	Southeastern La.	7	129	68	.655
6.	Jerry Slocum	Youngstown St.	32	601	363	.623
7.	Tim Miles	Colorado St.	12	212	132	.616

BY VICTORIES

No.	Coach, Team	Won
1.	Bob Knight, Texas Tech	890
2.	Lute Olson, Arizona	780
3.	Mike Krzyzewski, Duke	775
4.	Jim Boeheim, Syracuse	750
4.	Jim Calhoun, Connecticut	750
6.	Bob Huggins, West Virginia	590
7.	Gary Williams, Maryland	585
8.	Tom Penders, Houston	584
9.	Homer Drew, Valparaiso	571
10.	Ben Braun, California	539
11.	Cliff Ellis, Coastal Caro.	534
12.	Larry Hunter, Western Caro.	533
13.	Pat Douglass, UC Irvine	529
14.	Bo Ryan, Wisconsin	525
15.	Roy Williams, North Carolina	524
16.	Rick Byrd, Belmont	516
17.	Rick Pitino, Louisville	494
18.	Kelvin Sampson, Indiana	477
19.	John Beilein, Michigan	476
19.	Bobby Cremins, Col. of Charleston	476
21.	Pat Kennedy, Towson	448
22.	Dave Bike, Sacred Heart	445
23.	Stew Morrill, Utah St.	431
24.	Rick Majerus, St. Louis	422
25.	Don Maestri, Troy	421
26.	Rick Barnes, Texas	418
27.	L. Vann Pettaway, Alabama A&M	407

No.	Coach, Team	Won
28.	Mike Deane, Wagner	392
28.	Tom Green, Fairleigh Dickinson	392
30.	Dave Odom, South Carolina	391
31.	Tubby Smith, Minnesota	387
32.	Lon Kruger, UNLV	382
33.	Jim Larranaga, George Mason	381
34.	Greg Kampe, Oakland	377
35.	Bob Thomason, Pacific	375
36.	John Calipari, Memphis	370
37.	Bruce Pearl, Tennessee	363
38.	Rick Scruggs, Gardner-Webb	362
39.	Dave Loos, Austin Peay	353
40.	Bobby Lutz, Charlotte	348
41.	Dana Altman, Creighton	343
42.	Fang Mitchell, Coppin St.	342
43.	Al Skinner, Boston College	334
44.	Rob Spivery, Southern U.	333
45.	John Giannini, La Salle	331
46.	Jim Crews, Army	328
47.	Danny Kaspar, Stephen F. Austin	327
48.	Oliver Purnell, Clemson	326
49.	Bob Williams, UC Santa Barbara	325
50.	Fran Dunphy, Temple	322
50.	Cy Alexander, Tennessee St.	322
52.	Pat Flannery, Bucknell	315
53.	Bill Self, Kansas	312
54.	Bob McKillop, Davidson	311
54.	Jim Wooldridge, UC Riverside	311

No.	Coach, Team	Won
56.	Steve Alford, New Mexico	308
57.	Ralph Willard, Holy Cross	303
58.	Larry Eustachy, Southern Miss.	301
59.	Billy Donovan, Florida	296
60.	Jim Baron, Rhode Island	292
61.	Mike Dement, UNC Greensboro	290
62.	Leonard Hamilton, Florida St.	287
63.	Tim Floyd, Southern California	285
63.	Charlie Coles, Miami (Ohio)	285
65.	Ernie Kent, Oregon	283
66.	Greg Jackson, Delaware St.	281
67.	Seth Greenberg, Virginia Tech	280
68.	Tom Izzo, Michigan St.	278
69.	John Brady, LSU	273
70.	Jeff Price, Ga. Southern	271
71.	Kevin Stallings, Vanderbilt	267
72.	Herb Sendek, Arizona St.	262
73.	Blaine Taylor, Old Dominion	259
73.	Ben Howland, UCLA	259
73.	Bill Herrion, New Hampshire	259
76.	Perry Watson, Detroit	254
77.	Mark Gottfried, Alabama	250
77.	Perry Clark, A&M-Corpus Christi	250
79.	Jeff Jones, American	249
80.	Jay Wright, Villanova	248
80.	Ronnie Arrow, South Ala.	248
82.	Dennis Wolff, Boston U.	246
83.	Mike Brey, Notre Dame	241

No.	Coach, Team	Won
84.	Phil Martelli, St. Joseph's	240
85.	Greg McDermott, Iowa St.	236
85.	Steve Fisher, San Diego St.	236
87.	Al Walker, Binghamton	234
88.	Kirk Speraw, UCF	231
89.	Jerry Wainwright, DePaul	217
90.	Bruce Weber, Illinois	215
90.	Tim Welsh, Providence	215
90.	Willis Wilson, Rice	215
93.	Mark Few, Gonzaga	211
94.	Glen Miller, Penn.	210
95.	Ron Hunter, IUPUI	206

(Coaches with fewer than five years as a Division I head coach; includes record at four-year U.S. colleges only.)

No.	Coach, Team	Won
1.	Jerry Slocum, Youngstown St.	601
2.	Tony Shaver, William & Mary	396
3.	Jim Whitesell, Loyola (Ill.)	331
4.	George Pfeifer, Idaho	300
5.	Mike Lonergan, Vermont	289
6.	Ken Bone, Portland St.	288
7.	Steve Hawkins, Western Mich.	213
8.	Tim Miles, Colorado St.	212

Winningest Coaches All-Time

(Minimum 10 head coaching seasons in Division I)

BY PERCENTAGE

Coach, team coached & tenure	Yrs.	Won	Lost	Pct.
1. Clair Bee, Rider 1929-31, Long Island 1932-43, 46-51	21	412	87	.826
2. Adolph Rupp, Kentucky 1931-52, 54-72	41	876	190	.822
3. John Wooden, Indiana St. 1947-48, UCLA 49-75	29	664	162	.804
4. Roy Williams, Kansas 1989-2003, North Carolina 04-07*	19	524	131	.800
5. John Kresse, Col. of Charleston 1980-02	23	560	143	.797
6. Jerry Tarkanian, Long Beach St. 1969-73, UNLV 74-92, Fresno St. 96-2002	31	729	201	.784
7. Francis Schmidt, Tulsa 1916-17, 19-22, Arkansas 24-29, TCU 30-34	17	258	72	.782
8. Dean Smith, North Carolina 1962-97	36	879	254	.776
9. George Keogan, Wis.-Superior 1913-14, St. Louis 16, St. Thomas (Minn.) 18, Allegheny 19, Valparaiso 20-21, Notre Dame 24-43 #	27	414	127	.765
10. Jack Ramsay, St. Joseph's 1956-66	11	231	71	.765
11. Frank Keane, Rhode Island 1921-48	28	401	124	.764
12. Vic Bubas, Duke 1960-69	10	213	67	.761

Coach, team coached & tenure	Yrs.	Won	Lost	Pct.
13. Harry Fisher, Fordham 1905, Columbia 1907-16, St. John's (N.Y.) 1910, Army 07, 22-23, 25	16	189	60	.759
14. Mike Krzyzewski, Army 1976-80, Duke 81-2007*	32	775	261	.748
15. Fred Bennion, BYU 1909-10, Utah 11-14, Montana St. 15-19	11	95	32	.748
16. Chick Davies, Duquesne 1925-43, 47-48	21	314	106	.748
17. Ray Mears, Wittenberg 1957-62, Tennessee 63-77	21	399	135	.747
18. Edward McNichol, Pennsylvania 1921-30	10	186	63	.747
19. Rick Majerus, Marquette 1984-86, Ball St. 88-89, Utah 1990-2004, St. Louis*	20	422	147	.742
20. Al McGuire, Belmont Abbey 1958-64, Marquette 65-77	20	406	142	.741
21. Jim Boeheim, Syracuse 1977-2007*	31	750	264	.740
22. Phog Allen, Baker 1906-08, Haskell 09, Central Mo. St. 13-19, Kansas 08-09, 20-56	50	746	264	.739
23. Everett Case, North Carolina St. 1947-65	19	377	134	.738
24. Bob Huggins, Walsh 1981-83, Akron 85-89, Cincinnati 90-2005, Kansas St. 07, West Virginia*	25	590	211	.737
25. Lute Olson, Long Beach St. 1974, Iowa 75-83, Arizona 84-2007*	34	780	280	.736
26. Arthur Schabinger, Ottawa 1917-20, Emporia St. 21-22, Creighton 23-35	19	245	88	.736
27. John Calipari, Massachusetts 1989-96, Memphis 2001-07*	15	370	133	.736
28. G. Ott Romney, Montana St. 1923-28, BYU 29-35	13	283	102	.735

Coach, team coached & tenure	Yrs.	Won	Lost	Pct.
29. Doc Meanwell, Wisconsin 1912-17, Missouri 18, Wisconsin 21-34	22	280	101	.735
30. Rick Pitino, Boston U. 1979-83, Providence 86-87, Kentucky 90-97, Louisville 2002-07*	21	494	182	.731
31. Henry Lannigan, Virginia 1906-29 #	24	254	95	.727
32. Tubby Smith, Tulsa 1992-95, Georgia 96-97, Kentucky 98-2007, Minnesota*	16	387	145	.727
33. Lew Andreas, Syracuse 1925-50	25	358	135	.726
34. Lou Carnesecca, St. John's (N.Y.) 1966-70, 74-92	24	526	200	.725
35. Fred Schaus, West Virginia 1955-60, Purdue 1973-78 ..	12	251	96	.723
36. James Usilton, Temple 1927-39	13	205	79	.722
37. Cam Henderson, Muskingum 1920-23, Davis & Elkins 24-35, Marshall 36-55	36	630	243	.722
38. Joe Lapchick, St. John's (N.Y.) 1937-47, 57-65	20	334	130	.720
39. Edmund Dollard, Syracuse 1912-24	13	151	59	.719
40. Hugh Greer, Connecticut 1947-63	17	286	112	.719
41. Eddie Sutton, Creighton 1970-74, Arkansas 75-85, Kentucky 86-89, Oklahoma St. 91-2006	36	798	315	.717
42. Duddy Moore, Duquesne 1949-58, La Salle 59-63	15	270	107	.716
43. Ed Diddle, Western Ky. 1923-64	42	759	302	.715
44. Tom Blackburn, Dayton 1948-64	17	352	141	.714
45. John Lawther, Westminster (Pa.) 1927-36, Penn St. 37-49	23	317	127	.714
46. John Thompson, Georgetown 1973-99	27	596	239	.714
47. Lee Rose, Pennsylvania 1965-65, 69-75, Charlotte 76-78, Purdue 79-80, South Fla. 81-86	19	384	154	.714
48. Hec Edmundson, Idaho 1917-18, Washington 21-47 ...	29	508	204	.713
49. Nolan Richardson, Tulsa 1981-85, Arkansas 86-2002 ...	22	509	207	.711
50. Edward Kelleher, St. John's (N.Y.) 1922, Fordham 23-34, 39-43, Army 44-45	19	258	105	.711
51. Bob Knight, Army 1966-71, Indiana 72-2000, Texas Tech 02-07*	41	890	363	.710
52. Piggy Lambert, Purdue 1917-17, 19-46	29	371	152	.709
53. Pat Page, Chicago 1912-20, Butler 21-26	15	257	106	.708
54. Peck Hickman, Louisville 1945-67	23	443	183	.708
55. Billy Donovan, Marshall 1995-96, Florida 97-2007*	13	296	123	.706
56. Joe B. Hall, Regis (Colo.) 1960-64, Central Mo. St. 65, Kentucky 73-85	19	373	156	.705
57. John Chaney, Cheyney 1973-82, Temple 83-2006	34	741	312	.704
58. Harlan Dykes, Santa Clara 1927-35, St. Mary's (Cal.) 38-39	11	147	63	.700
59. Bill Self, Oral Roberts 1994-97, Tulsa 98-2000, Illinois 01-03, Kansas 04-07*	14	312	134	.700
60. Frank McGuire, St. John's (N.Y.) 1948-52, North Carolina 53-61, South Carolina 65-80	30	549	236	.699
61. Bennie Owen, Oklahoma 1909-21	13	113	49	.698
62. Tom Izzo, Michigan St. 1996-2007*	12	278	121	.697
63. E.C. Hayes, Mississippi St. 1912-24	12	124	54	.697
64. Boyd Grant, Fresno St. 1978-86, Colorado St. 88-91	13	275	120	.696
65. Denny Crum, Louisville 1972-01	30	675	295	.696
66. Douglas R. Mills, Illinois 1937-47	11	151	66	.696
67. Jim Calhoun, Northeastern 1973-86, Connecticut 87-2007*	35	750	328	.696
68. Honey Russell, Seton Hall 1937-43, Manhattan 46, Seton Hall 50-60	19	310	137	.694
69. Henry Iba, Northwest Mo. St. 1930-33, Colorado 34, Oklahoma St. 35-70	41	764	339	.693
70. Eddie M. Cameron, Wash. & Lee 1925, Duke 29-42	15	234	104	.692
71. Larry Weise, St. Bonaventure 1962-73	12	202	90	.692
72. Mike Montgomery, Montana 1979-86, Stanford 87-04 ..	26	547	244	.692
73. Gene Smithson, Illinois St. 1976-78, Wichita St. 79-86 ..	11	221	99	.691
74. Zora Clevenger, Indiana 1905-06, Tennessee 12-16, Kansas St. 17-20	11	116	52	.690
75. Harold Anderson, Toledo 1935-42, Bowling Green 43-63 ..	29	504	226	.690
76. Nat Holman, CCONY 1920-52, 55-56, 59-60	37	423	190	.690
77. Ralph R. Jones, Butler 1904, Wabash 05-09, Purdue 10-12, Illinois 13-20, Lake Forest 34-39, 46	24	232	106	.686
78. John R. Wilson, Navy 1927-46	20	204	94	.685
79. Herman Stegeman, Georgia 1920-31	12	170	79	.683
80. Dana Kirk, Tampa 1967-71, Va. Commonwealth 77-79, Memphis 80-86	15	281	131	.682
81. Guy Lewis, Houston 1957-86	30	592	279	.680
82. John Oldham, Tennessee Tech 1956-64, Western Ky. 65-71	16	260	123	.679
83. Harry Combes, Illinois 1948-67	20	316	150	.678
84. Digger Phelps, Fordham 1971, Notre Dame 72-91	21	419	200	.677
85. Bob King, New Mexico 1963-72, Indiana St. 76-78	13	236	113	.676
86. Buck Read, Western Mich. 1922-49	28	358	173	.674
87. Jack Gardner, Kansas St. 1940-42, 47-53, Utah 54-71 ...	28	486	235	.674
88. Leo Novak, Army 1927-39	13	126	61	.674
89. J.R. Crozier, Wake Forest 1906-17	12	95	46	.674
90. Roy Skinner, Vanderbilt 1959-59, 62-76	16	278	135	.673
91. Pat Douglass, Mont. St.-Billings 1982-87, Cal St. Bakersfield 88-97, UC Irvine 98-2007*	26	529	257	.673
92. Thomas Haggerty, DePaul 1937-40, Loyola (Ill.) 46-50, Loyola (La.) 51-53	12	224	109	.673
93. Alex Severence, Villanova 1937-61	25	413	201	.673

Coach, team coached & tenure	Yrs.	Won	Lost	Pct.
94. Ray Meyer, DePaul 1943-84	42	724	354	.672
95. Larry Hunter, Wittenberg 1977-89, Ohio 90-2001, Western Caro. 06-07*	27	533	261	.671
96. Don Haskins, UTEP 1962-99	38	719	353	.671
97. Dutch Hermann, Penn St. 1916-17, 20-32	15	148	73	.670
98. Don Corbett, Lincoln (Mo.) 1972-79, N.C. A&T 80-93	22	413	204	.669
99. Ozzie Cowles, Carleton 1925-30, Wis.-River Falls 33-36, Dartmouth 37-43, 45-46, Michigan 47-48, Minnesota 49-59	32	421	208	.669
100. Stew Morrill, Montana 1987-91, Colorado St. 92-98, Utah St. 99-2007*	21	431	213	.669
101. Jim Harrick, Pepperdine 1980-88, UCLA 89-96, Rhode Island 98-99, Georgia 2000-03	23	470	233	.669
102. Neil Cohalan, Manhattan 1930-42	13	165	82	.668
103. Charles Moir, Roanoke 1968-73, Tulane 74-76, Virginia Tech 77-87	20	392	196	.667
103. Jack Gray, Texas 1937-42, 46-51	12	194	97	.667
105. Neil McCarthy, Weber St. 1975-85, New Mexico St. 86-97	22	431	216	.666
106. Lefty Driesell, Davidson 1961-69, Maryland 70-86, James Madison 89-97, Georgia St. 98-2003	41	786	394	.666
107. Harold Bradley, Hartwick 1948-50, Duke 51-59, Texas 60-67	20	337	169	.666
108. Skip Prosser, Loyola (Md.) 1994, Xavier 95-2001, Wake Forest 02-07	14	291	146	.666
109. Wimp Sanderson, Alabama 1981-92, Ark.-Little Rock 95-99	17	350	176	.665
110. Hank Crisp, Alabama 1924-42, 46-46	20	264	133	.665
111. Edward J. Stewart, Mount Union 1908, Purdue 09, Oregon St. 12-16, Nebraska 17-19, Texas 24-27, UTEP 28	15	193	98	.663
112. Branch McCracken, Ball St. 1931-38, Indiana 39-43, 47-65	32	450	231	.661
113. Norm Stewart, Northern Iowa 1962-67, Missouri 68-99	38	728	374	.661
114. W.O. Hamilton, William Jewell 1899-1900, 07-08, Kansas 10-19	14	144	74	.661
115. Dave Gavitt, Dartmouth 1968-69, Providence 70-79	12	227	117	.660
116. Terry Holland, Davidson 1970-74, Virginia 75-90	21	418	216	.659
117. Blaine Taylor, Montana 1992-98, Old Dominion 2002-07* ..	13	259	134	.659
118. Harry Litwack, Temple 1953-73	21	373	193	.659
119. Pete Carril, Lehigh 1967, Princeton 68-96	30	525	273	.658
120. Mike Gottfried, Murray St. 1996-98, Alabama 99-2007* ..	12	250	131	.656
121. Louis Cooke, Minnesota 1898-1924 #	27	242	127	.655
122. Pete Newell, San Francisco 1947-50, Michigan St. 51-54, California 55-60	14	234	123	.655
123. Rick Barnes, George Mason 1988, Providence 89-94, Clemson 95-98, Texas 99-2007*	20	418	220	.655
124. Dick Tarrant, Richmond 1982-93	12	239	126	.655
125. Lou Henson, Hardin-Simmons 1963-66, Illinois 76-96, New Mexico St. 67-75, 1998-2005	41	779	412	.654
126. Billy Tubbs, Southwestern (Tex.) 1972-73, Lamar 77-80, Oklahoma 81-94, TCU 95-2002, Lamar 04-06	31	641	340	.653
127. Fred Taylor, Ohio St. 1959-76	18	297	158	.653
128. Jack Hartman, Southern Ill. 1963-70, Kansas St. 71-86 ..	24	437	233	.652
129. Paul Evans, St. Lawrence 1974-80, Navy 81-86, Pittsburgh 87-94	21	390	208	.652
130. Eddie Hickey, Creighton 1936-43, 47, St. Louis 48-58, Marquette 59-64	26	433	231	.652
131. George King, Charleston (W.Va.) 1957, West Virginia 61-65, Purdue 66-72	13	223	119	.652
132. Leonard Palmer, CCONY 1907-16	10	71	38	.651
133. J. Craig Ruby, Missouri 1921-22, Illinois 23-36	16	181	97	.651
134. John Kraft, Villanova 1962-73, Rhode Island 74-81	20	341	183	.651
135. Mike Brey, Delaware 1996-2000, Notre Dame 01-07* ...	12	241	130	.650

*active; # ties included in calculating the winning percentages for: George Keogan 3 ties, Henry Lannigan 1 and Louis Cooke 1.

BY VICTORIES
(Minimum 10 head coaching seasons in Division I)

Coach	Wins
1. Bob Knight*	890
2. Dean Smith	879
3. Adolph Rupp	876
4. Jim Phelan, Mt. St. Mary's 1955-2003	830
5. Eddie Sutton	798
6. Lefty Driesell	786
7. Lute Olson*	780
8. Lou Henson	779
9. Mike Krzyzewski*	775
10. Henry Iba	764
11. Ed Diddle	759
12. Jim Boeheim*	750
12. Jim Calhoun*	750
14. Phog Allen	746
15. John Chaney	741
16. Jerry Tarkanian	729

COACHING RECORDS

Coach	Wins
17. Norm Stewart.....	728
18. Ray Meyer.....	724
19. Don Haskins.....	719
20. Denny Crum.....	675
21. John Wooden.....	664
22. Ralph Miller, Wichita St. 1952-64, Iowa 65-70, Oregon St. 71-89.....	657
23. Gene Bartow, Central Mo. St. 1962-64, Valparaiso 65-70, Memphis 71-74, Illinois 75, UCLA 76-77, UAB 79-96.....	647
24. Billy Tubbs.....	641
25. Marv Harshman, Pacific Lutheran 1946-58, Washington St. 59-71, Washington 72-85.....	637
26. Hugh Durham, Florida St. 1967-78, Georgia 79-95, Jacksonville 98-2005.....	633
27. Cam Henderson.....	630
28. Norm Sloan, Presbyterian 1952-55, Citadel 57-60, Florida 61-66, North Carolina St. 67-80, Florida 81-89.....	624
29. Slats Gill, Oregon St. 1929-64.....	599
30. Tom Davis, Lafayette 1972-77, Boston College 78-82, Stanford 83-86, Iowa 87-99, Drake 2004-07.....	598
31. Abe Lemons, Tex.-Pan American 1974-76, Texas 77-82, Oklahoma City 56-73, 84-90.....	597
32. John Thompson.....	596
33. Guy Lewis.....	592
34. Bob Huggins*.....	590
35. Gary Williams, American 1979-82, Boston College 83-86, Ohio St. 87-89, Maryland 90-2007*.....	585
36. Tom Penders, Tufts 1972-74, Columbia 75-78, Fordham 79-86, Rhode Island 87-88, Texas 89-98, George Washington 99-2001, Houston 05-07*.....	584
37. Homer Drew, Bethel (Ind.) 1977-87, Ind.-South Bend 88, Valparaiso 89-2002, 04-07*.....	571
38. Eldon Miller, Wittenberg 1963-70, Western Mich. 71-76, Ohio St. 77-86, Northern Iowa 87-98.....	568
39. Davey L. Whitney, Texas Southern 1965-69, Alcorn St. 70-89, 97-2003.....	566
40. Gale Catlett, Cincinnati 1973-78, West Virginia 79-2002.....	565
41. Gary Colson, Valdosta St. 1959-68, Pepperdine 69-79, New Mexico 81-88, Fresno St. 91-95.....	563
42. John Kresse.....	560
43. Tony Hinkle, Butler 1927-42, 46-70.....	558
44. Glenn Wilkes, Stetson 1958-93.....	551
45. Frank McGuire.....	549
46. Mike Montgomery.....	547
47. Ben Braun, Siena Heights 1978-85, Eastern Mich. 86-96, California 97-2007*.....	539
48. Cliff Ellis, South Ala. 1976-84, Clemson 85-94, Auburn 95-2004, Coastal Caro.*.....	534
48. Harry Miller, Western St. 1953-58, Fresno St. 61-65, Eastern N.M. 66-70, North Texas 71, Wichita St. 72-78, Stephen F. Austin 79-88.....	534
50. Larry Hunter*.....	533
51. Bill C. Foster, Shorter 1963-67, Charlotte 71-75, Clemson 76-84, Miami (Fla.) 86-90, Virginia Tech 92-97.....	532
52. Gene Keady, Western Ky. 1979-80, Purdue 81-2005.....	531
53. Pat Douglass*.....	529
54. Dave Bliss, Oklahoma 1976-80, Southern Methodist 81-88, New Mexico 89-99, Baylor 2000-03.....	526
54. Lou Carnesecca.....	526
56. Pete Carril.....	525
57. Ben Jobe, Talladega 1965-67, Alabama St. 68, South Carolina St. 69-73, Denver 79-80, Alabama A&M 83-86, Southern U. 87-96, Tuskegee 97-2000, Southern U. 02-03.....	524
57. Roy Williams*.....	524
57. Tom Young, Catholic 1959-67, American 70-73, Rutgers 74-85, Old Dominion 86-91.....	524
60. Fred Enke, Louisville 1924-25, Arizona 26-61.....	523
61. Rollie Massimino, Stony Brook 1970-71, Villanova 74-92, UNLV 93-94, Cleveland St. 97-2003.....	515
62. Don DeVoe, Virginia Tech 1972-76, Wyoming 77-78, Tennessee 79-89, Florida 90, Navy 93-2004.....	512
63. C.M. Newton, Transylvania 1956-64, 66-68, Alabama 69-80, Vanderbilt 82-89.....	509
63. Nolan Richardson.....	509
65. Hec Edmundson.....	508
66. Harold Anderson.....	504
67. Cal Luther, DePauw 1955-58, Murray St. 59-74, Longwood 82-90, Tenn.-Martin 91-99, Bethel (Tenn.) 2000.....	500
68. Bill Reinhart, Oregon 1924-35, George Washington 36-42, 50-66.....	499
69. Jack Friel, Washington St. 1929-58.....	495
69. Everett Shelton, Phillips (Okla.) 1924-26, Wyoming 40-43, 45-59, Sacramento St. 60-68.....	495
69. Ned Wulk, Xavier 1952-57, Arizona St. 58-82.....	495
72. Rick Pitino*.....	494
73. Dick Bennett, Wis.-Stevens Point 1977-85, Green Bay 86-95, Wisconsin 96-2001, Washington St. 04-07*.....	490
74. Jack Gardner.....	486
75. Bob Hallberg, St. Xavier 1972-77, Chicago St. 78-87, Ill.-Chicago 88-96.....	485
76. Butch van Breda Kolff, Princeton 1963-67, New Orleans 78-79, Lafayette 52-55, 85-88, Hofstra 56-62, 89-94.....	482

Coach	Wins
77. Kelvin Sampson, Montana Tech 1982-85, Washington St. 88-94, Oklahoma 95-2006, Indiana 07*.....	477
78. John Beilein, Nazareth 1983, Le Moyne 84-92, Canisius 93-97, Richmond 98-2002, West Virginia 03-07, Michigan*.....	476
78. Bobby Cremins, Appalachian St. 1976-81, Georgia Tech 82-2000, Col. of Charleston 07*.....	476
80. Jim Harrick.....	470
81. Bill E. Foster, Bloomsburg 1961-63, Rutgers 64-71, Utah 72-74, Duke 75-80, South Carolina 81-86, Northwestern 87-93.....	467
82. Johnny Orr, Massachusetts 1964-66, Michigan 69-80, Iowa St. 81-94.....	466
83. Taps Gallagher, Niagara 1932-43, 47-65.....	465
84. George Blaney, Stonehill 1968-69, Dartmouth 70-72, Holy Cross 73-94, Seton Hall 95-97.....	460
85. Tex Winter, Marquette 1952-53, Kansas St. 54-68, Washington 69-71, Northwestern 74-78, Long Beach St. 79-83.....	453
86. Gene Iba, Houston Baptist 1978-85, Baylor 86-92, Pittsburg St. 96-2007*.....	450
86. Branch McCracken.....	450
88. Nibs Price, California 1925-54.....	449
89. Dale Brown, LSU 1973-97.....	448
89. Pat Kennedy, Iona 1981-86, Florida St. 87-97, DePaul 98-2002, Montana 03-04, Towson 05-07*.....	448
91. Peck Hickman.....	443
91. Shelby Metcalf, Texas A&M 1964-90.....	443
93. Don Donohoe, Dayton 1965-89.....	437
93. Jack Hartman.....	437
95. Eddie S. Hickey.....	433
96. Neil McCarthy.....	431
96. Stew Morrill*.....	431
98. Nat Holman.....	423
99. Rick Majerus*.....	422
100. Ozzie Cowles.....	421
100. Don Maestri, Troy 1983-2007*.....	421
102. Murray Arnold, Birmingham-So. 1971-78, Chattanooga 80-85, Western Ky. 87-90, Stetson 98-2001.....	420
103. Digger Phelps.....	419
104. Rick Barnes*.....	418
104. Sam Barry, Knox 1919-22, Iowa 23-29, Southern California 30-50.....	418
104. Jud Heathcote, Montana 1972-76, Michigan St. 77-95.....	418
104. Terry Holland.....	418
108. Frank J. Hill, Seton Hall 1912-18, 20-36, Rutgers 1916-43.....	415
109. George Keogan.....	414
110. Don Corbett.....	413
110. Alex Severence.....	413
112. Clair Bee.....	412
113. Howard Cann, New York U. 1924-58.....	409
113. Danny Nee, Ohio 1981-86, Nebraska 87-2000, Robert Morris 01, Duquesne 02-07*.....	409
115. Al McGuire.....	406
116. Howard Hobson, Southern Ore. 1933-35, Oregon 36-44, 46-47, Yale 48-56.....	401
116. Frank Keaney.....	401
116. Mike Vining, La.-Monroe 1982-2005.....	401

*active.

Division I Active Coaches Listed by School

Coach	School	Yrs.	Won	Lost	Pct.
Perry Clark.....	A&M-Corpus Chris.....	15	250	199	.557
Jeff Reynolds.....	Air Force.....	4	82	34	.707
Keith Dambrot.....	Akron.....	9	176	97	.645
Mark Gottfried.....	Alabama.....	12	250	131	.656
L. Vann Pettaway.....	Alabama A&M.....	21	407	214	.655
Lewis Jackson.....	Alabama St.....	2	22	38	.367
Will Brown.....	Albany (N.Y.).....	6	76	93	.450
Samuel West.....	Alcorn St.....	4	37	79	.319
Jeff Jones.....	American.....	15	249	206	.547
Houston Fancher.....	Appalachian St.....	7	106	105	.502
Lute Olson.....	Arizona.....	34	780	280	.736
Herb Sendek.....	Arizona St.....	14	262	180	.593
Steve Shields.....	Ark.-Little Rock.....	4	62	54	.534
Van Holt.....	Ark.-Pine Bluff.....	5	37	106	.259
John Pelphrey.....	Arkansas.....	5	80	67	.544
Dickey Nutt.....	Arkansas St.....	12	180	170	.514
Jim Crews.....	Army.....	22	328	314	.511
Jeff Lebo.....	Auburn.....	9	158	111	.587
Dave Loos.....	Austin Peay.....	21	353	289	.550
Billy Taylor.....	Ball St.....	5	81	69	.540
Scott Drew.....	Baylor.....	5	56	80	.412
Rick Byrd.....	Belmont.....	26	516	294	.637

Coach	School	Yrs.	Won	Lost	Pct.
Clifford Reed	Bethune-Cookman	6	59	100	.371
Al Walker	Binghamton	19	234	279	.456
Greg Graham	Boise St.	6	101	78	.564
Al Skinner	Boston College	19	334	246	.576
Dennis Wolff	Boston U.	15	246	185	.571
Louis Orr	Bowling Green	6	100	80	.556
Jim Les	Bradley	5	84	73	.535
Craig Robinson	Brown	1	11	18	.379
Pat Flannery	Bucknell	18	315	203	.608
Reggie Witherspoon	Buffalo	8	95	139	.406
Brad Stevens	Butler	0	0	0	.000
Dave Rose	BYU	2	45	18	.714
Kevin Bromley	Cal Poly	7	80	106	.430
Bob Burton	Cal St. Fullerton	4	68	51	.571
Bobby Braswell	Cal St. Northridge	11	168	157	.517
Ben Braun	California	30	539	381	.586
Robbie Laing	Campbell	4	29	84	.257
Tom Parrotta	Canisius	1	12	19	.387
Rob Flaska	Centenary (La.)	2	14	44	.241
Howie Dickenman	Central Conn. St.	11	178	145	.551
Ernie Zeigler	Central Mich.	1	13	18	.419
Barclay Radebaugh	Charleston So.	3	42	46	.477
Bobby Lutz	Charlotte	18	348	201	.634
John Shulman	Chattanooga	3	54	42	.563
Benj Taylor	Chicago St.	3	28	46	.378
Mick Cronin	Cincinnati	4	80	43	.650
Ed Conroy	Citadel	4	48	63	.432
Oliver Purnell	Clemson	19	326	249	.567
Gary Waters	Cleveland St.	11	181	156	.537
Cliff Ellis	Coastal Caro.	29	534	337	.613
Bobby Cremins	Col. of Charleston	26	476	318	.599
Emmett Davis	Colgate	9	118	138	.461
Jeff Bzdelik	Colorado	4	75	47	.615
Tim Miles	Colorado St.	12	212	132	.616
Joe Jones	Columbia	4	49	60	.450
Jim Calhoun	Connecticut	35	750	328	.696
Fang Mitchell	Coppin St.	21	342	281	.549
Steve Donahue	Cornell	7	74	117	.387
Dana Altman	Creighton	18	343	208	.623
Terry Dunn	Dartmouth	3	25	56	.309
Bob McKillop	Davidson	18	311	218	.588
Brian Gregory	Dayton	4	75	49	.605
Monte Ross	Delaware	1	5	26	.161
Greg Jackson	Delaware St.	16	281	173	.619
Joe Scott	Denver	7	89	108	.452
Jerry Wainwright	DePaul	13	217	174	.555
Perry Watson	Detroit	14	254	175	.592
Keno Davis	Drake	0	0	0	.000
Bruiser Flint	Drexel	11	192	146	.568
Mike Krzyzewski	Duke	32	775	261	.748
Ron Everhart	Duquesne	13	184	191	.491
Mack McCarthy	East Caro.	16	309	177	.636
Murry Bartow	East Tenn. St.	10	179	131	.577
Mike Miller	Eastern Ill.	8	103	120	.462
Jeff Neubauer	Eastern Ky.	2	35	28	.556
Charles Ramsey	Eastern Mich.	2	20	40	.333
Kirk Earlywine	Eastern Wash.	1	21	8	.724
Ernie Nestor	Elon	9	110	159	.409
Marty Simmons	Evansville	6	99	72	.579
Ed Cooley	Fairfield	1	13	19	.406
Tom Green	Fairleigh Dickinson	24	392	308	.560
Rex Walters	Fla. Atlantic	1	16	15	.516
Billy Donovan	Florida	13	296	123	.706
Eugene Harris	Florida A&M	0	0	0	.000
Sergio Rouco	Florida Int'l	3	33	54	.379
Leonard Hamilton	Florida St.	19	287	281	.505
Dereck Whittenburg	Fordham	8	120	116	.508
Steve Cleveland	Fresno St.	10	175	131	.572
Jeff Jackson	Furman	4	36	76	.321
Jeff Price	Ga. Southern	14	271	143	.655
Rick Scruggs	Gardner-Webb	21	362	277	.567
Jim Larranaga	George Mason	23	381	290	.568
Karl Hobbs	George Washington	6	114	65	.637
John Thompson III	Georgetown	7	140	72	.660
Dennis Felton	Georgia	9	158	117	.575
Rod Barnes	Georgia St.	8	141	109	.564
Paul Hewitt	Georgia Tech.	10	193	122	.613
Mark Few	Gonzaga	8	211	52	.802
Larry Wright	Grambling	8	81	142	.363
Kevin Nickelberry	Hampton	1	15	16	.484
Dan Leibovitz	Hartford	1	13	18	.419
Tommy Amaker	Harvard	10	176	139	.559
Bob Nash	Hawaii	0	0	0	.000

Coach	School	Yrs.	Won	Lost	Pct.
Bart Lundy	High Point	9	185	92	.668
Tom Pecora	Hofstra	6	103	82	.557
Ralph Willard	Holy Cross	17	303	213	.587
Tom Penders	Houston	33	584	400	.593
Gil Jackson	Howard	2	16	44	.267
George Pfeifer	Idaho	17	300	233	.563
Joe O'Brien	Idaho St.	1	13	17	.433
Jimmy Collins	Ill.-Chicago	11	176	156	.530
Bruce Weber	Illinois	9	215	82	.724
Tim Jankovich	Illinois St.	4	53	57	.482
Kelvin Sampson	Indiana	24	477	267	.641
Kevin McKenna	Indiana St.	4	89	33	.730
Kevin Willard	Iona	0	0	0	.000
Todd Lickliter	Iowa	6	131	61	.682
Greg McDermott	Iowa St.	13	236	143	.623
Dane Fife	IPFW	2	22	35	.386
Ron Hunter	IUPUI	13	206	173	.544
Tevester Anderson	Jackson St.	9	166	117	.587
Cliff Warren	Jacksonville	2	16	40	.286
Mike LaPlante	Jacksonville St.	7	88	115	.433
Dean Keener	James Madison	3	18	68	.209
Bill Self	Kansas	14	312	134	.700
Frank Martin	Kansas St.	0	0	0	.000
Jim Christian	Kent St.	5	109	52	.677
Billy Gillispie	Kentucky	5	100	58	.633
John Giannini	La Salle	18	331	198	.626
Robert Lee	La.-Lafayette	3	25	47	.347
Orlando Early	La.-Monroe	2	28	32	.467
Fran O'Hanlon	Lafayette	12	170	174	.494
Steve Roccaforte	Lamar	1	15	17	.469
Brett Reed	Lehigh	0	0	0	.000
Ritchie McKay	Liberty	11	165	158	.511
Scott Sanderson	Lipscomb	7	97	105	.480
Dan Monson	Long Beach St.	10	170	123	.580
Jim Ferry	Long Island	9	157	107	.595
Mike Gillian	Longwood	4	25	94	.210
Kerry Rupp	Louisiana Tech.	1	9	4	.692
Rick Pitino	Louisville	21	494	182	.731
Jim Whitesell	Loyola (Ill.)	20	331	233	.587
Jimmy Patsos	Loyola (Md.)	3	39	48	.448
Rodney Tention	Loyola Marymount	4	39	74	.345
John Brady	LSU	16	273	203	.574
Ted Woodward	Maine	3	38	49	.437
Barry Rohrsen	Manhattan	1	13	17	.433
Matt Brady	Marist	3	55	36	.604
Tom Crean	Marquette	8	165	86	.657
Donnie Jones	Marshall	0	0	0	.000
Gary Williams	Maryland	29	585	328	.641
Travis Ford	Massachusetts	10	156	144	.520
Dave Simmons	McNeese St.	1	15	17	.469
Meredith Smith	Md.-East. Shore	0	0	0	.000
John Calipari	Memphis	15	370	133	.736
Mark Slonaker	Mercer	11	118	194	.378
Frank Haith	Miami (Fla.)	3	46	49	.484
Charlie Coles	Miami (Ohio)	17	285	225	.559
John Beilein	Michigan	25	476	275	.634
Tom Izzo	Michigan St.	12	278	121	.697
Kermit Davis Jr.	Middle Tenn.	9	154	117	.568
Tubby Smith	Minnesota	16	387	145	.727
Andy Kennedy	Mississippi	2	42	26	.618
Rick Stansbury	Mississippi St.	9	185	104	.640
James Green	Mississippi Val.	10	150	146	.507
Mike Anderson	Missouri	5	107	53	.669
Barry Hinson	Missouri St.	10	188	124	.603
Dave Calloway	Monmouth	9	139	130	.517
Wayne Tinkle	Montana	1	17	15	.531
Brad Huse	Montana St.	1	11	19	.367
Donnie Tyndall	Morehead St.	1	12	18	.400
Todd Bozeman	Morgan St.	5	48	80	.375
Milan Brown	Mt. St. Mary's	4	41	76	.350
Billy Kennedy	Murray St.	9	120	140	.462
Jerry Eaves	N.C. A&T	4	30	89	.252
Billy Lange	Navy	5	72	72	.500
Doc Sadler	Nebraska	3	65	32	.670
Mark Fox	Nevada	3	81	18	.818
Bill Herrion	New Hampshire	16	259	206	.557
Steve Alford	New Mexico	16	308	183	.627
Marvin Menzies	New Mexico St.	0	0	0	.000
Joe Pasternack	New Orleans	0	0	0	.000
Joe Mihalich	Niagara	9	160	113	.586
J.P. Piper	Nicholls St.	3	23	61	.274
Anthony Evans	Norfolk St.	0	0	0	.000
Roy Williams	North Carolina	19	524	131	.800
Sidney Lowe	North Carolina St.	1	20	16	.556

Coach	School	Yrs.	Won	Lost	Pct.
Johnny Jones	North Texas	7	101	105	.490
Bill Coen	Northeastern	1	13	19	.406
Mike Adras	Northern Ariz.	8	129	106	.549
Tad Boyle	Northern Colo.	1	4	24	.143
Ricardo Patton	Northern Ill.	12	184	160	.535
Bill Carmody	Northwestern	11	187	138	.575
Mike McConathy	Northwestern St.	8	130	117	.526
Mike Brey	Notre Dame	12	241	130	.650
Greg Kampe	Oakland	23	377	290	.565
Tim O'Shea	Ohio	6	100	82	.549
Thad Matta	Ohio St.	7	183	53	.775
Jeff Capel III	Oklahoma	5	95	56	.629
Sean Sutton	Oklahoma St.	1	22	13	.629
Blaine Taylor	Old Dominion	13	259	134	.659
Scott Sutton	Oral Roberts	8	144	102	.585
Ernie Kent	Oregon	16	283	200	.586
Jay John	Oregon St.	5	66	85	.437
Bob Thomason	Pacific	22	375	266	.585
Glen Miller	Penn	14	210	166	.559
Ed DeChellis	Penn St.	11	147	169	.465
Vance Walberg	Pepperdine	1	8	23	.258
Jamie Dixon	Pittsburgh	4	105	30	.778
Eric Reveno	Portland	1	9	23	.281
Ken Bone	Portland St.	15	288	147	.662
Byron Rimm II	Prairie View	4	55	61	.474
Sydney Johnson	Princeton	0	0	0	.000
Tim Welsh	Providence	12	215	149	.591
Matt Painter	Purdue	3	56	36	.609
Tom Moore	Quinnipiac	5	76	59	.563
Brad Greenberg	Radford	0	0	0	.000
Jim Baron	Rhode Island	20	292	298	.495
Willis Wilson	Rice	15	215	220	.494
Chris Mooney	Richmond	5	63	78	.447
Tommy Dempsey	Rider	2	24	35	.407
Mike Rice	Robert Morris	0	0	0	.000
Fred Jr. Hill	Rutgers	1	10	19	.345
Jerome Jenkins	Sacramento St.	7	76	123	.382
Dave Bike	Sacred Heart	29	445	401	.526
Bob Marlin	Sam Houston St.	9	159	103	.607
Jimmy Tillette	Samford	10	165	129	.561
Bill Grier	San Diego	0	0	0	.000
Steve Fisher	San Diego St.	17	236	197	.545
Jessie Evans	San Francisco	10	159	129	.552
George Nessman	San Jose St.	2	11	50	.180
Kerry Keating	Santa Clara	0	0	0	.000
Horace Broadnax	Savannah St.	7	56	135	.293
Bobby Gonzalez	Seton Hall	8	142	93	.604
Fran McCaffery	Siena	11	174	151	.535
Matt Doherty	SMU	6	104	88	.542
Ronnie Arrow	South Ala.	16	248	184	.574
Dave Odom	South Carolina	21	391	261	.600
Tim Carter	South Carolina St.	12	171	168	.504
Stan Heath	South Fla.	6	112	77	.593
Scott Edgar	Southeast Mo. St.	8	119	115	.509
Jim Yarbrough	Southeastern La.	7	129	68	.655
Tim Floyd	Southern California	14	285	155	.648
Chris Lowery	Southern Ill.	3	78	26	.750
Larry Eustachy	Southern Miss.	16	301	194	.608
Rob Spivery	Southern U.	22	333	314	.515
Roger Reid	Southern Utah	7	151	71	.680
Mark Schmidt	St. Bonaventure	6	82	90	.477
Brian Nash	St. Francis (N.Y.)	2	19	39	.328
Bobby Jones	St. Francis (Pa.)	8	79	144	.354
Norm Roberts	St. John's (N.Y.)	7	61	132	.316
Phil Martelli	St. Joseph's	12	240	139	.633
Rick Majerus	St. Louis	20	422	147	.742
Randy Bennett	St. Mary's (Cal.)	6	102	83	.551
John Dunne	St. Peter's	1	5	25	.167
Trent Johnson	Stanford	8	131	114	.535
Danny Kaspar	Stephen F. Austin	16	327	142	.697
Derek Waugh	Stetson	7	77	114	.403
Steve Pikiell	Stony Brook	3	18	62	.225
Jim Boeheim	Syracuse	31	750	264	.740
Neil Dougherty	TCU	5	61	92	.399
Fran Dunphy	Temple	18	322	181	.640
Bret Campbell	Tenn.-Martin	8	86	142	.377
Bruce Pearl	Tennessee	15	363	103	.779
Cy Alexander	Tennessee St.	20	322	273	.541
Mike Sutton	Tennessee Tech	5	89	63	.586
Tom Schubert	Tex.-Pan American	1	1	15	.483
Rick Barnes	Texas	20	418	220	.655
Mark Turgeon	Texas A&M	9	153	119	.563
to be named	Texas Southern	0	0	0	.000

Coach	School	Yrs.	Won	Lost	Pct.
Doug Davalos	Texas St.	5	81	55	.596
Bob Knight	Texas Tech	41	890	363	.710
Scott Cross	Texas-Arlington	1	13	17	.433
Stan Joplin	Toledo	11	191	137	.582
Pat Kennedy	Towson	27	448	368	.549
Don Maestri	Troy	25	421	297	.586
Dave Dickerson	Tulane	2	29	30	.492
Doug Wojcik	Tulsa	2	31	28	.525
Mike Davis	UAB	7	130	95	.578
Gary Stewart	UC Davis	14	184	188	.495
Pat Douglass	UC Irvine	26	529	257	.673
Jim Woodriddle	UC Riverside	19	311	238	.566
Bob Williams	UC Santa Barb.	19	325	223	.593
Kirk Speraw	UCF	14	231	187	.553
Ben Howland	UCLA	13	259	140	.649
Randy Monroe	UMBC	3	33	56	.371
Matt Brown	UMKC	0	0	0	.000
Eddie Biedenbach	UNC Asheville	14	172	227	.431
Mike Dement	UNC Greensboro	20	290	279	.510
Benny Moss	UNC Wilmington	1	7	22	.241
Ben Jacobson	UNI	1	18	13	.581
Lon Kruger	UNLV	21	382	267	.589
Jim Boylen	Utah	0	0	0	.000
Stew Morrill	Utah St.	21	431	213	.669
Tony Barbee	UTEP	1	14	17	.452
Brooks Thompson	UTSA	1	7	22	.241
Homer Drew	Valparaiso	30	571	362	.612
Kevin Stallings	Vanderbilt	14	267	171	.610
Anthony Grant	VCU	1	28	7	.800
Mike Lonergan	Vermont	14	289	113	.719
Jay Wright	Villanova	13	248	155	.615
Dave Leitao	Virginia	7	116	95	.550
Seth Greenberg	Virginia Tech	17	280	226	.553
Duggar Baucom	VMI	4	58	58	.500
Mike Deane	Wagner	23	392	286	.578
Dino Gaudio	Wake Forest	7	68	124	.354
Lorenzo Romar	Washington	11	196	143	.578
Tony Bennett	Washington St.	1	26	8	.765
Randy Rahe	Weber St.	1	20	12	.625
Bob Huggins	West Virginia	25	590	211	.737
Larry Hunter	Western Caro.	27	533	261	.671
Derek Thomas	Western Ill.	4	28	86	.246
Darrin Horn	Western Ky.	4	82	41	.667
Steve Hawkins	Western Mich.	13	213	162	.568
Gregg Marshall	Wichita St.	9	194	83	.700
Tony Shaver	William & Mary	21	396	198	.667
Randy Peele	Winthrop	4	46	69	.400
Tod Kowalczyk	Wis.-Green Bay	5	77	73	.513
Rob Jeter	Wis.-Milwaukee	2	31	31	.500
Bo Ryan	Wisconsin	23	525	158	.769
Mike Young	Wofford	5	58	87	.400
Brad Brownell	Wright St.	5	106	50	.679
Heath Schroyer	Wyoming	3	35	47	.427
Sean Miller	Xavier	3	63	32	.663
James Jones	Yale	8	104	119	.466
Jerry Slocum	Youngstown St.	32	601	363	.623

Fastest To Milestone Wins

(Head coaches with at least half their seasons at Division I.)

FASTEST TO 100 WINS

Rk.	Name, School	G	W	L	Pct.	Yr.	Season
1.	Doc Meanwell, Wisconsin & Missouri	109	100	9	.917	7th	1918
2.	Buck Freeman, St. John's (N.Y.)	110	100	10	.909	5th	1932
3.	Adolph Rupp, Kentucky	116	100	16	.862	6th	1936
4.	Jim Boeheim, Syracuse	117	100	17	.855	4th	1980
4.	Jerry Tarkanian, Long Beach St.	117	100	17	.855	5th	1973
6.	Everett Case, North Carolina St.	120	100	20	.833	4th	1950
6.	Fred Taylor, Ohio St.	120	100	20	.833	5th	1963
7.	Lew Andreas, Syracuse	122	100	22	.820	7th	1931
7.	Denny Crum, Louisville	122	100	22	.820	5th	1976
7.	Everett Dean, Carleton & Indiana	122	100	22	.820	7th	1929
11.	Clair Bee, Rider & Long Island	123	100	23	.813	5th	1934
12.	Don Haskins, UTEP	125	100	25	.800	5th	1966
12.	Nat Holman, CCNY	125	100	25	.800	10th	1929
12.	Buster Sheary, Holy Cross	125	100	25	.800	5th	1953
15.	Jamie Dixon, Pittsburgh	126	100	26	.794	4th	2007
15.	Mark Few, Gonzaga	126	100	26	.794	4th	2003
15.	Tony Hinkle, Butler	126	100	26	.794	7th	1933

Rk.	Name, School	G	W	L	Pct.	Yr.	Season
15.	Ray Meyer, DePaul.....	126	100	26	.794	6th	1948
19.	Harry Combes, Illinois.....	127	100	27	.787	6th	1953
19.	Peck Hickman, Louisville.....	127	100	27	.787	5th	1949
21.	Vic Bubas, Duke.....	128	100	28	.781	5th	1964
22.	Hugh Greer, Connecticut.....	129	100	29	.775	6th	1952
22.	Roy Williams, Kansas.....	129	100	29	.775	4th	1992
24.	Speedy Morris, La Salle.....	130	100	30	.769	4th	1990
24.	Fred Schaus, West Virginia.....	130	100	30	.769	5th	1959
24.	Clifford Wells, Tulane.....	130	100	30	.769	6th	1951
24.	Thad Matta, Butler & Xavier.....	130	100	30	.769	4th	2004
28.	Harry Fisher, Columbia.....	131	100	31	.763	10th	1916
28.	Joseph Lapchick, St. John's (N.Y.)....	131	100	31	.763	7th	1943
28.	Nolan Richardson, Tulsa.....	131	100	31	.763	5th	1985

FASTEST TO 200 WINS

Rk.	Name, School	G	W	L	Pct.	Yr.	Season
1.	Clair Bee, Rider & Long Island.....	231	200	31	.866	12th	1938
2.	Jerry Tarkanian, Long Beach St. & UNLV.....	234	200	34	.855	9th	1977
3.	Mark Few, Gonzaga.....	247	200	47	.810	8th	2007
4.	Everett Case, North Carolina St.....	250	200	50	.800	9th	1954
5.	Harold Anderson, Toledo & Bowling Green.....	251	200	51	.797	10th	1945
5.	Lew Andreas, Syracuse.....	251	200	51	.797	14th	1939
5.	Nat Holman, CCNY.....	251	200	51	.797	18th	1937
5.	Adolph Rupp, Kentucky.....	251	200	51	.797	13th	1943
9.	Roy Williams, Kansas.....	252	200	52	.794	8th	1996
9.	Vic Bubas, Duke.....	254	200	54	.787	10th	1969
10.	Denny Crum, Louisville.....	254	200	54	.787	9th	1980
10.	Henry Iba, Northwest Mo. St., Colorado & Oklahoma St.....	254	200	54	.787	11th	1940
10.	Doc Meanwell, Missouri & Wisconsin.....	254	200	54	.787	15th	1927
14.	Hec Edmundson, Washington.....	261	200	61	.766	13th	1931
14.	Hugh Greer, Connecticut.....	261	200	61	.766	11th	1957
16.	George Keogan, Wis.-Superior, St. Louis, St. Thomas (Minn.), Allegheny, Valparaiso & Notre Dame.....	263	200	63	.760	14th	1930
16.	Joseph Lapchick, St. John's (N.Y.)....	263	200	63	.760	13th	1958
18.	Jack Ramsay, St. Joseph's.....	264	200	64	.758	10th	1965
19.	Peck Hickman, Louisville.....	265	200	65	.755	10th	1954
20.	Jim Boeheim, Syracuse.....	266	200	66	.752	9th	1985
20.	Fred Schaus, West Virginia & Purdue.....	266	200	66	.752	10th	1976
22.	Don Haskins, UTEP.....	269	200	69	.743	11th	1972
23.	Bob Knight, Army & Indiana.....	270	200	70	.741	11th	1976
24.	Lou Carnesecca, St. John's (N.Y.)....	271	200	71	.738	10th	1978
24.	Harry Combes, Illinois.....	271	200	71	.738	12th	1959
24.	Arthur Schabinger, Ottawa, Emporia St. & Creighton.....	271	200	71	.738	16th	1932
27.	Dudey Moore, Duquesne.....	272	200	72	.735	11th	1959
27.	Bruce Weber, Southern Ill. & Illinois.....	272	200	72	.735	9th	2007
29.	Pete Gillen, Xavier.....	273	200	73	.733	9th	1994
30.	Tom Blackburn, Dayton.....	274	200	74	.730	10th	1957

FASTEST TO 300 WINS

Rk.	Name, School	G	W	L	Pct.	Yr.	Season
1.	Clair Bee, Rider & Long Island.....	344	300	44	.872	15th	1943
2.	Adolph Rupp, Kentucky.....	366	300	66	.820	17th	1947
3.	Jerry Tarkanian, Long Beach St. & UNLV.....	370	300	70	.811	13th	1982
3.	Roy Williams, Kansas.....	370	300	70	.811	11th	1999
5.	Everett Case, North Carolina St.....	377	300	77	.796	13th	1959
6.	Harold Anderson, Toledo & Bowling Green.....	378	300	78	.794	14th	1949
7.	Denny Crum, Louisville.....	382	300	82	.785	13th	1984
7.	Henry Iba, Northwest Mo. St., Colorado & Oklahoma St.....	382	300	82	.785	15th	1944
9.	Hec Edmundson, Washington.....	392	300	92	.765	18th	1936
10.	Jim Boeheim, Syracuse.....	393	300	93	.763	13th	1989
10.	Frank Keaney, Rhode Island.....	393	300	93	.763	24th	1944
12.	George Keogan, Wis.-Superior, St. Louis, St. Thomas (Minn.), Allegheny, Valparaiso & Notre Dame.....	394	300	94	.761	20th	1936
13.	Ray Mears, Wittenberg & Tennessee.....	395	300	95	.759	16th	1972
14.	Piggy Lambert, Purdue.....	397	300	97	.756	23rd	1940
15.	Lew Andreas, Syracuse.....	400	300	100	.750	23rd	1947
15.	Chick Davies, Duquesne.....	400	300	100	.750	21st	1948
17.	John Lawther, Westminster (Pa.) & Penn St.....	402	300	102	.746	21st	1947

Rk.	Name, School	G	W	L	Pct.	Yr.	Season
18.	Nolan Richardson, Tulsa & Arkansas.....	404	300	104	.743	13th	1993
19.	Peck Hickman, Louisville.....	405	300	105	.741	15th	1959
20.	Dean Smith, North Carolina.....	406	300	106	.739	15th	1976
20.	Eddie Sutton, Creighton & Arkansas.....	406	300	106	.739	15th	1984
22.	Bob Knight, Army & Indiana.....	407	300	107	.737	15th	1980
22.	John Thompson, Georgetown.....	407	300	107	.737	14th	1986
24.	Nat Holman, CCNY.....	408	300	108	.735	27th	1946
25.	Rick Majerus, Marquette, Ball St. & Utah.....	409	300	109	.733	14th	1998

FASTEST TO 400 WINS

Rk.	Name, School	G	W	L	Pct.	Yr.	Season
1.	Adolph Rupp, Kentucky.....	477	400	77	.839	20th	1950
2.	Clair Bee, Rider & Long Island.....	483	400	83	.828	21st	1951
3.	Jerry Tarkanian, Long Beach St. & UNLV.....	492	400	92	.813	17th	1985
4.	Roy Williams, Kansas.....	496	400	96	.806	15th	2003
5.	Henry Iba, Northwest Mo. St., Colorado & Oklahoma St.....	500	400	100	.800	19th	1948
6.	Frank Keaney, Rhode Island.....	521	400	121	.768	28th	1948
7.	Phog Allen, Baker, Haskell, Central Mo. St. & Kansas.....	522	400	122	.766	29th	1935
7.	George Keogan, Wis.-Superior, St. Louis, St. Thomas (Minn.), Allegheny, Valparaiso & Notre Dame.....	522	400	122	.766	26th	1942
9.	Jim Boeheim, Syracuse.....	527	400	127	.759	17th	1993
10.	Dean Smith, North Carolina.....	531	400	131	.753	19th	1980
11.	Lou Carnesecca, St. John's (N.Y.)....	535	400	135	.748	18th	1986
11.	John Thompson, Georgetown.....	535	400	135	.748	18th	1990
13.	Denny Crum, Louisville.....	536	400	136	.746	17th	1988
13.	Ed Diddle, Western Ky.....	536	400	136	.746	24th	1946
13.	Nolan Richardson, Tulsa & Arkansas.....	536	400	136	.746	17th	1997
16.	Rick Majerus, Marquette, Ball St. & Utah.....	538	400	138	.743	19th	2003
17.	Nat Holman, CCNY.....	539	400	139	.742	32nd	1952
18.	Eddie Sutton, Creighton, Arkansas & Kentucky.....	541	400	141	.739	19th	1988
19.	Al McGuire, Belmont Abbey & Marquette.....	542	400	142	.738	20th	1977
20.	Bob Knight, Army & Indiana.....	545	400	145	.734	20th	1985
20.	Rick Pitino, Boston U., Providence, Kentucky & Louisville.....	545	400	145	.734	18th	2004
22.	Bob Huggins, Walsh, Akron & Cincinnati.....	548	400	148	.730	19th	1999
22.	John Wooden, Indiana St. & UCLA.....	548	400	148	.730	20th	1966

FASTEST TO 500 WINS

Rk.	Name, School	G	W	L	Pct.	Yr.	Season
1.	Adolph Rupp, Kentucky.....	583	500	83	.858	23rd	1955
2.	Jerry Tarkanian, Long Beach St. & UNLV.....	604	500	104	.828	20th	1988
3.	Roy Williams, Kansas & North Carolina.....	627	500	127	.797	19th	2007
4.	Henry Iba, Northwest Mo. St., Colorado & Oklahoma St.....	631	500	131	.792	23rd	1952
5.	Phog Allen, Baker, Haskell, Central Mo. St. & Kansas.....	646	500	146	.774	34th	1940
6.	John Wooden, Indiana St. & UCLA.....	652	500	152	.767	24th	1970
7.	Dean Smith, North Carolina.....	653	500	153	.766	23rd	1984
8.	John Chaney, Cheney & Temple.....	662	500	162	.755	22nd	1994
9.	Ed Diddle, Western Ky.....	667	500	167	.750	28th	1950
10.	Jim Boeheim, Syracuse.....	669	500	169	.747	21st	1997
11.	Bob Huggins, Walsh, Akron & Cincinnati.....	671	500	171	.745	21st	2002
12.	Lou Carnesecca, St. John's (N.Y.)....	683	500	183	.732	23rd	1991
12.	Bob Knight, Army & Indiana.....	683	500	183	.732	24th	1989
14.	Eddie Sutton, Creighton, Arkansas, Kentucky & Oklahoma St.....	685	500	185	.730	23rd	1993
14.	John Thompson, Georgetown.....	685	500	185	.730	22nd	1994
16.	Denny Crum, Louisville.....	687	500	187	.728	22nd	1993
17.	Lute Olson, Long Beach St., Iowa & Arizona.....	690	500	190	.725	23rd	1996
18.	Nolan Richardson, Tulsa & Arkansas.....	695	500	195	.719	22nd	2002
19.	Frank McGuire, St. John's (N.Y.)....	699	500	199	.715	27th	1977
20.	Mike Krzyzewski, Army & Duke.....	710	500	210	.704	23rd	1998
21.	Harold Anderson, Toledo & Bowling Green.....	724	500	224	.691	29th	1963

FASTEST TO 600 WINS

Rk.	Name, School	G	W	L	Pct.	Yr.	Season
1.	Adolph Rupp, Kentucky.....	704	600	104	.852	27th	1959
2.	Jerry Tarkanian, Long Beach St. & UNLV.....	720	600	120	.833	24th	1992
3.	John Wooden, Indiana St. & UCLA.....	755	600	155	.795	27th	1973
4.	Dean Smith, North Carolina.....	773	600	173	.776	26th	1987
5.	Henry Iba, Northwest Mo. St., Colorado & Oklahoma St.....	775	600	175	.774	29th	1958
6.	Phog Allen, Baker, Haskell, Central Mo. St. & Kansas.....	780	600	180	.769	41st	1947
7.	Ed Diddle, Western Ky.....	790	600	190	.759	32nd	1954
8.	Jim Boeheim, Syracuse.....	807	600	207	.743	25th	2001
9.	Bob Knight, Army & Indiana.....	812	600	212	.739	27th	1993
10.	Lute Olson, Long Beach St., Iowa & Arizona.....	815	600	215	.736	27th	2000
11.	John Chaney, Cheyney & Temple.....	816	600	216	.735	27th	1999
12.	Mike Krzyzewski, Army & Duke.....	823	600	223	.729	26th	2001
13.	Denny Crum, Louisville.....	825	600	225	.727	26th	1997
14.	Cam Henderson, Muskingum, Davis & Elkins, & Marshall.....	830	600	230	.723	34th	1953
15.	Eddie Sutton, Creighton, Arkansas, Kentucky & Oklahoma St.....	837	600	237	.717	28th	1998
16.	Don Haskins, UTEP.....	861	600	261	.697	31st	1992
17.	Lefty Driesell, Davidson, Maryland & James Madison.....	868	600	268	.691	30th	1992
18.	Jim Calhoun, Northeastern & Connecticut.....	879	600	279	.683	30th	2001
19.	Guy Lewis, Houston.....	882	600	282	.680	31st	1987
20.	Lou Henson, Hardin-Simmons, New Mexico St. & Illinois.....	887	600	287	.676	32nd	1993

FASTEST TO 700 WINS

Rk.	Name, School	G	W	L	Pct.	Yr.	Season
1.	Adolph Rupp, Kentucky.....	836	700	136	.837	32nd	1964
2.	Jerry Tarkanian, Long Beach St., UNLV & Fresno St.....	876	700	176	.799	29th	2000
3.	Dean Smith, North Carolina.....	904	700	204	.774	30th	1991
4.	Phog Allen, Baker, Haskell, Central Mo. St. & Kansas.....	938	700	238	.746	47th	1953
5.	Jim Boeheim, Syracuse.....	939	700	239	.745	29th	2005
6.	Mike Krzyzewski, Army & Duke.....	940	700	240	.745	30th	2005
6.	Lute Olson, Long Beach St., Iowa & Arizona.....	940	700	240	.745	31st	2004
8.	Ed Diddle, Western Ky.....	946	700	246	.740	28th	1960
9.	Henry Iba, Northwest Mo. St., Colorado & Oklahoma St.....	953	700	253	.735	36th	1965
10.	Bob Knight, Army & Indiana.....	956	700	256	.732	32nd	1997
11.	Eddie Sutton, Creighton, Arkansas, Kentucky & Oklahoma St.....	975	700	275	.718	32nd	2002
12.	John Chaney, Cheyney & Temple.....	978	700	278	.716	32nd	2004
13.	Jim Calhoun, Northeastern & Connecticut.....	1,008	700	308	.694	33rd	2005
14.	Don Haskins, UTEP.....	1,029	700	329	.680	37th	1998
15.	Lou Henson, Hardin-Simmons, Illinois & New Mexico St.....	1,046	700	346	.669	36th	2000
16.	Lefty Driesell, Davidson, Maryland, James Madison & Georgia St.....	1,048	700	348	.668	37th	1999
17.	Ray Meyer, DePaul.....	1,051	700	351	.666	52nd	1984
18.	Norm Stewart, UNI & Missouri.....	1,055	700	355	.664	36th	1998

FASTEST TO 800 WINS

Rk.	Name, School	G	W	L	Pct.	Yr.	Season
1.	Adolph Rupp, Kentucky.....	972	800	172	.823	37th	1969
2.	Dean Smith, North Carolina.....	1,029	800	229	.777	33rd	1994
3.	Bob Knight, Army, Indiana & Texas Tech.....	1,102	800	302	.726	37th	2003

Top 10 Best Career Starts By Percentage

(Head coaches with at least half of their seasons at Division I)

1 SEASON

Coach, Team	Season	W	L	Pct.
Norman Shepard, North Carolina.....	1924	23	0	1.000
Bill Hodges, Indiana St.....	1979	33	1	.970
Tom Gola, La Salle.....	1969	23	1	.958
Lou Rossini, Columbia.....	1951	21	1	.955
Earl Brown, Dartmouth.....	1944	19	2	.905
Phil Johnson, Weber St.....	1969	27	3	.900
Bill Guthridge, North Carolina.....	1998	34	4	.895
Gary Cunningham, UCLA.....	1978	25	3	.893
Bob Davies, Seton Hall.....	1947	24	3	.889
Jerry Tarkanian, Long Beach St.....	1969	23	3	.885

2 SEASONS

Coach, Team	Seasons	W	L	Pct.
Lew Andreas, Syracuse.....	1925-26	33	3	.917
Bill Carmody, Princeton.....	1997-98	51	6	.895
Everett Case, North Carolina St.....	1947-48	55	8	.873
Buck Freeman, St. John's (N.Y.).....	1928-29	41	6	.872
Gary Cunningham, UCLA.....	1978-79	50	8	.862
Nibs Price, California.....	1925-26	25	4	.862
Denny Crum, Louisville.....	1972-73	49	8	.860
Adolph Rupp, Kentucky.....	1931-32	30	5	.857
Jerry Tarkanian, Long Beach St.....	1969-70	47	8	.855
John Castellani, Seattle.....	1957-58	45	9	.833

3 SEASONS

Coach, Team	Seasons	W	L	Pct.
Nibs Price, California.....	1925-27	38	4	.905
Buck Freeman, St. John's (N.Y.).....	1928-30	64	7	.901
Lew Andreas, Syracuse.....	1925-27	48	7	.873
Adolph Rupp, Kentucky.....	1931-33	51	8	.864
Jerry Tarkanian, Long Beach St.....	1969-71	69	12	.852
Jim Boeheim, Syracuse.....	1977-79	74	14	.841
Bill Carmody, Princeton.....	1997-99	73	14	.841
Everett Case, North Carolina St.....	1947-49	80	16	.833
Ben Carnevale, North Carolina & Navy.....	1945-47	68	14	.829
Mark Fox, Nevada.....	2005-07	81	18	.818

4 SEASONS

Coach, Team	Seasons	W	L	Pct.
Buck Freeman, St. John's (N.Y.).....	1928-31	85	8	.914
Adolph Rupp, Kentucky.....	1931-34	67	9	.882
Jerry Tarkanian, Long Beach St.....	1969-72	92	15	.860
Jim Boeheim, Syracuse.....	1977-80	100	18	.847
Fred Taylor, Ohio St.....	1959-62	89	17	.840
Everett Case, North Carolina St.....	1947-50	107	22	.829
Nibs Price, California.....	1925-28	47	10	.825
Nat Holman, CCNY.....	1920-23	46	10	.821
Denny Crum, Louisville.....	1972-75	98	22	.817
Lew Andreas, Syracuse.....	1925-28	58	13	.817

5 SEASONS

Coach, Team	Seasons	W	L	Pct.
Buck Freeman, St. John's (N.Y.).....	1928-32	107	12	.899
Adolph Rupp, Kentucky.....	1931-35	86	11	.887
Jerry Tarkanian, Long Beach St. & UNLV.....	1969-73	116	17	.872
Nat Holman, CCNY.....	1920-24	58	11	.841
Fred Taylor, Ohio St.....	1959-63	109	21	.838
Nibs Price, California.....	1925-29	64	13	.831
Everett Case, North Carolina St.....	1947-51	137	29	.825
Charles Orsborn, Bradley.....	1957-61	115	25	.821
Mark Few, Gonzaga.....	2000-04	133	32	.806
Buster Sheary, Holy Cross.....	1949-53	110	27	.803
Jim Boeheim, Syracuse.....	1977-81	122	30	.803

6 SEASONS

Coach, Team	Seasons	W	L	Pct.
Buck Freeman, St. John's (N.Y.).....	1928-33	130	16	.890
Adolph Rupp, Kentucky.....	1931-36	101	17	.856
Jerry Tarkanian, Long Beach St. & UNLV.....	1969-74	136	23	.855
Nat Holman, CCNY.....	1920-25	70	13	.843
Buster Sheary, Holy Cross.....	1949-54	136	29	.824
Lew Andreas, Syracuse.....	1925-30	87	19	.821
Everett Dean, Carleton & Indiana.....	1922-27	82	18	.820
Clair Bee, Rider & Long Island.....	1929-34	101	23	.815
Fred Taylor, Ohio St.....	1959-64	125	29	.812
Mark Few, Gonzaga.....	2000-05	159	37	.811

7 SEASONS

Coach, Team	Seasons	W	L	Pct.
Buck Freeman, St. John's (N.Y.).....	1928-34	146	19	.885
Jerry Tarkanian, Long Beach St. & UNLV.....	1969-75	160	28	.851
Adolph Rupp, Kentucky.....	1931-37	118	22	.843
Clair Bee, Rider & Long Island.....	1929-35	125	25	.833
Everett Dean, Carleton & Indiana.....	1922-28	97	20	.829
Mark Few, Gonzaga.....	2000-06	188	41	.821
Lew Andreas, Syracuse.....	1925-31	103	23	.817
Nat Holman, CCNY.....	1920-26	79	18	.814
Buster Sheary, Holy Cross.....	1949-55	155	36	.812
Everett Case, North Carolina St.....	1947-53	187	45	.806

8 SEASONS

Coach, Team	Seasons	W	L	Pct.
Jerry Tarkanian, Long Beach St. & UNLV.....	1969-76	189	30	.863
Clair Bee, Rider & Long Island.....	1929-36	150	25	.857

Coach, Team	Seasons	W	L	Pct.
Buck Freeman, St. John's (N.Y.)	1928-35	159	27	.855
Adolph Rupp, Kentucky	1931-38	131	27	.829
Nat Holman, CCNY	1920-27	88	21	.807
Everett Case, North Carolina St.	1947-54	213	52	.804
Mark Few, Gonzaga	2000-07	211	52	.802
Hugh Greer, Connecticut	1947-54	151	38	.799
Lew Andreas, Syracuse	1925-32	116	30	.795
Roy Williams, Kansas	1989-96	213	56	.792

9 SEASONS

Coach, Team	Seasons	W	L	Pct.
Jerry Tarkanian, Long Beach St. & UNLV	1969-77	218	33	.869
Clair Bee, Rider & Long Island	1929-37	177	28	.863
Buck Freeman, St. John's (N.Y.)	1928-36	177	31	.851
Adolph Rupp, Kentucky	1931-39	147	31	.826
Everett Case, North Carolina St.	1947-55	241	56	.811
Roy Williams, Kansas	1989-97	247	58	.810
Lew Andreas, Syracuse	1925-33	130	32	.802
Henry Iba, Northwest Mo. St., Colorado & Oklahoma St.	1930-38	180	45	.800
Denny Crum, Louisville	1972-80	219	55	.799
Hugh Greer, Connecticut	1947-55	171	43	.799

10 SEASONS

Coach, Team	Seasons	W	L	Pct.
Clair Bee, Rider & Long Island	1929-38	200	32	.862
Jerry Tarkanian, Long Beach St. & UNLV	1969-78	238	41	.853
Roy Williams, Kansas	1989-98	282	62	.820
Everett Case, North Carolina St.	1947-56	265	60	.815
Adolph Rupp, Kentucky	1931-40	162	37	.814
Lew Andreas, Syracuse	1925-34	145	34	.810
Henry Iba, Northwest Mo. St., Colorado & Oklahoma St.	1930-39	199	53	.790
Denny Crum, Louisville	1972-81	240	64	.789
Harold Anderson, Toledo & Bowling Green	1935-44	182	50	.784
Nat Holman, CCNY	1920-29	108	30	.783

11 SEASONS

Coach, Team	Seasons	W	L	Pct.
Clair Bee, Rider & Long Island	1929-39	223	32	.875
Jerry Tarkanian, Long Beach St. & UNLV	1969-79	259	49	.841
Lew Andreas, Syracuse	1925-35	160	36	.816
Roy Williams, Kansas	1989-99	305	72	.809
Henry Iba, Northwest Mo. St., Colorado & Oklahoma St.	1930-40	225	56	.801
Adolph Rupp, Kentucky	1931-41	179	45	.799
Everett Case, North Carolina St.	1947-57	280	71	.798
Harold Anderson, Toledo & Bowling Green	1935-45	206	54	.792
Nat Holman, CCNY	1920-30	119	33	.783
Denny Crum, Louisville	1972-82	263	74	.780

12 SEASONS

Coach, Team	Seasons	W	L	Pct.
Clair Bee, Rider & Long Island	1929-40	242	36	.871
Jerry Tarkanian, Long Beach St. & UNLV	1969-80	282	58	.829
Lew Andreas, Syracuse	1925-36	172	41	.806
Roy Williams, Kansas	1989-2000	329	82	.800
Harold Anderson, Toledo & Bowling Green	1935-46	233	59	.798
Adolph Rupp, Kentucky	1931-42	198	51	.795
Everett Case, North Carolina St.	1947-58	298	77	.795
Henry Iba, Northwest Mo. St., Colorado & Oklahoma St.	1930-41	243	63	.794
Denny Crum, Louisville	1972-83	295	78	.791
Joe Mullaney, Norwich & Providence	1955-66	243	68	.781

13 SEASONS

Coach, Team	Seasons	W	L	Pct.
Clair Bee, Rider & Long Island	1929-41	267	38	.875
Jerry Tarkanian, Long Beach St. & UNLV	1969-81	298	70	.810
Lew Andreas, Syracuse	1925-37	185	45	.804
Roy Williams, Kansas	1989-2001	355	89	.800
Harold Anderson, Toledo & Bowling Green	1935-47	261	66	.798
Everett Case, North Carolina St.	1947-59	320	81	.798
Nat Holman, CCNY	1920-32	147	38	.795
Henry Iba, Northwest Mo. St., Colorado & Oklahoma St.	1930-42	263	69	.792
Adolph Rupp, Kentucky	1931-43	215	57	.790
Denny Crum, Louisville	1972-84	319	89	.782

14 SEASONS

Coach, Team	Seasons	W	L	Pct.
Clair Bee, Rider & Long Island	1929-42	291	41	.877

Coach, Team	Seasons	W	L	Pct.
Roy Williams, Kansas	1989-2002	388	93	.807
Nat Holman, CCNY	1920-33	160	39	.804
Harold Anderson, Toledo & Bowling Green	1935-48	288	72	.800
Jerry Tarkanian, Long Beach St. & UNLV	1969-82	318	80	.799
Adolph Rupp, Kentucky	1931-44	234	59	.799
Lew Andreas, Syracuse	1925-38	198	50	.798
Henry Iba, Northwest Mo. St., Colorado & Oklahoma St.	1930-43	277	79	.778
Everett Case, North Carolina St.	1947-60	331	96	.775
Jim Boeheim, Syracuse	1977-90	343	108	.761

15 SEASONS

Coach, Team	Seasons	W	L	Pct.
Clair Bee, Rider & Long Island	1929-43	304	47	.866
Nat Holman, CCNY	1920-34	174	40	.813
Jerry Tarkanian, Long Beach St. & UNLV	1969-83	346	83	.807
Roy Williams, Kansas	1989-2003	418	101	.805
Adolph Rupp, Kentucky	1931-45	256	63	.803
Harold Anderson, Toledo & Bowling Green	1935-49	312	79	.798
Lew Andreas, Syracuse	1925-39	212	54	.797
Henry Iba, Northwest Mo. St., Colorado & Oklahoma St.	1930-44	304	85	.781
Everett Case, North Carolina St.	1947-61	347	105	.768
Denny Crum, Louisville	1972-86	370	114	.764
Jim Boeheim, Syracuse	1977-91	369	114	.764

16 SEASONS

Coach, Team	Seasons	W	L	Pct.
Clair Bee, Rider & Long Island	1929-43, 46	318	56	.850
Adolph Rupp, Kentucky	1931-46	284	65	.814
Jerry Tarkanian, Long Beach St. & UNLV	1969-84	375	89	.808
Nat Holman, CCNY	1920-35	184	46	.800
Roy Williams, Kansas & North Carolina	1989-2004	437	112	.796
Henry Iba, Northwest Mo. St., Colorado & Oklahoma St.	1930-45	331	89	.788
Harold Anderson, Toledo & Bowling Green	1935-50	331	90	.786
Lew Andreas, Syracuse	1925-40	222	62	.782
Everett Case, North Carolina St.	1947-62	358	111	.763
Ray Mears, Wittenberg & Tennessee	1957-72	306	97	.759
Jim Boeheim, Syracuse	1977-92	391	124	.759

17 SEASONS

Coach, Team	Seasons	W	L	Pct.
Clair Bee, Rider & Long Island	1929-43, 46-47	335	61	.850
Adolph Rupp, Kentucky	1931-47	318	68	.824
Jerry Tarkanian, Long Beach St. & UNLV	1969-85	403	93	.813
Roy Williams, Kansas & North Carolina	1989-2005	470	116	.802
Henry Iba, Northwest Mo. St., Colorado & Oklahoma St.	1930-46	362	91	.799
Nat Holman, CCNY	1920-36	194	50	.795
Harold Anderson, Toledo & Bowling Green	1935-51	341	94	.784
Lew Andreas, Syracuse	1925-41	236	67	.779
Jim Boeheim, Syracuse	1977-93	411	133	.756
Joseph Lapchick, St. John's (N.Y.)	1937-47, 57-62	291	95	.754

18 SEASONS

Coach, Team	Seasons	W	L	Pct.
Clair Bee, Rider & Long Island	1929-43, 46-48	352	65	.844
Adolph Rupp, Kentucky	1931-48	354	71	.833
Jerry Tarkanian, Long Beach St. & UNLV	1969-86	436	98	.816
Roy Williams, Kansas & North Carolina	1989-2006	493	124	.799
Henry Iba, Northwest Mo. St., Colorado & Oklahoma St.	1930-47	386	99	.796
Nat Holman, CCNY	1920-37	204	56	.785
Harold Anderson, Toledo & Bowling Green	1935-52	358	104	.775
Lew Andreas, Syracuse	1925-42	251	73	.775
Jim Boeheim, Syracuse	1977-94	434	140	.756
Dean Smith, North Carolina	1962-79	386	127	.752

19 SEASONS

Coach, Team	Seasons	W	L	Pct.
Adolph Rupp, Kentucky	1931-49	386	73	.841
Clair Bee, Rider & Long Island	1929-43, 46-49	370	77	.828
Jerry Tarkanian, Long Beach St. & UNLV	1969-87	473	100	.825
Henry Iba, Northwest Mo. St., Colorado & Oklahoma St.	1930-48	413	103	.800
Roy Williams, Kansas & North Carolina	1989-2007	524	131	.800
Nat Holman, CCNY	1920-38	217	59	.786
Lew Andreas, Syracuse	1925-43	259	83	.757
Harold Anderson, Toledo & Bowling Green	1935-53	370	119	.757
Jim Boeheim, Syracuse	1977-95	454	150	.752
Dean Smith, North Carolina	1962-80	407	135	.751

20 SEASONS

Coach, Team	Seasons	W	L	Pct.
Adolph Rupp, Kentucky	1931-50	411	78	.840
Clair Bee, Rider & Long Island	1929-43, 46-50	390	82	.826
Jerry Tarkanian, Long Beach St. & UNLV	1969-88	501	106	.825
Henry Iba, Northwest Mo. St., Colorado & Oklahoma St.	1930-49	436	108	.801
Phog Allen, Baker, Kansas, Haskell, Central Mo. St. & Kansas	1906-09, 13-28	325	89	.785
Nat Holman, CCNY	1920-39	228	65	.778
John Chaney, Cheyney & Temple	1973-92	458	143	.762
Frank Keaney, Rhode Island	1922-41	265	86	.755
Harold Anderson, Toledo & Bowling Green	1935-54	387	126	.754
Dean Smith, North Carolina	1962-81	436	143	.753

21 SEASONS

Coach, Team	Seasons	W	L	Pct.
Adolph Rupp, Kentucky	1931-51	443	80	.847
Clair Bee, Rider & Long Island	1929-43, 46-51	410	86	.827
Jerry Tarkanian, Long Beach St. & UNLV	1969-89	530	114	.823
Henry Iba, Northwest Mo. St., Colorado & Oklahoma St.	1930-50	454	117	.795
Nat Holman, CCNY	1920-40	236	73	.764
Dean Smith, North Carolina	1962-82	468	145	.763
Phog Allen, Baker, Kansas, Haskell, Central Mo. St. & Kansas	1906-09, 13-29	328	104	.759
Frank Keaney, Rhode Island	1922-42	283	90	.759
John Chaney, Cheyney & Temple	1973-93	478	156	.754
Chick Davies, Duquesne	1925-40, 47-48	314	106	.748

22 SEASONS

Coach, Team	Seasons	W	L	Pct.
Adolph Rupp, Kentucky	1931-52	472	83	.850
Jerry Tarkanian, Long Beach St. & UNLV	1969-90	565	119	.826
Henry Iba, Northwest Mo. St., Colorado & Oklahoma St.	1930-51	483	123	.797
Nat Holman, CCNY	1920-41	253	78	.764
Dean Smith, North Carolina	1962-83	496	153	.764
Frank Keaney, Rhode Island	1922-43	299	93	.763
Phog Allen, Baker, Kansas, Haskell, Central Mo. St. & Kansas	1906-09, 13-30	342	108	.760
John Wooden, Indiana St. & UCLA	1947-68	464	151	.754
John Chaney, Cheyney & Temple	1973-94	501	164	.753
Lew Andreas, Syracuse	1925-47	308	105	.746

23 SEASONS

Coach, Team	Seasons	W	L	Pct.
Adolph Rupp, Kentucky	1931-52, 54	497	83	.857
Jerry Tarkanian, Long Beach St. & UNLV	1969-91	599	120	.833
Henry Iba, Northwest Mo. St., Colorado & Oklahoma St.	1930-52	502	131	.793
Dean Smith, North Carolina	1962-84	524	156	.771
Nat Holman, CCNY	1920-42	269	81	.769
John Wooden, Indiana St. & UCLA	1947-69	493	152	.764
Phog Allen, Baker, Kansas, Haskell, Central Mo. St. & Kansas	1906-09, 13-31	357	111	.763
Frank Keaney, Rhode Island	1922-44	313	99	.760
John Chaney, Cheyney & Temple	1973-95	520	175	.748
Ed Diddle, Western Ky.	1923-45	395	134	.747

24 SEASONS

Coach, Team	Seasons	W	L	Pct.
Adolph Rupp, Kentucky	1931-52, 54-55	520	86	.858
Jerry Tarkanian, Long Beach St. & UNLV	1969-92	625	122	.837
Henry Iba, Northwest Mo. St., Colorado & Oklahoma St.	1930-53	525	138	.792
John Wooden, Indiana St. & UCLA	1947-70	521	154	.772
Dean Smith, North Carolina	1962-85	551	165	.770
Frank Keaney, Rhode Island	1922-45	333	104	.762
Phog Allen, Baker, Kansas, Haskell, Central Mo. St. & Kansas	1906-09, 13-32	370	116	.761
Nat Holman, CCNY	1920-43	277	91	.753
Jim Boeheim, Syracuse	1977-2000	575	199	.743
Bob Huggins, Walsh, Akron & Cincinnati	1981-2005	567	199	.740

25 SEASONS

Coach, Team	Seasons	W	L	Pct.
Adolph Rupp, Kentucky	1931-52, 54-56	540	92	.854
Jerry Tarkanian, Long Beach St., UNLV & Fresno St.	1969-92, 96	647	133	.829
Henry Iba, Northwest Mo. St., Colorado & Oklahoma St.	1930-54	549	143	.793
John Wooden, Indiana St. & UCLA	1947-71	550	155	.780
Dean Smith, North Carolina	1962-86	579	171	.772

Coach, Team	Seasons	W	L	Pct.
Frank Keaney, Rhode Island	1922-46	354	107	.768
Phog Allen, Baker, Kansas, Haskell, Central Mo. St. & Kansas	1906-09, 13-33	383	120	.761
Jim Boeheim, Syracuse	1977-2001	600	208	.743
John Chaney, Cheyney & Temple	1973-97	560	199	.738
Bob Huggins, Walsh, Akron, Cincinnati & Kansas St.	1981-2005, 07	590	211	.737

26 SEASONS

Coach, Team	Seasons	W	L	Pct.
Adolph Rupp, Kentucky	1931-52, 54-57	563	97	.853
Jerry Tarkanian, Long Beach St., UNLV & Fresno St.	1969-92, 96-97	667	145	.821
John Wooden, Indiana St. & UCLA	1947-72	580	155	.789
Henry Iba, Northwest Mo. St., Colorado & Oklahoma St.	1930-55	561	156	.782
Dean Smith, North Carolina	1962-87	611	175	.777
Frank Keaney, Rhode Island	1922-47	371	110	.771
Phog Allen, Baker, Kansas, Haskell, Central Mo. St. & Kansas	1906-09, 13-34	399	121	.767
Ed Diddle, Western Ky.	1923-48	463	159	.744
Jim Boeheim, Syracuse	1977-2002	623	221	.738
John Chaney, Cheyney & Temple	1973-98	581	208	.736
Nat Holman, CCNY	1920-45	295	106	.736

27 SEASONS

Coach, Team	Seasons	W	L	Pct.
Adolph Rupp, Kentucky	1931-52, 54-58	586	103	.851
Jerry Tarkanian, Long Beach St., UNLV & Fresno St.	1969-92, 96-98	688	158	.813
John Wooden, Indiana St. & UCLA	1947-73	610	155	.797
Henry Iba, Northwest Mo. St., Colorado & Oklahoma St.	1930-56	579	165	.778
Dean Smith, North Carolina	1962-88	638	182	.778
Frank Keaney, Rhode Island	1922-48	387	117	.768
Phog Allen, Baker, Kansas, Haskell, Central Mo. St. & Kansas	1906-09, 13-35	414	126	.767
Ed Diddle, Western Ky.	1923-49	488	163	.750
Jim Boeheim, Syracuse	1977-2003	653	226	.743
Nat Holman, CCNY	1920-46	309	110	.737
Bob Knight, Army & Indiana	1966-92	588	210	.737

28 SEASONS

Coach, Team	Seasons	W	L	Pct.
Adolph Rupp, Kentucky	1931-52, 54-59	610	106	.852
Jerry Tarkanian, Long Beach St., UNLV & Fresno St.	1969-92, 96-99	689	170	.802
John Wooden, Indiana St. & UCLA	1947-74	636	159	.800
Dean Smith, North Carolina	1962-89	667	190	.778
Henry Iba, Northwest Mo. St., Colorado & Oklahoma St.	1930-57	596	174	.774
Phog Allen, Baker, Kansas, Haskell, Central Mo. St. & Kansas	1906-09, 13-36	435	128	.773
Ed Diddle, Western Ky.	1923-50	513	169	.752
Bob Knight, Army & Indiana	1966-93	619	214	.743
Jim Boeheim, Syracuse	1977-2004	676	234	.743
Mike Krzyzewski, Army & Duke	1976-2003	663	234	.739

29 SEASONS

Coach, Team	Seasons	W	L	Pct.
Adolph Rupp, Kentucky	1931-52, 54-60	628	113	.848
John Wooden, Indiana St. & UCLA	1947-75	664	162	.804
Jerry Tarkanian, Long Beach St., UNLV & Fresno St.	1969-92, 96-2000	701	179	.797
Phog Allen, Baker, Kansas, Haskell, Central Mo. St. & Kansas	1906-09, 13-37	450	132	.773
Henry Iba, Northwest Mo. St., Colorado & Oklahoma St.	1930-58	617	182	.772
Dean Smith, North Carolina	1962-90	688	203	.772
Ed Diddle, Western Ky.	1923-51	532	179	.748
Jim Boeheim, Syracuse	1977-2005	703	241	.745
Mike Krzyzewski, Army & Duke	1976-2004	694	240	.743
Nat Holman, CCNY	1920-48	344	119	.743

30 SEASONS

Coach, Team	Seasons	W	L	Pct.
Adolph Rupp, Kentucky	1931-52, 54-61	647	122	.841
Jerry Tarkanian, Long Beach St., UNLV & Fresno St.	1969-92, 96-2001	710	186	.792
Phog Allen, Baker, Kansas, Haskell, Central Mo. St. & Kansas	1906-09, 13-38	468	134	.777
Dean Smith, North Carolina	1962-91	717	209	.774

Coach, Team	Seasons	W	L	Pct.
Henry Iba, Northwest Mo. St., Colorado & Oklahoma St.....	1930-59	628	196	.762
Ed Diddle, Western Ky.....	1923-52	558	184	.752
Mike Krzyzewski, Army & Duke.....	1976-2005	721	246	.746
Lute Olson, Long Beach St., Iowa & Arizona.....	1974-2003	690	240	.742
Jim Boeheim, Syracuse.....	1977-2006	726	253	.742
Nat Holman, CCNY.....	1920-49	361	127	.740

31 SEASONS

Coach, Team	Seasons	W	L	Pct.
Adolph Rupp, Kentucky.....	1931-52, 54-62	670	125	.843
Jerry Tarkanian, Long Beach St., UNLV & Fresno St.....	1969-92, 96-2000	729	201	.784
Phog Allen, Baker, Kansas, Haskell, Central Mo. St. & Kansas.....	1906-09, 13-39	481	141	.773
Dean Smith, North Carolina.....	1962-92	740	219	.772
Ed Diddle, Western Ky.....	1923-53	583	190	.754
Henry Iba, Northwest Mo. St., Colorado & Oklahoma St.....	1930-60	638	211	.751
Mike Krzyzewski, Army & Duke.....	1976-2006	753	250	.751
Nat Holman, CCNY.....	1920-50	385	132	.745
Lute Olson, Long Beach St., Iowa & Arizona.....	1974-2004	710	249	.740
Jim Boeheim, Syracuse.....	1977-2007	750	264	.740

32 SEASONS

Coach, Team	Seasons	W	L	Pct.
Adolph Rupp, Kentucky.....	1931-52, 54-63	686	134	.837
Dean Smith, North Carolina.....	1962-93	774	223	.776
Phog Allen, Baker, Kansas, Haskell, Central Mo. St. & Kansas.....	1906-09, 13-40	500	147	.773
Ed Diddle, Western Ky.....	1923-54	612	193	.760
Mike Krzyzewski, Army & Duke.....	1976-2007	775	261	.748
Henry Iba, Northwest Mo. St., Colorado & Oklahoma St.....	1930-61	652	222	.746
Lute Olson, Long Beach St., Iowa & Arizona.....	1974-2005	740	256	.743
Nat Holman, CCNY.....	1920-51	397	139	.741
Bob Knight, Army & Indiana.....	1966-97	700	258	.731
Eddie Sutton, Creighton, Arkansas, Kentucky & Oklahoma St.....	1970-89, 91-2002	702	278	.716

33 SEASONS

Coach, Team	Seasons	W	L	Pct.
Adolph Rupp, Kentucky.....	1931-52, 54-64	707	140	.835
Dean Smith, North Carolina.....	1962-94	802	230	.777
Phog Allen, Baker, Kansas, Haskell, Central Mo. St. & Kansas.....	1906-09, 13-41	512	153	.770
Ed Diddle, Western Ky.....	1923-55	630	203	.756
Henry Iba, Northwest Mo. St., Colorado & Oklahoma St.....	1930-62	666	233	.741
Lute Olson, Long Beach St., Iowa & Arizona.....	1974-2006	760	269	.739
Nat Holman, CCNY.....	1920-52	405	150	.730
Bob Knight, Army & Indiana.....	1966-98	720	270	.727
Eddie Sutton, Creighton, Arkansas, Kentucky & Oklahoma St.....	1970-89, 91-2003	724	288	.715
John Chaney, Cheyney & Temple.....	1973-2005	724	297	.709

34 SEASONS

Coach, Team	Seasons	W	L	Pct.
Adolph Rupp, Kentucky.....	1931-52, 54-65	722	150	.828
Dean Smith, North Carolina.....	1962-95	830	236	.779
Phog Allen, Baker, Kansas, Haskell, Central Mo. St. & Kansas.....	1906-09, 13-42	529	158	.770
Ed Diddle, Western Ky.....	1923-56	646	215	.750
Henry Iba, Northwest Mo. St., Colorado & Oklahoma St.....	1930-63	682	242	.738
Lute Olson, Long Beach St., Iowa & Arizona.....	1974-2007	780	280	.736
Bob Knight, Army & Indiana.....	1966-99	743	281	.726
Eddie Sutton, Creighton, Arkansas, Kentucky & Oklahoma St.....	1970-89, 91-2004	755	292	.721
Nat Holman, CCNY.....	1920-52, 55	413	160	.721
John Chaney, Cheyney & Temple.....	1973-2006	741	312	.704

35 SEASONS

Coach, Team	Seasons	W	L	Pct.
Adolph Rupp, Kentucky.....	1931-52, 54-66	749	152	.831
Dean Smith, North Carolina.....	1962-96	851	247	.775
Phog Allen, Baker, Kansas, Haskell, Central Mo. St. & Kansas.....	1906-09, 13-43	551	164	.771
Ed Diddle, Western Ky.....	1923-57	663	224	.747
Henry Iba, Northwest Mo. St., Colorado & Oklahoma St.....	1930-64	697	252	.734
Bob Knight, Army & Indiana.....	1966-2000	764	289	.726

Coach, Team	Seasons	W	L	Pct.
Eddie Sutton, Creighton, Arkansas, Kentucky & Oklahoma St.....	1970-89, 91-2005	781	299	.723
Nat Holman, CCNY.....	1920-52, 55-56	417	174	.706
Jim Calhoun, Northeastern & Connecticut.....	1973-2007	750	328	.696
Don Haskins, UTEP.....	1962-96	678	313	.684

36 SEASONS

Coach, Team	Seasons	W	L	Pct.
Adolph Rupp, Kentucky.....	1931-52, 54-67	762	165	.822
Dean Smith, North Carolina.....	1962-97	879	254	.776
Phog Allen, Baker, Kansas, Haskell, Central Mo. St. & Kansas.....	1906-09, 13-44	568	173	.767
Ed Diddle, Western Ky.....	1923-58	677	235	.742
Henry Iba, Northwest Mo. St., Colorado & Oklahoma St.....	1930-65	717	259	.735
Bob Knight, Army, Indiana & Texas Tech.....	1966-2000, 02	787	298	.725
Eddie Sutton, Creighton, Arkansas, Kentucky & Oklahoma St.....	1970-89, 91-2006	798	315	.717
Nat Holman, CCNY.....	1920-52, 55-56, 59	423	186	.695
Don Haskins, UTEP.....	1962-97	691	351	.679
Lou Henson, Hardin-Simmons, New Mexico St., Illinois & New Mexico St.....	1963-96, 99-2000	708	351	.669

37 SEASONS

Coach, Team	Seasons	W	L	Pct.
Adolph Rupp, Kentucky.....	1931-52, 54-68	784	170	.822
Phog Allen, Baker, Kansas, Haskell, Central Mo. St. & Kansas.....	1906-09, 13-45	580	178	.765
Ed Diddle, Western Ky.....	1923-59	693	245	.739
Bob Knight, Army, Indiana & Texas Tech.....	1966-2000, 02-03	809	311	.722
Henry Iba, Northwest Mo. St., Colorado & Oklahoma St.....	1930-66	721	280	.720
Nat Holman, CCNY.....	1920-52, 55-56, 59-60	423	190	.690
Don Haskins, UTEP.....	1962-98	703	341	.673
Lefty Driesell, Davidson, Maryland, James Madison & Georgia St.....	1961-86, 89-99	716	360	.665
Lou Henson, Hardin-Simmons, New Mexico St., Illinois & New Mexico St.....	1963-96, 99-2001	722	365	.664
Norm Stewart, UNI & Missouri.....	1962-98	711	366	.660

38 SEASONS

Coach, Team	Seasons	W	L	Pct.
Adolph Rupp, Kentucky.....	1931-52, 54-69	807	175	.822
Phog Allen, Baker, Kansas, Haskell, Central Mo. St. & Kansas.....	1906-09, 13-46	599	180	.769
Ed Diddle, Western Ky.....	1923-60	714	252	.739
Bob Knight, Army, Indiana & Texas Tech.....	1966-2000, 02-04	832	322	.721
Henry Iba, Northwest Mo. St., Colorado & Oklahoma St.....	1930-67	728	298	.710
Don Haskins, UTEP.....	1962-99	719	353	.671
Lefty Driesell, Davidson, Maryland, James Madison & Georgia St.....	1961-86, 89-2000	733	372	.663
Lou Henson, Hardin-Simmons, New Mexico St., Illinois & New Mexico St.....	1963-96, 99-2002	742	377	.663
Norm Stewart, UNI & Missouri.....	1962-99	731	375	.661
Ray Meyer, DePaul.....	1943-80	623	335	.650

39 SEASONS

Coach, Team	Seasons	W	L	Pct.
Adolph Rupp, Kentucky.....	1931-52, 54-70	833	177	.825
Phog Allen, Baker, Kansas, Haskell, Central Mo. St. & Kansas.....	1906-09, 13-47	607	185	.766
Ed Diddle, Western Ky.....	1923-61	732	260	.740
Bob Knight, Army, Indiana & Texas Tech.....	1966-2000, 02-05	854	333	.719
Henry Iba, Northwest Mo. St., Colorado & Oklahoma St.....	1930-68	738	314	.702
Lefty Driesell, Davidson, Maryland, James Madison & Georgia St.....	1961-86, 89-2001	762	377	.669
Ray Meyer, DePaul.....	1943-81	650	337	.659
Lou Henson, Hardin-Simmons, New Mexico St., Illinois & New Mexico St.....	1963-96, 99-2003	762	386	.664
Tony Hinkle, Butler.....	1927-42, 46-68	531	367	.591
Marv Harshman, Pacific Lutheran, Washington St. & Washington.....	1946-84	632	439	.590

40 SEASONS

Coach, Team	Seasons	W	L	Pct.
Adolph Rupp, Kentucky.....	1931-52, 54-71	855	183	.824
Phog Allen, Baker, Kansas, Haskell, Central Mo. St. & Kansas.....	1906-09, 13-48	616	200	.755
Ed Diddle, Western Ky.....	1923-62	749	270	.735
Bob Knight, Army, Indiana & Texas Tech.....	1966-2000, 02-06	869	350	.713
Henry Iba, Northwest Mo. St., Colorado & Oklahoma St.....	1930-69	750	327	.696

Coach, Team	Seasons	W	L	Pct.
Lefty Driesell, Davidson, Maryland, James Madison & Georgia St.....	1961-86, 89-2002	782	388	.668
Ray Meyer, DePaul.....	1943-82	676	339	.666
Lou Henson, Hardin-Simmons, New Mexico St., Illinois & New Mexico St.....	1963-96, 99-2004	775	400	.660
Marv Harshman, Pacific Lutheran, Washington St. & Washington.....	1946-85	654	449	.593
Tony Hinkle, Butler.....	1927-42, 46-69	542	382	.587

41 SEASONS

Coach, Team	Seasons	W	L	Pct.
Adolph Rupp, Kentucky.....	1931-52, 54-72	876	190	.822
Phog Allen, Baker, Kansas, Haskell, Central Mo. St. & Kansas.....	1906-09, 13-49	628	212	.748
Ed Diddle, Western Ky.....	1923-63	754	286	.725
Bob Knight, Army, Indiana & Texas Tech.....	1966-2000, 02-07	890	363	.710
Henry Iba, Northwest Mo. St., Colorado & Oklahoma St.....	1930-70	764	339	.693
Ray Meyer, DePaul.....	1943-83	697	351	.665
Lefty Driesell, Davidson, Maryland, James Madison & Georgia St.....	1961-86, 89-2003	800	409	.662
Lou Henson, Hardin-Simmons, New Mexico St., Illinois & New Mexico St.....	1963-96, 99-2005	779	412	.654
Tony Hinkle, Butler.....	1927-42, 46-70	557	393	.586

42 SEASONS

Coach, Team	Seasons	W	L	Pct.
Phog Allen, Baker, Kansas, Haskell, Central Mo. St. & Kansas.....	1906-09, 13-50	642	223	.742
Ed Diddle, Western Ky.....	1923-64	759	302	.715
Ray Meyer, DePaul.....	1943-84	724	354	.672

Top 10 Best Career Starts By Wins

(Head coaches with at least half their seasons at Division I)

1 SEASON

Coach, Team	Season	W	L	Pct.
Bill Guthridge, North Carolina.....	1998	34	4	.895
Bill Hodges, Indiana St.....	1979	33	1	.970
Jamie Dixon, Pittsburgh.....	2004	31	5	.861
Stan Heath, Kent St.....	2002	30	6	.833
John Warren, Oregon.....	1945	30	13	.698
Mick Cronin, Murray St.....	2004	28	6	.824
Anthony Grant, VCU.....	2007	28	7	.800
Phil Johnson, Weber St.....	1969	27	3	.900
Blaine Taylor, Montana.....	1992	27	4	.871
Tevester Anderson, Murray St.....	1999	27	6	.818
John Phillips, Tulsa.....	2002	27	7	.794
Chris Lowery, Southern Ill.....	2005	27	8	.771
Doc Sadler, UTEP.....	2005	27	8	.771

2 SEASONS

Coach, Team	Seasons	W	L	Pct.
Bill Guthridge, North Carolina.....	1998-99	58	14	.806
Everett Case, North Carolina St.....	1947-48	55	8	.873
Todd Lickliter, Butler.....	2002-03	53	12	.815
Ben Carnevale, North Carolina.....	1945-46	52	11	.825
Mark Fox, Nevada.....	2005-06	52	13	.800
Mark Few, Gonzaga.....	2000-01	52	16	.765
Don Monson, Gonzaga.....	1998-99	52	17	.754
Bill Carmody, Princeton.....	1997-98	51	6	.895
Jamie Dixon, Pittsburgh.....	2004-05	51	14	.785
Gary Cunningham, UCLA.....	1978-79	50	8	.862
Kermit Davis Jr., Idaho.....	1989-90	50	12	.806
Nolan Richardson, Tulsa.....	1981-82	50	13	.794
Thad Matta, Butler & Xavier.....	2001-02	50	14	.781
Tevester Anderson, Murray St.....	1999-2000	50	15	.769
John Phillips, Tulsa.....	2002-03	50	17	.746
Stan Watts, BYU.....	1950-51	50	21	.704

3 SEASONS

Coach, Team	Seasons	W	L	Pct.
Mark Fox, Nevada.....	2005-07	81	18	.818
Mark Few, Gonzaga.....	2000-02	81	20	.802
Everett Case, North Carolina St.....	1947-49	80	16	.833
Bill Guthridge, North Carolina.....	1998-2000	80	28	.741
Chris Lowery, Southern Ill.....	2005-07	78	26	.750
Thad Matta, Butler & Xavier.....	2001-03	76	20	.792
Jamie Dixon, Pittsburgh.....	2004-06	76	22	.776
Roy Williams, Kansas.....	1989-91	76	25	.752

Coach, Team	Seasons	W	L	Pct.
Jim Boehm, Syracuse.....	1977-79	74	14	.841
Bill Carmody, Princeton.....	1997-99	73	14	.839

4 SEASONS

Coach, Team	Seasons	W	L	Pct.
Everett Case, North Carolina St.....	1947-50	107	22	.829
Mark Few, Gonzaga.....	2000-03	105	29	.784
Jamie Dixon, Pittsburgh.....	2004-07	105	30	.778
Bruce Stewart, West Va. Wesleyan & Middle Tenn.....	1983-86	104	34	.754
Roy Williams, Kansas.....	1989-92	103	30	.774
Thad Matta, Butler & Xavier.....	2001-04	102	31	.767
Jim Boehm, Syracuse.....	1977-80	100	18	.847
Speedy Morris, La Salle.....	1987-90	100	31	.763
Paul Westphal, Grand Canyon & Pepperdine... ..	1987-88, 2002-03	100	40	.714
Denny Crum, Louisville.....	1972-75	98	22	.817

5 SEASONS

Coach, Team	Seasons	W	L	Pct.
Everett Case, North Carolina St.....	1947-51	137	29	.825
Mark Few, Gonzaga.....	2000-04	133	32	.806
Roy Williams, Kansas.....	1989-93	132	37	.781
Bruce Stewart, West Va. Wesleyan & Middle Tenn.....	1983-87	126	41	.754
Forddy Anderson, Drake & Bradley.....	1947-51	123	42	.745
Jerry Tarkanian, Long Beach St. & UNLV.....	1969-73	122	20	.859
Jim Boehm, Syracuse.....	1977-81	122	30	.803
Thad Matta, Butler, Xavier & Ohio St.....	2001-05	122	43	.739
Fred Schaus, West Virginia.....	1955-59	120	32	.789
Larry Brown, UCLA & Kansas.....	1980-81, 84-86	120	38	.759
Tom Izzo, Michigan St.....	1996-2000	120	48	.714

6 SEASONS

Coach, Team	Seasons	W	L	Pct.
Everett Case, North Carolina St.....	1947-52	161	39	.805
Roy Williams, Kansas.....	1989-94	159	45	.779
Mark Few, Gonzaga.....	2000-05	159	37	.811
Bruce Stewart, West Va. Wesleyan & Middle Tenn.....	1983-88	149	52	.741
Thad Matta, Butler, Xavier & Ohio St.....	2001-06	148	49	.751
Tom Izzo, Michigan St.....	1996-2001	148	53	.736
Fred Schaus, West Virginia.....	1955-60	146	37	.798
Larry Brown, UCLA & Kansas.....	1980-81, 84-87	145	49	.747
Pete Gillen, Xavier.....	1986-91	141	49	.742
Forddy Anderson, Drake & Bradley.....	1947-52	140	54	.722

7 SEASONS

Coach, Team	Seasons	W	L	Pct.
Mark Few, Gonzaga.....	2000-06	188	41	.821
Everett Case, North Carolina St.....	1947-53	187	45	.806
Roy Williams, Kansas.....	1989-95	184	51	.783
Thad Matta, Butler, Xavier & Ohio St.....	2001-07	183	53	.775
Larry Brown, UCLA & Kansas.....	1980-81, 84-88	172	60	.741
Bruce Stewart, West Va. Wesleyan & Middle Tenn.....	1983-89	172	60	.741
Tom Izzo, Michigan St.....	1996-2002	167	65	.720
Bruce Weber, Southern Ill. & Illinois.....	1999-2005	166	63	.725
Jerry Tarkanian, Long Beach St. & UNLV.....	1969-75	160	28	.851
Denny Crum, Louisville.....	1972-78	162	44	.786
Howard Hobson, Southern Ore. & Oregon.....	1933-39	162	48	.771

8 SEASONS

Coach, Team	Seasons	W	L	Pct.
Everett Case, North Carolina St.....	1947-54	213	52	.804
Roy Williams, Kansas.....	1989-96	213	56	.792
Mark Few, Gonzaga.....	2000-07	211	52	.802
Bruce Weber, Southern Ill. & Illinois.....	1999-2006	192	70	.733
Jerry Tarkanian, Long Beach St. & UNLV.....	1969-76	189	30	.863
John Calipari, Massachusetts.....	1989-96	189	70	.730
Tom Izzo, Michigan St.....	1996-2003	189	78	.708
Tubby Smith, Tulsa, Georgia & Kentucky.....	1992-99	187	75	.714
Denny Crum, Louisville.....	1972-79	186	52	.782
Bruce Stewart, West Va. Wesleyan & Middle Tenn.....	1983-90	184	75	.710
Fred Schaus, West Virginia & Purdue.....	1955-60, 73-74	182	55	.768
Jim Boehm, Syracuse.....	1977-84	182	62	.745

9 SEASONS

Coach, Team	Seasons	W	L	Pct.
Roy Williams, Kansas.....	1989-97	247	58	.810
Everett Case, North Carolina St.....	1947-55	241	56	.811
Denny Crum, Louisville.....	1972-80	219	55	.799
Jerry Tarkanian, Long Beach St. & UNLV.....	1969-77	218	33	.869
Bruce Weber, Southern Ill. & Illinois.....	1999-2007	215	82	.724

Coach, Team	Seasons	W	L	Pct.
John Calipari, Massachusetts & Memphis.....	1989-96, 2001	210	85	.712
Tubby Smith, Tulsa, Georgia & Kentucky.....	1992-2000	210	85	.712
Tom Izzo, Michigan St.....	1996-2004	207	90	.697
Jim Boeheim, Syracuse.....	1977-85	204	71	.742
Fred Schaus, West Virginia & Purdue.....	1955-60, 73-75	199	66	.751
Howard Hobson, Southern Ore. & Oregon.....	1933-41	199	78	.718

10 SEASONS

Coach, Team	Seasons	W	L	Pct.
Roy Williams, Kansas.....	1989-98	282	62	.820
Everett Case, North Carolina St.....	1947-56	265	60	.815
Denny Crum, Louisville.....	1972-81	240	64	.789
Jerry Tarkanian, Long Beach St. & UNLV.....	1969-78	238	41	.853
John Calipari, Massachusetts & Memphis.....	1989-96, 2001-02	237	94	.716
Tubby Smith, Tulsa, Georgia & Kentucky.....	1992-2001	234	95	.711
Tom Izzo, Michigan St.....	1996-2005	233	97	.706
Jim Boeheim, Syracuse.....	1977-86	230	77	.749
Nolan Richardson, Tulsa & Arkansas.....	1981-90	226	88	.720
Pete Gillen, Xavier & Providence.....	1986-95	219	88	.713

11 SEASONS

Coach, Team	Seasons	W	L	Pct.
Roy Williams, Kansas.....	1989-99	305	72	.809
Everett Case, North Carolina St.....	1947-57	280	71	.798
Denny Crum, Louisville.....	1972-82	263	74	.780
Jim Boeheim, Syracuse.....	1977-87	261	84	.757
Nolan Richardson, Tulsa & Arkansas.....	1981-91	260	92	.739
John Calipari, Massachusetts & Memphis.....	1989-96, 2001-03	260	101	.720
Jerry Tarkanian, Long Beach St. & UNLV.....	1969-79	259	49	.841
Tubby Smith, Tulsa, Georgia & Kentucky.....	1992-2002	256	105	.709
Tom Izzo, Michigan St.....	1996-2006	255	109	.701
Tom Blackburn, Dayton.....	1948-58	242	87	.736

12 SEASONS

Coach, Team	Seasons	W	L	Pct.
Roy Williams, Kansas.....	1989-2000	329	82	.800
Everett Case, North Carolina St.....	1947-58	298	77	.795
Denny Crum, Louisville.....	1972-83	295	78	.791
Tubby Smith, Tulsa, Georgia & Kentucky.....	1992-2003	288	109	.725
Jim Boeheim, Syracuse.....	1977-88	287	93	.755
Nolan Richardson, Tulsa & Arkansas.....	1981-92	286	100	.741
Jerry Tarkanian, Long Beach St. & UNLV.....	1969-80	282	58	.829
John Calipari, Massachusetts & Memphis.....	1989-96, 2001-04	282	109	.721
Tom Izzo, Michigan St.....	1996-2007	278	121	.697
Wimp Sanderson, Alabama.....	1981-92	265	118	.692

13 SEASONS

Coach, Team	Seasons	W	L	Pct.
Roy Williams, Kansas.....	1989-2001	355	89	.800
Everett Case, North Carolina St.....	1947-59	320	81	.798
Denny Crum, Louisville.....	1972-84	319	89	.782
Jim Boeheim, Syracuse.....	1977-89	317	101	.758
Tubby Smith, Tulsa, Georgia & Kentucky.....	1992-2004	315	114	.734
Nolan Richardson, Tulsa & Arkansas.....	1981-93	308	109	.739
John Calipari, Massachusetts & Memphis.....	1989-96, 2001-05	304	125	.709
Jerry Tarkanian, Long Beach St. & UNLV.....	1969-81	298	70	.810
John Thompson, Georgetown.....	1973-85	297	107	.735
Billy Donovan, Marshall & Florida.....	1995-2007	296	123	.706
Bob Huggins, Walsh, Akron & Cincinnati.....	1981-1994	284	118	.706

14 SEASONS

Coach, Team	Seasons	W	L	Pct.
Roy Williams, Kansas.....	1989-2002	388	93	.807
Jim Boeheim, Syracuse.....	1977-90	343	108	.761
Tubby Smith, Tulsa, Georgia & Kentucky.....	1992-2005	343	120	.741
Nolan Richardson, Tulsa & Arkansas.....	1981-94	339	112	.752
Denny Crum, Louisville.....	1972-85	338	107	.760
John Calipari, Massachusetts & Memphis.....	1989-96, 2001-06	337	129	.723
Everett Case, North Carolina St.....	1947-60	331	96	.775
John Thompson, Georgetown.....	1973-86	321	115	.736
Jerry Tarkanian, Long Beach St. & UNLV.....	1969-82	318	80	.799
Rick Pitino, Boston U., Providence & Kentucky.....	1979-83, 86-87, 90-96	317	119	.727

15 SEASONS

Coach, Team	Seasons	W	L	Pct.
Roy Williams, Kansas.....	1989-2003	418	101	.805
Nolan Richardson, Tulsa & Arkansas.....	1981-95	371	119	.757
Denny Crum, Louisville.....	1972-86	370	114	.764
John Calipari, Massachusetts & Memphis.....	1989-96, 2001-07	370	133	.736
Jim Boeheim, Syracuse.....	1977-91	369	114	.764
Tubby Smith, Tulsa, Georgia & Kentucky.....	1992-2006	365	133	.733

Coach, Team	Seasons	W	L	Pct.
Rick Pitino, Boston U., Providence & Kentucky.....	1979-83, 86-87, 90-97	352	124	.739
John Thompson, Georgetown.....	1973-87	350	120	.745
Everett Case, North Carolina St.....	1947-61	347	105	.768
Jerry Tarkanian, Long Beach St. & UNLV.....	1969-83	346	83	.807

16 SEASONS

Coach, Team	Seasons	W	L	Pct.
Roy Williams, Kansas & North Carolina.....	1989-2004	437	112	.796
Jim Boeheim, Syracuse.....	1977-92	391	124	.759
Nolan Richardson, Tulsa & Arkansas.....	1981-96	391	132	.748
Denny Crum, Louisville.....	1972-87	388	128	.752
Tubby Smith, Tulsa, Georgia & Kentucky.....	1992-2007	387	145	.727
Jerry Tarkanian, Long Beach St. & UNLV.....	1969-84	375	89	.808
Rick Pitino, Boston U., Providence, Kentucky & Louisville.....	1979-83, 86-87, 90-97, 2002	371	137	.730
John Thompson, Georgetown.....	1973-88	370	130	.740
Billy Tubbs, Texas St., Lamar & Oklahoma.....	1972-73, 77-90	363	153	.703
Bob Huggins, Walsh, Akron & Cincinnati.....	1981-97	361	142	.718

17 SEASONS

Coach, Team	Seasons	W	L	Pct.
Roy Williams, Kansas & North Carolina.....	1989-2005	470	116	.802
Denny Crum, Louisville.....	1972-88	412	139	.748
Jim Boeheim, Syracuse.....	1977-93	411	133	.756
Nolan Richardson, Tulsa & Arkansas.....	1981-97	409	146	.737
Jerry Tarkanian, Long Beach St. & UNLV.....	1969-85	403	93	.813
John Thompson, Georgetown.....	1973-89	399	135	.747
Rick Pitino, Boston U., Providence, Kentucky & Louisville.....	1979-83, 86-87, 90-97, 2002-03	396	144	.733
Bob Huggins, Walsh, Akron & Cincinnati.....	1981-98	388	148	.724
Billy Tubbs, Texas St., Lamar & Oklahoma.....	1972-73, 77-91	383	168	.695
Eddie Sutton, Creighton, Arkansas & Kentucky.....	1970-86	374	129	.744

18 SEASONS

Coach, Team	Seasons	W	L	Pct.
Roy Williams, Kansas & North Carolina.....	1989-2006	493	124	.799
Jerry Tarkanian, Long Beach St. & UNLV.....	1969-86	436	98	.816
Denny Crum, Louisville.....	1972-89	436	148	.747
Jim Boeheim, Syracuse.....	1977-94	434	140	.756
Nolan Richardson, Tulsa & Arkansas.....	1981-98	433	155	.736
John Thompson, Georgetown.....	1973-90	423	142	.749
Rick Pitino, Boston U., Providence, Kentucky & Louisville.....	1979-83, 86-87, 90-97, 2002-04	416	154	.730
Bob Huggins, Walsh, Akron & Cincinnati.....	1981-99	415	154	.729
Billy Tubbs, Texas St., Lamar & Oklahoma.....	1972-73, 77-92	404	177	.695
Lou Carnesecca, St. John's (N.Y.).....	1966-70, 74-86	402	136	.747

19 SEASONS

Coach, Team	Seasons	W	L	Pct.
Roy Williams, Kansas & North Carolina.....	1989-2007	524	131	.800
Jerry Tarkanian, Long Beach St. & UNLV.....	1969-87	473	100	.825
Denny Crum, Louisville.....	1972-90	463	156	.748
Nolan Richardson, Tulsa & Arkansas.....	1981-99	456	166	.733
Jim Boeheim, Syracuse.....	1977-95	454	150	.752
Rick Pitino, Boston U., Providence, Kentucky & Louisville.....	1979-83, 86-87, 90-97, 2002-05	449	159	.738
Bob Huggins, Walsh, Akron & Cincinnati.....	1981-2000	444	158	.738
John Thompson, Georgetown.....	1973-91	442	155	.740
Billy Tubbs, Texas St., Lamar & Oklahoma.....	1972-73, 77-93	424	189	.692
Lou Carnesecca, St. John's (N.Y.).....	1966-70, 74-87	423	145	.745

20 SEASONS

Coach, Team	Seasons	W	L	Pct.
Jerry Tarkanian, Long Beach St. & UNLV.....	1969-88	501	106	.825
Jim Boeheim, Syracuse.....	1977-96	483	159	.752
Denny Crum, Louisville.....	1972-91	477	172	.735
Nolan Richardson, Tulsa & Arkansas.....	1981-2000	475	181	.724
Rick Pitino, Boston U., Providence, Kentucky & Louisville.....	1979-83, 86-87, 90-97, 2002-06	470	172	.732
Bob Huggins, Walsh, Akron & Cincinnati.....	1981-2001	469	168	.736
John Thompson, Georgetown.....	1973-92	464	165	.738
John Chaney, Cheyney & Temple.....	1973-92	458	143	.762
Lou Carnesecca, St. John's (N.Y.).....	1966-70, 74-88	440	157	.737
Billy Tubbs, Texas St., Lamar & Oklahoma.....	1972-73, 77-94	439	202	.685
Henry Iba, Northwest Mo. St., Colorado & Oklahoma St.....	1930-49	436	108	.801
Dean Smith, North Carolina.....	1962-81	436	143	.753

21 SEASONS

Coach, Team	Seasons	W	L	Pct.
Jerry Tarkanian, Long Beach St. & UNLV.....	1969-89	530	114	.823

Coach, Team	Seasons	W	L	Pct.
Jim Boehm, Syracuse.....	1977-97	502	172	.745
Bob Huggins, Walsh, Akron & Cincinnati.....	1981-2002	500	172	.744
Denny Crum, Louisville.....	1972-92	496	183	.730
Nolan Richardson, Tulsa & Arkansas.....	1981-2001	495	192	.721
Rick Pitino, Boston U., Providence, Kentucky & Louisville.....	1979-83, 86-87, 90-97, 2002-07	494	182	.731
John Thompson, Georgetown.....	1973-93	484	178	.731
John Chaney, Cheyney & Temple.....	1973-93	478	156	.754
Dean Smith, North Carolina.....	1962-82	468	145	.763
Lou Carnesecca, St. John's (N.Y.).....	1966-70, 74-89	460	170	.730

22 SEASONS

Coach, Team	Seasons	W	L	Pct.
Jerry Tarkanian, Long Beach St. & UNLV.....	1969-90	565	119	.826
Jim Boehm, Syracuse.....	1977-98	528	181	.745
Denny Crum, Louisville.....	1972-93	518	192	.730
Bob Huggins, Walsh, Akron & Cincinnati.....	1981-2003	517	184	.738
John Thompson, Georgetown.....	1973-94	503	190	.726
John Chaney, Cheyney & Temple.....	1973-94	501	164	.753
Dean Smith, North Carolina.....	1962-83	496	153	.764
Lou Carnesecca, St. John's (N.Y.).....	1966-70, 74-90	484	180	.729
Henry Iba, Northwest Mo. St., Colorado & Oklahoma St.....	1930-51	483	123	.797
Eddie Sutton, Creighton, Arkansas, Kentucky & Oklahoma St.....	1970-89, 91-92	482	180	.728
Lute Olson, Long Beach St., Iowa & Arizona.....	1974-95	482	186	.722

23 SEASONS

Coach, Team	Seasons	W	L	Pct.
Jerry Tarkanian, Long Beach St. & UNLV.....	1969-91	599	120	.833
Jim Boehm, Syracuse.....	1977-99	549	193	.740
Denny Crum, Louisville.....	1972-94	546	198	.734
Bob Huggins, Walsh, Akron & Cincinnati.....	1981-2004	542	191	.739
Dean Smith, North Carolina.....	1962-84	524	156	.771
John Thompson, Georgetown.....	1973-95	524	200	.724
John Chaney, Cheyney & Temple.....	1973-95	520	175	.748
Lute Olson, Long Beach St., Iowa & Arizona.....	1974-96	509	192	.726
Lou Carnesecca, St. John's (N.Y.).....	1966-70, 74-91	507	189	.728
Mike Krzyzewski, Army & Duke.....	1976-98	505	212	.704

24 SEASONS

Coach, Team	Seasons	W	L	Pct.
Jerry Tarkanian, Long Beach St. & UNLV.....	1969-92	625	122	.837
Jim Boehm, Syracuse.....	1977-2000	575	199	.743
Bob Huggins, Walsh, Akron & Cincinnati.....	1981-2005	567	199	.740
Denny Crum, Louisville.....	1972-95	565	212	.727
John Thompson, Georgetown.....	1973-96	553	208	.727
Dean Smith, North Carolina.....	1962-85	551	165	.770
Mike Krzyzewski, Army & Duke.....	1976-99	542	214	.717
John Chaney, Cheyney & Temple.....	1973-96	540	188	.742
Lute Olson, Long Beach St., Iowa & Arizona.....	1974-97	534	201	.718
Eddie Sutton, Creighton, Arkansas, Kentucky & Oklahoma St.....	1970-89, 91-94	526	199	.726
Lou Carnesecca, St. John's (N.Y.).....	1966-70, 74-92	526	200	.725

25 SEASONS

Coach, Team	Seasons	W	L	Pct.
Jerry Tarkanian, Long Beach St., UNLV & Fresno St....	1969-92, 96	647	133	.829
Jim Boehm, Syracuse.....	1977-2001	600	208	.743
Bob Huggins, Walsh, Akron, Cincinnati & Kansas St.....	1981-2005, 07	590	211	.737
Denny Crum, Louisville.....	1972-96	587	224	.724
Dean Smith, North Carolina.....	1962-86	579	171	.772
John Thompson, Georgetown.....	1973-97	573	218	.724
Mike Krzyzewski, Army & Duke.....	1976-2000	571	219	.723
Lute Olson, Long Beach St., Iowa & Arizona.....	1974-98	564	206	.732
John Chaney, Cheyney & Temple.....	1973-97	560	199	.738
Eddie Sutton, Creighton, Arkansas, Kentucky & Oklahoma St.....	1970-89, 91-95	553	209	.726

26 SEASONS

Coach, Team	Seasons	W	L	Pct.
Jerry Tarkanian, Long Beach St., UNLV & Fresno St.....	1969-92, 96-97	667	145	.821
Jim Boehm, Syracuse.....	1977-2002	623	221	.738
Denny Crum, Louisville.....	1972-97	613	233	.725
Dean Smith, North Carolina.....	1962-87	611	175	.777
Mike Krzyzewski, Army & Duke.....	1976-2001	606	223	.731
John Thompson, Georgetown.....	1973-98	589	233	.717
Lute Olson, Long Beach St., Iowa & Arizona.....	1974-99	586	213	.733
John Chaney, Cheyney & Temple.....	1973-98	581	208	.736
John Wooden, Indiana St. & UCLA.....	1947-72	580	155	.789
Eddie Sutton, Creighton, Arkansas, Kentucky & Oklahoma St.....	1970-89, 91-96	570	219	.722

27 SEASONS

Coach, Team	Seasons	W	L	Pct.
Jerry Tarkanian, Long Beach St., UNLV & Fresno St.....	1969-92, 96-98	688	158	.813
Jim Boehm, Syracuse.....	1977-2003	653	226	.743
Dean Smith, North Carolina.....	1962-88	638	182	.778
Mike Krzyzewski, Army & Duke.....	1976-2002	637	227	.737
Denny Crum, Louisville.....	1972-98	625	253	.712
Lute Olson, Long Beach St., Iowa & Arizona.....	1974-2000	613	220	.736
John Wooden, Indiana St. & UCLA.....	1947-73	610	155	.797
John Chaney, Cheyney & Temple.....	1973-99	605	219	.734
John Thompson, Georgetown.....	1973-99	596	239	.714
Bob Knight, Army & Indiana.....	1966-92	588	210	.737

28 SEASONS

Coach, Team	Seasons	W	L	Pct.
Jerry Tarkanian, Long Beach St., UNLV & Fresno St.....	1969-92, 96-99	689	170	.802
Jim Boehm, Syracuse.....	1977-2004	676	234	.743
Dean Smith, North Carolina.....	1962-89	667	190	.778
Mike Krzyzewski, Army & Duke.....	1976-2003	663	234	.739
Denny Crum, Louisville.....	1972-99	644	264	.709
Lute Olson, Long Beach St., Iowa & Arizona.....	1974-2001	638	226	.738
John Wooden, Indiana St. & UCLA.....	1947-74	636	159	.800
John Chaney, Cheyney & Temple.....	1973-2000	632	225	.737
Bob Knight, Army & Indiana.....	1966-93	619	214	.743
Adolph Rupp, Kentucky.....	1931-52, 54-59	610	106	.852

29 SEASONS

Coach, Team	Seasons	W	L	Pct.
Jim Boehm, Syracuse.....	1977-2005	703	241	.745
Jerry Tarkanian, Long Beach St., UNLV & Fresno St.....	1969-92, 96-2000	701	179	.797
Mike Krzyzewski, Army & Duke.....	1976-2004	694	240	.743
Dean Smith, North Carolina.....	1962-90	688	203	.772
John Wooden, Indiana St. & UCLA.....	1947-75	664	162	.804
Denny Crum, Louisville.....	1972-2000	663	276	.706
Lute Olson, Long Beach St., Iowa & Arizona.....	1974-2002	662	236	.737
John Chaney, Cheyney & Temple.....	1973-2001	656	238	.734
Bob Knight, Army & Indiana.....	1966-94	640	223	.742
Eddie Sutton, Creighton, Arkansas, Kentucky & Oklahoma St.....	1970-89, 91-99	632	252	.715

30 SEASONS

Coach, Team	Seasons	W	L	Pct.
Jim Boehm, Syracuse.....	1977-2006	726	253	.742
Mike Krzyzewski, Army & Duke.....	1976-2005	721	246	.746
Dean Smith, North Carolina.....	1962-91	717	209	.774
Jerry Tarkanian, Long Beach St., UNLV & Fresno St.....	1969-92, 96-2001	710	186	.792
Lute Olson, Long Beach St., Iowa & Arizona.....	1974-2003	690	240	.742
John Chaney, Cheyney & Temple.....	1973-2002	675	253	.727
Denny Crum, Louisville.....	1972-2001	675	295	.696
Bob Knight, Army & Indiana.....	1966-95	659	235	.737
Eddie Sutton, Creighton, Arkansas, Kentucky & Oklahoma St.....	1970-89, 91-2000	659	259	.718
Adolph Rupp, Kentucky.....	1931-52, 54-61	647	122	.841

31 SEASONS

Coach, Team	Seasons	W	L	Pct.
Mike Krzyzewski, Army & Duke.....	1976-2006	753	250	.751
Jim Boehm, Syracuse.....	1977-2007	750	264	.740
Dean Smith, North Carolina.....	1962-92	740	219	.772
Jerry Tarkanian, Long Beach St., UNLV & Fresno St.....	1969-92, 96-2002	729	201	.784
Lute Olson, Long Beach St., Iowa & Arizona.....	1974-2004	710	249	.740
John Chaney, Cheyney & Temple.....	1973-2003	693	269	.720
Bob Knight, Army & Indiana.....	1966-96	679	246	.734
Eddie Sutton, Creighton, Arkansas, Kentucky & Oklahoma St.....	1970-89, 91-2001	679	269	.716
Adolph Rupp, Kentucky.....	1931-52, 54-62	670	125	.843
Jim Calhoun, Northeastern & Connecticut.....	1973-2003	647	296	.686

32 SEASONS

Coach, Team	Seasons	W	L	Pct.
Mike Krzyzewski, Army & Duke.....	1976-2007	775	261	.748
Dean Smith, North Carolina.....	1962-93	774	223	.776
Lute Olson, Long Beach St., Iowa & Arizona.....	1974-2005	740	256	.743
John Chaney, Cheyney & Temple.....	1973-2004	708	283	.714
Eddie Sutton, Creighton, Arkansas, Kentucky & Oklahoma St.....	1970-89, 91-2002	702	278	.716
Bob Knight, Army & Indiana.....	1966-97	701	257	.732
Adolph Rupp, Kentucky.....	1931-52, 54-63	686	134	.837
Jim Calhoun, Northeastern & Connecticut.....	1973-2004	680	302	.692

Coach, Team	Seasons	W	L	Pct.
Henry Iba, Northwest Mo. St., Colorado & Oklahoma St.	1930-61	652	221	.746
Lefty Driesell, Davidson, Maryland & James Madison	1961-86, 89-94	641	289	.689

33 SEASONS

Coach, Team	Seasons	W	L	Pct.
Dean Smith, North Carolina	1962-94	802	230	.777
Lute Olson, Long Beach St., Iowa & Arizona	1974-2006	760	269	.739
Eddie Sutton, Creighton, Arkansas, Kentucky & Oklahoma St.	1970-89, 91-2003	724	288	.715
John Chaney, Cheyney & Temple	1973-2005	724	297	.709
Bob Knight, Army & Indiana	1966-98	721	269	.728
Adolph Rupp, Kentucky	1931-52, 54-64	707	140	.835
Jim Calhoun, Northeastern & Connecticut	1973-2005	703	310	.694
Henry Iba, Northwest Mo. St., Colorado & Oklahoma St.	1930-62	666	233	.741
Lefty Driesell, Davidson, Maryland & James Madison	1961-86, 89-95	657	302	.685
Don Haskins, UTEP	1962-94	645	288	.691
Lou Henson, Hardin-Simmons, New Mexico St. & Illinois	1963-95	645	318	.670

34 SEASONS

Coach, Team	Seasons	W	L	Pct.
Dean Smith, North Carolina	1962-95	830	236	.779
Lute Olson, Long Beach St., Iowa & Arizona	1974-2007	780	280	.736
Eddie Sutton, Creighton, Arkansas, Kentucky & Oklahoma St.	1970-89, 91-2004	755	292	.721
Bob Knight, Army & Indiana	1966-99	744	280	.727
John Chaney, Cheyney & Temple	1973-2006	741	312	.704
Jim Calhoun, Northeastern & Connecticut	1973-2006	733	314	.700
Adolph Rupp, Kentucky	1931-52, 54-65	722	150	.828
Henry Iba, Northwest Mo. St., Colorado & Oklahoma St.	1930-63	682	242	.738
Lefty Driesell, Davidson, Maryland & James Madison	1961-86, 89-96	667	322	.674
Don Haskins, UTEP	1962-95	665	298	.691

35 SEASONS

Coach, Team	Seasons	W	L	Pct.
Dean Smith, North Carolina	1962-96	851	247	.775
Eddie Sutton, Creighton, Arkansas, Kentucky & Oklahoma St.	1970-89, 91-2005	781	299	.723
Bob Knight, Army & Indiana	1966-2000	764	289	.726
Jim Calhoun, Northeastern & Connecticut	1973-2007	750	328	.696
Adolph Rupp, Kentucky	1931-52, 54-66	749	152	.831
Henry Iba, Northwest Mo. St., Colorado & Oklahoma St.	1930-64	697	252	.734
Lou Henson, Hardin-Simmons, New Mexico St., Illinois & New Mexico St.	1963-96, 99	686	341	.668
Lefty Driesell, Davidson, Maryland & James Madison	1961-86, 89-97	683	335	.671
Don Haskins, UTEP	1962-96	678	313	.684
Norm Stewart, UNI & Missouri	1962-96	678	334	.670

36 SEASONS

Coach, Team	Seasons	W	L	Pct.
Dean Smith, North Carolina	1962-97	879	254	.776
Eddie Sutton, Creighton, Arkansas, Kentucky & Oklahoma St.	1970-89, 91-2006	798	315	.717
Bob Knight, Army, Indiana & Texas Tech	1966-2000, 02	787	298	.725
Adolph Rupp, Kentucky	1931-52, 54-67	762	165	.822
Henry Iba, Northwest Mo. St., Colorado & Oklahoma St.	1930-65	717	259	.735
Lou Henson, Hardin-Simmons, New Mexico St., Illinois & New Mexico St.	1963-96, 99-2000	708	351	.669
Lefty Driesell, Davidson, Maryland, James Madison & Georgia St.	1961-86, 89-98	699	347	.668
Norm Stewart, UNI & Missouri	1962-97	694	351	.664
Don Haskins, UTEP	1962-97	691	327	.679
Ed Diddle, Western Ky.	1923-58	677	235	.742

37 SEASONS

Coach, Team	Seasons	W	L	Pct.
Bob Knight, Army, Indiana & Texas Tech	1966-2000, 02-03	809	311	.722
Adolph Rupp, Kentucky	1931-52, 54-68	784	170	.822
Lou Henson, Hardin-Simmons, New Mexico St., Illinois & New Mexico St.	1963-96, 99-2001	722	365	.664
Henry Iba, Northwest Mo. St., Colorado & Oklahoma St.	1930-66	721	280	.720
Lefty Driesell, Davidson, Maryland, James Madison & Georgia St.	1961-86, 89-99	716	360	.665
Norm Stewart, UNI & Missouri	1962-98	711	366	.660

Coach, Team	Seasons	W	L	Pct.
Don Haskins, UTEP	1962-98	703	341	.673
Ed Diddle, Western Ky.	1923-59	693	245	.739
Ralph Miller, Wichita St., Iowa & Oregon St.	1952-88	635	374	.629
Hugh Durham, Florida St., Georgia & Jacksonville	1967-95, 98-2005	633	429	.596

38 SEASONS

Coach, Team	Seasons	W	L	Pct.
Bob Knight, Army, Indiana & Texas Tech	1966-2000, 02-04	832	322	.721
Adolph Rupp, Kentucky	1931-52, 54-69	807	175	.822
Lou Henson, Hardin-Simmons, New Mexico St., Illinois & New Mexico St.	1963-96, 99-2002	742	377	.663
Lefty Driesell, Davidson, Maryland, James Madison & Georgia St.	1961-86, 89-2000	733	372	.663
Norm Stewart, UNI & Missouri	1962-99	731	375	.661
Henry Iba, Northwest Mo. St., Colorado & Oklahoma St.	1930-67	728	298	.710
Don Haskins, UTEP	1962-99	719	353	.671
Ed Diddle, Western Ky.	1923-60	714	252	.739
Ralph Miller, Wichita St., Iowa & Oregon St.	1952-89	657	382	.632
Ray Meyer, DePaul	1943-80	623	335	.650

39 SEASONS

Coach, Team	Seasons	W	L	Pct.
Bob Knight, Army, Indiana & Texas Tech	1966-2000, 02-05	854	333	.719
Adolph Rupp, Kentucky	1931-52, 54-70	833	177	.825
Lefty Driesell, Davidson, Maryland, James Madison & Georgia St.	1961-86, 89-2001	762	377	.669
Lou Henson, Hardin-Simmons, New Mexico St., Illinois & New Mexico St.	1963-96, 99-2003	762	386	.664
Henry Iba, Northwest Mo. St., Colorado & Oklahoma St.	1930-68	738	314	.702
Ed Diddle, Western Ky.	1923-61	732	260	.740
Ray Meyer, DePaul	1943-81	650	337	.659
Marv Harshman, Pacific Lutheran, Washington St. & Washington	1946-84	632	439	.590
Phog Allen, Baker, Kansas, Haskell, Central Mo. St. & Kansas	1906-09, 13-47	607	185	.766
Tony Hinkle, Butler	1927-42, 46-68	531	367	.591

40 SEASONS

Coach, Team	Seasons	W	L	Pct.
Bob Knight, Army, Indiana & Texas Tech	1966-2000, 02-06	869	350	.713
Adolph Rupp, Kentucky	1931-52, 54-71	855	183	.824
Lefty Driesell, Davidson, Maryland, James Madison & Georgia St.	1961-86, 89-2002	782	388	.668
Lou Henson, Hardin-Simmons, New Mexico St., Illinois & New Mexico St.	1963-96, 99-2004	775	400	.660
Henry Iba, Northwest Mo. St., Colorado & Oklahoma St.	1930-69	750	327	.696
Ed Diddle, Western Ky.	1923-62	749	270	.735
Ray Meyer, DePaul	1943-82	676	339	.666
Marv Harshman, Pacific Lutheran, Washington St. & Washington	1946-85	654	449	.593
Phog Allen, Baker, Kansas, Haskell, Central Mo. St. & Kansas	1906-09, 13-40	616	200	.755
Tony Hinkle, Butler	1927-42, 46-69	542	382	.587

41 SEASONS

Coach, Team	Seasons	W	L	Pct.
Bob Knight, Army, Indiana & Texas Tech	1966-2000, 02-07	890	363	.710
Adolph Rupp, Kentucky	1931-52, 54-72	876	190	.822
Lefty Driesell, Davidson, Maryland, James Madison & Georgia St.	1961-86, 89-2003	800	409	.662
Lou Henson, Hardin-Simmons, New Mexico St., Illinois & New Mexico St.	1963-96, 99-2005	779	412	.654
Henry Iba, Northwest Mo. St., Colorado & Oklahoma St.	1930-70	764	339	.693
Ed Diddle, Western Ky.	1923-63	754	286	.725
Ray Meyer, DePaul	1943-83	697	351	.665
Phog Allen, Baker, Kansas, Haskell, Central Mo. St. & Kansas	1906-09, 13-49	628	212	.748
Tony Hinkle, Butler	1927-42, 46-70	557	393	.586

42 SEASONS

Coach, Team	Seasons	W	L	Pct.
Ed Diddle, Western Ky.	1923-64	759	302	.715
Ray Meyer, DePaul	1943-84	724	354	.672
Phog Allen, Baker, Kansas, Haskell, Central Mo. St. & Kansas	1906-09, 13-50	642	223	.742

Active Coaching Longevity Records

(Minimum five years as a Division I head coach)

MOST GAMES

No.	Coach, Team and Seasons
1,253	Bob Knight, Army 1966-71, Indiana 72-2000, Texas Tech 02-07
1,078	Jim Calhoun, Northeastern 1973-86, Connecticut 87-2007
1,060	Lute Olson, Long Beach St. 1974, Iowa 75-83, Arizona 84-2007
1,036	Mike Krzyzewski, Army 1976-80, Duke 81-2007
1,014	Jim Boeheim, Syracuse 1977-2007
984	Tom Penders, Tufts 1972-74, Columbia 75-78, Fordham 79-86, Rhode Island 87-88, Texas 89-98, George Washington 99-2001, Houston 05-07
933	Homer Drew, Bethel (Ind.) 1977-87, Ind.-South Bend 88, Valparaiso 89-2002, 04-07
920	Ben Braun, Siena Heights 1978-85, Eastern Mich. 86-96, California 97-2007
913	Gary Williams, American 1979-82, Boston College 83-86, Ohio St. 87-89, Maryland 90-2007
846	Dave Bike, Sacred Heart 1979-2007
816	Pat Kennedy, Iona 1981-86, Florida St. 87-97, DePaul 98-2002, Montana 03-04, Towson 05-07
810	Rick Byrd, Maryville (Tenn.) 1979-80, Lincoln Memorial 84-86, Belmont 87-2007
801	Bob Huggins, Walsh 1981-83, Akron 85-89, Cincinnati 90-2005, Kansas St. 07, West Virginia
794	Larry Hunter, Wittenberg 1977-89, Ohio 90-2001, Western Caro. 06-07
794	Bobby Cremins, Appalachian St. 1976-81, Georgia Tech 82-2000, Col. of Charleston 07
786	Pat Douglass, Mont. St.-Billings 1982-87, Cal St. Bakersfield 88-97, UC Irvine 98-2007
751	John Beilein, Nazareth 1983, Le Moyne 84-92, Canisius 93-97, Richmond 98-2002, West Virginia 03-07, Michigan
744	Kelvin Sampson, Montana Tech 1982-85, Washington St. 88-94, Oklahoma 95-2007, Indiana 07
718	Don Maestri, Troy 1983-2007
700	Tom Green, Fairleigh Dickinson 1984-2007

MOST SEASONS

No.	Coach, Team and Seasons
41	Bob Knight, Army 1966-71, Indiana 72-2000, Texas Tech 02-07
35	Jim Calhoun, Northeastern 1973-86, Connecticut 87-2007
34	Lute Olson, Long Beach St. 1974, Iowa 75-83, Arizona 84-2007
33	Tom Penders, Tufts 1972-74, Columbia 75-78, Fordham 79-86, Rhode Island 87-88, Texas 89-98, George Washington 99-2001, Houston 05-07
32	Mike Krzyzewski, Army 1976-80, Duke 81-2007
31	Jim Boeheim, Syracuse 1977-2007
30	Ben Braun, Siena Heights 1978-85, Eastern Mich. 86-96, California 97-2007
30	Homer Drew, Bethel (Ind.) 1977-87, Ind.-South Bend 88, Valparaiso 89-2002, 04-07
29	Dave Bike, Sacred Heart 1979-2007
29	Cliff Ellis, South Ala. 1976-84, Clemson 85-94, Auburn 95-2004 Coastal Caro.
29	Gary Williams, American 1979-82, Boston College 83-86, Ohio St. 87-89, Maryland 90-2007
27	Larry Hunter, Wittenberg 1977-89, Ohio 90-2001, Western Caro. 06-07
27	Pat Kennedy, Iona 1981-86, Florida St. 87-97, DePaul 98-2002, Montana 03-04, Towson 05-07
26	Rick Byrd, Maryville (Tenn.) 1979-80, Lincoln Memorial 84-86, Belmont 87-2007
26	Bobby Cremins, Appalachian St. 1976-81, Georgia Tech 82-2000, Col. of Charleston 07
26	Pat Douglass, Mont. St.-Billings 1982-87, Cal St. Bakersfield 88-97, UC Irvine 98-2007
25	Bob Huggins, Walsh 1981-83, Akron 85-89, Cincinnati 90-2005, Kansas St. 07, West Virginia
25	John Beilein, Nazareth 1983, Le Moyne 84-92, Canisius 93-97, Richmond 98-2002, West Virginia 03-07, Michigan
25	Don Maestri, Troy 1983-2007
24	Kelvin Sampson, Montana Tech 1982-85, Washington St. 88-94, Oklahoma 95-2006, Indiana 07
24	Tom Green, Fairleigh Dickinson 1984-2007

MOST SEASONS WITH CURRENT SCHOOL

No.	Coach, Team and Seasons
31	Jim Boeheim, #Syracuse 1977-2007
29	Dave Bike, #Sacred Heart 1979-2007
27	Mike Krzyzewski, Duke 1981-2007
25	Don Maestri, #Troy 1983-2007
24	Tom Green, #Fairleigh Dickinson 1984-2007
24	Lute Olson, Arizona 1984-2007
23	Greg Kampe, #Oakland 1985-2007
21	Rick Byrd, Belmont 1987-2007

No. Coach, Team and Seasons

21	Jim Calhoun, Connecticut 1987-2007
21	Fang Mitchell, #Coppin St. 1987-2007
21	L. Vann Pettaway, #Alabama A&M 1987-2007
19	Bob Thomason, Pacific 1989-2007
18	Homer Drew, Valparaiso 1989-2002, 04-07
18	Bob McKillop, #Davidson 1990-2007
18	Gary Williams, Maryland 1990-2007
17	Dave Loos, Austin Peay 1991-2007
15	Willis Wilson, #Rice 1993-2007
14	Kirk Speraw, #UCF 1994-2007
14	Perry Watson, #Detroit 1994-2007
13	Dana Altman, Creighton 1995-2007
13	Pat Flannery, Bucknell 1995-2007
13	Ron Hunter, #IUPUI 1995-2007
13	Dennis Wolff, Boston U. 1995-2007

#has coached only at this school

MOST DIVISION I 20-WIN SEASONS

No. Coach, Team and Seasons

29	Jim Boeheim, Syracuse 1977-2007
29	Bob Knight, Army 1966-71, Indiana 72-2000, Texas Tech 02-07
29	Lute Olson, Long Beach St. 1974, Iowa 75-83, Arizona 84-2007
23	Mike Krzyzewski, Army 1976-80, Duke 81-2007
21	Jim Calhoun, Northeastern 1973-86, Connecticut 87-2007
19	Bob Huggins, Walsh 1981-83, Akron 85-89, Cincinnati 90-2005, Kansas St. 07, West Virginia
17	Roy Williams, Kansas 1989-2003, North Carolina 04-07
16	Gary Williams, American 1979-82, Boston College 83-86, Ohio St. 87-89, Maryland 90-2007
15	Rick Pitino, Boston U. 1979-83, Providence 86-87, Kentucky 90-97, Louisville 2002-05
14	Tubby Smith, Tulsa 1992-95, Georgia 96-97, Kentucky 98-2007, Minnesota
13	John Calipari, Massachusetts 1989-96, Memphis 2001-07
13	Kelvin Sampson, Montana Tech 1982-85, Washington St. 88-94, Oklahoma 95-2007, Indiana 07
12	Rick Barnes, George Mason 1988, Providence 89-94, Clemson 95-98, Texas 99-2007
12	Rick Byrd, Maryville (Tenn.) 1979-80, Lincoln Memorial 84-86, Belmont 87-2007
12	Stew Morrill, Montana 1987-91, Colorado St. 92-98, Utah St. 1999-2007
11	Tom Penders, Tufts 1972-74, Columbia 75-78, Fordham 79-86, Rhode Island 87-88, Texas 89-98, George Washington 99-2001, Houston 05-07
10	Ben Braun, Siena Heights 1978-85, Eastern Mich. 86-96, California 97-2007
10	Pat Kennedy, Iona 1981-86, Florida St. 87-97, DePaul 98-2002, Montana 03-04, Towson 05-07
10	Dave Odom, East Caro. 1980-82, Wake Forest 90-2001, South Carolina 02-2007
9	Cliff Ellis, South Ala. 1976-84, Clemson 85-94, Auburn 95-2004 Coastal Caro.

MOST CONSECUTIVE DIVISION I 20-WIN SEASONS

No. Coach, Team and Seasons

20	Lute Olson, Arizona 1988-2007
14	Jim Boeheim, Syracuse 1983-96
14	Tubby Smith, Tulsa 1994-95, Georgia 96-97, Kentucky 98-2007, Minnesota
14	Roy Williams, Kansas 1990-2003
11	Mike Krzyzewski, Duke 1984-94
11	Mike Krzyzewski, Duke 1997-2007
10	Jim Boeheim, Syracuse 1998-2007
10	Kelvin Sampson, Oklahoma 1998-2007
9	Dana Altman, Creighton 1999-2007
9	Jim Calhoun, Connecticut 1998-2007
9	Billy Donovan, Florida 1999-2007
9	Bill Self, Tulsa 1999-2000, Illinois 01-03, Kansas 04-07
8	Rick Barnes, Texas 2000-07
8	Mark Few, Gonzaga 2000-07
8	Stew Morrill, Utah St. 2000-07
8	Gary Williams, Maryland 1997-2004
7	John Calipari, Memphis 2001-07
7	Thad Matta, Butler 2001, Xavier 02-04, Ohio St. 05-07
7	Rick Pitino, Kentucky 1991-97
6	Mike Brey, Delaware 1998-2000, Notre Dame 01-03
6	John Calipari, Massachusetts 1991-96
6	Homer Drew, Valparaiso 1994-99
6	Tom Penders, Rhode Island 1987-88, Texas 89-92
6	Bruce Weber, Southern Ill. 2002-03, Illinois 04-07

CURRENT MOST CONSECUTIVE DIVISION I 20-WIN SEASONS

No. Coach, Team and Seasons

- 20 Lute Olson, Arizona 1988-2007
- 14 Tubby Smith, Tulsa 1994-95, Georgia 96-97, Kentucky 98-2007, Minnesota
- 11 Mike Krzyzewski, Duke 1997-2007
- 10 Jim Boeheim, Syracuse 1998-2007
- 10 Kelvin Sampson, Oklahoma 1998-2006, Indiana 07
- 9 Dana Altman, Creighton 1999-2007
- 9 Billy Donovan, Florida 1999-2007
- 9 Bill Self, Tulsa 1999-2000, Illinois 01-03, Kansas 04-07
- 8 Rick Barnes, Texas 2000-07
- 8 Mark Few, Gonzaga 2000-07
- 8 Stew Morrill, Utah St. 2000-07
- 7 John Calipari, Memphis 2001-07
- 7 Thad Matta, Butler 2001, Xavier 02-04, Ohio St. 05-07
- 6 Bruce Weber, Southern Ill. 2002-03, Illinois 04-07
- 5 Jim Christian, Kent St. 2003-07
- 5 Bruce Pearl, Milwaukee 2003-05, Tennessee 06-07
- 5 Rick Pitino, Louisville 2003-07
- 4 Al Skinner, Boston College 2004-07
- 3 13 coaches tied

MOST DIVISION I 30-WIN SEASONS

No. Coach, Team and Seasons

- 9 Mike Krzyzewski, Army 1976-80, Duke 81-2007
- 7 Roy Williams, Kansas 1989-2003, North Carolina 04-07
- 6 Jim Calhoun, Northeastern 1973-86, Connecticut 1987-2007
- 4 John Calipari, Massachusetts 1989-96, Memphis 2001-07
- 4 Bob Knight, Army 1966-71, Indiana 1972-2000, Texas Tech 02-07
- 4 Rick Pitino, Boston U. 1979-83, Providence 86-87, Kentucky 1990-97, Louisville 2002-07
- 3 Jim Boeheim, Syracuse 1977-2007
- 3 Lute Olson, Long Beach St. 1974, Iowa 75-83, Arizona 1984-2007
- 2 Billy Donovan, Marshall 1995-96, Florida 97-2007
- 2 Ben Howland, Northern Ariz. 1995-99, Pittsburgh 2000-03, UCLA 04-07
- 2 Tom Izzo, Michigan St. 1996-2007
- 2 Bill Self, Oral Roberts 1994-97, Tulsa 98-2000, Illinois 01-03, Kansas 04-07
- 2 Tubby Smith, Tulsa 1992-95, Georgia 96-97, Kentucky 1998-2007, Minnesota

MOST TEAMS

No. Coach, Team and Seasons

- 7 Tom Penders, Tufts 1972-74, Columbia 75-78, Fordham 79-86, Rhode Island 87-88, Texas 89-98, George Washington 99-2001, Houston 05-07
- 6 John Beilein, Nazareth 1983, Le Moyne 84-92, Canisius 93-97, Richmond 98-2002, West Virginia 03-07, Michigan
- 5 Mike Deane, Oswego St. 1981-82, Siena 87-94, Marquette 95-99, Lamar 2000-03, Wagner 04-07
- 5 Bob Huggins, Walsh 1981-83, Akron 85-89, Cincinnati 90-2005, Kansas St. 07, West Virginia
- 5 Pat Kennedy, Iona 1981-86, Florida St. 87-97, DePaul 98-2002, Montana 03-04, Towson 05-07
- 5 Lon Kruger, Tex.-Pan American 1983-86, Kansas St. 87-90, Florida 91-92, 94-96, Illinois 97-2000, UNLV 05-07
- 5 Ritchie McKay, Portland St. 1997-98, Colorado St. 99-2000, Oregon St. 01-02, New Mexico 03-07, Liberty
- 5 Rick Scruggs, North Greenville 1987-89, Belmont Abbey 90-91, Pikeville 92-94, Milligan 95, Gardner-Webb 96-2007
- 5 Jim Wooldrige, Central Mo. 1986-91, Texas St. 92-94, Louisiana Tech 95-98, Kansas St. 2001-06, UC Riverside
- 4 Steve Alford, Manchester 1992-95, Missouri St. 96-99, Iowa 2000-07, New Mexico
- 4 Rick Barnes, George Mason 1988, Providence 89-94, Clemson 95-98, Texas 99-2007
- 4 Keith Dambrot, Tiffin 1985-86, Ashland 90-91, Central Mich. 92-93, Akron 05-07
- 4 Matt Doherty, Notre Dame 2000, North Carolina 01-03, Fla. Atlantic 06, SMU 07
- 4 Cliff Ellis, South Ala. 1976-84, Clemson 85-94, Auburn 95-2004, Coastal Caro.
- 4 Larry Eustachy, Idaho 1991-93, Utah St. 94-98, Iowa St. 99-2003, Southern Miss. 05-07
- 4 Tim Floyd, Idaho 1987-88, New Orleans 89-94, Iowa St. 95-98, Southern California 2006-07
- 4 Rick Majerus, Marquette 1984-86, Ball St. 88-89, Utah 90-2004, St. Louis
- 4 Greg McDermott, Wayne St. (Neb.) 1995-2000, North Dakota St. 01, UNI 02-06, Iowa St. 07
- 4 Buzz Peterson, Appalachian St. 1997-2000, Tulsa 01, Tennessee 02-05, Coastal Caro. 06
- 4 Rick Pitino, Boston U. 1979-83, Providence 86-87, Kentucky 90-97, Louisville 2002-07
- 4 Oliver Purnell, Radford 1989-91, Old Dominion 92-94, Dayton 95-2003, Clemson 04-07

No. Coach, Team and Seasons

- 4 Kelvin Sampson, Montana Tech 1982-85, Washington St. 88-94, Oklahoma 95-2006, Indiana 07
- 4 Bill Self, Oral Roberts 1994-97, Tulsa 98-2000, Illinois 01-03, Kansas 04-07
- 4 Tubby Smith, Tulsa 1992-95, Georgia 96-97, Kentucky 98-2007, Minnesota
- 4 Rob Spivery, Montevallo 1986-95, Ashland 96, Alabama St. 97-2005, Southern U. 06
- 4 Al Walker, Colorado Col. 1989-93, Cornell 94-96, Chaminade 97-2000, Binghamton 01-07
- 4 Gary Williams, American 1979-82, Boston College 83-86, Ohio St. 87-89, Maryland 90-2007

All-Time Coaching Longevity Records

(Minimum 10 years as a Division I head coach)

MOST GAMES

No. Coach, Team and Seasons

- 1,354 Jim Phelan, Mt. St. Mary's 1955-03
- 1,253 Bob Knight, Army 1966-71, Indiana 72-2000, Texas Tech 02-07*
- 1,191 Lou Henson, Hardin-Simmons 1963-66, Illinois 76-96, New Mexico St. 67-75, 98-2005
- 1,180 Lefty Driesell, Davidson 1961-69, Maryland 70-86, James Madison 89-97, Georgia St. 1998-2003
- 1,133 Dean Smith, North Carolina 1962-97
- 1,113 Eddie Sutton, Creighton 1970-74, Arkansas 75-85, Kentucky 86-89, Oklahoma St. 91-2006
- 1,103 Henry Iba, Northwest Mo. St. 1930-33, Colorado 34, Oklahoma St. 35-70
- 1,102 Norm Stewart, UNI 1962-67, Missouri 68-99
- 1,080 Marv Harshman, Pacific Lutheran 1946-58, Washington St. 59-71, Washington 72-85
- 1,078 Jim Calhoun, Northeastern 1973-86, Connecticut 87-2007*
- 1,078 Ray Meyer, DePaul 1943-84
- 1,072 Don Haskins, UTEP 1962-99
- 1,066 Adolph Rupp, Kentucky 1931-52, 54-72
- 1,062 Hugh Durham, Florida St. 1967-78, Georgia 79-95, Jacksonville 98-2005
- 1,061 Ed Diddle, Western Ky. 1923-64
- 1,060 Lute Olson, Long Beach St. 1974, Iowa 75-83, Arizona 84-2007*
- 1,053 John Chaney, Cheyney 1973-82, Temple 83-2006
- 1,039 Ralph Miller, Wichita St. 1952-64, Iowa 65-70, Oregon St. 71-89
- 1,036 Mike Krzyzewski, Army 1976-80, Duke 81-2007
- 1,017 Norm Sloan, Presbyterian 1952-55, Citadel 57-60, North Carolina St. 67-80, Florida 61-66, 81-89

*active

MOST SEASONS

No. Coach, Team and Seasons

- 50 Phog Allen, Baker 1906-08, Haskell 09, Central Mo. St. 13-19, Kansas 08-09, 20-56
- 49 Jim Phelan, Mt. St. Mary's 1955-03
- 46 Frank J. Hill, Seton Hall 1912-18, 20-30, Rutgers 16-43
- 42 Ed Diddle, Western Ky. 1923-64
- 42 Ray Meyer, DePaul 1943-84
- 41 Lefty Driesell, Davidson 1961-69, Maryland 70-86, James Madison 89-97, Georgia St. 98-2003
- 41 Lou Henson, Hardin-Simmons 1963-66, Illinois 76-96, New Mexico St. 67-75, 98-2005
- 41 Tony Hinkle, Butler 1927-42, 46-70
- 41 Henry Iba, Northwest Mo. St. 1930-33, Colorado 34, Oklahoma St. 35-70
- 41 Bob Knight, Army 1966-71, Indiana 72-2000, Texas Tech 02-07*
- 41 Adolph Rupp, Kentucky 1931-52, 54-72
- 40 Marv Harshman, Pacific Lutheran 1946-58, Washington St. 59-71, Washington 72-85
- 39 Cal Luther, DePaul 1955-58, Murray St. 59-74, Longwood 82-90, Tenn.-Martin 91-99, Bethel (Tenn.) 2000
- 38 Fred Enke, Louisville 1924-25, Arizona 26-61
- 38 Don Haskins, UTEP 1962-99
- 38 Ralph Miller, Wichita St. 1952-64, Iowa 65-70, Oregon St. 71-89
- 38 Norm Stewart, UNI 1962-67, Missouri 68-99
- 37 Hugh Durham, Florida St. 1967-78, Georgia 79-95, Jacksonville 98-2005
- 37 Nat Holman, CCNY 1920-52, 55-56, 59-60
- 37 Norm Sloan, Presbyterian 1952-55, Citadel 57-60, North Carolina St. 67-80, Florida 61-66, 81-89

*active

MOST SEASONS AT ONE SCHOOL

No. Coach, Team and Seasons

- 49 James Phelan, #Mt. St. Mary's 1955-2003
- 42 Ed Diddle, #Western Ky. 1923-64
- 42 Ray Meyer, #DePaul 1943-84

No. Coach, Team and Seasons

41	Tony Hinkle, #Butler 1927-42, 46-70
41	Adolph Rupp, #Kentucky 1931-52, 54-72
39	Phog Allen, Kansas 1908-09, 20-56
38	Don Haskins, #UTEP 1962-99
37	Nat Holman, #CCNY 1920-52, 55-56, 59-60
36	Fred Enke, Arizona 1926-61
36	Slats Gill, #Oregon St. 1929-64
36	Henry Iba, Oklahoma St. 1935-70
36	Dean Smith, #North Carolina 1962-97
36	Glenn Wilkes, #Stetson 1958-93
35	Howard Cann, #New York U. 1924-58
34	Nelson Norgren, #Chicago 1922-42, 45-57
32	Norm Stewart, Missouri 1968-99
31	Jim Boeheim, #Syracuse 1977-2007*
31	Doc Carlson, #Pittsburgh 1923-53
31	Taps Gallagher, #Niagara 1932-43, 47-65
31	Cy McClairen, #Bethune-Cookman 1962-66, 68-93

*active; #has coached only at this school

COACHES WITH 100 OR MORE WINS AT FOUR DIVISION I SCHOOLS**Coach, Total Wins (Schools, Wins)**

Lefty Driesell, 786 wins, 1961-86, 89-2003 (Davidson 176, Maryland 348, James Madison 159, Georgia St. 103)

COACHES WITH 100 OR MORE WINS AT THREE DIVISION I SCHOOLS**Coach, Total Wins (Schools, Wins)**

Tom Davis, 581 wins, 1972-99, 2004-06 (Lafayette 116, Boston College 100, Iowa 270)
 Hugh Durham, 633 wins, 1967-95, 98-2005 (Florida St. 230, Georgia 297, Jacksonville 106)
 Cliff Ellis, 534 wins, 1976-2004 (South Ala. 171, Clemson 177, Auburn 186)
 Mike Jarvis, 369 wins, 1986-2004 (Boston U. 101, George Washington 152, St. John's (N.Y.) 116)
 Bob Knight, 869 wins, 1966-2000, 02-07 (Army 102, Indiana 662, Texas Tech 126)*
 Frank McGuire, 549 wins (St. John's (N.Y.) 102, North Carolina 164, South Carolina 283)
 Jerry Tarkanian, 729 wins (Long Beach St. 116, UNLV 509, Fresno St. 104)
 Billy Tubbs, 641 wins (Oklahoma 333, TCU 156, Lamar 121)
 Butch van Breda Kolff, 482 wins (Lafayette 132, Hofstra 215, Princeton 103)

*active.

COACHES WITH 200 OR MORE WINS AT TWO DIVISION I SCHOOLS**Coach, Total Wins (Schools, Wins)**

Jim Calhoun, 733 wins (Northeastern 248, Connecticut 502)*
 Hugh Durham, 633 wins (Florida St. 230, Georgia 297)
 Lou Henson, 779 wins (Illinois 423, New Mexico St. 289)
 Neil McCarthy, 431 wins (Weber St. 205, New Mexico St. 226)
 Ralph Miller, 657 wins (Wichita St. 220, Oregon St. 342)
 Johnny Orr, 466 wins (Michigan 209, Iowa St. 218)
 Norm Sloan, 624 wins (Florida 232, North Carolina St. 266)
 Eddie Sutton, 798 wins (Arkansas 260, Oklahoma 368)

*active.

MOST DIVISION I 20-WIN SEASONS**No. Coach, Team and Seasons**

30	Dean Smith, North Carolina 1962-97
29	Jim Boeheim, Syracuse 1977-2007*
29	Bob Knight, Army 1966-71, Indiana 72-2000, Texas Tech 02-07*
29	Lute Olson, Long Beach St. 1974, Iowa 75-83, Arizona 84-2007*
25	Eddie Sutton, Creighton 1970-74, Arkansas 75-85, Kentucky 86-89, Oklahoma St. 91-2007*
25	Jerry Tarkanian, Long Beach St. 1969-73, UNLV 74-92, Fresno St. 96-2002
23	Mike Krzyzewski, Army 1976-80, Duke 81-2007*
23	Adolph Rupp, Kentucky 1931-52, 54-72
22	Lefty Driesell, Davidson 1961-69, Maryland 70-86, James Madison 89-97, Georgia St. 1998-2003
21	Jim Calhoun, Northeastern 1973-86, Connecticut 87-2007*
21	Denny Crum, Louisville 1972-2001
20	Lou Henson, Hardin-Simmons 1963-66, Illinois 76-96, New Mexico St. 67-75, 99-2005
19	Bob Huggins, Walsh 1981-83, Akron 1985-89, Cincinnati 90-2005, Kansas St. 07, West Virginia*
19	John Thompson, Georgetown 1973-99
18	Lou Carnesecca, St. John's (N.Y.) 1966-92
18	Ed Diddle, Western Ky. 1923-64
18	Billy Tubbs, Southwestern (Tex.) 1972-73, Oklahoma 81-94, TCU 95-2002, Lamar 1977-80, 2004-06

No. Coach, Team and Seasons

18	John Wooden, Indiana St. 1947-48, UCLA 49-75
17	Don Haskins, UTEP 1962-99
17	Mike Montgomery, Montana 1979-86, Stanford 87-2004
17	Norm Stewart, UNI 1962-67, Missouri 1968-99
17	Roy Williams, Kansas 1989-2003, North Carolina 04-2007*

*active

MOST CONSECUTIVE DIVISION I 20-WIN SEASONS**No. Coach, Team and Seasons**

27	Dean Smith, North Carolina 1971-97
20	Lute Olson, Arizona 1988-2007*
14	Jim Boeheim, Syracuse 1983-96*
14	Tubby Smith, Tulsa 1994-95, Georgia 96-97, Kentucky 98-2007, Minnesota*
14	Roy Williams, Kansas 1990-2003*
13	Denny Crum, Louisville 1972-84
13	John Thompson, Georgetown 1978-90
12	Billy Tubbs, Oklahoma 1982-93
11	Bob Huggins, Cincinnati 1992-2002
11	Mike Krzyzewski, Duke 1997-2007*
11	Mike Krzyzewski, Duke 1984-94*
11	Al McGuire, Marquette 1967-77
11	Jerry Tarkanian, Long Beach St. 1970-73, UNLV 74-80
11	Jerry Tarkanian, UNLV 1982-92
10	Jim Boeheim, Syracuse 1998-2007*
10	Everett Case, North Carolina St. 1947-56
10	Mike Montgomery, Stanford 1995-2004
10	G. Ott Romney, Montana St. 1924-28, BYU 29-33
10	Kelvin Sampson, Oklahoma 1998-2006, Indiana 07*
10	Eddie Sutton, Arkansas 1977-85, Kentucky 86

*active

MOST DIVISION I 30-WIN SEASONS**No. Coach, Team and Seasons**

9	Mike Krzyzewski, Army 1976-80, Duke 1981-2007*
7	Roy Williams, Kansas 1989-2003, North Carolina 2004-07*
6	Jim Calhoun, Northeastern 1973-86, Connecticut 87-2007*
4	John Calipari, Massachusetts 1989-96, Memphis 2001-07*
4	Bob Knight, Army 1966-71, Indiana 1972-2000, Texas Tech 02-07*
4	Rick Pitino, Boston U. 1979-83, Providence 86-87, Kentucky 1990-97, Louisville 2002-07*
4	Nolan Richardson, Tulsa 1981-85, Arkansas 1986-2002
4	Adolph Rupp, Kentucky 1931-52, 54-72
4	Jerry Tarkanian, Long Beach St. 1969-73, UNLV 1974-92, Fresno St. 96-2002
4	John Wooden, Indiana St. 1947-48, UCLA 1949-1975
3	Jim Boeheim, Syracuse 1977-2007*
3	Denny Crum, Louisville 1972-2001
3	Guy Lewis, Houston 1957-86
3	Mike Montgomery, Montana 1979-86, Stanford 1987-2004
3	Lute Olson, Long Beach St. 1974, Iowa 75-83, Arizona 1984-2007*
3	Dean Smith, North Carolina 1962-97
3	Eddie Sutton, Creighton 1970-74, Arkansas 1975-85, Kentucky 86-89, Oklahoma St. 91-2006
3	John Thompson, Georgetown 1973-99
3	Billy Tubbs, Southwestern (Tex.) 1972-73, Oklahoma 1981-94, TCU 95-2002, Lamar 1977-80, 2004-06
2	Forddy Anderson, Drake 1947-48, Bradley 1949-54, Michigan St. 55-65, Hiram Scott 66-70
2	Lou Carnesecca, St. John's (N.Y.) 1966-92
2	John Chaney, Cheyney 1973-82, Temple 1983-2006
2	Billy Donovan, Marshall 1995-96, Florida 97-2007*
2	Ben Howland, Northern Ariz. 1995-99, Pittsburgh 2000-03, UCLA 04-07*
2	Tom Izzo, Michigan St. 1996-2007*
2	Rick Majerus, Marquette 1984-86, Ball St. 88-89, Utah 1990-2004
2	G. Ott Romney, Montana St. 1923-28, BYU 29-35
2	Bill Self, Oral Roberts 1994-97, Tulsa 98-2000, Illinois 01-03, Kansas 04-07*
2	Tubby Smith, Tulsa 1992-95, Georgia 96-97, Kentucky 1998-2007, Minnesota*

*active

MOST TEAMS**No. Coach, Team and Seasons**

7	Ben Jobe, Talladega 1965-67, Alabama St. 68, South Carolina St. 69-73, Denver 79-80, Alabama A&M 83-86, Tuskegee 97-2000, Southern U. 1987-96, 2002-03
7	Tom Penders, Tufts 1972-74, Columbia 75-78, Fordham 79-86, Rhode Island 87-88, Texas 89-98, George Washington 99-2001, Houston 05-07*
7	Elmer Ripley, Wagner 1923-25, Georgetown 28-29, 39-43, 47-49, Yale 30-35, Columbia 44-45, Notre Dame 46, John Carroll 50-51, Army 52-53

No. Coach, Team and Seasons

- 7 Bob Vanatta, Central Methodist 1943, 48-50, Missouri St. 51-53, Army 54, Bradley 55-56, Memphis 57-62, Missouri 63-67, Delta St. 73
- 6 J.D. Barnett, Lenoir Rhyne 1970, High Point 71, Louisiana Tech 78-79, Va. Commonwealth 80-85, Tulsa 86-91, Northwestern St. 95-99
- 6 Gene Bartow, Central Mo. St. 1962-64, Valparaiso 65-70, Memphis 71-74, Illinois 75, UCLA 76-77, UAB 79-96
- 6 John Beilein, Nazareth 1983, Le Moyne 84-92, Canisius 93-97, Richmond 99-2002, West Virginia 03-07, Michigan*
- 6 Bill E. Foster, Bloomsburg 1961-63, Rutgers 64-71, Utah 72-74, Duke 75-80, South Carolina 81-86, Northwestern 87-93
- 6 George Keogan, Wis.-Superior 1913-14, St. Louis 16, St. Thomas (Minn.)18, Allegheny 19, Valparaiso 20-21, Notre Dame 24-43
- 6 Press Maravich, West Va. Wesleyan 1950, Davis & Elkins 51-52, Clemson 57-62, North Carolina St. 65-66, LSU 67-72, Appalachian St. 73-75
- 6 Harry Miller, Western St. 1953-58, Fresno St. 61-65, Eastern N.M. 66-70, North Texas 71, Wichita St. 72-78, Stephen F. Austin 79-88
- 6 Hal Wissel, TCNJ 1965-67, Lafayette 68-71, Fordham 72-76, Fla. Southern 78-82, Charlotte 83-85, Springfield 87-90
- 5 Ozzie Cowles, Carleton 1925-30, Wis.-River Falls 34-36, Dartmouth 37-43, 45-46, Michigan 47-48, Minnesota 49-59
- 5 Tom Davis, Lafayette 1972-77, Boston College 78-82, Stanford 83-86, Iowa 87-99, Drake 2004-07
- 5 Mike Deane, Oswego St. 1981-82, Siena 87-94, Marquette 95-99, Lamar 2000-03, Wagner 04-07*
- 5 Don DeVoe, Virginia Tech 1972-76, Wyoming 77-78, Tennessee 79-89, Florida 90, Navy 93-2004
- 5 Bill C. Foster, Shorter 1963-67, Charlotte 71-75, Clemson 76-84, Miami (Fla.) 86-90, Virginia Tech 92-97

No. Coach, Team and Seasons

- 5 Ron Greene, Loyola (La.) 1968-69, New Orleans 70-77, Mississippi St. 78, Murray St. 79-85, Indiana St. 86-89
- 5 Blair Gullion, Earlham 1928-35, Tennessee 36-38, Cornell 39-42, Connecticut 46-47, Washington-St. Louis 48-52, 54-59
- 5 Bob Huggins, Walsh 1981-83, Akron 85-89, Cincinnati 90-2005, Kansas St. 07, West Virginia*
- 5 Pat Kennedy, Iona 1981-86, Florida St. 87-97, DePaul 98-2002, Montana 03-04, Towson 05-07*
- 5 Lon Kruger, Tex.-Pan American 1983-86, Kansas St. 87-90, Florida 91-92, Illinois 97-2000, UNLV 05-07*
- 5 Tates Locke, Army 1964-65, Miami (Ohio) 67-70, Clemson 71-75, Jacksonville 79-81, Indiana St. 90-94
- 5 Ken Loeffler, Geneva 1929-35, Yale 36-42, Denver 46, La Salle 50-55, Texas A&M 56-57
- 5 Cal Luther, DePauw 1955-58, Murray St. 59-74, Longwood 82-90, Tenn.-Martin 91-99, Bethel (Tenn.) 2000
- 5 John Mauer, Kentucky 1928-30, Miami (Ohio) 31-38, Tennessee 39-43, 45-47, Army 48-51, Florida 52-60
- 5 Lynn Nance, Iowa St. 1977-80, Central Mo. St. 81-85, St. Mary's (Cal.) 87-89, Washington 90-93, Southwest Baptist 97-99
- 5 Norm Shepard, North Carolina 1924, Guilford 29, Randolph-Macon 30-36, Davidson 38-49, Harvard 50-54
- 5 Gordon Stauffer, Washburn 1967, Indiana St. 68-75, IPFW 76-79, Geneva 80-81, Nicholls 82-90
- 5 E.J. Stewart, Purdue 1909, Oregon St. 12-16, Nebraska 17-19, Texas 24-27, UTEP 28
- 5 Tex Winter, Marquette 1952-53, Kansas St. 54-68, Washington 69-71, Northwestern 74-78, Long Beach St. 79-83
- 5 Jim Wooldrige, Central Mo. 1986-91, Texas St. 92-94, Louisiana Tech 95-98, Kansas St. 2001-06, UC Riverside*

*active

Division I Head Coaching Changes

Year	Teams	Chngs.	Pct.	1st Yr.	Year	Teams	Chngs.	Pct.	1st Yr.
1950	145	22	15.2	11	1963	178	24	13.5	15
1951	153	28	18.3	15	1964	179	23	12.8	17
1952	156	23	14.7	18	1965	182	15	8.2	8
1953	158	20	12.7	13	1966	182	24	13.2	20
1954	160	12	7.5	7	1967	185	33	17.8	18
1955	162	21	13.0	9	1968	189	26	13.8	16
1956	166	18	10.8	12	1969	193	29	15.0	19
1957	167	18	10.8	9	1970	196	29	14.8	17
1958	173	14	8.1	8	1971	203	30	14.8	17
1959	174	20	11.5	10	1972	210	37	17.6	21
1960	175	23	13.1	15	1973	216	38	17.6	24
1961	173	15	8.7	11	1974	233	41	17.6	23
1962	178	15	8.4	14					

Year	Teams	Chngs.	Pct.	1st Yr.	Year	Teams	Chngs.	Pct.	1st Yr.
1975	235	44	18.7	30	1992	298	39	13.1	15
1976	235	34	14.5	20	1993	298	34	11.4	15
1977	245	39	15.9	21	1994	301	33	11.0	17
1978	254	39	15.4	24	1995	302	58	19.2	28
1979	257	53	20.6	28	1996	305	42	13.8	31
1980	261	43	16.5	23	1997	305	52	17.0	29
1981	264	42	15.9	21	1998	306	63	20.6	31
1982	273	37	13.6	20	1999	310	45	14.5	30
1983	274	37	13.5	18	2000	318	55	17.3	27
1984	276	38	13.8	21	2001	318	53	16.7	31
1985	282	26	9.2	15	2002	321	47	14.6	22
1986	283	56	19.8	21	2003	325	44	13.5	29
1987	290	66	22.8	35	2004	326	46	14.1	20
1988	290	39	13.4	16	2005	326	40	12.3	25
1989	293	42	14.3	24	2006	326	47	14.4	25
1990	292	54	18.5	29	2007	325	61	18.8	35
1991	295	41	13.9	16					

Division I Coach of the Year

Season	United Press International	The Associated Press	U.S. Basketball Writers Assn.	National Assn. of Basketball Coaches	Naismith	The Sporting News	CBS/Chevrolet
1955	Phil Woolpert San Francisco						
1956	Phil Woolpert San Francisco						
1957	Frank McGuire North Carolina						
1958	Tex Winter Kansas St.						
1959	Adolph Rupp Kentucky		Eddie Hickey Marquette				
1960	Pete Newell California		Pete Newell California				
1961	Fred Taylor Ohio St.		Fred Taylor Ohio St.				
1962	Fred Taylor Ohio St.		Fred Taylor Ohio St.				
1963	Ed Jucker Cincinnati		Ed Jucker Cincinnati				
1964	John Wooden UCLA		John Wooden UCLA			John Wooden UCLA	
1965	Dave Strack Michigan		Bill van Breda Kolff Princeton				
1966	Adolph Rupp Kentucky		Adolph Rupp Kentucky			Adolph Rupp Kentucky	
1967	John Wooden UCLA	John Wooden UCLA	John Wooden UCLA			Jack Hartman Southern Ill.	
1968	Guy Lewis Houston	Guy Lewis Houston	Guy Lewis Houston			Guy Lewis Houston	
1969	John Wooden UCLA	John Wooden UCLA	Maury John Drake	John Wooden UCLA		John Wooden UCLA	
1970	John Wooden UCLA	John Wooden UCLA	John Wooden UCLA	John Wooden UCLA		Adolph Rupp Kentucky	
1971	Al McGuire Marquette	Al McGuire Marquette	Al McGuire Marquette	Jack Kraft Villanova		Al McGuire Marquette	
1972	John Wooden UCLA	John Wooden UCLA	John Wooden UCLA	John Wooden UCLA		John Wooden UCLA	
1973	John Wooden UCLA	John Wooden UCLA	John Wooden UCLA	Gene Bartow Memphis		John Wooden UCLA	
1974	Digger Phelps Notre Dame	Norm Sloan North Carolina St.	Norm Sloan North Carolina St.	Al McGuire Marquette		Digger Phelps Notre Dame	
1975	Bob Knight Indiana	Bob Knight Indiana	Bob Knight Indiana	Bob Knight Indiana		Bob Knight Indiana	
1976	Tom Young Rutgers	Bob Knight Indiana	Bob Knight Indiana	Johnny Orr Michigan		Tom Young Rutgers	
1977	Bob Gaillard San Francisco	Bob Gaillard San Francisco	Eddie Sutton Arkansas	Dean Smith North Carolina		Lee Rose Charlotte	
1978	Eddie Sutton Arkansas	Eddie Sutton Arkansas	Ray Meyer DePaul	Bill Foster Duke		Bill Foster Duke	
1979	Bill Hodges Indiana St.	Bill Hodges Indiana St.	Dean Smith North Carolina	Abe Lemons Texas			
1980	Ray Meyer DePaul	Ray Meyer DePaul	Ray Meyer DePaul	Ray Meyer DePaul		Bill Hodges Indiana St.	
1981	Ralph Miller Oregon St.	Ralph Miller Oregon St.	Ralph Miller Oregon St.	Lute Olson Iowa		Lute Olson Iowa	
1982	Norm Stewart Missouri	Ralph Miller Oregon St.	John Thompson Georgetown	Ralph Miller Oregon St.		Dale Brown LSU	Gene Keady Purdue
1983	Jerry Tarkanian UNLV	Guy Lewis Houston	Lou Carnesecca St. John's (N.Y.)	Don Monson Idaho		Denny Crum Louisville	Lou Carnesecca St. John's (N.Y.)
1984	Ray Meyer DePaul	Ray Meyer DePaul	Gene Keady Purdue	Marv Harshman Washington		John Thompson Georgetown	Gene Keady Purdue
1985	Lou Carnesecca St. John's (N.Y.)	Bill Frieder Michigan	Lou Carnesecca St. John's (N.Y.)	John Thompson Georgetown		Lou Carnesecca St. John's (N.Y.)	Dale Brown LSU
1986	Mike Krzyzewski Duke	Eddie Sutton Kentucky	Dick Versace Bradley	Eddie Sutton Kentucky		Denny Crum Louisville	Mike Krzyzewski Duke
1987	John Thompson Georgetown	John Chaney Iowa	John Chaney Temple	Rick Pitino Providence	Bob Knight Indiana	Rick Pitino Providence	Joey Meyer DePaul
1988	John Chaney Temple	John Chaney Temple	John Chaney Temple	John Chaney Temple	Larry Brown Kansas	John Chaney Temple	John Chaney Temple
1989	Bob Knight Indiana	Bob Knight Indiana	Bob Knight Indiana	P.J. Carlesimo Seton Hall	Mike Krzyzewski Duke	P.J. Carlisemo Seton Hall	Lute Olson Arizona
1990	Jim Calhoun Connecticut	Jim Calhoun Connecticut	Roy Williams Kansas	Jud Heathcote Michigan St.	Bobby Cremins Georgia Tech	Jim Calhoun Connecticut	Jim Calhoun Connecticut
1991	Rick Majerus Utah	Randy Ayers Ohio St.	Randy Ayers Ohio St.	Mike Krzyzewski Duke	Randy Ayers Ohio St.	Rick Pitino Kentucky	Randy Ayers Ohio St.
1992	Perry Clark Tulane	Roy Williams Kansas	Perry Clark Tulane	George Raveling Southern California	Mike Krzyzewski Duke	Mike Krzyzewski Duke	George Raveling Southern California
1993	Eddie Fogler Vanderbilt	Eddie Fogler Vanderbilt	Eddie Fogler Vanderbilt	Eddie Fogler Vanderbilt	Dean Smith North Carolina	Eddie Fogler Vanderbilt	Eddie Fogler Vanderbilt

Season	United Press International	The Associated Press	U.S. Basketball Writers Assn.	National Assn. of Basketball Coaches	Naismith	The Sporting News	CBS/Chevrolet
1994	Norm Stewart Missouri	Norm Stewart Missouri	Charlie Spoonhour St. Louis	Nolan Richardson Arkansas Gene Keady Purdue	Nolan Richardson Arkansas	Norm Stewart Missouri	Nolan Richardson Arkansas
1995	Leonard Hamilton Miami (Fla.)	Kelvin Sampson Oklahoma	Kelvin Sampson Oklahoma	Jim Harrick UCLA	Jim Harrick UCLA	Jud Heathcote Michigan St.	Gene Keady Purdue
1996	Gene Keady Purdue	Gene Keady Purdue	Gene Keady Purdue	John Calipari Massachusetts	John Calipari Massachusetts	John Calipari Massachusetts	Gene Keady Purdue
1997		Clem Haskins Minnesota	Clem Haskins Minnesota	Clem Haskins Minnesota	Roy Williams Kansas	Roy Williams Kansas	Clem Haskins Minnesota
1998		Tom Izzo Michigan St.	Tom Izzo Michigan St.	Bill Guthridge North Carolina	Bill Guthridge North Carolina	Bill Guthridge North Carolina	Bill Guthridge North Carolina
1999		Cliff Ellis Auburn	Cliff Ellis Auburn	Mike Krzyzewski Duke	Mike Krzyzewski Duke	Cliff Ellis Auburn	Cliff Ellis Auburn
2000		Larry Eustachy Iowa St.	Larry Eustachy Iowa St.	Gene Keady Purdue	Mike Montgomery Stanford	Bob Huggins Cincinnati	Mike Krzyzewski Duke
2001		Matt Doherty North Carolina	Al Skinner Boston College	Tom Izzo Michigan St.	Rod Barnes Mississippi	Al Skinner Boston College	Al Skinner Boston College
2002		Ben Howland Pittsburgh	Ben Howland Pittsburgh	Kelvin Sampson Oklahoma	Ben Howland Pittsburgh	Ben Howland Pittsburgh	Kelvin Sampson Oklahoma
2003		Tubby Smith Kentucky	Tubby Smith Kentucky	Tubby Smith Kentucky	Tubby Smith Kentucky	Tubby Smith Kentucky	Tubby Smith Kentucky
2004		Phil Martelli St. Joseph's	Phil Martelli St. Joseph's	Phil Martelli St. Joseph's	Phil Martelli St. Joseph's	Mike Montgomery Stanford	Phil Martelli St. Joseph's
2005		Bruce Weber Illinois	Bruce Weber Illinois	Bruce Weber Illinois	Bruce Weber Illinois	Bruce Weber Illinois	Bruce Weber Illinois
2006		Roy Williams North Carolina	Roy Williams North Carolina	Jay Wright Villanova	Jay Wright Villanova	Bruce Pearl Tennessee	Jay Wright Villanova
2007		Tony Bennett Washington St.	Tony Bennett Washington St.	Todd Lickliter Butler	Tony Bennett Washington St.	Tony Bennett Washington St.	Tony Bennett Washington St.

Adolph Rupp Cup: 2004-Phil Martelli, St. Joseph's; 2005-Bruce Weber, Illinois; 2006-Roy Williams, North Carolina; 2007-Bo Ryan, Wisconsin.

Basketball Times Coach of the Year: 1982-Gale Catlett, West Virginia; 1983-Lou Carnesecca, St. John's (N.Y.); 1984-Jerry Tarkanian, UNLV; 1985-Bobby Cremins, Georgia Tech; 1986-Mike Krzyzewski, Duke; 1987-Wimp Sanderson, Alabama; 1988-Lute Olson, Arizona; 1989-Bob Knight, Indiana; 1990-Rick Pitino, Kentucky; 1991-Rick Majerus, Utah; 1992-Steve Fisher, Michigan; 1993-Dean Smith, North Carolina; 1994-Norm Stewart, Missouri; 1995-Eddie Sutton, Oklahoma St.; 1996-John Calipari, Massachusetts; 1997-Mike Krzyzewski, Duke; 1998-Bob Huggins, Cincinnati; 1999-Tom Izzo, Michigan St.; 2000-Mike Montgomery, Stanford; 2001-Al Skinner, Boston College; 2002-Bob Knight, Texas Tech; 2003-Tubby Smith, Kentucky; 2004-Mike Montgomery, Stanford; 2005-Bruce Weber, Illinois; 2006-Bruce Pearl, Tennessee; 2007-Tony Bennett, Washington St.

Jim Phelan Award: 2003-Mark Slonaker, Mercer; 2004-Phil Martelli, St. Joseph's; 2005-Tubby Smith, Kentucky; 2006-Ben Howland, UCLA; 2007- Tony Bennett, Washington St.

Legends of Coaching Award: 1999-Dean Smith, North Carolina; 2000-Mike Krzyzewski, Duke; 2001-Lute Olson, Arizona; 2002-Denny Crum, Louisville; 2003-Roy Williams, Kansas; 2004-Mike Montgomery, Stanford; 2005-Jim Calhoun, Connecticut; 2006-Jim Boeheim, Syracuse; 2007- Gene Keady, Purdue.

Division II Coaching Records

Winningest Active Coaches

(Minimum five years as a head coach; includes record at four-year colleges only.)

BY PERCENTAGE

Coach, Team	Years	Won	Lost	Pct.
1. Danny Young, Montevallo.....	6	157	39	.801
2. Rick Herdes, Southern Ind.....	6	158	40	.798
3. Dave Robbins, Virginia Union.....	29	691	186	.788
4. Greg Zimmerman, Alderson-Broaddus.....	6	146	42	.777
5. Jeff Oliver, Cal St. San B'dino.....	5	109	35	.757
6. Don Meyer, Northern St.....	35	862	295	.745
7. Ron Niekamp, Findlay.....	22	477	169	.738
8. Tom Kropp, Neb.-Kearney.....	17	373	135	.734
9. Bob Chipman, Washburn.....	28	628	240	.724
10. Gordon Gibbons, Clayton St.....	17	373	143	.723
11. Brian Beaury, St. Rose.....	21	467	181	.721
12. Herb Magee, Philadelphia U.....	40	833	327	.718
13. Kim Anderson, Central Mo.....	5	109	45	.708
14. Greg Kamansky, Cal Poly Pomona.....	7	140	59	.704
15. Rick Cooper, West Tex. A&M.....	20	426	180	.703
16. David Boots, South Dakota.....	25	501	212	.703
17. Richard Schmidt, Tampa.....	26	527	236	.691
18. Stan Spirou, Southern N.H.....	22	454	207	.687
19. Luke D'Alessio, Bowie St.....	8	163	75	.685
20. Lonn Reisman, Tarleton St.....	19	391	180	.685
21. Mark Johnson, Fort Hays St.....	6	119	55	.684

Coach, Team

Coach, Team	Years	Won	Lost	Pct.
22. Ken Barer, Mass.-Lowell.....	6	124	58	.681
23. Mike Leaf, Winona St.....	9	188	88	.681
24. Steve Tappmeyer, Northwest Mo. St.....	19	371	185	.667
25. Ken Wagner, BYU-Hawaii.....	17	323	163	.665
26. Matt Margenthaler, Minn. St. Mankato.....	6	118	60	.663
27. Kevin Schlagel, St. Cloud St.....	11	199	102	.661
28. Jeff Hironaka, Seattle Pacific.....	5	94	49	.657
29. Greg Walcavich, Edinboro.....	26	485	253	.657
30. Tom Ryan, Eckerd.....	11	213	112	.655
31. Jeff Ray, Midwestern St.....	10	192	101	.655
32. Kevin Luke, Michigan Tech.....	13	247	131	.653
33. Keith Dickson, St. Anselm.....	21	407	217	.652
34. Jay Lawson, Bentley.....	16	304	163	.651
35. Jim Baker, Catawba.....	13	243	133	.646
36. Jeff Guiot, Southwest Baptist.....	6	113	63	.642
37. Jim Heaps, Mesa St.....	11	195	109	.641
38. Craig Carse, Mont. St.-Billings.....	16	289	162	.641
39. Grady Brewer, Morehouse.....	7	128	72	.640
40. Dick DeLaney, West Chester.....	20	355	201	.638
41. Fred Thompson, Millersville.....	9	161	94	.631
42. Dave Balza, Fla. Gulf Coast.....	8	149	87	.631
43. Brad Jackson, Western Wash.....	22	409	239	.631
44. Jeff Burkhamer, Armstrong Atlantic.....	5	94	55	.631
45. Dave Davis, Pfeiffer.....	16	288	170	.629
46. Mike Ruane, Bridgeport.....	7	132	78	.629
47. Tom Klusman, Rollins.....	27	483	287	.627
48. James Cosgrove, Adelphi.....	10	177	107	.623
49. Steve Joyner, Johnson C. Smith.....	20	358	217	.623
50. Bill Brown, California (Pa.).....	21	355	218	.620

Coach, Team	Years	Won	Lost	Pct.
51. Bill Clingan, Mount Olive	17	301	188	.616
52. Terry Evans, Central Okla.	5	89	56	.614
53. Gregg Nibert, Presbyterian	18	327	206	.614
54. Mark Corino, Caldwell	24	429	274	.610
55. Mike Sandifar, Oakland City	25	435	279	.609
56. Darren Metress, Augusta St.	11	192	124	.608
57. Parker Laketa, Wingate	7	129	84	.606
58. Bryan Poore, West Virginia St.	9	161	105	.605
59. Jeff Morgan, Harding	15	253	167	.602
60. Tom Smith, Mo. Western St.	32	546	367	.598
61. Ron Righter, Clarion	21	334	226	.596
62. Larry Gipson, Northeastern St.	15	254	175	.592
63. Terry Sellers, GC&SU	14	234	162	.591
64. Cesar Odio, Barry	13	217	153	.586
65. David Moe, Emporia St.	6	100	71	.585
66. Greg Sparling, Central Wash.	13	199	142	.584
67. Gary Edwards, Francis Marion	23	392	281	.582
68. Ron Spry, Paine	27	440	317	.581
69. Art Luptowski, American Int'l.	18	301	217	.581
70. Stu Engen, Minn. St. Moorhead	15	229	166	.580

BY VICTORIES

(Minimum five years as a head coach; includes record at four-year colleges only.)

Coach, Team	Years	Won	Lost	Pct.
1. Don Meyer, Northern St.	35	862	295	.745
2. Herb Magee, Philadelphia U.	40	833	327	.718
3. Dave Robbins, Virginia Union	29	691	186	.788
4. Bob Chipman, Washburn	28	628	240	.724
5. Tom Smith, Mo. Western St.	32	546	367	.598
6. Richard Schmidt, Tampa	26	527	236	.691
7. Dave Boots, South Dakota	25	501	212	.703
8. Greg Walcavich, Edinboro	26	485	253	.657
9. Tom Klusman, Rollins	27	483	287	.627
10. Ron Niekamp, Findlay	22	477	169	.738
11. Lonnie Porter, Regis (Colo.)	30	476	353	.574
12. Brian Beaury, St. Rose	21	467	181	.721
13. Tim Hills, Northwest Nazarene	28	461	426	.520
14. Stan Spirou, Southern N.H.	22	454	207	.687
15. Gene Iba, Pittsburg St.	27	450	329	.578
16. Ron Spry, Paine	27	440	317	.581
17. Mike Sandifar, Oakland City	25	435	279	.609
18. Mark Corino, Caldwell	24	429	274	.610
19. Rick Cooper, West Tex. A&M	20	426	180	.703
20. Brad Jackson, Western Wash.	22	409	239	.631
21. Keith Dickson, St. Anselm	21	407	217	.652
22. Tom Wood, Humboldt St.	26	401	322	.555
23. Gary Edwards, Indiana (Pa.)	23	392	281	.582
24. Lonn Reisman, Tarleton St.	19	391	180	.685
25. Bert Hammel, Merrimack	27	387	379	.505
26. John Lentz, Lenoir-Rhyne	24	379	294	.563
27. Tom Kropp, Neb.-Kearney	17	373	135	.734
Gordon Gibbons, Clayton St.	17	373	143	.723
29. Steve Tappmeyer, Northwest Mo. St.	19	371	185	.667
30. Mike Nienaber, Christian Bros.	24	363	382	.487
31. Billy Lee, St. Andrews	27	360	407	.469
32. Steve Joyner, Johnson C. Smith	20	358	217	.623
33. Dick DeLaney, West Chester	20	355	201	.638
Bill Brown, California (Pa.)	21	355	218	.620
35. Jim Boone, Tusculum	21	347	263	.569
36. Gary Tuell, Nova Southeastern	19	346	252	.579
37. Dean Ellis, Northern Mich.	21	339	253	.573
38. Ron Righter, Clarion	21	334	226	.596
39. Gregg Nibert, Presbyterian	18	327	206	.614
40. Eddie Payne, S.C. Upstate	21	325	282	.535
41. Ken Wagner, BYU-Hawaii	17	323	163	.665
42. Bob Hofman, Fort Lewis	19	311	227	.578
43. Greg White, Charleston (W.V.)	21	307	281	.522
44. Jay Lawson, Bentley	16	304	163	.651
45. Bill Clingan, Mount Olive	17	301	188	.616
Art Luptowski, American Int'l.	18	301	217	.581
47. Serge DeBari, Assumption	21	300	244	.551
48. Steve Cox, Concord	18	291	230	.559
49. Craig Carse, Mont. St.-Billings	16	289	162	.641
50. Dave Davis, Pfeiffer	16	288	170	.629
51. Lennie Acuff, Ala.-Huntsville	17	286	222	.563
52. Prescott Smith, Cal St. Chico	20	280	275	.505
53. Bob Rukavina, Pitt.-Johnstown	18	279	204	.578
54. Dale Clayton, Carson-Newman	19	277	259	.517
55. Rick Reedy, West Ala.	23	275	340	.447
56. Dennis O'Donnell, St. Thomas Aquinas	16	274	203	.574
57. Robert Corn, Mo. Southern St.	18	273	237	.535
58. Ron Lievens, Barton	19	269	252	.516

Coach, Team	Years	Won	Lost	Pct.
59. Dan Schmotzer, Coker	20	262	277	.486
60. Larry Gipson, Northeastern St.	15	254	175	.592
61. Jeff Morgan, Harding	15	253	167	.602
62. Larry Epperly, Limestone	20	251	309	.448
63. Mike Newell, Ark.-Monticello	15	250	195	.562
64. Kevin Luke, Michigan Tech.	13	247	131	.653
65. Jim Baker, Catawba	13	243	133	.646
66. Tony Robinson, Southeastern Okla.	16	239	208	.535
67. Joe Clinton, Dominican (N.Y.)	16	236	241	.495

Winningest Coaches All-Time

(Minimum 10 head coaching seasons in Division II)

BY PERCENTAGE

Coach (Team coached, tenure)	Years	Won	Lost	Pct.
1. Walter Harris (Philadelphia U. 1954-65, 67)	13	240	56	.811
2. Dolph Stanley (Beloit 1946-57)	12	238	56	.810
3. Ed Adams (N.C. Central 1936-37, Tuskegee 37-49, Texas Southern 50-58)	24	612	150	.803
4. Dave Robbins (Virginia Union 1979-07)*	29	691	186	.788
5. Charles Christian (Norfolk St. 1974-78, 82-90)	14	318	95	.770
6. Lucias Mitchell (Alabama St. 1964-67, Kentucky St. 68-75, Norfolk St. 79-81)	15	325	103	.759
7. Mike Dunlap (Cal Lutheran 1990-94, Metro St. 98-06)	14	328	105	.758
8. Dean Nicholson (Central Wash. 1965-90)	26	620	199	.757
9. John Kochan (Millersville 1984-96)	13	285	96	.748
10. Joe Hutton (Hamline 1932-65)	34	591	207	.741
11. Ed Oglesby (Florida A&M 1951-70, 72)	21	386	138	.737
12. John McLendon (N.C. Central 1941-52, Hampton 53-54, Tennessee St. 55-59, Kentucky St. 64-66, Cleveland St. 67-69)	25	496	179	.735
13. Moco Mercer (Dubuque 1941-50)	10	119	43	.735
14. Tom Kropp (Neb.-Kearney 1991-07)*	17	373	135	.734
15. Calvin Irvin (Johnson C. Smith 1948-51, N.C. A&T 55-72)	22	397	144	.734
16. Garland Pinholster (Oglethorpe 1957-66)	10	180	68	.726
17. Bob Chipman (Washburn 1980-07)*	28	628	240	.724
18. Gordon Gibbons (South Fla. 1980; Fla. Southern 91-00, Clayton St. 2002-07)*	17	373	143	.723
19. Brian Beaury (St. Rose 1987-07)*	21	467	181	.721
20. Albert Muyskens (Calvin 1936-45)	10	118	46	.720
21. Herb Magee (Philadelphia U. 1968-07)*	40	833	327	.718
22. Fred Sefton (Akron 1916-24, 26-27)	11	103	42	.710
23. Butch Haswell (Fairmont St. 1994-04)	11	226	93	.708
24. Andrew Laska (Assumption 1952-67)	16	224	93	.707
25. Al Shields (Bentley 1964-78)	15	257	107	.706
26. Lou D'Allesandro (Southern N.H. 1964-70, 73-75)	10	183	77	.704
27. Bill Boylan (Monmouth 1957-77)	21	368	155	.704
28. Rick Cooper (Wayland Baptist 1988-93; West Tex. A&M 94-07)*	20	426	180	.703
29. Dave Boots (Augsburg 1983-88, South Dakota 89-07)*	25	501	212	.703
30. Beryl Shipley (La.-Lafayette 1958-73)	16	293	126	.699
31. Edwin Nihiser (Brockport St. 1929-34, 36-39, 41-42)	12	104	45	.698
32. Ernest Hole (Wooster 1927-58)	32	412	181	.695
33. Sam Cozen (Drexel 1953-68)	16	213	94	.694
34. Barney Steen (Calvin 1954-66)	13	189	84	.692
35. Richard Schmidt (Vanderbilt 1980-81, Tampa 84-07)*	26	527	236	.691
36. Ed Jucker (Merchant Marine 1946-47, Rensselaer 49-53, Cincinnati 61-65, Rollins 73-77)	17	266	109	.709
37. Stan Spirou (Southern N.H. 1986-07)*	22	454	207	.687
38. Lonn Reisman (Tarleton St. 1989-07)*	19	391	180	.685
39. Robert Rainey (Albany St. [Ga.] 1961-72)	12	243	112	.685
40. Dick Sauers (Albany [N.Y.] 1956-87, 89-97)	41	702	330	.680
41. Clem Leitch (North Dakota 1926-43)	18	224	106	.679
42. Bill E. Jones (Florence St. 1973, North Ala. 74, Jacksonville St. 75-98)	26	477	226	.679
43. Rutherford Baker (Albany [N.Y.] 1925-35)	11	63	30	.677
44. Danny Rose (Central Mich. 1938-43, 47-54)	14	176	84	.677
45. Albin Schneider (St. Joseph's [Ind.] 1912-25)	14	111	54	.673
46. Dale Race (Milton 1976-79, Minn. Duluth 85-98)	18	363	177	.672
47. Russell Beichly (Akron 1941-59)	19	288	141	.671
48. Steve Rives (Louisiana Col. 1986, Delta St. 87-06)	21	402	200	.668
49. William Lucas (Central St. 1961-74)	14	241	120	.668
50. Steve Tappmeyer (Northwest Mo. St. 1989-07)*	19	371	185	.667
51. Fred Hobby (Grambling 1957-86)	30	571	287	.666
52. Paul Webb (Randolph-Macon 1957-75, Old Dominion 76-85)	29	511	257	.665
53. Ed Martin (South Carolina St. 1956-68, Tennessee St. 69-85)	30	501	253	.664

Coach (Team coached, tenure)	Years	Won	Lost	Pct.
54. Marlowe Severson (St. Cloud St. 1959-69, Minn. St. Mankato 70-73).....	15	250	127	.663
55. Don Zech (Puget Sound 1969-89).....	21	386	197	.662
56. Ken Bone (Cal St. Stanislaus 1985, Seattle Pacific 91-02, Portland St.07)*.....	15	288	147	.662
57. Dave Buss (Green Bay 1970-82, Long Beach St. 84, St. Olaf 88-94).....	21	381	195	.661
58. Kevin Schlager (St. Cloud St. 1984, 98-07)*.....	11	199	102	.661
59. Scott Nagy (South Dakota St. 1996-07)*.....	12	235	121	.660
60. Charles Chronister (Bloomsburg 1972-02).....	31	559	288	.660
61. Wayne Boultinghouse (Southern Ind. 1975-81; Ky. Wesleyan 91-96).....	13	240	124	.659
62. Donald Feeley (Sacred Heart 1966-78, Fairleigh Dickinson 81-83).....	16	285	148	.658
63. Greg Walcavich (Birmingham-So. 1979-83, Rice 87, West Va. Wesleyan 88-89, Edinboro 90-07)*.....	26	485	253	.657
64. L. Vann Pettaway (Alabama A&M 1987-07)*.....	21	407	214	.655
65. Tom Ryan (Eckerd 1997-07)*.....	11	213	112	.655
66. Roger Kaiser (West Ga. 1970-90).....	21	387	204	.655
67. Boyd King (Truman 1947-71).....	25	377	199	.655
68. Ernie Wheeler (Cal Poly 1973-86; Mont. St.-Billings 89-91).....	17	314	166	.654
69. Jim McDonald (Edinboro 1963-71, 73-75).....	12	174	92	.654
70. Herbert Greene (Aub.-Montgomery 1976-77; Columbus St. 82-06).....	27	510	270	.654

*Active coaches

BY VICTORIES

(Minimum 10 head coaching seasons in Division II)

Coach (Team coached, tenure)	Years	Won	Lost	Pct.
1. Herb Magee (Philadelphia U. 1968-07)*.....	40	833	327	.718
2. Clarence Gaines (Winston-Salem 1947-93).....	47	828	447	.649
3. Jerry Johnson (LeMoyné-Owen 1959-05).....	47	821	447	.647
4. Dick Sauers (Albany [N.Y.] 1956-87, 89-97).....	41	702	330	.680
5. Dave Robbins (Virginia Union 1979-07)*.....	29	691	186	.788
6. John Lance (Southwestern Okla. 1919-22, Pittsburg St. 23-34, 36-63).....	44	632	340	.650
7. Ed Messbarger (Benedictine Hts. 1958-60, Dallas 61-63, St. Mary's [Tex.] 64-78, Angelo St. 79-98).....	41	630	518	.549
8. Bob Chipman (Washburn 1980-07)*.....	28	628	240	.724
9. Dean Nicholson (Central Wash. 1965-90).....	26	620	199	.757
10. Ed Adams (N.C. Central 1936-37, Tuskegee 37-49, Texas Southern 50-58).....	24	612	150	.803
11. Joe Hutton (Hamline 1932-65).....	34	591	207	.741
12. Dom Rosselli (Youngstown St. 1941-42, 47-82).....	38	590	387	.604
13. Dan McCarrell, (North Park 1968-84, Minn. St. Mankato 85-01).....	34	579	347	.625
14. Fred Hobdy (Grambling 1957-86).....	30	571	287	.666
15. Charles Chronister (Bloomsburg 1972-02).....	31	559	288	.660
16. Ed Douma (Alma 1974, Lake Superior St. 75-78, Kent St. 79-82, UNC Greensboro 83-84, Calvin 85-96, Hillsdale 99-07).....	32	555	302	.648
Bill Knaption (Beloit 1958-97).....	40	555	344	.617
18. Bruce Webster (Bridgeport 1966-99).....	34	549	405	.575
19. Tom Smith (Central Mo. St. 1976-80, Valparaiso 81-88, Mo. Western St. 89-07)*.....	32	546	367	.598
20. Richard Schmidt (Vanderbilt 1980-81, Tampa 84-07)*.....	26	527	236	.691
21. Arthur McAfee (Lane 1961, Mississippi Val. 62, Lincoln [Mo.] 63, Bishop 64-65, Morehouse 66-2000).....	40	516	510	.503
22. Arad McCutchan (Evansville 1947-77).....	31	514	314	.621
Jim Gudger (Western Caro. 1951-69, Tex. A&M-Commerce 70-83).....	33	514	415	.553
24. Paul Webb (Randolph-Macon 1957-75, Old Dominion 76-85).....	29	511	257	.665
25. Herbert Greene (Aub.-Montgomery 1976-77, Columbus St. 82-06).....	27	510	270	.654
Aubrey Bonham (Whittier 1938-43, 46-68).....	29	510	285	.642
27. Leo Nicholson (Central Wash. 1930-64).....	33	505	281	.642

Coach (Team coached, tenure)	Years	Won	Lost	Pct.
28. Ed Martin (South Carolina St. 1956-68, Tennessee St. 69-85).....	30	501	253	.664
Dave Boots (Augsburg 1983-88, South Dakota 89-07)*.....	25	501	212	.703
Bobby Vaughan (Elizabeth City St. 1952-66, 68-86).....	34	501	363	.580
31. Will Renken (Bloomfield 1948-52, Albrigt 56-88).....	38	497	466	.516
32. John McLendon (N.C. Central 1941-52, Hampton 53-54, Tennessee St. 55-59, Kentucky St. 64-66, Cleveland St. 67-69).....	25	496	179	.735
33. Ed Murphy (West Ala. 1979-83, Delta St. 84-86, Mississippi 87-92, West Ga. 94-07).....	28	493	309	.615
34. Rich Glas (Minn.-Morris 1975-79, Willamette 80-84, North Dakota 89-06).....	28	490	302	.619
35. Greg Walcavich (Birmingham-So. 1979-83, Rice 87, West Va. Wesleyan 88-89, Edinboro 90-07)*.....	26	485	253	.657
36. Tom Klusman (Rollins 1981-07)*.....	27	483	287	.627
37. Angus Nicoson (Indianapolis 1948-76).....	29	482	274	.638
38. Hamlet Peterson (Luther 1923-65).....	43	481	356	.575
39. Bill Detrick (Central Conn. St. 1960-87, Coast Guard 90).....	30	479	278	.633
40. Bill E. Jones (Florence St. 1973, North Ala. 74, Jacksonville St. 75-98).....	26	477	226	.679
41. Dave Gunther (Wayne St. [Neb.] 1968-70, North Dakota 71-88, Buena Vista 94-95, Bemidji St. 96-01).....	29	476	328	.592
Lonnie Porter (Regis [Colo.] 1978-07)*.....	30	476	353	.574
43. Brian Beaurty (St. Rose 1987-07)*.....	21	467	181	.721
Tom Galeazzi (C.W. Post 1982-06).....	25	467	259	.643
45. John Masi (UC Riverside 1980-05).....	26	462	269	.632
46. Burt Kahn (Quinnipiac 1962-91).....	30	459	355	.564
Richard Meckfessel (Charleston [W.V.] 1966-79, Mo.-St. Louis 83-99).....	31	459	420	.522
Oliver Jones (Albany St. [Ga.] 1973-00, Tuskegee 01-04).....	32	459	424	.520
49. Stan Spirou (Southern N.H. 1986-07)*.....	22	454	207	.687
Jim Seward (Wayne St. [Neb.] 1975-78, Ashland 79-83, Kansas Newman 84-87, Central Okla. 88-02).....	28	454	339	.573
51. Gene Iba (Houston Baptist 1978-85, Baylor 86-92, Pittsburg St. 96-07)*.....	27	450	329	.578
52. Butch Raymond (Augsburg 1971-73, Minn. St. Mankato 74-84, St. Cloud St. 85-97).....	27	447	302	.597
J.B. Searce (North Ga. 1942-43, Cumberland 47, Ga. Southern 48-79).....	26	447	244	.647
54. Ron Shumate (Chattanooga 1973-79, Southeast Mo. St. 82-97).....	23	445	232	.657
Dave Bike (Sacred Heart 1979-07)*.....	29	445	401	.526
56. Ron Spry (Paine 1981-07)*.....	27	440	317	.581
57. Tom Villemure (Detroit Business 1967, Grand Valley St. 73-96).....	25	437	268	.620
58. James Dominey (Valdosta St. 1972-00).....	29	436	343	.560
59. Mike Sandifar (Averett 1979-81, Southwestern [Kan.] 82-87, Oakland City 88-99, 04-07)*.....	25	435	279	.609
60. Hal Nunnally (Randolph-Macon 1976-99).....	24	431	232	.650
Leonidas Epps (Clark Atlanta 1950-78).....	29	431	291	.597
62. Ollie Gelston (New Jersey City 1960-67, Montclair St. 68-91).....	32	429	347	.553
63. Rick Cooper (Wayland Baptist 1988-93, West Tex. A&M 94-07)*.....	20	426	180	.703
64. Jim Harley (Eckerd 1964-96).....	32	420	349	.546
65. Irvin Peterson (Neb. Wesleyan 1949-51, 54-80).....	30	419	314	.572
66. Tom Feely (St. Thomas [Minn.] 1955-80).....	26	417	269	.608
67. Don P. Smith (Elizabethtown 1955-64, Bucknell 65-72, Elizabethtown 73-88).....	34	413	381	.520
68. Ernest Hole (Wooster 1927-58).....	32	412	181	.695
69. L. Vann Pettaway (Alabama A&M 1987-07)*.....	21	407	214	.655
Keith Dickson (St. Anselm 1987-07)*.....	21	407	217	.652

*Active coaches

Division III Coaching Records

Winningest Active Coaches

(Minimum five years as a head coach; includes record at four-year colleges only.)

BY PERCENTAGE

Coach, Team	Years	Won	Lost	Pct.
1. Rob Kornaker, St. John Fisher	6	134	36	.788
2. Steve Moore, Wooster	26	554	173	.762
3. Mike Jones, Mississippi Col.	15	311	98	.760
4. Brian VanHaften, Buena Vista	11	232	75	.756
5. David Macedo, Va. Wesleyan	7	152	50	.752
6. Glenn Van Wieren, Hope	30	590	199	.748
7. Chris Harvey, Salem St.	5	104	36	.743
8. Pat Miller, Wis.-Whitewater	6	122	44	.735
9. Jerry Rickrode, Wilkes	15	290	107	.730
10. Glenn Robinson, Frank. & Marsh.	36	718	271	.726
11. Joe Cassidy, Rowan	11	212	81	.724
12. Mark Hanson, Gust. Adolphus	17	339	131	.721
13. J.P. Andrejko, King's (Pa.)	6	118	47	.715
14. C.J. Woollum, Chris. Newport	23	459	183	.715
15. Stan Ogrodnik, Trinity (Conn.)	26	448	179	.715
16. Brian Meehan, Brandeis	11	215	86	.714
17. Rob Colbert, Keene St.	8	162	65	.714
18. David Hixon, Amherst	30	550	222	.712
19. Bob Campbell, Western Conn. St.	23	448	181	.712
20. Mike Rhoades, Randolph-Macon	8	157	64	.710
21. Bill Foti, Colby-Sawyer	15	287	117	.710
22. Jim Hayford, Whitworth	8	156	66	.703
23. Warren Caruso, Husson	5	94	40	.701
24. James Lancaster, Aurora	13	239	103	.699
25. Gerry Matthews, Richard Stockton	21	405	179	.693
26. Aaron Huffman, Bethany (W.V.)	5	95	42	.693
27. Bob Gillespie, Ripon	27	445	197	.693
28. Randy Lambert, Maryville (Tenn.)	27	501	222	.693
29. Bill Brown, Wittenberg	20	387	174	.690
30. Tom Murphy, SUNYIT	36	635	286	.689
31. Charles Brown, New Jersey City	25	483	218	.689
32. Bosko Djurickovic, Carthage	21	385	175	.688
33. Brian Baptiste, Mass.-Dartmouth	24	451	206	.686
34. Joe Nesci, New York U.	19	337	154	.686
35. David Paulsen, Williams	13	245	112	.686
36. Chuck McBreen, Ramapo	9	170	79	.683
37. Todd Raridon, North Central (Ill.)	18	322	151	.681
38. Dave Niland, Penn St.-Behrend	13	240	113	.680
39. Greg Mason, Centre	8	143	68	.678
40. Nelson Whitmore, Brockport St.	9	176	84	.677
41. Steve Fritz, St. Thomas (Minn.)	27	486	235	.674
42. Bill Harris, Wheaton (Ill.)	22	399	197	.669
43. Jose Rebinas, Wm. Paterson	13	234	116	.669
44. Mark Edwards, Washington-St. Louis	26	451	228	.664
45. Bob Gaillard, Lewis & Clark	26	470	238	.664
46. Kevin Van de Streek, Calvin	17	322	164	.663
47. Mike Bokosky, Chapman	15	247	127	.660
48. Ron Holmes, McMurry	17	299	154	.660
49. Dick Peth, Wartburg	22	402	209	.658
50. Ted Van Dellen, Wis.-Oshkosh	17	299	156	.657
51. Dick Whitmore, Colby	36	577	302	.656
52. Mike Moran, John Carroll	15	272	144	.654
53. Mike McGrath, Chicago	8	134	72	.650
54. Mike Beitzel, Hanover	27	481	262	.647
55. Bill Nelson, Johns Hopkins	27	456	249	.647
56. Page Moir, Roanoke	18	314	172	.646
57. John Baron, Gwynedd-Mercy	5	88	49	.642
58. Dick Reynolds, Otterbein	35	611	341	.642
59. Ken Scalmanini, Claremont-M-S.	9	142	81	.637
60. Chris Bartley, WPI	6	101	58	.635
61. Scott Coval, DeSales	14	235	138	.630
62. Bill Fenlon, DePauw	22	357	210	.630
63. Mike Neer, Rochester	31	510	301	.629
64. Carl Danzig, Scranton	6	101	60	.627
65. Paul Phillips, Clark (Mass.)	19	317	190	.625
66. Brad McAlester, Lebanon Valley	13	220	132	.625
67. Mark Scherer, Elmhurst	11	175	105	.625
68. David Schultz, Carroll (Wis.)	5	78	47	.624
69. Kevin Small, Ursinus	7	116	70	.624
70. Gordie James, Willamette	20	334	204	.621

BY VICTORIES

(Minimum five years as a head coach; includes record at four-year colleges only.)

Coach, Team	Years	Won	Lost	Pct.
1. Glenn Robinson, Frank. & Marsh.	36	718	271	.726
2. Jim Smith, St. John's (Minn.)	43	671	463	.592
3. Tom Murphy, SUNYIT	36	635	286	.689
4. Dick Reynolds, Otterbein	35	611	341	.642
5. Glenn Van Wieren, Hope	30	590	199	.748
6. Dick Whitmore, Colby	36	577	302	.656
7. Steve Moore, Wooster	26	554	173	.762
8. David Hixon, Amherst	30	550	222	.712
9. Mike Neer, Rochester	31	510	301	.629
10. Mike Turner, Albion	33	508	313	.619
11. Randy Lambert, Maryville (Tenn.)	27	501	222	.693
12. Jon Davison, Clarke	38	499	478	.511
13. Steve Fritz, St. Thomas (Minn.)	27	486	235	.674
14. Charles Brown, New Jersey City	25	483	218	.689
15. Mike Beitzel, Hanover	27	481	262	.647
16. Mac Petty, Wabash	34	474	380	.555
17. Bob Gaillard, Lewis & Clark	26	470	238	.664
18. Lee McKinney, Fontbonne	29	465	347	.573
19. C.J. Woollum, Chris. Newport	23	459	183	.715
20. Bill Nelson, Johns Hopkins	27	456	249	.647
21. Brian Baptiste, Mass.-Dartmouth	24	451	206	.686
Mark Edwards, Washington-St. Louis	26	451	228	.664
23. Stan Ogrodnik, Trinity (Conn.)	26	448	179	.715
Bob Campbell, Western Conn. St.	23	448	181	.712
25. Bob Gillespie, Ripon	27	445	197	.693
26. Herb Hilgeman, Rhodes	31	444	313	.587
27. Bob McVean, Rochester Inst.	29	424	315	.574
28. Jeff Gamber, York (Pa.)	30	411	371	.526
29. Steve Bankston, Baldwin-Wallace	27	407	314	.564
30. Gerry Matthews, Richard Stockton	21	405	179	.693
31. Dick Peth, Wartburg	22	402	209	.658
32. Bill Harris, Wheaton (Ill.)	22	399	197	.669
33. Kerry Prather, Franklin	24	390	258	.602
34. Bill Brown, Wittenberg	20	387	174	.690
35. Bosko Djurickovic, Carthage	21	385	175	.688
36. Peter Barry, Coast Guard	25	377	295	.561
37. Bob Johnson, Emory & Henry	27	370	333	.526
Charlie Brock, Springfield	27	370	334	.526
39. Jim Walker, Moravian	28	368	336	.523
40. Bill Fenlon, DePauw	22	357	210	.630
41. Jonathon Halpert, Yeshiva	35	356	430	.453
42. Ed Andrist, Wis.-Stout	18	351	269	.566
43. Mike Griffin, Rensselaer	30	349	405	.463
44. Rich Rider, Cal Lutheran	22	344	220	.610
45. Mark Hanson, Gust. Adolphus	17	339	131	.721
46. Joe Nesci, New York U.	19	337	154	.686
47. Gordie James, Willamette	20	334	204	.621
48. Ray Rankis, Baruch	24	331	309	.517
49. Todd Raridon, North Central (Ill.)	18	322	151	.681
Kevin Van de Streek, Calvin	17	322	164	.663
Bill Leatherman, Bridgewater (Va.)	22	322	249	.564
52. Bruce Wilson, Simpson	22	321	250	.562
53. Paul Phillips, Clark (Mass.)	19	317	190	.625
54. Page Moir, Roanoke	18	314	172	.646
55. Charles Katsiaticas, Pomona-Pitzer	20	313	199	.611
Pat Cunningham, Trinity (Tex.)	20	313	225	.582
57. Mike Jones, Mississippi Col.	15	311	98	.760
58. Guy Kalland, Carleton	23	310	274	.531
59. Ron Holmes, McMurry	17	299	154	.660
Ted Van Dellen, Wis.-Oshkosh	17	299	156	.657
61. Tim Gilbride, Bowdoin	22	298	235	.559
62. Jerry Rickrode, Wilkes	15	290	107	.730
63. Ted Fiore, Montclair St.	18	289	202	.589
64. Robert Sheldon, Tufts	19	288	190	.603
65. Bill Foti, Colby-Sawyer	15	287	117	.710
66. Dave Madeira, Muhlenburg	20	285	221	.563
67. Mike Daley, Nazareth	21	284	261	.521
68. Brian Newhall, Occidental	19	280	196	.588
69. Dick Meader, Me.-Farmington	26	277	332	.455
70. Anthony Petosa, Staten Island	17	275	190	.591

Winningest Coaches All-Time

(Minimum 10 head coaching seasons in Division III)

BY PERCENTAGE

Coach (Team coached, tenure)	Years	Won	Lost	Pct.
1. Bo Ryan (Wis.-Platteville 1985-99, Milwaukee 00-01, Wisconsin 02-07)*	23	525	158	.769
2. Steve Moore (Muhlenberg 1982-87, Wooster 88-07)*	26	554	173	.762
3. Jim Borcharding (Augustana [Ill.] 1970-84)	15	313	100	.758
4. Harry Sheehy (Williams 1984-00)	17	324	104	.757
5. Brian VanHaaften (Buena Vista 1997-07)*	11	232	75	.756
6. Glenn Van Wieren (Hope 1978-07)*	30	590	199	.748
7. Jerry Rickrode (Wilkes 1993-07)*	15	290	107	.730
8. Glenn Robinson (Frank. & Marsh. 1972-07)*	36	718	271	.726
9. Rick Simonds (St. Joseph's [Me.] 1980-03)	23	463	176	.725
10. Joe Cassidy (Rowan 1997-07)*	11	212	81	.724
11. Mark Hanson (Gust. Adolphus 1991-07)*	17	339	131	.721
12. Mike Lonergan (Catholic 1993-04, Vermont 06-07)*	14	289	113	.719
13. Dave Darnall (Eureka 1975-94)	20	383	150	.719
14. Joe Campoli (Ohio Northern 1993-05)	13	254	101	.715
15. C.J. Woollum (Chris. Newport 85-07)*	23	459	183	.715
16. Stan Ogrodnik (Trinity [Conn.] 1982-07)*	26	448	179	.715
17. Brian Meehan (Salem St. 1997-03, Brandeis 04-07)*	11	215	86	.714
18. David Hixon (Amherst 1978-07)*	30	550	222	.712
19. Bob Campbell (Western Conn. St. 1985-07)*	23	448	181	.712
20. Bob Ward (St. John Fisher 1988-01)	14	261	106	.711
21. Bill Foti (Colby-Sawyer 1993-07)*	15	287	117	.710
22. James Catalano (NJIT 1980-01)	22	431	176	.710
23. Jerry Welsh (Potsdam St. 1969, 71-91, Iona 92-95)	26	502	205	.710
24. Dave Vander Meulen (Wis.-Whitewater 1979-01)	23	440	182	.707
25. James Lancaster (Aurora 1995-07)*	13	239	103	.699
26. John Reynders (Allegheny 1980-89)	10	180	78	.698
27. Lewis Levick (Wartburg 1966-93)	28	510	225	.694
28. Gerry Mathews (Richard Stockton 1986-94, 96-07)*	21	405	179	.693
29. Bob Gillespie (Ripon 1981-07)*	27	445	197	.693
30. Randy Lambert (Maryville [Tenn.] 1981-07)*	27	501	222	.693
31. John Dzik (Cabrini 1981-05)	25	481	216	.690
32. Jim Todd (Fitchburg St. 1978-79, Salem St. 88-96)	11	207	93	.690
33. Bill Brown (Wooster 1983, Kenyon 84-88, Wittenberg 94-07)*	20	387	174	.690
34. Tom Murphy (Hamilton 1971-04, SUNYIT 06-07)*	36	635	286	.689
35. Charles Brown (New Jersey City 1983-07)*	25	483	218	.689
36. Bosko Djurickovic (North Park 1985-94, Carthage 97-07)*	21	385	175	.688
37. Brian Baptiste (Mass.-Dartmouth 1984-07)*	24	451	206	.686
38. Joe Nesci (New York U. 1989-07)*	19	337	154	.686
39. David Paulsen (St. Lawrence 1995-97, Le Moyne 98-00, Williams 01-07)*	13	245	112	.686
40. Todd Raridon (Neb. Wesleyan 1990-04, North Central [Ill.] 05-07)*	18	322	151	.681
41. Richard Bihl (Buffalo St. 1980-99, 01-05)	25	449	211	.680
42. Dave Niland (Penn St.-Behrend 1995-07)*	13	240	113	.680
43. Bob Bessoir (Scranton 1973-01)	29	554	263	.678
44. Dennie Bridges (Ill. Wesleyan 1966-01)	36	666	320	.675
45. Steve Fritz (St. Thomas [Minn.] 1981-07)*	27	486	235	.674
46. John McCloskey (Alvernia 1992-97, 99-04)	12	227	111	.672
47. Bill Harris (King's [N.Y.] 1986-91, Wheaton [Ill.] 92-07)*	22	399	197	.669
48. Jose Rebimbas (Montclair St. 1995, Wm. Paterson 96-07)*	13	234	116	.669
49. Tony Shaver (Hampden-Sydney 1987-03, William & Mary 04-07)*	21	396	198	.667
50. Naylornd Hayes (Rust 1970-88)	18	338	169	.667
51. Mark Edwards (Washington-St. Louis 1982-07)*	26	451	228	.664
52. Kevin Van de Streek (Sioux Falls 1991-96, Calvin 97-07)*	17	322	164	.663
53. Mike Bokosky (Chapman 1993-07)*	15	247	127	.660
54. Ron Holmes (McMurry 1991-07)*	17	299	154	.660
55. Ted Van Dellen (Wis.-Oshkosh 1991-07)*	17	299	156	.657
56. Dick Whitmore (Colby 1971-01, 03-07)*	36	577	302	.656
57. Mike Moran (John Carroll 1993-07)*	15	272	144	.654
58. John Tharp (Lawrence 1995-07)*	13	203	108	.653
59. Rudy Marisa (Waynesburg 1970-03)	34	563	300	.652
60. Nick Lambros (Hartwick 1978-98)	21	352	191	.648
61. Mike Beitzel (Northern Ky. 1981-88, Hanover 89-07)*	27	481	262	.647
62. Bill Nelson (Rochester Inst. 1981-83, Nazareth 84-86, Johns Hopkins 87-07)*	27	456	249	.647

Coach (Team coached, tenure)	Years	Won	Lost	Pct.
63. Page Moir (Roanoke 1990-07)*	18	314	172	.646
64. Dick Reynolds (Otterbein 1973-07)*	35	611	341	.642
65. Doug Riley (St. Andrews 1978-86, Plattsburgh St. 87, Armstrong Atlantic 88-92)	15	245	139	.638
66. Scott Coval (DeSales 1994-07)*	14	235	138	.630
67. Bill Fenlon (Sewanee 1986-88, Rose-Hulman 89-91, Southwestern [Tex.] 92, DePauw 93-07)*	22	357	210	.630
68. Mike Neer (Rochester 1977-07)*	31	510	301	.629
69. Steve Larson (Edgewood 1987-06)	20	362	216	.626
70. Raymond Amalbert (Hunter 1989-94, City Tech 02-05)	10	169	101	.626

*Active coaches

BY VICTORIES

(Minimum 10 head coaching seasons in Division III)

Coach (Team coached, tenure)	Years	Won	Lost	Pct.
1. Glenn Robinson (Frank. & Marsh. 1972-07)*	36	718	271	.726
2. Jim Smith (St. John's [Minn.] 1965-07)*	43	671	463	.592
3. Dennie Bridges (Ill. Wesleyan 1966-01)	36	666	320	.675
4. Tom Murphy (Hamilton 1971-04, SUNYIT 06-07)*	36	635	286	.689
5. Dick Reynolds (Otterbein 73-07)*	35	611	341	.642
6. Glenn Van Wieren (Hope 1978-07)*	30	590	199	.748
7. Dick Whitmore (Colby 1971-01, 03-07)*	36	577	302	.656
8. Rudy Marisa (Waynesburg 1970-03)	34	563	300	.652
9. Steve Moore (Muhlenberg 1982-87, Wooster 88-07)*	26	554	173	.762
Bob Bessoir (Scranton 1973-01)	29	554	263	.678
11. David Hixon (Amherst 1978-07)*	30	550	222	.712
12. Jim Burson (Muskingum 1968-05)	38	543	425	.561
13. C. Alan Rowe (Widener 1966-98)	33	536	324	.623
14. Bo Ryan (Wis.-Platteville 1985-99, Milwaukee 00-01, Wisconsin 02-07)*	23	525	158	.769
Gene Mehaffey (Carson-Newman 1968-78, Ohio Wesleyan 80-99)	31	525	384	.578
16. Lewis Levick (Wartburg 1966-93)	28	510	225	.694
Mike Neer (Rochester 1977-07)*	31	510	301	.629
18. Mike Turner (Albion 1975-07)*	33	508	313	.619
19. Jerry Welsh (Potsdam St. 1969, 71-91, Iona 92-95)	26	502	205	.710
20. Randy Lambert (Maryville [Tenn.] 1981-07)*	27	501	222	.693
21. Jon Davison (Dubuque 1967-93, Clarke 97-07)*	38	499	478	.511
22. Steve Fritz (St. Thomas [Minn.] 1981-07)*	27	486	235	.674
23. Charles Brown (New Jersey City 1983-07)*	25	483	218	.689
24. John Dzik (Cabrini 1981-05)	25	481	216	.690
Mike Beitzel (Northern Ky. 1981-88, Hanover 89-07)*	27	481	262	.647
26. Mac Petty (Sewanee 1974-76, Wabash 77-07)*	34	474	380	.555
27. Terry Glasgow (Monmouth [Ill.] 1973-07)	35	469	313	.600
28. Lee McKinney (Mo. Baptist 1979-88, Fontbonne 89-07)*	29	465	347	.573
29. Rick Simonds (St. Joseph's [Me.] 1980-03)	23	463	176	.725
Cliff Garrison (Hendrix 1973-03)	31	463	376	.552
31. Verne Canfield (Wash. & Lee 1965-95)	31	460	337	.577
32. C.J. Woollum (Chris. Newport 1985-07)*	23	459	183	.715
33. Bill Nelson (Rochester Inst. 1981-83, Nazareth 84-86, Johns Hopkins 87-07)*	27	456	249	.647
34. Brian Baptiste (Mass.-Dartmouth 1984-07)*	24	451	206	.686
Mark Edwards (Washington-St. Louis 1982-07)*	26	451	228	.664
36. Gary Smith (Redlands 1972-07)	36	450	467	.491
37. Richard Bihl (Buffalo St. 1980-99, 01-05)	25	449	211	.680
38. Stan Ogrodnik (Trinity [Conn.] 1982-07)*	26	448	179	.715
Bob Campbell (Western Conn. St. 1985-07)*	23	448	181	.712
40. Bob Gillespie (Ripon 1981-07)*	27	445	197	.693
41. Herb Hilgeman (Rhodes 1977-07)*	31	444	313	.587
42. Dave Vander Meulen (Wis.-Whitewater 1979-01)	23	440	182	.707
43. James Catalano (N.J. Inst. of Tech. 1980-01)	22	431	176	.710
44. Ollie Gelston (New Jersey City 1960-67, Montclair St. 68-91)	32	429	347	.553
45. Bob McVean (Eisenhower 1979-83, Rochester Inst. 84-07)*	29	424	315	.574
46. Leon Richardson (Ozarks [Ark.] 1956, Dubuque 58-59, Drury 60-65, William Penn 75-02)	37	422	459	.479
47. Don Smith (Elizabethtown 1955-64, Bucknell 65-72, Elizabethtown 73-88)	34	413	381	.520
48. Jeff Gamber (York [Pa.] 1978-07)*	30	411	371	.526
49. Steve Bankston (Baldwin-Wallace 1981-07)*	27	407	314	.564
50. Gerry Mathews (Richard Stockton 1986-94, 96-07)*	21	405	179	.693

*Active coaches.



Championships

Division I Championship	174
Division II Championship	204
Division III Championship	220



Division I Championship

2007 Results

OPENING ROUND

Niagara 77, Florida A&M 69.

FIRST ROUND

Florida 112, Jackson St. 69
 Purdue 72, Arizona 63
 Butler 57, Old Dominion 46
 Maryland 82, Davidson 70
 Winthrop 84, Notre Dame 74
 Oregon 58, Miami (Ohio) 56
 UNLV 67, Ga. Tech 63
 Wisconsin 76, A&M-Corpus Christi 63
 Kansas 107, Niagara 67
 Kentucky 67, Villanova 58
 Va. Tech 54, Illinois 52
 Southern Ill. 61, Holy Cross 51
 VCU 79, Duke 77
 Pittsburgh 79, Wright St. 58
 Indiana 70, Gonzaga 57
 UCLA 70, Weber St. 42
 North Carolina 88, Eastern Ky. 65
 Michigan St. 61, Marquette 49
 Southern California 77, Arkansas 60
 Texas 79, New Mexico St. 67
 Vanderbilt 77, George Washington 44
 Washington St. 70, Oral Roberts 54
 Boston College 84, Texas Tech 75
 Georgetown 80, Belmont 55
 Ohio St. 78, Central Conn. St. 57
 Xavier 79, BYU 77
 Tennessee 121, Long Beach St. 86
 Virginia 84, Albany (N.Y.) 57
 Louisville 78, Stanford 58
 Texas A&M 68, Penn 52
 Nevada 77, Creighton 71 (ot)
 Memphis 73, North Texas 58

SECOND ROUND

Florida 74, Purdue 67
 Butler 62, Maryland 59
 Oregon 75, Winthrop 61
 UNLV 74, Wisconsin 68
 Kansas 88, Kentucky 76
 Southern Ill. 63, Va. Tech 48
 Pittsburgh 84, VCU 79, (ot)
 UCLA 54, Indiana 49
 North Carolina 81, Michigan St. 67
 Southern California 87, Texas 68
 Vanderbilt 78, Washington St. 74, (2 ot)
 Georgetown 62, Boston College 55
 Ohio St. 78, Xavier 71 (ot)
 Tennessee 77, Virginia 74
 Texas A&M 72, Louisville 69
 Memphis 78, Nevada 58

REGIONAL SEMIFINALS

Florida 65, Butler 57
 Oregon 76, UNLV 72
 Kansas 61, Southern Ill. 58
 UCLA 64, Pittsburgh 55
 North Carolina 74, Southern California 64
 Georgetown 66, Vanderbilt 65
 Ohio St. 85, Tennessee 84
 Memphis 65, Texas A&M 64

REGIONAL FINALS

Florida 85, Oregon 77
 UCLA 68, Kansas 55
 Georgetown 96, North Carolina 84 (ot)
 Ohio St. 92, Memphis 76

SEMIFINALS

Florida 76, UCLA 66
 Ohio St. 67, Georgetown 60

CHAMPIONSHIP

Florida 84, Ohio St. 75

Final Four Box Scores

SEMIFINALS

MARCH 31 IN ATLANTA

Ohio St. 67, Georgetown 60

Georgetown	FG-FGA	FTM-FTA	RB	PF	TP
DaJuan Summers*	1-10	1-2	3	0	3
Jeff Green*	4-5	1-2	12	4	9
Roy Hibbert*	9-13	1-4	6	4	19
Jonathan Wallace*	7-12	0-0	1	1	19
Jessie Sapp*	4-9	0-0	2	2	10
Vernon Macklin	0-0	0-0	2	0	0
Jeremiah Rivers	0-0	0-0	1	1	0
Tyler Crawford	0-0	0-0	0	0	0
Patrick Ewing Jr.	0-2	0-0	2	3	0
Team			1		
TOTALS	25-51	3-8	30	15	60

Ohio St.	FG-FGA	FTM-FTA	RB	PF	TP
Ivan Harris*	3-7	2-4	7	0	9
Greg Oden*	6-11	1-4	9	4	13
Mike Conley Jr.*	7-12	0-0	5	1	15
Ron Lewis*	1-8	7-8	5	0	9
Jamar Butler*	4-9	0-0	0	1	10
David Lighty	2-3	1-1	3	2	5
Daequan Cook	0-4	2-2	0	0	2
Matt Terwilliger	1-1	0-0	3	1	2
Othello Hunter	1-2	0-0	4	1	2
Team			1		
TOTALS	25-57	13-19	37	10	67

Halftime: Ohio St. 27, Georgetown 23. Three-point field goals: Georgetown 7-21 (Summers 0-4, Wallace 5-9, Sapp 2-7, Ewing 0-1); Ohio St. 4-14 (Harris 1-1, Conley 1-3, Lewis 0-3, Butler 2-6, Cook 0-1). Turnovers: Georgetown 14, Ohio St. 8. Officials: Ted Valentine, Richard Cartmell, Mike Kitts. Attendance: 53,510

FLORIDA 76, UCLA 66

UCLA	FG-FGA	FTM-FTA	RB	PF	TP
Josh Shipp*	7-14	4-4	4	2	18
Luc Richard					
Mbah A Moute*	2-4	0-0	5	5	4
Lorenzo Mata*	3-6	0-0	2	5	6
Darren Collison*	3-14	2-2	0	1	9
Arron Afflalo*	5-14	4-4	3	5	17
Russell Westbrook	1-2	0-0	0	1	2
Ryan Wright	0-0	0-0	1	0	0
Alfred Aboya	2-4	1-2	3	4	5
James Keefe	1-1	0-1	6	3	2
Michael Roll	1-5	0-0	1	0	3
Team			1		
TOTALS	25-64	11-13	26	26	66

Florida	FG-FGA	FTM-FTA	RB	PF	TP
Corey Brewer*	5-7	5-6	2	3	19
Joakim Noah*	3-7	2-7	11	2	8
Al Horford*	2-3	5-9	17	4	9
Taurean Green*	2-9	5-6	4	2	10
Lee Humphrey*	5-9	0-1	2	1	14
Walter Hodge	0-2	0-0	2	3	0
Dan Werner	0-1	0-0	0	0	0
Chris Richard	7-7	2-2	4	2	16
Team			1		
TOTALS	24-45	19-31	43	17	76

Halftime: Florida 29, UCLA 23. Three-point field goals: UCLA 5-23 (Shipp 0-4, Collison 1-6, Afflalo 3-9, Roll 1-4); Florida 9-22 (Brewer 4-5, Green 1-7, Humphrey 4-8, Hodge 0-1, Werner 0-1). Turnovers: UCLA 3, Florida 16. Officials: Tom O'Neill, Verne Harris, Curtis Shaw. Attendance: 53,510.

NATIONAL CHAMPIONSHIP

APRIL 2 IN ATLANTA

Florida 84, Ohio St. 75

Ohio St.	FG-FGA	FTM-FTA	RB	PF	TP
Ivan Harris*	2-8	1-2	5	2	7
Greg Oden*	10-15	5-8	12	4	25
Mike Conley Jr.*	7-13	5-6	3	3	20
Ron Lewis*	6-13	0-1	3	3	12
Jamar Butler*	1-7	0-0	2	3	3
David Lighty	2-3	0-0	0	1	4
Daequan Cook	1-2	0-0	0	1	2
Matt Terwilliger	1-1	0-0	0	1	2
Othello Hunter	0-2	0-0	2	2	0
Team			1		
TOTALS	30-64	11-17	28	20	75

Florida	FG-FGA	FTM-FTA	RB	PF	TP
Corey Brewer*	4-12	2-2	8	2	13
Joakim Noah*	1-3	6-6	3	4	8
Al Horford*	6-15	6-8	12	3	18
Taurean Green*	4-6	5-5	3	0	16
Lee Humphrey*	5-8	0-0	1	1	14
Walter Hodge	2-2	1-1	1	1	5
Chris Richard	3-5	2-3	8	5	8
Marreese Speights	1-2	0-0	2	3	2
Team			0		
TOTALS	26-53	22-25	38	19	84

Halftime: Florida 40, Ohio St. 29. Three-point field goals: Ohio St. 4-23 (Harris 2-8, Conley 1-3, Lewis 0-4, Butler 1-6, Lighty 0-1, Cook 0-1); Florida 10-18 (Brewer 3-8, Green 3-3, Humphrey 4-7). Turnovers: Ohio St. 7, Florida 15. Officials: Karl Hess, Edward Corbett, Tony Greene. Attendance: 51,458.

Year-by-Year Results

Season	Champion (record)	Score	Runner-Up	Third Place	Fourth Place	Championship Game Attendance	Championship Total Attendance
1939	Oregon (29-5)	46-33	Ohio St.	+ Oklahoma	+ Villanova	5,500	15,025
1940	Indiana (20-3)	60-42	Kansas	+ Duquesne	+ Southern California	10,000	36,880
1941	Wisconsin (20-3)	39-34	Washington St.	+ Pittsburgh	+ Arkansas	7,219	48,055
1942	Stanford (28-4)	53-38	Dartmouth	+ Colorado	+ Kentucky	6,500	24,372
1943	Wyoming (31-2)	46-34	Georgetown	+ Texas	+ DePaul	13,300	56,876
1944	Utah (21-4)	42-40 (ot)	Dartmouth	+ Iowa St.	+ Ohio St.	15,000	59,369
1945	Oklahoma St. (27-4)	49-45	New York U.	+ Arkansas	+ Ohio St.	18,035	67,780
1946	Oklahoma St. (31-2)	43-40	North Carolina	Ohio St.	California	18,479	73,116
1947	Holy Cross (27-3)	58-47	Oklahoma	Texas	CCNY	18,445	72,959
1948	Kentucky (36-3)	58-42	Baylor	Holy Cross	Kansas St.	16,174	72,523
1949	Kentucky (32-2)	46-36	Oklahoma St.	Illinois	Oregon St.	10,600	66,077
1950	CCNY (24-5)	71-68	Bradley	North Carolina St.	Baylor	18,142	75,464
1951	Kentucky (32-2)	68-58	Kansas St.	Illinois	Oklahoma St.	15,348	110,645
1952	Kansas (28-3)	80-63	St. John's (N.Y.)	Illinois	Santa Clara	10,700	115,712
1953	Indiana (23-3)	69-68	Kansas	Washington	LSU	10,500	127,149
1954	La Salle (26-4)	92-76	Bradley	Penn St.	Southern California	10,500	115,391
1955	San Francisco (28-1)	77-63	La Salle	Colorado	Iowa	10,500	116,983
1956	San Francisco (29-0)	83-71	Iowa	Iowa	Temple	10,600	132,513
1957	North Carolina (32-0)	54-53 (3ot)	Kansas	San Francisco	Michigan St.	10,500	108,891
1958	Kentucky (23-6)	84-72	Seattle	Seattle	Kansas St.	18,803	176,878
1959	California (25-4)	71-70	West Virginia	Cincinnati	Louisville	18,498	161,809
1960	Ohio St. (25-3)	75-55	California	Cincinnati	New York U.	14,500	155,491
1961	Cincinnati (27-3)	70-65 (ot)	Ohio St.	* St. Joseph's	Utah	10,700	169,520
1962	Cincinnati (29-2)	71-59	Ohio St.	Wake Forest	UCLA	18,469	177,469
1963	Loyola (Ill.) (29-2)	60-58 (ot)	Cincinnati	Duke	Oregon St.	19,153	153,065
1964	UCLA (30-0)	98-83	Duke	Michigan	Kansas St.	10,864	140,790
1965	UCLA (28-2)	91-80	Michigan	Princeton	Wichita St.	13,204	140,673
1966	UTEP (28-1)	72-65	Kentucky	Duke	Utah	14,253	140,925
1967	UCLA (30-0)	79-64	Dayton	Houston	North Carolina	18,892	159,570
1968	UCLA (29-1)	78-55	North Carolina	Ohio St.	Houston	14,438	160,888
1969	UCLA (29-1)	92-72	Purdue	Drake	North Carolina	18,669	165,712
1970	UCLA (28-2)	80-69	Jacksonville	New Mexico St.	St. Bonaventure	14,380	146,794
1971	UCLA (29-1)	68-62	* Villanova	* Western Ky.	Kansas	31,765	207,200
1972	UCLA (30-0)	81-76	Florida St.	North Carolina	Louisville	15,063	147,304
1973	UCLA (30-0)	87-66	Memphis	Indiana	Providence	19,301	163,160
1974	North Carolina St. (30-1)	76-64	Marquette	UCLA	Kansas	15,742	154,112
1975	UCLA (28-3)	92-85	Kentucky	Louisville	Syracuse	15,151	183,857
1976	Indiana (32-0)	86-68	Michigan	UCLA	Rutgers	17,540	202,502
1977	Marquette (25-7)	67-59	North Carolina	UNLV	Charlotte	16,086	241,610
1978	Kentucky (30-2)	94-88	Duke	Arkansas	Notre Dame	18,721	227,149
1979	Michigan St. (26-6)	75-64	Indiana St.	DePaul	Penn	15,410	262,101
1980	Louisville (33-3)	59-54	* UCLA	Purdue	Iowa	16,637	321,260
1981	Indiana (26-9)	63-50	North Carolina	Virginia	LSU	18,276	347,414
1982	North Carolina (32-2)	63-62	Georgetown	+ Houston	+ Louisville	61,612	427,251
1983	North Carolina St. (26-10)	54-52	Houston	+ Georgia	+ Louisville	17,327	364,356
1984	Georgetown (34-3)	84-75	Houston	+ Kentucky	+ Virginia	38,471	397,481
1985	Villanova (25-10)	66-64	Georgetown	+ St. John's (N.Y.)	+* Memphis	23,124	422,519
1986	Louisville (32-7)	72-69	Duke	+ Kansas	+ LSU	16,493	499,704
1987	Indiana (30-4)	74-73	Syracuse	+ UNLV	+ Providence	64,959	654,744
1988	Kansas (27-11)	83-79	Oklahoma	+ Arizona	+ Duke	16,392	558,998
1989	Michigan (30-7)	80-79 (ot)	Seton Hall	+ Duke	+ Illinois	39,187	613,242
1990	UNLV (35-5)	103-73	Duke	+ Arkansas	+ Georgia Tech	17,765	537,138
1991	Duke (32-7)	72-65	Kansas	+ UNLV	+ North Carolina	47,100	665,707
1992	Duke (34-2)	71-51	Michigan	+ Cincinnati	+ Indiana	50,379	580,462
1993	North Carolina (34-4)	77-71	Michigan	+ Kansas	+ Kentucky	64,151	707,719
1994	Arkansas (31-3)	76-72	Duke	+ Arizona	+ Florida	23,674	578,007
1995	UCLA (31-2)	89-78	Arkansas	+ North Carolina	+ Oklahoma St.	38,540	540,101
1996	Kentucky (34-2)	76-67	Syracuse	+ Massachusetts	+ Mississippi St.	19,229	631,834
1997	Arizona (25-9)	84-79 (ot)	Kentucky	+ Minnesota	+ North Carolina	47,028	646,531
1998	Kentucky (35-4)	78-69	Utah	+ North Carolina	+ Stanford	40,509	663,876
1999	Connecticut (34-2)	77-74	Duke	+ Michigan St.	+ Ohio St.	41,340	720,685
2000	Michigan St. (32-7)	89-76	Florida	+ North Carolina	+ Wisconsin	43,116	624,777
2001	Duke (35-4)	82-72	Arizona	+ Maryland	+ Michigan St.	45,994	612,089
2002	Maryland (32-4)	64-52	Indiana	+ Kansas	+ Oklahoma	52,647	720,433
2003	Syracuse (30-5)	81-78	Kansas	+ Marquette	+ Texas	54,524	715,080
2004	Connecticut (33-6)	82-73	Georgia Tech	+ Duke	+ Oklahoma St.	44,468	716,899
2005	North Carolina (33-4)	75-70	Illinois	+ Louisville	+ Michigan St.	47,262	689,317
2006	Florida (33-6)	73-57	UCLA	+ George Mason	+ LSU	43,168	670,254
2007	Florida (35-5)	84-75	Ohio St.	+ Georgetown	+ UCLA	51,458	696,992

+tied for third place; *later vacated

Season	Site of Finals	Coach of Champion	Outstanding Player Award
1939	Evanston, Ill.	Howard Hobson, Oregon	Jimmy Hull, Ohio St.
1940	Kansas City, Mo.	Branch McCracken, Indiana	Marvin Huffman, Indiana
1941	Kansas City, Mo.	Harold Foster, Wisconsin	John Kotz, Wisconsin
1942	Kansas City, Mo.	Everett Dean, Stanford	Howard Dallmar, Stanford
1943	New York City	Everett Shelton, Wyoming	Ken Sailors, Wyoming
1944	New York City	Vadal Peterson, Utah	Arnold Ferrin, Utah
1945	New York City	Hank Iba, Oklahoma St.	Bob Kurland, Oklahoma St.

Season	Site of Finals	Coach of Champion	Outstanding Player Award
1946	New York City	Hank Iba, Oklahoma St.	Bob Kurland, Oklahoma St.
1947	New York City	Alvin Julian, Holy Cross	George Kaftan, Holy Cross
1948	New York City	Adolph Rupp, Kentucky	Alex Groza, Kentucky
1949	Seattle	Adolph Rupp, Kentucky	Alex Groza, Kentucky
1950	New York City	Nat Holman, CCNY	Irwin Dambrot, CCNY
1951	Minneapolis	Adolph Rupp, Kentucky	Bill Spivey, Kentucky
1952	Seattle	Forrest Allen, Kansas	Clyde Lovellette, Kansas
1953	Kansas City, Mo.	Branch McCracken, Indiana	B.H. Born, Kansas
1954	Kansas City, Mo.	Kenneth Loeffler, La Salle	Tom Gola, La Salle
1955	Kansas City, Mo.	Phil Woolpert, San Francisco	Bill Russell, San Francisco
1956	Evanston, Ill.	Phil Woolpert, San Francisco	Hal Lear, Temple
1957	Kansas City, Mo.	Frank McGuire, North Carolina	Wilt Chamberlain, Kansas
1958	Louisville, Ky.	Adolph Rupp, Kentucky	Elgin Baylor, Seattle
1959	Louisville, Ky.	Pete Newell, California	Jerry West, West Virginia
1960	San Francisco	Fred Taylor, Ohio St.	Jerry Lucas, Ohio St.
1961	Kansas City, Mo.	Edwin Jucker, Cincinnati	Jerry Lucas, Ohio St.
1962	Louisville, Ky.	Edwin Jucker, Cincinnati	Paul Hogue, Cincinnati
1963	Louisville, Ky.	George Ireland, Loyola (Ill.)	Art Heyman, Duke
1964	Kansas City, Mo.	John Wooden, UCLA	Walt Hazzard, UCLA
1965	Portland, Ore.	John Wooden, UCLA	Bill Bradley, Princeton
1966	College Park, Md.	Don Haskins, UTEP	Jerry Chambers, Utah
1967	Louisville, Ky.	John Wooden, UCLA	Lew Alcindor, UCLA
1968	Los Angeles	John Wooden, UCLA	Lew Alcindor, UCLA
1969	Louisville, Ky.	John Wooden, UCLA	Lew Alcindor, UCLA
1970	College Park, Md.	John Wooden, UCLA	Sidney Wicks, UCLA
1971	Houston	John Wooden, UCLA	*Howard Porter, Villanova
1972	Los Angeles	John Wooden, UCLA	Bill Walton, UCLA
1973	St. Louis	John Wooden, UCLA	Bill Walton, UCLA
1974	Greensboro, N.C.	Norm Sloan, North Carolina St.	David Thompson, North Carolina St.
1975	San Diego	John Wooden, UCLA	Richard Washington, UCLA
1976	Philadelphia	Bob Knight, Indiana	Kent Benson, Indiana
1977	Atlanta	Al McGuire, Marquette	Butch Lee, Marquette
1978	St. Louis	Joe B. Hall, Kentucky	Jack Givens, Kentucky
1979	Salt Lake City	Jud Heathcote, Michigan St.	Earvin Johnson, Michigan St.
1980	Indianapolis	Denny Crum, Louisville	Darrell Griffith, Louisville
1981	Philadelphia	Bob Knight, Indiana	Isiah Thomas, Indiana
1982	New Orleans	Dean Smith, North Carolina	James Worthy, North Carolina
1983	Albuquerque, N.M.	Jim Valvano, North Carolina St.	Akeem Olajuwon, Houston
1984	Seattle	John Thompson, Georgetown	Patrick Ewing, Georgetown
1985	Lexington, Ky.	Rollie Massimino, Villanova	Ed Pinckney, Villanova
1986	Dallas	Denny Crum, Louisville	Pervis Ellison, Louisville
1987	New Orleans	Bob Knight, Indiana	Keith Smart, Indiana
1988	Kansas City, Mo.	Larry Brown, Kansas	Danny Manning, Kansas
1989	Seattle	Steve Fisher, Michigan	Glen Rice, Michigan
1990	Denver	Jerry Tarkanian, UNLV	Anderson Hunt, UNLV
1991	Indianapolis	Mike Krzyzewski, Duke	Christian Laettner, Duke
1992	Minneapolis	Mike Krzyzewski, Duke	Bobby Hurley, Duke
1993	New Orleans	Dean Smith, North Carolina	Donald Williams, North Carolina
1994	Charlotte, N.C.	Nolan Richardson, Arkansas	Corliss Williamson, Arkansas
1995	Seattle	Jim Harrick, UCLA	Ed O'Bannon, UCLA
1996	East Rutherford, N.J.	Rick Pitino, Kentucky	Tony Delk, Kentucky
1997	Indianapolis	Lute Olson, Arizona	Miles Simon, Arizona
1998	San Antonio	Tubby Smith, Kentucky	Jeff Sheppard, Kentucky
1999	St. Petersburg, Fla.	Jim Calhoun, Connecticut	Richard Hamilton, Connecticut
2000	Indianapolis	Tom Izzo, Michigan St.	Mateen Cleaves, Michigan St.
2001	Minneapolis	Mike Krzyzewski, Duke	Shane Battier, Duke
2002	Atlanta	Gary Williams, Maryland	Juan Dixon, Maryland
2003	New Orleans	Jim Boeheim, Syracuse	Carmelo Anthony, Syracuse
2004	San Antonio	Jim Calhoun, Connecticut	Emeka Okafor, Connecticut
2005	St. Louis	Roy Williams, North Carolina	Sean May, North Carolina
2006	Indianapolis	Billy Donovan, Florida	Joakim Noah, Florida
2007	Atlanta	Billy Donovan, Florida	Corey Brewer, Florida

*Record later vacated

Individual Leaders Year-by-Year

MOST POINTS

Note: On all percentages of the year-by-year leaders, a player must have played in at least 50 percent of the maximum tournament games. Thus, there is a two-game minimum from 1939-52 and a three-game minimum from 1953 to present.

Season	Player, Team	G	FG	FTM	Pts.	Avg.
1939	Jim Hull, Ohio St.	3	22	14	58	19.3
1940	Howard Engleman, Kansas	3	18	3	39	13.0
1941	John Adams, Kansas	2	21	6	48	24.0
1942	Jim Pollard, Stanford	2	19	5	43	21.5
	Chet Palmer, Rice	2	20	3	43	21.5
1943	John Hargis, Texas	2	21	17	59	29.5
1944	Aud Brindley, Dartmouth	3	24	4	52	17.3
1945	Bob Kurland, Oklahoma St.	3	30	5	65	21.7

Season	Player, Team	G	FG	FTM	Pts.	Avg.
1946	Bob Kurland, Oklahoma St.	3	28	16	72	24.0
1947	George Kaftan, Holy Cross	3	25	13	63	21.0
1948	Alex Groza, Kentucky	3	23	8	54	18.0
1949	Alex Groza, Kentucky	3	31	20	82	27.3
1950	Sam Ranzino, North Carolina St.	3	25	25	75	25.0
1951	Don Sunderlage, Illinois	4	28	27	83	20.8
1952	Clyde Lovellette, Kansas	4	53	35	141	35.3
1953	Bob Houbregs, Washington	4	57	25	139	34.8
1954	Tom Gola, La Salle	5	38	38	114	22.8
1955	Bill Russell, San Francisco	5	49	20	118	23.6
1956	Hal Lear, Temple	5	63	34	160	32.0
1957	Len Rosenbluth, North Carolina	5	53	34	140	28.0
1958	Elgin Baylor, Seattle	5	48	39	135	27.0
1959	Jerry West, West Virginia	5	57	46	160	32.0
1960	Oscar Robertson, Cincinnati	4	47	28	122	30.5
1961	Billy McGill, Utah	4	49	21	119	29.8
1962	Len Chappell, Wake Forest	5	45	44	134	26.8

Season	Player, Team	G	FG	FTM	Pts.	Avg.
1963	Mel Counts, Oregon St.	5	50	23	123	24.6
1964	Jeff Mullins, Duke	4	50	16	116	29.0
1965	Bill Bradley, Princeton	5	65	47	177	35.4
1966	Jerry Chambers, Utah	4	55	33	143	35.8
1967	Elvin Hayes, Houston	5	57	14	128	25.6
1968	Elvin Hayes, Houston	5	70	27	167	33.4
1969	Rick Mount, Purdue	4	49	24	122	30.5
1970	Austin Carr, Notre Dame	3	68	22	158	52.7
1971	*Jim McDaniels, Western Ky.	5	61	25	147	29.4
	Austin Carr, Notre Dame	3	48	29	125	41.7
1972	Jim Price, Louisville	4	41	21	103	25.8
1973	Ernie DiGregorio, Providence	5	59	10	128	25.6
1974	David Thompson, North Carolina St.	4	38	21	97	24.3
1975	Jim Lee, Syracuse	5	51	17	119	23.8
1976	Scott May, Indiana	5	45	23	113	22.6
1977	Cedric Maxwell, Charlotte	5	39	45	123	24.6
1978	Mike Gminski, Duke	5	45	19	109	21.8
1979	Tony Price, Penn.	6	58	26	142	23.7
1980	Joe Barry Carroll, Purdue	6	63	32	158	26.3
1981	Al Wood, North Carolina	5	44	21	109	21.8
1982	Rob Williams, Houston	5	30	28	88	17.6
1983	Dereck Whittenburg, North Carolina St.	6	47	26	120	20.0
1984	Roosevelt Chapman, Dayton	4	35	35	105	26.3
1985	Chris Mullin, St. John's (N.Y.)	5	39	32	110	22.0
1986	Johnny Dawkins, Duke	6	66	21	153	25.5

Season	Player, Team	G	FG	3FG	FTM	Pts.	Avg.
1987	Steve Alford, Indiana	6	42	21	33	138	23.0
	Rony Seikaly, Syracuse	6	87	0	32	138	23.0
1988	Danny Manning, Kansas	6	69	2	23	163	27.2
1989	Glen Rice, Michigan	6	75	27	7	184	30.7
1990	Dennis Scott, Georgia Tech.	5	51	24	27	153	30.6
1991	Christian Laettner, Duke	6	37	2	49	125	20.8
1992	Christian Laettner, Duke	6	39	7	30	115	19.2
1993	Donald Williams, North Carolina	6	40	22	16	118	19.7
1994	Khalid Reeves, Arizona	5	45	8	39	137	27.4
1995	Corliss Williamson, Arkansas	6	49	0	27	125	20.8
1996	John Wallace, Syracuse	6	47	7	30	131	21.8
1997	Miles Simon, Arizona	6	42	10	38	132	22.0
1998	Michael Doleac, Utah	6	34	2	45	115	19.2
1999	Richard Hamilton, Connecticut	6	56	7	26	145	24.2
2000	Morris Peterson, Michigan St.	6	35	15	20	105	17.5
2001	Jason Williams, Duke	6	52	23	27	154	25.7
2002	Juan Dixon, Maryland	6	52	22	29	155	25.8
2003	Carmelo Anthony, Syracuse	6	47	10	17	121	20.2
2004	Ben Gordon, Connecticut	6	37	14	39	127	21.2
2005	Sean May, North Carolina	6	52	0	30	134	22.3
2006	Glen Davis, LSU	5	33	1	30	97	19.4
	Joakim Noah, Florida	6	33	0	31	97	16.2
2007	Ron Lewis, Ohio St.	6	34	12	38	108	18.0

*later vacated

HIGHEST SCORING AVERAGE

Season	Player, Team	G	FG	FTM	Pts.	Avg.
1939	Jim Hull, Ohio St.	3	22	14	58	19.3
1940	Howard Engleman, Kansas	3	18	3	39	13.0
	Bob Kinney, Rice	2	12	2	26	13.0
1941	John Adams, Arkansas	2	21	6	48	24.0
1942	Chet Palmer, Rice	2	19	5	43	21.5
	Jim Pollard, Stanford	2	20	3	43	21.5
1943	John Hargis, Texas	2	21	17	59	29.5
1944	Nick Bozolich, Pepperdine	2	17	11	45	22.5
1945	Dick Wilkins, Oregon	2	19	6	44	22.0
1946	Bob Kurland, Oklahoma St.	3	28	16	72	24.0
1947	George Kaftan, Holy Cross	3	25	13	63	21.0
1948	Jack Nichols, Washington	2	13	13	39	19.5
1949	Alex Groza, Kentucky	3	31	20	82	27.3
1950	Sam Ranzino, North Carolina St.	3	25	25	75	25.0
1951	William Kukoy, North Carolina St.	3	25	19	69	23.0
1952	Clyde Lovellette, Kansas	4	53	35	141	35.3
1953	Bob Houbregs, Washington	4	57	25	139	34.8
1954	John Clune, Navy	3	30	19	79	26.3
1955	Terry Rand, Marquette	3	31	11	73	24.3
1956	Hal Lear, Temple	5	63	34	160	32.0
1957	Wilt Chamberlain, Kansas	4	40	41	121	30.3
1958	Wayne Embry, Miami (Ohio)	3	32	19	83	27.7
1959	Jerry West, West Virginia	5	57	46	160	32.0
1960	Jerry West, West Virginia	3	35	35	105	35.0
1961	Billy McGill, Utah	4	49	21	119	29.8
1962	Len Chappell, Wake Forest	5	45	44	134	26.8
1963	Barry Kramer, New York U.	3	31	28	100	33.3
1964	Jeff Mullins, Duke	4	50	16	116	29.0
1965	Bill Bradley, Princeton	5	65	47	147	35.4
1966	Jerry Chambers, Utah	4	55	33	143	35.8

Season	Player, Team	G	FG	FTM	Pts.	Avg.
1967	Lew Alcindor, UCLA	4	39	28	106	26.5
1968	Elvin Hayes, Houston	5	70	27	167	33.4
1969	Rick Mount, Purdue	4	49	24	122	30.5
1970	Austin Carr, Notre Dame	3	68	22	158	52.7
1971	Austin Carr, Notre Dame	3	48	29	125	41.7
1972	*Dwight Lamar, La.-Lafayette	4	41	18	100	33.3
	Jim Price, Louisville	4	41	21	103	25.8
1973	Larry Finch, Memphis	4	34	39	107	26.8
1974	John Shumate, Notre Dame	3	35	16	86	28.7
1975	Adrian Dantley, Notre Dame	3	29	34	92	30.7
1976	Willie Smith, Missouri	3	38	18	94	31.3
1977	Cedric Maxwell, Charlotte	5	39	45	123	24.6
1978	Dave Corzine, DePaul	3	33	16	82	27.3
1979	Larry Bird, Indiana St.	5	52	32	136	27.2
1980	Joe Barry Carroll, Purdue	6	63	32	158	26.3
1981	Al Wood, North Carolina	5	44	21	109	21.8
1982	Oliver Robinson, UAB	3	27	12	66	22.0
1983	Greg Stokes, Iowa	3	24	13	61	20.3
1984	Roosevelt Chapman, Dayton	4	35	35	105	26.3
1985	Kenny Walker, Kentucky	3	28	19	75	25.0
1986	David Robinson, Navy	4	35	40	110	27.5

Season	Player, Team	G	FG	3FG	FTM	Pts.	Avg.
1987	Fennis Dembo, Wyoming	3	25	11	23	84	28.0
1988	Danny Manning, Kansas	6	69	2	23	163	27.2
1989	Glen Rice, Michigan	6	75	27	7	184	30.7
1990	Bo Kimble, Loyola Marymount	4	51	15	26	143	35.8
1991	Terry Dehere, Seton Hall	4	34	12	17	97	24.3
1992	Jamal Mashburn, Kentucky	4	34	6	22	96	24.0
1993	Calbert Cheaney, Indiana	4	40	3	23	106	26.5
1994	Gary Collier, Tulsa	3	30	13	21	94	31.3
1995	Darryl Wilson, Mississippi St.	3	21	9	22	73	24.3
1996	Allen Iverson, Georgetown	4	38	12	23	111	27.8
1997	Dedric Willoughby, Iowa St.	3	24	14	12	74	24.7
1998	Khalid El-Amin, Connecticut	4	30	10	23	93	23.3
1999	Wally Szczerbiak, Miami (Ohio)	3	32	11	15	90	30.0
2000	Marcus Fizer, Iowa St.	4	32	2	14	80	20.0
2001	Jason Williams, Duke	6	52	23	27	154	25.7
2002	Caron Butler, Connecticut	4	32	8	34	106	26.5
2003	Dahntay Jones, Duke	3	25	8	16	74	24.7
2004	Gerry McNamara, Syracuse	3	19	15	27	80	26.7
2005	Joah Tucker, Milwaukee	3	25	6	20	76	25.3
2006	Adam Morrison, Gonzaga	3	26	5	15	73	24.3
2007	Chris Lofton, Tennessee	3	22	13	12	69	23.0

*later vacated

MOST REBOUNDS

Season	Player, Team	G	Reb.	Avg.
1951	Bill Spivey, Kentucky	4	65	16.3
1957	John Green, Michigan St.	4	77	19.3
1958	Elgin Baylor, Seattle	5	91	18.2
1959	Jerry West, West Virginia	5	73	14.6
1960	Tom Sanders, New York U.	5	83	16.6
1961	Jerry Lucas, Ohio St.	4	73	18.3
1962	Len Chappell, Wake Forest	5	86	17.2
1963	Nate Thurmond, Bowling Green	3	70	23.3
	Vic Rouse, Loyola (Ill.)	5	70	14.0
1964	Paul Silas, Creighton	3	57	19.0
1965	Bill Bradley, Princeton	5	57	11.4
1966	Jerry Chambers, Utah	4	56	14.0
1967	Don Hay, Dayton	5	82	16.4
1968	Elvin Hayes, Houston	5	97	19.4
1969	Lew Alcindor, UCLA	4	64	16.0
1970	Artis Gilmore, Jacksonville	5	93	18.6
1971	*Clarence Glover, Western Ky.	5	89	17.8
	Sidney Wicks, UCLA	4	52	13.0
1972	Bill Walton, UCLA	4	64	16.0
1973	Bill Walton, UCLA	4	58	14.5
1974	Tom Burleson, North Carolina St.	4	61	15.3
1975	Richard Washington, UCLA	5	60	12.0
1976	Phil Hubbard, Michigan	5	61	12.2
1977	Cedric Maxwell, Charlotte	5	64	12.8
1978	Eugene Banks, Duke	5	50	10.0
1979	Larry Bird, Indiana St.	5	67	13.4
1980	*Mike Sanders, UCLA	6	60	10.0
1981	Cliff Levingston, Wichita St.	4	53	13.3
1982	Clyde Drexler, Houston	5	42	8.4
1983	Akeem Olajuwon, Houston	5	65	13.0
1984	Akeem Olajuwon, Houston	5	57	11.4
1985	Ed Pinckney, Villanova	6	48	8.0
1986	Pervis Ellison, Louisville	6	57	9.5
1987	Derrick Coleman, Syracuse	6	73	12.2
1988	Danny Manning, Kansas	6	56	9.3

CHAMPIONSHIPS

Season	Player, Team	G	Reb.	Avg.
1989	Daryll Walker, Seton Hall.....	6	58	9.7
1990	Larry Johnson, UNLV.....	6	75	12.5
1991	Larry Johnson, UNLV.....	5	51	10.2
1992	*Chris Webber, Michigan.....	6	58	9.7
1993	*Chris Webber, Michigan.....	6	68	11.3
1994	Cherokee Parks, Duke.....	6	55	9.2
1995	Ed O'Bannon, UCLA.....	6	54	9.0
1996	Tim Duncan, Wake Forest.....	4	52	13.0
1997	A.J. Bramlett, Arizona.....	6	62	10.3
1998	Antawn Jamison, North Carolina.....	5	63	12.6
1999	Elton Brand, Duke.....	6	55	9.2
2000	Brendan Haywood, North Carolina.....	5	48	9.6
2001	Shane Battier, Duke.....	6	61	10.2
2002	Drew Gooden, Kansas.....	5	61	12.2
2003	Nick Collison, Kansas.....	6	81	13.5
2004	Emeka Okafor, Connecticut.....	6	68	11.3
2005	Sean May, North Carolina.....	6	64	10.7
2006	Al Horford, Florida.....	6	60	10.0
2007	Al Horford, Florida.....	6	68	11.3

*later vacated

HIGHEST REBOUNDING AVERAGE

Season	Player, Team	G	Reb.	Avg.
1951	Bill Spivey, Kentucky.....	4	65	16.3
1957	John Green, Michigan St.....	4	77	19.3
1958	Elgin Baylor, Seattle.....	5	91	18.2
1959	Oscar Robertson, Cincinnati.....	4	63	15.8
1960	Howard Jolliff, Ohio.....	3	64	21.3
1961	Jerry Lucas, Ohio St.....	4	73	18.3
1962	Mel Counts, Oregon St.....	3	53	17.7
1963	Nate Thurmond, Bowling Green.....	3	70	23.3
1964	Paul Silas, Creighton.....	3	57	19.0
1965	James Ware, Oklahoma City.....	3	55	18.3
1966	Elvin Hayes, Houston.....	3	50	16.7
1967	Don May, Dayton.....	5	82	16.4
1968	Elvin Hayes, Houston.....	5	97	19.4
1969	Lew Alcindor, UCLA.....	4	64	16.0
1970	Artis Gilmore, Jacksonville.....	5	93	18.6
1971	*Clarence Glover, Western Ky.....	5	89	17.8
	Collis Jones, Notre Dame.....	3	49	16.3
1972	Bill Walton, UCLA.....	4	64	16.0
1973	Bill Walton, UCLA.....	4	58	14.5
1974	Marvin Barnes, Providence.....	3	51	17.0
1975	Mike Franklin, Cincinnati.....	3	49	16.3
1976	Al Fleming, Arizona.....	3	39	13.0
1977	Phil Hubbard, Michigan.....	3	45	15.0
1978	Greg Kelsner, Michigan St.....	3	37	12.3
1979	Larry Bird, Indiana St.....	5	67	13.4
1980	Durand Macklin, LSU.....	3	31	10.3
1981	Cliff Levingston, Wichita St.....	4	53	13.3
1982	Ed Pinckney, Villanova.....	3	30	10.0
1983	Akeem Olajuwon, Houston.....	5	65	13.0
1984	*Keith Lee, Memphis.....	3	37	12.3
	Akeem Olajuwon, Houston.....	5	57	11.4
1985	Karl Malone, Louisiana Tech.....	3	40	13.3
1986	David Robinson, Navy.....	4	47	11.8
1987	Derrick Coleman, Syracuse.....	6	73	12.2
1988	Pervis Ellison, Louisville.....	3	33	11.0
1989	Pervis Ellison, Louisville.....	3	31	10.3
	Stacey King, Oklahoma.....	3	31	10.3
1990	Dale Davis, Clemson.....	3	44	14.7
1991	Byron Houston, Oklahoma St.....	3	36	12.0
1992	Doug Edwards, Florida St.....	3	32	10.7
1993	*Chris Webber, Michigan.....	6	68	11.3
1994	*Juwan Howard, Michigan.....	6	51	12.8
1995	Tim Duncan, Wake Forest.....	3	43	14.3
1996	Tim Duncan, Wake Forest.....	4	52	13.0
1997	Paul Pierce, Kansas.....	3	36	12.0
1998	Antawn Jamison, North Carolina.....	5	63	12.6
1999	Eduardo Najera, Oklahoma.....	3	35	11.7
2000	Eric Coley, Tulsa.....	4	43	10.8
2001	Dan Gadzuric, UCLA.....	3	36	12.0
2002	Drew Gooden, Kansas.....	5	61	12.2
2003	Nick Collison, Kansas.....	6	81	13.5
2004	Emeka Okafor, Connecticut.....	6	68	11.3
2005	Paul Davis, Michigan St.....	5	58	11.6
2006	P.J. Tucker, Texas.....	4	50	12.5
2007	Al Horford, Florida.....	6	68	11.3
	Taj Gibson, Southern California.....	3	34	11.3

*later vacated

TOP 10 INDIVIDUAL LEADERS**Single-Game****POINTS**

61, Austin Carr, Notre Dame vs. Ohio, 1st R, 3-7-1970
 58, Bill Bradley, Princeton vs. Wichita St., N3d, 3-20-1965
 56, Oscar Robertson, Cincinnati vs. Arkansas, R3d, 3-15-1958
 52, Austin Carr, Notre Dame vs. Kentucky, RSF, 3-12-1970
 52, Austin Carr, Notre Dame vs. TCU, 1st R, 3-13-1971
 50, David Robinson, Navy vs. Michigan, 1st R, 3-12-1987
 49, Elvin Hayes, Houston vs. Loyola (Ill.), 1st R, 3-9-1968
 48, Hal Lear, Temple vs. SMU, N3d, 3-23-1956
 47, Austin Carr, Notre Dame vs. Houston, R3d, 3-20-1971
 46, Dave Corzine, DePaul vs. Louisville, RSF, 3-17-1978 (2 ot)

REBOUNDS

34, Fred Cohen, Temple vs. Connecticut, RSF, 3-16-1956
 31, Nate Thurmond, Bowling Green vs. Mississippi St., R3d, 3-16-1963
 30, Jerry Lucas, Ohio St. vs. Kentucky, RF, 3-18-1961
 29, Toby Kimball, Connecticut vs. St. Joseph's, 1st R, 3-8-1965
 28, Elvin Hayes, Houston vs. Pacific, R3d, 3-12-1966
 27, Bill Russell, San Francisco vs. Iowa, CH, 3-19-1956
 27, John Green, Michigan St. vs. Notre Dame, RSF, 3-15-1957
 27, Paul Silas, Creighton vs. Oklahoma City, 1st R, 3-9-1964
 27, Elvin Hayes, Houston vs. Loyola (Ill.), 1st R, 3-9-1968
 26, Howard Jolliff, Ohio vs. Georgia Tech, RSF, 3-11-1960
 26, Phil Hubbard, Michigan vs. Detroit, RSF, 3-17-1977

REBOUNDS SINCE 1973

26, Phil Hubbard, Michigan vs. Detroit, RSF, 3-17-1977
 24, Tom Burleson, North Carolina St. vs. Providence, RSF, 3-14-1974
 23, Kent Benson, Indiana vs. Kentucky, RF, 3-22-1975
 22, Larry Kenon, Memphis vs. Providence, NSF, 3-26-1973
 22, Akeem Olajuwon, Houston vs. Louisville, NSF, 1983
 22, Tim Duncan, Wake Forest vs. Oklahoma St., RSF, 3-24-1995
 22, Tim Duncan, Wake Forest vs. St. Mary's (Cal.), 1st R, 3-14-1997
 21, Marvin Barnes, Providence vs. Furman, R3d, 3-16-1974
 21, Leon Douglas, Alabama vs. Arizona St., 1st R, 3-15-1975
 21, Ralph Sampson, Virginia vs. UAB, RSF, 3-18-1982
 21, Loy Vaught, Michigan vs. Illinois St., 1st R, 3-16-1990
 21, Joy Smith, Maryland vs. Texas, 2nd R, 3-18-1995
 21, Nick Collison, Kansas vs. Syracuse, CH, 4-7-2003

Series**POINTS**

184, Glen Rice, Michigan, 1989 (6 games)
 177, Bill Bradley, Princeton, 1965 (5)
 167, Elvin Hayes, Houston, 1968 (5)
 163, Danny Manning, Kansas, 1988 (6)
 160, Hal Lear, Temple, 1956 (5)
 160, Jerry West, West Virginia, 1959 (5)
 158, Austin Carr, Notre Dame, 1970 (3)
 158, Joe Barry Carroll, Purdue, 1980 (6)
 155, Juan Dixon, Maryland, 2002 (6)
 154, Jason Williams, Duke, 2001 (6)

SCORING AVERAGE

52.7 (158 points in 3 games), Austin Carr, Notre Dame, 1970
 41.7 (125 in 3), Austin Carr, Notre Dame, 1971
 35.8 (143 in 4), Jerry Chambers, Utah, 1966
 35.8 (143 in 4), Bo Kimble, Loyola Marymount, 1990
 35.4 (177 in 5), Bill Bradley, Princeton, 1965
 35.3 (141 in 4), Clyde Lovelette, Kansas, 1952
 35.0 (140 in 4), Gail Goodrich, UCLA, 1965
 35.0 (105 in 3), Jerry West, West Virginia, 1960
 34.8 (139 in 4), Bob Houbregs, Washington, 1953
 33.4 (167 in 5), Elvin Hayes, Houston, 1968

REBOUNDS

97, Elvin Hayes, Houston, 1968 (5 games)
 93, Artis Gilmore, Jacksonville, 1970 (5)
 91, Elgin Baylor, Seattle, 1958 (5)
 90, Sam Lacey, New Mexico St., 1970 (5)
 89, *Clarence Glover, Western Ky., 1971 (5)
 86, Len Chappell, Wake Forest, 1962 (5)
 83, Tom Sanders, New York U., 1960 (5)
 82, Don May, Dayton, 1967 (5)
 81, Nick Collison, Kansas, 2003 (6)
 77, John Green, Michigan St., 1957 (4)

REBOUNDS SINCE 1973

81, Nick Collison, Kansas, 2003 (6 games)
 75, Larry Johnson, UNLV, 1990 (6)
 73, Derrick Coleman, Syracuse, 1987 (6)
 68, *Chris Webber, Michigan, 1993 (6)
 68, Emeka Okafor, Connecticut, 2004 (6)
 67, Larry Bird, Indiana St., 1979 (5)
 65, Akeem Olajuwon, Houston, 1983 (5)
 64, Cedric Maxwell, Charlotte, 1977 (5)
 64, Sean May, North Carolina, 2005 (6)
 63, Antawn Jamison, North Carolina, 1998 (5)

REBOUND AVERAGE (MIN. 3 GAMES)

23.3 (70 rebounds in 3 games), Nate Thurmond, Bowling Green, 1963
 21.3 (64 in 3), Howard Jolliff, Ohio, 1960
 19.4 (97 in 5), Elvin Hayes, Houston, 1968
 19.3 (77 in 4), John Green, Michigan St., 1957
 19.0 (57 in 3), Paul Silas, Creighton, 1964
 18.8 (75 in 4), Lew Alcindor, UCLA, 1968
 18.6 (93 in 5), Artis Gilmore, Jacksonville, 1970
 18.3 (55 in 3), James Ware, Oklahoma City, 1965
 18.3 (73 in 4), Jerry Lucas, Ohio St., 1961
 18.2 (91 in 5), Elgin Baylor, Seattle, 1958

REBOUND AVERAGE SINCE 1973 (MIN. 3 GAMES)

17.0 (51 rebounds in 3 games), Marvin Barnes, Providence, 1974
 16.3 (49 in 3), Mike Franklin, Cincinnati, 1975
 15.3 (61 in 4), Tom Burleson, North Carolina St., 1974
 15.0 (45 in 3), Phil Hubbard, Michigan, 1977
 14.7 (44 in 3), Dale Davis, Clemson, 1990
 14.5 (58 in 4), Bill Walton, UCLA, 1973
 14.3 (57 in 4), Larry Kenon, Memphis, 1973
 14.3 (43 in 3), Tim Duncan, Wake Forest, 1995
 14.0 (56 in 4), Ronnie Robinson, Memphis, 1973
 14.0 (42 in 3), Kent Benson, Indiana, 1975

Career**POINTS**

407, Christian Laettner, Duke, 1989-92 (23 games)
 358, Elvin Hayes, Houston, 1966-68 (13)
 328, Danny Manning, Kansas, 1985-88 (16)
 324, Oscar Robertson, Cincinnati, 1958-60 (10)
 308, Glen Rice, Michigan, 1986-89 (13)
 304, Lew Alcindor, UCLA, 1967-69 (12)
 303, Bill Bradley, Princeton, 1963-65 (9)
 303, Corliss Williamson, Arkansas, 1993-95 (15)
 294, Juan Dixon, Maryland, 1999-2002 (16)
 289, Austin Carr, Notre Dame, 1969-71 (7)

SCORING AVERAGE (MIN. 6 GAMES)

41.3 (289 points in 7 games), Austin Carr, Notre Dame, 1969-71
 33.7 (303 in 9), Bill Bradley, Princeton, 1963-65
 32.4 (324 in 10), Oscar Robertson, Cincinnati, 1958-60
 30.6 (275 in 9), Jerry West, West Virginia, 1958-60
 30.5 (183 in 6), Bob Pettit, LSU, 1953-54
 29.3 (176 in 6), Dan Issel, Kentucky, 1968-70
 29.3 (176 in 6), *Jim McDaniels, Western Ky., 1970-71
 29.2 (175 in 6), Dwight Lamar, La.-Lafayette, 1972-73
 29.1 (204 in 7), Bo Kimble, Loyola Marymount, 1988-90
 28.6 (200 in 7), David Robinson, Navy, 1985-87

REBOUNDS

222, Elvin Hayes, Houston, 1966-68 (13 games)
 201, Lew Alcindor, UCLA, 1967-69 (12)
 197, Jerry Lucas, Ohio St., 1960-62 (12)
 181, Nick Collison, Kansas, 2000-03 (16)
 176, Bill Walton, UCLA, 1972-74 (12)
 169, Christian Laettner, Duke, 1989-92 (23)
 165, Tim Duncan, Wake Forest, 1994-97 (11)
 160, Paul Hogue, Cincinnati, 1960-62 (12)
 157, Sam Lacey, New Mexico St., 1968-70 (11)
 155, Derrick Coleman, Syracuse, 1987-90 (14)

REBOUNDS SINCE 1973

181, Nick Collison, Kansas, 2000-03 (16 games)
 169, Christian Laettner, Duke, 1989-92 (23)
 165, Tim Duncan, Wake Forest, 1994-97 (11)
 155, Derrick Coleman, Syracuse, 1987-90 (14)
 153, Akeem Olajuwon, Houston, 1982-84 (15)
 144, Patrick Ewing, Georgetown, 1982-85 (18)
 141, Emeka Okafor, Connecticut, 2002-04 (13)
 138, Marques Johnson, UCLA, 1974-77 (16)
 138, George Lynch, North Carolina, 1990-93 (17)
 137, Lonny Baxter, Maryland, 1999-2002 (16)
 137, Al Horford, Florida, 2004-07 (14)

REBOUNDING AVERAGE (MIN. 6 GAMES)

19.7 (118 rebounds in 6 games), John Green, Michigan St., 1957-59
 19.2 (115 in 6), Artis Gilmore, Jacksonville, 1970-71
 18.5 (111 in 6), Paul Silas, Creighton, 1962-64
 17.1 (137 in 8), Len Chappell, Wake Forest, 1961-62
 17.1 (222 in 13), Elvin Hayes, Houston, 1966-68
 16.8 (201 in 12), Lew Alcindor, UCLA, 1967-69
 16.4 (197 in 12), Jerry Lucas, Ohio St., 1960-62
 15.0 (165 in 11), Tim Duncan, Wake Forest, 1994-97
 14.7 (176 in 12), Bill Walton, UCLA, 1972-74
 14.3 (157 in 11), Sam Lacey, New Mexico St., 1968-70

REBOUNDING AVERAGE SINCE 1973 (MIN. 7 GAMES)

15.0 (165 in 11), Tim Duncan, Wake Forest, 1994-97
 14.1 (99 in 7), Marvin Barnes, Providence, 1973-74
 14.0 (112 in 8), Bill Walton, UCLA, 1973-74
 13.3 (106 in 8), Phil Hubbard, Michigan, 1976-77
 12.3 (86 in 7), David Robinson, Navy, 1985-87
 12.0 (96 in 8), Maurice Lucas, Marquette, 1973-74
 11.5 (126 in 11), Larry Johnson, UNLV, 1990-91
 11.4 (114 in 10), Sheldon Williams, Duke, 2004-07
 11.3 (181 in 16), Nick Collison, Kansas, 2000-03
 11.3 (113 in 10), Ralph Sampson, Virginia, 1981-83
 11.3 (90 in 8), Greg Kelsner, Michigan St., 1978-79

CH-National Championship Game

NSF-National Semifinal Game

N3d-National Third Place Game

RF-Regional Final Game

RSF-Regional Semifinal Game

R3d-Regional Third Place Game

2nd R-Second Round Game

1st R-First Round Game

OR-Opening Round Game

*-Record later vacated

INDIVIDUAL RECORDS

Single Game

POINTS

61—Austin Carr, Notre Dame vs. Ohio, 1st R, 3-7-1970

POINTS BY TWO TEAMMATES

85—Austin Carr (61) and Collis Jones (24), Notre Dame vs. Ohio, 1st R, 3-7-1970

POINTS BY TWO OPPOSING PLAYERS

96—Austin Carr (52), Notre Dame, and Dan Issel (44), Kentucky, RSF, 3-12-1970

FIELD GOALS

25—Austin Carr, Notre Dame vs. Ohio, 1st R, 3-7-1970

FIELD GOALS ATTEMPTED

44—Austin Carr, Notre Dame vs. Ohio, 1st R, 3-7-1970

FIELD-GOAL PERCENTAGE

(Minimum 11 FGM)

100% (11-11)—Kenny Walker, Kentucky vs. Western Ky., 2nd R, 3-16-1986; Marcus Williams, Connecticut vs. Washington, RSF, 3-24-2006 (ot)

THREE-POINT FIELD GOALS

11—Jeff Fryer, Loyola Marymount vs. Michigan, 2nd R, 3-18-1990

THREE-POINT FIELD GOALS ATTEMPTED

22—Jeff Fryer, Loyola Marymount vs. Arkansas, 1st R, 3-16-1989

THREE-POINT FIELD-GOAL PERCENTAGE

(Minimum 8 3FGM)

100% (8-8)—John Goldsberry, UNC Wilmington vs. Maryland, 1st R, 3-21-2003

FREE THROWS

23—Bob Carney, Bradley vs. Colorado, RSF, 3-12-1954; Travis Mays, Texas vs. Georgia, 1st R, 3-17-1990

FREE THROWS ATTEMPTED

27—David Robinson, Navy vs. Syracuse, 2nd R, 3-16-1986; Travis Mays, Texas vs. Georgia, 1st R, 3-17-1990

FREE-THROW PERCENTAGE

(Minimum 16 FTM)

100% (16-16)—Bill Bradley, Princeton vs. St. Joseph's, 1st R, 3-11-1963; Fennis Dembo, Wyoming vs. UCLA, 2nd R, 3-14-1987

REBOUNDS

34—Fred Cohen, Temple vs. Connecticut, RSF, 3-16-1956

REBOUNDS SINCE 1973

26—Phil Hubbard, Michigan vs. Detroit, RSF, 3-17-1977

ASSISTS

18—Mark Wade, UNLV vs. Indiana, NSF, 3-28-1987

BLOCKED SHOTS

11—Shaquille O'Neal, LSU vs. BYU, 1st R, 3-19-1992

STEALS

8—Darrell Hawkins, Arkansas vs. Holy Cross, 1st R, 3-18-1993; Grant Hill, Duke vs. California, 2nd R, 3-20-1993; Duane Clemens, Ball St. vs. UCLA, 1st R, 3-16-2000

Series

(Three-game minimum for averages and percentages)

POINTS

184—Glen Rice, Michigan, 1989 (6 games)

SCORING AVERAGE

52.7 (158 points in 3 games)—Austin Carr, Notre Dame, 1970

FIELD GOALS

75—Glen Rice, Michigan, 1989 (6 games)

FIELD GOALS ATTEMPTED

138—*Jim McDaniels, Western Ky., 1971 (5 games)
137—Elvin Hayes, Houston, 1968 (5)

FIELD-GOAL PERCENTAGE

(Minimum 5 FGM per game)

78.8% (26-33)—Christian Laettner, Duke, 1989 (5 games)

THREE-POINT FIELD GOALS

27—Glen Rice, Michigan, 1989 (6 games)

THREE-POINT FIELD GOALS ATTEMPTED

66—Jason Williams, Duke, 2001 (6 games)

THREE-POINT FIELD-GOAL PERCENTAGE

(Minimum 1.5 3FGM per game, 2.0 3FGM Since 2001)

100% (6-6)—Ranzino Smith, North Carolina, 1987 (4 games)

FREE THROWS

55—Bob Carney, Bradley, 1954 (5 games)

FREE THROWS ATTEMPTED

71—Jerry West, West Virginia, 1959 (5 games)

PERFECT FREE-THROW PERCENTAGE

(Minimum 2.5 FTM per game)

100% (35-35)—Arthur Lee, Stanford, 1998 (5 games)

REBOUNDS

97—Elvin Hayes, Houston, 1968 (5 games)

REBOUNDS SINCE 1973

81—Nick Collison, Kansas, 2003 (6 games)

REBOUND AVERAGE

23.3 (70 rebounds in 3 games)—Nate Thurmond, Bowling Green, 1963

REBOUND AVERAGE SINCE 1973

17.0 (51 rebounds in 3 games)—Marvin Barnes, Providence, 1974

ASSISTS

61—Mark Wade, UNLV, 1987 (5 games)

BLOCKED SHOTS

29—Joakim Noah, Florida, 2006 (6 games)

STEALS

23—Mookie Blaylock, Oklahoma, 1988 (6 games)

Career

(Two-year minimum for averages and percentages)

POINTS

407—Christian Laettner, Duke, 1989-92 (23 games)

SCORING AVERAGE

(Minimum 6 games)

41.3—Austin Carr, Notre Dame, 1969-71 (289 points in 7 games)

FIELD GOALS

152—Elvin Hayes, Houston, 1966-68

FIELD GOALS ATTEMPTED

310—Elvin Hayes, Houston, 1966-68

FIELD-GOAL PERCENTAGE

(Minimum 70 made)

68.6% (109-159)—Bill Walton, UCLA, 1972-74

THREE-POINT FIELD GOALS

47—Lee Humphrey, Florida, 2004-07 (15 games)

THREE-POINT FIELD GOALS ATTEMPTED

115—J.J. Redick, Duke, 2003-06 (14 games)

THREE-POINT FIELD-GOAL PERCENTAGE

(Minimum 30 made)

56.5% (35-62)—Glen Rice, Michigan, 1986-89 (13 games)

(Minimum 20 made)

65.0% (26-40)—William Scott, Kansas St., 1987-88 (5 games)

FREE THROWS MADE

142—Christian Laettner, Duke, 1989-92 (23 games)

FREE THROWS ATTEMPTED

167—Christian Laettner, Duke, 1989-92 (23 games)

FREE-THROW PERCENTAGE

(Minimum 50 made)

93.5% (58-62)—Arthur Lee, Stanford, 1996-99 (12 games)

(Minimum 30 made)

97.7% (42-43)—Keith Van Horn, Utah, 1995-97 (8 games)

REBOUNDS

222—Elvin Hayes, Houston, 1966-68 (13 games)

REBOUNDS SINCE 1973

181—Nick Collison, Kansas, 2000-03 (16 games)

REBOUNDING AVERAGE

(Minimum 6 games)

19.7—John Green, Michigan St., 1957-59 (118 rebounds in 6 games)

REBOUNDING AVERAGE SINCE 1973

(Minimum 6 Games)

15.0—Tim Duncan, Wake Forest, 1994-97 (165 rebounds in 11 games)

ASSISTS

145—Bobby Hurley, Duke, 1990-93 (20 games)

BLOCKED SHOTS

50—Tim Duncan, Wake Forest, 1994-97 (11 games)

STEALS

39—Grant Hill, Duke, 1991-94 (20 games)

GAMES PLAYED

23—Christian Laettner, Duke, 1989-92

TEAM RECORDS

Single Game

POINTS

149—Loyola Marymount vs. Michigan (115), 2nd R, 3-18-1990

FEWEST POINTS

20—North Carolina vs. Pittsburgh (26), RF, 3-21-1941

WINNING MARGIN

69—Loyola (Ill.) (111) vs. Tennessee Tech (42), 1st R, 3-11-1963

SMALLEST WINNING MARGIN

1—167 tied (most recent: three in 2007)

POINTS SCORED BY LOSING TEAM

120—Utah vs. *St. Joseph's (127), N3d, 3-25-1961 (4 ot)

FIELD GOALS

52—Iowa vs. Notre Dame, R3d, 3-14-1970

FEWEST FIELD GOALS

8—Springfield vs. Indiana, RF, 3-20-1940

FIELD GOALS ATTEMPTED

112—Marshall vs. La.-Lafayette, 1st R, 3-11-1972

FIELD-GOAL PERCENTAGE

80.0% (28-35)—Oklahoma St. vs. Tulane, 2nd R, 3-22-1992

LOWEST FIELD-GOAL PERCENTAGE

12.7% (8-63)—Springfield vs. Indiana, RF, 3-20-1940

THREE-POINT FIELD GOALS

21—Loyola Marymount vs. Michigan, 2nd R, 3-18-1990

THREE-POINT FIELD GOALS ATTEMPTED

43—St. Joseph's vs. Boston College, 2nd R, 3-15-1997 (ot)

THREE-POINT FIELD-GOAL PERCENTAGE

(Minimum 7 3FGM)

88.9% (8-9)—Kansas St. vs. Georgia, 1st R, 3-12-1987

FREE THROWS

43—Arizona vs. Illinois, RF, 3-25-2001

FREE THROWS ATTEMPTED

56—Arizona vs. Illinois, RF, 3-25-2001

FREE-THROW PERCENTAGE

(Minimum 22 FTM)

100% (22-22)—Fordham vs. South Carolina, R3d, 3-20-1971

REBOUNDS

86—Notre Dame vs. Tennessee Tech, 1st R, 3-11-1958

REBOUND MARGIN

42—Notre Dame (86) vs. Tennessee Tech (44), 1st R, 3-11-1958

ASSISTS

36—North Carolina vs. Loyola Marymount, 2nd R, 3-19-1988

BLOCKED SHOTS

14—Kentucky vs. UCLA, RSF, 3-20-1998

STEALS

19—Providence vs. Austin Peay, 2nd R, 3-14-1987; Connecticut vs. Boston U., 1st R, 3-15-1990; Washington vs. Connecticut, RSF, 3-24-2006

PERSONAL FOULS

41—Dayton vs. Illinois, RSF, 3-21-1952

PLAYERS DISQUALIFIED

6—Kansas vs. Notre Dame, 1st R, 3-15-1975; Illinois vs. Arizona, RF, 3-25-2001

Single Game, Both Teams

POINTS

264—Loyola Marymount (149) vs. Michigan (115), 2nd R, 3-18-1990

FEWEST POINTS

46—Pittsburgh (26) vs. North Carolina (20), RF, 3-21-1941

FIELD GOALS

97—Iowa (52) vs. Notre Dame (45), R3d, 3-14-1970

FIELD GOALS ATTEMPTED

204—Utah (103) vs. *St. Joseph's (101), N3d, 3-25-1961 (4 ot)

THREE-POINT FIELD GOALS

29—West Virginia (18) vs. Louisville (11), RF, 3-26-2005

THREE-POINT FIELD GOALS ATTEMPTED

66—UCLA (36) vs. Cincinnati (30), 2nd R, 3-17-2002

FREE THROWS

69—Morehead St. (37) vs. Pittsburgh (32), 1st R, 3-11-1957

FREE THROWS ATTEMPTED

105—Morehead St. (53) vs. Iowa (52), RSF, 3-16-1956

REBOUNDS

134—Marshall (68) vs. *La.-Lafayette (66), 1st R, 3-11-1972

132—Pacific (67) vs. Houston (65), R3d, 3-12-1966

ASSISTS

58—UNLV (35) vs. Loyola Marymount (23), RF, 3-25-1990

BLOCKED SHOTS

20—Kentucky (14) vs. UCLA (6), RSF, 3-20-1998

STEALS

32—Kansas (17) vs. UCLA (15), RF, 3-24-2007

PERSONAL FOULS

68—Iowa (35) vs. Morehead St. (33), RSF, 3-16-1956

Series

(Three-game minimum for averages and percentages)

POINTS

571—UNLV, 1990 (6 games)

SCORING AVERAGE

105.8—Loyola Marymount, 1990 (423 points in 4 games)

SCORING MARGIN

23.75—UCLA, 1967 (4 games)

FIELD GOALS

218—UNLV—1977 (5 games)

FIELD GOALS ATTEMPTED

442—*Western Ky., 1971 (5 games)

441—UNLV, 1977 (5)

FIELD-GOAL PERCENTAGE

60.4% (113-187)—North Carolina, 1975 (3 games)

THREE-POINT FIELD GOALS

60—Arkansas, 1995 (6 games); Duke, 2001 (6)

THREE-POINT FIELD GOALS ATTEMPTED

175—Duke, 2001 (6 games)

THREE-POINT FIELD-GOAL PERCENTAGE

(Minimum 12 3FGM)

60.9% (14-23)—Indiana, 1989 (3 games)

(Minimum 30 3FGM)

51.9% (40-77)—Kansas, 1993 (5 games)

FREE THROWS

146—Bradley, 1954 (5 games)

FREE THROWS ATTEMPTED

194—Bradley, 1954 (5 games)

FREE-THROW PERCENTAGE

(Minimum 30 FTM)

87.0% (47-54)—St. John's (N.Y.), 1969 (3 games)

REBOUNDS

306—Houston, 1968 (5 games)

ASSISTS

143—Kentucky, 1996 (6 games)

BLOCKED SHOTS

48—Kentucky, 1998 (6 games)

STEALS

72—Oklahoma, 1988 (6 games)

PERSONAL FOULS

150—Penn, 1979 (6 games)

CH—National Championship Game

NSF—National Semifinal Game

N3d—National Third Place Game

RF—Regional Final Game

RSF—Regional Semifinal Game

R3d—Regional Third Place Game

2nd R—Second Round Game

1st R—First Round Game

OR—Opening Round Game

*Record later vacated

All-Time Division I Tournament Records

RECORD OF EACH TEAM COACH BY COACH

(296 Teams)

	Yrs.	W	L	CH	2D	3d%	4th	RR
AIR FORCE								
Bob Spear (DePauw 1941) 1960, 62.....	2	0	2	0	0	0	0	0
Joe Scott (Princeton 1987) 2004.....	1	0	1	0	0	0	0	0
Jeff Bzdelik (Ill.-Chicago 1976) 2006.....	1	0	1	0	0	0	0	0
TOTAL	4	0	4	0	0	0	0	0
AKRON								
Bob Huggins (West Virginia 1977) 1986.....	1	0	1	0	0	0	0	0
TOTAL	1	0	1	0	0	0	0	0
ALABAMA*								
C.M. Newton (Kentucky 1952) 1975, 76.....	2	1	2	0	0	0	0	0
Wimp Sanderson (North Ala. 1959)								
1982, 83, 84, 85, 86, 87*, 89, 90, 91, 92.....	10	12	10	0	0	0	0	0
David Hobbs (VCU 1971)								
1994, 95.....	2	2	2	0	0	0	0	0
Mark Gottfried (Alabama 1987) 2002,								
03, 04RR, 05, 06.....	5	5	5	0	0	0	0	1
TOTAL	19	20	19	0	0	0	0	1
ALABAMA A&M								
L. Vann Pettaway (Alabama A&M 1980)								
2005.....	1	0	1	0	0	0	0	0
TOTAL	1	0	1	0	0	0	0	0
ALABAMA ST.								
Rob Spivery (Ashland 1972) 2001, 04.....	2	0	2	0	0	0	0	0
TOTAL	2	0	2	0	0	0	0	0
UAB								
Gene Bartow (Truman 1953) 1981,								
82RR, 83, 84, 85, 86, 87, 90, 94.....	9	6	9	0	0	0	0	1
Murry Bartow (UAB 1985) 1999.....	1	0	1	0	0	0	0	0
Mike Anderson (Tulsa 1982) 2004, 05, 06..	3	3	3	0	0	0	0	0
TOTAL	13	9	13	0	0	0	0	1
ALBANY (N.Y.)								
Will Brown (Dowling 1995) 2006, 07.....	2	0	2	0	0	0	0	0
TOTAL	2	0	2	0	0	0	0	0
ALCORN ST.								
Davey L. Whitney (Kentucky St. 1953)								
1980, 82, 83, 84, 99, 2002.....	6	3	6	0	0	0	0	0
TOTAL	6	3	6	0	0	0	0	0
APPALACHIAN ST.								
Bobby Cremins (South Carolina 1970)								
1979.....	1	0	1	0	0	0	0	0
Buzz Peterson (North Carolina 1986)								
2000.....	1	0	1	0	0	0	0	0
TOTAL	2	0	2	0	0	0	0	0

	Yrs.	W	L	CH	2D	3d%	4th	RR
ARIZONA*								
Fred Enke (Minnesota 1921) 1951.....	1	0	1	0	0	0	0	0
Fred Snowden [Wayne St. (Mich.) 1958]								
1976RR, 77.....	2	2	2	0	0	0	0	1
Lute Olson (Augsburg 1957)								
1985, 86, 87, 88-T3d, 89, 90, 91,								
92, 93, 94-T3d, 95, 96, 97-CH,								
98RR, 99*, 2000, 01-2d, 02,								
03RR, 04, 05RR, 06, 07.....	23	39	22	1	1	2	0	3
TOTAL	26	41	25	1	1	2	0	4
ARIZONA ST.*								
Ned Wulk (Wis.-La Crosse 1942) 1958,								
61RR, 62, 63RR, 64, 73, 75RR, 80, 81.....	9	8	10	0	0	0	0	3
Bill Frieder (Michigan 1964) 1991, 95*.....	2	3	2	0	0	0	0	0
Rob Evans (New Mexico St. 1968) 2003.....	1	1	1	0	0	0	0	0
TOTAL	12	12	13	0	0	0	0	3
ARKANSAS								
Eugene Lambert (Arkansas 1929) 1945-								
T3d, 49RR.....	2	2	2	0	0	1	0	1
Glen Rose (Arkansas 1928) 1941-T3d, 58...	2	1	3	0	0	1	0	0
Eddie Sutton (Oklahoma St. 1958) 1977,								
78-3d, 79RR, 80, 81, 82, 83, 84, 85.....	9	10	9	0	0	1	0	1
Nolan Richardson (UTEP 1965) 1988, 89,								
90-T3d, 91RR, 92, 93, 94-CH, 95-2d,								
96, 98, 99, 2000, 01.....	13	26	12	1	1	1	0	1
Stan Heath (Eastern Mich. 1988) 2006, 07.	2	0	2	0	0	0	0	0
TOTAL	28	39	28	1	1	4	0	3
ARKANSAS ST.								
Dickey Nutt (Oklahoma St. 1982) 1999.....	1	0	1	0	0	0	0	0
TOTAL	1	0	1	0	0	0	0	0
ARK.-LITTLE ROCK								
Mike Newell (Sam Houston St. 1973)								
1986, 89, 90.....	3	1	3	0	0	0	0	0
TOTAL	3	1	3	0	0	0	0	0
AUBURN								
Sonny Smith (Milligan 1958) 1984, 85,								
86RR, 87, 88.....	5	7	5	0	0	0	0	1
Cliff Ellis (Florida St. 1968) 1999, 2000,								
03.....	3	5	3	0	0	0	0	0
TOTAL	8	12	8	0	0	0	0	1
AUSTIN PEAY*								
Lake Kelly (Ga. Tech 1956) 1973*, 74, 87....	3	2	4	0	0	0	0	0
Dave Loos (Memphis 1970) 1996, 2003.....	2	0	2	0	0	0	0	0
TOTAL	5	2	6	0	0	0	0	0
BALL ST.								
Steve Yoder (Ill. Wesleyan 1962) 1981.....	1	0	1	0	0	0	0	0
Al Brown (Purdue 1964) 1986.....	1	0	1	0	0	0	0	0
Rick Majerus (Marquette 1970) 1989.....	1	1	1	0	0	0	0	0
Dick Hunsaker (Weber St. 1977) 1990,								
93.....	2	2	2	0	0	0	0	0

	Yrs.	W	L	CH	2D	3d%	4th	RR
Ray McCallum (Ball St. 1983) 1995, 2000....	2	0	2	0	0	0	0	0
TOTAL	7	3	7	0	0	0	0	0
BAYLOR								
R.E. "Bill" Henderson (Howard Payne 1925) 1946RR, 48-2d, 50-4th.....	3	3	5	0	1	0	1	1
Gene Iba (Tulsa 1963) 1988.....	1	0	1	0	0	0	0	0
TOTAL	4	3	6	0	1	0	1	1
BELMONT								
Rick Byrd (Tennessee 1976) 2006, 07.....	2	0	2	0	0	0	0	0
TOTAL	2	0	2	0	0	0	0	0
BOISE ST.								
Doran "Bus" Connor (Idaho St. 1955) 1976.....	1	0	1	0	0	0	0	0
Bob Dye (Idaho St. 1962) 1988, 93, 94.....	3	0	3	0	0	0	0	0
TOTAL	4	0	4	0	0	0	0	0
BOSTON COLLEGE								
Donald Martin (Georgetown 1941) 1958....	1	0	1	0	0	0	0	0
Bob Cousy (Holy Cross 1948) 1967RR, 68...	2	2	2	0	0	0	0	1
Bob Zuffelato (Central Conn. St. 1959) 1975	1	1	2	0	0	0	0	0
Tom Davis (Wis.-Platteville 1960) 1981, 82RR.....	2	5	2	0	0	0	0	1
Gary Williams (Maryland 1967) 1983, 85....	2	3	2	0	0	0	0	0
Jim O'Brien (Boston College 1971) 1994RR, 96, 97.....	3	5	3	0	0	0	0	1
Al Skinner (Massachusetts 1974) 2001, 02, 04, 05, 06, 07.....	6	6	6	0	0	0	0	0
TOTAL	17	22	18	0	0	0	0	3
BOSTON U.								
Matt Zunic (George Washington 1942) 1959RR.....	1	2	1	0	0	0	0	1
Rick Pitino (Massachusetts 1974) 1983.....	1	0	1	0	0	0	0	0
Mike Jarvis (Northeastern 1968) 1988, 90..	2	0	2	0	0	0	0	0
Dennis Wolff (Connecticut 1978) 1997, 2002.....	2	0	2	0	0	0	0	0
TOTAL	6	2	6	0	0	0	0	1
BOWLING GREEN								
Harold Anderson (Otterbein 1924) 1959, 62, 63.....	3	1	4	0	0	0	0	0
Bill Fitch (Coe 1954) 1968.....	1	0	1	0	0	0	0	0
TOTAL	4	1	5	0	0	0	0	0
BRADLEY								
Forrest "Forddy" Anderson (Stanford 1942) 1950-2d, 54-2d.....	2	6	2	0	2	0	0	0
Bob Vanatta (Central Methodist 1945) 1955RR.....	1	2	1	0	0	0	0	1
Dick Versace (Wisconsin 1964) 1980, 86....	2	1	2	0	0	0	0	0
Stan Albeck (Bradley 1955) 1988.....	1	0	1	0	0	0	0	0
Jim Molinari (Ill. Wesleyan 1977) 1996....	1	0	1	0	0	0	0	0
Jim Les (Bradley 1986) 2006.....	1	2	1	0	0	0	0	0
TOTAL	8	11	8	0	2	0	0	1
BYU								
Stan Watts (BYU 1938) 1950RR, 51RR, 57, 65, 69, 71, 72.....	7	4	10	0	0	0	0	2
Frank Arnold (Idaho St. 1956) 1979, 80, 81RR.....	3	3	3	0	0	0	0	1
Ladell Andersen (Utah St. 1951) 1984, 87, 88.....	3	2	3	0	0	0	0	0
Roger Reid (Weber St. 1967) 1990, 91, 92, 93, 95.....	5	2	5	0	0	0	0	0
Steve Cleveland (UC Irvine 1976) 2001, 03, 04.....	3	0	3	0	0	0	0	0
Dave Rose (Houston 1984) 2007.....	1	0	1	0	0	0	0	0
TOTAL	22	11	25	0	0	0	0	3
BROWN								
George Allen (West Virginia 1935) 1939RR.....	1	0	1	0	0	0	0	1
Mike Cingiser (Brown 1962) 1986.....	1	0	1	0	0	0	0	0
TOTAL	2	0	2	0	0	0	0	1
BUCKNELL								
Charles Woollum (William & Mary 1962) 1987, 89.....	2	0	2	0	0	0	0	0
Pat Flannery (Bucknell 1980) 2005, 06.....	2	2	2	0	0	0	0	0
TOTAL	4	2	4	0	0	0	0	0
BUTLER								
Paul "Tony" Hinkle (Chicago 1921) 1962....	1	2	1	0	0	0	0	0
Barry Collier (Butler 1976) 1997, 98, 2000.....	3	0	3	0	0	0	0	0
Thad Matta (Butler 1990) 2001.....	1	1	1	0	0	0	0	0
Todd Lickliter (Butler 1979) 2003, 07.....	2	4	2	0	0	0	0	0
TOTAL	7	7	7	0	0	0	0	0

	Yrs.	W	L	CH	2D	3d%	4th	RR
CALIFORNIA*								
Clarence "Nibs" Price (California 1914) 1946-4th.....	1	1	2	0	0	0	1	0
Pete Newell (Loyola Marymount 1940) 1957RR, 58RR, 59-CH, 60-2d.....	4	10	3	1	1	0	0	2
Lou Campanelli (Montclair St. 1960) 1990.....	1	1	1	0	0	0	0	0
Todd Bozeman (Rhode Island 1986) 1993, 94, 96*.....	3	2	3	0	0	0	0	0
Ben Braun (Wisconsin 1975) 1997, 2001, 02, 03, 06.....	5	4	5	0	0	0	0	0
TOTAL	14	18	14	1	1	0	1	2
UC SANTA BARBARA								
Jerry Pimm (Southern California 1961) 1988, 90.....	2	1	2	0	0	0	0	0
Bob Williams (San Jose St. 1975) 2002.....	1	0	1	0	0	0	0	0
TOTAL	3	1	3	0	0	0	0	0
CAL ST. FULLERTON								
Bob Dye (Idaho St. 1962) 1978RR.....	1	2	1	0	0	0	0	1
TOTAL	1	2	1	0	0	0	0	1
CAL ST. L.A.								
Bob Miller (Occidental 1953) 1974.....	1	0	1	0	0	0	0	0
TOTAL	1	0	1	0	0	0	0	0
CAL ST. NORTHRIDGE								
Bobby Braswell (Cal St. Northridge 1984) 2001.....	1	0	1	0	0	0	0	0
TOTAL	1	0	1	0	0	0	0	0
CAMPBELL								
Billy Lee (Barton 1971) 1992.....	1	0	1	0	0	0	0	0
TOTAL	1	0	1	0	0	0	0	0
CANISIUS								
Joseph Curran (Canisius 1943) 1955RR, 56RR, 57.....	3	6	3	0	0	0	0	2
John Beilein (Wheeling Jesuit 1975) 1996.....	1	0	1	0	0	0	0	0
TOTAL	4	6	4	0	0	0	0	2
CATHOLIC								
John Long (Catholic 1928) 1944RR.....	1	0	2	0	0	0	0	1
TOTAL	1	0	2	0	0	0	0	1
CENTRAL CONN. ST.								
Howie Dickenmann (Central Conn. St. 1970) 2000, 02, 07.....	3	0	3	0	0	0	0	0
TOTAL	3	0	3	0	0	0	0	0
UCF								
Kirk Speraw (Iowa 1980) 1994, 96, 2004, 05.....	4	0	4	0	0	0	0	0
TOTAL	4	0	4	0	0	0	0	0
CENTRAL MICH.								
Dick Parfitt (Central Mich. 1953) 1975, 77..	2	2	2	0	0	0	0	0
Charlie Coles (Miami (Ohio) 1965) 1987....	1	0	1	0	0	0	0	0
Jay Smith (Saginaw Valley 1984) 2003.....	1	1	1	0	0	0	0	0
TOTAL	4	3	4	0	0	0	0	0
COL. OF CHARLESTON								
John Kresse [St. John's (N.Y.) 1964] 1994, 97, 98, 99.....	4	1	4	0	0	0	0	0
TOTAL	4	1	4	0	0	0	0	0
CHARLESTON SO.								
Tom Conrad (Old Dominion 1979) 1997....	1	0	1	0	0	0	0	0
TOTAL	1	0	1	0	0	0	0	0
CHARLOTTE								
Lee Rose (Transylvania 1958) 1977-4th....	1	3	2	0	0	0	1	0
Jeff Mullins (Duke 1964) 1988, 92, 95.....	3	0	3	0	0	0	0	0
Melvin Watkins (Charlotte 1977) 1997, 98..	2	2	2	0	0	0	0	0
Bob Lutz (Charlotte 1980) 1999, 2001, 02, 04, 05.....	5	2	5	0	0	0	0	0
TOTAL	11	7	12	0	0	0	1	0
CHATTANOOGA								
Murray Arnold (American 1960) 1981, 82, 83.....	3	1	3	0	0	0	0	0
Mack McCarthy (Virginia Tech 1974) 1988, 93, 94, 95, 97.....	5	2	5	0	0	0	0	0
John Shulman (East Tenn. St. 1989) 2005..	1	0	1	0	0	0	0	0
TOTAL	9	3	9	0	0	0	0	0
CINCINNATI								
George Smith (Cincinnati 1935) 1958, 59-3d, 60-3d.....	3	7	3	0	0	2	0	0
Ed Jucker (Cincinnati 1940) 1961-CH, 62-CH, 63-2d.....	3	11	1	2	1	0	0	0
Tay Baker (Cincinnati 1950) 1966.....	1	0	2	0	0	0	0	0

	Yrs.	W	L	CH	2D	3d%	4th	RR
Gale Catlett (West Virginia 1963) 1975, 76, 77	3	2	3	0	0	0	0	0
Bob Huggins (West Virginia 1977) 1992-T3d, 93RR, 94, 95, 96RR, 97, 98, 99, 2000, 01, 02, 03, 04, 05	14	20	14	0	0	1	0	2
TOTAL	24	40	23	2	1	3	0	2
CCNY								
Nat Holman (Savage School of Phys. Ed. 1917) 1947-4th, 50-CH	2	4	2	1	0	0	1	0
TOTAL	2	4	2	1	0	0	1	0
CLEMSON*								
Bill C. Foster (Carson-Newman 1958) 1980RR	1	3	1	0	0	0	0	1
Cliff Ellis (Florida St. 1968) 1987, 89, 90*	3	3	3	0	0	0	0	0
Rick Barnes (Lenoir-Rhyne 1977) 1996, 97, 98	3	2	3	0	0	0	0	0
TOTAL	7	8	7	0	0	0	0	1
CLEVELAND ST.								
Kevin Mackey (St. Anselm 1967) 1986	1	2	1	0	0	0	0	0
TOTAL	1	2	1	0	0	0	0	0
COASTAL CARO.								
Russ Bergman (LSU 1970) 1991, 93	2	0	2	0	0	0	0	0
TOTAL	2	0	2	0	0	0	0	0
COLGATE								
Jack Bruen (Catholic 1972) 1995, 96	2	0	2	0	0	0	0	0
TOTAL	2	0	2	0	0	0	0	0
COLORADO								
Forrest "Frosty" Cox (Kansas 1930) 1940RR, 42-T3d, 46RR	3	2	4	0	0	1	0	2
Horace "Bebe" Lee (Stanford 1938) 1954, 55-3d	2	3	3	0	0	1	0	0
Russell "Sox" Walseth (Colorado 1948) 1962RR, 63RR, 69	3	3	3	0	0	0	0	2
Ricardo Patton (Belmont 1980) 1997, 2003	2	1	2	0	0	0	0	0
TOTAL	10	9	12	0	0	2	0	4
COLORADO ST.								
Bill Strannigan (Wyoming 1941) 1954	1	0	2	0	0	0	0	0
Jim Williams (Utah St. 1947) 1963, 65, 66, 69RR	4	2	4	0	0	0	0	1
Boyd Grant (Colorado St. 1957) 1989, 90	2	1	2	0	0	0	0	0
Dale Layer (Eckerd 1979) 2003	1	0	1	0	0	0	0	0
TOTAL	8	3	9	0	0	0	0	1
COLUMBIA								
Gordon Ridings (Oregon 1929) 1948RR	1	0	2	0	0	0	0	1
Lou Rossini (Columbia 1948) 1951	1	0	1	0	0	0	0	0
John "Jack" Rohan (Columbia 1953) 1968	1	2	1	0	0	0	0	0
TOTAL	3	2	4	0	0	0	0	1
CONNECTICUT*								
Hugh Greer (Connecticut 1926) 1951, 54, 56, 57, 58, 59, 60	7	1	8	0	0	0	0	0
George Wigton (Ohio St. 1956) 1963	1	0	1	0	0	0	0	0
Fred Shabel (Duke 1954) 1964RR, 65, 67	3	2	3	0	0	0	0	1
Donald "Dee" Rowe (Middlebury 1952) 1976	1	1	1	0	0	0	0	0
Dom Perno (Connecticut 1964) 1979	1	0	1	0	0	0	0	0
Jim Calhoun (American Int'l 1968) 1990RR, 91, 92, 94, 95RR, 96*, 98RR, 99-CH, 2000, 02RR, 03, 04-CH, 05, 06RR	14	38	12	2	0	0	0	5
TOTAL	27	42	26	2	0	0	0	6
COPPIN ST.								
Ron Mitchell (Edison 1984) 1990, 93, 97	3	1	3	0	0	0	0	0
TOTAL	3	1	3	0	0	0	0	0
CORNELL								
Royner Greene (Illinois 1929) 1954	1	0	2	0	0	0	0	0
Mike Dement (East Caro. 1976) 1988	1	0	1	0	0	0	0	0
TOTAL	2	0	3	0	0	0	0	0
CREIGHTON								
Eddie Hickey (Creighton 1927) 1941RR	1	1	1	0	0	0	0	1
John "Red" McManus (St. Ambrose 1949) 1962, 64	2	3	3	0	0	0	0	0
Eddie Sutton (Oklahoma St. 1958) 1974	1	2	1	0	0	0	0	0
Tom Apke (Creighton 1965) 1975, 78, 81	3	0	3	0	0	0	0	0
Tony Barone (Duke 1968) 1989, 91	2	1	2	0	0	0	0	0
Dana Altman (Eastern N.M. 1980) 1999, 2000, 01, 02, 03, 05, 07	7	2	7	0	0	0	0	0
TOTAL	16	9	17	0	0	0	0	1
DARTMOUTH								
Osborne "Ozzie" Cowles (Carleton 1922) 1941RR, 42-2d, 43RR	3	4	3	0	1	0	0	2

	Yrs.	W	L	CH	2D	3d%	4th	RR
Earl Brown (Notre Dame 1939) 1944-2d	1	2	1	0	1	0	0	0
Alvin "Doggie" Julian (Bucknell 1923) 1956, 58RR, 59	3	4	3	0	0	0	0	1
TOTAL	7	10	7	0	2	0	0	3
DAVIDSON								
Charles "Lefty" Driesell (Duke 1954) 1966, 68RR, 69RR	3	5	4	0	0	0	0	2
Terry Holland (Davidson 1964) 1970	1	0	1	0	0	0	0	0
Bobby Hussey (Appalachian St. 1962) 1986	1	0	1	0	0	0	0	0
Bob McKillop (Hofstra 1972) 1998, 2002, 06, 07	4	0	4	0	0	0	0	0
TOTAL	9	5	10	0	0	0	0	2
DAYTON								
Tom Blackburn [Wilmington (Ohio) 1931] 1952	1	1	1	0	0	0	0	0
Don Donoher (Dayton 1954) 1965, 66, 67-2d, 69, 70, 74, 84RR, 85	8	11	10	0	1	0	0	1
Jim O'Brien (St. Joseph's 1974) 1990	1	1	1	0	0	0	0	0
Oliver Purnell (Old Dominion 1975) 2000, 03	2	0	2	0	0	0	0	0
Brian Gregory (Oakland 1990) 2004	1	0	1	0	0	0	0	0
TOTAL	13	13	15	0	1	0	0	1
DELAWARE								
Steve Steinwedel (Mississippi St. 1975) 1992, 93	2	0	2	0	0	0	0	0
Mike Brey (George Washington 1982) 1998, 99	2	0	2	0	0	0	0	0
TOTAL	4	0	4	0	0	0	0	0
DELAWARE ST.								
Greg Jackson (St. Paul's 1982) 2005	1	0	1	0	0	0	0	0
TOTAL	1	0	1	0	0	0	0	0
DePAUL*								
Ray Meyer (Notre Dame 1938) 1943-T3d, 53, 56, 59, 60, 65, 76, 78RR, 79-3d, 80, 81, 82, 84	13	14	16	0	0	2	0	1
Joey Meyer (DePaul 1971) 1985, 86*, 87*, 88*, 89*, 91, 92	7	6	7	0	0	0	0	0
Pat Kennedy (King's (Pa.) 1976) 2000	1	0	1	0	0	0	0	0
Dave Leitao (Northeastern 1983) 2004	1	1	1	0	0	0	0	0
TOTAL	22	21	25	0	0	2	0	1
DETROIT								
Robert Calihan (Detroit 1940) 1962	1	0	1	0	0	0	0	0
Dick Vitale (Seton Hall 1962) 1977	1	1	1	0	0	0	0	0
Dave "Smokey" Gaines (LeMoyne-Owen 1963) 1979	1	0	1	0	0	0	0	0
Perry Watson (Eastern Mich. 1972) 1998, 99	2	2	2	0	0	0	0	0
TOTAL	5	3	5	0	0	0	0	0
DRAKE								
Maurice John (Central Mo. St. 1941) 1969-3d, 70RR, 71RR	3	5	3	0	0	1	0	2
TOTAL	3	5	3	0	0	1	0	2
DREXEL								
Eddie Burke (La Salle 1967) 1986	1	0	1	0	0	0	0	0
Bill Herrion (Merrimack 1981) 1994, 95, 96	3	1	3	0	0	0	0	0
TOTAL	4	1	4	0	0	0	0	0
DUKE								
Harold Bradley (Hartwick 1934) 1955	1	0	1	0	0	0	0	0
Vic Bubas (North Carolina St. 1951) 1960RR, 63-3d, 64-2d, 66-3d	4	11	4	0	1	2	0	1
W.E. "Bill" Foster (Elizabethtown 1954) 1978-2d, 79, 80RR	3	6	3	0	1	0	0	1
Mike Krzyzewski (Army 1969) 1984, 85, 86-2d, 87, 88-T3d, 89-T3d, 90-2d, 91-CH, 92-CH, 93, 94-2d, 96, 97, 98RR, 99-2d, 2000, 01-CH, 02, 03, 04-T3d, 05, 06, 07	23	68	20	3	4	3	0	1
TOTAL	31	85	28	3	6	5	0	3
DUQUESNE								
Charles "Chick" Davies (Duquesne 1934) 1940-T3d	1	1	1	0	0	1	0	0
Donald "Dudey" Moore (Duquesne 1934) 1952RR	1	1	1	0	0	0	0	1
John "Red" Manning (Duquesne 1951) 1969, 71	2	2	2	0	0	0	0	0
John Cinicola (Duquesne 1955) 1977	1	0	1	0	0	0	0	0
TOTAL	5	4	5	0	0	1	0	1
EAST CARO.								
Tom Quinn (Marshall 1954) 1972	1	0	1	0	0	0	0	0
Eddie Payne (Wake Forest 1973) 1993	1	0	1	0	0	0	0	0
TOTAL	2	0	2	0	0	0	0	0

	Yrs.	W	L	CH	2D	3d%	4th	RR
EAST TENN. ST.								
J. Madison Brooks (Louisiana Tech 1937) 1968.....	1	1	2	0	0	0	0	0
Les Robinson (North Carolina St. 1964) 1989, 90.....	2	0	2	0	0	0	0	0
Alan LeForce (Cumberland 1957) 1991, 92.....	2	1	2	0	0	0	0	0
Ed DeChellis (Penn St. 1982) 2003.....	1	0	1	0	0	0	0	0
Murry Bartow (UAB 1985) 2004.....	1	0	1	0	0	0	0	0
TOTAL	7	2	8	0	0	0	0	0
EASTERN ILL.								
Rick Samuels (Chadron St. 1971) 1992, 2001.....	2	0	2	0	0	0	0	0
TOTAL	2	0	2	0	0	0	0	0
EASTERN KY.								
Paul McBrayer (Kentucky 1930) 1953, 59.....	2	0	2	0	0	0	0	0
Jim Baechtold (Eastern Ky. 1952) 1965.....	1	0	1	0	0	0	0	0
Guy Strong (Eastern Ky. 1955) 1972.....	1	0	1	0	0	0	0	0
Ed Byhre [Augustana (S.D.) 1966] 1979.....	1	0	1	0	0	0	0	0
Travis Ford (Kentucky 1994) 2005.....	1	0	1	0	0	0	0	0
Jeff Neubauer (La Salle 1993) 2007.....	1	0	1	0	0	0	0	0
TOTAL	7	0	7	0	0	0	0	0
EASTERN MICH.								
Ben Braun (Wisconsin 1975) 1988, 91, 96..	3	3	3	0	0	0	0	0
Milton Barnes (Albion 1979) 1998.....	1	0	1	0	0	0	0	0
TOTAL	4	3	4	0	0	0	0	0
EASTERN WASH.								
Ray Giacoletti (Minot St. 1984) 2004.....	1	0	1	0	0	0	0	0
TOTAL	1	0	1	0	0	0	0	0
EVANSVILLE								
Dick Walters (Illinois St. 1969) 1982.....	1	0	1	0	0	0	0	0
Jim Crews (Indiana 1976) 1989, 92, 93, 99.	4	1	4	0	0	0	0	0
TOTAL	5	1	5	0	0	0	0	0
FAIRFIELD								
Mitch Buonaguro (Boston College 1975) 1986, 87.....	2	0	2	0	0	0	0	0
Paul Cormier (New Hampshire 1973) 1997.....	1	0	1	0	0	0	0	0
TOTAL	3	0	3	0	0	0	0	0
FAIRLEIGH DICKINSON								
Tom Green (Syracuse 1971) 1985, 88, 98, 2005.....	4	0	4	0	0	0	0	0
TOTAL	4	0	4	0	0	0	0	0
FLORIDA*								
Norm Sloan (North Carolina St. 1951) 1987*, 88*, 89.....	3	3	3	0	0	0	0	0
Lon Kruger (Kansas St. 1974) 1994-T3d, 95.....	2	4	2	0	0	1	0	0
Billy Donovan (Providence 1987) 1999, 2000-2d, 01, 02, 03, 04, 05, 06-CH, 07-CH.....	9	22	7	2	1	0	0	0
TOTAL	14	29	12	2	1	1	0	0
FLORIDA A&M								
Mickey Clayton (Florida A&M 1975) 1999..	1	0	1	0	0	0	0	0
Mike Gillespie (DePaul 1974) 2004, 07.....	2	1	2	0	0	0	0	0
TOTAL	3	1	3	0	0	0	0	0
FLA. ATLANTIC								
Sydney Green (UNLV 1983), 2002.....	1	0	1	0	0	0	0	0
TOTAL	1	0	1	0	0	0	0	0
FLORIDA INT'L								
Bob Weltlich (Ohio St. 1967) 1995.....	1	0	1	0	0	0	0	0
TOTAL	1	0	1	0	0	0	0	0
FLORIDA ST.								
Hugh Durham (Florida St. 1959) 1968, 72-2d, 78.....	3	4	3	0	1	0	0	0
Joe Williams (SMU 1956) 1980.....	1	1	1	0	0	0	0	0
Pat Kennedy [King's (Pa.) 1976] 1988, 89, 91, 92, 93RR.....	5	6	5	0	0	0	0	1
Steve Robinson (Radford 1981) 1998.....	1	1	1	0	0	0	0	0
TOTAL	10	12	10	0	1	0	0	1
FORDHAM								
John Bach (Fordham 1948) 1953, 54.....	2	0	2	0	0	0	0	0
Richard "Digger" Phelps (Rider 1963) 1971.....	1	2	1	0	0	0	0	0
Nick Macarchuk (Fairfield 1963) 1992.....	1	0	1	0	0	0	0	0
TOTAL	4	2	4	0	0	0	0	0
FRESNO ST.*								
Boyd Grant (Colorado St. 1961) 1981, 82, 84.....	3	1	3	0	0	0	0	0

	Yrs.	W	L	CH	2D	3d%	4th	RR
Jerry Tarkanian (Fresno St. 1956) 2000*, 01.....	2	1	2	0	0	0	0	0
TOTAL	5	2	5	0	0	0	0	0
FURMAN								
Joe Williams (SMU 1956) 1971, 73, 74, 75, 78.....	5	1	6	0	0	0	0	0
Eddie Holbrook (Lenoir-Rhyne 1962) 1980.....	1	0	1	0	0	0	0	0
TOTAL	6	1	7	0	0	0	0	0
GEORGE MASON								
Ernie Nestor (Alderson-Broaddus 1968) 1989.....	1	0	1	0	0	0	0	0
Jim Larranaga (Providence 1971) 1999, 2001, 06-T3d.....	3	4	3	0	0	1	0	0
TOTAL	4	4	4	0	0	1	0	0
GEORGE WASHINGTON								
Bill Reinhart (Oregon 1923) 1954, 61.....	2	0	2	0	0	0	0	0
Mike Jarvis (Northeastern 1968) 1993, 94, 96, 98.....	4	3	4	0	0	0	0	0
Tom Penders (Connecticut 1967) 1999.....	1	0	1	0	0	0	0	0
Karl Hobbs (Connecticut 1985) 2005, 06, 07.....	3	1	3	0	0	0	0	0
TOTAL	10	4	10	0	0	0	0	0
GEORGETOWN								
Elmer Ripley (No college) 1943-2d.....	1	2	1	0	1	0	0	0
John Thompson (Providence 1964) 1975, 76, 79, 80RR, 81, 82-2d, 83, 84-CH, 85-2d, 86, 87RR, 88, 89RR, 90, 91, 92, 94, 95, 96RR, 97.....	20	34	19	1	2	0	0	4
Craig Esherick (Georgetown 1978) 2001....	1	2	1	0	0	0	0	0
John Thompson III (Princeton 1988) 2006, 07-T3d.....	2	6	2	0	0	1	0	0
TOTAL	24	44	23	1	3	1	0	4
GEORGIA*								
Hugh Durham (Florida St. 1959) 1983-T3d, 85*, 87, 90, 91.....	5	4	5	0	0	1	0	0
Tubby Smith (High Point 1973) 1996, 97... ..	2	2	2	0	0	0	0	0
Jim Harrick [Charleston (W.V.) 1960] 2001, 02*.....	2	1	2	0	0	0	0	0
TOTAL	9	7	9	0	0	1	0	0
GA. SOUTHERN								
Frank Kerns (Alabama 1957) 1983, 87, 92..	3	0	3	0	0	0	0	0
TOTAL	3	0	3	0	0	0	0	0
GEORGIA ST.								
Bob Reinhart (Indiana 1961) 1991.....	1	0	1	0	0	0	0	0
Charles "Lefty" Driesell (Duke 1954) 2001..	1	1	1	0	0	0	0	0
TOTAL	2	1	2	0	0	0	0	0
GEORGIA TECH								
John "Whack" Hyder (Georgia Tech 1937) 1960RR.....	1	1	1	0	0	0	0	1
Bobby Cremins (South Carolina 1970) 1985RR, 86, 87, 88, 89, 90-T3d, 91, 92, 93, 96.....	10	15	10	0	0	1	0	1
Paul Hewitt (St. John Fisher 1985) 2001, 04-2d, 05, 07.....	4	5	4	0	1	0	0	0
TOTAL	15	21	15	0	1	1	0	2
GONZAGA								
Dan Fitzgerald (Cal St. L.A. 1965) 1995.....	1	0	1	0	0	0	0	0
Dan Monson (Idaho 1985) 1999RR.....	1	3	1	0	0	0	0	1
Mark Few (Oregon 1987) 2000, 01, 02, 03, 04, 05, 06, 07.....	8	9	8	0	0	0	0	0
TOTAL	10	12	10	0	0	0	0	1
GREEN BAY								
Dick Bennett (Ripon 1965) 1991, 94, 95.....	3	1	3	0	0	0	0	0
Mike Heideman (Wis.-La Crosse 1971) 1996.....	1	0	1	0	0	0	0	0
TOTAL	4	1	4	0	0	0	0	0
HAMPTON								
Steve Merfeld (Wis.-La Crosse 1984) 2001, 02.....	2	1	2	0	0	0	0	0
Bobby Collins (Eastern Ky. 1991) 2006.....	1	0	1	0	0	0	0	0
TOTAL	3	1	3	0	0	0	0	0
HARDIN-SIMMONS								
Bill Scott (Hardin-Simmons 1947) 1953, 57.....	2	0	2	0	0	0	0	0
TOTAL	2	0	2	0	0	0	0	0
HARVARD								
Floyd Stahl (Illinois 1926) 1946RR.....	1	0	2	0	0	0	0	1
TOTAL	1	0	2	0	0	0	0	1

	Yrs.	W	L	CH	2D	3d%	4th	RR
HAWAII								
Ephraim "Red" Rocha (Oregon St. 1950) 1972.....	1	0	1	0	0	0	0	0
Riley Wallace (Centenary (La.) 1964) 1994, 2001, 02.....	3	0	3	0	0	0	0	0
TOTAL	4	0	4	0	0	0	0	0
HOFSTRA								
Roger Gaeckler (Gettysburg 1965) 1976, 77.....	2	0	2	0	0	0	0	0
Jay Wright (Bucknell 1983) 2000, 01.....	2	0	2	0	0	0	0	0
TOTAL	4	0	4	0	0	0	0	0
HOLY CROSS								
Alvin "Doggie" Julian (Bucknell 1923) 1947-CH, 48-3d.....	2	5	1	1	0	1	0	0
Lester "Buster" Sheary (Catholic 1933) 1950RR, 53RR.....	2	2	3	0	0	0	0	2
Roy Leenig (Trinity (Conn.) 1942) 1956.....	1	0	1	0	0	0	0	0
George Blaney (Holy Cross 1961) 1977, 80, 93.....	3	0	3	0	0	0	0	0
Ralph Willard (Holy Cross 1967) 2001, 02, 03, 07.....	4	0	4	0	0	0	0	0
TOTAL	12	7	12	1	0	1	0	2
HOUSTON								
Alden Pasche (Rice 1932) 1956.....	1	0	2	0	0	0	0	0
Guy Lewis (Houston 1947) 1961, 65, 66, 67-3d, 68-4th, 70, 71, 72, 73, 78, 81, 82-T3d, 83-2d, 84-2d.....	14	26	18	0	2	2	1	0
Pat Foster (Arkansas 1961) 1987, 90, 92.....	3	0	3	0	0	0	0	0
TOTAL	18	26	23	0	2	2	1	0
HOUSTON BAPTIST								
Gene Iba (Tulsa 1963) 1984.....	1	0	1	0	0	0	0	0
TOTAL	1	0	1	0	0	0	0	0
HOWARD								
A.B. Williamson (N.C. A&T 1968) 1981.....	1	0	1	0	0	0	0	0
Alfred "Butch" Beard (Louisville 1972) 1992.....	1	0	1	0	0	0	0	0
TOTAL	2	0	2	0	0	0	0	0
IDAHO								
Don Monson (Idaho 1955) 1981, 82.....	2	1	2	0	0	0	0	0
Kermit Davis Jr. (Mississippi St. 1982) 1989, 90.....	2	0	2	0	0	0	0	0
TOTAL	4	1	4	0	0	0	0	0
IDAHO ST.								
Steve Belko (Idaho 1939) 1953, 54, 55, 56. John Grayson (Oklahoma 1938) 1957, 58, 59.....	3	4	5	0	0	0	0	0
John Evans (Idaho 1948) 1960.....	1	0	1	0	0	0	0	0
Jim Killingsworth (Northeastern Okla. St. 1948) 1974, 77RR.....	2	2	2	0	0	0	0	1
Jim Boutin (Lewis & Clark 1964) 1987.....	1	0	1	0	0	0	0	0
TOTAL	11	8	13	0	0	0	0	1
ILLINOIS								
Doug Mills (Illinois 1930) 1942RR.....	1	0	2	0	0	0	0	1
Harry Combes (Illinois 1937) 1949-3d, 51-3d, 52-3d, 63RR.....	4	9	4	0	0	3	0	1
Lou Henson (New Mexico St. 1955) 1981, 83, 84RR, 85, 86, 87, 88, 89-T3d, 90, 93, 94, 95.....	12	12	12	0	0	1	0	1
Lon Kruger (Kansas St. 1974) 1997, 98 2000.....	3	3	3	0	0	0	0	0
Bill Self (Oklahoma St. 1985) 2001RR, 02, 03.....	3	6	3	0	0	0	0	1
Bruce Weber (Milwaukeee 1978) 2004, 05-2d, 06, 07.....	4	8	4	0	1	0	0	0
TOTAL	27	38	28	0	1	4	0	4
ILLINOIS ST.								
Bob Donewald (Hanover 1964) 1983, 84, 85.....	3	2	3	0	0	0	0	0
Bob Bender (Duke 1980) 1990.....	1	0	1	0	0	0	0	0
Kevin Stallings (Purdue 1982) 1997, 98.....	2	1	2	0	0	0	0	0
TOTAL	6	3	6	0	0	0	0	0
ILL.-CHICAGO								
Jimmy Collins (New Mexico St. 1970) 1998, 2002, 04.....	3	0	3	0	0	0	0	0
TOTAL	3	0	3	0	0	0	0	0
INDIANA								
Branch McCracken (Indiana 1930) 1940-CH, 53-CH, 54, 58.....	4	9	2	2	0	0	0	0
Lou Watson (Indiana 1950) 1967.....	1	1	1	0	0	0	0	0
Bob Knight (Ohio St. 1962) 1973-3d, 75RR, 76-CH, 78, 80, 81-CH, 82, 83, 84RR, 86, 87-CH, 88, 89, 90, 91, 92-T3d, 93RR, 94, 95, 96, 97, 98, 99, 2000.....	24	42	21	3	0	2	0	3

	Yrs.	W	L	CH	2D	3d%	4th	RR
Mike Davis (Alabama 1983) 2001, 02-2d, 03, 06.....	4	7	4	0	1	0	0	0
Kelvin Sampson (UNC Pembroke 1978) 2007.....	1	1	1	0	0	0	0	1
TOTAL	34	60	29	5	1	2	0	3
IUPUI								
Ron Hunter (Miami (Ohio) 1986) 2003.....	1	0	1	0	0	0	0	0
TOTAL	1	0	1	0	0	0	0	0
INDIANA ST.								
Bill Hodges (Marian 1970) 1979-2d.....	1	4	1	0	1	0	0	0
Royce Waltman (Slippery Rock 1964) 2000, 01.....	2	1	2	0	0	0	0	0
TOTAL	3	5	3	0	1	0	0	0
IONA*								
Jim Valvano (Rutgers 1967) 1979, 80*.....	2	1	2	0	0	0	0	0
Pat Kennedy (King's (Pa.) 1976) 1984, 85....	2	0	2	0	0	0	0	0
Tim Welsh (Potsdam St. 1984) 1998.....	1	0	1	0	0	0	0	0
Jeff Ruland (Iona 1991) 2000, 01, 06.....	3	0	3	0	0	0	0	0
TOTAL	8	1	8	0	0	0	0	0
IOWA								
Frank "Bucky" O'Connor (Drake 1938) 1955-4th, 56-2d.....	2	5	3	0	1	0	1	0
Ralph Miller (Kansas 1942) 1970.....	1	1	1	0	0	0	0	0
Lute Olson (Augsburg 1957) 1979, 80-4th, 81, 82, 83.....	5	7	6	0	0	0	1	0
George Raveling (Villanova 1960) 1985, 86.....	2	0	2	0	0	0	0	0
Tom Davis (Wis.-Platteville 1960) 1987RR, 88, 89, 91, 92, 93, 96, 97, 99.....	9	13	9	0	0	0	0	1
Steve Alford (Indiana 1987) 2001, 05, 06....	3	1	3	0	0	0	0	0
TOTAL	22	27	24	0	1	0	2	1
IOWA ST.								
Louis Menze (Central Mo. St. 1928) 1944-T3d.....	1	1	1	0	0	1	0	0
Johnny Orr (Beloit 1949) 1985, 86, 88, 89, 92, 93.....	6	3	6	0	0	0	0	0
Tim Floyd (Louisiana Tech 1977) 1995, 96, 97.....	3	4	3	0	0	0	0	0
Larry Eustachy (Long Beach St. 1979) 2000RR, 01.....	2	3	2	0	0	0	0	1
Wayne Morgan (St. Lawrence 1973) 2005.....	1	1	1	0	0	0	0	0
TOTAL	13	12	13	0	0	1	0	1
JACKSON ST.								
Andy Stoglin (UTEP 1965) 1997, 2000.....	2	0	2	0	0	0	0	0
Tevester Anderson (Ark.-Pine Bluff 1962) 2007.....	1	0	1	0	0	0	0	1
TOTAL	3	0	3	0	0	0	0	0
JACKSONVILLE								
Joe Williams (SMU 1956) 1970-2d.....	1	4	1	0	1	0	0	0
Tom Wasdin (Florida 1957) 1971, 73.....	2	0	2	0	0	0	0	0
Tates Locke (Ohio Wesleyan 1959) 1979....	1	0	1	0	0	0	0	0
Bob Wenzel (Rutgers 1971) 1986.....	1	0	1	0	0	0	0	0
TOTAL	5	4	5	0	1	0	0	0
JAMES MADISON								
Lou Campanelli (Montclair St. 1960) 1981, 82, 83.....	3	3	3	0	0	0	0	0
Charles "Lefty" Driesell (Duke 1954) 1994..	1	0	1	0	0	0	0	0
TOTAL	4	3	4	0	0	0	0	0
KANSAS								
Forrest C. "Phog" Allen (Kansas 1906) 1940-2d, 42RR, 52-CH, 53-2d.....	4	10	3	1	2	0	0	1
Dick Harp (Kansas 1940) 1957-2d, 60RR....	2	4	2	0	1	0	0	1
Ted Owens (Oklahoma 1951) 1966RR, 67, 71-4th, 74-4th, 75, 78, 81.....	7	8	9	0	0	0	2	1
Larry Brown (North Carolina 1963) 1984, 85, 86-T3d, 87, 88-CH.....	5	14	4	1	0	1	0	0
Roy Williams (North Carolina 1972) 1990, 91-2d, 92, 93-T3d, 94, 95, 96RR, 97, 98, 99, 2000, 01, 02-T3d, 03-2d.....	14	34	14	0	2	2	0	1
Bill Self (Oklahoma St. 1985) 2004RR, 05, 06, 07RR.....	4	6	4	0	0	0	0	2
TOTAL	36	76	36	2	5	3	2	6
KANSAS ST.								
Jack Gardner (Southern California 1932) 1948-4th, 51-2d.....	2	4	3	0	1	0	1	0
Fred "Tex" Winter (Southern California 1947) 1956, 58-4th, 59RR, 61RR, 64-4th, 68.....	6	7	9	0	0	0	2	2
Lowell "Cotton" Fitzsimmons (Midwestern St. 1955) 1970.....	1	1	1	0	0	0	0	0
Jack Hartman (Oklahoma St. 1949) 1972RR, 73RR, 75RR, 77, 80, 81RR, 82....	7	11	7	0	0	0	0	4

	Yrs.	W	L	CH	2D	3d%	4th	RR
Lon Kruger (Kansas St. 1974) 1987, 88RR, 89, 90.....	4	4	4	0	0	0	0	1
Dana Altman (Eastern N.M. 1980) 1993.....	1	0	1	0	0	0	0	0
Tom Asbury (Wyoming 1967) 1996.....	1	0	1	0	0	0	0	0
TOTAL	22	27	26	0	1	0	3	7
KENT ST.								
Gary Waters (Ferris St. 1975) 1999, 2001	2	1	2	0	0	0	0	0
Stan Heath (Eastern Mich. 1988) 2002RR....	1	3	1	0	0	0	0	1
Jim Christian (Rhode Island 1988) 2006.....	1	0	1	0	0	0	0	0
TOTAL	4	4	4	0	0	0	0	1
KENTUCKY*								
Adolph Rupp (Kansas 1923) 1942-T3d, 45RR, 48-CH,49-CH, 51-CH, 52RR, 55, 56RR, 57RR, 58-CH, 59,61RR, 62RR, 64, 66-2d, 68RR, 69, 70RR, 71, 72RR.....	20	30	18	4	1	1	0	9
Joe B. Hall (Sewanee 1951) 1973RR, 75-2d, 77RR, 78-CH, 80, 81, 82, 83RR, 84-T3d, 85.....	10	20	9	1	1	1	0	3
Eddie Sutton (Oklahoma St. 1958) 1986RR, 87, 88*.....	3	5	3	0	0	0	0	1
Rick Pitino (Massachusetts 1974) 1992RR, 93-T3d, 94, 95RR 96-CH, 97-2d.....	6	22	5	1	1	1	0	2
Tubby Smith (High Point 1973) 1998-CH, 99RR, 2000, 01, 02, 03RR, 04, 05RR, 06 07.....	10	23	9	1	0	0	0	3
TOTAL	49	100	44	7	3	3	0	18
LA SALLE								
Ken Loeffler (Penn St. 1924) 1954-CH, 55-2d.....	2	9	1	1	1	0	0	0
Jim Harding (Iowa 1949) 1968.....	1	0	1	0	0	0	0	0
Paul Westhead (St. Joseph's 1961) 1975, 78.....	2	0	2	0	0	0	0	0
Dave "Lefty" Ervin (La Salle 1968) 1980, 83 Bill "Speedy" Morris (St. Joseph's 1973) 1988, 89, 90, 92.....	2	1	2	0	0	0	0	0
TOTAL	11	11	10	1	1	0	0	0
LAFAYETTE								
George Davidson (Lafayette 1951) 1957....	1	0	2	0	0	0	0	0
Fran O'Hanlon (Villanova 1970) 1999, 2000.....	2	0	2	0	0	0	0	0
TOTAL	3	0	4	0	0	0	0	0
LAMAR								
Billy Tubbs (Lamar 1958) 1979, 80.....	2	3	2	0	0	0	0	0
Pat Foster (Arkansas 1961) 1981, 83.....	2	2	2	0	0	0	0	0
Mike Deane (Potsdam St. 1974) 2000.....	1	0	1	0	0	0	0	0
TOTAL	5	5	5	0	0	0	0	0
LEBANON VALLEY								
George "Rinso" Marquette (Lebanon Valley 1948) 1953.....	1	1	2	0	0	0	0	0
TOTAL	1	1	2	0	0	0	0	0
LEHIGH								
Tom Schneider (Bucknell 1969) 1985.....	1	0	1	0	0	0	0	0
Fran McCafferty (Penn 1982) 1988.....	1	0	1	0	0	0	0	0
Billy Taylor (Notre Dame 1995) 2004.....	1	0	1	0	0	0	0	0
TOTAL	3	0	3	0	0	0	0	0
LIBERTY								
Jeff Meyer (Taylor 1976) 1994.....	1	0	1	0	0	0	0	0
Randy Dunton [Baptist Bible (Mo.) 1984] 2004.....	1	0	1	0	0	0	0	0
TOTAL	2	0	2	0	0	0	0	0
LONG BEACH ST.*								
Jerry Tarkanian (Fresno St. 1956) 1970, 71RR*, 72RR*, 73*.....	4	7	5	0	0	0	0	2
Dwight Jones (Pepperdine 1965) 1977.....	1	0	1	0	0	0	0	0
Seth Greenberg (Fairleigh Dickinson 1978) 1993, 95.....	2	0	2	0	0	0	0	0
Larry Reynolds (UC Riverside 1976) 2007..	1	0	1	0	0	0	0	1
TOTAL	8	7	9	0	0	0	0	2
LONG ISLAND								
Paul Lizzo (Northwest Mo. St. 1963) 1981, 84.....	2	0	2	0	0	0	0	0
Ray Haskins (Shaw 1972) 1997.....	1	0	1	0	0	0	0	0
TOTAL	3	0	3	0	0	0	0	0
LA-LAFAYETTE*								
Beryl Shipley (Delta St. 1951) 1972*, 73*....	2	3	3	0	0	0	0	0
Bobby Paschal (Stetson 1964) 1982, 83.....	2	0	2	0	0	0	0	0
Marty Fletcher (Maryland 1973) 1992, 94..	2	1	2	0	0	0	0	0
Jessie Evans (Eastern Mich. 1972) 2000, 04.....	2	0	2	0	0	0	0	0
Robert Lee (Nicholls St. 1991) 2005.....	1	0	1	0	0	0	0	0
TOTAL	9	4	10	0	0	0	0	0

	Yrs.	W	L	CH	2D	3d%	4th	RR
LA-MONROE								
Mike Vining (La.-Monroe 1967) 1982, 86, 90, 91, 92, 93, 96.....	7	0	7	0	0	0	0	0
TOTAL	7	0	7	0	0	0	0	0
LSU								
Harry Rabenhorst (Wake Forest 1921) 1953-4th, 54.....	2	2	4	0	0	0	1	0
Dale Brown (Minot St. 1957) 1979, 80RR, 81-4th, 84, 85, 86-T3d, 87RR, 88, 89, 90, 91, 92, 93.....	13	15	14	0	0	1	1	2
John Brady (Belhaven 1976) 2000, 03, 05, 06-T3d.....	4	6	4	0	0	1	0	0
TOTAL	19	24	22	0	0	2	2	2
LOUISIANA TECH								
Andy Russo (Lake Forest 1970) 1984, 85....	2	3	2	0	0	0	0	0
Tommy Joe Eagles (Louisiana Tech 1971) 1987, 89.....	2	1	2	0	0	0	0	0
Jerry Loyd (LeTourneau 1976) 1991.....	1	0	1	0	0	0	0	0
TOTAL	5	4	5	0	0	0	0	0
LOUISVILLE								
Bernard "Peck" Hickman (Western Ky. 1935) 1951, 59-4th, 61, 64, 67.....	5	5	7	0	0	0	1	0
John Dromo (John Carroll 1939) 1968.....	1	1	1	0	0	0	0	0
Denny Crum (UCLA 1959) 1972-4th, 74, 75-3d, 77, 78, 79, 80-CH, 81, 82-T3d, 83-T3d, 84, 86-CH, 88, 89, 90, 92, 93, 94, 95, 96, 97RR, 99, 2000.....	23	42	23	2	0	3	1	1
Rick Pitino (Massachusetts 1974) 2003, 04, 05-T3d, 07.....	4	6	4	0	0	1	0	0
TOTAL	33	54	35	2	0	4	2	1
LOYOLA MARYMOUNT*								
William Donovan (Loyola Marymount 1950) 1961.....	1	1	1	0	0	0	0	0
Ron Jacobs (Southern California 1964) 1980*.....	1	0	1	0	0	0	0	0
Paul Westhead (St. Joseph's 1961) 1988, 89, 90RR.....	3	4	3	0	0	0	0	1
TOTAL	5	5	5	0	0	0	0	1
LOYOLA (ILL.)								
George Ireland (Notre Dame 1936) 1963-CH, 64, 66, 68.....	4	7	3	1	0	0	0	0
Gene Sullivan (Notre Dame 1953) 1985....	1	2	1	0	0	0	0	0
TOTAL	5	9	4	1	0	0	0	0
LOYOLA (LA.)								
Jim McCafferty [Loyola (La.) 1942] 1954, 57.....	2	0	2	0	0	0	0	0
Jim Harding (Iowa 1949) 1958.....	1	0	1	0	0	0	0	0
TOTAL	3	0	3	0	0	0	0	0
LOYOLA (MD.)								
Skip Prosser (Merchant Marine 1972) 1994.....	1	0	1	0	0	0	0	0
TOTAL	1	0	1	0	0	0	0	0
MANHATTAN								
Ken Norton (Long Island 1939) 1956, 58....	2	1	3	0	0	0	0	0
Fran Frascilla (Brooklyn 1980) 1993, 95....	2	1	2	0	0	0	0	0
Bobby Gonzalez (Buffalo St. 1986) 2003, 04.....	2	1	2	0	0	0	0	0
TOTAL	6	3	7	0	0	0	0	0
MARIST								
Matt Furjanic (Point Park 1973) 1986.....	1	0	1	0	0	0	0	0
Dave Magarity [St. Francis (Pa.) 1974] 1987.....	1	0	1	0	0	0	0	0
TOTAL	2	0	2	0	0	0	0	0
MARQUETTE								
Jack Nagle (Marquette 1940) 1955RR.....	1	2	1	0	0	0	0	1
Eddie Hickey (Creighton 1927) 1959, 61....	2	1	3	0	0	0	0	0
Al McGuire [St. John's (N.Y.) 1951] 1968, 69RR, 71, 72, 73, 74-2d, 75, 76RR, 77-CH.....	9	20	9	1	1	0	0	2
Hank Raymonds (St. Louis 1948) 1978, 79, 80, 82, 83.....	5	2	5	0	0	0	0	0
Kevin O'Neill (McGill 1979) 1993, 94.....	2	2	2	0	0	0	0	0
Mike Deane (Potsdam St. 1974) 1996, 97..	2	1	2	0	0	0	0	0
Tom Crean (Central Mich. 1989) 2002, 03-T3d, 06, 07.....	4	4	4	0	0	1	0	0
TOTAL	25	32	26	1	1	1	0	3
MARSHALL*								
Jule Rivlin (Marshall 1940) 1956.....	1	0	1	0	0	0	0	0
Carl Tacy (Davis & Elkins 1956) 1972.....	1	0	1	0	0	0	0	0
Rick Huckabay (Louisiana Tech 1967) 1984, 85, 87*.....	3	0	3	0	0	0	0	0
TOTAL	5	0	5	0	0	0	0	0

	Yrs.	W	L	CH	2D	3d%	4th	RR
MARYLAND*								
H.A. "Bud" Millikan (Oklahoma St. 1942) 1958.....	1	2	1	0	0	0	0	0
Charles "Lefty" Driesell (Duke 1954) 1973RR, 75RR, 80, 81, 83, 84, 85, 86.....	8	10	8	0	0	0	0	2
Bob Wade (Morgan St. 1967) 1988*.....	1	1	1	0	0	0	0	0
Gary Williams (Maryland 1967) 1994, 95, 96, 97, 98, 99, 2000, 01-T3d, 02-CH, 03, 04, 07.....	12	23	11	1	0	1	0	0
TOTAL	22	36	21	1	0	1	0	2
MASSACHUSETTS*								
Matt Zunic (George Washington 1942) 1962.....	1	0	1	0	0	0	0	0
John Calipari (Clarion 1982) 1992, 93, 94, 95RR, 96-T3d*.....	5	11	5	0	0	1	0	1
James Flint (St. Joseph's 1987) 1997, 98.....	2	0	2	0	0	0	0	0
TOTAL	8	11	8	0	0	1	0	1
McNEESE ST.								
Steve Welch (Southeastern La. 1971) 1989.....	1	0	1	0	0	0	0	0
Tic Price (Virginia Tech 1979) 2002.....	1	0	1	0	0	0	0	0
TOTAL	2	0	2	0	0	0	0	0
MEMPHIS*								
Eugene Lambert (Arkansas 1929) 1955, 56.....	2	0	2	0	0	0	0	0
Bob Vanatta (Central Methodist 1945) 1962.....	1	0	1	0	0	0	0	0
Gene Bartow (Truman 1953) 1973-2d.....	1	3	1	0	1	0	0	0
Wayne Yates (Memphis 1961) 1976.....	1	0	1	0	0	0	0	0
Dana Kirk (Marshall 1960) 1982*, 83*, 84*, 85-T3d*, 86*.....	5	9	5	0	0	1	0	0
Larry Finch (Memphis 1973) 1988, 89, 92RR, 93, 95, 96.....	6	6	6	0	0	0	0	1
John Calipari (Clarion 1982) 2003, 04, 06RR, 07RR.....	4	7	4	0	0	0	0	2
TOTAL	20	25	20	0	1	1	0	3
MERCER								
Bill Bibb (Ky. Wesleyan 1957) 1981, 85.....	2	0	2	0	0	0	0	0
TOTAL	2	0	2	0	0	0	0	0
MIAMI (FLA.)								
Bruce Hale (Santa Clara 1941) 1960.....	1	0	1	0	0	0	0	0
Leonard Hamilton (Tenn.-Martin 1971) 1998, 99, 2000, 02.....	4	3	4	0	0	0	0	0
TOTAL	5	3	5	0	0	0	0	0
MIAMI (OHIO)								
Bill Rohr (Ohio Wesleyan 1940) 1953, 55, 57.....	3	0	3	0	0	0	0	0
Dick Shrider (Ohio 1948) 1958, 66.....	2	1	3	0	0	0	0	0
Tates Locke (Ohio Wesleyan 1959) 1969....	1	1	2	0	0	0	0	0
Darrell Hedric [Miami (Ohio) 1955] 1971, 73, 78, 84.....	4	1	4	0	0	0	0	0
Jerry Peirson [Miami (Ohio) 1966] 1985, 86.....	2	0	2	0	0	0	0	0
Joby Wright (Indiana 1972) 1992.....	1	0	1	0	0	0	0	0
Herb Sendek (Carnegie Mellon 1985) 1995.....	1	1	1	0	0	0	0	0
Charlie Coles [Miami (Ohio) 1965] 1997, 99, 2007.....	3	2	3	0	0	0	0	0
TOTAL	17	6	19	0	0	0	0	0
MICHIGAN**								
Osborne "Ozzie" Cowles (Carleton 1922) 1948RR.....	1	1	1	0	0	0	0	1
Dave Strack (Michigan 1946) 1964-3d, 65-2d, 66RR.....	3	7	3	0	1	1	0	1
Johnny Orr (Beloit 1949) 1974RR, 75, 76-2d, 77RR.....	4	7	4	0	1	0	0	2
Bill Frieder (Michigan 1964) 1985, 86, 87, 88.....	4	5	4	0	0	0	0	0
Steve Fisher (Illinois St. 1967) 1989-CH, 90, 92-2d*, 93-2d*, 94RR, 95, 96*.....	7	20	6	1	2	0	0	1
Brian Ellerbe (Rutgers 1985) 1998*.....	1	1	1	0	0	0	0	0
TOTAL	20	41	19	1	4	1	0	5
MICHIGAN ST.								
Forrest "Forddy" Anderson (Stanford 1942) 1957-4th, 59RR.....	2	3	3	0	0	0	1	1
George "Jud" Heathcote (Washington St. 1950) 1978RR, 79-CH, 85, 86, 90, 91, 92, 94, 95.....	9	14	8	1	0	0	0	1
Tom Izzo (Northern Mich. 1977) 1998, 99-T3d, 2000-CH, 01-T3d, 02, 03RR, 04, 05-T3d, 06, 07.....	10	24	9	1	0	3	0	1
TOTAL	21	41	20	2	0	3	1	3
MIDDLE TENN.								
Jimmy Earle (Middle Tenn. 1959) 1975, 77..	2	0	2	0	0	0	0	0

	Yrs.	W	L	CH	2D	3d%	4th	RR
Stan Simpson (Ga. Southern 1961) 1982....	1	1	1	0	0	0	0	0
Bruce Stewart (Jacksonville St. 1975) 1985, 87, 89.....	3	1	3	0	0	0	0	0
TOTAL	6	2	6	0	0	0	0	0
MILWAUKEE								
Bruce Pearl (Boston College 1982) 2003, 05.....	2	2	2	0	0	0	0	0
Rob Jeter (Wis.-Platteville 1991) 2006.....	1	1	1	0	0	0	0	0
TOTAL	3	3	3	0	0	0	0	0
MINNESOTA*								
Bill Musselman (Wittenberg 1961) 1972*..	1	1	1	0	0	0	0	0
Jim Dutcher (Michigan 1955) 1982.....	1	1	1	0	0	0	0	0
Clem Haskins (Western Ky. 1967) 1989, 90RR, 94*, 95*, 97-T3d*, 99.....	6	10	6	0	0	1	0	1
Dan Monson (Idaho 1985) 2005.....	1	0	1	0	0	0	0	0
TOTAL	9	12	9	0	0	1	0	1
MISSISSIPPI								
Bob Weltlich (Ohio St. 1967) 1981.....	1	0	1	0	0	0	0	0
Rob Evans (New Mexico St. 1968) 1997, 98.....	2	0	2	0	0	0	0	0
Rod Barnes (Mississippi 1988) 1999, 2001, 02.....	3	3	3	0	0	0	0	0
TOTAL	6	3	6	0	0	0	0	0
MISSISSIPPI ST.								
James "Babe" McCarthy (Mississippi St. 1949) 1963.....	1	1	1	0	0	0	0	0
Richard Williams (Mississippi St. 1967) 1991, 95, 96-T3d.....	3	6	3	0	0	1	0	0
Rick Stansbury (Campbellsville 1982) 2002, 03, 04, 05.....	4	3	4	0	0	0	0	0
TOTAL	8	10	8	0	0	1	0	0
MISSISSIPPI VAL.								
Lafayette Stribling (Miss. Industrial 1957) 1986, 92, 96.....	3	0	3	0	0	0	0	0
TOTAL	3	0	3	0	0	0	0	0
MISSOURI#*								
George Edwards (Missouri 1913) 1944RR.....	1	1	1	0	0	0	0	1
Norm Stewart (Missouri 1956) 1976RR, 78, 80, 81, 82, 83, 86, 87, 88, 89, 90, 92, 93, 94RR*, 95, 99.....	16	12	16	0	0	0	0	2
Quin Snyder (Duke 1989) 2000, 01, 02RR, 03.....	4	5	4	0	0	0	0	1
TOTAL	21	18	21	0	0	0	0	4
MISSOURI ST.								
Charlie Spoonhour (School of Ozarks 1961) 1987, 88, 89, 90, 92.....	5	1	5	0	0	0	0	0
Steve Alford (Indiana 1987) 1999.....	1	2	1	0	0	0	0	0
TOTAL	6	3	6	0	0	0	0	0
MONMOUTH								
Wayne Szoke (Maryland 1963) 1996.....	1	0	1	0	0	0	0	0
Dave Calloway (Monmouth 1991) 2001, 04, 06.....	3	1	3	0	0	0	0	0
TOTAL	4	1	4	0	0	0	0	0
MONTANA								
George "Jud" Heathcote (Washington St. 1950) 1975.....	1	1	2	0	0	0	0	0
Stew Morrill (Gonzaga 1974) 1991.....	1	0	1	0	0	0	0	0
Blaine Taylor (Montana 1982) 1992, 97.....	2	0	2	0	0	0	0	0
Don Holst (Northern Mont. 1975) 2002.....	1	0	1	0	0	0	0	0
Larry Krystkowiak (Montana 1996) 2005, 06.....	2	1	2	0	0	0	0	0
TOTAL	7	2	8	0	0	0	0	0
MONTANA ST.								
John Breeden (Montana St. 1929) 1951....	1	0	1	0	0	0	0	0
Stu Starner (Minn.-Morris 1965) 1986.....	1	0	1	0	0	0	0	0
Mike Durham (Montana St. 1979) 1996.....	1	0	1	0	0	0	0	0
TOTAL	3	0	3	0	0	0	0	0
MOREHEAD ST.								
Robert Laughlin (Morehead St. 1937) 1956, 57, 61.....	3	3	4	0	0	0	0	0
Wayne Martin (Morehead St. 1968) 1983, 84.....	2	1	2	0	0	0	0	0
TOTAL	5	4	6	0	0	0	0	0
MT. ST. MARY'S								
James Phelan (La Salle 1951) 1995, 99.....	2	0	2	0	0	0	0	0
TOTAL	2	0	2	0	0	0	0	0
MURRAY ST.								
Cal Luther (Valparaiso 1951) 1964, 69.....	2	0	2	0	0	0	0	0
Steve Newton (Indiana St. 1963) 1988, 90, 91.....	3	1	3	0	0	0	0	0

	Yrs.	W	L	CH	2D	3d%	4th	RR
Scott Edgar (Pitt.-Johnstown 1978) 1992, 95.....	2	0	2	0	0	0	0	0
Mark Gottfried (Alabama 1987) 1997, 98.....	2	0	2	0	0	0	0	0
Tevester Anderson (Ark.-Pine Bluff 1962) 1999, 2002.....	2	0	2	0	0	0	0	0
Mick Cronin (Cincinnati 1997) 2004, 06.....	2	0	2	0	0	0	0	0
TOTAL	13	1	13	0	0	0	0	0
NAVY								
Ben Carnevale (New York U. 1938) 1947RR, 53, 54RR, 59, 60.....	5	4	6	0	0	0	0	2
Paul Evans (Ithaca 1967) 1985, 86RR.....	2	4	2	0	0	0	0	1
Pete Herrmann (Geneseo St. 1970) 1987...	1	0	1	0	0	0	0	0
Don DeVoe (Ohio St. 1964) 1994, 97, 98....	3	0	3	0	0	0	0	0
TOTAL	11	8	12	0	0	0	0	3
NEBRASKA								
Moe Iba (Oklahoma St. 1962) 1986.....	1	0	1	0	0	0	0	0
Danny Nee (St. Marys of the Plains 1971) 1991, 92, 93, 94, 98.....	5	0	5	0	0	0	0	0
TOTAL	6	0	6	0	0	0	0	0
NEVADA								
Sonny Allen (Marshall 1959) 1984, 85.....	2	0	2	0	0	0	0	0
Trent Johnson (Boise St. 1983) 2004.....	1	2	1	0	0	0	0	0
Mark Fox (Eastern N.M. 1991) 2005, 06, 07..	3	2	3	0	0	0	0	0
TOTAL	6	4	6	0	0	0	0	0
UNLV								
Jerry Tarkanian (Fresno St. 1956) 1975, 76, 77-3d, 83, 84, 85, 86, 87-3d, 88, 89RR, 90-CH, 91-T3d.....	12	30	11	1	0	3	0	1
Bill Bayno (Sacred Heart 1985) 1998, 2000.....	2	0	2	0	0	0	0	0
Lon Kruger (Kansas St. 1974) 2007.....	1	2	1	0	0	0	0	0
TOTAL	15	32	14	1	0	3	0	1
NEW MEXICO								
Bob King (Iowa 1947) 1968.....	1	0	2	0	0	0	0	0
Norm Ellenberger (Butler 1955) 1974, 78..	2	2	2	0	0	0	0	0
Dave Bliss (Cornell 1965) 1991, 93, 94, 96, 97, 98, 99.....	7	4	7	0	0	0	0	0
Ritchie McKay (Seattle Pacific 1987) 2005..	1	0	1	0	0	0	0	0
TOTAL	11	6	12	0	0	0	0	0
NEW MEXICO ST.*								
George McCarty (New Mexico St. 1950) 1952.....	1	0	2	0	0	0	0	0
Presley Askew (Southeastern Okla. 1930) 1959, 60.....	2	0	2	0	0	0	0	0
Ken Hayes (Northeastern St. 1956) 1979....	1	0	1	0	0	0	0	0
Neil McCarthy (Sacramento St. 1965) 1990, 91, 92*, 93*, 94*.....	5	3	5	0	0	0	0	0
Lou Henson (New Mexico St. 1955) 1967, 68, 69, 70-3d, 71, 75, 99.....	7	7	8	0	0	1	0	0
Reggie Theus (UNLV 2002) 2007.....	1	0	1	0	0	0	0	0
TOTAL	17	10	19	0	0	1	0	0
NEW ORLEANS								
Benny Dees (Wyoming 1958) 1987.....	1	1	1	0	0	0	0	0
Tim Floyd (Louisiana Tech 1977) 1991, 93..	2	0	2	0	0	0	0	0
Tic Price (Virginia Tech 1979) 1996.....	1	0	1	0	0	0	0	0
TOTAL	4	1	4	0	0	0	0	0
NEW YORK U.								
Howard Cann (New York U. 1920) 1943RR, 45-2d, 46RR.....	3	3	4	0	1	0	0	2
Lou Rossini (Columbia 1948) 1960-4th, 62, 63.....	3	6	5	0	0	0	1	0
TOTAL	6	9	9	0	1	0	1	2
NIAGARA								
Frank Layden (Niagara 1955) 1970.....	1	1	2	0	0	0	0	0
Joe Mihalich (La Salle 1978) 2005, 07.....	2	1	2	0	0	0	0	0
TOTAL	3	2	4	0	0	0	0	0
NICHOLLS ST.								
Rickey Broussard (La.-Lafayette 1970) 1995, 98.....	2	0	2	0	0	0	0	0
TOTAL	2	0	2	0	0	0	0	0
NORTH CAROLINA								
Bill Lange (Wittenberg 1921) 1941RR.....	1	0	2	0	0	0	0	1
Ben Carnevale (New York U. 1938) 1946-2d.....	1	2	1	0	1	0	0	0
Frank McGuire [St. John's (N.Y.) 1936] 1957-CH, 59.....	2	5	1	1	0	0	0	0
Dean Smith (Kansas 1953) 1967-4th, 68-2d, 69-4th, 72-3d, 75, 76, 77-2d, 78, 79, 80, 81-2d, 82-CH, 83RR, 84, 85RR, 86, 87RR, 88RR, 89, 90, 91-T3d, 92, 93-CH, 94, 95-T3d, 96, 97-T3d.....	27	65	27	2	3	4	2	4

	Yrs.	W	L	CH	2D	3d%	4th	RR
Bill Guthridge (Kansas St. 1963) 1998-T3d, 99, 2000-T3d.....	3	8	3	0	0	2	0	0
Matt Doherty (North Carolina 1984) 2001	1	1	1	0	0	0	0	0
Roy Williams (North Carolina 1972) 2004, 05-CH, 06, 07RR.....	4	11	3	1	0	0	0	1
TOTAL	39	92	38	4	4	6	2	6
UNC ASHEVILLE								
Eddie Biedenback (North Carolina St. 1968) 2003.....	1	1	1	0	0	0	0	0
TOTAL	1	1	1	0	0	0	0	0
UNC GREENSBORO								
Randy Peele (Va. Wesleyan 1980) 1996.....	1	0	1	0	0	0	0	0
Fran McCaffery (Penn 1982) 2001.....	0	1	0	0	0	0	0	0
TOTAL	2	0	2	0	0	0	0	0
UNC WILMINGTON								
Jerry Wainwright (Colorado Col. 1968) 2000, 02.....	2	1	2	0	0	0	0	0
Brad Brownell (DePauw 1991) 2003, 06.....	2	0	2	0	0	0	0	0
TOTAL	4	1	4	0	0	0	0	0
N.C. A&T								
Don Corbett [Lincoln (Mo.) 1965] 1982, 83, 84, 85, 86, 87, 88.....	7	0	7	0	0	0	0	0
Jeff Capel (Fayetteville St. 1977) 1994.....	1	0	1	0	0	0	0	0
Roy Thomas (Baylor 1974) 1995.....	1	0	1	0	0	0	0	0
TOTAL	9	0	9	0	0	0	0	0
NORTH CAROLINA ST.*								
Everett Case (Wisconsin 1923) 1950-3d, 51RR, 52, 54, 56.....	5	6	6	0	0	1	0	1
Press Maravich (Davis & Elkins 1941) 1965.....	1	1	1	0	0	0	0	0
Norm Sloan (North Carolina St. 1951) 1970, 74-CH, 80.....	3	5	2	1	0	0	0	0
Jim Valvano (Rutgers 1967) 1982, 83-CH, 85RR, 86RR 87*, 88*, 89.....	7	14	6	1	0	0	0	2
Les Robinson (North Carolina St. 1964) 1991.....	1	1	1	0	0	0	0	0
Herb Sendek (Carnegie Mellon 1985) 2002, 03, 04, 05, 06.....	5	5	5	0	0	0	0	0
TOTAL	22	32	21	2	0	1	0	3
NORTH TEXAS								
Jimmy Gales (Alcorn St. 1963) 1988.....	1	0	1	0	0	0	0	0
Johnny Jones (LSU 1985) 2007.....	1	0	1	0	0	0	0	1
TOTAL	2	0	2	0	0	0	0	0
NORTHEASTERN								
Jim Calhoun (American Int'l 1966) 1981, 82, 84, 85, 86.....	5	3	5	0	0	0	0	0
Karl Fogel (Colby 1968) 1987, 91.....	2	0	2	0	0	0	0	0
TOTAL	7	3	7	0	0	0	0	0
NORTHERN ARIZ.								
Ben Howland (Weber St. 1980) 1998.....	1	0	1	0	0	0	0	0
Mike Adras (UC Santa Barbara 1983) 2000..	1	0	1	0	0	0	0	0
TOTAL	2	0	2	0	0	0	0	0
NORTHERN ILL.								
John McDougal (Evansville 1950) 1982.....	1	0	1	0	0	0	0	0
Jim Molinari (Ill. Wesleyan 1977) 1991.....	1	0	1	0	0	0	0	0
Brian Hammel (Bentley 1975) 1996.....	1	0	1	0	0	0	0	0
TOTAL	3	0	3	0	0	0	0	0
UNI								
Eldon Miller (Wittenberg 1961) 1990.....	1	1	1	0	0	0	0	0
Greg McDermott (UNI 1988) 2004, 05, 06..	3	0	3	0	0	0	0	0
TOTAL	4	1	4	0	0	0	0	0
NORTHWESTERN ST.								
Mike McConathy (Louisiana Tech 1977) 2001, 06.....	2	2	2	0	0	0	0	0
TOTAL	2	2	2	0	0	0	0	0
NOTRE DAME								
John Jordan (Notre Dame 1935) 1953RR, 54RR, 57, 58RR, 60, 63.....	6	8	6	0	0	0	0	3
Johnny Dee (Notre Dame 1946) 1965, 69, 70, 71.....	4	2	6	0	0	0	0	0
Richard "Digger" Phelps (Rider 1963) 1974, 75, 76, 77, 78-4th, 79RR, 80, 81, 85, 86, 87, 88, 89, 90.....	14	15	16	0	0	0	1	1
Mike Brey (George Washington 1982) 2001, 02, 03, 07.....	4	4	4	0	0	0	0	0
TOTAL	28	29	32	0	0	0	1	4
OAKLAND								
Greg Kampe (Bowling Green 1978) 2005..	1	1	1	0	0	0	0	0
TOTAL	1	1	1	0	0	0	0	0

	Yrs.	W	L	CH	2D	3d%	4th	RR
OHIO								
James Snyder (Ohio 1941) 1960, 61, 64RR, 65, 70, 72, 74.....	7	3	8	0	0	0	0	1
Danny Nee (St. Mary of the Plains 1971) 1983, 85.....	2	1	2	0	0	0	0	0
Larry Hunter (Ohio 1971) 1994.....	1	0	1	0	0	0	0	0
Tim O'Shea (Boston College 1984) 2005....	1	0	1	0	0	0	0	0
TOTAL	11	4	12	0	0	0	0	1
OHIO ST.*								
Harold Olsen (Wisconsin 1917) 1939-2d, 44-T3d, 45-T3d, 46-3d.....	4	6	4	0	1	3	0	0
William "Tippy" Dye (Ohio St. 1937) 1950RR.....	1	1	1	0	0	0	0	1
Fred Taylor (Ohio St. 1950) 1960-CH, 61-2d, 62-2d, 68-3d, 71RR.....	5	14	4	1	2	1	0	1
Eldon Miller (Wittenberg 1961) 1980, 82, 83, 85.....	4	3	4	0	0	0	0	0
Gary Williams (Maryland 1967) 1987.....	1	1	1	0	0	0	0	0
Randy Ayers [Miami (Ohio) 1978] 1990, 91, 92RR.....	3	6	3	0	0	0	0	1
Jim O'Brien (Boston College 1971) 1999-T3d*, 2000*, 01*, 02*.....	4	6	4	0	0	1	0	0
Thad Matta (Butler 1990) 2006, 07-2d.....	2	6	2	0	1	0	0	0
TOTAL	24	43	23	1	4	5	0	3
OKLAHOMA								
Bruce Drake (Oklahoma 1929) 1939-T3d, 43RR, 47-2d.....	3	4	3	0	1	1	0	1
Dave Bliss (Cornell 1965) 1979.....	1	1	1	0	0	0	0	0
Billy Tubbs (Lamar 1958) 1983, 84, 85RR, 86, 87, 88-2d, 89, 90, 92.....	9	15	9	0	1	0	0	1
Kelvin Sampson (UNC Pembroke 1978) 1995, 96, 97, 98, 99, 2000, 01, 02-T3d, 03RR, 05, 06.....	11	11	11	0	0	1	0	1
TOTAL	24	31	24	0	2	2	0	3
OKLAHOMA CITY								
Doyle Parrack (Oklahoma St. 1945) 1952, 53, 54, 55.....	4	1	5	0	0	0	0	0
A.E. "Abe" Lemons (Oklahoma City 1949) 1956RR, 57RR, 63, 64, 65, 66, 73.....	7	7	8	0	0	0	0	2
TOTAL	11	8	13	0	0	0	0	2
OKLAHOMA ST.								
Hank Iba [Westminster (Mo.) 1928] 1945-CH, 46-CH, 49-2d, 51-4th, 53-RR, 54-RR, 58RR, 65RR.....	8	15	7	2	1	0	1	4
Paul Hansen (Oklahoma City 1950) 1983... Eddie Sutton (Oklahoma St. 1958) 1991, 92, 93, 94, 95-T3d, 98, 99, 2000RR, 01, 02, 03, 04-T3d, 05.....	13	22	13	0	0	2	0	1
TOTAL	22	37	21	2	1	2	1	5
OLD DOMINION								
Paul Webb (William & Mary 1951) 1980, 82, 85.....	3	0	3	0	0	0	0	0
Tom Young (Maryland 1958) 1986.....	1	1	1	0	0	0	0	0
Oliver Purnell (Old Dominion 1975) 1992..	1	0	1	0	0	0	0	0
Jeff Capel (Fayetteville St. 1977) 1995, 97..	2	1	2	0	0	0	0	0
Blaine Taylor (Montana 1982) 2005, 07.....	2	0	2	0	0	0	0	0
TOTAL	9	2	9	0	0	0	0	0
ORAL ROBERTS								
Ken Trickey (Middle Tenn. 1954) 1974RR....	1	2	1	0	0	0	0	1
Dick Acres (UC Santa Barbara) 1984.....	1	0	1	0	0	0	0	0
Scott Sutton (Oklahoma St. 1994) 2006, 07.....	2	0	2	0	0	0	0	0
TOTAL	4	2	4	0	0	0	0	1
OREGON								
Howard Hobson (Oregon 1926) 1939-CH..	1	3	0	1	0	0	0	0
John Warren (Oregon 1928) 1945RR.....	1	1	1	0	0	0	0	1
Steve Belko (Idaho 1939) 1960RR, 61.....	2	2	2	0	0	0	0	1
Jerry Green (Appalachian St. 1968) 1995... Ernie Kent (Oregon 1977) 2000, 02RR, 03, 07RR.....	4	6	4	0	0	0	0	2
TOTAL	9	12	8	1	0	0	0	4
OREGON ST.*								
Amory "Slats" Gill (Oregon St. 1925) 1947RR, 49-4th, 55RR, 62RR, 63-4th, 64..	6	8	8	0	0	0	2	3
Paul Valenti (Oregon St. 1942) 1966RR.....	1	1	1	0	0	0	0	1
Ralph Miller (Kansas 1942) 1975, 80*, 81*, 82RR*, 84, 85, 88, 89.....	8	3	9	0	0	0	0	1
Jim Anderson (Oregon St. 1959) 1990.....	1	0	1	0	0	0	0	0
TOTAL	16	12	19	0	0	0	2	5
PACIFIC								
Dick Edwards (Culver-Stockton 1952) 1966, 67RR, 71.....	3	2	4	0	0	0	0	1
Stan Morrison (California 1962) 1979.....	1	0	1	0	0	0	0	0

	Yrs.	W	L	CH	2D	3d%	4th	RR
PENN								
Bob Thomason (Pacific 1971) 1997, 2004, 05, 06.....	4	2	4	0	0	0	0	0
TOTAL	8	4	9	0	0	0	0	1
PENN ST.								
John Lawther [Westminster (Pa.) 1919] 1942RR.....	1	1	1	0	0	0	0	1
Elmer Gross (Penn St. 1942) 1952, 54-3d...	2	4	3	0	0	1	0	0
John Egli (Penn St. 1947) 1955, 65.....	2	1	3	0	0	0	0	0
Bruce Parkhill (Lock Haven 1971) 1991....	1	1	1	0	0	0	0	0
Jerry Dunn (George Mason 1980) 1996, 2001.....	2	2	2	0	0	0	0	0
TOTAL	8	9	10	0	0	1	0	1
PEPPERDINE								
Al Duer (Emporia St. 1929) 1944RR.....	1	0	2	0	0	0	0	1
R.L. "Duck" Dowell (Northwest Mo. St. 1933) 1962.....	1	1	1	0	0	0	0	0
Gary Colson (David Lipscomb 1956) 1976, 79.....	2	2	2	0	0	0	0	0
Jim Harrick [Charleston (W.V.) 1960] 1982, 83, 85, 86.....	4	1	4	0	0	0	0	0
Tom Asbury (Wyoming 1967) 1991, 92, 94.....	3	0	3	0	0	0	0	0
Jan van Breda Kolff (Vanderbilt 1974) 2000..	1	1	1	0	0	0	0	0
Paul Westphal (Southern California 1972) 2002.....	1	0	1	0	0	0	0	0
TOTAL	13	5	14	0	0	0	0	1
PITTSBURGH								
Henry Carlson (Pittsburgh 1917) 1941-T3d.....	1	1	1	0	0	1	0	0
Bob Timmons (Pittsburgh 1933) 1957, 58, 63.....	3	1	4	0	0	0	0	0
Charles "Buzz" Ridl [Westminster (Pa.) 1942] 1974RR.....	1	2	1	0	0	0	0	1
Roy Chipman (Maine 1961) 1981, 82, 85... Paul Evans (Ithaca 1967) 1987, 88, 89, 91, 93.....	5	3	5	0	0	0	0	0
Ben Howland (Weber St. 1980) 2002, 03....	2	4	2	0	0	0	0	0
Jamie Dixon (TCU 1987) 2004, 05, 06, 07...	4	5	4	0	0	0	0	0
TOTAL	19	17	20	0	0	1	0	1
PORTLAND								
Al Negratti (Seton Hall 1943) 1959.....	1	0	1	0	0	0	0	0
Rob Chavez (Mesa St. 1980) 1996.....	1	0	1	0	0	0	0	0
TOTAL	2	0	2	0	0	0	0	0
PRAIRIE VIEW								
Elwood Plummer (Jackson St. 1966) 1998..	1	0	1	0	0	0	0	0
TOTAL	1	0	1	0	0	0	0	0
PRINCETON#								
Franklin Cappon (Michigan 1924) 1952, 55, 60.....	3	0	5	0	0	0	0	0
J.L. "Jake" McCandless (Princeton 1951) 1961.....	1	1	2	0	0	0	0	0
Butch van Breda Kolff (Princeton 1947) 1963, 64, 65-3d, 67.....	4	7	5	0	0	1	0	0
Pete Carril (Lafayette 1952) 1969, 76, 77, 81, 83, 84, 89, 90, 91, 92, 96.....	11	4	11	0	0	0	0	0
Bill Carmody [Union (N.Y.) 1975] 1997, 98.....	2	1	2	0	0	0	0	0
John Thompson III (Princeton 1989) 2001, 04.....	2	0	2	0	0	0	0	0
TOTAL	23	13	27	0	0	1	0	0
PROVIDENCE								
Joe Mullaney (Holy Cross 1949) 1964, 65RR, 66.....	3	2	3	0	0	0	0	1
Dave Gavitt (Dartmouth 1959) 1972, 73-4th, 74, 77, 78.....	5	5	6	0	0	0	1	0
Rick Pitino (Massachusetts 1974) 1987 tie-3d.....	1	4	1	0	0	1	0	0
Rick Barnes (Lenior-Rhyne 1977) 1989, 90, 94.....	3	0	3	0	0	0	0	0
Pete Gillen (Fairfield 1968) 1997RR.....	1	3	1	0	0	0	0	1

	Yrs.	W	L	CH	2D	3d%	4th	RR
Tim Welsh (Potsdam St. 1984) 2001, 04.....	2	0	2	0	0	0	0	0
TOTAL	15	14	16	0	0	1	1	2
PURDUE*								
George King [Charleston (W.V.) 1950]								
1969-2d.....	1	3	1	0	1	0	0	0
Fred Schaus (West Virginia 1949) 1977.....	1	0	1	0	0	0	0	0
Lee Rose (Transylvania 1958) 1980-3d.....	1	5	1	0	0	1	0	0
Gene Keady (Kansas St. 1958) 1983, 84, 85, 86, 87, 88, 90, 91, 93, 94RR, 95, 96*, 97, 98, 99, 2000RR, 03.....	17	19	17	0	0	0	0	2
Matt Painter (Purdue 1993) 2007.....	1	1	1	0	0	0	0	0
TOTAL	21	28	21	0	1	1	0	2
RADFORD								
Ron Bradley (Eastern Nazarene 1973) 1998.....	1	0	1	0	0	0	0	0
TOTAL	1	0	1	0	0	0	0	0
RHODE ISLAND								
Ernie Calverley (Rhode Island 1946) 1961, 66.....	2	0	2	0	0	0	0	0
Jack Kraft (St. Joseph's 1942) 1978.....	1	0	1	0	0	0	0	0
Tom Penders (Connecticut 1967) 1988.....	1	2	1	0	0	0	0	0
Al Skinner (Massachusetts 1974) 1993, 97..	2	1	2	0	0	0	0	0
Jim Harrick [Charleston (W.V.) 1960] 1998RR, 99.....	2	3	2	0	0	0	0	1
TOTAL	8	6	8	0	0	0	0	1
RICE								
Byron "Buster" Brannon (TCU 1933) 1940RR, 42RR.....	2	1	3	0	0	0	0	2
Don Suman (Rice 1944) 1954.....	1	1	1	0	0	0	0	0
Don Knodel [Miami (Ohio) 1953] 1970.....	1	0	1	0	0	0	0	0
TOTAL	4	2	5	0	0	0	0	2
RICHMOND								
Dick Tarrant (Fordham 1951) 1984, 86, 88, 90, 91.....	5	5	5	0	0	0	0	0
John Beilein (Wheeling Jesuit 1975) 1998.	1	1	1	0	0	0	0	0
Jerry Wainwright (Colorado Col. 1968) 2004.....	1	0	1	0	0	0	0	0
TOTAL	7	6	7	0	0	0	0	0
RIDER								
John Carpenter (Penn St. 1958) 1984.....	1	0	1	0	0	0	0	0
Kevin Bannon (St. Peter's 1979) 1993, 94....	2	0	2	0	0	0	0	0
TOTAL	3	0	3	0	0	0	0	0
ROBERT MORRIS								
Matt Furjanic (Point Park 1973) 1982, 83....	2	1	2	0	0	0	0	0
Jarrett Durham (Duquesne 1971) 1989, 90, 92.....	3	0	3	0	0	0	0	0
TOTAL	5	1	5	0	0	0	0	0
RUTGERS								
Tom Young (Maryland 1958) 1975, 76-4th, 79, 83.....	4	5	5	0	0	0	1	0
Bob Wenzel (Rutgers 1971) 1989, 91.....	2	0	2	0	0	0	0	0
TOTAL	6	5	7	0	0	0	1	0
ST. BONAVENTURE								
Eddie Donovan (St. Bonaventure 1950) 1961.....	1	2	1	0	0	0	0	0
Larry Weise (St. Bonaventure 1958) 1968, 70-4th.....	2	4	4	0	0	0	1	0
Jim Satalin (St. Bonaventure 1969) 1978....	1	0	1	0	0	0	0	0
Jim Baron (St. Bonaventure 1977) 2000.....	1	0	1	0	0	0	0	0
TOTAL	5	6	7	0	0	0	1	0
ST. FRANCIS (PA.)								
Jim Baron (St. Bonaventure 1977) 1991.....	1	0	1	0	0	0	0	0
TOTAL	1	0	1	0	0	0	0	0
ST. JOHN'S (N.Y.)*								
Frank McGuire [St. John's (N.Y.) 1936] 1951RR, 52-2d.....	2	5	2	0	1	0	0	1
Joe Lapchick (No college) 1961.....	1	0	1	0	0	0	0	0
Frank Mulzoff [St. John's (N.Y.) 1951] 1973.....	1	0	1	0	0	0	0	0
Lou Carnesecca [St. John's (N.Y.) 1946] 1967, 68, 69, 76, 77, 78, 79RR, 80, 82, 83, 84, 85-T3d, 86, 87, 88, 90, 91RR, 92.....	18	17	20	0	0	1	0	2
Brian Mahoney (Manhattan 1971) 1993....	1	1	1	0	0	0	0	0
Fran Franchilla (Brooklyn 1980) 1998.....	1	0	1	0	0	0	0	0
Mike Jarvis (Northeastern 1968) 1999RR, 2000, 02*.....	3	4	3	0	0	0	0	1
TOTAL	27	27	29	0	1	1	0	4
ST. JOSEPH'S*								
John "Jack" Ramsay (St. Joseph's 1949) 1959, 60, 61-3d*, 62, 63RR, 65, 66.....	7	8	11	0	0	1	0	1
John "Jack" McKinney (St. Joseph's 1957) 1969, 71, 73, 74.....	4	0	4	0	0	0	0	0

	Yrs.	W	L	CH	2D	3d%	4th	RR
Jim Lynam (St. Joseph's 1964) 1981RR.....	1	3	1	0	0	0	0	1
Jim Boyle (St. Joseph's 1964) 1982, 86.....	2	1	2	0	0	0	0	0
Phil Martelli (Widener 1976) 1997, 2001, 03, 04RR.....	4	6	4	0	0	0	0	1
TOTAL	18	18	22	0	0	1	0	3
ST. LOUIS								
Eddie Hickey (Creighton 1927) 1952RR, 57.....	2	1	3	0	0	0	0	1
Charlie Spoonhour (School of Ozarks 1961) 1994, 95, 98.....	3	2	3	0	0	0	0	0
Lorenzo Romar (Washington 1980) 2000....	1	0	1	0	0	0	0	0
TOTAL	6	3	7	0	0	0	0	1
ST. MARY'S (CAL.)								
James Weaver (DePaul 1947) 1959RR.....	1	1	1	0	0	0	0	1
Lynn Nance (Washington 1965) 1989.....	1	0	1	0	0	0	0	0
Ernie Kent (Oregon 1977) 1997.....	1	0	1	0	0	0	0	0
Randy Bennett (UC San Diego 1986) 2005.....	1	0	1	0	0	0	0	0
TOTAL	4	1	4	0	0	0	0	1
ST. PETER'S								
Ted Fiore (Seton Hall 1962) 1991, 95.....	2	0	2	0	0	0	0	0
TOTAL	2	0	2	0	0	0	0	0
SAM HOUSTON ST.								
Bob Marlin (Mississippi St. 1981) 2003.....	1	0	1	0	0	0	0	0
TOTAL	1	0	1	0	0	0	0	0
SAMFORD								
Jimmy Tillette (Our Lady of Holy Cross 1975) 1999, 2000.....	2	0	2	0	0	0	0	0
TOTAL	2	0	2	0	0	0	0	0
SAN DIEGO								
Jim Brovelli (San Francisco 1964) 1984.....	1	0	1	0	0	0	0	0
Hank Egan (Navy 1960) 1987.....	1	0	1	0	0	0	0	0
Brad Holland (UCLA 1979) 2003.....	1	0	1	0	0	0	0	0
TOTAL	3	0	3	0	0	0	0	0
SAN DIEGO ST.								
Tim Vezie (Denver 1967) 1975, 76.....	2	0	2	0	0	0	0	0
Dave "Smokey" Gaines (LeMoyne-Owen 1963) 1985.....	1	0	1	0	0	0	0	0
Steve Fisher (Illinois St. 1967) 2002, 06.....	2	0	2	0	0	0	0	0
TOTAL	5	0	5	0	0	0	0	0
SAN FRANCISCO								
Phil Woolpert (Loyola Marymount 1940) 1955-CH, 56-CH, 57-3d, 58.....	4	13	2	2	0	1	0	0
Peter Peletta (Sacramento St. 1950) 1963, 64RR, 65RR.....	3	3	3	0	0	0	0	2
Bob Gaillard (San Francisco 1962) 1972, 73RR, 74RR, 77, 78.....	5	4	5	0	0	0	0	2
Dan Belluomini (San Francisco 1964) 1979.....	1	1	1	0	0	0	0	0
Peter Barry (San Francisco 1970) 1981, 82.	2	0	2	0	0	0	0	0
Phil Mathews (UC Irvine 1972) 1998.....	1	0	1	0	0	0	0	0
TOTAL	16	21	14	2	0	1	0	4
SAN JOSE ST.								
Walter McPherson (San Jose St. 1940) 1951.....	1	0	1	0	0	0	0	0
Bill Berry (Michigan St. 1965) 1980.....	1	0	1	0	0	0	0	0
Stan Morrison (California 1962) 1996.....	1	0	1	0	0	0	0	0
TOTAL	3	0	3	0	0	0	0	0
SANTA CLARA								
Bob Feerick (Santa Clara 1941) 1952-4th, 53RR, 54RR, 60.....	4	6	6	0	0	0	1	2
Dick Garibaldi (Santa Clara 1957) 1968RR, 69RR, 70.....	3	3	3	0	0	0	0	2
Carroll Williams (San Jose St. 1955) 1987 ...	1	0	1	0	0	0	0	0
Dick Davey (Pacific 1964) 1993, 95, 96.....	3	2	3	0	0	0	0	0
TOTAL	11	11	13	0	0	0	1	4
SEATTLE#								
Al Brightman [Charleston (W.V.)] 1953, 54, 55, 56.....	4	4	6	0	0	0	0	0
John Castellani (Notre Dame 1952) 1958-2d.....	1	4	1	0	1	0	0	0
Vince Cazzetta (Arnold 1950) 1961, 62.....	2	0	2	0	0	0	0	0
Clair Markey (Seattle 1963) 1963.....	1	0	1	0	0	0	0	0
Bob Boyd (Southern California 1953) 1964.....	1	2	1	0	0	0	0	0
Lionel Purcell (UC Santa Barbara 1952) 1967.....	1	0	1	0	0	0	0	0
Morris Buckwalter (Utah 1956) 1969.....	1	0	1	0	0	0	0	0
TOTAL	11	10	13	0	1	0	0	0
SETON HALL								
P. J. Carlesimo (Fordham 1971) 1988, 89-2d, 91RR, 92, 93, 94.....	6	12	6	0	1	0	0	1

	Yrs.	W	L	CH	2D	3d%	4th	RR
Tommy Amaker (Duke 1987) 2000.....	1	2	1	0	0	0	0	0
Louis Orr (Syracuse 1980) 2004, 06.....	2	1	2	0	0	0	0	0
TOTAL	9	15	9	0	1	0	0	1
SIENA								
Mike Deane (Potsdam St. 1974) 1989.....	1	1	1	0	0	0	0	0
Paul Hewitt (St. John Fisher 1985) 1999.....	1	0	1	0	0	0	0	0
Rob Lanier (St. Bonaventure 1990) 2002....	1	1	1	0	0	0	0	0
TOTAL	3	2	3	0	0	0	0	0
SOUTH ALA.								
Cliff Ellis (Florida St. 1968) 1979, 80.....	2	0	2	0	0	0	0	0
Ronnie Arrow (Texas St. 1969) 1989, 91.....	2	1	2	0	0	0	0	0
Bill Musselman (Wittenberg 1962) 1997....	1	0	1	0	0	0	0	0
Bob Weltlich (Ohio St. 1967) 1998.....	1	0	1	0	0	0	0	0
John Pelphrey (Kentucky 1992) 2006.....	1	0	1	0	0	0	0	0
TOTAL	7	1	7	0	0	0	0	0
SOUTH CAROLINA								
Frank McGuire [St. John's (N.Y.) 1936] 1971, 72, 73, 74.....	4	4	5	0	0	0	0	0
George Felton (South Carolina 1975) 1989.....	1	0	1	0	0	0	0	0
Eddie Fogler (North Carolina 1970) 1997, 98.....	2	0	2	0	0	0	0	0
Dave Odom (Guilford 1965) 2004.....	1	0	1	0	0	0	0	0
TOTAL	8	4	9	0	0	0	0	0
SOUTH CAROLINA ST.								
Cy Alexander (Catawba 1975) 1989, 96, 98, 2000, 03.....	5	0	5	0	0	0	0	0
TOTAL	5	0	5	0	0	0	0	0
SOUTH FLA.								
Bobby Paschal (Stetson 1964) 1990, 92.....	2	0	2	0	0	0	0	0
TOTAL	2	0	2	0	0	0	0	0
SOUTHEAST MO. ST.								
Gary Garner (Missouri 1965) 2000.....	1	0	1	0	0	0	0	0
TOTAL	1	0	1	0	0	0	0	0
SOUTHEASTERN LA.								
Billy Kennedy (Southeastern La. 1986) 2005.....	1	0	1	0	0	0	0	0
TOTAL	1	0	1	0	0	0	0	0
SOUTHERN U.								
Carl Stewart (Grambling 1954) 1981.....	1	0	1	0	0	0	0	0
Robert Hopkins (Grambling 1956) 1985....	1	0	1	0	0	0	0	0
Ben Jobe (Fisk 1956) 1987, 88, 89, 93.....	4	1	4	0	0	0	0	0
Rob Spivery (Ashland 1972) 2006.....	1	0	1	0	0	0	0	0
TOTAL	7	1	7	0	0	0	0	0
SOUTHERN CALIFORNIA								
Justin "Sam" Barry (Lawrence 13) 1940- T3d.....	1	1	1	0	0	1	0	0
Forrest Twogood (Iowa 1929) 1954-4th, 60, 61.....	3	3	5	0	0	0	1	0
Bob Boyd (Southern California 1953) 1979.....	1	1	1	0	0	0	0	0
Stan Morrison (California 1962) 1982, 85... George Raveling (Villanova 1960) 1991, 92.....	2	1	2	0	0	0	0	0
Henry Bibby (UCLA 1972) 1997, 2001RR, 02.....	3	3	3	0	0	0	0	1
Tim Floyd (Louisiana Tech 1977) 2007.....	1	2	1	0	0	0	0	0
TOTAL	13	11	15	0	0	1	1	1
SOUTHERN ILL.								
Paul Lambert (William Jewell 1956) 1977.. Rich Herrin (McKendree 1956) 1993, 94, 95.....	3	0	3	0	0	0	0	0
Bruce Weber (Milwaukee 1978) 2002, 03.....	2	2	2	0	0	0	0	0
Matt Painter (Purdue 1994) 2004..... Chris Lowery (Southern Ill. 1995) 2005, 06, 07.....	3	3	3	0	0	0	0	0
TOTAL	10	6	10	0	0	0	0	0
SMU								
E.O. "Doc" Hayes (North Texas 1927) 1955, 56-4th, 57, 65, 66, 67RR.....	6	7	8	0	0	0	1	1
Dave Bliss (Cornell 1965) 1984, 85, 88.....	3	3	3	0	0	0	0	0
John Shumate (Notre Dame 1974) 1993....	1	0	1	0	0	0	0	0
TOTAL	10	10	12	0	0	0	1	1
SOUTHERN MISS.								
M.K. Turk (Livingston 1964) 1990, 91.....	2	0	2	0	0	0	0	0
TOTAL	2	0	2	0	0	0	0	0
SOUTHERN UTAH								
Bill Evans (Southern Utah 1972) 2001.....	1	0	1	0	0	0	0	0
TOTAL	1	0	1	0	0	0	0	0

	Yrs.	W	L	CH	2D	3d%	4th	RR
SPRINGFIELD								
Ed Hickox (Ohio Wesleyan 1905) 1940RR..	1	0	1	0	0	0	0	1
TOTAL	1	0	1	0	0	0	0	1
STANFORD								
Everett Dean (Indiana 1921) 1942-CH.....	1	3	0	1	0	0	0	0
Mike Montgomery (Long Beach St. 1968) 1989, 92, 95, 96, 97, 98-T3d, 99, 2000, 01RR, 02, 03, 04.....	12	16	12	0	0	1	0	1
Trent Johnson (Boise St. 1983) 2005, 07....	2	0	2	0	0	0	0	0
TOTAL	15	19	14	1	0	1	0	1
SYRACUSE								
Marc Guley (Syracuse 1936) 1957RR.....	1	2	1	0	0	0	0	1
Fred Lewis (Eastern Ky. 1946) 1966RR.....	1	1	1	0	0	0	0	1
Roy Danforth (Southern Miss. 1962) 1973, 74, 75-4th, 76.....	4	5	5	0	0	0	1	0
Jim Boeheim (Syracuse 1966) 1977, 78, 79, 80, 83, 84, 85, 86, 87-2d, 88, 89RR, 90, 91, 92, 94, 95, 96-2d, 98, 99, 2000, 01, 03-CH, 04, 05, 06.....	25	40	24	1	2	0	0	1
TOTAL	31	48	31	1	2	0	1	3
TEMPLE								
Josh Cody (Vanderbilt 1920) 1944RR.....	1	1	1	0	0	0	0	1
Harry Litwack (Temple 1930) 1956-3d, 58-3d, 64, 67, 70, 72.....	6	7	6	0	0	2	0	0
Don Casey (Temple 1970) 1979.....	1	0	1	0	0	0	0	0
John Chaney (Bethune-Cookman 1955) 1984, 85, 86, 87, 88RR, 90, 91RR, 92, 93RR, 94, 95, 96, 97, 98, 99RR, 2000, 01RR.....	17	23	17	0	0	0	0	5
TOTAL	25	31	25	0	0	2	0	6
TENNESSEE								
Ramon "Ray" Mears [Miami (Ohio) 1949] 1967, 76, 77.....	3	0	4	0	0	0	0	0
Don DeVoe (Ohio St. 1964) 1979, 80, 81, 82, 83, 89.....	6	5	6	0	0	0	0	0
Jerry Green (Appalachian St. 1968) 1998, 99, 2000, 01.....	4	3	4	0	0	0	0	0
Bruce Pearl (Boston College 1982) 2006, 07.....	2	3	2	0	0	0	0	0
TOTAL	15	11	16	0	0	0	0	0
TENNESSEE ST.								
Frankie Allen (Roanoke 1971) 1993, 94.....	2	0	2	0	0	0	0	0
TOTAL	2	0	2	0	0	0	0	0
TENNESSEE TECH								
Johnny Oldham (Western Ky. 1948) 1958, 63.....	2	0	2	0	0	0	0	0
TOTAL	2	0	2	0	0	0	0	0
TEXAS								
H.C. "Bully" Gilstrap (Texas 1922) 1943- T3d.....	1	1	1	0	0	1	0	0
Jack Gray (Texas 1935) 1939RR, 47-3d.....	2	2	3	0	0	1	0	1
Harold Bradley (Hartwick 1934) 1960, 63... Leon Black (Texas 1953) 1972, 74.....	2	2	3	0	0	0	0	0
A.E. "Abe" Lemons (Oklahoma City 1949) 1979.....	1	0	1	0	0	0	0	0
Tom Penders (Connecticut 1967) 1989, 90RR, 91, 92, 94, 95, 96, 97.....	8	10	8	0	0	0	0	1
Rick Barnes (Lenior-Rhynne 1977) 1999, 2000, 01, 02, 03-T3d, 04, 05, 06RR, 07....	9	13	9	0	0	1	0	1
TOTAL	25	29	28	0	0	3	0	3
UTSA								
Ken Burmeister [St. Mary's (Tex.) 1971] 1988.....	1	0	1	0	0	0	0	0
Tim Carter (Kansas 1979) 1999, 2004.....	2	0	2	0	0	0	0	0
TOTAL	3	0	3	0	0	0	0	0
TEXAS A&M								
John Floyd (Oklahoma St. 1941) 1951.....	1	0	1	0	0	0	0	0
Shelby Metcalf (Tex. A&M-Commerce 1953) 1964, 69, 75, 80, 87.....	5	3	6	0	0	0	0	0
Billy Gillispie (Texas St. 1983) 2006, 07.....	2	3	2	0	0	0	0	0
TOTAL	8	6	9	0	0	0	0	0
A&M-CORPUS CHRISTI								
Ronnie Arrow (Texas St. 1969) 2007.....	1	0	1	0	0	0	0	0
TOTAL	1	0	1	0	0	0	0	0
TCU								
Byron "Buster" Brannon (TCU 1933) 1952, 53, 59.....	3	3	3	0	0	0	0	0
Johnny Swaim (TCU 1953) 1968RR, 71.....	2	1	2	0	0	0	0	1
Jim Killingsworth (Northeastern Okla. St. 1948) 1987.....	1	1	1	0	0	0	0	0
Billy Tubbs (Lamar 1958) 1998.....	1	0	1	0	0	0	0	0
TOTAL	7	5	7	0	0	0	0	1

	Yrs.	W	L	CH	2D	3d%	4th	RR
TEXAS SOUTHERN								
Robert Moreland (Tougaloo 1962) 1990, 94, 95	3	0	3	0	0	0	0	0
Ronnie Courtney (McMurry 1981) 2003.....	1	0	1	0	0	0	0	0
TOTAL	4	0	4	0	0	0	0	0
TEXAS ST.								
Jim Wooldridge (Louisiana Tech 1977) 1994.....	1	0	1	0	0	0	0	0
Mike Miller (Tex. A&M-Commerce 1987) 1997.....	1	0	1	0	0	0	0	0
TOTAL	2	0	2	0	0	0	0	0
TEXAS TECH*								
Polk Robison (Texas Tech 1935) 1954, 56, 61	3	1	3	0	0	0	0	0
Gene Gibson (Texas Tech 1950) 1962.....	1	1	2	0	0	0	0	0
Gerald Myers (Texas Tech 1959) 1973, 76, 85, 86.....	4	1	4	0	0	0	0	0
James Dickey (Central Ark. 1976) 1993, 96*.....	2	2	2	0	0	0	0	0
Bob Knight (Ohio St. 1962) 2002, 04, 05, 07.....	4	3	4	0	0	0	0	0
TOTAL	14	8	15	0	0	0	0	0
TOLEDO								
Jerry Bush [St. John's (N.Y.) 1938] 1954.....	1	0	1	0	0	0	0	0
Bob Nichols (Toledo 1953) 1967, 79, 80....	3	1	3	0	0	0	0	0
TOTAL	4	1	4	0	0	0	0	0
TOWSON								
Terry Truax (Maryland 1968) 1990, 91.....	2	0	2	0	0	0	0	0
TOTAL	2	0	2	0	0	0	0	0
TRINITY (TEX.)								
Bob Polk (Evansville 1939) 1969.....	1	0	1	0	0	0	0	0
TOTAL	1	0	1	0	0	0	0	0
TROY								
Don Maestri (Southern Miss. 1968) 2003...	1	0	1	0	0	0	0	0
TOTAL	1	0	1	0	0	0	0	1
TUFTS								
Richard Cochran (Tufts 1934) 1945RR.....	1	0	2	0	0	0	0	1
TOTAL	1	0	2	0	0	0	0	1
TULANE								
Perry Clark (Gettysburg 1974) 1992, 93, 95	3	3	3	0	0	0	0	0
TOTAL	3	3	3	0	0	0	0	0
TULSA								
Clarence Iba (Panhandle St. 1936) 1955.....	1	1	1	0	0	0	0	0
Nolan Richardson (UTEP 1965) 1982, 84, 85	3	0	3	0	0	0	0	0
J.D. Barnett (Winona St. 1966) 1986, 87.....	2	0	2	0	0	0	0	0
Tubby Smith (High Point 1973) 1994, 95 ...	2	4	2	0	0	0	0	0
Steve Robinson (Radford 1981) 1996, 97 ...	2	1	2	0	0	0	0	0
Bill Self (Oklahoma St. 1985) 1999, 2000RR.....	2	4	2	0	0	0	0	1
John Phillips (Oklahoma St. 1973) 2002, 03.....	2	2	2	0	0	0	0	0
TOTAL	14	12	14	0	0	0	0	1
UCLA*								
John Wooden (Purdue 1932) 1950RR, 52, 56, 62-4th, 63, 64-CH, 65-CH, 67-CH, 68-CH, 69-CH, 70-CH, 71-CH, 72-CH, 73-CH, 74-3d, 75-CH.....	16	47	10	10	0	1	1	1
Gene Bartow (Truman 1953) 1976-3d, 77, 79RR.....	2	5	2	0	0	1	0	0
Gary Cunningham (UCLA 1962) 1978, 79RR.....	2	3	2	0	0	0	0	1
Larry Brown (North Carolina 1963) 1980-2d*, 81.....	2	5	2	0	1	0	0	0
Larry Farmer (UCLA 1973) 1983.....	1	0	1	0	0	0	0	0
Walt Hazzard (UCLA 1964) 1987.....	1	1	1	0	0	0	0	0
Jim Harrick (Charleston (W.V.) 1960) 1989, 90, 91, 92RR, 93, 94, 95-CH, 96.....	8	13	7	1	0	0	0	1
Steve Lavin (Chapman 1988) 1997RR, 98, 99* 2000, 01, 02.....	6	11	6	0	0	0	0	1
Ben Howland (Weber St. 1979) 2005, 06-2d, 07-T3d.....	3	9	3	0	1	1	0	0
TOTAL	41	94	34	11	2	3	1	4
UTAH								
Vadal Petersen (Utah 1920) 1944-CH, 45RR.....	2	3	2	1	0	0	0	1
Jack Gardner (Southern California 1932) 1955, 56RR, 59, 60, 61-4th, 66-4th.....	6	8	9	0	0	0	2	1
Jerry Pimm (Southern California 1960) 1977, 78, 79, 81, 83.....	5	5	5	0	0	0	0	0
Lynn Archibald (Fresno St. 1968) 1986.....	1	0	1	0	0	0	0	0
Rick Majerus (Marquette 1970) 1991, 93, 95, 96, 97RR, 98-2d, 99, 2000, 02, 03.....	10	17	10	0	1	0	0	1

	Yrs.	W	L	CH	2D	3d%	4th	RR
Kerry Rupp (Southern Utah 1977) 2004.....	1	0	1	0	0	0	0	0
Ray Giacoletti (Minot St. 1985) 2005.....	1	2	1	0	0	0	0	0
TOTAL	26	35	29	1	1	0	2	3
UTAH ST.								
E.L. "Dick" Romney (Utah 1917) 1939RR.....	1	1	1	0	0	0	0	1
Ladell Andersen (Utah St. 1951) 1962, 63, 64, 70RR, 71.....	5	4	7	0	0	0	0	1
Gordon "Dutch" Belnap (Utah St. 1958) 1975, 79.....	2	0	2	0	0	0	0	0
Rod Tueller (Utah St. 1959) 1980, 83, 88....	3	0	3	0	0	0	0	0
Larry Eustachy (Long Beach St. 1979) 1998.....	1	0	1	0	0	0	0	0
Steve Morrill (Gonzaga 1974) 2000, 01, 03, 05, 06.....	5	1	5	0	0	0	0	0
TOTAL	17	6	19	0	0	0	0	2
UTEP								
Don Haskins (Oklahoma St. 1953) 1963, 64, 66-CH, 67, 70, 75, 84, 85, 86, 87, 88, 89, 90, 92.....	14	14	13	1	0	0	0	0
Billy Gillispie (Texas St. 1983) 2004.....	1	0	1	0	0	0	0	0
Doc Sadler (Arkansas 1982) 2005.....	1	0	1	0	0	0	0	0
TOTAL	16	14	15	1	0	0	0	0
VALPARAISO								
Homer Drew (William Jewell 1966) 1996, 97, 98, 99, 2000, 02, 04.....	7	2	7	0	0	0	0	0
TOTAL	7	2	7	0	0	0	0	0
VANDERBILT								
Roy Skinner (Presbyterian 1952) 1965RR, 74.....	2	1	3	0	0	0	0	1
C.M. Newton (Kentucky 1952) 1988, 89.....	2	2	2	0	0	0	0	0
Eddie Fogler (North Carolina 1970) 1991, 93.....	2	2	2	0	0	0	0	0
Jan van Breda Kolff (Vanderbilt 1974) 1997.....	1	0	1	0	0	0	0	0
Kevin Stallings (Purdue 1982) 2004, 07.....	2	4	2	0	0	0	0	0
TOTAL	9	9	10	0	0	0	0	1
VERMONT								
Tom Brennan (Georgia 1971) 2003, 04, 05..	3	1	3	0	0	0	0	0
TOTAL	3	1	3	0	0	0	0	0
VILLANOVA*								
Alex Severance (Villanova 1929) 1939-3d, 49RR, 51, 55.....	4	4	4	0	0	1	0	1
Jack Kraft (St. Joseph's 1942) 1962RR, 64, 69, 70RR, 71-2d*, 72.....	6	11	7	0	1	0	0	2
Rollie Massimino (Vermont 1956) 1978RR, 80, 81, 82RR, 83RR, 84, 85-CH, 86, 88RR, 90, 91.....	11	20	10	1	0	0	0	4
Steve Lappas (CCNY 1977) 1995, 96, 97, 99.....	4	2	4	0	0	0	0	0
Jay Wright (Bucknell 1983) 2005, 06RR, 07..	3	5	3	0	0	0	0	1
TOTAL	28	42	28	1	1	1	0	8
VIRGINIA								
Terry Holland (Davidson 1964) 1976, 81-3d, 82, 83RR, 84-T3d, 86, 87, 89RR, 90.....	9	15	9	0	0	2	0	2
Jeff Jones (Virginia 1982) 1991, 93, 94, 95RR, 97.....	5	6	5	0	0	0	0	1
Pete Gillen (Fairfield 1968) 2001.....	1	0	1	0	0	0	0	0
Dave Leitao (Northeastern 1983) 2007.....	1	1	1	0	0	0	0	0
TOTAL	16	22	16	0	0	2	0	3
VCU								
J.D. Barnett (Winona St. 1966) 1980, 81, 83, 84, 85.....	5	4	5	0	0	0	0	0
Sonny Smith (Milligan 1958) 1996.....	1	0	1	0	0	0	0	0
Jeff Capel III (Duke 1997) 2004.....	1	0	1	0	0	0	0	0
Anthony Grant (Dayton 1983) 2007.....	1	1	1	0	0	0	0	0
TOTAL	8	5	8	0	0	0	0	0
VMI								
Louis "Weenie" Miller (Richmond 1947) 1964.....	1	0	1	0	0	0	0	0
Bill Blair (VMI 1964) 1976RR.....	1	2	1	0	0	0	0	1
Charlie Schmaus (VMI 1966) 1977.....	1	1	1	0	0	0	0	0
TOTAL	3	3	3	0	0	0	0	1
VIRGINIA TECH								
Howard Shannon (Kansas St. 1948) 1967RR.....	1	2	1	0	0	0	0	1
Don DeVoe (Ohio St. 1964) 1976.....	1	0	1	0	0	0	0	0
Charles Moir (Appalachian St. 1952) 1979, 80, 85, 86.....	4	2	4	0	0	0	0	0
Bill C. Foster (Carson-Newman 1958) 1996.....	1	1	1	0	0	0	0	0

	Yrs.	W	L	CH	2D	3d%	4th	RR
Seth Greenberg (Fairleigh Dickinson 1978)	1	1	1	0	0	0	0	0
2007								
TOTAL	8	6	8	0	0	0	0	1
WAGNER								
Derek Whittenburg (North Carolina St. 1984) 2003	1	0	1	0	0	0	0	0
TOTAL	1	0	1	0	0	0	0	0
WAKE FOREST								
Murray Greason (Wake Forest 1926) 1939RR, 53	2	1	2	0	0	0	0	1
Horace "Bones" McKinney (North Carolina 1946) 1961RR, 62-3d	2	6	2	0	0	1	0	1
Carl Tacy (Davis & Elkins 1956) 1977RR, 81, 82, 84RR	4	5	4	0	0	0	0	2
Dave Odom (Guilford 1965) 1991, 92, 93, 94, 95, 96RR, 97, 2001	8	10	8	0	0	0	0	1
Skip Prosser (Merchant Marine 1972) 2002, 03, 04, 05	4	5	4	0	0	0	0	0
TOTAL	20	27	20	0	0	1	0	5
WASHINGTON								
Clarence "Hec" Edmundson (Idaho 1909) 1943RR	1	0	2	0	0	0	0	1
Art McLarney (Washington St. 1932) 1948RR	1	1	1	0	0	0	0	1
William "Tippy" Dye (Ohio St. 1937) 1951RR, 53-3d	2	5	2	0	0	1	0	1
Mary Harshman (Pacific Lutheran 1942) 1976, 84, 85	3	2	3	0	0	0	0	0
Andy Russo (Lake Forest 1970) 1986	1	0	1	0	0	0	0	0
Bob Bender (Duke 1980) 1998, 99	2	2	2	0	0	0	0	0
Lorenzo Romar (Washington 1980) 2004, 05, 06	3	4	3	0	0	0	0	0
Tony Bennett (Green Bay 1992) 2007	1	1	1	0	0	0	0	0
TOTAL	14	15	15	0	0	1	0	3
WASHINGTON ST.								
Jack Friel (Washington St. 1923) 1941-2d..	1	2	1	0	1	0	0	0
George Raveling (Villanova 1960) 1980, 83	2	1	2	0	0	0	0	0
Kelvin Sampson (UNC Pembroke 1978) 1994	1	0	1	0	0	0	0	0
TOTAL	4	3	4	0	1	0	0	0
WAYNE ST. (MICH.)								
Joel Mason (Western Mich. 1936) 1956	1	1	2	0	0	0	0	0
TOTAL	1	1	2	0	0	0	0	0
WEBER ST.								
Dick Motta (Utah St. 1953) 1968	1	0	1	0	0	0	0	0
Phil Johnson (Utah St. 1953) 1969, 70, 71..	3	2	3	0	0	0	0	0
Gene Visscher (Weber St. 1966) 1972, 73...	2	1	3	0	0	0	0	0
Neil McCarthy (Sacramento St. 1965) 1978, 79, 80, 83	4	1	4	0	0	0	0	0
Ron Abegglen (BYU 1962) 1995, 99	2	2	2	0	0	0	0	0
Joe Cravens (Tex.-Arlington 1977) 2003	1	0	1	0	0	0	0	0
Randy Rahe (Buena Vista 1982) 2007	1	0	1	0	0	0	0	0
TOTAL	14	6	15	0	0	0	0	0
WEST TEXAS A&M								
W.A. "Gus" Miller (West Texas A&M 1927) 1955	1	0	1	0	0	0	0	0
TOTAL	1	0	1	0	0	0	0	0
WEST VIRGINIA								
Fred Schaus (West Virginia 1949) 1955, 56, 57, 58, 59-2d, 60	6	6	6	0	1	0	0	0
George King [Charleston (W.V.) 1950] 1962, 63, 65	3	2	3	0	0	0	0	0
Raymond "Bucky" Waters (North Carolina St. 1957) 1967	1	0	1	0	0	0	0	0
Gale Catlett (West Virginia 1963) 1982, 83, 84, 86, 87, 89, 92, 98	8	5	8	0	0	0	0	0
John Bellein (Wheeling Jesuit 1975) 2005RR, 06	2	5	2	0	0	0	0	1
TOTAL	20	18	20	0	1	0	0	1
WESTERN CARO.								
Phil Hopkins (Gardner-Webb 1972) 1996 ..	1	0	1	0	0	0	0	0
TOTAL	1	0	1	0	0	0	0	0
WESTERN KY.*								
Ed Diddle (Centre 1921) 1940RR, 60, 62	3	3	4	0	0	0	0	1
Johnny Oldham (Western Ky. 1948) 1966, 67, 70, 71-3d*	4	6	4	0	0	1	0	0
Jim Richards (Western Ky. 1959) 1976, 78..	2	1	2	0	0	0	0	0
Gene Keady (Kansas St. 1958) 1980	1	0	1	0	0	0	0	0
Clem Haskins (Western Ky. 1967) 1981, 86..	2	1	2	0	0	0	0	0
Murray Arnold (American 1960) 1987	1	1	1	0	0	0	0	0
Ralph Willard (Holy Cross 1967) 1993, 94..	2	2	2	0	0	0	0	0

	Yrs.	W	L	CH	2D	3d%	4th	RR
Matt Kilcullen (Lehman 1976) 1995	1	1	1	0	0	0	0	0
Dennis Felton (Howard 1985) 2001, 02, 03	3	0	3	0	0	0	0	0
TOTAL	19	15	20	0	0	1	0	1
WESTERN MICH.								
Eldon Miller (Wittenberg 1961) 1976	1	1	1	0	0	0	0	0
Bob Donewald (Hanover 1964) 1998	1	1	1	0	0	0	0	0
Steve Hawkins (South Ala. 1987) 2004	1	0	1	0	0	0	0	0
TOTAL	3	2	3	0	0	0	0	0
WICHITA ST.								
Ralph Miller (Kansas 1942) 1964RR	1	1	1	0	0	0	0	1
Gary Thompson (Wichita St. 1954) 1965-4th	1	2	2	0	0	0	1	0
Harry Miller (Eastern N.M. 1951) 1976	1	0	1	0	0	0	0	0
Gene Smithson (North Central 1961) 1981RR, 85	2	3	2	0	0	0	0	1
Eddie Fogler (North Carolina 1970) 1987, 88	2	0	2	0	0	0	0	0
Mark Turgeon (Kansas 1987) 2006	1	2	1	0	0	0	0	0
TOTAL	8	8	9	0	0	0	1	2
WILLIAMS								
Alex Shaw (Michigan 1932) 1955	1	0	1	0	0	0	0	0
TOTAL	1	0	1	0	0	0	0	0
WINTHROP								
Gregg Marshall (Randolph-Macon 1985) 1999, 2000, 01, 02, 05, 06	6	0	6	0	0	0	0	0
TOTAL	6	0	6	0	0	0	0	0
WISCONSIN								
Harold "Bud" Foster (Wisconsin 1930) 1941-CH, 47RR	2	4	1	1	0	0	0	1
Stu Jackson (Seattle 1978) 1994	1	1	1	0	0	0	0	0
Dick Bennett (Ripon 1965) 1997, 99, 2000-T3d	3	4	3	0	0	1	0	0
Brad Soderberg (Wis.-Stevens Point 1985) 2001	1	0	1	0	0	0	0	0
Bo Ryan (Wilkes 1969) 2002, 03, 04, 05RR, 06, 07	6	8	6	0	0	0	0	1
TOTAL	13	17	12	1	0	1	0	2
WRIGHT ST.								
Ralph Underhill (Tennessee Tech 1964) 1993	1	0	1	0	0	0	0	0
Brad Brownell (DePauw 1991) 2007	1	0	1	0	0	0	0	0
TOTAL	2	0	2	0	0	0	0	0
WYOMING								
Everett Shelton (Phillips 1923) 1941RR, 43-CH, 47RR, 48RR, 49RR, 52RR, 53, 58...	8	4	12	1	0	0	0	5
Bill Strannigan (Wyoming 1941) 1967	1	0	2	0	0	0	0	0
Jim Brandenburg (Colorado St. 1958) 1981, 82, 87	3	4	3	0	0	0	0	0
Benny Dees (Wyoming 1958) 1988	1	0	1	0	0	0	0	0
Steve McClain (Chadron St. 1984) 2002	1	1	1	0	0	0	0	0
TOTAL	14	9	19	1	0	0	0	5
XAVIER								
Jim McCafferty (Loyola (La.) 1942) 1961	1	0	1	0	0	0	0	0
Bob Staak (Connecticut 1971) 1983	1	0	1	0	0	0	0	0
Pete Gillen (Fairfield 1968) 1986, 87, 88, 89, 90, 91, 93	7	5	7	0	0	0	0	0
Skip Prosser (Merchant Marine 1972) 1995, 97, 98, 2001	4	1	4	0	0	0	0	0
Thad Matta (Butler 1990) 2002, 03, 04RR ...	3	5	3	0	0	0	0	1
Sean Miller (Pittsburgh 1992) 2006, 07	2	1	2	0	0	0	0	0
TOTAL	18	12	18	0	0	0	0	1
YALE								
Howard Hobson (Oregon 1926) 1949RR	1	0	2	0	0	0	0	1
Joe Vancisin (Dartmouth 1944) 1957, 62 ...	2	0	2	0	0	0	0	0
TOTAL	3	0	4	0	0	0	0	1

National 3rd-place games did not start until 1946 and ended in 1981; in other years, two teams tied for third and both are listed in this column. RR-Regional runner-up, or one victory from Final Four, thus in the top eight.

NOTES ON TEAMS AND COACHES:

MICHIGAN: Steve Fisher coached Michigan in the 1989 tournament; Bill Freider was the coach during the regular season.
 MISSOURI: Rich Daly coached Missouri in the 1989 tournament due to Norm Stewart's illness; Missouri credits the entire 1989 season to Stewart.
 PRINCETON: J.L. McCandless coached Princeton in the 1961 tournament; Franklin Cappon suffered a heart attack 11 games into the season; Princeton credits the 1961 regular season to Cappon and the postseason to McCandless.
 SEATTLE: Clair Markey coached Seattle in the 1963 tournament due to Vince Cazetta's resignation.

*** TEAMS VACATING NCAA TOURNAMENT ACTION**

Teams	Years	Record	Placing	Conference
Alabama.....	1987	2-1		Southeastern
Arizona.....	1999	0-1		Pacific-10
Arizona St.....	1995	2-1		Pacific-10
Austin Peay.....	1973	1-2		Ohio Valley
California.....	1996	0-1		Pacific-10
Clemson.....	1990	2-1		Atlantic Coast
Connecticut.....	1996	2-1		Big East
DePaul.....	1986-89	6-4		Independent
Florida.....	1987-88	3-2		Southeastern
Fresno St.....	2000	0-1		Western Athletic
Georgia.....	1985, 2002	2-2		Southeastern
Iona.....	1980	1-1		Independent
Kentucky.....	1988	2-1		Southeastern
Long Beach St.....	1971-73	6-3	2 RR	Pacific Coast
La.-Lafayette.....	1972-73	3-3		Southland
Loyola Marymount.....	1980	0-1		West Coast
Marshall.....	1987	0-1		Southern
Maryland.....	1988	1-1		Atlantic Coast
Massachusetts.....	1996	4-1	3d	Atlantic 10
Memphis.....	1982-86	9-5	3d	Metro
Michigan.....	1992-93, 96, 98	10-4	2 2d	Big Ten
Minnesota.....	1972, 94-95, 97	6-4	3d	Big Ten
Missouri.....	1994	3-1	RR	Big Eight
New Mexico St.....	1992-94	3-3		Big West
North Carolina St.....	1987-88	0-2		Atlantic Coast
Ohio St.....	1999-2002	6-4	3d	Big Ten
Oregon St.....	1980-82	2-3	RR	Pacific-10
Purdue.....	1996	1-1		Big Ten
St. John's (N.Y.).....	2002	0-1		Big East
St. Joseph's.....	1961	3-1	3d	Middle Atlantic
Texas Tech.....	1996	2-1		Southwest
UCLA.....	1980, 99	5-2	2d	Pacific-10
Villanova.....	1971	4-1	2d	Independent
Western Ky.....	1971	4-1	3d	Ohio Valley
33 schools.....	61 years	92-63	4 2d, 6 3d, 4 RR	

Official NCAA Records

	Yrs	Won	Lost	CH	2d	3d	4th	RR
Alabama.....	18	18	18	0	0	0	0	0
Arizona.....	24	41	23	1	1	2	0	4
Arizona St.....	11	10	12	0	0	0	0	3
Austin Peay.....	4	1	4	0	0	0	0	0
California.....	13	18	13	1	1	0	1	2
Clemson.....	6	6	6	0	0	0	0	1
Connecticut.....	26	40	25	1	0	0	0	6
DePaul.....	18	15	21	0	0	2	0	1
Florida.....	11	20	10	1	0	1	0	0
Fresno St.....	4	2	4	0	0	0	0	0
Georgia.....	7	5	7	0	0	1	0	0
Iona.....	7	0	7	0	0	0	0	0
Kentucky.....	47	97	42	7	3	3	0	18
Long Beach St.....	4	1	5	0	0	0	0	0
La.-Lafayette.....	7	1	7	0	0	0	0	0
Loyola Marymount.....	4	5	4	0	0	0	0	1
Marshall.....	4	0	4	0	0	0	0	0
Maryland.....	20	34	19	1	0	1	0	2
Massachusetts.....	7	7	7	0	0	0	0	1
Memphis.....	14	13	14	0	1	0	0	2
Michigan.....	16	31	15	1	2	1	0	5
Minnesota.....	5	6	5	0	0	0	0	1
Missouri.....	20	15	20	0	0	0	0	3
New Mexico St.....	13	7	15	0	0	1	0	0
North Carolina St.....	20	32	19	2	0	1	0	3
Ohio St.....	19	32	18	1	3	4	0	3
Oregon St.....	13	10	16	0	0	0	2	4
Purdue.....	19	26	19	0	1	1	0	2
St. John's (N.Y.).....	26	27	28	0	1	1	0	4
St. Joseph's.....	17	15	21	0	0	0	0	2
Texas Tech.....	12	6	13	0	0	0	0	0
UCLA.....	38	85	31	11	1	2	1	4
Villanova.....	26	38	26	1	0	1	0	8
Western Ky.....	18	11	19	0	0	0	0	1

Final Four All-Tournament Teams

(First player listed on each team was the outstanding player in the Final Four)

1939—Not chosen.

1940—Marvin Huffman, Indiana
Howard Engleman, Kansas
Bob Allen, Kansas
Jay McCreary, Indiana
William Menke, Indiana

1941-51—Not chosen.

1952—Clyde Lovellette, Kansas
Bob Zawoluk, St. John's (N.Y.)
John Kerr, Illinois
Ron MacGilvray, St. John's (N.Y.)
Dean Kelley, Kansas

1953—B.H. Born, Kansas
Bob Houbregs, Washington
Bob Leonard, Indiana
Dean Kelley, Kansas
Don Schlundt, Indiana

1954—Tom Gola, La Salle
Chuck Singley, La Salle
Jesse Arnette, Penn St.
Roy Irvin, Southern California
Bob Carney, Bradley

1955—Bill Russell, San Francisco
Tom Gola, La Salle
K.C. Jones, San Francisco
Jim Ranglos, Colorado
Carl Cain, Iowa

1956—Hal Lear, Temple
Bill Russell, San Francisco
Carl Cain, Iowa
Hal Perry, San Francisco
Bill Logan, Iowa

1957—Wilt Chamberlain, Kansas
Len Rosenbluth, North Carolina
John Green, Michigan St.
Gene Brown, San Francisco
Pete Brennan, North Carolina

1958—Elgin Baylor, Seattle
John Cox, Kentucky
Guy Rodgers, Temple
Charley Brown, Seattle
Vern Hatton, Kentucky

1959—Jerry West, West Virginia
Oscar Robertson, Cincinnati
Darrall Imhoff, California
Don Goldstein, Louisville
Denny Fitzpatrick, California

1960—Jerry Lucas, Ohio St.
Oscar Robertson, Cincinnati
Mel Nowell, Ohio St.
Darrall Imhoff, California
Tom Sanders, New York U.

1961—Jerry Lucas, Ohio St.
Bob Wiesenhahn, Cincinnati
Larry Siegfried, Ohio St.
Carl Bouldin, Cincinnati
*Jack Egan, St. Joseph's

1962—Paul Hogue, Cincinnati
Jerry Lucas, Ohio St.
Tom Thacker, Cincinnati
John Havlicek, Ohio St.
Len Chappell, Wake Forest

1963—Art Heyman, Duke
Tom Thacker, Cincinnati
Les Hunter, Loyola (Ill.)
George Wilson, Cincinnati
Ron Bonham, Cincinnati

1964—Walt Hazzard, UCLA
Jeff Mullins, Duke
Bill Buntin, Michigan
Willie Murrell, Kansas St.
Gail Goodrich, UCLA

1965—Bill Bradley, Princeton
Gail Goodrich, UCLA
Cazzie Russell, Michigan
Edgar Lacey, UCLA
Kenny Washington, UCLA

1966—Jerry Chambers, Utah
Pat Riley, Kentucky
Jack Marin, Duke
Louie Dampier, Kentucky
Bobby Joe Hill, UTEP

1967—Lew Alcindor, UCLA
Don May, Dayton
Mike Warren, UCLA
Elvin Hayes, Houston
Lucius Allen, UCLA

1968—Lew Alcindor, UCLA
Lynn Shackelford, UCLA
Mike Warren, UCLA
Lucius Allen, UCLA
Larry Miller, North Carolina

1969—Lew Alcindor, UCLA
Rick Mount, Purdue
Charlie Scott, North Carolina
Willie McCarter, Drake
John Vallely, UCLA

1970—Sidney Wicks, UCLA
Jimmy Collins, New Mexico St.
John Vallely, UCLA
Artis Gilmore, Jacksonville
Curtis Rowe, UCLA

1971—*Howard Porter, Villanova
*Hank Siemjonowski, Villanova
*Jim McDaniels, Western Ky.
Steve Patterson, UCLA
Sidney Wicks, UCLA

1972—Bill Walton, UCLA
Keith Wilkes, UCLA
Bob McAdoo, North Carolina
Jim Price, Louisville
Ron King, Florida St.

1973—Bill Walton, UCLA
Steve Downing, Indiana
Ernie DiGregorio, Providence
Larry Finch, Memphis
Larry Kenon, Memphis

1974—David Thompson, North Carolina St.
Bill Walton, UCLA
Tom Burleson, North Carolina St.
Monte Towe, North Carolina St.
Maurice Lucas, Marquette

1975—Richard Washington, UCLA
Kevin Grevey, Kentucky
Dave Myers, UCLA
Allen Murphy, Louisville
Jim Lee, Syracuse

- 1976**—Kent Benson, Indiana
Scott May, Indiana
Rickey Green, Michigan
Marques Johnson, UCLA
Tom Abernethy, Indiana
- 1977**—Butch Lee, Marquette
Mike O’Koren, North Carolina
Cedric Maxwell, Charlotte
Bo Ellis, Marquette
Walter Davis, North Carolina
Jerome Whitehead, Marquette
- 1978**—Jack Givens, Kentucky
Ron Brewer, Arkansas
Mike Gminski, Duke
Rick Robey, Kentucky
Jim Spanarkel, Duke
- 1979**—Earvin Johnson, Michigan St.
Greg Kelsner, Michigan St.
Larry Bird, Indiana St.
Mark Aguirre, DePaul
Gary Garland, DePaul
- 1980**—Darrell Griffith, Louisville
*Rod Foster, UCLA
Joe Barry Carroll, Purdue
*Kike Vandeweghe, UCLA
Rodney McCray, Louisville
- 1981**—Isiah Thomas, Indiana
Jeff Lamp, Virginia
Jim Thomas, Indiana
Landon Turner, Indiana
Al Wood, North Carolina
- 1982**—James Worthy, North Carolina
Patrick Ewing, Georgetown
Eric Floyd, Georgetown
Michael Jordan, North Carolina
Sam Perkins, North Carolina
- 1983**—Akeem Olajuwon, Houston
Thurl Bailey, North Carolina St.
Sidney Lowe, North Carolina St.
Milt Wagner, Louisville
Dereck Whittenburg, North Carolina St.
- 1984**—Patrick Ewing, Georgetown
Michael Graham, Georgetown
Akeem Olajuwon, Houston
Michael Young, Houston
Alvin Franklin, Houston
- 1985**—Patrick Ewing, Georgetown
Ed Pinckney, Villanova
Dwayne McClain, Villanova
Harold Jensen, Villanova
Gary McLain, Villanova
- 1986**—Pervis Ellison, Louisville
Billy Thompson, Louisville
Johnny Dawkins, Duke
Mark Alarie, Duke
Tommy Amaker, Duke

- 1987**—Keith Smart, Indiana
Sherman Douglas, Syracuse
Derrick Coleman, Syracuse
Armon Gilliam, UNLV
Steve Alford, Indiana
- 1988**—Danny Manning, Kansas
Milt Newton, Kansas
Stacey King, Oklahoma
Dave Sieger, Oklahoma
Sean Elliott, Arizona
- 1989**—Glen Rice, Michigan
Rumeal Robinson, Michigan
Danny Ferry, Duke
Gerald Greene, Seton Hall
John Morton, Seton Hall
- 1990**—Anderson Hunt, UNLV
Stacey Augmon, UNLV
Larry Johnson, UNLV
Phil Henderson, Duke
Dennis Scott, Georgia Tech
- 1991**—Christian Laettner, Duke
Bobby Hurley, Duke
Bill McCaffrey, Duke
Mark Randall, Kansas
Anderson Hunt, UNLV
- 1992**—Bobby Hurley, Duke
Grant Hill, Duke
Christian Laettner, Duke
Jalen Rose, Michigan
Chris Webber, Michigan
- 1993**—Donald Williams, North Carolina
Eric Montross, North Carolina
George Lynch, North Carolina
Chris Webber, Michigan
Jamal Mashburn, Kentucky
- 1994**—Corliss Williamson, Arkansas
Corey Beck, Arkansas
Scotty Thurman, Arkansas
Grant Hill, Duke
Antonio Lang, Duke
- 1995**—Ed O’Bannon, UCLA
Toby Bailey, UCLA
Corliss Williamson, Arkansas
Clint McDaniel, Arkansas
Bryant Reeves, Oklahoma St.
- 1996**—Tony Delk, Kentucky
Ron Mercer, Kentucky
Marcus Camby, Massachusetts
Todd Burgan, Syracuse
John Wallace, Syracuse
- 1997**—Miles Simon, Arizona
Mike Bibby, Arizona
Ron Mercer, Kentucky
Scott Padgett, Kentucky
Bobby Jackson, Minnesota

- 1998**—Jeff Sheppard, Kentucky
Scott Padgett, Kentucky
Arthur Lee, Stanford
Michael Doleac, Utah
Andre Miller, Utah
- 1999**—Richard Hamilton, Connecticut
Khalid El-Amin, Connecticut
Ricky Moore, Connecticut
Elton Brand, Duke
Trajan Langdon, Duke
- 2000**—Mateen Cleaves, Michigan St.
Udonis Haslem, Florida
Charlie Bell, Michigan St.
A.J. Granger, Michigan St.
Morris Peterson, Michigan St.
- 2001**—Shane Battier, Duke
Mike Dunleavy, Duke
Richard Jefferson, Arizona
Jason Williams, Duke
Loren Woods, Arizona
- 2002**—Juan Dixon, Maryland
Lonny Baxter, Maryland
Chris Wilcox, Maryland
Dane Fife, Indiana
Kyle Hornsby, Indiana
- 2003**—Carmelo Anthony, Syracuse
Gerry McNamara, Syracuse
Nick Collison, Kansas
Kirk Hinrich, Kansas
Keith Langford, Kansas
- 2004**—Emeka Okafor, Connecticut
Rashad Anderson, Connecticut
Ben Gordon, Connecticut
Will Bynum, Georgia Tech
Luke Schenscher, Georgia Tech
- 2005**—Sean May, North Carolina
Luther Head, Illinois
Deron Williams, Illinois
Raymond Felton, North Carolina
Rashad McCants, North Carolina
- 2006**—Joakim Noah, Florida
Corey Brewer, Florida
Taurean Green, Florida
Lee Humphrey, Florida
Jordan Farmar, UCLA
- 2007**—Corey Brewer, Florida
Al Horford, Florida
Lee Humphrey, Florida
Mike Conley Jr., Ohio St.
Greg Oden, Ohio St.

*Record later vacated.

National Invitation Tournament Year-by-Year Results

Season	Champion	Score	Runner-Up	Third Place	Fourth Place
1938	Temple	60-36	Colorado	Oklahoma St.	New York U.
1939	Long Island	44-32	Loyola (Ill.)	Bradley	St. John’s (N.Y.)
1940	Colorado	51-40	Duquesne	Oklahoma St.	DePaul
1941	Long Island	56-42	Ohio	CCNY	Seton Hall
1942	West Virginia	47-45	Western Ky.	Creighton	Toledo
1943	St. John’s (N.Y.)	48-27	Toledo	Wash. & Jeff.	Fordham
1944	St. John’s (N.Y.)	47-39	DePaul	Kentucky	Oklahoma St.
1945	DePaul	71-54	Bowling Green	St. John’s (N.Y.)	Rhode Island
1946	Kentucky	46-45	Rhode Island	West Virginia	Muhlenberg
1947	Utah	49-45	Kentucky	North Carolina St.	West Virginia
1948	St. Louis	65-52	New York U.	Western Ky.	DePaul
1949	San Francisco	48-47	Loyola (Ill.)	Bowling Green	Bradley
1950	CCNY	69-61	Bradley	St. John’s (N.Y.)	Duquesne
1951	BYU	62-43	Dayton	St. John’s (N.Y.)	Seton Hall
1952	La Salle	75-64	Dayton	St. Bonaventure	Duquesne
1953	Seton Hall	58-46	St. John’s (N.Y.)	Duquesne	Manhattan
1954	Holy Cross	71-62	Duquesne	Niagara	Western Ky.
1955	Duquesne	70-58	Dayton	Cincinnati	St. Francis (Pa.)
1956	Louisville	93-80	Dayton	St. Joseph’s	St. Francis (N.Y.)
1957	Bradley	84-83	Memphis	Tampa	St. Bonaventure

Season	Champion	Score	Runner-Up	Third Place	Fourth Place
1958	Xavier	78-74 (ot)	Dayton	St. Bonaventure	St. John's (N.Y.)
1959	St. John's (N.Y.)	76-71 (ot)	Bradley	New York U.	Providence
1960	Bradley	88-72	Providence	Utah St.	St. Bonaventure
1961	Providence	62-59	St. Louis	Holy Cross	Dayton
1962	Dayton	73-67	St. John's (N.Y.)	Loyola (Ill.)	Duquesne
1963	Providence	81-66	Canisius	Marquette	Villanova
1964	Bradley	86-54	New Mexico	Army	New York U.
1965	St. John's (N.Y.)	55-51	Villanova	Army	New York U.
1966	BYU	97-84	New York U.	Villanova	Army
1967	Southern Ill.	71-56	Marquette	Rutgers	Marshall
1968	Dayton	61-48	Kansas	Notre Dame	St. Peter's
1969	Temple	89-76	Boston College	Tennessee	Army
1970	Marquette	65-53	St. John's (N.Y.)	Army	LSU
1971	North Carolina	84-66	Georgia Tech	St. Bonaventure	Duke
1972	Maryland	100-69	Niagara	Jacksonville	St. John's (N.Y.)
1973	Virginia Tech	92-91 (ot)	Notre Dame	North Carolina	Alabama
1974	Purdue	87-81	Utah	Boston College	Jacksonville
1975	Princeton	80-69	Providence	Oregon	St. John's (N.Y.)
1976	Kentucky	81-76	Charlotte	North Carolina St.	Providence
1977	St. Bonaventure	94-91	Houston	Villanova	Alabama
1978	Texas	101-93	North Carolina St.	Rutgers	Georgetown
1979	Indiana	53-52	Purdue	Alabama	Ohio St.
1980	Virginia	58-55	Minnesota	Illinois	UNLV
1981	Tulsa	86-84 (ot)	Syracuse	Purdue	West Virginia
1982	Bradley	67-58	Purdue	+ Georgia	+ Oklahoma
1983	Fresno St.	69-60	DePaul	+ Nebraska	+ Wake Forest
1984	Michigan	83-63	Notre Dame	Virginia Tech	La.-Lafayette
1985	UCLA	65-62	Indiana	Tennessee	Louisville
1986	Ohio St.	73-63	Wyoming	Louisiana Tech	Florida
1987	Southern Miss.	84-80	La Salle	Nebraska	Ark.-Little Rock
1988	Connecticut	72-67	Ohio St.	Colorado St.	Boston College
1989	St. John's (N.Y.)	73-65	St. Louis	UAB	Michigan St.
1990	Vanderbilt	74-72	St. Louis	Penn St.	New Mexico
1991	Stanford	78-72	Oklahoma	Colorado	Massachusetts
1992	Virginia	81-76	Notre Dame	Utah	Florida
1993	Minnesota	92-61	Georgetown	UAB	Providence
1994	Villanova	80-73	Vanderbilt	Siena	Kansas St.
1995	Virginia Tech	65-64 (ot)	Marquette	Penn St.	Canisius
1996	Nebraska	60-56	St. Joseph's	Tulane	Alabama
1997	Michigan	82-73	Florida St.	Connecticut	Arkansas
1998	Minnesota	79-72	Penn St.	Georgia	Fresno St.
1999	California	61-60	Clemson	Xavier	Oregon
2000	Wake Forest	71-61	Notre Dame	Penn St.	North Carolina St.
2001	Tulsa	79-60	Alabama	Memphis	Detroit
2002	Memphis	72-62	South Carolina	Syracuse	Temple
2003	St. John's (N.Y.)	70-67	Georgetown	Minnesota	Texas Tech
2004	Michigan	62-55	Rutgers	+ Iowa St.	+ Oregon
2005	South Carolina	60-57	St. Joseph's	+ Maryland	+ Memphis
2006	South Carolina	76-64	Michigan	+ Louisville	+ Old Dominion
2007	West Virginia	78-73	Clemson	+ Air Force	+ Mississippi St.

+tied for third place

POSTSEASON CHARITY GAME

During World War II, the American Red Cross sponsored a basketball game to raise money for the war effort. The game featured that year's NCAA champion versus the NIT champion.

Season	Winner	Score	Loser	Site
1943	Wyoming (NCAA champion)	52-47 (ot)	St. John's (N.Y.) (NIT champion)	New York
1944	Utah (NCAA champion)	43-36	St. John's (N.Y.) (NIT champion)	New York
1945	Oklahoma St. (NCAA champion)	52-44	DePaul (NIT champion)	New York

NABC All-Star Game Results

Season	Winner	Score	MVP	Winning Coach	Losing Coach	Attendance
1963	East	77-70	Art Heyman, Duke	Harold Anderson	Cliff Wells	9,000
1964	West	79-78	Willie Murrell, Kansas St.	Slats Gill	Jack Gardner	9,700
1965	West	87-74	Gail Goodrich, UCLA	Doggie Julian	Joe Lapchick	7,000
1966	East	126-99	Cazzie Russell, Michigan	Taps Gallagher	Forrest Twogood	8,000
1967	East	102-93	Sonny Dove, St. John's (N.Y.)	Ben Carnevale	Everest Shelton	7,300
1968	West	95-88	Pete Maravich, LSU	Phog Allen & Tex Winter	Art Schabinger & John Bach	14,500
1969	East	104-80	Neal Walk, Florida	Tony Hinkle	Branch McCracken	6,100
1970	East	116-102	Charlie Scott, North Carolina	Nat Holman	Bud Foster	14,756
1971	East	106-104 (ot)	Jim McDaniels, Western Ky.	Dutch Lonborg	Vadal Peterson	13,178
1972	East	96-91 (ot)	Billy Shepard, Butler	Howard Hobson	Hank Iba	7,856
1973	West	98-94	Jim Brewer, Minnesota	Stan Watts	Adolph Rupp	8,609
1974	East	105-85	Marvin Barnes, Providence	Harry Litwack	John Hyder	8,396
1975	West	110-89	Gus Williams, Southern California	Bruce Drake	Eddie Hickey	NA
1976	West	101-98	Chuckie Williams, Kansas St.	Marv Harshman	Dean Smith	5,951
1977	East	114-93	Ernie Grunfeld, Tennessee	Bob Knight	Johnny Orr	6,537
1978	East	93-87	Butch Lee, Marquette	Frank McGuire	Al McGuire	4,275
1979	East	114-109	Greg Deane, Utah	Joe B. Hall	Bill Foster	7,472
1980	East	88-79	Mike O'Koren, North Carolina	Bill Hodges	Jud Heathcote	7,600
1981	West	99-97	Danny Ainge, BYU	Larry Brown	Denny Crum	3,116
1982	West	102-68	Ricky Frazier, Missouri	Dale Brown	Bob Knight	3,965
1983	West	99-94	Darrell Walker, Arkansas	John Thompson	Dean Smith	4,178
1984	West	111-77	Fred Reynolds, UTEP	Marv Harshman	Jim Valvano	4,126
1985	West	97-90	Lorenzo Charles, North Carolina St.	Guy Lewis	Joe B. Hall	10,464
1986	West	94-92	David Wingate, Georgetown	David Robinson, Navy	Rollie Massimino	7,009
1987	West	92-91	David Rivers, Notre Dame	David Robinson, Navy	Denny Crum	8,041
1988	East	97-91	David Rivers, Notre Dame	Jim Boeheim	Jerry Tarkanian	8,528
1989	West	150-111	Tim Hardaway, UTEP	Lute Olson	Billy Tubbs	7,541
1990	East	127-126	Travis Mays, Texas	P.J. Carlesimo	Steve Fisher	7,161
1991	West	122-113	Jimmy Oliver, Purdue	Nolan Richardson	Bobby Cremins	8,000
1992	West	117-93	Doug Christie, Pepperdine	Roy Williams	Clem Haskins	10,344
1993	West	104-95	Ervin Johnson, New Orleans	Bob Huggins	Mike Krzyzewski	6,604
1994	East	77-73	Charlie Ward, Florida St.	Clarence "Bighouse" Gaines	Guy Lewis	6,500
1995	West	117-88	Fred Hoiberg, Iowa St.	Lute Olson	Lon Kruger	7,900
1996	East	99-92	Danetri Hill, Florida	Eddie Sutton	Jim Harrick	5,500
1997	East	105-94	James Collins, Florida St.	Jim Boeheim	Norm Stewart	6,019
1998	East	102-89	Felipe Lopez, St. John's (N.Y.)	Clem Haskins	Steve Lavin	8,998
1999	West	93-86	Doug Swenson, Creighton	Rick Majerus	Tubby Smith	6,753

Year	Score NABC-Opp.	NABC MVP	NABC Coach	Opponent	Attendance		
2000	80-82	Kenyon Jones, San Francisco	Jim Calhoun	Harlem Globetrotters	8,000		
2001	63-75	Kyle Hill, Eastern Mich.	Gene Keady	Harlem Globetrotters	15,253		
2002	86-76	Tony Akins, Georgia Tech	Tom Izzo	Harlem Globetrotters	8,758		
2003	85-87 (ot)	Dahntay Jones, Duke	Gary Williams	Harlem Globetrotters	14,844		
2004	72-88	David Hawkins, Temple	Jim Boeheim	Harlem Globetrotters	11,637		
2005	73-68	Chuck Hayes, Kentucky	Jim Calhoun	Harlem Globetrotters	13,000		
2006	87-83	Bobby Jones, Washington	Bruce Weber	Harlem Globetrotters	10,921		
Season	Winner	Score	American Team MVP	National Team MVP	American Coach	National Coach	Attendance
2007	National	128-100	Justin Doellman, Xavier	Torrell Martin, Winthrop	John Brady	Jim Larranaga	3,800

Game Sites: 1963-67—Lexington, Kentucky; 1968-70—Indianapolis, Indiana; 1971-74—Dayton, Ohio; 1975-77—Tulsa, Ok.; 1978-present—same city as the NCAA Final Four.

All-Time Results

1939 First Round: Villanova 42, Brown 30; Ohio St. 64, Wake Forest 52; Oklahoma 50, Utah St. 39; Oregon 56, Texas 41. **Regional Third Place:** Utah St. 51, Texas 49. **Semifinals:** Ohio St. 53, Villanova 36; Oregon 55, Oklahoma 37. **Championship:** Oregon 46, Ohio St. 33.

1940 First Round: Kansas 50, Rice 44; Southern California 38, Colorado 32; Duquesne 30, Western Ky. 29; Indiana 48, Springfield 24. **Regional Third Place:** Rice 60, Colorado 56 (ot). **Semifinals:** Kansas 43, Southern California 42; Indiana 39, Duquesne 30. **Championship:** Indiana 60, Kansas 42.

1941 First Round: Wisconsin 51, Dartmouth 50; Pittsburgh 26, North Carolina 20; Washington St. 48, Creighton 39; Arkansas 52, Wyoming 40. **Regional Third Place:** Dartmouth 60, North Carolina 59; Creighton 45, Wyoming 44. **Semifinals:** Wisconsin 36, Pittsburgh 30; Washington St. 64, Arkansas 53. **Championship:** Wisconsin 39, Washington St. 34.

1942 First Round: Dartmouth 44, Penn St. 39; Kentucky 46, Illinois 44; Stanford 53, Rice 47; Colorado 46, Kansas 44. **Regional Third Place:** Penn St. 41, Illinois 34; Kansas 55, Rice 53. **Semifinals:** Dartmouth 47, Kentucky 28; Stanford 46, Colorado 35. **Championship:** Stanford 53, Dartmouth 38.

1943 First Round: Georgetown 55, New York U. 36; DePaul 46, Dartmouth 35; Texas 59, Washington 55; Wyoming 53, Oklahoma 50. **Regional Third Place:** Dartmouth 51, New York U. 49; Oklahoma 48, Washington 43. **Semifinals:** Georgetown 53, DePaul 49; Wyoming 58, Texas 54. **Championship:** Wyoming 46, Georgetown 34.

1944 First Round: Dartmouth 63, Catholic 38; Ohio St. 57, Temple 47; Iowa St. 44, Pepperdine 39; Utah 45, Missouri 35. **Regional Third Place:** Temple 55, Catholic 35; Missouri 61, Pepperdine 46. **Semifinals:** Dartmouth 60, Ohio St. 53; Utah 40, Iowa St. 31. **Championship:** Utah 42, Dartmouth 40 (ot).

1945 First Round: New York U. 59, Tufts 44; Ohio St. 45, Kentucky 37; Arkansas 79, Oregon 76; Oklahoma St. 62, Utah 37. **Regional Third Place:** Kentucky 66, Tufts 56; Oregon 69, Utah 66. **Semifinals:** New York U. 70, Ohio St. 65 (ot); Oklahoma St. 68, Arkansas 41. **Championship:** Oklahoma St. 49, New York U. 45.

1946 First Round: Ohio St. 46, Harvard 38; North Carolina 57, New York U. 49; Oklahoma St. 44, Baylor 29; California 50, Colorado 44. **Regional Third Place:** New York U. 67, Harvard 61; Colorado 59, Baylor 44. **Semifinals:** North Carolina 60, Ohio St. 57 (ot); Oklahoma St. 52, California 35. **Third Place:** Ohio St. 63, California 45. **Championship:** Oklahoma St. 43, North Carolina 40.

1947 First Round: Holy Cross 55, Navy 47; CCNY 70, Wisconsin 56; Texas 42, Wyoming 40; Oklahoma 56, Oregon St. 54. **Regional Third Place:** Wisconsin 50, Navy 49; Oregon St. 63, Wyoming 46. **Semifinals:** Holy Cross 60, CCNY 45; Oklahoma 55, Texas 54. **Third Place:** Texas 54, CCNY 50. **Championship:** Holy Cross 58, Oklahoma 47.

1948 First Round: Kentucky 76, Columbia 53; Holy Cross 63, Michigan 45; Kansas St. 58, Wyoming 48; Baylor 64, Washington 62. **Regional Third Place:** Michigan 66, Columbia 49; Washington 57, Wyoming 47. **Semifinals:** Kentucky 60, Holy Cross 52; Baylor 60, Kansas St. 52. **Third Place:** Holy Cross 60, Kansas St. 54. **Championship:** Kentucky 58, Baylor 42.

1949 First Round: Illinois 71, Yale 67; Kentucky 85, Villanova 72; Oklahoma St. 40, Wyoming 39; Oregon St. 56, Arkansas 38. **Regional Third Place:** Villanova 78, Yale 67; Arkansas 61, Wyoming 48. **Semifinals:** Kentucky 76, Illinois 47; Oklahoma St. 55, Oregon St. 30. **Third Place:** Illinois 57, Oregon St. 53. **Championship:** Kentucky 46, Oklahoma St. 36.

1950 First Round: CCNY 56, Ohio St. 55; North Carolina St. 87, Holy Cross 74; Baylor 56, BYU 55; Bradley 73, UCLA 59. **Regional Third Place:** Ohio St. 72, Holy Cross 52; BYU 83, UCLA 62. **Semifinals:** CCNY 78, North Carolina St. 73; Bradley 68, Baylor 66. **Third Place:** North Carolina St. 53, Baylor 41. **Championship:** CCNY 71, Bradley 68.

1951 First Round: North Carolina St. 67, Villanova 62; Illinois 79, Columbia 71; St. John's (N.Y.) 63, Connecticut 52; Kentucky 79, Louisville 68; Washington 62, Texas A&M 40; Oklahoma St. 50, Montana St. 46; BYU 68, San Jose St. 61; Kansas St. 61, Arizona 59. **Second Round:** Illinois 84, North Carolina St. 70; Kentucky 59, St. John's (N.Y.) 43; Oklahoma St. 61, Washington 57; Kansas St. 64, BYU 54. **Regional Third Place:** St. John's (N.Y.) 71, North Carolina St. 59; Washington 80, BYU 67. **Semifinals:** Kentucky 76, Illinois 74; Kansas St.

68, Oklahoma St. 44. **Third Place:** Illinois 61, Oklahoma St. 46. **Championship:** Kentucky 68, Kansas St. 58.

1952 First Round: Kentucky 82, Penn St. 54; St. John's (N.Y.) 60, North Carolina St. 49; Illinois 80, Dayton 61; Duquesne 60, Princeton 49; Kansas 68, TCU 64; St. Louis 62, New Mexico St. 53; Santa Clara 68, UCLA 59; Wyoming 54, Oklahoma City 48. **Regional Third Place:** North Carolina St. 69, Penn St. 60; Dayton 77, Princeton 61; TCU 61, New Mexico St. 44; Oklahoma City 55, UCLA 53. **Regional Championships:** St. John's (N.Y.) 64, Kentucky 57; Illinois 74, Duquesne 68; Kansas 74, St. Louis 55; Santa Clara 56, Wyoming 53. **Semifinals:** St. John's (N.Y.) 61, Illinois 59; Kansas 74, Santa Clara 55. **Third Place:** Illinois 67, Santa Clara 64. **Championship:** Kansas 80, St. John's (N.Y.) 63.

1953 First Round: Notre Dame 72, Eastern Ky. 57; DePaul 74, Miami (Ohio) 72; Holy Cross 87, Navy 74; Lebanon Valley 80, Fordham 67; Seattle 88, Idaho St. 77; Santa Clara 81, Hardin-Simmons 56. **Second Round:** Notre Dame 69, Penn 57; Indiana 82, DePaul 80; Holy Cross 79, Wake Forest 71; LSU 89, Lebanon Valley 76; Kansas 73, Oklahoma City 65; Oklahoma St. 71, TCU 54; Washington 92, Seattle 70; Santa Clara 67, Wyoming 52. **Regional Third Place:** Penn 90, DePaul 70; Wake Forest 91, Lebanon Valley 71; TCU 58, Oklahoma City 56; Seattle 80, Wyoming 64. **Regional Championships:** Indiana 79, Notre Dame 66; LSU 81, Holy Cross 73; Kansas 61, Oklahoma St. 55; Washington 74, Santa Clara 62. **Semifinals:** Indiana 80, LSU 67; Kansas 79, Washington 53. **Third Place:** Washington 88, LSU 69. **Championship:** Indiana 69, Kansas 68.

1954 First Round: La Salle 76, Fordham 74; North Carolina St. 75, George Washington 73; Navy 85, Connecticut 80; Notre Dame 80, Loyola (La.) 70; Penn St. 62, Toledo 50; Bradley 61, Oklahoma City 55; Idaho St. 77, Seattle 75 (ot); Santa Clara 73, Texas Tech 64. **Second Round:** La Salle 88, North Carolina St. 81; Navy 69, Cornell 67; Penn St. 78, LSU 70; Notre Dame 65, Indiana 64; Bradley 76, Colorado 64; Oklahoma St. 51, Rice 45; Southern California 73, Idaho St. 59; Santa Clara 73, Colorado St. 50. **Regional Third Place:** North Carolina St. 65, Cornell 54; Indiana 73, LSU 62; Rice 78, Colorado 55; Idaho St. 62, Colorado St. 57. **Regional Championships:** La Salle 64, Navy 48; Penn St. 71, Notre Dame 63; Bradley 71, Oklahoma St. 57; Southern California 66, Santa Clara 65 (2 ot). **Semifinals:** La Salle 69, Penn St. 54; Bradley 74, Southern California 72. **Third Place:** Penn St. 70, Southern California 61. **Championship:** La Salle 92, Bradley 76.

1955 First Round: Marquette 90, Miami (Ohio) 79; Penn St. 59, Memphis 55; La Salle 95, West Virginia 61; Villanova 74, Duke 73; Canisius 73, Williams 60; Bradley 69, Oklahoma City 65; Seattle 80, Idaho St. 63; San Francisco 89, West Tex. A&M 66. **Second Round:** Marquette 79, Kentucky 71; Iowa 82, Penn St. 53; La Salle 73, Princeton 46; Canisius 73, Villanova 71; Bradley 81, SMU 79; Colorado 69, Tulsa 59; Oregon St. 83, Seattle 71; San Francisco 78, Utah 59. **Regional Third Place:** Villanova 64, Princeton 57; Kentucky 84, Penn St. 59; Tulsa 68, SMU 67; Utah 108, Seattle 85. **Regional Championships:** La Salle 99, Canisius 64; Iowa 86, Marquette 81; Colorado 93, Bradley 81; San Francisco 57, Oregon St. 56. **Semifinals:** La Salle 76, Iowa 73; San Francisco 62, Colorado 50. **Third Place:** Colorado 75, Iowa 54. **Championship:** San Francisco 77, La Salle 63.

1956 First Round: Connecticut 84, Manhattan 75; Temple 74, Holy Cross 72; Dartmouth 61, West Virginia 59 (ot); Canisius 79, North Carolina St. 78 (4 ot); Wayne St. (Mich.) 72, DePaul 63; Morehead St. 107, Marshall 92; Seattle 68, Idaho St. 66; SMU 68, Texas Tech 67; Oklahoma City 97, Memphis 81. **Second Round:** Iowa 97, Morehead St. 83; Temple 65, Connecticut 59; Kentucky 84, Wayne St. (Mich.) 64; Canisius 66, Dartmouth 58; San Francisco 72, UCLA 61; Utah 81, Seattle 72; SMU 89, Houston 74; Oklahoma City 97, Kansas St. 93. **Regional Third Place:** Morehead St. 95, Wayne St. (Mich.) 84; Dartmouth 85, Connecticut 64; UCLA 94, Seattle 70; Kansas St. 89, Houston 70. **Regional Championships:** Temple 60, Canisius 58; Iowa 89, Kentucky 77; San Francisco 92, Utah 77; SMU 84, Oklahoma City 63. **Semifinals:** Iowa 83, Temple 76; San Francisco 86, SMU 68. **Third Place:** Temple 90, SMU 81. **Championship:** San Francisco 83, Iowa 71.

1957 First Round: Syracuse 82, Connecticut 76; Canisius 64, West Virginia 56; North Carolina 90, Yale 74; Pittsburgh 86, Morehead St. 85; Notre Dame 89, Miami (Ohio) 77; Oklahoma City 76, Loyola (La.) 55; Idaho St. 68, Hardin-Simmons 57. **Second Round:** Syracuse 75, Lafayette 71; North Carolina 87, Canisius 75; Kentucky 98, Pittsburgh 92; Michigan St. 85, Notre Dame 83; Kansas 73, SMU 65 (ot); Oklahoma City 75, St. Louis 66; San Francisco 66, Idaho St.

51; California 86, BYU 59. **Regional Third Place:** Canisius 82, Lafayette 76; Notre Dame 86, Pittsburgh 85; SMU 78, St. Louis 68; BYU 65, Idaho St. 54. **Regional Championships:** North Carolina 67, Syracuse 58; Michigan St. 80, Kentucky 68; Kansas 81, Oklahoma City 61; San Francisco 50, California 46. **Semifinals:** North Carolina 74, Michigan St. 70 (3 ot); Kansas 80, San Francisco 56. **Third Place:** San Francisco 67, Michigan St. 60. **Championship:** North Carolina 54, Kansas 53 (3 ot).

1958 First Round: Dartmouth 75, Connecticut 64; Manhattan 89, West Virginia 84; Maryland 86, Boston College 63; Miami (Ohio) 82, Pittsburgh 77; Notre Dame 94, Tennessee Tech 61; Oklahoma St. 59, Loyola (La.) 42; Idaho St. 72, Arizona St. 68; Seattle 88, Wyoming 51. **Second Round:** Dartmouth 79, Manhattan 62; Temple 71, Maryland 67; Notre Dame 94, Indiana 87; Kentucky 94, Miami (Ohio) 70; Oklahoma St. 65, Arkansas 40; Kansas St. 83, Cincinnati 80 (ot); California 54, Idaho St. 43; Seattle 69, San Francisco 67. **Regional Third Place:** Maryland 59, Manhattan 55; Indiana 98, Miami (Ohio) 91; Cincinnati 97, Arkansas 62; San Francisco 57, Idaho St. 51. **Regional Championships:** Temple 69, Dartmouth 50; Kentucky 89, Notre Dame 56; Kansas St. 69, Oklahoma St. 57; Seattle 66, California 62 (ot). **Semifinals:** Kentucky 61, Temple 60; Seattle 73, Kansas St. 51. **Third Place:** Temple 67, Kansas St. 57. **Championship:** Kentucky 84, Seattle 72.

1959 First Round: West Virginia 82, Dartmouth 68; Boston U. 60, Connecticut 58; Navy 76, North Carolina 63; Louisville 77, Eastern Ky. 63; Marquette 89, Bowling Green 71; DePaul 57, Portland 56; Idaho St. 62, New Mexico St. 61. **Second Round:** West Virginia 95, St. Joseph's 92; Boston U. 62, Navy 55; Louisville 76, Kentucky 61; Michigan 77, TCU 73; St. Mary's (Cal.) 80, Idaho St. 71; California 71, Utah 53. **Regional Third Place:** Kentucky 98, Marquette 69; Navy 70, St. Joseph's 56; TCU 71, DePaul 65; Idaho St. 71, Utah 65. **Regional Championships:** West Virginia 86, Boston U. 82; Louisville 88, Michigan St. 81; Cincinnati 85, Kansas St. 75; California 66, St. Mary's (Cal.) 46. **Semifinals:** West Virginia 94, Louisville 79; California 64, Cincinnati 58. **Third Place:** Cincinnati 98, Louisville 85. **Championship:** California 71, West Virginia 70.

1960 First Round: Duke 84, Princeton 60; West Virginia 94, Navy 86; New York U. 78, Connecticut 59; Ohio 74, Notre Dame 66; Western Ky. 107, Miami (Fla.) 84; California 71, Idaho St. 44; Oregon 68, New Mexico St. 60; Utah 80, Southern California 73; DePaul 69, Air Force 63. **Second Round:** Duke 58, St. Joseph's 56; New York U. 82, West Virginia 81 (ot); Georgia Tech 57, Ohio 54; Ohio St. 98, Western Ky. 79; Kansas 90, Texas 81; Cincinnati 99, DePaul 59; California 69, Santa Clara 49; Oregon 65, Utah 54. **Regional Third Place:** West Virginia 106, St. Joseph's 100; Western Ky. 97, Ohio 87; Utah 89, Santa Clara 81; DePaul 67, Texas 61. **Regional Championships:** New York U. 74, Duke 59; Ohio St. 86, Georgia Tech 69; Cincinnati 82, Kansas 71; California 70, Oregon 49. **Semifinals:** Ohio St. 76, New York U. 54; California 77, Cincinnati 69. **Third Place:** Cincinnati 95, New York U. 71. **Championship:** Ohio St. 75, California 55.

1961 First Round: Princeton 84, George Washington 67; St. Bonaventure 86, Rhode Island 76; Wake Forest 97, St. John's (N.Y.) 74; Louisville 76, Ohio 70; Morehead St. 71, Xavier 66; Houston 77, Marquette 61; Arizona St. 72, Seattle 70; Southern California 81, Oregon 79. **Second Round:** *St. Joseph's 72, Princeton 67; Wake Forest 78, St. Bonaventure 73; Ohio St. 56, Louisville 55; Kentucky 71, Morehead St. 64; Cincinnati 78, Texas Tech 55; Kansas St. 75, Houston 64; Utah 91, Loyola Marymount 75; Arizona St. 86, Southern California 71. **Regional Third Place:** St. Bonaventure 85, Princeton 67; Louisville 83, Morehead St. 61; Loyola Marymount 69, Southern California 67; Texas Tech 69, Houston 67. **Regional Championships:** *St. Joseph's 96, Wake Forest 86; Ohio St. 87, Kentucky 74; Cincinnati 69, Kansas St. 64; Utah 88, Arizona St. 80. **Semifinals:** Ohio St. 95, *St. Joseph's 69; Cincinnati 82, Utah 67. **Third Place:** *St. Joseph's 127, Utah 120 (4 ot). **Championship:** Cincinnati 70, Ohio St. 65 (ot).

**St. Joseph's participation in 1961 tournament vacated.*

1962 First Round: Wake Forest 92, Yale 82 (ot); New York U. 70, Massachusetts 50; Villanova 90, West Virginia 75; Butler 56, Bowling Green 55; Western Ky. 90, Detroit 81; Texas Tech 68, Air Force 66; Creighton 87, Memphis 83; Oregon St. 69, Seattle 65 (ot); Utah St. 78, Arizona St. 73. **Second Round:** Wake Forest 96, St. Joseph's 85 (ot); Villanova 79, New York U. 76; Kentucky 81, Butler 60; Ohio St. 93, Western Ky. 73; Colorado 67, Texas Tech 60; Cincinnati 66, Creighton 46; Oregon St. 69, Pepperdine 67; UCLA

73, Utah St. 62. **Regional Third Place:** New York U. 94, St. Joseph's 85; Butler 87, Western Ky. 86 (ot); Creighton 63, Texas Tech 61; Pepperdine 75, Utah St. 71. **Regional Championships:** Wake Forest 79, Villanova 69; Ohio St. 74, Kentucky 64; Cincinnati 73, Colorado 46; UCLA 88, Oregon St. 69. **Semifinals:** Ohio St. 84, Wake Forest 68; Cincinnati 72, UCLA 70. **Third Place:** Wake Forest 82, UCLA 80. **Championship:** Cincinnati 71, Ohio St. 59.

1963 First Round: New York U. 93, Pittsburgh 83; West Virginia 77, Connecticut 71; St. Joseph's 82, Princeton 81; Bowling Green 77, Notre Dame 72; Loyola (Ill.) 111, Tennessee Tech 42; Oklahoma City 70, Colorado St. 67; Texas 65, UTEP 47; Arizona St. 79, Utah St. 75 (ot); Oregon St. 70, Seattle 66. **Second Round:** Duke 81, New York U. 76; St. Joseph's 97, West Virginia 88; Illinois 70, Bowling Green 67; Loyola (Ill.) 61, Mississippi St. 51; Colorado 78, Oklahoma City 72; Cincinnati 73, Texas 68; Arizona St. 93, UCLA 79; Oregon St. 65, San Francisco 61. **Regional Third Place:** Mississippi St. 65, Bowling Green 60; West Virginia 83, New York U. 73; Texas 90, Oklahoma City 83; San Francisco 76, UCLA 75. **Regional Championships:** Duke 73, St. Joseph's 59; Loyola (Ill.) 79, Illinois 64; Cincinnati 67, Colorado 60; Oregon St. 83, Arizona St. 65. **Semifinals:** Loyola (Ill.) 94, Duke 75; Cincinnati 80, Oregon St. 46. **Third Place:** Duke 85, Oregon St. 63. **Championship:** Loyola (Ill.) 60, Cincinnati 58 (ot).

1964 First Round: Villanova 77, Providence 66; Connecticut 53, Temple 48; Princeton 86, VMI 60; Ohio 71, Louisville 69; Loyola (Ill.) 101, Murray St. 91; Creighton 89, Oklahoma City 78; UTEP 68, Texas A&M 62; Seattle 61, Oregon St. 57; Utah St. 92, Arizona St. 90. **Second Round:** Duke 87, Villanova 73; Connecticut 52, Princeton 50; Ohio 85, Kentucky 69; Michigan 84, Loyola (Ill.) 80; Wichita St. 84, Creighton 68; Kansas St. 64, UTEP 60; UCLA 95, Seattle 90; San Francisco 64, Utah St. 58. **Regional Third Place:** Villanova 74, Princeton 62; Loyola (Ill.) 100, Kentucky 91; UTEP 63, Creighton 52; Seattle 88, Utah St. 78. **Regional Championships:** Duke 101, Connecticut 54; Michigan 69, Ohio 57; Kansas St. 94, Wichita St. 86; UCLA 76, San Francisco 72. **Semifinals:** Duke 91, Michigan 80; UCLA 90, Kansas St. 84. **Third Place:** Michigan 100, Kansas St. 90. **Championship:** UCLA 98, Duke 83.

1965 First Round: Princeton 60, Penn St. 58; St. Joseph's 67, Connecticut 61; Providence 91, West Virginia 67; DePaul 99, Eastern Ky. 52; Dayton 66, Ohio 65; Houston 99, Notre Dame 98; Oklahoma City 70, Colorado St. 68. **Second Round:** Princeton 66, North Carolina St. 48; Providence 81, St. Joseph's 73 (ot); Vanderbilt 83, DePaul 78 (ot); Michigan 98, Dayton 71; Wichita St. 86, SMU 81; Oklahoma St. 75, Houston 60; UCLA 100, BYU 76; San Francisco 91, Oklahoma City 67. **Regional Third Place:** North Carolina St. 103, St. Joseph's 81; Dayton 75, DePaul 69; SMU 89, Houston 87; Oklahoma City 112, BYU 102. **Regional Championships:** Princeton 109, Providence 69; Michigan 87, Vanderbilt 85; Wichita St. 54, Oklahoma St. 46; UCLA 101, San Francisco 93. **Semifinals:** Michigan 93, Princeton 76; UCLA 108, Wichita St. 89. **Third Place:** Princeton 118, Wichita St. 82. **Championship:** UCLA 91, Michigan 80.

1966 First Round: St. Joseph's 65, Providence 48; Davidson 95, Rhode Island 65; Dayton 58, Miami (Ohio) 51; Western Ky. 105, Loyola (Ill.) 86; UTEP 89, Oklahoma City 74; Houston 82, Colorado St. 76. **Second Round:** Duke 76, St. Joseph's 74; Syracuse 94, Davidson 78; Kentucky 86, Dayton 79; Michigan 80, Western Ky. 79; UTEP 78, Cincinnati 76 (ot); Kansas 76, SMU 70; Oregon St. 63, Houston 60; Utah 83, Pacific 74. **Regional Third Place:** St. Joseph's 92, Davidson 76; Western Ky. 82, Dayton 62; SMU 89, Cincinnati 84; Houston 102, Pacific 91. **Regional Championships:** Duke 91, Syracuse 81; Kentucky 84, Michigan 77; UTEP 81, Kansas 80 (2 ot); Utah 70, Oregon St. 64. **Semifinals:** Kentucky 83, Duke 79; UTEP 85, Utah 78. **Third Place:** Duke 79, Utah 77. **Championship:** UTEP 72, Kentucky 65.

1967 First Round: Princeton 68, West Virginia 57; St. John's (N.Y.) 57, Temple 53; Boston College 48, Connecticut 42; Dayton 69, Western Ky. 67 (ot); Virginia Tech 82, Toledo 76; Houston 59, New Mexico St. 58; UTEP 62, Seattle 54. **Second Round:** North Carolina 78, Princeton 70 (ot); Boston College 63, St. John's (N.Y.) 62; Dayton 53, Tennessee 52; Virginia Tech 79, Indiana 70; Houston 66, Kansas 53; SMU 83, Louisville 81; Pacific 72, UTEP 63; UCLA 109, Wyoming 60. **Regional Third Place:** Princeton 78, St. John's (N.Y.) 58; Indiana 51, Tennessee 44; Kansas 70, Louisville 68; UTEP 69, Wyoming 67. **Regional Championships:** North Carolina 96, Boston College 80; Dayton 71, Virginia Tech 66 (ot); Houston 83, SMU 75; UCLA 80, Pacific 64. **Semifinals:** Dayton 76, North Carolina 62; UCLA 73, Houston 58. **Third Place:** Houston 84, North Carolina 62. **Championship:** UCLA 79, Dayton 64.

1968 First Round: St. Bonaventure 102, Boston College 93; Columbia 83, La Salle 69; Davidson 79, St. John's (N.Y.) 70; Marquette 72, Bowling Green 71; East Tenn. St. 79, Florida St. 69; Houston 94, Loyola (Ill.) 76; New Mexico St. 68, Weber St. 57. **Second Round:** North Carolina 91, St. Bonaventure 72; Davidson 61, Columbia 59 (ot); Kentucky 107, Marquette 89; Ohio St. 79, East Tenn. St. 72; Houston 91, Louisville 75; TCU 77, Kansas St. 72; UCLA 58, New Mexico St. 49; Santa Clara 86, New Mexico 73. **Regional Third Place:** Columbia 95, St. Bonaventure 75; Marquette 69, East Tenn. St. 57; Louisville 93, Kansas St. 63; New Mexico St. 62, New Mexico 58. **Regional Championships:** North Carolina 70, Davidson 66; Ohio St. 82, Kentucky 81; Houston 103, TCU 68; UCLA 87, Santa Clara 66. **Semifinals:** North Carolina 80, Ohio St. 66; UCLA 101, Houston 69. **Third Place:** Ohio St. 89, Houston 85. **Championship:** UCLA 78, North Carolina 55.

1969 First Round: Duquesne 74, St. Joseph's 52; Davidson 75, Villanova 61; St. John's (N.Y.) 72, Princeton 63; Marquette 82, Murray St. 62; Miami (Ohio) 63, Notre Dame 60; Texas A&M 81, Trinity (Tex.) 66; Colorado St. 52, Dayton 50; New Mexico St. 74, BYU 62; Weber St. 75, Seattle 73. **Second Round:** North Carolina 79, Duquesne 78; Davidson 79, St. John's (N.Y.) 69; Marquette 81, Kentucky 74; Purdue 91, Miami (Ohio) 71; Drake 81, Texas A&M 63; Colorado St. 64, Colorado 56; UCLA 53, New Mexico St. 38; Santa Clara 63, Weber St. 59. **Regional Third Place:** Duquesne 75, St. John's (N.Y.) 72; Kentucky 72, Miami (Ohio) 71; Colorado 97, Texas A&M 82; Weber St. 58, New Mexico St. 56. **Regional Championships:** North Carolina 87, Davidson 85; Purdue 75, Marquette 73 (ot); Drake 84, Colorado St. 77; UCLA 90, Santa Clara 52. **Semifinals:** Purdue 92, North Carolina 65; UCLA 85, Drake 82. **Third Place:** Drake 104, North Carolina 84. **Championship:** UCLA 92, Purdue 72.

1970 First Round: St. Bonaventure 85, Davidson 72; Niagara 79, Penn 69; Villanova 77, Temple 69; Notre Dame 112, Ohio 82; Jacksonville 109, Western Ky. 96; Houston 71, Dayton 64; New Mexico St. 101, Rice 77; Long Beach St. 92, Weber St. 73; Utah St. 91, UTEP 81. **Second Round:** St. Bonaventure 80, North Carolina St. 68; Villanova 98, Niagara 73; Kentucky 109, Notre Dame 99; Jacksonville 104, Iowa 103; Drake 92, Houston 87; New Mexico St. 70, Kansas St. 66; UCLA 88, Long Beach St. 65; Utah St. 69, Santa Clara 68. **Regional Third Place:** North Carolina St. 108, Niagara 88; Iowa 121, Notre Dame 106; Kansas St. 107, Houston 98; Santa Clara 89, Long Beach St. 86. **Regional Championships:** St. Bonaventure 97, Villanova 74; Jacksonville 106, Kentucky 100; New Mexico St. 87, Drake 78; UCLA 101, Utah St. 79. **Semifinals:** Jacksonville 91, St. Bonaventure 83; UCLA 93, New Mexico St. 77. **Third Place:** New Mexico St. 79, St. Bonaventure 73. **Championship:** UCLA 80, Jacksonville 69.

1971 First Round: Penn 70, Duquesne 65; *Villanova 93, St. Joseph's 75; Fordham 105, Furman 74; *Western Ky. 74, Jacksonville 72; Marquette 62, Miami (Ohio) 47; Notre Dame 102, TCU 94; Houston 72, New Mexico St. 69; BYU 91, Utah St. 82; *Long Beach St. 77, Weber St. 66. **Second Round:** Penn 79, South Carolina 64; *Villanova 85, Fordham 75; *Western Ky. 107, Kentucky 83; Ohio St. 60, Marquette 59; Drake 79, Notre Dame 72 (ot); Kansas 78, Houston 77; UCLA 91, BYU 73; *Long Beach St. 78, Pacific 65. **Regional Third Place:** Fordham 100, South Carolina 90; Marquette 91, Kentucky 74; Houston 119, Notre Dame 106; Pacific 84, BYU 81. **Regional Championships:** *Villanova 90, Penn 47; *Western Ky. 81, Ohio St. 78 (ot); Kansas 73, Drake 71; UCLA 57, *Long Beach St. 55. **Semifinals:** *Villanova 92, *Western Ky. 89 (2 ot); UCLA 68, Kansas 60. **Third Place:** *Western Ky. 77, Kansas 75. **Championship:** UCLA 68, *Villanova 62.

**Villanova's, Western Kentucky's and Long Beach State's participation in 1971 tournament vacated.*

1972 First Round: South Carolina 53, Temple 51; Villanova 85, East Caro. 70; Penn 76, Providence 60; Marquette 73, Ohio 49; Florida St. 83, Eastern Ky. 81; *La.-Lafayette 112, Marshall 101; Texas 85, Houston 74; Weber St. 91, Hawaii 64; *Long Beach St. 95, BYU 90 (ot). **Second Round:** North Carolina 92, South Carolina 69; Penn 78, Villanova 67; Kentucky 85, Marquette 69; Florida St. 70, *Minnesota 56; Louisville 88, *La.-Lafayette 84; Kansas St. 66, Texas 55; UCLA 90, Weber St. 58; *Long Beach St. 75, San Francisco 55. **Regional Third Place:** South Carolina 90, Villanova 78; *Minnesota 77, Marquette 72; *La.-Lafayette 100, Texas 70; San Francisco 74, Weber St. 64. **Regional Championships:** North Carolina 73, Penn 59; Florida St. 73, Kentucky 54; Louisville 72, Kansas St. 65; UCLA 73, *Long Beach St. 57. **Semifinals:** Florida St. 79, North Carolina 75; UCLA 96, Louisville 77. **Third Place:** North Carolina 105, Louisville 91. **Championship:** UCLA 81, Florida St. 76.

**Louisiana-Lafayette's, Long Beach State's and Minnesota's participation in 1972 tournament vacated.*

1973 First Round: Syracuse 83, Furman 82; Penn 62, St. John's (N.Y.) 61; Providence 89, St. Joseph's 76; South Carolina 78, Texas Tech 70; *La.-Lafayette 102, Houston 89; Marquette 77, Miami (Ohio) 62; *Austin Peay 77, Jacksonville 75; *Long Beach St. 88, Weber St. 75; Arizona St. 103, Oklahoma City 78. **Second Round:** Maryland 91, Syracuse 75; Providence 87, Penn 65; Memphis 90, South Carolina 76; Kansas St. 66, *La.-Lafayette 63; Indiana 75, Marquette 69; Kentucky 106, *Austin Peay 100 (ot); San Francisco 77, *Long Beach St. 67; UCLA 98, Arizona St. 81. **Regional Third Place:** Syracuse 69, Penn 68; South Carolina 90, *La.-Lafayette 85; Marquette 88, *Austin Peay 73; *Long Beach St. 84, Arizona St. 80. **Regional Championships:** Providence 103, Maryland 89; Memphis 92, Kansas St. 72; Indiana 72, Kentucky 65; UCLA 54, San Francisco 39. **Semifinals:** Memphis 98, Providence 85; UCLA 70, Indiana 59. **Third Place:** Indiana 97, Providence 79. **Championship:** UCLA 87, Memphis 66.

**Austin Peay's, Long Beach State's and Louisiana-Lafayette's participation in 1973 tournament vacated.*

1974 First Round: Providence 84, Penn 69; Pittsburgh 54, St. Joseph's 42; Furman 75, South Carolina 67; New Mexico 73, Idaho St. 65; Dayton 88, Cal St. L.A. 80; Notre Dame 108, Austin Peay 66; Marquette 85, Ohio 59; Oral Roberts 86, Syracuse 82 (ot); Creighton 77, Texas 61. **Second Round:** North Carolina St. 92, Providence 78; Pittsburgh 81, Furman 78; San Francisco 64, New Mexico 61; UCLA 111, Dayton 100 (3 ot); Michigan 77, Notre Dame 68; Marquette 69, Vanderbilt 61; Oral Roberts 96, Louisville 93; Kansas 55, Creighton 54. **Regional Third Place:** Providence 95, Furman 83; New Mexico 66, Dayton 61; Notre Dame 118, Vanderbilt 88; Creighton 80, Louisville 71. **Regional Championships:** North Carolina St. 100, Pittsburgh 72; UCLA 83, San Francisco 60; Marquette 72, Michigan 70; Kansas 93, Oral Roberts 90 (ot). **Semifinals:** North Carolina St. 80, UCLA 77 (2 ot); Marquette 64, Kansas 51. **Third Place:** UCLA 78, Kansas 61. **Championship:** North Carolina St. 76, Marquette 64.

1975 First Round: Syracuse 87, La Salle 83 (ot); North Carolina 93, New Mexico St. 69; Boston College 82, Furman 76; Kansas St. 69, Penn 62; Central Mich. 77, Georgetown 75; Kentucky 76, Marquette 54; Indiana 78, UTEP 53; Oregon St. 78, Middle Tenn. 67; Cincinnati 87, Texas A&M 79; Louisville 91, Rutgers 78; Maryland 83, Creighton 79; Notre Dame 77, Kansas 71; Arizona St. 97, Alabama 94; UNLV 90, San Diego St. 80; UCLA 103, Michigan 91 (ot); Montana 69, Utah St. 63. **Second Round:** Syracuse 78, North Carolina 76; Kansas St. 74, Boston College 65; Kentucky 90, Central Mich. 73; Indiana 81, Oregon St. 71; Louisville 78, Cincinnati 63; Maryland 83, Notre Dame 71; Arizona St. 84, UNLV 81; UCLA 67, Montana 64. **Regional Third Place:** North Carolina 110, Boston College 90; Central Mich. 88, Oregon St. 87; Cincinnati 95, Notre Dame 87 (ot); UNLV 75, Montana 67. **Regional Championships:** Syracuse 95, Kansas St. 87 (ot); Kentucky 92, Indiana 90; Louisville 96, Maryland 82; UCLA 89, Arizona St. 75. **Semifinals:** Kentucky 95, Syracuse 79; UCLA 75, Louisville 74 (ot). **Third Place:** Louisville 96, Syracuse 88 (ot). **Championship:** UCLA 92, Kentucky 85.

1976 First Round: DePaul 69, Virginia 60; VMI 81, Tennessee 75; Rutgers 54, Princeton 53; Connecticut 80, Hofstra 78 (ot); Michigan 74, Wichita St. 73; Notre Dame 79, Cincinnati 78; Missouri 69, Washington 67; Texas Tech 69, Syracuse 56; Alabama 79, North Carolina 64; Indiana 90, St. John's (N.Y.) 70; Marquette 79, Western Ky. 60; Western Mich. 77, Virginia Tech 67 (ot); Pepperdine 87, Memphis 77; UCLA 74, San Diego St. 64; Arizona 83, Georgetown 76; UNLV 103, Boise St. 78. **Second Round:** VMI 71, DePaul 66 (ot); Rutgers 93, Connecticut 79; Missouri 86, Texas Tech 75; Michigan 80, Notre Dame 76; Indiana 74, Alabama 69; Marquette 62, Western Mich. 57; UCLA 70, Pepperdine 61; Arizona 114, UNLV 109 (ot). **Regional Championships:** Rutgers 91, VMI 75; Michigan 95, Missouri 88; Indiana 65, Marquette 56; UCLA 82, Arizona 66. **Semifinals:** Michigan 86, Rutgers 70; Indiana 65, UCLA 51. **Third Place:** UCLA 106, Rutgers 92. **Championship:** Indiana 86, Michigan 68.

1977 First Round: VMI 73, Duquesne 66; Kentucky 72, Princeton 58; Notre Dame 90, Hofstra 83; North Carolina 69, Purdue 66; UCLA 87, Louisville 79; Idaho St. 83, Long Beach St. 72; Utah 72, St. John's (N.Y.) 68; UNLV 121, San Francisco 95; Michigan 92, Holy Cross 81; Detroit 93, Middle Tenn. 76; Charlotte 91, Central Mich. 86 (ot); Syracuse 93, Tennessee 88 (ot); Marquette 66, Cincinnati 51; Kansas St. 87, Providence 80; Wake Forest 86, Arkansas 80; Southern Ill. 81, Arizona 77. **Second Round:** Kentucky 93, VMI 78; North Carolina 79, Notre Dame 77; Idaho St. 76, UCLA 75; UNLV 88,

Utah 83; Michigan 86, Detroit 81; Charlotte 81, Syracuse 59; Marquette 67, Kansas St. 66; Wake Forest 86, Southern Ill. 81. **Regional Championships:** North Carolina 79, Kentucky 72; UNLV 107, Idaho St. 90; Charlotte 75, Michigan 68; Marquette 82, Wake Forest 68. **Semifinals:** Marquette 51, Charlotte 49; North Carolina 84, UNLV 83. **Third Place:** UNLV 106, Charlotte 94. **Championship:** Marquette 67, North Carolina 59.

1978 First Round: Michigan St. 77, Providence 63; Western Ky. 87, Syracuse 86 (ot); Miami (Ohio) 84, Marquette 81 (ot); Kentucky 85, Florida St. 76; UCLA 83, Kansas 76; Arkansas 73, Weber St. 52; San Francisco 68, North Carolina 64; Cal St. Fullerton 90, New Mexico 85; Duke 63, Rhode Island 62; Penn 92, St. Bonaventure 83; Indiana 63, Furman 62; Villanova 103, La Salle 97; Utah 86, Missouri 79 (2 ot); Notre Dame 100, Houston 77; DePaul 80, Creighton 78; Louisville 76, St. John's (N.Y.) 68. **Second Round:** Michigan St. 90, Western Ky. 69; Kentucky 91, Miami (Ohio) 69; Arkansas 74, UCLA 70; Cal St. Fullerton 75, San Francisco 72; Duke 84, Penn 80; Villanova 61, Indiana 60; Notre Dame 69, Utah 56; DePaul 90, Louisville 89 (2 ot). **Regional Championships:** Kentucky 52, Michigan St. 49; Arkansas 61, Cal St. Fullerton 58; Duke 90, Villanova 72; Notre Dame 84, DePaul 64. **Semifinals:** Kentucky 64, Arkansas 59; Duke 90, Notre Dame 86. **Third Place:** Arkansas 71, Notre Dame 69. **Championship:** Kentucky 94, Duke 88.

1979 First Round: St. John's (N.Y.) 75, Temple 70; Penn 73, Iona 69; Lamar 95, Detroit 87; Tennessee 97, Eastern Ky. 81; Southern California 86, Utah St. 67; Pepperdine 92, Utah 88 (ot); Weber St. 81, New Mexico St. 78 (ot); Virginia Tech 70, Jacksonville 53. **Second Round:** St. John's (N.Y.) 80, Duke 78; Rutgers 64, Georgetown 58; Penn 72, North Carolina 71; Syracuse 89, Connecticut 81; Michigan St. 95, Lamar 64; LSU 71, Appalachian St. 57; Notre Dame 73, Tennessee 67; Toledo 74, Iowa 72; DePaul 89, Southern California 78; Marquette 73, Pacific 48; UCLA 76, Pepperdine 71; San Francisco 86, BYU 63; Arkansas 74, Weber St. 63; Louisville 69, South Ala. 66; Indiana St. 86, Virginia Tech 69; Oklahoma 90, Texas 76. **Regional Semifinals:** St. John's (N.Y.) 67, Rutgers 65; Penn 84, Syracuse 76; Michigan St. 87, LSU 71; Notre Dame 79, Toledo 71; DePaul 62, Marquette 56; UCLA 99, San Francisco 81; Arkansas 73, Louisville 62; Indiana St. 93, Oklahoma 72. **Regional Championships:** Penn 64, St. John's (N.Y.) 62; Michigan St. 80, Notre Dame 68; DePaul 95, UCLA 91; Indiana St. 73, Arkansas 71. **Semifinals:** Michigan St. 101, Penn 67; Indiana St. 76, DePaul 74. **Third Place:** DePaul 96, Penn 93. **Championship:** Michigan St. 75, Indiana St. 64.

1980 First Round: Villanova 77, Marquette 59; Iowa 86, VCU 72; *Iona 84, Holy Cross 78; Tennessee 80, Furman 69; Alcorn St. 70, South Ala. 62; Missouri 61, San Jose St. 51; Texas A&M 55, Bradley 53; Kansas St. 71, Arkansas 53; Florida St. 94, Toledo 91; Penn 62, Washington St. 55; Purdue 90, La Salle 82; Virginia Tech 89, Western Ky. 85 (ot); *UCLA 87, Old Dominion 74; Arizona St. 99, *Loyola Marymount 71; Clemson 76, Utah St. 73; Lamar 87, Weber St. 86. **Second Round:** Syracuse 97, Villanova 83; Iowa 77, North Carolina St. 64; Georgetown 74, *Iona 71; Maryland 86, Tennessee 75; LSU 98, Alcorn St. 88; Missouri 87, Notre Dame 84 (ot); Texas A&M 78, North Carolina 61 (2 ot); Louisville 71, Kansas St. 69 (ot); Kentucky 97, Florida St. 78; Duke 52, Penn 42; Purdue 87, St. John's (N.Y.) 72; Indiana 68, Virginia Tech 59; *UCLA 77, DePaul 71; Ohio St. 89, Arizona St. 75; Clemson 71, BYU 66; Lamar 81, *Oregon St. 77. **Regional Semifinals:** Iowa 88, Syracuse 77; Georgetown 74, Maryland 68; LSU 68, Missouri 63; Louisville 66, Texas A&M 55 (ot); Duke 55, Kentucky 54; Purdue 76, Indiana 69; *UCLA 72, Ohio St. 68; Clemson 74, Lamar 66. **Regional Championships:** Iowa 81, Georgetown 80; Louisville 86, LSU 66; Purdue 68, Duke 60; *UCLA 85, Clemson 74. **Semifinals:** Louisville 80, Iowa 72; *UCLA 67, Purdue 62. **Third Place:** Purdue 75, Iowa 58. **Championship:** Louisville 59, *UCLA 54.

**Iona's, Loyola Marymount's, Oregon State's and UCLA's participation in 1980 tournament vacated.*

1981 First Round: Lamar 71, Missouri 67; Arkansas 73, Mercer 67; Wichita St. 95, Southern U. 70; Kansas 69, Mississippi 66; St. Joseph's 59, Creighton 57; Boston College 93, Ball St. 90; Maryland 81, Chattanooga 69; UAB 93, Western Ky. 68; Kansas St. 64, San Francisco 60; Wyoming 78, Howard 43; Northeastern 55, Fresno St. 53; Pittsburgh 70, Idaho 69 (ot); Villanova 90, Houston 72; VCU 85, Long Island 69; BYU 60, Princeton 51; James Madison 61, Georgetown 55. **Second Round:** LSU 100, Lamar 78; Arkansas 74, Louisville 73; Wichita St. 60, Iowa 56; Kansas 88, Arizona St. 71; St. Joseph's 49, DePaul 48; Boston College 67, Wake Forest 64; Indiana 99, Maryland 64; UAB 69, Kentucky 62; Kansas

St. 50, *Oregon St. 48; Illinois 67, Wyoming 65; Utah 94, Northeastern 69; North Carolina 74, Pittsburgh 57; Virginia 54, Villanova 50; Tennessee 58, VCU 56 (ot); BYU 78, UCLA 55; Notre Dame 54, James Madison 45. **Regional Semifinals:** LSU 72, Arkansas 56; Wichita St. 66, Kansas 65; St. Joseph's 42, Boston College 41; Indiana 87, UAB 72; Kansas St. 57, Illinois 52; North Carolina 61, Utah 56; Virginia 62, Tennessee 48; BYU 51, Notre Dame 50. **Regional Championships:** LSU 96, Wichita St. 85; Indiana 78, St. Joseph's 46; North Carolina 82, Kansas St. 68; Virginia 74, BYU 60. **Semifinals:** Indiana 67, LSU 49; North Carolina 78, Virginia 65. **Third Place:** Virginia 78, LSU 74. **Championship:** Indiana 63, North Carolina 50.

**Oregon State's participation in 1981 tournament vacated.*

1982 First Round: James Madison 55, Ohio St. 48; St. John's (N.Y.) 66, Penn 56; Northeastern 63, St. Joseph's 62; Wake Forest 74, Old Dominion 57; Boston College 70, San Francisco 66; Kansas St. 77, Northern Ill. 68; Houston 94, Alcorn St. 84; Marquette 67, Evansville 62; Tennessee 61, La-Lafayette 57; Indiana 94, Robert Morris 62; Middle Tenn. 50, Kentucky 44; Chattanooga 58, North Carolina St. 51; Wyoming 61, Southern California 58; West Virginia 102, N.C. A&T 72; Iowa 70, La.-Monroe 63; Pepperdine 99, Pittsburgh 88. **Second Round:** North Carolina 52, James Madison 50; Alabama 69, St. John's (N.Y.) 68; Villanova 76, Northeastern 72 (3 ot); *Memphis 56, Wake Forest 55; Boston College 82, DePaul 75; Kansas St. 65, Arkansas 64; Houston 78, Tulsa 74; Missouri 73, Marquette 69; Virginia 54, Tennessee 51; UAB 80, Indiana 70; Louisville 81, Middle Tenn. 56; Minnesota 62, Chattanooga 61; Georgetown 51, Wyoming 43; Fresno St. 50, West Virginia 46; Idaho 69, Iowa 67 (ot); *Oregon St. 70, Pepperdine 51. **Regional Semifinals:** North Carolina 74, Alabama 69; Villanova 70, *Memphis 66; Boston College 69, Kansas St. 65; Houston 79, Missouri 78; UAB 68, Virginia 66; Louisville 67, Minnesota 61; Georgetown 58, Fresno St. 40; *Oregon St. 60, Idaho 42. **Regional Championships:** North Carolina 70, Villanova 60; Houston 99, Boston College 92; Louisville 75, UAB 68; Georgetown 69, *Oregon St. 45. **Semifinals:** North Carolina 68, Houston 63; Georgetown 50, Louisville 46. **Championship:** North Carolina 63, Georgetown 62.

**Memphis' and Oregon State's participation in 1982 tournament vacated.*

1983 Opening Round: Robert Morris 64, Ga. Southern 54; Alcorn St. 81, Xavier 75; Princeton 53, N.C. A&T 41; La Salle 70, Boston U. 58. **First Round:** Maryland 52, Chattanooga 51; Lamar 73, Alabama 50; Georgetown 68, Alcorn St. 63; Iowa 64, Utah St. 59; Purdue 55, Robert Morris 53; Ohio 51, Illinois St. 49; Tennessee 57, Marquette 56; Oklahoma 71, UAB 63; Utah 52, Illinois 49; Washington St. 62, Weber St. 52; Princeton 56, Oklahoma St. 53; North Carolina St. 69, Pepperdine 67 (2 ot); James Madison 57, West Virginia 50; VCU 76, La Salle 67; Syracuse 74, Morehead St. 59; Rutgers 60, La-Lafayette 53. **Second Round:** Villanova 60, Lamar 58; Houston 60, Maryland 50; Iowa 77, Missouri 63; *Memphis 66, Georgetown 57; Kentucky 57, Ohio 40; Arkansas 78, Purdue 68; Indiana 63, Oklahoma 49; Louisville 70, Tennessee 57; Virginia 54, Washington St. 49; Utah 67, UCLA 61; North Carolina St. 71, UNLV 70; Boston College 51, Princeton 42; North Carolina 68, James Madison 49; Georgia 56, VCU 54; Ohio St. 79, Syracuse 74; St. John's (N.Y.) 66, Rutgers 55. **Regional Semifinals:** Villanova 55, Iowa 54; Houston 70, *Memphis 63; Kentucky 64, Indiana 59; Louisville 65, Arkansas 63; North Carolina St. 75, Utah 56; Virginia 95, Boston College 92; North Carolina 64, Ohio St. 51; Georgia 70, St. John's (N.Y.) 67. **Regional Championships:** Houston 89, Villanova 71; Louisville 80, Kentucky 68 (ot); North Carolina St. 63, Virginia 62; Georgia 82, North Carolina 77. **Semifinals:** North Carolina St. 67, Georgia 60; Houston 94, Louisville 81. **Championship:** North Carolina St. 54, Houston 52.

**Memphis' participation in 1983 tournament vacated.*

1984 Opening Round: Morehead St. 70, N.C. A&T 69; Princeton 65, San Diego 56; Richmond 89, Rider 65; Northeastern 90, Long Island 87; Alcorn St. 79, Houston Baptist 60. **First Round:** BYU 84, UAB 68; Louisville 72, Morehead St. 59; West Virginia 64, Oregon St. 62; Villanova 84, Marshall 72; SMU 83, Miami (Ohio) 69; UNLV 68, Princeton 56; Washington 64, Nevada 54; Dayton 74, LSU 66; Temple 65, St. John's (N.Y.) 63; Richmond 72, Auburn 71; VCU 70, Northeastern 69; Virginia 58, Iona 57; Illinois St. 49, Alabama 48; Kansas 67, Alcorn St. 56; *Memphis 92, Oral Roberts 83; Louisiana Tech 66, Fresno St. 56. **Second Round:** Kentucky 93, BYU 68; Louisville 69, Tulsa 67; Maryland

102, West Virginia 77; Illinois 64, Villanova 56; Georgetown 37, SMU 36; UNLV 73, UTEP 60; Washington 80, Duke 78; Dayton 89, Oklahoma 85; North Carolina 77, Temple 66; Indiana 75, Richmond 67; Syracuse 78, VCU 63; Virginia 53, Arkansas 51 (ot); DePaul 75, Illinois St. 61; Wake Forest 69, Kansas 59; *Memphis 66, Purdue 48; Houston 77, Louisiana Tech 69. **Regional Semifinals:** Kentucky 72, Louisville 67; Illinois 72, Maryland 70; Georgetown 62, UNLV 48; Dayton 64, Washington 58; Indiana 72, North Carolina 68; Virginia 63, Syracuse 55; Wake Forest 73, DePaul 71 (ot); Houston 78, *Memphis 71. **Regional Championships:** Kentucky 54, Illinois 51; Georgetown 61, Dayton 49; Virginia 50, Indiana 48; Houston 68, Wake Forest 63. **Semifinals:** Georgetown 53, Kentucky 40; Houston 49, Virginia 47 (ot). **Championship:** Georgetown 84, Houston 75.

**Memphis' participation in 1984 tournament vacated.*

1985 First Round: Georgetown 68, Lehigh 43; Temple 60, Virginia Tech 57; SMU 85, Old Dominion 68; Loyola (Ill.) 59, Iona 58; Illinois 76, Northeastern 57; *Georgia 67, Wichita St. 59; Syracuse 70, DePaul 65; Georgia Tech 65, Mercer 58; Auburn 59, Purdue 58; Kansas 49, Ohio 38; Notre Dame 79, Oregon St. 70; North Carolina 76, Middle Tenn. 57; Michigan 59, Fairleigh Dickinson 55; Villanova 51, Dayton 49; Maryland 69, Miami (Ohio) 68 (ot); Navy 78, LSU 55; Oklahoma 96, N.C. A&T 83; Illinois St. 58, Southern California 55; Ohio St. 75, Iowa St. 64; Louisiana Tech 78, Pittsburgh 54; Boston College 55, Texas Tech 53; Duke 75, Pepperdine 62; UAB 70, Michigan St. 68; *Memphis 67, Penn 55; St. John's (N.Y.) 83, Southern U. 59; Arkansas 63, Iowa 54; Kentucky 66, Washington 58; UNLV 85, San Diego St. 80; UTEP 79, Tulsa 75; North Carolina St. 65, Nevada 56; Alabama 50, Arizona 41; VCU 81, Marshall 65. **Second Round:** Georgetown 63, Temple 46; Loyola (Ill.) 70, SMU 57; Illinois 74, *Georgia 58; Georgia Tech 70, Syracuse 53; Villanova 59, Michigan 55; Maryland 64, Navy 59; Auburn 66, Kansas 64; North Carolina 60, Notre Dame 58; Oklahoma 75, Illinois St. 69; Louisiana Tech 79, Ohio St. 67; Boston College 74, Duke 73; *Memphis 67, UAB 66 (ot); St. John's (N.Y.) 68, Arkansas 65; Kentucky 64, UNLV 61; Alabama 63, VCU 59; North Carolina St. 86, UTEP 73. **Regional Semifinals:** Georgetown 65, Loyola (Ill.) 53; Georgia Tech 61, Illinois 53; Villanova 46, Maryland 43; North Carolina 62, Auburn 56; Oklahoma 86, Louisiana Tech 84 (ot); *Memphis 59, Boston College 57; North Carolina St. 61, Alabama 55; St. John's (N.Y.) 86, Kentucky 70. **Regional Championships:** Georgetown 60, Georgia Tech 54; Villanova 56, North Carolina 44; *Memphis 63, Oklahoma 61; St. John's (N.Y.) 69, North Carolina St. 60. **Semifinals:** Villanova 52, *Memphis 45; Georgetown 77, St. John's (N.Y.) 59. **Championship:** Villanova 66, Georgetown 64.

**Georgia's and Memphis' participation in 1985 tournament vacated.*

1986 First Round: Duke 85, Mississippi Val. 78; Old Dominion 72, West Virginia 64; *DePaul 72, Virginia 68; Oklahoma 80, Northeastern 74; St. Joseph's 60, Richmond 59; Cleveland St. 83, Indiana 79; Navy 87, Tulsa 68; Syracuse 101, Brown 52; Kansas 71, N.C. A&T 46; Temple 61, Jacksonville 50 (ot); Michigan St. 72, Washington 70; Georgetown 70, Texas Tech 64; North Carolina St. 66, Iowa 64; Ark.-Little Rock 90, Notre Dame 83; Iowa St. 81, Miami (Ohio) 79 (ot); Michigan 70, Akron 64; Kentucky 75, Davidson 55; Western Ky. 67, Nebraska 59; Alabama 97, Xavier 80; Illinois 75, Fairfield 51; LSU 94, Purdue 87 (2 ot); *Memphis 95, Ball St. 63; Villanova 71, Virginia Tech 62; Georgia Tech 68, Marist 53; St. John's (N.Y.) 83, Montana St. 74; Auburn 73, Arizona 63; Maryland 69, Pepperdine 64; UNLV 74, La.-Monroe 51; UAB 66, Missouri 64; North Carolina 84, Utah 72; Bradley 83, UTEP 65; Louisville 93, Drexel 73. **Second Round:** Kentucky 71, Western Ky. 64; Alabama 58, Illinois 56; LSU 83, *Memphis 81; Georgia Tech 66, Villanova 61; Auburn 81, St. John's (N.Y.) 65; UNLV 70, Maryland 64; North Carolina 77, UAB 59; Louisville 82, Bradley 68; Duke 89, Old Dominion 61; *DePaul 74, Oklahoma 69; Cleveland St. 75, St. Joseph's 69; Navy 97, Syracuse 65; Kansas 65, Temple 43; Michigan St. 80, Georgetown 68; North Carolina St. 80, Ark.-Little Rock 66 (2 ot); Iowa St. 72, Michigan 69. **Regional Semifinals:** Duke 74, *DePaul 67; Navy 71, Cleveland St. 70; Kansas 96, Michigan St. 86 (ot); North Carolina St. 70, Iowa St. 66; Kentucky 68, Alabama 63; LSU 70, Georgia Tech 64; Auburn 70, UNLV 63; Louisville 94, North Carolina 79. **Regional Championships:** LSU 59, Kentucky 77; Louisville 84, Auburn 76; Duke 71, Navy 50; Kansas 75, North Carolina St. 67. **Semifinals:** Louisville 88, LSU 77; Duke 71, Kansas 67. **Championship:** Louisville 72, Duke 69.

**DePaul's and Memphis' participation in 1986 tournament vacated.*

1987 First Round: North Carolina 113, Penn 82; Michigan 97, Navy 82; Notre Dame 84, Middle Tenn. 71; TCU 76, *Marshall 60; *Florida 82, *North Carolina St. 70; Purdue 104, Northeastern 95; Western Ky. 64, West Virginia 62; Syracuse 79, Ga. Southern 77; Georgetown 75, Bucknell 53; Ohio St. 91, Kentucky 77; Kansas 66, Houston 55; Missouri St. 65, Clemson 60; Providence 90, UAB 68; Austin Peay 68, Illinois 67; New Orleans 83, BYU 79; *Alabama 88, N.C. A&T 71; Indiana 92, Fairfield 58; Auburn 62, San Diego 61; Duke 58, Texas A&M 51; Xavier 70, Missouri 69; St. John's (N.Y.) 57, Wichita St. 55; *DePaul 76, Louisiana Tech 62; LSU 85, Georgia Tech 79; Temple 75, Southern U. 56; Oklahoma 74, Tulsa 69; Pittsburgh 93, Marist 68; UTEP 98, Arizona 91 (ot); Iowa 99, Santa Clara 76; UNLV 95, Idaho St. 70; Kansas St. 82, Georgia 79 (ot); Wyoming 64, Virginia 60; UCLA 92, Central Mich. 73. **Second Round:** Notre Dame 58, TCU 57; North Carolina 109, Michigan 97; *Florida 85, Purdue 66; Syracuse 104, Western Ky. 86; Georgetown 82, Ohio St. 79; Kansas 67, Missouri St. 63; Providence 90, Austin Peay 87 (ot); *Alabama 101, New Orleans 76; Indiana 107, Auburn 90; Duke 65, Xavier 60; *DePaul 83, St. John's (N.Y.) 75 (ot); LSU 72, Temple 62; Oklahoma 96, Pittsburgh 93; Iowa 84, UTEP 82; UNLV 80, Kansas St. 61; Wyoming 78, UCLA 68. **Regional Semifinals:** North Carolina 74, Notre Dame 68; Syracuse 87, *Florida 81; Providence 103, *Alabama 82; Georgetown 70, Kansas 57; Indiana 88, Duke 82; LSU 63, *DePaul 58; UNLV 92, Wyoming 88; Iowa 93, Oklahoma 91 (ot). **Regional Championships:** Syracuse 79, North Carolina 75; Providence 88, Georgetown 73; Indiana 77, LSU 76; UNLV 84, Iowa 81. **Semifinals:** Syracuse 77, Providence 63; Indiana 97, UNLV 93. **Championship:** Indiana 74, Syracuse 73.

**Alabama's, DePaul's, Florida's, Marshall's and North Carolina State's participation in 1987 tournament vacated.*

1988 First Round: Purdue 94, Fairleigh Dickinson 79; Memphis 75, Baylor 60; *DePaul 83, Wichita St. 62; Kansas St. 66, La Salle 53; Kansas 85, Xavier 72; Murray St. 78, *North Carolina St. 75; Vanderbilt 80, Utah St. 77; Pittsburgh 108, Eastern Mich. 90; Temple 87, Lehigh 73; Georgetown 66, LSU 63; Georgia Tech 90, Iowa St. 78; Richmond 72, Indiana 69; Rhode Island 87, Missouri 80; Syracuse 69, N.C. A&T 55; SMU 83, Notre Dame 75; Duke 85, Boston U. 69; Arizona 90, Cornell 50; Seton Hall 80, UTEP 64; Iowa 102, Florida St. 98; UNLV 54, Missouri St. 50; *Florida 62, St. John's (N.Y.) 59; Michigan 63, Boise St. 58; Loyola Marymount 119, Wyoming 115; North Carolina 83, North Texas 65; Oklahoma 94, Chattanooga 66; Auburn 90, Bradley 86; Louisville 70, Oregon St. 61; BYU 98, Charlotte 92 (ot); Villanova 82, Arkansas 74; Illinois 81, UTSA 72; *Maryland 92, UC Santa Barbara 82; *Kentucky 99, Southern U. 84. **Second Round:** Purdue 100, Memphis 73; Kansas St. 66, *DePaul 58; Kansas 61, Murray St. 58; Vanderbilt 80, Pittsburgh 74 (ot); Temple 74, Georgetown 53; Richmond 59, Georgia Tech 55; Rhode Island 97, Syracuse 94; Duke 94, SMU 79; Arizona 84, Seton Hall 55; Iowa 104, UNLV 86; Michigan 108, *Florida 85; North Carolina 123, Loyola Marymount 97; Oklahoma 107, Auburn 87; Louisville 97, BYU 76; Villanova 66, Illinois 63; *Kentucky 90, *Maryland 81. **Regional Semifinals:** Kansas St. 73, Purdue 70; Kansas 77, Vanderbilt 64; Temple 69, Richmond 47; Duke 73, Rhode Island 72; Arizona 99, Iowa 79; North Carolina 78, Michigan 69; Oklahoma 108, Louisville 98; Villanova 80, *Kentucky 74. **Regional Championships:** Kansas 71, Kansas St. 58; Duke 63, Temple 53; Arizona 70, North Carolina 52; Oklahoma 78, Villanova 59. **Semifinals:** Kansas 66, Duke 59; Oklahoma 86, Arizona 78. **Championship:** Kansas 83, Oklahoma 79.

**DePaul's, Florida's, Kentucky's, Maryland's and North Carolina State's participation in 1988 tournament vacated.*

1989 First Round: Illinois 120, McNeese St. 71; Ball St. 68, Pittsburgh 64; Arkansas 170, Loyola Marymount 101; Louisville 76, Ark.-Little Rock 71; Texas 76, Georgia Tech 70; Missouri 85, Creighton 69; Colorado St. 68, Florida 46; Syracuse 104, Bucknell 81; Oklahoma 72, East Tenn. St. 71; Louisiana Tech 83, La Salle 74; Virginia 100, Providence 97; Middle Tenn. 97, Florida St. 83; South Ala. 86, Alabama 84; Michigan 92, Xavier 87; UCLA 84, Iowa St. 74; North Carolina 93, Southern U. 79; Georgetown 50, Princeton 49; Notre Dame 81, Vanderbilt 65; North Carolina St. 81, South Carolina 66; Iowa 87, Rutgers 73; Minnesota 86, Kansas St. 75; Siena 80, Stanford 78; West Virginia 84, Tennessee 68; Duke 90, South Carolina St. 69; Arizona 94, Robert Morris 60; Clemson 83, St. Mary's (Cal.) 70; *DePaul 66, Memphis 63; UNLV 68, Idaho 56; Evansville 94, Oregon St. 90 (ot); Seton Hall 60, Missouri St. 51; UTEP 85, LSU 74; Indiana 99, George Mason 85. **Second Round:** Illinois 72, Ball St. 60; Louisville 93, Arkansas 84; Missouri 108, Texas 89; Syracuse 65, Colorado St. 50; Oklahoma 124, Louisiana Tech 81;

Virginia 104, Middle Tenn. 88; Michigan 91, South Ala. 82; North Carolina 88, UCLA 81; Georgetown 81, Notre Dame 74; North Carolina St. 102, Iowa 96 (2 ot); Minnesota 80, Siena 67; Duke 70, West Virginia 63; Arizona 94, Clemson 68; UNLV 85, *DePaul 70; Seton Hall 87, Evansville 73; Indiana 92, UTEP 69. **Regional Semifinals:** Illinois 83, Louisville 69; Syracuse 83, Missouri 80; Virginia 86, Oklahoma 80; Michigan 92, North Carolina 87; Georgetown 69, North Carolina St. 61; Duke 87, Minnesota 70; UNLV 68, Arizona 67; Seton Hall 78, Indiana 65. **Regional Championships:** Illinois 89, Syracuse 86; Michigan 102, Virginia 65; Duke 85, Georgetown 77; Seton Hall 84, UNLV 61. **Semifinals:** Seton Hall 95, Duke 78; Michigan 83, Illinois 81. **Championship:** Michigan 80, Seton Hall 79 (ot).

**DePaul's participation in 1989 tournament vacated.*

1990 First Round: Michigan St. 75, Murray St. 71 (ot); UC Santa Barbara 70, Houston 66; LSU 70, Villanova 63; Georgia Tech 99, East Tenn. St. 83; Minnesota 64, UTEP 61 (ot); UNI 74, Missouri 71; Virginia 75, Notre Dame 67; Syracuse 70, Coppin St. 48; UNLV 102, Ark.-Little Rock 72; Ohio St. 84, Providence 83 (ot); Ball St. 54, Oregon St. 53; Louisville 78, Idaho 59; Loyola Marymount 111, New Mexico St. 92; Michigan 76, Illinois St. 70; Alabama 71, Colorado St. 54; Arizona 79, South Fla. 67; Connecticut 76, Boston U. 52; California 65, Indiana 63; *Clemson 49, BYU 47; La Salle 79, Southern Miss. 63; St. John's (N.Y.) 81, Temple 65; Duke 81, Richmond 46; UCLA 68, UAB 56; Kansas 79, Robert Morris 71; Oklahoma 77, Towson 68; North Carolina 83, Missouri St. 70; Dayton 88, Illinois 86; Arkansas 68, Princeton 64; Xavier 87, Kansas St. 79; Georgetown 70, Texas Southern 52; Texas 100, Georgia 88; Purdue 75, La.-Monroe 63. **Second Round:** Michigan St. 62, UC Santa Barbara 58; Georgia Tech 94, LSU 91; Minnesota 81, UNI 78; Syracuse 63, Virginia 61; UNLV 76, Ohio St. 65; Ball St. 62, Louisville 60; Loyola Marymount 149, Michigan 115; Alabama 77, Arizona 55; Connecticut 74, California 54; *Clemson 79, La Salle 75; Duke 76, St. John's (N.Y.) 72; UCLA 71, Kansas 70; North Carolina 79, Oklahoma 77; Arkansas 86, Dayton 84; Xavier 74, Georgetown 71; Texas 73, Purdue 72. **Regional Semifinals:** Georgia Tech 81, Michigan St. 80 (ot); Minnesota 82, Syracuse 75; UNLV 69, Ball St. 67; Loyola Marymount 62, Alabama 60; Connecticut 71, *Clemson 70; Duke 90, UCLA 81; Arkansas 96, North Carolina 73; Texas 102, Xavier 89. **Regional Championships:** Georgia Tech 93, Minnesota 91; UNLV 131, Loyola Marymount 101; Duke 79, Connecticut 78 (ot); Arkansas 88, Texas 85. **Semifinals:** UNLV 90, Georgia Tech 81; Duke 97, Arkansas 83. **Championship:** UNLV 103, Duke 73.

**Clemson's participation in 1990 tournament vacated.*

1991 First Round: UNLV 99, Montana 65; Georgetown 70, Vanderbilt 60; Michigan St. 60, Green Bay 58; Utah 82, South Ala. 72; Creighton 64, New Mexico St. 56; Seton Hall 71, Pepperdine 51; BYU 61, Virginia 48; Arizona 93, St. Francis (Pa.) 80; Ohio St. 97, Towson 86; Georgia Tech 87, DePaul 70; Texas 73, St. Peter's 65; St. John's (N.Y.) 75, Northern Ill. 68; Connecticut 79, LSU 62; Xavier 89, Nebraska 84; Iowa 76, East Tenn. St. 73; Duke 102, La.-Monroe 73; North Carolina 101, Northeastern 66; Villanova 50, Princeton 48; Eastern Mich. 76, Mississippi St. 56; Penn St. 74, UCLA 69; North Carolina St. 114, Southern Miss. 85; Oklahoma St. 67, New Mexico 54; Temple 80, Purdue 63; Richmond 73, Syracuse 69; Arkansas 117, Georgia St. 76; Arizona St. 79, Rutgers 76; Wake Forest 71, Louisiana Tech 65; Alabama 89, Murray St. 79; Pittsburgh 76, Georgia 68 (ot); Kansas 55, New Orleans 49; Florida St. 75, Southern California 72; Indiana 79, Coastal Caro. 69. **Second Round:** UNLV 62, Georgetown 54; Utah 85, Michigan St. 84 (2 ot); Seton Hall 81, Creighton 69; Arizona 76, BYU 61; Ohio St. 65, Georgia Tech 61; St. John's (N.Y.) 84, Texas 76; Connecticut 66, Xavier 50; Duke 85, Iowa 70; North Carolina 84, Villanova 69; Eastern Mich. 71, Penn St. 68 (ot); Oklahoma St. 73, North Carolina St. 64; Temple 77, Richmond 64; Arkansas 97, Arizona St. 90; Alabama 96, Wake Forest 88; Kansas 77, Pittsburgh 66; Indiana 82, Florida St. 60. **Regional Semifinals:** UNLV 83, Utah 66; Seton Hall 81, Arizona 77; St. John's (N.Y.) 91, Ohio St. 74; Duke 81, Connecticut 67; North Carolina 93, Eastern Mich. 67; Temple 72, Oklahoma St. 63 (ot); Arkansas 93, Alabama 70; Kansas 83, Indiana 65. **Regional Championships:** UNLV 77, Seton Hall 65; Duke 78, St. John's (N.Y.) 61; North Carolina 75, Temple 72; Kansas 93, Arkansas 81. **Semifinals:** Duke 79, UNLV 77; Kansas 79, North Carolina 73. **Championship:** Duke 72, Kansas 65.

1992 First Round: Kansas 100, Howard 67; UTEP 55, Evansville 50; Michigan St. 61, Missouri St. 54; Cincinnati 85, Delaware 47; Memphis 80, Pepperdine 70; Arkansas 80, Murray St. 69; Georgia Tech 65, Houston 60; Southern California 84, La.-Monroe 54; Ohio St. 83, Mississippi Val.

56; Connecticut 86, Nebraska 65; Alabama 80, Stanford 75; North Carolina 68, Miami (Ohio) 63; *Michigan 73, Temple 66; East Tenn. St. 87, Arizona 60; Tulane 61, St. John's (N.Y.) 57; Oklahoma St. 100, Ga. Southern 73; Duke 82, Campbell 56; Iowa 98, Texas 92; Missouri 89, West Virginia 78; Seton Hall 78, La Salle 76; Syracuse 51, Princeton 43; Massachusetts 85, Fordham 58; Iowa St. 76, Charlotte 74; Kentucky 88, Old Dominion 69; UCLA 73, Robert Morris 53; Louisville 81, Wake Forest 58; *New Mexico St. 81, DePaul 73; La.-Lafayette 87, Oklahoma 83; Georgetown 75, South Fla. 60; Florida St. 78, Montana 68; LSU 94, BYU 83; Indiana 94, Eastern Ill. 55. **Second Round:** UTEP 66, Kansas 60; Cincinnati 77, Michigan St. 65; Memphis 82, Arkansas 80; Georgia Tech 79, Southern California 78; Ohio St. 78, Connecticut 55; North Carolina 64, Alabama 55; *Michigan 102, East Tenn. St. 90; Oklahoma St. 87, Tulane 71; Duke 75, Iowa 62; Seton Hall 88, Missouri 71; Massachusetts 77, Syracuse 71 (ot); Kentucky 106, Iowa St. 98; UCLA 85, Louisville 69; *New Mexico St. 81, La.-Lafayette 73; Florida St. 78, Georgetown 68; Indiana 89, LSU 79. **Regional Semifinals:** Cincinnati 69, UTEP 67; Memphis 83, Georgia Tech 79 (ot); Ohio St. 80, North Carolina 73; *Michigan 75, Oklahoma St. 72; Duke 81, Seton Hall 69; Kentucky 87, Massachusetts 77; UCLA 85, *New Mexico St. 78; Indiana 85, Florida St. 74. **Regional Championships:** Cincinnati 88, Memphis 57; *Michigan 75, Ohio St. 71 (ot); Duke 104, Kentucky 103 (ot); Indiana 106, UCLA 79. **Semifinals:** *Michigan 76, Cincinnati 72; Duke 81, Indiana 78. **Championship:** Duke 71, *Michigan 51.

**Michigan's and New Mexico State's participation in 1992 tournament vacated.*

1993 First Round: Kentucky 96, Rider 52; Utah 86, Pittsburgh 65; Wake Forest 81, Chattanooga 58; Iowa 82, La.-Monroe 69; Tulane 55, Kansas St. 53; Florida St. 82, Evansville 70; Western Ky. 55, Memphis 52; Seton Hall 81, Tennessee St. 59; *Michigan 84, Coastal Caro. 53; UCLA 81, Iowa St. 70; George Washington 82, New Mexico 68; Southern U. 93, Georgia Tech 78; Illinois 75, Long Beach St. 72; Vanderbilt 92, Boise St. 72; Temple 75, Missouri 61; Santa Clara 64, Arizona 61; North Carolina 85, East Caro. 65; Rhode Island 74, Purdue 68; St. John's (N.Y.) 85, Texas Tech 67; Arkansas 94, Holy Cross 64; Virginia 78, Manhattan 66; Massachusetts 54, Penn 50; *New Mexico St. 93, Nebraska 79; Cincinnati 93, Coppin St. 66; Indiana 97, Wright St. 54; Xavier 73, New Orleans 55; Oklahoma St. 74, Marquette 62; Louisville 76, Delaware 70; California 66, LSU 64; Duke 105, Southern Ill. 70; BYU 80, SMU 71; Kansas 94, Ball St. 72. **Second Round:** Kentucky 83, Utah 62; Wake Forest 84, Iowa 78; Florida St. 94, Tulane 63; Western Ky. 72, Seton Hall 68; *Michigan 86, UCLA 84 (ot); George Washington 90, Southern U. 80; Vanderbilt 85, Illinois 68; Temple 68, Santa Clara 57; North Carolina 112, Rhode Island 67; Arkansas 80, St. John's (N.Y.) 74; Virginia 71, Massachusetts 56; Cincinnati 92, *New Mexico St. 55; Indiana 73, Xavier 70; Louisville 78, Oklahoma St. 63; California 82, Duke 77; Kansas 90, BYU 76. **Regional Semifinals:** Kentucky 103, Wake Forest 69; Florida St. 81, Western Ky. 78 (ot); *Michigan 72, George Washington 64; Temple 67, Vanderbilt 59; North Carolina 80, Arkansas 74; Cincinnati 71, Virginia 54; Indiana 82, Louisville 69; Kansas 93, California 76. **Regional Championships:** Kentucky 106, Florida St. 81; *Michigan 77, Temple 72; North Carolina 75, Cincinnati 68 (ot); Kansas 83, Indiana 77. **Semifinals:** North Carolina 78, Kansas 68; *Michigan 81, Kentucky 78 (ot). **Championship:** North Carolina 77, *Michigan 71.

**Michigan's and New Mexico State's participation in 1993 tournament vacated.*

1994 First Round: *Missouri 76, Navy 53; Wisconsin 80, Cincinnati 72; Green Bay 61, California 57; Syracuse 92, Hawaii 78; *Minnesota 74, Southern Ill. 60; Louisville 67, Boise St. 58; Virginia 57, New Mexico 54; Arizona 81, Loyola (Md.) 55; Arkansas 94, N.C. A&T 79; Georgetown 84, Illinois 77; Tulsa 112, UCLA 102; Oklahoma St. 65, *New Mexico St. 55; Texas 91, Western Ky. 77; Michigan 78, Pepperdine 74 (ot); Maryland 74, St. Louis 66; Massachusetts 78, Texas St. 60; North Carolina 71, Liberty 51; Boston College 67, Washington St. 64; Indiana 84, Ohio 72; Temple 61, Drexel 39; Penn 90, Nebraska 80; Florida 64, James Madison 62; George Washington 51, UAB 46; Connecticut 64, Rider 46; Purdue 98, UCF 67; Alabama 76, Providence 70; Wake Forest 68, Col. of Charleston 58; Kansas 102, Chattanooga 73; Marquette 81, La.-Lafayette 59; Kentucky 83, Tennessee St. 70; Michigan St. 84, Seton Hall 73; Duke 82, Texas Southern 70. **Second Round:** *Missouri 109, Wisconsin 96; Syracuse 64, Green Bay 59; Louisville 60, *Minnesota 55; Arizona 71, Virginia 58; Arkansas 85, Georgetown 73; Tulsa 82, Oklahoma St. 80; Michigan 84, Texas 79; Maryland 95, Massachusetts

87; Boston College 75, North Carolina 72; Indiana 67, Temple 58; Florida 70, Penn 58; Connecticut 75, George Washington 63; Purdue 83, Alabama 73; Kansas 69, Wake Forest 58; Marquette 75, Kentucky 63; Duke 85, Michigan St. 74. **Regional Semifinals:** *Missouri 98, Syracuse 88 (ot); Arizona 82, Louisville 70; Arkansas 103, Tulsa 84; Michigan 78, Maryland 71; Boston College 77, Indiana 68; Florida 69, Connecticut 60 (ot); Purdue 83, Kansas 78; Duke 59, Marquette 49. **Regional Championships:** Arizona 92, *Missouri 72; Arkansas 76, Michigan 68; Florida 74, Boston College 66; Duke 69, Purdue 60. **Semifinals:** Arkansas 91, Arizona 82; Duke 70, Florida 65. **Championship:** Arkansas 76, Duke 72.

**Minnesota's, Missouri's and New Mexico State's participation in 1994 tournament vacated.*

1995 First Round: Kansas 82, Colgate 68; Western Ky. 82, Michigan 76 (ot); Miami (Ohio) 71, Arizona 62; Virginia 96, Nicholls St. 72; Memphis 77, Louisville 56; Purdue 49, Green Bay 48; Syracuse 96, Southern Ill. 92; Arkansas 79, Texas Southern 78; Kentucky 113, Mt. St. Mary's 67; Tulane 76, BYU 70; Arizona St. 81, Ball St. 66; Manhattan 77, Oklahoma 67; Georgetown 68, Xavier 63; Weber St. 79, Michigan St. 72; Iowa St. 64, Florida 61; North Carolina 80, Murray St. 70; Wake Forest 79, N.C. A&T 47; St. Louis 64, *Minnesota 61 (ot); Alabama 91, Penn 85 (ot); Oklahoma St. 73, Drexel 49; Tulsa 68, Illinois 62; Old Dominion 89, Villanova 81 (3 ot); Stanford 70, Charlotte 68; Massachusetts 68, St. Peter's 51; UCLA 92, Florida Int'l 56; Missouri 65, Indiana 60; Mississippi St. 75, Santa Clara 67; Utah 76, Long Beach St. 64; Texas 90, Oregon 73; Maryland 87, Gonzaga 63; Cincinnati 77, Temple 71; Connecticut 100, Chattanooga 71. **Second Round:** Kansas 75, Western Ky. 70; Virginia 60, Miami (Ohio) 54 (ot); Memphis 75, Purdue 73; Arkansas 96, Syracuse 94 (ot); Kentucky 82, Tulane 60; Arizona St. 64, Manhattan 54; Georgetown 53, Weber St. 51; North Carolina 73, Iowa St. 51; Wake Forest 64, St. Louis 59; Oklahoma St. 66, Alabama 52; Tulsa 64, Old Dominion 52; Massachusetts 75, Stanford 53; UCLA 75, Missouri 74; Mississippi St. 78, Utah 64; Maryland 82, Texas 68; Connecticut 96, Cincinnati 91. **Regional Semifinals:** Virginia 67, Kansas 58; Arkansas 96, Memphis 91 (ot); Kentucky 97, Arizona St. 73; North Carolina 74, Georgetown 64; Massachusetts 76, Tulsa 51; Oklahoma St. 71, Wake Forest 66; Connecticut 99, Maryland 89; UCLA 86, Mississippi St. 67. **Regional Championships:** Arkansas 68, Virginia 61; North Carolina 74, Kentucky 61; Oklahoma St. 68, Massachusetts 54; UCLA 102, Connecticut 96. **Semifinals:** Arkansas 75, North Carolina 68; UCLA 74, Oklahoma St. 61. **Championship:** UCLA 89, Arkansas 78.

**Minnesota's participation in 1995 tournament vacated.*

1996 First Round: *Connecticut 68, Colgate 59; Eastern Mich. 75, Duke 60; Mississippi St. 58, VCU 51; Princeton 43, UCLA 41; Boston College 64, Indiana 51; Georgia Tech 90, Austin Peay 79; Temple 61, Oklahoma 43; Cincinnati 66, UNC Greensboro 61; *Purdue 73, Western Caro. 71; Georgia 81, Clemson 74; Drexel 75, Memphis 63; Syracuse 88, Montana St. 55; Iowa 81, George Washington 79; Arizona 90, Valparaiso 51; Santa Clara 91, Maryland 79; Kansas 92, South Carolina St. 54; Massachusetts 92, UCF 70; Stanford 66, Bradley 58; Arkansas 86, Penn St. 80; Marquette 68, Monmouth 44; North Carolina 83, New Orleans 62; *Texas Tech 74, Northern Ill. 73; New Mexico 69, Kansas St. 48; Georgetown 93, Mississippi Val. 56; Kentucky 110, San Jose St. 72; Virginia Tech 61, Green Bay 48; Iowa St. 74, California 64; Utah 72, Canisius 43; Louisville 82, Tulsa 80 (ot); Villanova 92, Portland 58; Texas 80, *Michigan 76; Wake Forest 62, La.-Monroe 50. **Second Round:** *Connecticut 95, Eastern Mich. 81; Mississippi St. 63, Princeton 41; Georgia Tech 103, Boston College 89; Cincinnati 78, Temple 65; Georgia 76, *Purdue 69; Syracuse 69, Drexel 58; Arizona 87, Iowa 73; Kansas 76, Santa Clara 51; Massachusetts 79, Stanford 74; Arkansas 65, Marquette 56; *Texas Tech 92, North Carolina 73; Georgetown 73, New Mexico 62; Kentucky 84, Virginia Tech 60; Utah 73, Iowa St. 67; Louisville 68, Villanova 64; Wake Forest 65, Texas 62. **Regional Semifinals:** Mississippi St. 60, *Connecticut 55; Cincinnati 87, Georgia Tech 70; Syracuse 83, Georgia 81 (ot); Kansas 83, Arizona 80; Massachusetts 79, Arkansas 65; Georgetown 98, *Texas Tech 90; Kentucky 101, Utah 70; Wake Forest 60, Louisville 59. **Regional Championships:** Mississippi St. 73, Cincinnati 63; Syracuse 60, Kansas 57; Massachusetts 86, Georgetown 62; Kentucky 83, Wake Forest 63. **Semifinals:** Syracuse 77, Mississippi St. 69; Kentucky 81, Massachusetts 74. **Championship:** Kentucky 76, Syracuse 67.

**Connecticut's, Michigan's, Purdue's and Texas Tech's participation in 1996 tournament vacated.*

1997 First Round: Kentucky 92, Montana 54; Iowa 73, Virginia 60; Boston College 73, Valparaiso 66; St. Joseph's 75, Pacific 65; Stanford 80, Oklahoma 67; Wake Forest 68, St. Mary's (Cal.) 46; Charlotte 79, Georgetown 67; Utah 75, Navy 61; *Minnesota 78, Texas St. 46; Temple 62, Mississippi 40; Tulsa 81, Boston U. 52; Clemson 68, Miami (Ohio) 56; Iowa St. 69, Illinois St. 57; Cincinnati 86, Butler 69; Xavier 80, Vanderbilt 68; UCLA 109, Charleston So. 75; North Carolina 82, Fairfield 74; Colorado 80, Indiana 62; California 65, Princeton 52; Villanova 101, Long Island 91; Louisville 65, Massachusetts 57; New Mexico 59, Old Dominion 55; Texas 71, Wisconsin 58; Coppin St. 78, South Carolina 65; Kansas 78, Jackson St. 64; Purdue 83, Rhode Island 76 (ot); Col. of Charleston 75, Maryland 66; Arizona 65, South Ala. 57; Illinois 90, Southern California 77; Chattanooga 73, Georgia 70; Providence 81, Marquette 59; Duke 71, Murray St. 68. **Second Round:** Kentucky 75, Iowa 69; St. Joseph's 81, Boston College 77 (ot); Stanford 72, Wake Forest 66; Utah 77, Charlotte 58; *Minnesota 76, Temple 57; Clemson 65, Tulsa 59; Iowa St. 67, Cincinnati 66; UCLA 96, Xavier 83; North Carolina 73, Colorado 56; Villanova 75, Villanova 68; Louisville 64, New Mexico 63; Texas 82, Coppin St. 81; Kansas 75, Purdue 61; Arizona 73, Col. of Charleston 69; Chattanooga 75, Illinois 63; Providence 98, Duke 87. **Regional Semifinals:** Kentucky 83, St. Joseph's 68; Utah 82, Stanford 77 (ot); *Minnesota 90, Clemson 84 (2 ot); UCLA 74, Iowa St. 73 (ot); North Carolina 63, California 57; Louisville 78, Texas 63; Arizona 85, Kansas 82; Providence 71, Chattanooga 65. **Regional Championships:** Kentucky 72, Utah 59; *Minnesota 80, UCLA 72; North Carolina 97, Louisville 74; Arizona 96, Providence 92 (ot). **Semifinals:** Kentucky 78, *Minnesota 69; Arizona 66, North Carolina 58. **Championship:** Arizona 84, Kentucky 79 (ot).

**Minnesota's participation in 1997 tournament vacated.*

1998 First Round: Kansas 110, Prairie View 52; Rhode Island 97, Murray St. 74; Florida St. 96, TCU 87; Valparaiso 70, Mississippi 69; Western Mich. 75, Clemson 72; Stanford 67, Col. of Charleston 57; Detroit 66, St. John's (N.Y.) 64; Purdue 95, Delaware 56; Duke 99, Radford 63; Oklahoma St. 74, George Washington 59; Syracuse 63, Iona 61; New Mexico 79, Butler 62; UCLA 65, Miami (Fla.) 62; *Michigan 80, Davidson 61; St. Louis 51, Massachusetts 46; Kentucky 82, South Carolina St. 67; North Carolina 88, Navy 52; Charlotte 77, Ill.-Chicago 62; Princeton 69, UNLV 57; Michigan St. 83, Eastern Mich. 71; Washington 69, Xavier 68; Richmond 62, South Carolina 61; Indiana 94, Oklahoma 87 (ot); Connecticut 93, Fairleigh Dickinson 85; Arizona 99, Nicholls St. 60; Illinois St. 82, Tennessee 81 (ot); Illinois 64, South Ala. 51; Maryland 82, Utah St. 68; Arkansas 74, Nebraska 65; Utah 85, San Francisco 68; West Virginia 82, Temple 52; Cincinnati 65, Northern Ariz. 62. **Second Round:** Rhode Island 80, Kansas 75; Valparaiso 83, Florida St. 77 (ot); Stanford 83, Western Mich. 65; Purdue 80, Detroit 65; Duke 79, Oklahoma St. 73; Syracuse 56, New Mexico 46; UCLA 85, *Michigan 82; Kentucky 88, St. Louis 61; North Carolina 93, Charlotte 83 (ot); Michigan St. 63, Princeton 56; Washington 81, Richmond 66; Connecticut 78, Indiana 68; Arizona 82, Illinois St. 49; Maryland 67, Illinois 61; Utah 75, Arkansas 69; West Virginia 75, Cincinnati 74. **Regional Semifinals:** Rhode Island 74, Valparaiso 68; Stanford 67, Purdue 59; Duke 80, Syracuse 67; Kentucky 94, UCLA 68; North Carolina 73, Michigan St. 58; Connecticut 75, Washington 74; Arizona 87, Maryland 79; Utah 65, West Virginia 62. **Regional Championships:** Stanford 79, Rhode Island 77; Kentucky 86, Duke 84; North Carolina 75, Connecticut 64; Utah 76, Arizona 51. **Semifinals:** Kentucky 86, Stanford 85 (ot); Utah 65, North Carolina 59. **Championship:** Kentucky 78, Utah 69.

**Michigan's participation in 1998 tournament vacated.*

1999 First Round: Auburn 80, Winthrop 41; Oklahoma St. 69, Syracuse 61; Detroit 56, *UCLA 53; *Ohio St. 72, Murray St. 58; Indiana 108, George Washington 88; St. John's (N.Y.) 69, Samford 43; Creighton 62, Louisville 58; Maryland 82, Valparaiso 60; Connecticut 91, UTSA 66; New Mexico 61, Missouri 59; Iowa 77, UAB 64; Arkansas 94, Siena 80; Florida 75, Penn 61; Weber St. 76, North Carolina 74; Gonzaga 75, Minnesota 63; Stanford 69, Alcorn St. 57; Duke 99, Florida A&M 58; Tulsa 62, Col. of Charleston 53; Missouri St. 43, Wisconsin 32; Tennessee 62, Delaware 52; Temple 61, Kent St. 54; Cincinnati 72, George Mason 48; Purdue 58, Texas 54; Miami (Fla.) 75, Lafayette 54; Michigan St. 76, Mt. St. Mary's 53; Mississippi 72, Villanova 70; Charlotte 81, Rhode Island 70 (ot); Oklahoma 61, *Arizona 60; Kansas 95, Evansville 74; Kentucky 82, New Mexico St. 60; Miami (Ohio) 59, Washington 58; Utah 80, Arkansas St. 58. **Second Round:** Auburn 81, Oklahoma St. 74; *Ohio St. 75, Detroit 44; St. John's (N.Y.)

86, Indiana 61; Maryland 75, Creighton 63; Connecticut 78, New Mexico 56; Iowa 82, Arkansas 72; Florida 82, Weber St. 74 (ot); Gonzaga 82, Stanford 74; Duke 97, Tulsa 56; Missouri St. 81, Tennessee 51; Temple 64, Cincinnati 54; Purdue 73, Miami (Fla.) 63; Michigan St. 74, Mississippi 66; Oklahoma 85, Charlotte 72; Kentucky 92, Kansas 88 (ot); Miami (Ohio) 66, Utah 58. **Regional Semifinals:** *Ohio St. 72, Auburn 64; St. John's (N.Y.) 76, Maryland 62; Connecticut 78, Iowa 68; Gonzaga 73, Florida 72; Duke 78, Missouri St. 61; Temple 77, Purdue 55; Michigan St. 54, Oklahoma 46; Kentucky 58, Miami (Ohio) 43. **Regional Finals:** *Ohio St. 77, St. John's (N.Y.) 74; Connecticut 67, Gonzaga 62; Duke 85, Temple 64; Michigan St. 73, Kentucky 66. **Semifinals:** Connecticut 64, *Ohio St. 58; Duke 68, Michigan St. 62. **Championship:** Connecticut 77, Duke 74.

**Arizona's, Ohio State's and UCLA's participation in 1999 tournament vacated.*

2000 First Round: Texas 77, Indiana St. 61; LSU 64, Southeast Mo. St. 61; Purdue 62, Dayton 61; Oklahoma 74, Winthrop 50; Gonzaga 77, Louisville 66; St. John's (N.Y.) 61, Northern Ariz. 56; Arizona 71, Jackson St. 47; Wisconsin 66, *Fresno St. 56; Michigan St. 65, Valparaiso 38; UCLA 65, Ball St. 57; Auburn 72, Creighton 69; Kentucky 85, St. Bonaventure 80 (2 ot); Iowa St. 88, Central Conn. St. 78; Syracuse 79, Samford 65; Maryland 74, Iona 59; Utah 48, St. Louis 45; Florida 69, Butler 68 (ot); Pepperdine 77, Indiana 57; Illinois 68, Penn 58; Seton Hall 72, Oregon 71 (ot); Temple 73, Lafayette 47; Oklahoma St. 86, Hofstra 66; Kansas 81, DePaul 77 (ot); Duke 82, Lamar 55; Tennessee 63, La.-Lafayette 58; Cincinnati 64, UNC Wilmington 47; Connecticut 75, Utah St. 67; Tulsa 89, UNLV 62; *Ohio St. 87, Appalachian St. 61; North Carolina 84, Missouri 70; Miami (Fla.) 75, Arkansas 71; Stanford 84, South Carolina St. 65. **Second Round:** LSU 72, Texas 67; Purdue 66, Oklahoma 62; Wisconsin 66, Arizona 59; Gonzaga 82, St. John's (N.Y.) 76; Syracuse 52, Kentucky 50; Michigan St. 73, Utah 61; Iowa St. 79, Auburn 60; UCLA 105, Maryland 70; Duke 69, Kansas 64; Florida 93, Illinois 76; Oklahoma St. 75, Pepperdine 67; Seton Hall 67, Temple 65 (ot); North Carolina 60, Stanford 53; Tennessee 65, Connecticut 51; Miami (Fla.) 75, *Ohio St. 62; Tulsa 69, Cincinnati 61. **Regional Semifinals:** Wisconsin 61, LSU 48; Purdue 75, Gonzaga 66; Michigan St. 75, Syracuse 58; Iowa St. 80, UCLA 56; Florida 87, Duke 78; Oklahoma St. 68, Seton Hall 66; North Carolina 74, Tennessee 69; Tulsa 80, Miami (Fla.) 71. **Regional Finals:** Wisconsin 64, Purdue 60; Michigan St. 75, Iowa St. 64; Florida 77, Oklahoma St. 65; North Carolina 59, Tulsa 55. **Semifinals:** Michigan St. 53, Wisconsin 41; Florida 71, North Carolina 59. **Championship:** Michigan St. 89, Florida 70.

**Fresno State's and Ohio State's participation in 2000 tournament vacated.*

2001 Opening Round: Northwestern St. 71, Winthrop 67. **First Round:** Illinois 96, Northwestern St. 54; Charlotte 70, Tennessee 63; Syracuse 79, Hawaii 69; Kansas 99, Cal St. Northridge 75; Notre Dame 83, Xavier 71; Mississippi 72, Iona 70; Butler 79, Wake Forest 63; Arizona 101, Eastern Ill. 76; Michigan St. 69, Alabama St. 35; Fresno St. 82, California 70; Gonzaga 86, Virginia 85; Indiana St. 70, Oklahoma 68 (ot); Temple 79, Texas 65; Florida 69, Western Ky. 56; Penn St. 69, Providence 59; North Carolina 70, Princeton 48; Duke 95, Monmouth 52; Missouri 70, Georgia 68; Utah St. 77, *Ohio St. 68 (ot); UCLA 61, Hofstra 48; Southern California 69, Oklahoma St. 54; Boston College 68, Southern Utah 65; Iowa 69, Creighton 56; Kentucky 72, Holy Cross 68; Stanford 89, UNC Greensboro 60; St. Joseph's 66, Georgia Tech 62; Cincinnati 84, BYU 59; Kent St. 77, Indiana 73; Georgia St. 50, Wisconsin 49; Maryland 83, George Mason 80; Georgetown 63, Arkansas 61; Hampton 58, Iowa St. 57. **Second Round:** Illinois 79, Charlotte 61; Kansas 87, Syracuse 58; Mississippi 59, Notre Dame 56; Arizona 73, Butler 52; Michigan St. 81, Fresno St. 65; Gonzaga 85, Indiana St. 68; Temple 75, Florida 54; Penn St. 82, North Carolina 74; Duke 94, Missouri 81; UCLA 75, Utah St. 50; Southern California 74, Boston College 71; Kentucky 92, Iowa 79; Stanford 90, St. Joseph's 83; Cincinnati 66, Kent St. 43; Maryland 79, Georgia St. 60; Georgetown 76, Hampton 57. **Regional Semifinals:** Illinois 80, Kansas 64; Arizona 66, Mississippi 56; Michigan St. 77, Gonzaga 62; Temple 84, Penn St. 72; Duke 76, UCLA 63; Southern California 80, Kentucky 76; Stanford 78, Cincinnati 65; Maryland 76, Georgetown 66. **Regional Finals:** Arizona 87, Illinois 81; Michigan St. 69, Temple 62; Duke 79, Southern California 69; Maryland 87, Stanford 73. **Semifinals:** Arizona 80, Michigan St. 61; Duke 95, Maryland 84. **Championship:** Duke 82, Arizona 72.

**Ohio State's participation in 2001 tournament vacated.*

2002 Opening Round: Siena 81, Alcorn St. 77. **First Round:** Maryland 85, Siena 70; Wisconsin 80, *St. John's (N.Y.) 70; Tulsa 71, Marquette 69; Kentucky 83, Valparaiso 68; Southern Ill. 76, Texas Tech 68; *Georgia 85, Murray St. 68; North Carolina St. 69, Michigan St. 58; Connecticut 78, Hampton 67; Kansas 70, Holy Cross 59; Stanford 84, Western Ky. 68; Creighton 83, Florida 82 (2 ot); Illinois 93, San Diego St. 64; Texas 70, Boston College 57; Mississippi St. 70, McNeese St. 58; Wake Forest 83, Pepperdine 74; Oregon 81, Montana 62; Duke 84, Winthrop 37; Notre Dame 82, Charlotte 63; Indiana 75, Utah 56; UNC Wilmington 93, Southern California 89 (ot); California 82, Penn 75; Pittsburgh 71, Central Conn. St. 54; Kent St. 69, Oklahoma St. 61; Alabama 86, Fla. Atlantic 78; Cincinnati 90, Boston U. 52; UCLA 80, Mississippi 58; Missouri 93, Miami (Fla.) 80; *Ohio St. 69, Davidson 64; Wyoming 73, Gonzaga 66; Arizona 86, UC Santa Barbara 81; Xavier 70, Hawaii 58; Oklahoma 71, Ill.-Chicago 63. **Second Round:** Maryland 87, Wisconsin 57; Kentucky 87, Tulsa 82; Southern Ill. 77, *Georgia 75; Connecticut 77, North Carolina St. 74; Kansas 86, Stanford 63; Illinois 72, Creighton 60; Texas 68, Mississippi St. 64; Oregon 92, Wake Forest 87; Duke 84, Notre Dame 77; Indiana 76, UNC Wilmington 67; Pittsburgh 63, California 50; Kent St. 71, Alabama 58; UCLA 105, Cincinnati 101 (2 ot); Missouri 83, *Ohio St. 67; Arizona 68, Wyoming 60; Oklahoma 78, Xavier 65. **Regional Semifinals:** Maryland 78, Kentucky 68; Connecticut 71, Southern Ill. 59; Kansas 73, Illinois 69; Oregon 72, Texas 70; Indiana 74, Duke 73; Kent St. 78, Pittsburgh 73 (ot); Missouri 82, UCLA 73; Oklahoma 88, Arizona 78. **Regional Finals:** Maryland 90, Connecticut 82; Kansas 104, Oregon 86; Indiana 81, Kent St. 69; Oklahoma 81, Missouri 75. **Semifinals:** Indiana 73, Oklahoma 64; Maryland 97, Kansas 88. **Championship:** Maryland 64, Indiana 52.

**Georgia's, Ohio State's and St. John's (N.Y.) participation in 2002 tournament vacated.*

2003 Opening Round: UNC Asheville 92, Texas Southern 84 (ot). **First Round:** Kentucky 95, IUPUI 64; Utah 60, Oregon 58; Wisconsin 81, Weber St. 74; Tulsa 84, Dayton 71; Missouri 72, Southern Ill. 71; Marquette 72, Holy Cross 68; Indiana 67, Alabama 62; Pittsburgh 87, Wagner 61; Arizona 80, Vermont 51; Gonzaga 74, Cincinnati 69; Notre Dame 70, Milwaukee 69; Illinois 65, Western Ky. 60; Central Mich. 79, Creighton 73; Duke 67, Colorado St. 57; Arizona St. 84, Memphis 71; Kansas 64, Utah St. 61; Texas 82, UNC Asheville 61; Purdue 80, LSU 56; Connecticut 58, BYU 53; Stanford 77, San Diego 69; Maryland 75, UNC Wilmington 73; Xavier 71, Troy 59; Michigan St. 79, Colorado 64; Florida 85, Sam Houston St. 55; Oklahoma 71, South Carolina St. 54; California 76, North Carolina St. 74 (ot); Butler 47, Mississippi St. 46; Louisville 86, Austin Peay 64; Oklahoma St. 77, Penn 63; Syracuse 76, Manhattan 65; Auburn 65, St. Joseph's 63 (ot); Wake Forest 76, East Tenn. St. 73. **Second Round:** Kentucky 74, Utah 54; Wisconsin 61, Tulsa 60; Marquette 101, Missouri 92 (ot); Pittsburgh 74, Indiana 52; Arizona 96, Gonzaga 95 (2 ot); Notre Dame 68, Illinois 60; Duke 86, Central Mich. 60; Kansas 108, Arizona St. 76; Texas 77, Purdue 67; Connecticut 85, Stanford 74; Maryland 77, Xavier 64; Michigan St. 68, Florida 46; Oklahoma 74, California 65; Butler 79, Louisville 71; Syracuse 68, Oklahoma St. 56; Auburn 68, Wake Forest 62. **Regional Semifinals:** Kentucky 63, Wisconsin 57; Marquette 77, Pittsburgh 74; Arizona 88, Notre Dame 71; Kansas 69, Duke 65; Texas 82, Connecticut 78; Michigan St. 60, Maryland 58; Oklahoma 65, Butler 54; Syracuse 79, Auburn 78. **Regional Finals:** Marquette 83, Kentucky 69; Kansas 78, Arizona 75; Texas 85, Michigan St. 76; Syracuse 63, Oklahoma 47. **Semifinals:** Kansas 94, Marquette 61; Syracuse 95, Texas 84. **Championship:** Syracuse 81, Kansas 78.

2004 Opening Round: Florida A&M 72, Lehigh 57. **First Round:** Kentucky 96, Florida A&M 76; UAB 102, Washington 100; Pacific 66, Providence 58; Kansas 78, Ill.-Chicago 53; Boston College 58, Utah 51; Georgia Tech 65, UNI 60; Nevada 72, Michigan St. 66; Gonzaga 76, Valparaiso 49; St. Joseph's 82, Liberty 63; Texas Tech 76, Charlotte 73; Manhattan 75, Florida 60; Wake Forest 79, VCU 78; Wisconsin 76, Richmond 64; Pittsburgh 53, UCF 44; Memphis 59, South Carolina 43; Oklahoma St. 75, Eastern Wash. 56; Duke 96, Alabama St. 61; Seton Hall 80, Arizona 76; Illinois 72, Murray St. 53; Cincinnati 80, East Tenn. St. 77; North Carolina 63, Air Force 52; Texas 66, Princeton 49; Xavier 80, Louisville 70; Mississippi St. 85, Monmouth 52; Stanford 71, UTSA 45; Alabama 65, Southern Ill. 64; Syracuse 80, BYU 75; Maryland 86, UTEP 83; Vanderbilt 71, Western Mich. 58; North Carolina St. 61, La.-Lafayette 52; DePaul 76, Dayton 69 (2 ot); Connecticut 70, Vermont 53. **Second Round:** UAB 76, Kentucky 75; Kansas 78, Pacific 63; Georgia Tech 57, Boston College 54; Nevada 91, Gonzaga 72; St. Joseph's 70, Texas Tech 65; Wake Forest 84, Manhattan 80; Pittsburgh 59, Wisconsin 55; Oklahoma St. 70, Memphis 53; Duke 90, Seton Hall 62; Illinois 92, Cincinnati 68; Texas 78, North Carolina 75; Xavier 89, Mississippi St. 74; Alabama 70, Stanford 67; Syracuse 72, Maryland 70; Vanderbilt 75, North Carolina St. 73; Connecticut 72, DePaul 55. **Regional Semifinals:** Kansas 100, UAB 74; Georgia Tech 72, Nevada 67; St. Joseph's 84, Wake Forest 80; Oklahoma St. 63, Pittsburgh 51; Duke 72, Illinois 62; Xavier 79, Texas 71; Alabama 80, Syracuse 71; Connecticut 73, Vanderbilt 53. **Regional Finals:** Georgia Tech 79, Kansas 71 (ot); Oklahoma St. 64, St. Joseph's 62; Duke 66, Xavier 63; Connecticut 87, Alabama 71. **Semifinals:** Georgia Tech 67, Oklahoma St. 65; Connecticut 79, Duke 78. **Championship:** Connecticut 82, Georgia Tech 73.

2005 Opening Round: Oakland 79, Alabama A&M 69. **First Round:** Illinois 67, Fairleigh Dickinson 55; Nevada 61, Texas 57; Milwaukee 83, Alabama 73; Boston College 85, Penn 65; UAB 82, LSU 68; Arizona 66, Utah St. 53; Southern Ill. 65, St. Mary's (Cal.) 56; Oklahoma St. 63, Southeastern La. 50; Washington 88, Montana 77; Pacific 79, Pittsburgh 71; Georgia Tech 80, George Washington 68; Louisville 68, La.-Lafayette 62; Texas Tech 78, UCLA 66; Gonzaga 74, Winthrop 64; West Virginia 63, Creighton 61; Wake Forest 70, Chattanooga 54; North Carolina 96, Oakland 68; Iowa St. 64, Minnesota 53; Villanova 55, New Mexico 47; Florida 67, Ohio 62; Wisconsin 57, UNI 52; Bucknell 64, Kansas 63; North Carolina St. 75, Charlotte 63; Connecticut 77, UCF 71; Duke 57, Delaware St. 46; Mississippi St. 93, Stanford 70; Michigan St. 89, Old Dominion 81; Vermont 60, Syracuse 57 (ot); Utah 60, UTEP 54; Oklahoma 84, Niagara 67; Cincinnati 76, Iowa 64; Kentucky 72, Eastern Ky. 64. **Second Round:** Illinois 71, Nevada 59; Milwaukee 83, Boston College 75; Arizona 85, UAB 63; Oklahoma St. 85, Southern Ill. 77; Washington 97, Pacific 79; Louisville 76, Georgia Tech 54; Texas Tech 71, Gonzaga 69; West Virginia 111, Wake Forest 105 (2 ot); North Carolina 92, Iowa St. 65; Villanova 76, Florida 65; Wisconsin 71, Bucknell 62; North Carolina St. 65, Connecticut 62; Duke 63, Mississippi St. 55; Michigan St. 72, Vermont 61; Utah 67, Oklahoma 58; Kentucky 69, Cincinnati 60. **Regional Semifinals:** Illinois 77, Milwaukee 63; Arizona 79, Oklahoma St. 78; Louisville 93, Washington 79; West Virginia 65, Texas Tech 60; North Carolina 67, Villanova 66; Wisconsin 65, North Carolina St. 56; Michigan St. 78, Duke 68; Kentucky 62, Utah 52. **Regional Finals:** Illinois 90, Arizona 89 (ot); Louisville 93, West Virginia 85 (ot); North Carolina 88, Wisconsin 82; Michigan St. 94, Kentucky 88 (2 ot). **Semifinals:** Illinois 72, Louisville 58; North Carolina 87, Michigan St. 71. **Championship:** North Carolina 75, Illinois 70.

2006 Opening Round: Monmouth 71, Hampton 49. **First Round:** Duke 70, Southern U. 54; George Washington 88,

UNC Wilmington 85 (ot); Texas A&M 66, Syracuse 58; LSU 80, Iona 64; West Virginia 64, Southern Ill. 46; Northwestern St. 64, Iowa 63; North Carolina St. 58, California 52; Texas 60, Penn 52; Memphis 94, Oral Roberts 78; Bucknell 59, Arkansas 55; Pittsburgh 79, Kent St. 64; Bradley 77, Kansas 73; Indiana 87, San Diego St. 83; Gonzaga 79, Xavier 75; Alabama 90, Marquette 85; UCLA 78, Belmont 44; Connecticut 72, Albany (N.Y.) 59; Kentucky 69, UAB 64; Washington 75, Utah St. 61; Illinois 78, Air Force 69; George Mason 75, Michigan St. 65; North Carolina 69, Murray St. 65; Wichita St. 86, Seton Hall 66; Tennessee 63, Winthrop 61; Villanova 58, Monmouth 45; Arizona 94, Wisconsin 75; Montana 87, Nevada 79; Boston College 88, Pacific 76 (2 ot); Milwaukee 82, Oklahoma 74; Florida 76, South Ala. 50; Georgetown 54, UNI 49; Ohio St. 70, Davidson 62. **Second Round:** Duke 74, George Washington 61; LSU 58, Texas A&M 57; West Virginia 67, Northwestern St. 54; Texas 75, North Carolina St. 54; Memphis 72, Bucknell 56; Bradley 72, Pittsburgh 66; Gonzaga 90, Indiana 80; UCLA 62, Alabama 59; Connecticut 87, Kentucky 83; Washington 67, Illinois 64; George Mason 65, North Carolina 60; Wichita St. 80, Tennessee 73; Villanova 82, Arizona 78; Boston College 69, Montana 56; Florida 82, Milwaukee 60; Georgetown 70, Ohio St. 52. **Regional Semifinals:** LSU 62, Duke 54; Texas 74, West Virginia 71; Memphis 80, Bradley 64; UCLA 73, Gonzaga 71; Connecticut 98, Washington 92 (ot); George Mason 63, Wichita St. 55; Villanova 60, Boston College 59 (ot); Florida 57, Georgetown 53. **Regional Finals:** LSU 70, Texas 60 (ot); UCLA 50, Memphis 45; George Mason 86, Connecticut 84 (ot); Florida 75, Villanova 62. **Semifinals:** UCLA 59, LSU 45; Florida 73, George Mason 58. **Championship:** Florida 73, UCLA 57.

2007 Opening Round: Niagara 77, Florida A&M 69. **First Round:** Florida 112, Jackson St. 69; Purdue 72, Arizona 63; Butler 57, Old Dominion 46; Maryland 82, Davidson 70; Winthrop 84, Notre Dame 74; Oregon 58, Miami (Ohio) 56; UNLV 67, Ga. Tech 63; Wisconsin 76, A&M-Corpus Christi 63; Kansas 107, Niagara 67; Kentucky 67, Villanova 58; Va. Tech 54, Illinois 52; Southern Ill. 61, Holy Cross 51; VCU 79, Duke 77; Pittsburgh 79, Wright St. 58; Indiana 70, Gonzaga 57; UCLA 70, Weber St. 42; North Carolina 88, Eastern Ky. 65; Michigan St. 61, Marquette 49; Southern California 77, Arkansas 60; Texas 79, New Mexico St. 67; Vanderbilt 77, George Washington 44; Washington St. 70, Oral Roberts 54; Boston College 84, Texas Tech 75; Georgetown 80, Belmont 55; Ohio St. 78, Central Conn. St. 57; Xavier 79, BYU 77; Tennessee 121, Long Beach St. 86; Virginia 84, Albany 57; Louisville 78, Stanford 58; Texas A&M 68, Penn 52; Nevada 77, Creighton 71 (ot); Memphis 73, North Texas 58. **Second Round:** Florida 74, Purdue 67; Butler 62, Maryland 59; Oregon 75, Winthrop 61; UNLV 74, Wisconsin 68; Kansas 88, Kentucky 76; Southern Ill. 63, Va. Tech 48; Pittsburgh 84, VCU 79, (ot); UCLA 54, Indiana 49; North Carolina 81, Michigan St. 67; Southern California 87, Texas 68; Vanderbilt 78, Washington St. 74, (2 ot); Georgetown 62, Boston College 55; Ohio St. 78, Xavier 71 (ot); Tennessee 77, Virginia 74; Texas A&M 72, Louisville 69; Memphis 78, Nevada 58. **Regional Semifinals:** Florida 65, Butler 57; Oregon 76, UNLV 72; Kansas 61, Southern Ill. 58; UCLA 64, Pittsburgh 55; North Carolina 74, Southern California 64; Georgetown 66, Vanderbilt 65; Ohio St. 85, Tennessee 84; Memphis 65, Texas A&M 64. **Regional Finals:** Florida 85, Oregon 77; UCLA 68, Kansas 55; Georgetown 96, North Carolina 84 (ot); Ohio St. 92, Memphis 76. **Semifinals:** Florida 76, UCLA 66; Ohio St. 67, Georgetown 60. **Championship:** Florida 84, Ohio St. 75

Division II Championship

2007 Results

FIRST ROUND

Findlay 70, Wis.-Parkside 60
 Northern Ky. 73, Drury 68
 Grand Valley St. 85, Quincy 75
 Southern Ind. 84, Rockhurst 78
 Barton 85, Queens (N.C.) 76
 West Virginia St. 91, Alderson-Broadus 75
 Millersville 89, Mount Olive 85
 California (Pa.) 82, West Liberty St. 79 (ot)
 Augusta St. 79, Elizabeth City St. 63
 Wingate 72, Armstrong Atlantic 68
 Clayton St. 72, Catawba 69 (ot)
 Virginia Union 74, Lander 68 (ot)
 Humboldt St. 68, Alas. Anchorage 61
 Grand Canyon 87, Seattle Pacific 65
 Seattle 69, Cal Poly Pomona 55
 Cal St. San B'dino 71, BYU-Hawaii 68
 Montevallo 78, Albany St. (Ga.) 62
 Henderson St. 58, Barry 44
 Eckerd 66, Benedict 56
 Rollins 61, Valdosta St. 60
 Central Mo. 76, St. Edward's 39
 Northwest Mo. St. 74, Pittsburg St. 53

Midwestern St. 86, West Tex. A&M 81
 Southeastern Okla. St. 79, Emporia St. 66
 Bentley 59, Caldwell 56
 Bridgeport 67, Philadelphia U. 65
 Bryant 77, Aldelphi 55
 St. Rose 87, Pace 71
 Winona St. 100, St. Cloud St. 73
 Neb.-Kearney 95, South Dakota 88
 Metro St. 71, Adams St. 48
 Minn. St. Mankato 85, Fort Lewis 71

SECOND ROUND

Northern Ky. 60, Findlay 56
 Grand Valley St. 90, Southern Ind. 83
 Barton 88, West Virginia St. 85
 Millersville 82, California (Pa.) 72
 Wingate 79, Augusta St. 78
 Virginia Union 71, Clayton St. 70 (ot)
 Humboldt St. 95, Grand Canyon 81
 Cal St. San B'dino 72, Seattle 66
 Montevallo 68, Henderson St. 58 (ot)
 Eckerd 85, Rollins 76
 Central Mo. 72, Northwest Mo. St. 61
 Southeastern Okla. St. 88, Midwestern St. 77 (ot)
 Bentley 60, Bridgeport 45
 Bryant 65, St. Rose 62
 Winona St. 81, Neb.-Kearney 70

Minn. St. Mankato 70, Metro St. 68

REGIONAL FINALS

Grand Valley St. 66, Northern Ky. 42
 Barton 76, Millersville 65
 Wingate 73, Virginia Union 56
 Cal St. San B'dino 68, Humboldt St. 66
 Montevallo 64, Eckerd 61
 Central Mo. 67, Southeastern Okla. St. 54
 Bentley 63, Bryant 54
 Winona St. 89, Minn. St. Mankato 76

QUARTERFINALS

Barton 83, Grand Valley St. 81 (ot)
 Cal St. San B'dino 100, Wingate 73
 Central Mo. 86, Montevallo 69
 Winona St. 64, Bentley 51

SEMIFINALS

Barton 80, Cal St. San B'dino 79
 Winona St. 90, Central Mo. 85 (ot)

CHAMPIONSHIP

Barton 77, Winona St. 75

Box Scores

SEMIFINALS

MARCH 22 AT SPRINGFIELD, MASSACHUSETTS

Barton 80, Cal St. San B'Dino 79

Cal St. San B'Dino

No.	Player	TOT-FG		3-PT		REBOUNDS			PF	TP	A	TO	BLK	S	MIN	
		FG	FGA	FG	FGA	FT	FTA	OFF								DEF
2	Marlon Pierce.....	* 0	3	0	2	2	2	0	2	2	1	2	2	0	4	24
3	Yoseph Yaisrael.....	* 5	7	2	4	0	1	0	0	0	5	12	3	0	1	25
5	Chet Johnson.....	* 3	5	1	2	0	0	2	2	4	5	7	2	1	0	18
23	Prentice Harris.....	* 5	7	4	4	3	3	0	0	0	3	17	1	1	0	28
32	Ivan Johnson.....	* 7	9	0	0	5	10	1	5	6	4	19	3	2	0	35
00	Greg Williams.....	0	1	0	0	0	0	0	1	1	0	0	0	0	0	5
1	Jason Gilzene.....	0	1	0	0	0	0	0	0	0	0	0	0	0	0	3
12	Geoffrey Clayton.....	2	6	0	2	1	1	1	1	2	3	5	4	4	0	26
15	Lance Ortiz.....	1	4	1	2	2	2	1	0	1	2	5	1	1	0	18
30	David Reichel.....	4	6	2	4	0	0	0	0	0	4	10	0	0	0	15
50	Joseph Tillman.....	1	1	0	0	0	0	0	0	0	0	2	0	0	0	3
	TEAM.....	0	0	0	0	0	0	1	2	3	0	0	0	0	0	0
	Totals.....	28	50	10	20	13	19	6	13	19	27	79	16	11	0	200

Deadball rebounds: 2

Barton

No.	Player	TOT-FG		3-PT		REBOUNDS			PF	TP	A	TO	BLK	S	MIN	
		FG	FGA	FG	FGA	FT	FTA	OFF								DEF
3	Bobby Buffalo.....	* 6	7	3	3	4	4	1	0	1	1	19	1	7	0	37
11	Anthony Atkinson.....	* 6	11	0	1	7	9	0	3	3	1	19	2	3	0	40
20	Jeff Dalce.....	* 0	0	0	0	0	0	1	2	3	2	0	0	1	0	8
33	Brian Leggett.....	* 1	1	0	0	1	2	3	3	6	4	3	0	0	0	19
41	Mark Friscone.....	* 2	5	1	3	3	3	1	1	2	2	8	0	0	0	15
10	Alejo Barovero.....	7	12	2	5	6	8	3	3	6	3	22	3	2	0	35
23	Bobby McNeil.....	0	0	0	0	0	0	0	1	1	0	0	0	3	0	2
30	L.J. Dunn.....	0	1	0	0	0	0	0	2	2	0	0	1	0	0	10
31	Errol Frails.....	1	4	1	4	2	4	0	0	0	2	5	0	1	0	14
44	David King.....	2	2	0	0	0	0	1	1	2	4	4	1	1	0	20
	TEAM.....	0	0	0	0	0	0	0	4	4	0	0	0	0	0	0
	Totals.....	25	43	7	16	23	30	10	20	30	19	80	8	18	0	200

Deadball rebounds: 2

Officials: Mike McCloskey; Gary Tracy; Keith Winfrey
 Technical Fouls: Cal St. San B'dino-Ivan Johnson. Barton-None

Score by Periods

	1	2	Total
Cal St. San B'Dino.....	33	46	79
Barton.....	37	43	80

Winona St. 90, Central Mo 85 (ot)

Winona St.

No.	Player	TOT-FG		3-PT		FT	FTA	REBOUNDS			PF	TP	A	TO	BLK	S	MIN
		FG	FGA	FG	FGA			OFF	DEF	TOT							
4	Quincy Henderson	* 0	2	0	2	0	0	0	5	5	5	0	0	4	0	2	26
11	Zach Malvik	* 7	12	0	2	5	8	0	4	4	1	19	5	7	0	0	45
21	Jonte Flowers	*13	17	1	1	5	5	0	4	4	2	32	3	5	1	2	45
32	Joe Ingvalson	* 2	2	0	0	0	0	0	1	1	2	4	0	0	0	1	12
42	John Smith	*10	12	0	0	5	8	2	10	12	3	25	3	4	2	2	45
3	Travis Whipple	0	0	0	0	2	2	0	0	0	4	2	1	0	0	1	31
24	David Johnson	3	5	2	2	0	0	0	2	2	5	8	3	0	0	0	18
33	Josh Korth	0	1	0	1	0	0	0	0	0	1	0	0	1	0	0	3
	TEAM	0	0	0	0	0	0	0	4	4	0	0	0	0	0	0	0
	Totals	35	51	3	8	17	23	2	30	32	23	90	15	21	3	8	225

Deadball rebounds: 5

Central Mo.

No.	Player	TOT-FG		3-PT		FT	FTA	REBOUNDS			PF	TP	A	TO	BLK	S	MIN
		FG	FGA	FG	FGA			OFF	DEF	TOT							
00	Charles Stoker	* 1	4	0	0	4	4	5	3	8	1	6	1	0	0	1	40
1	Theo Jones	* 4	12	3	7	4	4	0	2	2	3	15	2	2	0	1	41
3	Zack Wright	*14	26	2	3	3	7	1	5	6	0	33	4	3	0	4	45
5	Wadale Williams	* 4	11	0	4	0	0	2	1	3	3	8	2	1	0	2	40
33	Darryl Sommerset	* 6	12	1	3	3	3	1	0	1	5	16	2	3	0	2	19
12	Kevin Wollbrinck	0	0	0	0	0	0	0	0	0	0	0	0	0	0	0	1
15	Fred Dudley	0	1	0	1	0	0	0	1	1	0	0	1	0	0	0	8
24	Michael Taylor	1	2	0	1	0	0	1	0	1	1	2	0	0	0	0	7
54	Alonzo Brooks	1	2	0	0	3	4	1	3	4	5	5	0	3	0	0	24
	TEAM	0	0	0	0	0	0	0	0	0	0	0	0	0	0	0	0
	Totals	31	70	6	19	17	22	11	15	26	18	85	12	12	0	10	225

Deadball rebounds: 3

Attendance: 2,679

Officials: Mike Greenstein; David White; Chris Beaver;
Technical fouls: Winona St.-None. Central Mo.-None

	1	2	OT	Total
Winona St.	37	41	12	90
Central Mo.	36	42	7	85

CHAMPIONSHIP

MARCH 24, AT SPRINGFIELD, MASSACHUSETTS

Barton 77, Winona St. 75

Barton

No.	Player	TOT-FG		3-PT		FT	FTA	REBOUNDS			PF	TP	A	TO	BLK	S	MIN
		FG	FGA	FG	FGA			OFF	DEF	TOT							
3	Bobby Buffalo	* 1	4	1	3	0	0	0	1	1	2	3	2	0	0	2	29
11	Anthony Atkinson	*13	24	2	7	1	2	0	0	0	3	29	4	2	0	3	40
20	Jeff Dalce	* 2	4	0	0	0	0	0	1	1	3	4	0	2	0	2	13
33	Brian Leggett	* 3	5	0	0	2	2	5	5	10	4	8	0	2	2	0	25
41	Mark Friscione	* 5	7	1	2	3	3	1	1	2	1	14	0	0	0	2	15
10	Alejo Barovero	3	12	0	2	3	5	2	2	4	1	9	1	3	0	0	30
30	L.J. Dunn	5	11	0	0	0	0	2	4	6	0	10	0	1	0	3	21
31	Errol Frails	0	0	0	0	0	2	0	1	1	0	0	1	1	0	1	17
44	David King	0	0	0	0	0	0	0	1	1	1	0	0	2	0	1	10
	TEAM	0	0	0	0	0	0	3	0	3	0	0	0	2	0	0	0
	Totals	32	67	4	14	9	14	13	16	29	15	77	8	15	2	14	200

Deadball rebounds: 2

Winona St.

No.	Player	TOT-FG		3-PT		FT	FTA	REBOUNDS			PF	TP	A	TO	BLK	S	MIN
		FG	FGA	FG	FGA			OFF	DEF	TOT							
4	Quincy Henderson	* 7	9	5	7	0	0	1	4	5	3	19	1	4	1	2	40
11	Zach Malvik	*10	16	0	1	6	8	0	3	3	4	26	5	5	0	0	40
21	Jonte Flowers	* 6	11	0	0	1	2	2	10	12	4	13	4	6	0	1	33
32	Joe Ingvalson	* 1	2	0	1	0	0	0	0	0	2	2	0	0	0	0	5
42	John Smith	* 4	6	0	0	2	3	2	3	5	3	10	2	5	2	1	28
3	Travis Whipple	1	2	1	2	0	0	0	2	2	3	3	0	1	0	0	32
24	David Johnson	0	4	0	2	0	0	0	1	1	0	0	1	1	0	1	18
41	Ryan Gargaro	1	1	0	0	0	0	0	0	0	1	2	0	1	0	0	4
	TEAM	0	0	0	0	0	0	2	2	4	0	0	0	1	0	0	0
	Totals	30	51	6	13	9	13	7	25	32	20	75	13	24	3	5	200

Deadball rebounds: 2

Attendance: 4,974

Officials: Mike Greenstein; Gary Tracy; Mike McCloskey;
Technical fouls: Barton-None. Winona St.-None.

	1	2	Total
Barton	31	46	77
Winona St.	41	34	75

Year-by-Year Results

Season	Champion	Score	Runner-Up	Third Place	Fourth Place	Championship Game Attendance	Championship Total Attendance
1957	Wheaton (Ill.) (28-1)	89-65	Ky. Wesleyan	Mt. St. Mary's	Cal St. L.A.	5,000	13,000
1958	South Dakota (22-5)	75-53	St. Michael's	Evansville	Wheaton (Ill.)	4,709	16,007
1959	Evansville (21-6)	83-67	Missouri St.	N.C. A&T	Cal St. L.A.	8,651	22,287
1960	Evansville (25-4)	90-69	Chapman	Ky. Wesleyan	Cornell College	9,009	27,836
1961	Wittenberg (25-4)	42-38	Southeast Mo. St.	South Dakota St.	Mt. St. Mary's	5,138	13,002
1962	Mt. St. Mary's (24-6)	58-57 (ot)	Sacramento St.	Southern Ill.	Neb. Wesleyan	1,851	7,749
1963	South Dakota St. (22-5)	44-42	Wittenberg	Oglethorpe	Southern Ill.	5,261	18,526
1964	Evansville (26-3)	72-59	Akron	N.C. A&T	UNI	12,244	31,915
1965	Evansville (29-0)	85-82 (ot)	Southern Ill.	North Dakota	St. Michael's	12,797	36,084
1966	Ky. Wesleyan (24-6)	54-51	Southern Ill.	Akron	North Dakota	10,319	26,082
1967	Winston-Salem (30-2)	77-74	Missouri St.	Ky. Wesleyan	Illinois St.	6,041	20,608
1968	Ky. Wesleyan (28-3)	63-52	Indiana St.	Trinity (Tex.)	Ashland	13,062	33,899
1969	Ky. Wesleyan (25-5)	75-71	Missouri St.	** American Int'l	Ashland	12,132	30,003
1970	Philadelphia U. (29-2)	76-65	Tennessee St.	UC Riverside	Buffalo St.	5,748	16,075
1971	Evansville (22-8)	97-82	Old Dominion	** La.-Lafayette	Ky. Wesleyan	13,124	35,812
1972	Roanoke (28-4)	84-72	Akron	Tennessee St.	Eastern Mich.	5,233	17,450
1973	Ky. Wesleyan (24-6)	78-76 (ot)	Tennessee St.	Assumption	Brockport St.	6,768	18,318
1974	Morgan St. (28-5)	67-52	Missouri St.	Assumption	New Orleans	4,381	14,207
1975	Old Dominion (25-6)	76-74	New Orleans	Assumption	Chattanooga	4,046	12,909
1976	Puget Sound (27-7)	83-74	Chattanooga	Eastern Ill.	Old Dominion	4,195	70,149
1977	Chattanooga (27-5)	71-62	Randolph-Macon	North Ala.	Sacred Heart	5,718	70,766
1978	Cheyney (26-2)	47-40	Green Bay	Eastern Ill.	UCF	6,458	67,966
1979	North Ala. (22-9)	64-50	Green Bay	Cheyney	Bridgeport	3,768	47,907
1980	Virginia Union (26-4)	80-74	NYIT	Fla. Southern	North Ala.	3,555	44,815
1981	Fla. Southern (24-8)	73-68	Mt. St. Mary's	Cal Poly	Green Bay	5,928	64,659
1982	Dist. Columbia (25-5)	73-63	Fla. Southern	Ky. Wesleyan	Cal St. Bakersfield	4,725	65,884
1983	Wright St. (18-4)	92-73	Dist. Columbia	* Cal St. Bakersfield	* Morningside	4,747	57,893
1984	Central Mo. St. (29-3)	81-77	St. Augustine's	* Ky. Wesleyan	* North Ala.	4,886	67,392
1985	Jacksonville St. (31-1)	74-73	South Dakota St.	* Ky. Wesleyan	* Mt. St. Mary's	6,187	70,945
1986	Sacred Heart (30-4)	93-87	Southeast Mo. St.	* Cheyney	* Fla. Southern	5,863	59,370
1987	Ky. Wesleyan (28-5)	92-74	Gannon	* Delta St.	* Mont. St.-Billings	6,894	65,162
1988	Mass.-Lowell (27-7)	75-72	Alas. Anchorage	Fla. Southern	Troy	4,909	56,123
1989	N.C. Central (28-4)	73-46	Southeast Mo. St.	UC Riverside	Jacksonville St.	3,909	56,890
1990	Ky. Wesleyan (31-2)	93-79	Cal St. Bakersfield	North Dakota	Morehouse	3,904	60,966
1991	North Ala. (29-4)	79-72	Bridgeport	* Cal St. Bakersfield	* Virginia Union	4,582	45,580
1992	Virginia Union (30-3)	100-75	Bridgeport	* Cal St. Bakersfield	* California (Pa.)	5,431	41,219
1993	Cal St. Bakersfield (33-0)	85-72	Troy	* Wayne St. (Mich.)	* Southern N.H.	5,653	44,200
1994	Cal St. Bakersfield (27-6)	92-86	Southern Ind.	* Washburn	* Southern N.H.	6,683	35,599
1995	Southern Ind. (29-4)	71-63	UC Riverside	* Norfolk St.	* Indiana (Pa.)	4,806	130,780
1996	Fort Hays St. (34-0)	70-63	Northern Ky.	* Virginia Union	* California (Pa.)	3,707	55,826
1997	Cal St. Bakersfield (29-4)	57-56	Northern Ky.	* Salem Int'l	* Lynn	2,840	67,531
1998	UC Davis (31-2)	83-77	Ky. Wesleyan	* Virginia Union	* St. Rose	3,420	51,270
1999	Ky. Wesleyan (35-2)	75-60	Metro St.	* Truman	* Fla. Southern	4,013	45,348
2000	Metro St. (33-4)	97-99	Ky. Wesleyan	* Mo. Southern St.	* Seattle Pacific	4,648	40,048
2001	Ky. Wesleyan (31-3)	72-63	Washburn	Western Wash.	Tampa	3,025	46,711
2002	Metro St. (29-6)	80-72	Ky. Wesleyan	Shaw	Indiana (Pa.)	5,119	60,258
2003	Northeastern St. (32-3)	75-64	** Ky. Wesleyan	* Queens (N.C.)	* Bowie St.	2,378	50,912
2004	Kennesaw St. (35-4)	84-59	Southern Ind.	* Metro St.	* Humboldt St.	1,653	29,486
2005	Virginia Union (30-4)	63-58	Bryant	* Lynn	* Tarleton St.	1,717	32,938
2006	Winona St. (32-4)	73-61	Virginia Union	* Seattle Pacific	* Stonehill	4,093	63,176
2007	Barton (31-5)	77-75	Winona St.	* Cal St. San B'dino	* Central Mo.	4,974	76,073

*Indicates tied for third. **Student-athletes representing American International in 1969, La.-Lafayette in 1971 and Ky. Wesleyan in 2003 were declared ineligible after the tournament. Under NCAA rules, the teams' and ineligible student-athletes' records were deleted, and the teams' places in the final standings were vacated.

Season	Site of Finals	Coach of Champion	Outstanding Player Award
1957	Evansville, Ind.	Lee Pfund, Wheaton (Ill.)	Mel Peterson, Wheaton (Ill.)
1958	Evansville, Ind.	Duane Clodfelter, South Dakota	Ed Smallwood, Evansville
1959	Evansville, Ind.	Arad McCutchan, Evansville	Hugh Ahlering, Evansville
1960	Evansville, Ind.	Arad McCutchan, Evansville	Ed Smallwood, Evansville
1961	Evansville, Ind.	Ray Mears, Wittenberg	Don Jacobsen, South Dakota St.
1962	Evansville, Ind.	James Phelan, Mt. St. Mary's	Ron Rohrer, Sacramento St.
1963	Evansville, Ind.	Jim Iverson, South Dakota St.	Wayne Rasmussen, South Dakota St.
1964	Evansville, Ind.	Arad McCutchan, Evansville	Jerry Sloan, Evansville
1965	Evansville, Ind.	Arad McCutchan, Evansville	Jerry Sloan, Evansville
1966	Evansville, Ind.	Guy Strong, Ky. Wesleyan	Sam Smith, Ky. Wesleyan
1967	Evansville, Ind.	C.E. Gaines, Winston-Salem	Earl Monroe, Winston-Salem
1968	Evansville, Ind.	Bob Daniels, Ky. Wesleyan	Jerry Newsom, Indiana St.
1969	Evansville, Ind.	Bob Daniels, Ky. Wesleyan	George Tinsley, Ky. Wesleyan
1970	Evansville, Ind.	Herb Magee, Philadelphia U.	Ted McClain, Tennessee St.
1971	Evansville, Ind.	Arad McCutchan, Evansville	Don Buse, Evansville
1972	Evansville, Ind.	Charles Moir, Roanoke	Hal Johnston, Roanoke
1973	Evansville, Ind.	Bob Jones, Ky. Wesleyan	Mike Williams, Ky. Wesleyan
1974	Evansville, Ind.	Nathaniel Frazier, Morgan St.	Marvin Webster, Morgan St.
1975	Evansville, Ind.	Sonny Allen, Old Dominion	Wilson Washington, Old Dominion
1976	Evansville, Ind.	Don Zech, Puget Sound	Curt Peterson, Puget Sound
1977	Springfield, Mass.	Ron Shumate, Chattanooga	Wayne Golden, Chattanooga
1978	Springfield, Mo.	John Chaney, Cheyney	Andrew Fields, Cheyney
1979	Springfield, Mo.	Bill Jones, North Ala.	Perry Oden, North Ala.
1980	Springfield, Mass.	Dave Robbins, Virginia Union	Keith Valentine, Virginia Union
1981	Springfield, Mass.	Hal Wissel, Fla. Southern	John Ebeling, Fla. Southern

Season	Site of Finals	Coach of Champion	Outstanding Player Award
1982	Springfield, Mass.	Wil Jones, Dist. Columbia	Michael Britt, Dist. Columbia
1983	Springfield, Mass.	Ralph Underhill, Wright St.	Gary Monroe, Wright St.
1984	Springfield, Mass.	Lynn Nance, Central Mo. St.	Ron Nunnally, Central Mo. St.
1985	Springfield, Mass.	Bill Jones, Jacksonville St.	Mark Tetzlaff, South Dakota St.
1986	Springfield, Mass.	Dave Bike, Sacred Heart	Roger Younger, Sacred Heart
1987	Springfield, Mass.	Wayne Chapman, Ky. Wesleyan	Sam Smith, Ky. Wesleyan
1988	Springfield, Mass.	Don Doucette, Mass.-Lowell	Leo Parent, Mass.-Lowell
1989	Springfield, Mass.	Michael Bernard, N.C. Central	Miles Clarke, N.C. Central
1990	Springfield, Mass.	Wayne Chapman, Ky. Wesleyan	Wade Green, Cal St. Bakersfield
1991	Springfield, Mass.	Gary Elliott, North Ala.	Lambert Shell, Bridgeport
1992	Springfield, Mass.	Dave Robbins, Virginia Union	Derrick Johnson, Virginia Union
1993	Springfield, Mass.	Pat Douglass, Cal St. Bakersfield	Tyrone Davis, Cal St. Bakersfield
1994	Springfield, Mass.	Pat Douglass, Cal St. Bakersfield	Stan Gouard, Southern Ind.
1995	Louisville, Ky.	Bruce Pearl, Southern Ind.	William Wilson, UC Riverside
1996	Louisville, Ky.	Gary Garner, Fort Hays St.	Sherick Simpson, Fort Hays St.
1997	Louisville, Ky.	Pat Douglass, Cal St. Bakersfield	Kebu Stewart, Cal St. Bakersfield
1998	Louisville, Ky.	Bob Williams, Ky. Wesleyan	Antonio Garcia, Ky. Wesleyan
1999	Louisville, Ky.	Bob Williams, Ky. Wesleyan	Antonio Garcia, Ky. Wesleyan
2000	Louisville, Ky.	Mike Dunlap, Metro St.	DeMarcos Anzures, Metro St.
2001	Bakersfield, Calif.	Ray Harper, Ky. Wesleyan	Lorico Duncan, Ky. Wesleyan
2002	Evansville, Ind.	Mike Dunlap, Metro St.	Patrick Mutombo, Metro St.
2003	Lakeland, Fla.	Larry Gipson, Northeastern St.	Darnell Hinson, Northeastern St.
2004	Bakersfield, Calif.	Tony Ingle, Kennesaw St.	Terrence Hill, Kennesaw St.
2005	Grand Forks, N.D.	Dave Robbins, Virginia Union	Antwan Walton, Virginia Union
2006	Springfield, Mass.	Mike Leaf, Winona St.	John Smith, Winona St.
2007	Springfield, Mass.	Ron Lievense, Barton	Anthony Atkinson, Barton

Individual Records

(Three-game minimum for series records and percentages)

POINTS, GAME

54—Willie Jones, American (91) vs. Evansville (101), 1960; Bill Fennelly, Central Mo. St. (112) vs. Jacksonville St. (91), 1980.

POINTS, TOURNAMENT

185—Jack Sullivan, Mt. St. Mary's, 1957 (36 vs. CCNY, 48 vs. N.C. Central, 39 vs. Rider, 19 vs. Ky. Wesleyan, 43 vs. Cal. St. L.A.).

FIELD GOALS, GAME

22—Phil Jackson, North Dakota (107) vs. Parsons (56), 1967.

FIELD GOALS, TOURNAMENT

71—Jack Sullivan, Mt. St. Mary's, 1957 (14 vs. CCNY, 19 vs. N.C. Central, 16 vs. Rider, 8 vs. Ky. Wesleyan, 14 vs. Cal. St. L.A.).

THREE-POINT FIELD GOALS, GAME

11—Kenny Warren, Cal St. Bakersfield (98) vs. Grand Canyon (68), 1993.

THREE-POINT FIELD GOALS, TOURNAMENT

23—John Williams, Bryant, 2005 (5 vs. Bloomfield, 4 vs. Adelphi, 1 vs. Bentley, 5 vs. Mount Olive, 6 vs. Tarleton St, 2 vs. Virginia Union.)

FREE THROWS MADE, GAME

24—Dave Twardzik, Old Dominion (102) vs. Norfolk St. (97), 1971.

FREE THROWS MADE, TOURNAMENT

55—Don Jacobsen, South Dakota St., 1961 (9 vs. Cornell College, 22 vs. Prairie View, 9 vs. UC Santa Barbara, 11 vs. Southeast Mo. St., 4 vs. Mt. St. Mary's).

HIGHEST FREE-THROW PERCENTAGE, GAME

(Minimum 18 Made)

100.0%—Ralph Talley, Norfolk St. (70) vs. Virginia Union (60), 1986 (18-18).

ASSISTS, GAME

20—Steve Ray, Bridgeport (132) vs. Stonehill (127) (ot), 1989.

ASSISTS, TOURNAMENT

49—Tyrone Tate, Southern Ind., 1994 (8 vs. Ky. Wesleyan, 3 vs. Wayne St. (Mich.), 16 vs. South Dakota, 16 vs. Southern N.H., 6 vs. Cal St. Bakersfield).

REBOUNDS, TOURNAMENT (SINCE 1968)

99—Marvin Webster, Morgan St., 1974 (5 games).

Team Records

(Three-game minimum for tournament records and percentages)

POINTS, GAME

132—Bridgeport vs. Stonehill (127) (ot), 1989; Central Okla. vs. Washburn (114), 1992.

POINTS, TOURNAMENT

567—Southern Ind., 1995 (95 vs. Hillsdale, 102 vs. Ky. Wesleyan, 102 vs. Northern Ky., 108 vs. Southern N.H., 89 vs. Norfolk St., 71 vs. UC Riverside).

FIELD GOALS, GAME

54—Bentley (129) vs. Stonehill (118), 1989.

FIELD GOALS, TOURNAMENT

198—Southern Ind., 1995 (37 vs. Hillsdale, 37 vs. Ky. Wesleyan, 34 vs. Northern Ky., 40 vs. Southern N.H., 26 vs. Norfolk St., 24 vs. UC Riverside).

THREE-POINT FIELD GOALS, GAME

23—Troy (126) vs. New Hamp. Col (123), 1993.

THREE-POINT FIELD GOALS, TOURNAMENT

57—Troy, 1993 (9 vs. Fla. Southern, 14 vs. Delta St., 6 vs. Washburn, 23 vs. Southern N.H., 5 vs. Cal St. Bakersfield).

FREE THROWS MADE, GAME

46—Evansville (110) vs. N.C. A&T (92), 1959.

FREE THROWS MADE, TOURNAMENT

142—Mt. St. Mary's, 157.

ASSISTS, GAME

36—Troy (126) vs. Southern N.H. (123), 1993.

ASSISTS, TOURNAMENT

120—North Dakota, 1990.

All-Tournament Teams

**Most Outstanding Player.*

#Participation voided by action of the NCAA Council.

1957

*Mel Peterson, Wheaton (Ill.)
Jack Sullivan, Mt. St. Mary's
Mason Cope, Ky. Wesleyan
Bob Whitehead, Wheaton (Ill.)
Jim Daniels, South Dakota

1958

*Ed Smallwood, Evansville
Jim Browne, St. Michael's
Jim Daniels, South Dakota
Mel Peterson, Wheaton (Ill.)
Dick Zeitler, St. Michael's

1959

*Hugh Ahlering, Evansville
Joe Cotton, N.C. A&T
Jack Israel, Missouri St.
Paul Benes, Hope
Leo Hill, Cal St. L.A.

1960

*Ed Smallwood, Evansville
Dale Wise, Evansville
Tom Cooke, Chapman
Gary Auten, Ky. Wesleyan
William Jones, American

1961

*Don Jacobsen, South Dakota St.
John O'Reilly, Mt. St. Mary's
George Fisher, Wittenberg
Vivan Reed, Southeast Mo. St.
Carl Ritter, Southeast Mo. St.

1962

*Ron Rohrer, Sacramento St.
Jim Mumford, Neb. Wesleyan
Ed Spila, Southern Ill.
John O'Reilly, Mt. St. Mary's
Ed Pfeiffer, Mt. St. Mary's

1963

*Wayne Rasmussen, South Dakota St.
Tom Black, South Dakota St.
Bob Cherry, Wittenberg
Bill Fisher, Wittenberg
Al Thrasher, Wittenberg

1964

*Jerry Sloan, Evansville
Maurice McHartley, N.C. A&T
Larry Humes, Evansville
Bill Stevens, Akron
Buster Briley, Evansville

1965

*Jerry Sloan, Evansville
Richard Tarrant, St. Michael's
Walt Frazier, Southern Ill.
George McNeil, Southern Ill.
Larry Humes, Evansville

1966

*Sam Smith, Ky. Wesleyan
Clarence Smith, Southern Ill.
George McNeil, Southern Ill.
David Lee, Southern Ill.
Phil Jackson, North Dakota

1967

*Earl Monroe, Winston-Salem
Lou Shepherd, Missouri St.
Sam Smith, Ky. Wesleyan
Danny Bolden, Missouri St.
Dallas Thornton, Ky. Wesleyan

1968

*Jerry Newsom, Indiana St.
Larry Jeffries, Trinity (Tex.)
George Tinsley, Ky. Wesleyan
Fred Hardman, Indiana St.
Dallas Thornton, Ky. Wesleyan

1969

*George Tinsley, Ky. Wesleyan
Curtis Perry, Missouri St.
Tommy Hobgood, Ky. Wesleyan
Mert Bancroft, Missouri St.
Bob Rutherford, American Int'l

1970

*Ted McClain, Tennessee St.
Randy Smith, Buffalo St.
Carl Poole, Philadelphia U.
Howard Lee, UC Riverside
John Pierantozzi, Philadelphia U.

1971

*Don Buse, Evansville
#Dwight Lamar, La.-Lafayette
Rick Coffey, Evansville
John Duncan, Ky. Wesleyan
Skip Noble, Old Dominion

1972

*Hal Johnston, Roanoke
Leonard Robinson, Tennessee St.
Lloyd Neal, Tennessee St.
Jay Piccola, Roanoke
Len Paul, Akron

1973

*Mike Williams, Ky. Wesleyan
Ron Gilliam, Brockport St.
Mike Boylan, Assumption
Leonard Robinson, Tennessee St.
Roger Zornes, Ky. Wesleyan

1974

*Marvin Webster, Morgan St.
John Grochowalski, Assumption
Randy Magers, Missouri St.
William Doolittle, Missouri St.
Alvin O'Neal, Morgan St.

1975

*Wilson Washington, Old Dominion
Wilbur Holland, New Orleans
John Grochowalski, Assumption
Joy Caruthers, Old Dominion
Paul Brennan, Assumption

1976

*Curt Peterson, Puget Sound
Wayne Golden, Chattanooga
Jeff Fuhrmann, Old Dominion
Jeff Furry, Eastern Ill.
Brant Gibler, Puget Sound

1977

*Wayne Golden, Chattanooga
Joe Allen, Randolph-Macon
Otis Boddie, North Ala.
William Gordon, Chattanooga
Hector Olivencia, Sacred Heart

1978

*Andrew Fields, Cheyney
Kenneth Hynson, Cheyney
Tom Anderson, Green Bay
Charlie Thomas, Eastern Ill.
Jerry Prather, UCF

1979

*Perry Oden, North Ala.
Carlton Hurdle, Bridgeport
Ron Ripley, Green Bay
Ron Darby, North Ala.
Rory Lindgren, Green Bay

1980

*Keith Valentine, Virginia Union
Larry Holmes, Virginia Union
Bobby Jones, NYIT
John Ebeling, Fla. Southern
Johnny Buckmon, North Ala.

1981

*John Ebeling, Fla. Southern
Mike Hayes, Fla. Southern

Durelle Lewis, Mt. St. Mary's
Jim Rowe, Mt. St. Mary's
Jay Bruchak, Mt. St. Mary's

1982

*Michael Britt, Dist. Columbia
John Ebeling, Fla. Southern
Dwight Higgs, Ky. Wesleyan
Earl Jones, Dist. Columbia
Wayne McDaniel, Cal St. Bakersfield

1983

*Gary Monroe, Wright St.
Anthony Bias, Wright St.
Fred Moore, Wright St.
Earl Jones, Dist. Columbia
Michael Britt, Dist. Columbia

1984

*Ron Nunnally, Central Mo. St.
Brian Pesko, Central Mo. St.
Kenneth Bannister, St. Augustine's
Rod Drake, Ky. Wesleyan
Robert Harris, North Ala.

1985

*Mark Tetzlaff, South Dakota St.
Dave Bennett, Ky. Wesleyan
Melvin Allen, Jacksonville St.
Robert Spurgeon, Jacksonville St.
Darryle Edwards, Mt. St. Mary's

1986

*Roger Younger, Sacred Heart
Kevin Stevens, Sacred Heart
Keith Johnson, Sacred Heart
Riley Ellis, Southeast Mo. St.
Ronny Rankin, Southeast Mo. St.

1987

*Sam Smith, Ky. Wesleyan
Andra Whitlow, Ky. Wesleyan
John Worth, Ky. Wesleyan
Mike Runski, Gannon
Jerome Johnson, Mont. St.-Billings

1988

*Leo Parent, Mass.-Lowell
Bobby Licare, Mass.-Lowell
Averian Parrish, Alas. Anchorage
Jerry Johnson, Fla. Southern
Darryl Thomas, Troy

1989

*Miles Clarke, N.C. Central
Dominique Stephens, N.C. Central
Antoine Sifford, N.C. Central
Earnest Taylor, Southeast Mo. St.
Maurice Pullum, UC Riverside

1990

*Wade Green, Cal St. Bakersfield
LeRoy Ellis, Ky. Wesleyan
Corey Crowder, Ky. Wesleyan
Dave Vonesh, North Dakota
Vincent Mitchell, Ky. Wesleyan

1991

*Lambert Shell, Bridgeport
Pat Morris, Bridgeport
Fred Stafford, North Ala.
Allen Williams, North Ala.
Carl Wilmer, North Ala.

1992

*Derrick Johnson, Virginia Union
Reggie Jones, Virginia Union
Winston Jones, Bridgeport
Steve Wills, Bridgeport
Kenney Toomer, California (Pa.)

1993

*Tyrone Davis, Cal St. Bakersfield
Roheen Oats, Cal St. Bakersfield
Terry McCord, Troy
Wayne Robertson, New Hamp. Col.
Danny Lewis, Wayne St. (Mich.)

1994

*Stan Gouard, Southern Ind.
Kenny Warren, Cal St. Bakersfield
Reggie Phillips, Cal St. Bakersfield
Roheen Oats, Cal St. Bakersfield
Tyrone Tate, Southern Ind.

1995

*William Wilson, UC Riverside
Brian Huebner, Southern Ind.
Chad Gilbert, Southern Ind.
Boo Purdom, UC Riverside
Corey Williams, Norfolk St.

1996

*Sherick Simpson, Fort Hays St.
Paul Cluxton, Northern Ky.
LaRon Moore, Northern Ky.
Alonzo Goldston, Fort Hays St.
Kebu Stewart, Cal St. Bakersfield

1997

*Kebu Stewart, Cal St. Bakersfield
Cliff Clinton, Northern Ky.
Paul Cluxton, Northern Ky.
Shannon Minor, Northern Ky.
Terrance Springer, Salem Int'l

1998

*Antonio Garcia, Ky. Wesleyan
Dana Williams, Ky. Wesleyan
Jason Cox, Ky. Wesleyan
Dante Ross, Ky. Wesleyan
William Davis, Virginia Union

1999

*Antonio Garcia, Ky. Wesleyan
Dana Williams, Ky. Wesleyan
Lee Barlow, Metro St.
DeMarcos Anzures, Metro St.
Innocent Kere, Fla. Southern

2000

*DeMarcos Anzures, Metro St.
Kane Oakley, Metro St.
John Bynum, Metro St.
Lee Barlow, Metro St.
Lorico Duncan, Ky. Wesleyan

2001

*Lorico Duncan, Ky. Wesleyan
Marshall Sanders, Ky. Wesleyan
Ewan Auguste, Washburn
Ryan Murphy, Washburn
Sylvere Bryan, Washburn

2002

*Patrick Mutombo, Metro St.
Clayton Smith, Metro St.
Chris Landry, Ky. Wesleyan
Ronald Evans, Ky. Wesleyan
Ronald Murray, Shaw

2003

*Darnell Hinson, Northeastern St.
Shon Robinson, Northeastern St.
Derek Cline, Northeastern St.
Marlon Parmer, Ky. Wesleyan
Eugene Dabney, Ky. Wesleyan

2004

*Terrence Hill, Kennesaw St.
Georgy Joseph, Kennesaw St.
Cris Brunson, Southern Ind.
Joe Gordon, Southern Ind.
Luke Kendall, Metro St.

2005

*Antwan Walton, Virginia Union
Luqman Jaaber, Virginia Union
Duan Crockett, Virginia Union
Chris Burns, Bryant
John Williams, Bryant

2006

*John Smith, Winona St.
David Zellman, Winona St.
Brad Byerson, Virginia Union
Darius Hargrove, Virginia Union
Tony Binetti, Seattle Pacific

2007

*Anthony Atkinson, Barton
Zack Wright, Central Mo.
Jonte Flowers, Winona St.
Zack Malvik, Winona St.
John Smith, Winona St.

#The participation of Dwight Lamar (Louisiana-Lafayette) in the 1971 tournament was voided by action of the NCAA Council.

Won-Lost Records in Tournament Play

Team (Years Participated)	Yrs.	Won	Lost	Pct.	1st	2nd	3rd	4th
Abilene Christian (1959-60-62-64-65-66-86-87-99-2003)	10	9	12	.429	0	0	0	0
Adams St. (2007)	1	0	1	.000	0	0	0	0
Adelphi (1958-59-64-78-95-96-97-98-99-2000-01-02-05-06-07)	15	12	16	.429	0	0	0	0
Akron (1958-64-65-66-67-71-72-73-75)	9	21	9	.700	0	2	1	0
Ala.-Huntsville (2000-03-06)	3	1	3	.250	0	0	0	0
Alabama A&M (1985-86-87-88-89-93-94-95-96-97)	10	11	13	.458	0	0	0	0
Alabama St. (1972-75)	2	0	3	.000	0	0	0	0
Alas. Anchorage (1982-86-87-88-90-91-93-94-96-97-2004-07)	12	10	13	.435	0	1	0	0
Alas. Fairbanks (1989-2003-04-05-06)	5	4	6	.400	0	0	0	0
Albany (N.Y.) (1969)	1	1	1	.500	0	0	0	0
Albany St. (Ga.) (1973-78-79-84-85-92-97-98-2007)	9	4	11	.267	0	0	0	0
Albright (1961-62-65-66-74)	5	4	6	.400	0	0	0	0
Alcorn St. (1969)	1	1	1	.500	0	0	0	0
Alderson-Broadus (2002-03-04-05-06-07)	6	4	6	.400	0	0	0	0
American (1958-59-60)	3	6	3	.667	0	0	0	0
American Int'l (1966-67-68-83-84-85-94-2000)*	8	7	11	.389	0	0	0	0
Amherst (1957)	1	0	1	.000	0	0	0	0
Angelo St. (1988-89-2001)	3	1	4	.200	0	0	0	0
Ark.-Monticello (2006)	1	2	1	.667	0	0	0	0
Ark.-Pine Bluff (1967)	1	0	2	.000	0	0	0	0
Arkansas St. (1958-60-62-63-66-67)	6	5	7	.417	0	0	0	0
Armstrong Atlantic (1975-77-95-2001-04-06-07)	7	2	9	.182	0	0	0	0
Ashland (1968-69-70-71-88-90-91)	7	11	10	.524	0	0	0	2
Assumption (1960-63-64-65-66-67-68-69-70-71-72-73-74-75-76-77-79-83-88-91-92-98-2002-03)	24	32	27	.542	0	0	3	0
Augusta St. (1978-2001-02-07)	4	2	5	.286	0	0	0	0
Augustana (Ill.) (1959-60-63-71)	4	0	8	.000	0	0	0	0
Augustana (S.D.) (1975-77-78-86-88-89)	6	3	9	.250	0	0	0	0
Austin Peay (1958-60-61-63)	4	3	6	.333	0	0	0	0
Baldwin-Wallace (1967)	1	1	1	.500	0	0	0	0
Ball St. (1964)	1	0	2	.000	0	0	0	0
Baltimore (1975-76-77)	3	3	3	.500	0	0	0	0
Barry (2005-07)	2	0	2	.000	0	0	0	0
Barton (1997-2003-06-07)	4	10	3	.769	1	0	0	0
Bates (1961)	1	1	1	.500	0	0	0	0
Bellarmine (1963-65-69-70-77-82-84-89-91)	9	6	12	.333	0	0	0	0
Belmont Abbey (1959-60-61-2002-03)	5	4	5	.444	0	0	0	0
Beloit (1957)	1	1	1	.500	0	0	0	0
Bemidji St. (2004)	1	0	1	.000	0	0	0	0
Benedict (1980-2004-06-07)	4	0	5	.000	0	0	0	0
Bentley (1972-73-74-75-76-79-85-89-93-2002-05-06-07)	13	12	15	.444	0	0	0	0
Bethune-Cookman (1965-68-80)	3	0	6	.000	0	0	0	0
Bloomfield (2005-06)	2	1	2	.333	0	0	0	0
Bloomsburg (1963-74-81-82-83-89-95-96)	8	8	9	.471	0	0	0	0
Bluefield St. (1996)	1	0	1	.000	0	0	0	0
Boise St. (1970)	1	1	1	.500	0	0	0	0
Bowie St. (2003-04-05)	3	7	3	.700	0	0	1	0
Brandeis (1958)	1	1	1	.500	0	0	0	0
Bridgeport (1968-72-73-76-77-78-79-85-89-90-91-92-2003-04-06-07)	16	24	18	.571	0	2	0	1
BYU-Hawaii (2000-02-03-04-05-07)	6	1	6	.143	0	0	0	0
Brockport St. (1973)	1	4	2	.667	0	0	0	1
Bryant (1978-80-2004-05-06-07)	6	9	8	.529	0	1	0	0
Buffalo (1957-58-59-60-63-65)	6	6	7	.462	0	0	0	0
Buffalo St. (1967-68-70-71-72-76)	6	7	9	.438	0	0	0	1
C.W. Post (1962-71-73-75-83-84-85-87-90-91-94-2003-04)	13	12	15	.444	0	0	0	0
Caldwell (2007)	1	0	1	.000	0	0	0	0
UC Davis (1967-68-69-75-76-78-95-96-97-98-99-2000)	12	10	16	.385	1	0	0	0
UC Irvine (1968-69-72-75)	4	2	6	.250	0	0	0	0
UC Riverside (1970-72-73-74-75-79-80-84-86-88-89-90-91-92-94-95-97)	17	28	19	.596	0	1	2	0
UC Santa Barbara (1961-63)	2	3	2	.600	0	0	0	0
Cal Poly (1971-74-77-80-81-82-86)	7	10	8	.556	0	0	1	0
Cal Poly Pomona (1962-64-76-2003-04-05-07)	7	10	7	.588	0	0	0	0
Cal St. Bakersfield (1973-76-82-83-84-88-89-90-91-92-93-94-95-96-97-98-2001-02-03-04-06)	21	41	20	.672	3	1	3	1
Cal St. Chico (1958-74-81-91-92-93-2004-05)	8	1	13	.071	0	0	0	0
Cal St. Dom. Hills (1981-87-89)	3	2	4	.333	0	0	0	0
Cal St. East Bay (1977-85-86-87-88)	5	6	6	.500	0	0	0	0
Cal St. L.A. (1957-59-95-98-2000)	5	9	7	.563	0	0	0	2
Cal St. Northridge (1978-79-85)	3	2	4	.333	0	0	0	0
Cal St. San B'dino (1999-2000-01-02-03-04-05-07)	8	14	8	.636	0	0	0	0
California (Pa.) (1985-88-92-93-94-95-96-98-99-2003-04-07)	12	10	13	.435	0	0	2	0
Capital (1957-70-73)	3	2	3	.400	0	0	0	0
Carson-Newman (2002)	1	1	1	.500	0	0	0	0
Catawba (1998-99-2001-04-05-07)	6	1	6	.143	0	0	0	0
Catholic (1964)	1	0	2	.000	0	0	0	0
Centenary (La.) (1957-58-59)	3	1	4	.200	0	0	0	0
Central Ark. (2005)	1	1	1	.500	0	0	0	0
Central Conn. St. (1966-67-69-71-83-84)	6	6	8	.429	0	0	0	0
UCF (1976-77-78-80-81-82)	6	6	8	.429	0	0	0	1
Central Mich. (1965-70-71)	3	3	3	.500	0	0	0	0
Central Mo. (1965-70-80-81-82-83-84-85-89-90-91-94-95-96-97-2005-06-07)	18	24	18	.571	1	0	1	0
Central Okla. (1992-93-95-97-98-2003-05-06)	8	7	8	.467	0	0	0	0

Team (Years Participated)	Yrs.	Won	Lost	Pct.	1st	2nd	3rd	4th
Central St. (Ohio) (1982).....	1	1	1	.500	0	0	0	0
Central Wash. (1999-2000-01-06).....	4	2	4	.333	0	0	0	0
Centre (1964).....	1	0	2	.000	0	0	0	0
Chaminade (2006).....	1	1	1	.500	0	0	0	0
Chapman (1957-58-59-60-61-63-78-83-84).....	9	11	10	.524	0	1	0	0
Charleston (W.V.) (1999-2000-01-02).....	4	2	4	.333	0	0	0	0
Chattanooga (1961-73-75-76-77).....	5	11	5	.688	1	1	0	0
Cheyney (1965-66-67-68-69-70-71-72-73-76-77-78-79-80-81-82-83-86-2004).....	19	33	20	.623	1	0	2	0
Chicago (1961-74).....	2	2	2	.500	0	0	0	0
CCNY (1957).....	1	0	1	.000	0	0	0	0
Clarion (1981-2001).....	2	1	2	.333	0	0	0	0
Clark Atlanta (1996).....	1	0	1	.000	0	0	0	0
Clayton St. (2007).....	1	1	1	.500	0	0	0	0
Coe (1973-74).....	2	2	2	.500	0	0	0	0
Colo. Christian (1993).....	1	0	2	.000	0	0	0	0
Colorado Col. (1960-61).....	2	0	4	.000	0	0	0	0
Colorado St.-Pueblo (1967-68-72-73-98).....	5	2	8	.200	0	0	0	0
Columbus St. (1978-84-96-98-2000-03-04-05-06).....	9	8	10	.444	0	0	0	0
Concord (1997).....	1	2	1	.667	0	0	0	0
Concordia (Ill.) (1962-63-65-69).....	4	2	6	.250	0	0	0	0
Cornell College (1960-61-63-70).....	4	4	7	.364	0	0	0	1
Delta St. (1972-85-86-87-93-96-97-98-2000-02-03-06).....	12	13	12	.520	0	0	1	0
Denison (1968).....	1	1	1	.500	0	0	0	0
Denver (1992-96).....	2	1	2	.333	0	0	0	0
DePauw (1957-68).....	2	0	3	.000	0	0	0	0
Dist. Columbia (1982-83-87-2004).....	4	9	4	.692	1	1	0	0
Doane (1965).....	1	0	2	.000	0	0	0	0
Dowling (1995-98).....	2	0	2	.000	0	0	0	0
Drexel (1957-60-66-67).....	4	0	7	.000	0	0	0	0
Drury (2000-04-06-07).....	4	2	4	.333	0	0	0	0
East Stroudsburg (1990).....	1	1	1	.500	0	0	0	0
East Tenn. St. (1957).....	1	1	1	.500	0	0	0	0
Eastern Ill. (1975-76-77-78-79-80).....	6	12	6	.667	0	0	2	0
Eastern Mich. (1972).....	1	3	2	.600	0	0	0	1
Eastern N.M. (1993-2004).....	2	1	2	.333	0	0	0	0
Eckerd (1973-94-95-2001-03-04-05-07).....	8	9	9	.500	0	0	0	0
Edinboro (1982-86-94-96-98-2005-06).....	7	3	9	.250	0	0	0	0
Elizabeth City St. (1978-81-94-97-99-2007).....	6	7	6	.538	0	0	0	0
Elizabethtown (1964).....	1	1	1	.500	0	0	0	0
Elon (1997).....	1	0	1	.000	0	0	0	0
Emporia St. (2004-07).....	2	0	2	.000	0	0	0	0
Evansville (1957-58-59-60-61-62-63-64-65-66-68-71-72-74-76).....	15	40	10	.800	5	0	1	0
Fairfield (1960-61-62).....	3	2	4	.333	0	0	0	0
Fairleigh Dickinson (1963).....	1	0	2	.000	0	0	0	0
Fairmont St. (1996-98-99-2000).....	4	4	4	.500	0	0	0	0
Fayetteville St. (1973-93).....	2	2	3	.400	0	0	0	0
Ferris St. (1983-87-88-89-90-98-2005-06).....	8	7	9	.438	0	0	0	0
Findlay (2002-03-04-05-06-07).....	6	7	6	.538	0	0	0	0
Fisk (1964-74).....	2	3	2	.600	0	0	0	0
Florida A&M (1957-59-62-78).....	4	3	4	.429	0	0	0	0
Fla. Gulf Coast (2005).....	1	0	1	.000	0	0	0	0
Fla. Southern (1972-79-80-81-82-83-85-86-87-88-89-90-91-93-96-98-99-2000-01-03-04).....	21	32	23	.582	1	1	4	0
Florida Tech (1989-90).....	2	1	4	.200	0	0	0	0
Fort Hays St. (1995-96-97-98-2001-03-06).....	7	8	6	.571	1	0	0	0
Fort Lewis (2002-03-05-07).....	4	0	4	.000	0	0	0	0
Fort Valley St. (1998).....	1	0	1	.000	0	0	0	0
Francis Marion (2004).....	1	2	1	.667	0	0	0	0
Franklin Pierce (1991-93-96).....	3	3	3	.500	0	0	0	0
Fresno St. (1958-60-62-63-64-65-66).....	7	8	8	.500	0	0	0	0
Gannon (1962-72-75-77-80-84-85-86-87-88-90-93-94-95-2000-01-02-03-04-05).....	20	14	25	.359	0	1	0	0
Gardner-Webb (2000).....	1	0	1	.000	0	0	0	0
GC&SU (1997-99-2000-06).....	4	5	4	.556	0	0	0	0
Ga. Southern (1970).....	1	1	1	.500	0	0	0	0
Grambling (1958-76).....	2	3	2	.600	0	0	0	0
Grand Canyon (1992-93-95-96-97-98-2007).....	7	5	7	.417	0	0	0	0
Grand Valley St. (1985-91-92-97-2001-06-07).....	7	5	8	.385	0	0	0	0
Green Bay (1974-76-77-78-79-81).....	6	13	8	.619	0	2	0	1
Grinnell (1962).....	1	0	2	.000	0	0	0	0
Gust. Adolphus (1958).....	1	0	2	.000	0	0	0	0
Hamline (1962).....	1	1	1	.500	0	0	0	0
Hampton (1983-91).....	2	2	2	.500	0	0	0	0
Harding (2003).....	1	0	1	.000	0	0	0	0
Hartford (1972-73-74-75).....	4	2	4	.333	0	0	0	0
Hartwick (1965-70-71-73-74-75-76-77-78-79-80).....	11	11	13	.458	0	0	0	0
Hawaii-Hilo (2003-05).....	2	1	2	.333	0	0	0	0
Hawaii Pacific (1999).....	1	0	1	.000	0	0	0	0
Henderson St. (1999-2000-01-02-03-04-07).....	7	8	7	.533	0	0	0	0
High Point (1996-97).....	2	2	2	.500	0	0	0	0
Hillsdale (1995-2001-02).....	3	1	3	.250	0	0	0	0
Hiram (1973-74).....	2	1	3	.250	0	0	0	0
Hofstra (1959-62-63-64).....	4	5	4	.556	0	0	0	0
Hope (1958-59).....	2	3	2	.600	0	0	0	0
Humboldt St. (1983-90-2001-02-03-04-06-07).....	8	9	9	.500	0	0	1	0
Illinois St. (1957-62-67-68-69).....	5	6	7	.462	0	0	0	1

Team (Years Participated)	Yrs.	Won	Lost	Pct.	1st	2nd	3rd	4th
Incarinate Word (2002)	1	1	1	.500	0	0	0	0
Indiana (Pa.) (1994-95-96-2000-02-04-05)	7	13	7	.650	0	0	2	0
IPFW (1993)	1	0	2	.000	0	0	0	0
Indiana St. (1966-67-68)	3	5	4	.556	0	1	0	0
Indianapolis (1996-97-2003-04-05)	5	1	5	.167	0	0	0	0
Ithaca (1964-72)	2	1	3	.250	0	0	0	0
Jackson St. (1957-64-65-66-68)	5	4	6	.400	0	0	0	0
Jacksonville St. (1980-81-83-84-85-89-90-92)	8	16	9	.640	1	0	0	1
James Madison (1974-76)	2	0	3	.000	0	0	0	0
Johns Hopkins (1974)	1	0	1	.000	0	0	0	0
Johnson C. Smith (1960-87-91-92-95-98-2001-02-03-06)	10	6	13	.316	0	0	0	0
Kennesaw St. (2003-04-05)	3	7	2	.778	1	0	0	0
Kentucky St. (1962-2001)	2	1	2	.333	0	0	0	0
Ky. Wesleyan (1957-60-61-64-66-67-68-69-70-71-72-73-74-82-83-84-85-86-87-88-89-90-91-92-94-95-98-99-2000-01-02-04)*	32	91	26	.777	8	4	5	1
King's (Pa.) (1974)	1	1	1	.500	0	0	0	0
Knox (1958-59)	2	2	2	.500	0	0	0	0
Kutztown (1988)	1	0	2	.000	0	0	0	0
Lake Superior St. (1996)	1	0	1	.000	0	0	0	0
Lamar (1960-62-63-64-66)	5	5	5	.500	0	0	0	0
Lander (1995-99-2007)	3	3	3	.500	0	0	0	0
Lane (2005)	1	0	1	.000	0	0	0	0
Lebanon Valley (1973)	1	0	1	.000	0	0	0	0
Le Moyne (1959-60-64-65-66-68-69-88-96-97)	10	4	13	.235	0	0	0	0
LeMoyne-Owen (1999-2000)	2	0	2	.000	0	0	0	0
Lenoir-Rhyne (1995-2003-04)	3	0	3	.000	0	0	0	0
Lewis (1982-83-84-85-86-88-89-99-2002-03-04)	11	6	13	.316	0	0	0	0
Lincoln (Mo.) (1959-60-61-67-68-69-72-75-76-77-78-81)	12	12	13	.480	0	0	0	0
Linfield (1957-58)	2	1	3	.250	0	0	0	0
Lock Haven (1987-89)	2	2	2	.500	0	0	0	0
Long Beach St. (1961)	1	1	1	.500	0	0	0	0
Long Island (1965-66-67)	3	6	3	.667	0	0	0	0
Longwood (1994-95-2001)	3	1	4	.200	0	0	0	0
Loras (1959)	1	0	2	.000	0	0	0	0
Louisiana Tech (1967-71)	2	2	2	.500	0	0	0	0
Loyola (Md.) (1973)	1	1	2	.333	0	0	0	0
Luther (1967)	1	1	1	.500	0	0	0	0
Lynn (1997-98-99-2005)	4	9	4	.692	0	0	2	0
MacMurray (1961)	1	0	2	.000	0	0	0	0
Mansfield (1984-97)	2	1	2	.333	0	0	0	0
UMBC (1979-80)	2	3	2	.600	0	0	0	0
Mass.-Lowell (1988-2001-02-03-04-06)	6	14	5	.737	1	0	0	0
McNeese St. (1968)	1	0	2	.000	0	0	0	0
Mercer (1972)	1	0	2	.000	0	0	0	0
Merrimack (1977-78-91-92-2000)	5	5	5	.500	0	0	0	0
Mesa St. (1994-95-99-2004)	4	0	5	.000	0	0	0	0
Metro St. (1990-91-98-99-2000-01-02-03-04-05-06-07)	12	29	10	.744	2	1	1	0
Michigan Tech (1963-98-2000-02-03-04)	6	5	6	.455	0	0	0	0
Midwestern St. (1999-2000-2007)	3	2	3	.400	0	0	0	0
Miles (1974)	1	0	1	.000	0	0	0	0
Millersville (1985-86-87-89-93-95-2003-05-07)	9	12	9	.571	0	0	0	0
Milwaukee (1960-89)	2	3	2	.600	0	0	0	0
Minn. Duluth (1957-65-97-2002-03)	5	1	5	.167	0	0	0	0
Minn. St. Mankato (1964-76-2005-06-07)	5	6	5	.545	0	0	0	0
Minn. St. Moorhead (1965)	1	1	1	.500	0	0	0	0
Mississippi Col. (1978-95)	2	3	2	.600	0	0	0	0
Mo.-Rolla (1975-76-96)	3	1	5	.167	0	0	0	0
Mo.-St. Louis (1972-88)	2	3	2	.600	0	0	0	0
Mo. Southern St. (1993-2000)	2	3	3	.500	0	0	1	0
Missouri St. (1958-59-66-67-68-69-70-73-74-78)	10	23	10	.697	0	4	0	0
Mo. Western St. (1990-91-92-95-97-98-99-2002-03)	9	1	12	.077	0	0	0	0
Monmouth (Ill.) (1957-74)	2	0	2	.000	0	0	0	0
Monmouth (1981-82)	2	1	3	.250	0	0	0	0
Mont. St.-Billings (1981-82-85-86-87-96-97-98-2002)	9	7	11	.389	0	0	1	0
Montclair St. (1969-70-71)	3	4	3	.571	0	0	0	0
Montevallo (2004-05-06-07)	4	10	4	.714	0	0	0	0
Morehouse (1981-90-91-95-2003-04)	6	3	9	.250	0	0	0	1
Morgan St. (1974-75-76)	3	6	3	.667	1	0	0	0
Morningside (1983-84-95)	3	8	3	.727	0	0	1	0
Mount Olive (2004-05-06-07)	4	4	4	.500	0	0	0	0
Mt. St. Mary's (1957-61-62-63-67-69-70-79-80-81-82-85-86-87)	14	25	17	.595	1	1	2	1
Muhlenberg (1968)	1	0	2	.000	0	0	0	0
Neb.-Kearney (1991-96-97-98-2002-03-04-05-06-07)	10	8	11	.421	0	0	0	0
Neb.-Omaha (1975-76-77-79-82-83-84-2002-04-05)	10	6	12	.333	0	0	0	0
Neb. Wesleyan (1962-63-64-99)	4	6	6	.500	0	0	0	1
Nevada (1957-61-64-66)	4	1	6	.143	0	0	0	0
UNLV (1965-67-68-69)	4	4	5	.444	0	0	0	0
New Haven (1987-88-90-2003-04)	5	2	7	.222	0	0	0	0
New Jersey City (1973-74)	2	0	2	.000	0	0	0	0
New Orleans (1971-72-74-75)	4	9	6	.600	0	1	0	1
NYIT (1978-80-2004)	3	5	4	.556	0	1	0	0
Nicholls St. (1976-79-80)	3	5	3	.625	0	0	0	0
Norfolk St. (1965-68-69-71-74-84-85-86-87-88-89-90-92-94-95)	15	19	18	.514	0	0	1	0

CHAMPIONSHIPS

Team (Years Participated)	Yrs.	Won	Lost	Pct.	1st	2nd	3rd	4th
North Ala. (1977-79-80-81-84-88-91-94-95-96-2006)	11	27	10	.730	2	0	2	1
N.C. A&T (1958-59-62-64)	4	10	4	.714	0	0	2	0
N.C. Central (1957-88-89-90-93-96-97)	7	10	6	.625	1	0	0	0
North Dakota (1965-66-67-74-75-76-77-79-80-81-82-90-91-92-93-94-95-2000-03)	19	29	22	.569	0	0	2	0
North Dakota St. (1971-74-81-83-94-95-96-97)	8	8	8	.500	0	0	0	0
North Park (1969)	1	1	1	.500	0	0	0	0
Northeastern (1962-63-64-66-67-68)	6	8	6	.571	0	0	0	0
Northeastern St. (2000-01-02-03)	4	8	3	.727	1	0	0	0
Northern Colo. (1964-65-66-89)	4	1	6	.143	0	0	0	0
Northern Ill. (1958)	1	1	1	.500	0	0	0	0
UNI (1962-64-79)	3	5	4	.556	0	0	0	1
Northern Ky. (1978-95-96-97-98-2000-01-03-07)	9	15	10	.600	0	2	0	0
Northern Mich. (1979-80-81-84-85-93-99-2000)	8	7	10	.412	0	0	0	0
Northern St. (1996-97-98-99-2004-05-06)	7	5	7	.417	0	0	0	0
Northwest Mo. St. (1982-84-89-98-2000-01-02-03-04-06-07)	11	10	14	.417	0	0	0	0
Northwood (1999)	1	0	1	.000	0	0	0	0
Oakland (1994-95-96-97)	4	2	4	.333	0	0	0	0
Oglethorpe (1963-66-68-69)	4	8	4	.667	0	0	1	0
Ohio Northern (1974)	1	0	1	.000	0	0	0	0
Old Dominion (1969-70-71-73-74-75-76)	7	15	8	.652	1	1	0	1
Pace (1992-99-2002-07)	4	1	5	.167	0	0	0	0
Pacific (Ore.) (1957)	1	0	1	.000	0	0	0	0
Paine (1994-99-2002)	3	1	3	.250	0	0	0	0
Parsons (1967)	1	0	2	.000	0	0	0	0
Pfeiffer (1996-2000-04-05)	4	6	4	.600	0	0	0	0
Philadelphia U. (1958-63-64-65-66-67-68-69-70-71-72-73-75-76-77-78-79-83-85-89-91-92-93-94-95-2001-04-07)	28	31	32	.492	1	0	0	0
Philander Smith (1957-58)	2	0	3	.000	0	0	0	0
Pittsburg St. (1997-98-99-2005-07)	5	4	5	.444	0	0	0	0
Pitt.-Johnstown (1997-98)	2	1	2	.333	0	0	0	0
Portland St. (1967)	1	0	2	.000	0	0	0	0
Potsdam St. (1966-73-74)	3	2	6	.250	0	0	0	0
Prairie View (1960-61)	2	2	2	.500	0	0	0	0
Presbyterian (1996-97-2003-06)	4	3	4	.429	0	0	0	0
Puget Sound (1970-71-73-75-76-77-78-79-80-81-84)	11	17	11	.607	1	0	0	0
Queens (N.Y.) (2001-02-05)	3	0	3	.000	0	0	0	0
Queens (N.C.) (1996-98-99-2001-03-07)	6	8	6	.571	0	0	1	0
Quincy (1995-97-2005-06-07)	5	4	5	.444	0	0	0	0
Quinnipiac (1976-79-80-88)	4	2	6	.250	0	0	0	0
Randolph-Macon (1965-66-74-75-77-81-83-84-85)	9	6	14	.300	0	1	0	0
Regis (Colo.) (1957-58-95-96)	4	3	5	.375	0	0	0	0
Rensselaer (1958-73)	2	0	3	.000	0	0	0	0
Rider (1957)	1	2	1	.667	0	0	0	0
Roanoke (1968-71-72-73-74-79)	6	8	8	.500	1	0	0	0
Rochester (1961-62-67-68)	4	3	5	.375	0	0	0	0
Rockhurst (2002-07)	2	2	2	.500	0	0	0	0
Rollins (1974-76-79-92-96-2003-04-06-07)	9	9	11	.450	0	0	0	0
Sacramento St. (1959-62-70-88)	4	4	7	.364	0	1	0	0
Sacred Heart (1971-72-75-77-78-81-82-83-84-85-86-87-89)	13	22	15	.595	1	0	0	1
St. Andrews (2000)	1	0	1	.000	0	0	0	0
St. Anselm (1960-62-70-86-87-90-93-95-96-99-2000-01-05-06)	14	10	17	.370	0	0	0	0
St. Augustine's (1983-84-97)	3	7	3	.700	0	1	0	0
St. Cloud St. (1974-86-87-88-92-2000-01-03-06-07)	10	7	12	.368	0	0	0	0
St. Edward's (2006-07)	2	0	2	.000	0	0	0	0
St. Joseph's (Ind.) (1970-74-75-76-78-79-92-2006)	8	11	9	.550	0	0	0	0
St. Lawrence (1974)	1	0	1	.000	0	0	0	0
St. Mary's (Tex.) (2001-03-04-05)	4	0	4	.000	0	0	0	0
St. Michael's (1957-58-59-60-65-67-73-74-87-97-99-2001)	12	19	15	.559	0	1	0	1
St. Norbert (1958)	1	0	2	.000	0	0	0	0
St. Olaf (1969-71-72)	3	1	6	.143	0	0	0	0
St. Procopius (1966)	1	0	1	.000	0	0	0	0
St. Rose (1992-95-96-97-98-99-2000-03-05-07)	10	10	11	.476	0	0	1	0
St. Thomas (Fla.) (1972-73-82)	3	2	3	.400	0	0	0	0
Salem Int'l (1997-98-99-2000-01-02-03-05-06)	9	13	9	.591	0	0	1	0
Sam Houston St. (1986)	1	0	2	.000	0	0	0	0
San Diego (1966-73-74-78-79)	5	4	6	.400	0	0	0	0
San Diego St. (1957-67-68)	3	5	3	.625	0	0	0	0
San Fran. St. (1960-63-65-69-71-80-82-83-94)*	9	4	15	.211	0	0	0	0
Seattle (2007)	1	1	1	.500	0	0	0	0
Seattle Pacific (1962-64-65-66-71-72-77-95-96-98-99-2000-01-02-05-06-07)	17	22	17	.564	0	0	2	0
Shaw (1995-2002-03)	3	6	3	.667	0	0	1	0
Shippensburg (1991-2006)	2	0	3	.000	0	0	0	0
Siena (1974)	1	2	1	.667	0	0	0	0
Slippery Rock (1990-91)	2	1	3	.250	0	0	0	0
Sonoma St. (1973-74-89-99-2003-06)	6	2	7	.222	0	0	0	0
S.C.-Aiken (1998)	1	1	1	.500	0	0	0	0
S.C. Upstate (1991-92-96-98-2005-06)	6	5	6	.455	0	0	0	0
South Carolina St. (1958-61-63-66-67)	5	3	7	.300	0	0	0	0
South Dakota (1957-58-72-90-93-94-99-2000-03-04-05-06-07)	13	18	12	.600	1	0	0	0
South Dakota St. (1959-60-61-63-68-69-70-72-73-78-80-84-85-88-91-92-96-97-98-2000-01-02-04)	23	35	22	.614	1	1	1	0
Southampton (1972)	1	2	1	.667	0	0	0	0
Southeast Mo. St. (1961-62-63-64-79-82-83-85-86-87-88-89-90)	13	28	14	.667	0	3	0	0
Southeastern La. (1973)	1	1	1	.500	0	0	0	0
Southeastern Okla. (2007)	1	2	1	.667	0	0	0	0

Team (Years Participated)	Yrs.	Won	Lost	Pct.	1st	2nd	3rd	4th
Southern Conn. St. (1982-83-97-2000)	4	3	5	.375	0	0	0	0
Southern Ill. (1959-61-62-63-64-65-66)	7	17	9	.654	0	2	1	1
SIU Edwardsville (1986-87-89-2005-06)	5	6	5	.545	0	0	0	0
Southern Ind. (1978-80-81-85-87-90-93-94-95-96-97-98-99-2000-01-03-04-05-06-07)	20	30	22	.577	1	2	0	0
Southern N.H. (1980-81-86-87-90-92-93-94-95-96-97-98-99-2003-04-05)	16	23	16	.590	0	0	2	0
Southern U. (1974-75-77)	3	1	5	.167	0	0	0	0
Southwest Baptist (1990-91-2006)	3	3	4	.429	0	0	0	0
Southwest Minn. St. (2001)	1	3	1	.750	0	0	0	0
Southwestern Okla. (2005)	1	0	1	.000	0	0	0	0
Springfield (1961-63-64-66-68-69-70-80-81-82-86)	11	6	16	.273	0	0	0	0
Stephen F. Austin (1983)	1	1	1	.500	0	0	0	0
Stetson (1967-70-71)	3	3	4	.429	0	0	0	0
Steubenville (1965-66-73)	3	4	3	.571	0	0	0	0
Stillman (2006)	1	0	1	.000	0	0	0	0
Stonehill (1971-73-80-81-82-89-98-2006)	8	7	11	.389	0	0	1	0
Stony Brook (1970)	1	0	2	.000	0	0	0	0
Tampa (1984-85-86-87-88-89-90-93-94-95-97-2000-01-02)	14	15	15	.500	0	0	1	0
Tarleton St. (2002-03-04-05-06)	5	10	5	.667	0	0	1	0
Tenn.-Martin (1982-83)	2	1	3	.250	0	0	0	0
Tennessee St. (1963-67-70-71-72-73-74-75)	8	19	9	.679	0	2	1	1
Tex.-Pan American (1968)	1	1	1	.500	0	0	0	0
Tex. A&M-Commerce (1996-97-98-2005)	4	5	4	.556	0	0	0	0
Tex. A&M-Kingsville (1992-96-2004)	3	1	3	.250	0	0	0	0
Towson (1977-78)	2	3	2	.600	0	0	0	0
Transylvania (1969-70-72-73)	4	2	7	.222	0	0	0	0
Trinity (Tex.) (1960-61-68)	3	6	3	.667	0	0	1	0
Troy (1977-88-91-92-93)	5	10	6	.625	0	1	0	1
Truman (1960-71-79-81-99-2006)	6	8	7	.533	0	0	1	0
Tusculum (2005)	1	0	1	.000	0	0	0	0
Tuskegee (1959-79)	2	1	3	.250	0	0	0	0
Union (Tenn.) (1962-68)	2	1	3	.250	0	0	0	0
Upsala (1960)	1	1	1	.500	0	0	0	0
Valdosta St. (1976-77-79-2002-04-07)	6	5	6	.455	0	0	0	0
Valparaiso (1962-66-67-69-73)	5	7	5	.583	0	0	0	0
Virginia St. (1982-88)	2	1	3	.250	0	0	0	0
Virginia Union (1961-77-79-80-82-84-85-86-87-88-89-90-91-92-93-94-95-96-98-2000-03-04-05-06-07)	25	45	24	.652	3	1	3	0
Wabash (1958-59-60-61)	4	4	4	.500	0	0	0	0
Wagner (1958-67-68-69)	4	4	4	.500	0	0	0	0
Wartburg (1957-58-59-60)	4	2	5	.286	0	0	0	0
Washburn (1992-93-94-95-97-2000-01-03-04-05)	10	13	10	.565	0	1	1	0
Washington-St. Louis (1963-64-65)	3	4	3	.571	0	0	0	0
Wayne St. (Mich.) (1970-84-86-87-92-93-94-99-2004-05)	10	11	12	.478	0	0	1	0
Wayne St. (Neb.) (1999-2000)	2	2	2	.500	0	0	0	0
Wesleyan (Conn.) (1959)	1	0	2	.000	0	0	0	0
West Ala. (1978-82)	2	2	2	.500	0	0	0	0
West Chester (1983-95-99-2001-2003)	5	0	6	.000	0	0	0	0
West Ga. (1975-80-81-83-84-86-87-97-98-99-2001-02-05)	13	10	14	.417	0	0	0	0
West Liberty St. (2007)	1	0	1	.000	0	0	0	0
West Tex. A&M (1987-90-91-94-98-99-2001-03-06-07)	10	5	12	.294	0	0	0	0
West Virginia St. (2004-06-07)	3	3	3	.500	0	0	0	0
West Va. Wesleyan (2002)	1	0	1	.000	0	0	0	0
Western Ill. (1959-80-81)	3	2	4	.333	0	0	0	0
Western St. (1993)	1	1	1	.500	0	0	0	0
Western Wash. (2001-05-06)	3	6	3	.667	0	0	1	0
Wheaton (Ill.) (1957-58-59-60)	4	11	4	.733	1	0	0	1
Wheeling Jesuit (2005-06)	2	0	2	.000	0	0	0	0
Widener (1972)	1	0	1	.000	0	0	0	0
Willamette (1959)	1	1	1	.500	0	0	0	0
Williams (1959-61)	2	2	3	.400	0	0	0	0
Wingate (1999-2000-01-02-06-07)	6	4	6	.400	0	0	0	0
Winona St. (2001-05-06-07)	4	12	3	.800	1	1	0	0
Winston-Salem (1966-67-77-84-85-86-99-2000-01-02-05)	11	11	13	.458	1	0	0	0
Wis.-Parkside (2007)	1	0	1	.000	0	0	0	0
Wis.-Superior (1957-61)	2	0	3	.000	0	0	0	0
Wittenberg (1959-61-62-63-69-72-74)	7	14	8	.636	1	1	0	0
Wooster (1971-73)	2	0	4	.000	0	0	0	0
Wright St. (1976-79-80-81-82-83-85-86)	8	12	7	.632	1	0	0	0
Youngstown St. (1961-62-63-64-66-70-72-75-77)	9	8	11	.421	0	0	0	0

*Participation in tournament vacated by the NCAA Committee on Infractions: American Int'l 1969-70; La.-Lafayette 1971 (only tournament berth); San Fran. St. 1984, Ky. Wesleyan 2003. (Note: Losing semifinalists are credited with third place in years when there was no third-place game [1983-87, 1991-present].)

All-Time Results

1957 First Round: St. Michael's 80, Amherst 63; Rider 63, Drexel 61; Mt. St. Mary's 93, CCNY 84; N.C. Central 78, Florida A&M 61; Buffalo 75, Capital 64; Evansville 108, Illinois St. 96; Ky. Wesleyan 77, DePauw 62; East Tenn. St. 62, Centenary (La.) 61 (ot); South Dakota 62, Monmouth (Ill.) 52; Jackson St. 93, Philander Smith 65; Wheaton (Ill.) 84, Minn. Duluth 75; Beloit 103, Wis.-Superior 79; Regis (Colo.) 88, Wartburg 82; San Diego St. 75, Chapman 56; Cal St. L.A. 75, Nevada 69; Linfield 83, Pacific (Ore.) 79 (ot). **Second Round:** Rider 69,

St. Michael's 68; Mt. St. Mary's 106, N.C. Central 88; Buffalo 77, Evansville 75; Ky. Wesleyan 84, East Tenn. St. 73; South Dakota 2, Jackson St. 0 (forfeit); Wheaton (Ill.) 77, Beloit 75; San Diego St. 81, Regis (Colo.) 78; Cal St. L.A. 85, Linfield 74. **Quarterfinals:** Mt. St. Mary's 86, Rider 66; Ky. Wesleyan 72, Buffalo 68; Wheaton (Ill.) 90, South Dakota 80; Cal St. L.A. 57, San Diego St. 55. **Semifinals:** Ky. Wesleyan 99, Mt. St. Mary's 81; Wheaton (Ill.) 71, Cal St. L.A. 53. **Third Place:** Mt. St. Mary's 82, Cal St. L.A. 72. **Championship:** Wheaton (Ill.) 89, Ky. Wesleyan 65. **1958 First Round:** Adelphi 90, Brandeis 72; St. Michael's 72, Rensselaer 56; Grambling 104, South Carolina St. 79;

N.C. A&T 68, Philander Smith 64; Wagner 94, Philadelphia U. 77; American 77, Buffalo 60; Evansville 70, Wabash 68 (ot); Akron 76, Austin Peay 61; Wheaton (Ill.) 68, St. Norbert 66; Hope 101, Northern Ill. 95; Fresno St. 69, Cal St. Chico 56; Chapman 78, Linfield 57; Missouri St. 74, Centenary (La.) 69; Regis (Colo.) 48, Arkansas St. 47; South Dakota 67, Wartburg 65; Knox 76, Gust. Adolphus 65. **Regional Third Place:** Brandeis 71, Rensselaer 69; South Carolina St. 80, Philander Smith 70; Buffalo 77, Philadelphia U. 73; Wabash 72, Austin Peay 69; Northern Ill. 76, St. Norbert 70; Cal St. Chico 76, Linfield 62; Arkansas St. 83, Centenary (La.) 70; Wartburg 83, Gust. Adolphus 73. **Regional Championships:** St. Michael's

97, Adelphi 58; Grambling 88, N.C. A&T 73; American 72, Wagner 65; Evansville 82, Akron 70; Wheaton (Ill.) 104, Hope 93; Chapman 52, Fresno St. 49; Missouri St. 73, Regis (Colo.) 65; South Dakota 102, Knox 51. **Quarterfinals:** Evansville 82, American 72; St. Michael's 84, Grambling 76; Wheaton (Ill.) 81, Chapman 64; South Dakota 63, Missouri St. 58. **Semifinals:** St. Michael's 78, Evansville 70; South Dakota 64, Wheaton (Ill.) 60. **Third Place:** Evansville 95, Wheaton (Ill.) 93. **Championship:** South Dakota 75, St. Michael's 53.

1959 First Round: N.C. A&T 101, Tuskegee 87; Florida A&M 90, Lincoln (Mo.) 73; American 80, Adelphi 73; Hofstra 67, Wesleyan (Conn.) 48; St. Michael's 53, Buffalo 51; Le Moyne 72, Williams 66; Evansville 66, Belmont Abbey 54; Wittenberg 80, Southern Ill. 70; Wheaton (Ill.) 102, Wabash 83; Hope 102, Loras 73; Missouri St. 87, Abilene Christian 67; Centenary (La.) 84, Western Ill. 76; South Dakota St. 73, Augustana (Ill.) 58; Knox 88, Wartburg 84; Cal St. L.A. 83, Sacramento St. 57; Chapman 73, Willamette 52. **Regional Third Place:** Belmont Abbey 79, Southern Ill. 70; Buffalo 78, Williams 53; Adelphi 69, Wesleyan (Conn.) 63; Lincoln (Mo.) 88, Tuskegee 64; Wartburg 69, Augustana (Ill.) 66 (ot); Abilene Christian 85, Western Ill. 81 (ot); Wabash 100, Loras 79; Willamette 76, Sacramento St. 57. **Regional Championships:** N.C. A&T 98, Florida A&M 75; American 66, Hofstra 65; St. Michael's 71, Le Moyne 70; Evansville 56, Wittenberg 50; Hope 81, Wheaton (Ill.) 76; Missouri St. 65, Centenary (La.) 62; South Dakota St. 106, Knox 80; Cal St. L.A. 86, Chapman 82. **Quarterfinals:** N.C. A&T 87, American 70; Evansville 82, St. Michael's 63; Missouri St. 76, Hope 74; Cal St. L.A. 92, South Dakota St. 67. **Semifinals:** Evansville 110, N.C. A&T 92; Missouri St. 72, Cal St. L.A. 59. **Third Place:** N.C. A&T 101, Cal St. L.A. 84. **Championship:** Evansville 83, Missouri St. 67.

1960 First Round: St. Michael's 73, Assumption 50; St. Anselm 108, Le Moyne 75; Ky. Wesleyan 108, Johnson C. Smith 80; Austin Peay 74, Belmont Abbey 63; Fairfield 56, Drexel 44; American 83, Upsala 74; Evansville 91, Arkansas St. 74; Wabash 76, Buffalo 65; Wheaton (Ill.) 82, Augustana (Ill.) 67; Lincoln (Mo.) 100, Milwaukee 92; Fresno St. 62, San Fran. St. 49; Chapman 73, Trinity (Tex.) 52; Cornell College 72, Wartburg 67; Prairie View 78, South Dakota St. 65; Truman 82, Lamar 81; Abilene Christian 109, Colorado Col. 65. **Regional Third Place:** Assumption 94, Le Moyne 68; Buffalo 53, Arkansas St. 52; Belmont Abbey 70, Johnson C. Smith 59; Upsala 74, Drexel 69; Lamar 88, Colorado Col. 67; Milwaukee 109, Augustana (Ill.) 82; Trinity (Tex.) 72, San Fran. St. 64; South Dakota St. 93, Wartburg 77. **Regional Championships:** St. Michael's 99, St. Anselm 95; Ky. Wesleyan 83, Austin Peay 69; American 75, Fairfield 74; Evansville 89, Wabash 68; Wheaton (Ill.) 78, Lincoln (Mo.) 59; Chapman 70, Fresno St. 62; Cornell College 93, Prairie View 79; Truman 79, Abilene Christian 76. **Quarterfinals:** Ky. Wesleyan 99, St. Michael's 55; Evansville 101, American 91; Chapman 73, Wheaton (Ill.) 67; Cornell College 83, Truman 81. **Semifinals:** Evansville 76, Ky. Wesleyan 69; Chapman 79, Cornell College 64. **Third Place:** Ky. Wesleyan 86, Cornell College 76. **Championship:** Evansville 90, Chapman 69.

1961 First Round: Belmont Abbey 74, Ky. Wesleyan 62; Austin Peay 77, Chattanooga 69; Mt. St. Mary's 83, Virginia Union 80; Albright 85, Fairfield 67; Williams 74, Rochester 72; Bates 75, Springfield 63; Wittenberg 43, Youngstown St. 28; Wabash 94, South Carolina St. 83; Lincoln (Mo.) 90, Evansville 77; Chicago 64, MacMurray 59; Southeast Mo. St. 99, Colorado Col. 68; Southern Ill. 96, Trinity (Tex.) 82; Prairie View 79, Wis.-Superior 68; South Dakota St. 90, Cornell College 71; Long Beach St. 70, Chapman 66; UC Santa Barbara 78, Nevada 57. **Regional Third Place:** Ky. Wesleyan 111, Chattanooga 80; Virginia Union 70, Fairfield 66; Youngstown St. 96, South Carolina St. 82; Rochester 82, Springfield 68; Evansville 98, MacMurray 97 (ot); Cornell College 83, Wis.-Superior 63; Mt. St. Mary's 82, Albright 76; Williams 75, Bates 68; Wittenberg 48, Wabash 42; Southeast Mo. St. 87, Southern Ill. 84; Chicago 55, Lincoln (Mo.) 42; South Dakota St. 88, Prairie View 84; UC Santa Barbara 58, Long Beach St. 54. **Quarterfinals:** Mt. St. Mary's 96, Austin Peay 78; Wittenberg 64, Williams 51; Southeast Mo. St. 67, Chicago 41; South Dakota St. 79, UC Santa Barbara 65. **Semifinals:** Wittenberg 65, Mt. St. Mary's 49; Southeast Mo. St. 81, South Dakota St. 69. **Third Place:** South Dakota St. 77, Mt. St. Mary's 76. **Championship:** Wittenberg 42, Southeast Mo. St. 38.

1962 First Round: Northeastern 88, St. Anselm 78; Fairfield 86, Rochester 75; Southern Ill. 78, Union (Tenn.) 56; Evansville 97, N.C. A&T 82; Mt. St. Mary's 67, Albright 64 (4 ot); Hofstra 56, C.W. Post 55; Florida A&M 74, Youngstown St. 60; Wittenberg 69, Gannon 43; Cal Poly Pomona 88, Fresno

St. 81; Sacramento St. 68, Seattle Pacific 57; Concordia (Ill.) 79, Illinois St. 61; Valparaiso 75, Kentucky St. 61; Southeast Mo. St. 57, Abilene Christian 55; Arkansas St. 66, Lamar 65; UNI 81, Hamline 68; Neb. Wesleyan 71, Grinnell 65. **Regional Third Place:** St. Anselm 83, Rochester 64; Albright 65, C.W. Post 59; Youngstown St. 58, Gannon 52; N.C. A&T 84, Union (Tenn.) 80; Kentucky St. 77, Illinois St. 72; Lamar 83, Abilene Christian 74; Hamline 76, Grinnell 69; Seattle Pacific 73, Fresno St. 68. **Regional Championships:** Northeastern 80, Fairfield 69; Southern Ill. 88, Evansville 83; Mt. St. Mary's 66, Hofstra 51; Wittenberg 35, Florida A&M 33; Sacramento St. 73, Cal Poly Pomona 65; Valparaiso 75, Concordia (Ill.) 72; Southeast Mo. St. 76, Arkansas St. 64; Neb. Wesleyan 78, UNI 77. **Quarterfinals:** Southern Ill. 73, Northeastern 57; Mt. St. Mary's 43, Wittenberg 39; Sacramento St. 61, Valparaiso 54; Neb. Wesleyan 71, Southeast Mo. St. 61 (ot). **Semifinals:** Mt. St. Mary's 58, Southern Ill. 57; Sacramento St. 74, Neb. Wesleyan 73 (2 ot). **Third Place:** Southern Ill. 98, Neb. Wesleyan 81. **Championship:** Mt. St. Mary's 58, Sacramento St. 57 (ot).

1963 First Round: Tennessee St. 119, Austin Peay 94; Oglethorpe 57, Bellarmine 49; Bloomsburg 76, Mt. St. Mary's 61; Philadelphia U. 60, Hofstra 55; South Carolina St. 80, Buffalo 63; Wittenberg 38, Youngstown St. 31; Springfield 66, Fairleigh Dickinson 54; Northeastern 74, Assumption 60; Evansville 66, Concordia (Ill.) 56; Washington-St. Louis 71, Augustana (Ill.) 66; Lamar 89, Arkansas St. 88; Southern Ill. 87, Southeast Mo. St. 79; Neb. Wesleyan 86, Michigan Tech 69; South Dakota St. 71, Cornell College 64; Chapman 53, San Fran. St. 50; Fresno St. 68, UC Santa Barbara 60. **Regional Third Place:** Bellarmine 96, Austin Peay 86; Hofstra 78, Mt. St. Mary's 71; Youngstown St. 65, Buffalo 53; Assumption 65, Fairleigh Dickinson 51; Concordia (Ill.) 92, Augustana (Ill.) 84; Arkansas St. 77, Southeast Mo. St. 75; Michigan Tech 71, Cornell College 61; UC Santa Barbara 58, San Fran. St. 56. **Regional Championships:** Oglethorpe 55, Tennessee St. 51; Philadelphia U. 54, Bloomsburg 48; Wittenberg 70, South Carolina St. 63; Northeastern 47, Springfield 45; Evansville 85, Washington-St. Louis 76; Southern Ill. 93, Lamar 84; South Dakota St. 77, Neb. Wesleyan 75; Fresno St. 71, Chapman 59. **Quarterfinals:** Oglethorpe 36, Philadelphia U. 34; Wittenberg 48, Northeastern 47; Southern Ill. 86, Evansville 73; South Dakota St. 84, Fresno St. 71. **Semifinals:** Wittenberg 46, Oglethorpe 37; South Dakota St. 80, Southern Ill. 76. **Third Place:** Oglethorpe 68, Southern Ill. 64. **Championship:** South Dakota St. 44, Wittenberg 42.

1964 First Round: Elizabethtown 74, Philadelphia U. 73; Hofstra 92, Catholic 91 (2 ot); Le Moyne 64, Youngstown St. 53; Akron 94, Ithaca 77; Northeastern 79, Assumption 68; Adelphi 75, Springfield 71; Fisk 91, Ky. Wesleyan 86; N.C. A&T 86, Centre 68; Southeast Mo. St. 83, Northern Colo. 79; Abilene Christian 73, Lamar 71; Minn. St. Mankato 87, Neb. Wesleyan 72; UNI 71, Washington-St. Louis 56; Cal Poly Pomona 99, Nevada 71; Fresno St. 68, Seattle Pacific 53; Evansville 97, Jackson St. 69; Southern Ill. 88, Ball St. 81. **Regional Third Place:** Philadelphia U. 94, Catholic 64; Youngstown St. 91, Ithaca 79; Assumption 64, Springfield 60; Ky. Wesleyan 91, Centre 71; Lamar 116, Northern Colo. 85; Washington-St. Louis 77, Neb. Wesleyan 74; Seattle Pacific 76, Nevada 74; Jackson St. 92, Ball St. 71. **Regional Championships:** Hofstra 74, Elizabethtown 61; Akron 62, Le Moyne 38; Adelphi 68, Northeastern 66; N.C. A&T 112, Fisk 87; Southeast Mo. St. 90, Abilene Christian 87; UNI 71, Minn. St. Mankato 64 (ot); Cal Poly Pomona 79, Fresno St. 72; Evansville 64, Southern Ill. 59. **Quarterfinals:** Akron 77, Hofstra 58; N.C. A&T 83, Adelphi 80; UNI 93, Southeast Mo. St. 85; Evansville 95, Cal Poly Pomona 73. **Semifinals:** Akron 57, N.C. A&T 48; Evansville 82, UNI 67. **Third Place:** N.C. A&T 91, UNI 72. **Championship:** Evansville 72, Akron 59.

1965 First Round: Buffalo 81, Randolph-Macon 69; Akron 72, Steubenville 70; St. Michael's 77, Hartwick 72; Assumption 76, Le Moyne 58; Evansville 116, Bethune-Cookman 77; Bellarmine 91, Norfolk St. 74; Long Island 57, Cheyney 48; Philadelphia U. 50, Albright 49; Minn. St. Moorhead 74, Northern Colo. 73; North Dakota 67, Minn. Duluth 57; Fresno St. 74, UNLV 61; Seattle Pacific 107, San Fran. St. 78; Central Mich. 83, Jackson St. 79; Southern Ill. 71, Concordia (Ill.) 70; Abilene Christian 91, Doane 50; Washington-St. Louis 82, Central Mo. 67. **Regional Third Place:** Steubenville 94, Randolph-Macon 68; Hartwick 70, Le Moyne 68; Norfolk St. 91, Bethune-Cookman 74; Cheyney 52, Albright 51; Minn. Duluth 86, Northern Colo. 58; San Fran. St. 85, UNLV 78; Jackson St. 90, Concordia (Ill.) 80; Central Mo. 105, Doane 52. **Regional Championships:** Akron 69, Buffalo 58; St. Michael's 83, Assumption 76; Evansville 81, Bellarmine

74; Philadelphia U. 61, Long Island 58; North Dakota 82, Minn. St. Moorhead 57; Seattle Pacific 82, Fresno St. 68; Southern Ill. 90, Central Mich. 62; Washington-St. Louis 69, Abilene Christian 66. **Quarterfinals:** St. Michael's 101, Akron 87; Evansville 92, Philadelphia U. 76; North Dakota 97, Seattle Pacific 83; Southern Ill. 76, Washington-St. Louis 67. **Semifinals:** Evansville 93, St. Michael's 70; Southern Ill. 97, North Dakota 64. **Third Place:** North Dakota 94, St. Michael's 86. **Championship:** Evansville 85, Southern Ill. 82 (ot).

1966 First Round: Assumption 105, American Int'l 102; Northeastern 93, Springfield 80; Central Conn. St. 94, Potsdam St. 82; Philadelphia U. 83, Le Moyne 61. **Consolations:** American Int'l 96, Springfield 94 (ot); Le Moyne 86, Potsdam St. 63. **Second Round:** Assumption 96, Northeastern 69; Central Conn. St. 97, Philadelphia U. 75; Ky. Wesleyan 81, South Carolina St. 73 (ot); Oglethorpe 69, Winston-Salem 66; Cheyney 61, Albright 56; Long Island 62, Drexel 54; Steubenville 77, Randolph-Macon 56; Akron 70, Youngstown St. 63; Seattle Pacific 69, San Diego 63; Fresno St. 127, Nevada 78; Evansville 111, Lamar 103; Southern Ill. 83, Indiana St. 65; Abilene Christian 94, Jackson St. 79; Missouri St. 72, Arkansas St. 71; Valparaiso 107, St. Procopius 76; North Dakota 84, Northern Colo. 71. **Regional Third Place:** Winston-Salem 85, South Carolina St. 81; Albright 78, Drexel 61; Youngstown St. 94, Randolph-Macon 63; Nevada 74, San Diego 71; Lamar 93, Indiana St. 78; Arkansas St. 84, Jackson St. 77. **Regional Championships:** Central Conn. St. 96, Assumption 87; Ky. Wesleyan 48, Oglethorpe 41; Long Island 67, Cheyney 64; Akron 93, Steubenville 76; Fresno St. 64, Seattle Pacific 58; Southern Ill. 90, Evansville 77; Abilene Christian 63, Missouri St. 58; North Dakota 112, Valparaiso 82. **Quarterfinals:** Ky. Wesleyan 84, Central Conn. St. 76; Akron 74, Long Island 68; North Dakota 63, Abilene Christian 62; Southern Ill. 93, Fresno St. 70. **Semifinals:** Ky. Wesleyan 105, Akron 75; Southern Ill. 69, North Dakota 61. **Third Place:** Akron 76, North Dakota 71. **Championship:** Ky. Wesleyan 54, Southern Ill. 51.

1967 First Round: Assumption 87, American Int'l 85 (3 ot); St. Michael's 70, Northeastern 61; Central Conn. St. 90, Buffalo St. 73; Long Island 85, Rochester 76. **Consolations:** Northeastern 80, American Int'l 53; Rochester 76, Buffalo St. 70. **Second Round:** St. Michael's 77, Assumption 63; Long Island 114, Central Conn. St. 66; Akron 98, Mt. St. Mary's 72; Winston-Salem 91, Baldwin-Wallace 76; Philadelphia U. 90, Wagner 85 (ot); Cheyney 75, Drexel 53; Ky. Wesleyan 68, Stetson 55; South Carolina St. 66, Tennessee St. 59; Missouri St. 83, Ark.-Pine Bluff 80; Lincoln (Mo.) 93, Arkansas St. 80; Indiana St. 109, Luther 88; Valparaiso 89, Colorado St.-Pueblo 52; San Diego St. 101, Portland St. 73; UNLV 100, UC Davis 83; Louisiana Tech 86, North Dakota 77; Illinois St. 72, Parsons 68. **Regional Third Place:** Baldwin-Wallace 106, Mt. St. Mary's 82; Wagner 61, Drexel 53; Tennessee St. 65, Stetson 53; Arkansas St. 105, Ark.-Pine Bluff 93; Luther 99, Colorado St.-Pueblo 78; UC Davis 81, Portland St. 61; North Dakota 107, Parsons 56. **Regional Championships:** Long Island 72, St. Michael's 64; Winston-Salem 88, Akron 80; Cheyney 80, Philadelphia U. 64; Ky. Wesleyan 87, South Carolina St. 70; Missouri St. 87, Lincoln (Mo.) 77; Valparaiso 80, Indiana St. 77; San Diego St. 88, UNLV 71; Illinois St. 89, Louisiana Tech 66. **Quarterfinals:** Winston-Salem 62, Long Island 54; Ky. Wesleyan 66, Cheyney 53; Missouri St. 86, Valparaiso 72; Illinois St. 77, San Diego St. 76 (3 ot). **Semifinals:** Winston-Salem 82, Ky. Wesleyan 73; Missouri St. 93, Illinois St. 76. **Third Place:** Ky. Wesleyan 112, Illinois St. 73. **Championship:** Winston-Salem 77, Missouri St. 74.

1968 First Round: Bridgeport 86, Springfield 62; American Int'l 80, Assumption 78; Buffalo St. 83, Le Moyne 66; Rochester 73, Northeastern 67, Le Moyne 54. **Second Round:** American Int'l 77, Bridgeport 67; Buffalo St. 79, Rochester 67; Ky. Wesleyan 86, Oglethorpe 59; Union (Tenn.) 81, Bethune-Cookman 67; Cheyney 94, Muhlenberg 67; Wagner 98, Philadelphia U. 84; Norfolk St. 108, Denison 86; Ashland 71, Roanoke 46; Evansville 95, Lincoln (Mo.) 80; Missouri St. 69, Colorado St.-Pueblo 68; Tex.-Pan American 96, Jackson St. 73; Trinity (Tex.) 95, McNeese St. 78; Indiana St. 101, South Dakota St. 96; Illinois St. 83, DePauw 81; UNLV 96, UC Davis 91; UC Irvine 78, San Diego St. 69. **Regional Third Place:** Oglethorpe 82, Bethune-Cookman 70; Philadelphia U. 105, Muhlenberg 94; Denison 90, Roanoke 77; Lincoln (Mo.) 92, Colorado St.-Pueblo 77; Jackson St. 75, McNeese St. 71; South Dakota St. 86, DePauw 84; San Diego St. 79, UC Davis 72. **Regional Championships:** American Int'l 79, Buffalo St. 64; Ky. Wesleyan 66, Union (Tenn.) 56; Cheyney 72, Wagner 57; Ashland 61, Norfolk St. 51; Evansville 79, Missouri

St. 73; Trinity (Tex.) 87, Tex.-Pan American 83 (ot); Indiana St. 98, Illinois St. 93; UNLV 79, UC Irvine 74. **Quarterfinals:** Ky. Wesleyan 90, American Int'l 78; Ashland 45, Cheyney 30; Trinity (Tex.) 93, Evansville 77; Indiana St. 94, UNLV 75. **Semifinals:** Ky. Wesleyan 45, Ashland 32; Indiana St. 77, Trinity (Tex.) 67. **Third Place:** Trinity (Tex.) 68, Ashland 52. **Championship:** Ky. Wesleyan 63, Indiana St. 52.

1969 First Round: Oglethorpe 68, Old Dominion 60; Mt. St. Mary's 95, Norfolk St. 80; Alcorn St. 76, Bellarmine 75; Ky. Wesleyan 77, Transylvania 61; San Fran. St. 81, UC Irvine 55; UNLV 84, UC Davis 81; Springfield 91, Central Conn. St. 80; *American Int'l 79, Assumption 77; Wagner 109, Albany (N.Y.) 64; Montclair St. 79, Le Moyne 75; South Dakota St. 79, Lincoln (Mo.) 77; Missouri St. 75, St. Olaf 47; Illinois St. 87, North Park 82; Valparaiso 91, Concordia (Ill.) 81; Cheyney 84, Wittenberg 70; Ashland 43, Philadelphia U. 40. **Regional Third Place:** Norfolk St. 113, Old Dominion 102; Transylvania 65, Bellarmine 64; UC Irvine 82, UC Davis 70; Assumption 98, Central Conn. St. 77; Albany (N.Y.) 71, Le Moyne 70; Lincoln (Mo.) 77, St. Olaf 72; North Park 90, Concordia (Ill.) 73; Philadelphia U. 76, Wittenberg 74. **Regional Championships:** Oglethorpe 74, Mt. St. Mary's 56; Ky. Wesleyan 83, Alcorn St. 79; San Fran. St. 77, UNLV 72; *American Int'l 91, Springfield 68; Montclair St. 101, Wagner 78; Missouri St. 87, South Dakota St. 74; Illinois St. 103, Valparaiso 87; Ashland 66, Cheyney 56. **Quarterfinals:** Ky. Wesleyan 82, Oglethorpe 68; *American Int'l 80, San Fran. St. 75; Missouri St. 92, Montclair St. 76; Ashland 41, Illinois St. 35. **Semifinals:** Ky. Wesleyan 83, *American Int'l 82 (ot); Missouri St. 58, Ashland 48. **Third Place:** *American Int'l 53, Ashland 51. **Championship:** Ky. Wesleyan 75, Missouri St. 71.

**American Int'l's participation in 1969 tournament vacated.*

1970 First Round: Philadelphia U. 79, Youngstown St. 52; Ashland 50, Cheyney 43; *American Int'l 89, St. Anselm 74; Assumption 106, Springfield 84; UC Riverside 83, Boise St. 71; Puget Sound 67, Sacramento St. 62; St. Joseph's (Ind.) 75, Capital 72; Central Mich. 73, Wayne St. (Mich.) 61; Montclair St. 63, Hartwick 54; Buffalo St. 93, Stony Brook 69; Stetson 78, Mt. St. Mary's 77; Ga. Southern 86, Old Dominion 79; Tennessee St. 82, Bellarmine 77; Ky. Wesleyan 74, Transylvania 67; Central Mo. 77, Cornell College 65; South Dakota St. 82, Missouri St. 71. **Regional Third Place:** Cheyney 94, Youngstown St. 91; Springfield 109, St. Anselm 103; Boise St. 63, Sacramento St. 61; Capital 83, Wayne St. (Mich.) 80; Hartwick 78, Stony Brook 70; Old Dominion 93, Mt. St. Mary's 90; Bellarmine 114, Transylvania 72; Missouri St. 76, Cornell College 65. **Regional Championships:** Philadelphia U. 45, Ashland 28; *American Int'l 83, Assumption 82; UC Riverside 83, Puget Sound 72; St. Joseph's (Ind.) 87, Central Mich. 68; Buffalo St. 81, Montclair St. 72; Stetson 93, Ga. Southern 86; Tennessee St. 75, Ky. Wesleyan 73; South Dakota St. 92, Central Mo. 73. **Quarterfinals:** Philadelphia U. 101, *American Int'l 53; UC Riverside 82, St. Joseph's (Ind.) 77; Tennessee St. 92, South Dakota St. 89; Buffalo St. 65, Stetson 74. **Semifinals:** Philadelphia U. 79, UC Riverside 63; Tennessee St. 101, Buffalo St. 80. **Third Place:** UC Riverside 94, Buffalo St. 83. **Championship:** Philadelphia U. 76, Tennessee St. 65.

**American Int'l's participation in 1970 tournament vacated.*

1971 First Round: Ky. Wesleyan 94, St. Olaf 79; Truman 75, North Dakota St. 66; Philadelphia U. 83, Wooster 81 (ot); Cheyney 100, Akron 89; Norfolk St. 97, Roanoke 77; Old Dominion 89, Stetson 65; Seattle Pacific 75, San Fran. St. 68; Puget Sound 81, Cal Poly 69; Assumption 106, Sacred Heart 83; Central Conn. St. 111, Stonehill 99; Tennessee St. 92, Louisiana Tech 91 (ot); *La-Lafayette 113, New Orleans 107; Central Mich. 63, Augustana (Ill.) 59; Evansville 72, Ashland 64; Hartwick 77, C.W. Post 50; Buffalo St. 103, Montclair St. 93. **Regional Third Place:** North Dakota St. 96, St. Olaf 94; Akron 77, Wooster 68; Stetson 91, Roanoke 72; Cal Poly 70, San Fran. St. 68; Sacred Heart 86, Stonehill 81; Louisiana Tech 107, New Orleans 88; Ashland 88, Augustana (Ill.) 65; Montclair St. 80, C.W. Post 68. **Regional Championships:** Ky. Wesleyan 60, Truman 48; Cheyney 60, Philadelphia U. 58; Old Dominion 102, Norfolk St. 97; Puget Sound 85, Seattle Pacific 78; Assumption 105, Central Conn. St. 77; *La-Lafayette 86, Tennessee St. 82; Evansville 78, Central Mich. 60; Hartwick 71, Buffalo St. 70. **Quarterfinals:** Ky. Wesleyan 89, Cheyney 83; Old Dominion 81, Puget Sound 80 (ot); *La-Lafayette 110, Assumption 99; Evansville 105, Hartwick 69. **Semifinals:** Old Dominion 97, Ky. Wesleyan 83; Evansville 93, *La-Lafayette 74. **Third Place:** *La-Lafayette 105, Ky. Wesleyan 83. **Championship:** Evansville 97, Old Dominion 82.

**La-Lafayette's participation in 1971 tournament vacated.*

1972 First Round: St. Olaf 87, South Dakota St. 72; New Orleans 80, Alabama St. 72; Philadelphia U. 67, Widener 62; Youngstown St. 81, Gannon 71. **Second Round:** Bentley 96, Sacred Heart 79; Assumption 112, Bridgeport 82; Eastern Mich. 61, Ky. Wesleyan 59; Evansville 81, Wittenberg 73; Lincoln (Mo.) 97, St. Olaf 81; Mo.-St. Louis 114, South Dakota 72; St. Thomas (Fla.) 68, Fla. Southern 62; Roanoke 78, Mercer 72; Tennessee St. 80, New Orleans 79; Delta St. 71, Transylvania 59; Hartford 81, Ithaca 66; Southampton 83, Buffalo St. 72; Youngstown St. 90, Cheyney 80; Akron 54, Philadelphia U. 52; Seattle Pacific 68, UC Riverside 63; Colorado St.-Pueblo 77, UC Irvine 58. **Regional Third Place:** Bridgeport 107, Sacred Heart 89; Ky. Wesleyan 68, Wittenberg 64; South Dakota 113, St. Olaf 91; Fla. Southern 85, Mercer 83; New Orleans 110, Transylvania 74; Ithaca 70, Buffalo St. 58; Philadelphia U. 86, Cheyney 82; UC Riverside 94, UC Irvine 75. **Regional Championships:** Assumption 109, Bentley 103; Eastern Mich. 93, Evansville 88; Mo.-St. Louis 84, Lincoln (Mo.) 75; Roanoke 67, St. Thomas (Fla.) 57; Tennessee St. 79, Delta St. 73; Southampton 86, Hartford 74; Akron 87, Youngstown St. 71; Colorado St.-Pueblo 86, Seattle Pacific 83. **Quarterfinals:** Eastern Mich. 93, Assumption 88; Roanoke 94, Mo.-St. Louis 69; Tennessee St. 95, Southampton 55; Akron 92, Colorado St.-Pueblo 77. **Semifinals:** Roanoke 99, Eastern Mich. 73; Akron 71, Tennessee St. 69 (ot). **Third Place:** Tennessee St. 107, Eastern Mich. 82. **Championship:** Roanoke 84, Akron 72.

1973 First Round: St. Michael's 108, Hartford 97; Bridgeport 77, Stonehill 74; Cheyney 74, Lebanon Valley 56; Steubenville 54, Hiram 51; Transylvania 72, Albany St. (Ga.) 71 (ot); Fayetteville St. 95, Eckerd 66; Loyola (Md.) 82, St. Thomas (Fla.) 79 (ot); Brockport St. 78, New Jersey City 68; Potsdam St. 54, Rensselaer 52; UC Riverside 70, Sonoma St. 68. **Second Round:** Coe 65, Colorado St.-Pueblo 63; South Dakota St. 85, Missouri St. 74; Assumption 81, St. Michael's 79; Bentley 109, Bridgeport 106 (3 ot); Akron 99, Cheyney 71; Steubenville 61, Philadelphia U. 51; Tennessee St. 53, Transylvania 45; Southeastern La. 67, Chattanooga 64; Ky. Wesleyan 93, Wooster 56; Valparaiso 69, Capital 64; Old Dominion 80, Fayetteville St. 74; Roanoke 84, Loyola (Md.) 63; Brockport St. 93, C.W. Post 77; Hartwick 75, Potsdam St. 58; UC Riverside 71, Puget Sound 51; Cal St. Bakersfield 50, San Diego 44. **Regional Third Place:** Missouri St. 76, Colorado St.-Pueblo 62; Bridgeport 93, St. Michael's 75; Cheyney 70, Philadelphia U. 63; Chattanooga 99, Transylvania 86; Capital 75, Wooster 47; Fayetteville St. 81, Loyola (Md.) 66; C.W. Post 79, Potsdam St. 75; San Diego 80, Puget Sound 73. **Regional Championships:** Coe 107, South Dakota St. 104; Assumption 87, Bentley 85; Akron 49, Steubenville 47; Tennessee St. 62, Southeastern La. 54 (ot); Ky. Wesleyan 74, Valparaiso 66; Roanoke 88, Old Dominion 87 (ot); Brockport St. 70, Hartwick 62; UC Riverside 61, Cal St. Bakersfield 54. **Quarterfinals:** Assumption 102, Coe 96; Tennessee St. 54, Akron 50; Ky. Wesleyan 87, Roanoke 63; Brockport St. 79, UC Riverside 70. **Semifinals:** Tennessee St. 106, Assumption 76; Ky. Wesleyan 96, Brockport St. 90. **Third Place:** Assumption 94, Brockport St. 90. **Championship:** Ky. Wesleyan 78, Tennessee St. 76 (ot).

1974 First Round: Norfolk St. 74, Randolph-Macon 72; Rollins 76, Miles 67; Potsdam St. 65, St. Lawrence 49; Siena 67, New Jersey City 64; Bloomsburg 78, Johns Hopkins 63; Hiram 56, Ohio Northern 50; St. Joseph's (Ind.) 91, Coe 76; Wittenberg 82, Chicago 58; St. Cloud St. 77, North Dakota St. 62; North Dakota 73, Monmouth (Ill.) 67; Fisk 59, James Madison 54; Sonoma St. 60, San Diego 54. **Second Round:** Norfolk St. 84, Roanoke 75; Old Dominion 80, Rollins 77; Hartford 102, St. Michael's 93; Assumption 85, Bentley 83; Morgan St. 54, Potsdam St. 43; Hartwick 81, Siena 72; Bloomsburg 66, King's (Pa.) 65; Albright 93, Hiram 79; St. Joseph's (Ind.) 70, Green Bay 54; Wittenberg 59, Evansville 55 (ot); Ky. Wesleyan 74, St. Cloud St. 72; Missouri St. 71, North Dakota 63; Fisk 56, Tennessee St. 54; New Orleans 85, Southern U. 80; Sonoma St. 73, Cal Poly 66; UC Riverside 62, Cal St. Chico 51. **Regional Third Place:** Roanoke 88, Rollins 77; St. Michael's 99, Bentley 91; Siena 82, Potsdam St. 74; King's (Pa.) 111, Hiram 81; Evansville 87, Green Bay 75; North Dakota 75, St. Cloud St. 71; Tennessee St. 98, Southern U. 88; Cal Poly 81, Cal St. Chico 63. **Regional Championships:** Norfolk St. 89, Old Dominion 76; Assumption 84, Hartford 68; Morgan St. 68, Hartwick 64; Bloomsburg 92, Albright 78; St. Joseph's (Ind.) 75, Wittenberg 60; Missouri St. 69, Ky. Wesleyan 66; New Orleans 78, Fisk 63; UC Riverside 71, Sonoma St. 56. **Quarterfinals:** Assumption 89, Norfolk St. 79; Morgan St. 71, Bloomsburg 57; Missouri St. 80,

St. Joseph's (Ind.) 78; New Orleans 83, UC Riverside 78. **Semifinals:** Morgan St. 73, Assumption 70; Missouri St. 68, New Orleans 95. **Third Place:** Assumption 115, New Orleans 103. **Championship:** Morgan St. 67, Missouri St. 52.

1975 First Round: Assumption 111, Sacred Heart 95; Bentley 99, Hartford 82; C.W. Post 72, Philadelphia U. 68; Gannon 65, Hartwick 64 (ot); New Orleans 90, West Ga. 89; Lincoln (Mo.) 93, Southern U. 87; UC Riverside 78, UC Davis 77; Puget Sound 76, UC Irvine 74 (ot); North Dakota 72, Mo.-Rolla 61; Neb.-Omaha 69, Augustana (S.D.) 61; Old Dominion 95, Baltimore 72; Randolph-Macon 64, Morgan St. 60; Chattanooga 107, Alabama St. 83; Tennessee St. 63, Armstrong Atlantic 53; St. Joseph's (Ind.) 96, Youngstown St. 78; Akron 76, Eastern Ill. 62. **Regional Third Place:** Hartford 102, Sacred Heart 91; Philadelphia U. 80, Hartwick 75; Southern U. 103, West Ga. 98; UC Davis 84, UC Irvine 70; Augustana (S.D.) 71, Mo.-Rolla 64; Baltimore 77, Morgan St. 76; Armstrong Atlantic 116, Alabama St. 78; Eastern Ill. 86, Youngstown St. 80. **Regional Championships:** Assumption 87, Bentley 82; Gannon 67, C.W. Post 60; New Orleans 84, Lincoln (Mo.) 83; UC Riverside 59, Puget Sound 58; North Dakota 84, Neb.-Omaha 71; Old Dominion 83, Randolph-Macon 76; Tennessee St. 82, Chattanooga 81; Akron 58, St. Joseph's (Ind.) 52. **Quarterfinals:** Assumption 81, Gannon 69; New Orleans 73, UC Riverside 59; Old Dominion 78, North Dakota 62; Tennessee St. 72, Akron 69. **Semifinals:** New Orleans 84, Assumption 73 (ot); Old Dominion 77, Tennessee St. 60. **Third Place:** Assumption 88, Tennessee St. 80. **Championship:** Old Dominion 76, New Orleans 74.

1976 First Round: Evansville 85, Wright St. 75; Eastern Ill. 65, St. Joseph's (Ind.) 56; Valdosta St. 95, UCF 82; Chattanooga 86, Rollins 62; Puget Sound 80, Cal Poly Pomona 65; Cal St. Bakersfield 87, UC Davis 65; Baltimore 85, Morgan St. 65; Old Dominion 86, James Madison 77; Bridgeport 93, Bentley 86; Assumption 64, Quinnipiac 60; Nicholls St. 97, Lincoln (Mo.) 79; Grambling 67, Mo.-Rolla 61; North Dakota 86, Neb.-Omaha 74 (ot); Green Bay 72, Minn. St. Mankato 67 (2 ot); Philadelphia U. 89, Buffalo St. 69; Cheyney 73, Hartwick 72 (ot). **Regional Third Place:** Wright St. 72, St. Joseph's (Ind.) 68; Rollins 101, Florida Tech 91; Cal Poly Pomona 84, UC Davis 82 (ot); Morgan St. 86, James Madison 81; Bentley 83, Quinnipiac 77; Lincoln (Mo.) 86, Mo.-Rolla 84 (ot); Minn. St. Mankato 95, Neb.-Omaha 73; Buffalo St. 69, Hartwick 67. **Regional Championships:** Eastern Ill. 75, Evansville 73; Chattanooga 86, Valdosta St. 66; Puget Sound 75, Cal St. Bakersfield 65; Old Dominion 73, Baltimore 58; Bridgeport 86, Assumption 84; Nicholls St. 90, Grambling 89; North Dakota 65, Green Bay 61; Cheyney 60, Philadelphia U. 59. **Quarterfinals:** Eastern Ill. 81, Bridgeport 66; Chattanooga 107, Nicholls St. 78; Puget Sound 80, North Dakota 77; Old Dominion 90, Cheyney 85. **Semifinals:** Chattanooga 93, Eastern Ill. 84; Puget Sound 83, Old Dominion 78. **Third Place:** Eastern Ill. 78, Old Dominion 74. **Championship:** Puget Sound 83, Chattanooga 74.

1977 First Round: Baltimore 116, Virginia Union 96; Towson 102, Winston-Salem 83; Merrimack 107, Bridgeport 83; Sacred Heart 83, Assumption 78; UCF 91, Armstrong Atlantic 81; Chattanooga 92, Valdosta St. 76; North Dakota 71, Augustana (S.D.) 64; Green Bay 89, Neb.-Omaha 63; Eastern Ill. 87, Bellarmine 72; Randolph-Macon 71, Youngstown St. 69 (ot); Cheyney 62, Philadelphia U. 58; Hartwick 68, Gannon 66; Troy 81, Lincoln (Mo.) 75; North Ala. 105, Southern U. 88; Cal Poly 73, Seattle Pacific 58; Puget Sound 85, Cal St. East Bay 68. **Regional Third Place:** Virginia Union 107, Winston-Salem 93; Assumption 86, Bridgeport 84; Valdosta St. 83, Armstrong Atlantic 73; Neb.-Omaha 93, Augustana (S.D.) 91; Youngstown St. 81, Bellarmine 79; Gannon 85, Philadelphia U. 67; Lincoln (Mo.) 103, Southern U. 87; Seattle Pacific 94, Cal St. East Bay 74. **Regional Championships:** Towson 92, Baltimore 87 (ot); Sacred Heart 110, Merrimack 104; Chattanooga 88, UCF 79; North Dakota 45, Green Bay 43; Randolph-Macon 69, Eastern Ill. 66; Cheyney 88, Hartwick 61; North Ala. 77, Troy 70; Cal Poly 67, Puget Sound 54. **Quarterfinals:** Sacred Heart 85, Towson 82; Chattanooga 76, North Dakota 52; Randolph-Macon 65, Cheyney 63; North Ala. 67, Cal Poly 64 (ot). **Semifinals:** Chattanooga 95, Sacred Heart 81; Randolph-Macon 82, North Ala. 67. **Third Place:** North Ala. 93, Sacred Heart 77. **Championship:** Chattanooga 71, Randolph-Macon 62.

1978 First Round: Cheyney 78, Adelphi 64; Philadelphia U. 73, Hartwick 62; Merrimack 116, Bryant 91; Sacred Heart 73, Bridgeport 70; UCF 86, Augusta St. 66; Florida A&M 72, West Ala. 69; Cal St. Northridge 79, UC Davis 73; San Diego 91, Puget Sound 85; Eastern Ill. 100, St. Joseph's (Ind.) 93; Southern Ind. 86, Northern Ky. 78; Towson 106, Albany St. (Ga.) 89; Elizabeth City St. 64, NYIT 62; Missouri

St. 69, Columbus St. 67; Lincoln (Mo.) 82, Mississippi Col. 73; Green Bay 80, South Dakota St. 57; Augustana (S.D.) 78, Chapman 66. **Regional Third Place:** Hartwick 77, Adelphi 74; Bridgeport 89, Bryant 85; West Ala. 91, Augusta St. 90; Puget Sound 96, UC Davis 73; St. Joseph's (Ind.) 93, Northern Ky. 87; Albany St. (Ga.) 81, NYIT 78; Mississippi Col. 96, Columbus St. 75; South Dakota St. 61, Chapman 59. **Regional Championships:** Cheyney 73, Philadelphia U. 60; Sacred Heart 84, Merrimack 83 (ot); UCF 85, Florida A&M 78; San Diego 70, Cal St. Northridge 67; Eastern Ill. 79, Southern Ind. 67; Elizabeth City St. 84, Towson 73; Lincoln (Mo.) 84, Missouri St. 83; Green Bay 72, Augustana (S.D.) 60. **Quarterfinals:** Cheyney 59, Sacred Heart 57; UCF 77, San Diego 71; Eastern Ill. 84, Elizabeth City St. 71; Green Bay 63, Lincoln (Mo.) 61. **Semifinals:** Cheyney 79, UCF 63; Green Bay 58, Eastern Ill. 43. **Third Place:** Eastern Ill. 77, UCF 67. **Championship:** Cheyney 47, Green Bay 40.

1979 First Round: Wright St. 75, Northern Mich. 66; St. Joseph's (Ind.) 76, Eastern Ill. 66; Bridgeport 92, Quinnipiac 75; Assumption 89, Bentley 78; Nicholls St. 89, Southeast Mo. St. 74; Rollins 97, Truman 88 (ot); Valdosta St. 102, Tuskegee 93; North Ala. 75, Fla. Southern 67; Puget Sound 81, Cal St. Northridge 67; UC Riverside 62, San Diego 48; UNI 84, Neb.-Omaha 72; Green Bay 63, North Dakota 48; Cheyney 82, Albany St. (Ga.) 61; Hartwick 49, Philadelphia U. 48; UMCB 79, Mt. St. Mary's 74; Virginia Union 68, Roanoke 67. **Regional Third Place:** Eastern Ill. 65, Northern Mich. 58; Bentley 104, Quinnipiac 93; Southeast Mo. St. 86, Truman 82; Tuskegee 107, Fla. Southern 102; San Diego 74, Cal St. Northridge 69 (ot); Neb.-Omaha 86, North Dakota 75; Albany St. (Ga.) 72, Philadelphia U. 61; Mt. St. Mary's 93, Roanoke 89. **Regional Championships:** St. Joseph's (Ind.) 73, Wright St. 68; Bridgeport 85, Assumption 75; Nicholls St. 100, Rollins 87; North Ala. 110, Valdosta St. 101; Puget Sound 77, UC Riverside 52; Green Bay 56, UNI 50; Cheyney 72, Hartwick 63; UMCB 58, Virginia Union 56. **Quarterfinals:** Bridgeport 92, St. Joseph's (Ind.) 82; North Ala. 103, Nicholls St. 97; Green Bay 65, Puget Sound 53; Cheyney 65, UMCB 62. **Semifinals:** North Ala. 85, Bridgeport 82; Green Bay 46, Cheyney 45. **Third Place:** Cheyney 81, Bridgeport 78. **Championship:** North Ala. 64, Green Bay 50.

1980 First Round: UMCB 86, Benedict 69; Virginia Union 72, Mt. St. Mary's 70; Springfield 91, Bryant 78; Southern N.H. 98, Quinnipiac 89; South Dakota St. 74, Stonehill 51; Western Ill. 102, North Dakota 79; Fla. Southern 81, Bethune-Cookman 72; UCF 81, West Ga. 78; UC Riverside 65, Puget Sound 61; Cal Poly 66, San Fran. St. 46; North Ala. 98, Central Mo. 86; Nicholls St. 78, Jacksonville St. 76; NYIT 81, Gannon 59; Hartwick 67, Cheyney 64; Eastern Ill. 74, Wright St. 63; Northern Mich. 93, Southern Ind. 83. **Regional Third Place:** Mt. St. Mary's 84, Benedict 82; Quinnipiac 102, Bryant 97; Stonehill 70, North Dakota 57; West Ga. 75, Bethune-Cookman 63; Puget Sound 93, San Fran. St. 86; Central Mo. 112, Jacksonville St. 91; Cheyney 87, Gannon 86; Wright St. 88, Southern Ind. 85. **Regional Championships:** Virginia Union 80, UMCB 65; Southern N.H. 89, Springfield 80; South Dakota St. 98, Western Ill. 86; Fla. Southern 71, UCF 64; UC Riverside 62, Cal Poly 53; North Ala. 77, Nicholls St. 68; NYIT 80, Hartwick 78; Northern Mich. 58, Eastern Ill. 56. **Quarterfinals:** Virginia Union 108, Southern N.H. 91; Fla. Southern 81, South Dakota St. 71; North Ala. 76, UC Riverside 69; NYIT 58, Northern Mich. 57. **Semifinals:** Virginia Union 78, Fla. Southern 71; NYIT 72, North Ala. 66. **Third Place:** Fla. Southern 68, North Ala. 67. **Championship:** Virginia Union 80, NYIT 74.

1981 First Round: Mt. St. Mary's 81, Cheyney 75; Elizabeth City St. 54, Randolph-Macon 53; Western Ill. 80, Southern Ind. 73; Northern Mich. 70, Wright St. 69; Green Bay 82, North Dakota St. 76; North Dakota 87, Central Mo. 80; North Ala. 67, Lincoln (Mo.) 53; Truman 82, Jacksonville St. 78; Puget Sound 62, Cal St. Chico 60; Cal St. Dom. Hills 61, Mont. St.-Billings 52; UCF 94, Morehouse 77; Fla. Southern 70, West Ga. 59; Clarion 80, Monmouth 78; Cal Poly 71, Bloomsburg 43; Southern N.H. 76, Springfield 75; Sacred Heart 89, Stonehill 86. **Regional Third Place:** Cheyney 76, Randolph-Macon 67; Wright St. 96, Southern Ind. 89; North Dakota St. 95, Central Mo. 87; Jacksonville St. 84, Lincoln (Mo.) 66; Mont. St.-Billings 54, Cal St. Chico 49; West Ga. 102, Morehouse 76; Monmouth 79, Bloomsburg 64; Stonehill 79, Springfield 78. **Regional Championships:** Mt. St. Mary's 78, Elizabeth City St. 76; Northern Mich. 93, Western Ill. 87; Green Bay 72, North Dakota 60; North Ala. 63, Truman 59; Puget Sound 72, Cal St. Dom. Hills 54; Fla. Southern 73, UCF 71; Cal Poly 84, Clarion 61; Southern N.H. 81, Sacred Heart 80. **Quarterfinals:** Mt. St. Mary's 88, Northern Mich. 74; Green Bay 65, North Ala. 39; Fla. Southern 56, Puget Sound 55; Cal Poly 77, Southern N.H.

73. **Semifinals:** Mt. St. Mary's 76, Green Bay 60; Fla. Southern 54, Cal Poly 51. **Third Place:** Cal Poly 62, Green Bay 61 (2 ot). **Championship:** Fla. Southern 73, Mt. St. Mary's 68.

1982 First Round: Dist. Columbia 68, Virginia Union 64 (ot); Mt. St. Mary's 90, Virginia St. 86; Cheyney 66, Monmouth 53; Bloomsburg 53, Edinboro 50; Neb.-Omaha 78, Lewis 69; North Dakota 59, Mont. St.-Billings 54; Cal Poly 66, Alas. Anchorage 60; Cal St. Bakersfield 58, San Fran. St. 50; Southeast Mo. St. 60, UCF 55; Tenn.-Martin 46, Central Mo. 42; West Ala. 75, St. Thomas (Fla.) 72; Fla. Southern 80, Northwest Mo. St. 74; Central St. (Ohio) 63, Bellarmine 61; Ky. Wesleyan 76, Wright St. 71 (ot); Sacred Heart 66, Springfield 61; Southern Conn. St. 76, Stonehill 61. **Regional Third Place:** Virginia St. 84, Virginia Union 82; Edinboro 56, Monmouth 53; Lewis 76, Mont. St.-Billings 70; Alas. Anchorage 89, San Fran. St. 84; Central Mo. 70, UCF 62; St. Thomas (Fla.) 89, Northwest Mo. St. 83; Wright St. 87, Bellarmine 86; Springfield 73, Stonehill 72. **Regional Championships:** Dist. Columbia 67, Mt. St. Mary's 66; Cheyney 70, Bloomsburg 48; North Dakota 83, Neb.-Omaha 75; Cal St. Bakersfield 58, Cal Poly 55; Southeast Mo. St. 56, Tenn.-Martin 53; Fla. Southern 86, West Ala. 79 (3 ot); Ky. Wesleyan 66, Central St. (Ohio) 65; Sacred Heart 78, Southern Conn. St. 67. **Quarterfinals:** Dist. Columbia 72, Cheyney 69; Cal St. Bakersfield 67, North Dakota 65; Fla. Southern 87, Southeast Mo. St. 73; Ky. Wesleyan 88, Sacred Heart 85. **Semifinals:** Dist. Columbia 76, Cal St. Bakersfield 71; Fla. Southern 90, Ky. Wesleyan 89 (2 ot). **Third Place:** Ky. Wesleyan 77, Cal St. Bakersfield 66. **Championship:** Dist. Columbia 73, Fla. Southern 63.

1983 First Round: St. Augustine's 78, Hampton 73; Dist. Columbia 34, Randolph-Macon 17; Sacred Heart 113, Assumption 108 (4 ot); American Int'l 65, Central Conn. St. 64; North Dakota St. 71, Ferris St. 68; Morningside 80, Neb.-Omaha 79; Jacksonville St. 67, Fla. Southern 61; West Ga. 74, West Chester 73; Central Mo. 66, Stephen F. Austin 57; Southeast Mo. St. 83, Tenn.-Martin 71; Chapman 80, San Fran. St. 70; Cal St. Bakersfield 72, Humboldt St. 48; Wright St. 71, Lewis 57; Ky. Wesleyan 90, Southern Conn. St. 68; Bloomsburg 76, Cheyney 75; Philadelphia U. 72, C.W. Post 68. **Regional Third Place:** Hampton 71, Randolph-Macon 51; Assumption 99, Central Conn. St. 89 (ot); Ferris St. 81, Neb.-Omaha 75; Fla. Southern 72, West Chester 71; Stephen F. Austin 83, Tenn.-Martin 70; San Fran. St. 78, Humboldt St. 71; Lewis 91, Southern Conn. St. 73; C.W. Post 83, Cheyney 69. **Regional Championships:** Dist. Columbia 93, St. Augustine's 88; Sacred Heart 72, American Int'l 68; Morningside 79, North Dakota St. 77; Jacksonville St. 92, West Ga. 76; Southeast Mo. St. 74, Central Mo. 69; Cal St. Bakersfield 78, Chapman 66; Wright St. 69, Ky. Wesleyan 67; Bloomsburg 73, Philadelphia U. 66. **Quarterfinals:** Dist. Columbia 45, Sacred Heart 38; Morningside 91, Jacksonville St. 90; Cal St. Bakersfield 75, Southeast Mo. St. 70; Wright St. 73, Bloomsburg 53. **Semifinals:** Wright St. 57, Cal St. Bakersfield 50; Dist. Columbia 92, Morningside 77. **Championship:** Wright St. 92, Dist. Columbia 73.

1984 First Round: St. Augustine's 66, Mansfield 65; C.W. Post 65, Gannon 62; Sacred Heart 72, American Int'l 69 (2 ot); South Dakota St. 74, Central Conn. St. 59; Lewis 93, Bellarmine 87; Ky. Wesleyan 96, Cal St. Bakersfield 85; Virginia Union 45, Randolph-Macon 30; Norfolk St. 70, Winston-Salem 61; Morningside 86, Northern Mich. 76; Wayne St. (Mich.) 82, Neb.-Omaha 70; Jacksonville St. 78, Northwest Mo. St. 75; Central Mo. 50, Columbus St. 47; *San Fran. St. 65, UC Riverside 57; Puget Sound 57, Chapman 52; West Ga. 64, Tampa 63; North Ala. 86, Albany St. (Ga.) 73. **Regional Third Place:** Mansfield 94, Gannon 78; Central Conn. St. 102, American Int'l 90; Bellarmine 81, Cal St. Bakersfield 71; Randolph-Macon 69, Winston-Salem 54; Neb.-Omaha 84, Northern Mich. 81; Columbus St. 65, Northwest Mo. St. 63; Chapman 74, UC Riverside 71; Tampa 87, Albany St. (Ga.) 77. **Regional Championships:** St. Augustine's 86, C.W. Post 80; Sacred Heart 88, South Dakota St. 81 (ot); Ky. Wesleyan 72, Lewis 70; Virginia Union 58, Norfolk St. 56; Morningside 75, Wayne St. (Mich.) 73; Central Mo. 79, Jacksonville St. 72; *San Fran. St. 59, Puget Sound 55; North Ala. 66, West Ga. 65. **Quarterfinals:** St. Augustine's 107, Sacred Heart 92; Ky. Wesleyan 72, Virginia Union 71; Central Mo. 74, Morningside 60; North Ala. 76, *San Fran. St. 68. **Semifinals:** St. Augustine's 89, Ky. Wesleyan 80; Central Mo. 89, North Ala. 85 (ot). **Championship:** Central Mo. 81, St. Augustine's 77.

**San Francisco St.'s participation in the 1984 tournament vacated.*

1985 First Round: Wright St. 61, Lewis 53; Ky. Wesleyan 77, Southern Ind. 64; Sacred Heart 47, Bridgeport 45; American

Int'l 65, Bentley 49; Southeast Mo. St. 85, Alabama A&M 74; Delta St. 52, Central Mo. 47; Tampa 79, Fla. Southern 65; Jacksonville St. 120, Albany St. (Ga.) 84; Grand Valley St. 71, Northern Mich. 70; South Dakota St. 73, Gannon 64; Cal St. East Bay 64, Norfolk St. 61; Cal St. Northridge 70, Mont. St.-Billings 59; Mt. St. Mary's 62, Randolph-Macon 52 (3 ot); Winston-Salem 44, Virginia Union 42; Philadelphia U. 95, California (Pa.) 76; C.W. Post 57, Millersville 55. **Regional Third Place:** Southern Ind. 92, Lewis 78; Bridgeport 83, Bentley 67; Central Mo. 88, Alabama A&M 74; Fla. Southern 108, Albany St. (Ga.) 80; Northern Mich. 95, Gannon 65; Norfolk St. 90, Mont. St.-Billings 75; Virginia Union 78, Randolph-Macon 55; Millersville 96, California (Pa.) 86. **Regional Championships:** Ky. Wesleyan 84, Wright St. 72; American Int'l 80, Sacred Heart 74; Southeast Mo. St. 67, Delta St. 59; Jacksonville St. 76, Tampa 61; South Dakota St. 58, Grand Valley St. 57; Cal St. East Bay 51, Cal St. Northridge 44; Mt. St. Mary's 63, Winston-Salem 56; C.W. Post 71, Philadelphia U. 68. **Quarterfinals:** Ky. Wesleyan 76, American Int'l 73; Jacksonville St. 80, Southeast Mo. St. 79; South Dakota St. 62, Cal St. East Bay 58; Mt. St. Mary's 69, C.W. Post 67. **Semifinals:** Jacksonville St. 72, Ky. Wesleyan 61; South Dakota St. 78, Mt. St. Mary's 71. **Championship:** Jacksonville St. 74, South Dakota St. 73.

1986 First Round: SIU Edwardsville 70, Lewis 61; Wright St. 94, Ky. Wesleyan 84; Cheyney 106, Edinboro 85; Gannon 78, Millersville 66; Delta St. 61, Sam Houston St. 59; Southeast Mo. St. 94, Abilene Christian 72; Alas. Anchorage 86, UC Riverside 83; Cal St. East Bay 67, Cal Poly 65; Wayne St. (Mich.) 72, Augustana (S.D.) 57; St. Cloud St. 76, Mont. St.-Billings 67; Fla. Southern 83, West Ga. 82; Tampa 76, Alabama A&M 69; Norfolk St. 70, Virginia Union 60; Mt. St. Mary's 74, Winston-Salem 71; Sacred Heart 76, Springfield 74 (2 ot); Southern N.H. 67, St. Anselm 57. **Regional Third Place:** Ky. Wesleyan 91, Lewis 81; Millersville 107, Edinboro 86; Abilene Christian 73, Sam Houston St. 60; UC Riverside 55, Cal Poly 53; Mont. St.-Billings 86, Augustana (S.D.) 61; West Ga. 104, Alabama A&M 84; Virginia Union 95, Winston-Salem 77; Springfield 70, St. Anselm 65. **Regional Championships:** Wright St. 77, SIU Edwardsville 73; Cheyney 65, Gannon 62; Southeast Mo. St. 75, Delta St. 74; Cal St. East Bay 87, Alas. Anchorage 73; Wayne St. (Mich.) 75, St. Cloud St. 71; Fla. Southern 67, Tampa 57; Norfolk St. 78, Mt. St. Mary's 75; Sacred Heart 83, Southern N.H. 67. **Quarterfinals:** Cheyney 78, Wright St. 75; Southeast Mo. St. 85, Cal St. East Bay 69; Fla. Southern 77, Wayne St. (Mich.) 65; Sacred Heart 84, Norfolk St. 74. **Semifinals:** Southeast Mo. St. 90, Cheyney 81; Sacred Heart 86, Fla. Southern 80. **Championship:** Sacred Heart 93, Southeast Mo. St. 87.

1987 First Round: Sacred Heart 82, St. Anselm 80; Southern N.H. 71, New Haven 70; Millersville 83, St. Michael's 76; Gannon 80, C.W. Post 71; West Ga. 81, Tampa 73; Fla. Southern 92, Alabama A&M 83; Alas. Anchorage 68, Cal St. Dom. Hills 64; Mont. St.-Billings 78, Cal St. East Bay 54; Ferris St. 70, Wayne St. (Mich.) 67; St. Cloud St. 81, Lock Haven 64; Delta St. 88, Abilene Christian 71; Southeast Mo. St. 72, West Tex. A&M 71; Mt. St. Mary's 94, Virginia Union 84; Norfolk St. 68, Dist. Columbia 64; Ky. Wesleyan 112, Johnson C. Smith 77; SIU Edwardsville 88, Southern Ind. 82. **Regional Third Place:** St. Anselm 94, New Haven 88; C.W. Post 85, St. Michael's 72; Tampa 92, Alabama A&M 76; Cal St. East Bay 71, Cal St. Dom. Hills 55; Lock Haven 84, Wayne St. (Mich.) 83; West Tex. A&M 67, Abilene Christian 63; Virginia Union 99, Dist. Columbia 92; Southern Ind. 102, Johnson C. Smith 96. **Regional Championships:** Southern N.H. 73, Sacred Heart 67; Gannon 85, Millersville 82; Fla. Southern 84, West Ga. 69; Mont. St.-Billings 79, Alas. Anchorage 73; St. Cloud St. 77, Ferris St. 69; Delta St. 90, Southeast Mo. St. 84 (ot); Norfolk St. 70, Mt. St. Mary's 66; Ky. Wesleyan 89, SIU Edwardsville 86. **Quarterfinals:** Gannon 93, Southern N.H. 81; Mont. St.-Billings 75, Fla. Southern 62; Delta St. 78, St. Cloud St. 73 (ot); Ky. Wesleyan 80, Norfolk St. 74. **Semifinals:** Gannon 61, Mont. St.-Billings 55; Ky. Wesleyan 98, Delta St. 75. **Championship:** Ky. Wesleyan 92, Gannon 74.

1988 First Round: Mass.-Lowell 90, Assumption 65; New Haven 96, Quinnipiac 62; Ky. Wesleyan 82, Lewis 74; Alabama A&M 75, Ashland 73 (ot); Tampa 71, Norfolk St. 68; Fla. Southern 99, North Ala. 76; Mo.-St. Louis 68, South Dakota St. 63; Southeast Mo. St. 111, Angelo St. 75; Ferris St. 91, Augustana (S.D.) 75; UC Riverside 78, St. Cloud St. 71; Alas. Anchorage 89, Cal St. Bakersfield 82 (ot); Cal St. East Bay 96, Sacramento St. 85; N.C. Central 56, Virginia St. 49; Troy 75, Virginia Union 61; California (Pa.) 91, Le Moyne 88; Gannon 84, Kutztown 64. **Regional Third Place:** Quinnipiac 88, Assumption 73; Lewis 89, Ashland 73; North Ala. 87, Norfolk St. 67; South Dakota St. 87, Angelo St. 84; St.

Cloud St. 118, Augustana (S.D.) 114 (2 ot); Cal St. Bakersfield 90, Sacramento St. 89; Virginia Union 90, Virginia St. 89; Le Moyne 89, Kutztown 81. **Regional Championships:** Mass.-Lowell 84, New Haven 72; Alabama A&M 92, Ky. Wesleyan 88; Fla. Southern 76, Tampa 63; Southeast Mo. St. 73, Mo.-St. Louis 69; Ferris St. 80, UC Riverside 64; Alas. Anchorage 72, Cal St. East Bay 67; Troy 66, N.C. Central 65 (ot); Gannon 93, California (Pa.) 75. **Quarterfinals:** Mass.-Lowell 76, Alabama A&M 68; Fla. Southern 78, Southeast Mo. St. 75; Alas. Anchorage 97, Ferris St. 85; Troy 100, Gannon 79. **Semifinals:** Mass.-Lowell 88, Fla. Southern 81; Alas. Anchorage 77, Troy 72. **Third Place:** Fla. Southern 94, Troy 84. **Championship:** Mass.-Lowell 75, Alas. Anchorage 72.

1989 First Round: Bridgeport 132, Stonehill 127 (ot); Sacred Heart 103, Bentley 88; Virginia Union 116, Alabama A&M 80; N.C. Central 67, Norfolk St. 64; Ky. Wesleyan 100, SIU Edwardsville 87 (ot); Bellarmine 108, Ferris St. 92; Tampa 90, Fla. Southern 86; Jacksonville St. 94, Florida Tech 70; Milwaukee 99, Augustana (S.D.) 95; Northern Colo. 92, Alas. Fairbanks 70; Central Mo. 78, Northwest Mo. St. 74; Southeast Mo. St. 65, Angelo St. 60; Bloomsburg 74, Philadelphia U. 73 (ot); Millersville 97, Lock Haven 84; UC Riverside 79, Sonoma St. 65; Cal St. Bakersfield 64, Cal St. Dom. Hills 61. **Regional Third Place:** Bentley 129, Stonehill 118; Alabama A&M 93, Norfolk St. 80; SIU Edwardsville 102, Ferris St. 92; Fla. Southern 85, Florida Tech 75; Augustana (S.D.) 112, Alas. Fairbanks 107 (2 ot); Angelo St. 89, Northwest Mo. St. 80; Lock Haven 82, Philadelphia U. 78; Cal St. Dom. Hills 98, Sonoma St. 77. **Regional Championships:** Sacred Heart 69, Bridgeport 67; N.C. Central 60, Virginia Union 55; Ky. Wesleyan 84, Bellarmine 77; Jacksonville St. 89, Tampa 67; Milwaukee 89, Northern Colo. 88 (ot); Southeast Mo. St. 88, Central Mo. St. 73; Millersville 87, Bloomsburg 71; UC Riverside 63, Cal St. Bakersfield 60. **Quarterfinals:** N.C. Central 58, Sacred Heart 57; Jacksonville St. 107, Ky. Wesleyan 70; Southeast Mo. St. 93, Milwaukee 84; UC Riverside 92, Millersville 86. **Semifinals:** N.C. Central 90, Jacksonville St. 70; Southeast Mo. St. 84, UC Riverside 83 (ot). **Third Place:** UC Riverside 90, Jacksonville St. 81. **Championship:** N.C. Central 73, Southeast Mo. St. 46.

1990 First Round: Bridgeport 83, New Haven 78; St. Anselm 94, Southern N.H. 89; Central Mo. 69, UC Riverside 59; Cal St. Bakersfield 76, Humboldt St. 58; East Stroudsburg 99, Slippery Rock 98 (ot); Gannon 83, C.W. Post 78; Morehouse 82, Virginia Union 78; Florida Tech 73, Norfolk St. 63; Mo. Western St. 73, West Tex. A&M 71; Southeast Mo. St. 91, Southern Ind. 73; Ashland 68, Southwest Baptist 64; Ky. Wesleyan 97, Ferris St. 72; Metro St. 82, South Dakota 73; North Dakota 78, Alas. Anchorage 71; N.C. Central 66, Tampa 61; Jacksonville St. 97, Fla. Southern 96 (ot). **Regional Third Place:** Southern N.H. 91, New Haven 88; Humboldt St. 71, UC Riverside 70; C.W. Post 84, Slippery Rock 79; Norfolk St. 102, Virginia Union 93; West Tex. A&M 98, Southern Ind. 92 (ot); Ferris St. 88, Southwest Baptist 80 (ot); South Dakota 101, Alas. Anchorage 92; Fla. Southern 92, Tampa 82. **Regional Championships:** Bridgeport 91, St. Anselm 82; Cal St. Bakersfield 68, Central Mo. 64; Gannon 72, East Stroudsburg 63; Morehouse 81, Florida Tech 77; Southeast Mo. St. 88, Mo. Western St. 73; Ky. Wesleyan 79, Ashland 75; North Dakota 85, Metro St. 80; Jacksonville St. 95, N.C. Central 88 (ot). **Quarterfinals:** Cal St. Bakersfield 87, Bridgeport 72; Morehouse 75, Gannon 69; Ky. Wesleyan 91, Southeast Mo. St. 90 (ot); North Dakota 89, Jacksonville St. 67. **Semifinals:** Cal St. Bakersfield 85, Morehouse 60; Ky. Wesleyan 101, North Dakota 92. **Third Place:** North Dakota 98, Morehouse 77. **Championship:** Ky. Wesleyan 93, Cal St. Bakersfield 79.

1991 First Round: Franklin Pierce 82, Merrimack 79; Bridgeport 94, Assumption 87; Philadelphia U. 62, Shippensburg 50; C.W. Post 70, Slippery Rock 66; Southwest Baptist 98, Ky. Wesleyan 81; Central Mo. 72, West Tex. A&M 69; Alas. Anchorage 74, Cal St. Chico 69; Cal St. Bakersfield 75, UC Riverside 62; South Dakota St. 92, Metro St. 79; North Dakota 90, Neb.-Kearney 60; Virginia Union 89, Morehouse 79; S.C. Upstate 99, Johnson C. Smith 74; North Ala. 94, Hampton 80; Troy 78, Fla. Southern 73; Grand Valley St. 78, Bellarmine 72; Ashland 103, Mo. Western St. 72. **Regional Third Place:** Merrimack 89, Assumption 71; Slippery Rock 119, Shippensburg 101; Ky. Wesleyan 91, West Tex. A&M 78; UC Riverside 90, Cal St. Chico 82; Metro St. 99, Neb.-Kearney 92; Johnson C. Smith 102, Morehouse 89; Hampton 70, Fla. Southern 68; Bellarmine 94, Mo. Western St. 83. **Regional Championships:** Bridgeport 81, Franklin Pierce 77; Philadelphia U. 64, C.W. Post 63; Southwest Baptist 63, Central Mo. 61; Cal St. Bakersfield 78, Alas. Anchorage 68; North Dakota 54, South Dakota St. 51; Virginia Union 77,

S.C. Upstate 73; North Ala. 93, Troy 86; Ashland 82, Grand Valley St. 75. **Quarterfinals:** Bridgeport 69, Philadelphia U. 62; Cal St. Bakersfield 55, Southwest Baptist 52; Virginia Union 64, North Dakota 63; North Ala. 92, Ashland 84. **Semifinals:** Bridgeport 73, Cal St. Bakersfield 66 (ot); North Ala. 97, Virginia Union 76. **Championship:** North Ala. 79, Bridgeport 72.

1992 First Round: Southern N.H. 89, Assumption 87; Bridgeport 91, Merrimack 84; Central Okla. 100, Mo. Western St. 96 (ot); Washburn 85, Tex. A&M-Kingsville 65; Denver 73, North Dakota 68; South Dakota St. 79, St. Cloud St. 74 (ot); Philadelphia U. 83, St. Rose 70; California (Pa.) 69, Pace 66 (ot); S.C. Upstate 87, Rollins 83; Jacksonville St. 96, Troy 91; UC Riverside 74, Grand Canyon 61; Cal St. Bakersfield 99, Cal St. Chico 78; Wayne St. (Mich.) 63, St. Joseph's (Ind.) 56; Ky. Wesleyan 84, Grand Valley St. 73; Johnson C. Smith 82, Norfolk St. 76; Virginia Union 79, Albany St. (Ga.) 67. **Regional Third Place:** Merrimack 105, Assumption 84; Tex. A&M-Kingsville 97, Mo. Western St. 83; North Dakota 80, St. Cloud St. 60; St. Rose 59, Pace 52; Troy 110, Rollins 92; Grand Canyon 88, Cal St. Chico 87; St. Joseph's (Ind.) 74, Grand Valley St. 64 (ot); Albany St. (Ga.) 73, Norfolk St. 70. **Regional Championships:** Bridgeport 100, Southern N.H. 87; Central Okla. 132, Washburn 114; South Dakota St. 87, Denver 57; California (Pa.) 90, Philadelphia U. 79; Jacksonville St. 105, S.C. Upstate 87; Cal St. Bakersfield 72, UC Riverside 70 (ot); Ky. Wesleyan 90, Wayne St. (Mich.) 72; Virginia Union 87, Johnson C. Smith 70. **Quarterfinals:** Bridgeport 127, Central Okla. 124 (ot); California (Pa.) 84, South Dakota St. 73; Cal St. Bakersfield 89, Jacksonville St. 59; Virginia Union 81, Ky. Wesleyan 69. **Semifinals:** Bridgeport 76, California (Pa.) 75; Virginia Union 69, Cal St. Bakersfield 66. **Championship:** Virginia Union 100, Bridgeport 75.

1993 First Round: N.C. Central 93, Alabama A&M 84; Virginia Union 67, Fayetteville St. 38; Alas. Anchorage 72, Cal St. Chico 70; Cal St. Bakersfield 98, Grand Canyon 68; Northern Mich. 86, Southern Ind. 85; Wayne St. (Mich.) 78, IPFW 72; Millersville 86, California (Pa.) 77; Philadelphia U. 70, Gannon 56; Delta St. 73, Tampa 61; Troy 75, Fla. Southern 72; Washburn 92, Central Okla. 88; Eastern N.M. 76, Mo. Southern St. 73; Franklin Pierce 95, Bentley 74; Southern N.H. 67, St. Anselm 63; North Dakota 80, Western St. 61; South Dakota 78, Colo. Christian 60. **Regional Third Place:** Alabama A&M 79, Fayetteville St. 62; Grand Canyon 103, Cal St. Chico 98; Southern Ind. 95, IPFW 63; East regional third-place game canceled due to inclement weather; Tampa 79, Fla. Southern 73; Central Okla. 116, Mo. Southern St. 109; Bentley 109, St. Anselm 90; Western St. 81, Colo. Christian 71. **Regional Championships:** N.C. Central 93, Virginia Union 81; Cal St. Bakersfield 78, Alas. Anchorage 59; Wayne St. (Mich.) 90, Northern Mich. 58; Philadelphia U. 70, Millersville 62; Troy 110, Delta St. 93; Washburn 79, Eastern N.M. 78; Southern N.H. 83, Franklin Pierce 73; South Dakota 66, North Dakota 64 (ot). **Quarterfinals:** Cal St. Bakersfield 86, N.C. Central 80; Wayne St. (Mich.) 78, Philadelphia U. 76; Troy 94, Washburn 82; Southern N.H. 100, South Dakota 96 (3 ot). **Semifinals:** Cal St. Bakersfield 61, Wayne St. (Mich.) 57; Troy 126, Southern N.H. 123. **Championship:** Cal St. Bakersfield 85, Troy 72.

1994 First Round: Virginia Union 88, Elizabeth City St. 71; Norfolk St. 61, Longwood 59; Washburn 83, Central Mo. 78; North Ala. 74, West Tex. A&M 67; UC Riverside 78, San Fran. St. 61; Cal St. Bakersfield 92, Alas. Anchorage 61; California (Pa.) 65, Gannon 64; Indiana (Pa.) 90, Edinboro 77; Wayne St. (Mich.) 99, Oakland 97; Southern Ind. 78, Ky. Wesleyan 67; South Dakota 94, North Dakota 76; North Dakota St. 75, Mesa St. 65 (ot); Philadelphia U. 56, C.W. Post 54; Southern N.H. 90, American Int'l 73; Alabama A&M 110, Paine 106 (2 ot); Tampa 83, Eckerd 61. **Regional Third Place:** Elizabeth City St. 88, Longwood 87; Central Mo. 79, West Tex. A&M 74; Alas. Anchorage 109, San Fran. St. 97; Gannon 75, Edinboro 66; Ky. Wesleyan 118, Oakland 91; North Dakota 97, Mesa St. 88; C.W. Post 84, American Int'l 81; Paine 57, Eckerd 52. **Regional Championships:** Norfolk St. 71, Virginia Union 69; Washburn 92, North Ala. 73; Cal St. Bakersfield 75, UC Riverside 62; Indiana (Pa.) 80, California (Pa.) 76; Southern Ind. 112, Wayne St. (Mich.) 84; South Dakota 61, North Dakota St. 58; Southern N.H. 79, Philadelphia U. 78 (2 ot); Alabama A&M 95, Tampa 90. **Quarterfinals:** Washburn 69, Norfolk St. 58; Cal St. Bakersfield 87, Indiana (Pa.) 69; Southern Ind. 98, South Dakota 77; Southern N.H. 100, Alabama A&M 90. **Semifinals:** Cal St. Bakersfield 67, Washburn 64; Southern Ind. 111, Southern N.H. 89. **Championship:** Cal St. Bakersfield 92, Southern Ind. 86.

1995 First Round: Gannon 82, Bloomsburg 81; Millersville 61, West Chester 60; Central Mo. 95, North Ala. 75; Mississippi

Col. 87, Washburn 80 (2 ot); UC Davis 92, Grand Canyon 88 (ot); Cal St. L.A. 70, Cal St. Bakersfield 66 (ot); Morningside 92, North Dakota 86; North Dakota St. 85, Mesa St. 76; Shaw 83, Longwood 76; Johnson C. Smith 72, Lenoir-Rhyne 71; Eckerd 82, Lander 79; Armstrong Atlantic 78, Morehouse 70; Philadelphia U. 72, Adelphi 60; Southern N.H. 94, Dowling 79; Quincy 116, Oakland 94; Southern Ind. 95, Hillsdale 86. **Regional Semifinals:** Indiana (Pa.) 93, Gannon 71; California (Pa.) 93, Millersville 66; Central Mo. 80, Mo. Western St. 78; Central Okla. 94, Mississippi Col. 88; UC Riverside 84, UC Davis 66; Seattle Pacific 76, Cal St. L.A. 68; Morningside 93, Regis (Colo.) 70; Fort Hays St. 73, North Dakota St. 63; Virginia Union 94, Shaw 73; Norfolk St. 89, Johnson C. Smith 61; Alabama A&M 75, Eckerd 58; Tampa 65, Armstrong Atlantic 59; Philadelphia U. 84, St. Anselm 82; Southern N.H. 113, St. Rose 110 (ot); Northern Ky. 97, Quincy 91; Southern Ind. 102, Ky. Wesleyan 81. **Regional Third Place:** Millersville 89, Gannon 76 (ot); Mississippi Col. 90, Mo. Western St. 77; Cal St. L.A. 78, UC Davis 74; North Dakota St. 84, Regis (Colo.) 72; Shaw 96, Johnson C. Smith 90; Eckerd 72, Armstrong Atlantic 70; St. Anselm 109, St. Rose 92; Quincy 111, Ky. Wesleyan 104. **Regional Championships:** Indiana (Pa.) 80, California (Pa.) 69; Central Mo. 117, Central Okla. 112; UC Riverside 74, Seattle Pacific 68; Morningside 85, Fort Hays St. 82; Norfolk St. 84, Virginia Union 66; Alabama A&M 79, Tampa 78; Southern N.H. 84, Philadelphia U. 62; Southern Ind. 102, Northern Ky. 94. **Quarterfinals:** Indiana (Pa.) 90, Central Mo. 79; UC Riverside 71, Morningside 58; Norfolk St. 85, Alabama A&M 67; Southern Ind. 108, Southern N.H. 93. **Semifinals:** UC Riverside 73, Indiana (Pa.) 69; Southern Ind. 89, Norfolk St. 81. **Championship:** Southern Ind. 71, UC Riverside 63.

1996 First Round: Edinboro 90, Bloomsburg 82; Fairmont St. 78, Bluefield St. 66; S.C. Upstate 91, Clark Atlanta 71; Columbus St. 88, Rollins 80 (ot); Regis (Colo.) 73, Neb.-Kearney 70; North Dakota St. 71, Denver 70; Central Mo. 89, Tex. A&M-Commerce 86 (ot); North Ala. 78, Delta St. 69; Franklin Pierce 83, Le Moyne 53; Southern N.H. 68, Adelphi 52; Pfeiffer 71, N.C. Central 62; High Point 76, Presbyterian 67; Grand Canyon 105, Alas. Anchorage 96 (ot); UC Davis 89, Mont. St.-Billings 80; Indianapolis 105, Lake Superior St. 81; Northern St. 98, Oakland 92. **Regional Semifinals:** California (Pa.) 84, Edinboro 76; Indiana (Pa.) 84, Fairmont St. 83; Alabama A&M 106, S.C. Upstate 91; Columbus St. 83, Fla. Southern 77; Fort Hays St. 97, Regis (Colo.) 69; South Dakota St. 94, North Dakota St. 88; Mo.-Rolla 72, Central Mo. 67; North Ala. 85, Tex. A&M-Kingsville 80; St. Anselm 78, Franklin Pierce 70; St. Rose 83, Southern N.H. 82; Virginia Union 49, Pfeiffer 47; Queens (N.C.) 81, High Point 70; Cal St. Bakersfield 71, Grand Canyon 65; Seattle Pacific 79, UC Davis 65; Southern Ind. 75, Indianapolis 71; Northern Ky. 82, Northern St. 71. **Regional Championships:** California (Pa.) 78, Indiana (Pa.) 68; Alabama A&M 98, Columbus St. 82; Fort Hays St. 99, South Dakota St. 90; North Ala. 92, Mo.-Rolla 80; St. Rose 87, St. Anselm 76; Virginia Union 81, Queens (N.C.) 58; Cal St. Bakersfield 78, Seattle Pacific 65; Northern Ky. 99, Southern Ind. 87. **Quarterfinals:** California (Pa.) 95, Alabama A&M 85; Fort Hays St. 71, North Ala. 68; Virginia Union 99, St. Rose 72; Northern Ky. 56, Cal St. Bakersfield 55. **Semifinals:** Fort Hays St. 76, California (Pa.) 56; Northern Ky. 68, Virginia Union 66. **Championship:** Fort Hays St. 70, Northern Ky. 63.

1997 First Round: St. Michael's 86, Adelphi 85 (ot); St. Rose 92, Le Moyne 76; Grand Canyon 78, UC Davis 66; Mont. St.-Billings 97, UC Riverside 86; High Point 94, Pitt.-Johnstown 92 (ot); Concord 79, Barton 74; St. Augustine's 93, GC&SU 87; Elizabeth City St. 77, Elon 70; North Dakota St. 90, Northern St. 89 (ot); Neb.-Kearney 90, Minn. Duluth 76; Delta St. 88, Albany St. (Ga.) 64; Tampa 83, West Ga. 61; Pittsburg St. 72, Mo. Western St. 70; Tex. A&M-Commerce 80, Central Mo. 74; Oakland 79, Grand Valley St. 74; Quincy 125, Southern Ind. 118 (3 ot). **Regional Semifinals:** Southern N.H. 101, St. Michael's 90; Southern Conn. St. 83, St. Rose 80; Cal St. Bakersfield 80, Grand Canyon 70; Mont. St.-Billings 97, Alas. Anchorage 67; Salem Int'l 91, High Point 82; Concord 111, Mansfield 96; St. Augustine's 78, N.C. Central 66; Elizabeth City St. 76, Presbyterian 64; Fort Hays St. 82, North Dakota St. 78; South Dakota St. 102, Neb.-Kearney 83; Alabama A&M 81, Delta St. 80; Lynn 81, Tampa 76; Pittsburg St. 90, Central Okla. 84; Tex. A&M-Commerce 80, Washburn 75; Oakland 75, Indianapolis 72; Northern Ky. 82, Quincy 54. **Regional Championships:** Southern Conn. St. 80, Southern N.H. 61; Cal St. Bakersfield 90, Mont. St.-Billings 78; Salem Int'l 85, Concord 76; Elizabeth City St. 90, St. Augustine's 73; South Dakota St. 86, Fort Hays St. 74; Lynn 87, Alabama A&M 82; Tex. A&M-Commerce 89, Pittsburg St. 83; Northern

Ky. 101, Oakland 87. **Quarterfinals:** Cal St. Bakersfield 65, Southern Conn. St. 62; Salem Int'l 91, Elizabeth City St. 74; Lynn 78, South Dakota St. 72; Northern Ky. 79, Tex. A&M-Commerce 67. **Semifinals:** Cal St. Bakersfield 81, Salem Int'l 68; Northern Ky. 79, Lynn 58. **Championship:** Cal St. Bakersfield 57, Northern Ky. 56.

1998 First Round: Pittsburg St. 85, Northwest Mo. St. 70; Central Okla. 107, Tex. A&M-Commerce 103; Cal St. L.A. 58, Grand Canyon 53; Seattle Pacific 82, Mont. St.-Billings 64; Assumption 87, Adelphi 63; Southern N.H. 89, Dowling 62; Edinboro 79, California (Pa.) 78; Pitt-Johnstown 80, Queens (N.C.) 72; Metro St. 69, Fort Hays St. 61; Neb.-Kearney 77, Colorado St.-Pueblo 74; S.C. Upstate 95, Johnson C. Smith 67; S.C.-Aiken 74, Columbus St. 65; Albany St. (Ga.) 86, Fla. Southern 80; West Ga. 77, Fort Valley St. 74; Michigan Tech 76, Lewis 73; Northern Ky. 78, Ferris St. 63. **Regional Semifinals:** West Tex. A&M 90, Pittsburg St. 79; Central Okla. 109, Mo. Western St. 101; UC Davis 53, Cal St. L.A. 51; Seattle Pacific 62, Cal St. Bakersfield 60; St. Rose 87, Assumption 80; Stonehill 78, Southern N.H. 67 (ot); Salem Int'l 91, Edinboro 83; Fairmont St. 75, Pitt-Johnstown 74; South Dakota St. 93, Metro St. 79; Northern St. 92, Neb.-Kearney 86; Virginia Union 91, S.C. Upstate 61; Catawba 82, S.C.-Aiken 76; Delta St. 84, Albany St. (Ga.) 62; Lynn 104, West Ga. 92; Ky. Wesleyan 78, Michigan Tech 68; Southern Ind. 81, Northern Ky. 66. **Regional Championships:** West Tex. A&M 105, Central Okla. 101; UC Davis 80, Seattle Pacific 52; St. Rose 97, Stonehill 87 (2 ot); Fairmont St. 79, Salem Int'l 78; Northern St. 88, South Dakota St. 82; Virginia Union 70, Catawba 58; Delta St. 63, Lynn 59 (ot); Ky. Wesleyan 98, Southern Ind. 79. **Quarterfinals:** UC Davis 63, West Tex. A&M 55; St. Rose 77, Fairmont St. 73 (ot); Virginia Union 67, Northern St. 63; Ky. Wesleyan 76, Delta St. 68. **Semifinals:** UC Davis 88, St. Rose 76; Ky. Wesleyan 80, Virginia Union 72. **Championship:** UC Davis 83, Ky. Wesleyan 77.

1999 First Round: Neb.-Kearney 85, Northern St. 80; South Dakota 79, Mesa St. 74; Charleston (W.V.) 79, West Chester 77; Queens (N.C.) 83, California (Pa.) 72; St. Michael's 87, Southern N.H. 76; Adelphi 57, Pace 56; Truman 82, Mo. Western St. 69; Abilene Christian 102, West Tex. A&M 96 (3 ot); Henderson St. 76, West Ga. 54; Lynn 83, Paine 71; Cal St. San B'dino 73, Sonoma St. 62; Seattle Pacific 83, Hawaii Pacific 61; Lander 68, Catawba 59; Winston-Salem 71, Elizabeth City St. 60; Northern Mich. 83, Lewis 77; Southern Ind. 89, Northwood 79. **Regional Semifinals:** Neb.-Kearney 94, Wayne St. (Neb.) 92 (ot); Metro St. 83, South Dakota 69; Salem Int'l 74, Charleston (W.V.) 60; Fairmont St. 61, Queens (N.C.) 54; St. Rose 78, St. Michael's 67; Adelphi 66, St. Anselm 50; Truman 81, Midwestern St. 68; Abilene Christian 79, Pittsburg St. 59; Henderson St. 76, LeMoyné-Owen 68; Fla. Southern 77, Lynn 69; Cal St. San B'dino 87, Central Wash. 71; Seattle Pacific 73, UC Davis 68; Lander 49, GC&SU 46; Winston-Salem 66, Wingate 63 (ot); Ky. Wesleyan 93, Northern Mich. 72; Southern Ind. 72, Wayne St. (Mich.) 69. **Regional Championships:** Metro St. 78, Neb.-Kearney 69; Salem Int'l 73, Fairmont St. 69; St. Rose 72, Adelphi 67 (2 ot); Truman 76, Abilene Christian 69; Fla. Southern 73, Henderson St. 63; Cal St. San B'dino 74, Seattle Pacific 67 (ot); Lander 47, Winston-Salem 46; Ky. Wesleyan 76, Southern Ind. 64. **Quarterfinals:** Metro St. 89, Salem Int'l 84; Truman 106, St. Rose 101 (3 ot); Fla. Southern 84, Cal St. San B'dino 69; Ky. Wesleyan 74, Lander 69. **Semifinals:** Metro St. 69, Truman 65; Ky. Wesleyan 87, Fla. Southern 67. **Championship:** Ky. Wesleyan 75, Metro St. 60.

2000 First Round: Delta St. 67, Henderson St. 64; Ala.-Huntsville 88, LeMoyné-Owen 71; Washburn 82, Drury 74; Northeastern St. 60, Northwest Mo. St. 56; St. Anselm 93, American Int'l 85; Merrimack 92, St. Rose 64; North Dakota 73, South Dakota St. 67; Wayne St. (Neb.) 90, St. Cloud St. 80; GC&SU 92, Gardner-Webb 81; Columbus St. 80, Virginia Union 60; UC Davis 60, BYU-Hawaii 53; Cal St. San B'dino 61, Cal St. L.A. 54; Indiana (Pa.) 79, Fairmont St. 73; Salem Int'l 74, St. Andrews 65; Northern Ky. 89, Northern Mich. 57; Michigan Tech 91, Gannon 86. **Regional Semifinals:** Fla. Southern 81, Delta St. 55; Tampa 64, Ala.-Huntsville 55; Mo. Southern St. 79, Washburn 73 (ot); Midwestern St. 91, Northeastern St. 88; St. Anselm 83, Southern Conn. St. 70; Adelphi 90, Merrimack 64; Metro St. 82, North Dakota 58; Wayne St. (Neb.) 86, South Dakota 83; GC&SU 72, Winston-Salem 68; Columbus St. 67, Wingate 57; Seattle Pacific 68, UC Davis 61; Central Wash. 101, Cal St. San B'dino 88; Indiana (Pa.) 108, Charleston (W.V.) 81; Pfeiffer 99, Salem Int'l 95; Ky. Wesleyan 66, Northern Ky. 62; Southern Ind. 85, Michigan Tech 68. **Regional Finals:** Fla. Southern 67, Tampa 53; Mo. Southern St. 92, Midwestern St. 83; St. Anselm 76, Adelphi 72; Metro St. 84, Wayne St. (Neb.) 72;

GC&SU 68, Columbus St. 62; Seattle Pacific 85, Central Wash. 72; Indiana (Pa.) 104, Pfeiffer 71; Ky. Wesleyan 88, Southern Ind. 79. **Quarterfinals:** Mo. Southern St. 76, Fla. Southern 65; Metro St. 81, St. Anselm 61; Seattle Pacific 77, GC&SU 65; Ky. Wesleyan 84, Indiana (Pa.) 68. **Semifinals:** Metro St. 75, Mo. Southern St. 74; Ky. Wesleyan 87, Seattle Pacific 81 (ot). **Championship:** Metro St. 97, Ky. Wesleyan 79.

2001 First Round: Hillsdale 60, Gannon 58; Northern Ky. 106, Grand Valley St. 102; Metro St. 91, South Dakota St. 80; Southwest Minn. St. 88, Winona St. 77; Philadelphia U. 90, St. Anselm 77; Mass.-Lowell 85, Queens (N.Y.) 67; Henderson St. 68, West Ga. 57; Tampa 83, Kentucky St. 68; Wingate 88, Armstrong Atlantic 67; Augusta St. 96, Catawba 84; West Tex. A&M 67, St. Mary's (Tex.) 55; Northeastern St. 80, Angelo St. 75; Longwood 103, West Chester 95; Salem Int'l 77, Clarion 72; Cal St. Bakersfield 99, Humboldt St. 88; Central Wash. 101, Seattle Pacific 95. **Regional Semifinals:** Ky. Wesleyan 73, Hillsdale 71; Northern Ky. 93, Southern Ind. 92 (ot); St. Cloud St. 100, Metro St. 61; Southwest Minn. St. 82, Fort Hays St. 63; Adelphi 87, Philadelphia U. 66; St. Michael's 80, Mass.-Lowell 69; Henderson St. 69, Fla. Southern 64 (ot); Tampa 67, Eckerd 56; Johnson C. Smith 92, Wingate 60; Winston-Salem 65, Augusta St. 48; Washburn 86, West Tex. A&M 61; Northwest Mo. St. 62, Northeastern St. 60; Queens (N.C.) 77, Longwood 76; Salem Int'l 88, Charleston (W.V.) 70; Western Wash. 95, Cal St. Bakersfield 86 (ot); Cal St. San B'dino 79, Central Wash. 74. **Regional Finals:** Ky. Wesleyan 59, Northern Ky. 57; Southwest Minn. St. 67, St. Cloud St. 65; Adelphi 78, St. Michael's 66; Tampa 60, Henderson St. 51; Johnson C. Smith 64, Winston-Salem 52; Washburn 67, Northwest Mo. St. 61; Queens (N.C.) 81, Salem Int'l 67; Western Wash. 58, Cal St. San B'dino 55. **Quarterfinals:** Ky. Wesleyan 85, Southwest Minn. St. 66; Tampa 82, Adelphi 68; Washburn 70, Johnson C. Smith 64; Western Wash. 89, Queens (N.C.) 85. **Semifinals:** Ky. Wesleyan 85, Tampa 84 (ot); Washburn 96, Western Wash. 90. **Championship:** Ky. Wesleyan 72, Washburn 63.

2002 First Round: Charleston (W.V.) 96, Alderson-Broaddus 93 (ot); Belmont Abbey 66, West Va. Wesleyan 59; Rockhurst 75, Mo. Western St. 68; Incarnate Word 72, Tarleton St. 59; Cal St. Bakersfield 84, Mont. St.-Billings 81; Seattle Pacific 82, BYU-Hawaii 57; Neb.-Omaha 88, Fort Lewis 58; Metro St. 66, Minn. Duluth 61; Johnson C. Smith 73, Augusta St. 70; Winston-Salem 90, Wingate 75; West Ga. 76, Delta St. 71; Valdosta St. 62, Paine 57; Mass.-Lowell 72, Bentley 70; Pace 92, Queens (N.Y.) 88; Findlay 70, Gannon 53; Lewis 67, Hillsdale 53. **Second Round:** Indiana (Pa.) 91, Charleston (W.V.) 81; Salem Int'l 75, Belmont Abbey 69; Rockhurst 75, Northeastern St. 70 (2 ot); Northwest Mo. St. 61, Incarnate Word 56; Cal St. San B'dino 66, Cal St. Bakersfield 62; Humboldt St. 89, Seattle Pacific 82; South Dakota St. 96, Neb.-Omaha 76; Metro St. 59, Neb.-Kearney 51; Carson-Newman 77, Johnson C. Smith 66; Shaw 62, Winston-Salem 61; West Ga. 77, Tampa 69; Valdosta St. 80, Henderson St. 54; Adelphi 72, Mass.-Lowell 57; Assumption 91, Pace 73; Ky. Wesleyan 94, Findlay 89; Lewis 62, Michigan Tech 51. **Regional Finals:** Indiana (Pa.) 85, Salem Int'l 81; Northwest Mo. St. 79, Rockhurst 73; Cal St. San B'dino 80, Humboldt St. 65; Metro St. 87, South Dakota St. 86; Shaw 69, Carson-Newman 68; West Ga. 81, Valdosta St. 69; Adelphi 77, Assumption 56; Ky. Wesleyan 80, Lewis 75. **Quarterfinals:** Indiana (Pa.) 78, Northwest Mo. St. 72; Metro St. 65, Cal St. San B'dino 48; Shaw 102, West Ga. 84; Ky. Wesleyan 71, Adelphi 46. **Semifinals:** Metro St. 82, Indiana (Pa.) 52; Ky. Wesleyan 101, Shaw 92. **Championship:** Metro St. 80, Ky. Wesleyan 72.

2003 First Round: Mass.-Lowell 91, St. Rose 68; Bridgeport 64, Adelphi 56; New Haven 76, Southern N.H. 71; C.W. Post 81, Assumption 75 (ot); Presbyterian 11, Columbus St. 59; Shaw 72, Johnson C. Smith 58; Kennesaw St. 74, Virginia Union 65; Bowie St. 88, Lenoir-Rhyne 82; Cal St. Bakersfield 50, BYU-Hawaii 41; Cal Poly Pomona 80, Alas. Fairbanks 76; Humboldt St. 102, Hawaii-Hilo 81; Cal St. San B'dino 86, Sonoma St. 58; Michigan Tech 90, Indianapolis 75; Southern Ind. 82, Lewis 63; Findlay 80, Northern Ky. 76; *Ky. Wesleyan 81, Gannon 74; Queens (N.C.) 72, West Chester 58; Salem Int'l 76, California (Pa.) 73; Millersville 62, Belmont Abbey 56; Barton 81, Alderson-Broaddus 76; Rollins 76, Ala.-Huntsville 61; Eckerd 83, Morehouse 66; Delta St. 72, Fla. Southern 70; Henderson St. 67, Harding 59; Tarleton St. 56, St. Mary's (Tex.) 43; Northwest Mo. St. 71, Mo. Western St. 61; Washburn 75, West Tex. A&M 73; Northeastern St. 78, Central Okla. 67; Neb.-Kearney 72, Minn. Duluth 67; South Dakota St. 84, Fort Hays St. 78; Metro St. 85, Fort Lewis 63; St. Cloud St. 74, North Dakota 69. **Second Round:** Mass.-Lowell 86, Bridgeport 73; C.W. Post 78, New Haven 61; Presbyterian 77, Shaw 58; Bowie St. 95, Kennesaw St. 70; Cal Poly Pomona 62, Cal St. Bakersfield 49; Cal St. San B'dino 80, Humboldt

St. 68; Southern Ind. 74, Michigan Tech 71; *Ky. Wesleyan 83, Findlay 66; Queens (N.C.) 100, Salem Int'l 87; Millersville 80, Barton 63; Eckerd 74, Rollins 70; Henderson St. 67, Delta St. 60; Tarleton St. 73, Northwest Mo. St. 58; Northeastern St. 64, Washburn 59; Neb.-Kearney 86, South Dakota St. 85; Metro St. 75, St. Cloud St. 63. **Regional Finals:** Mass.-Lowell 69, C.W. Post 59; Bowie St. 67, Presbyterian 53; Cal Poly Pomona 91, Cal St. San B'dino 84 (2 ot); *Ky. Wesleyan 95, Southern Ind. 91; Queens (N.C.) 94, Millersville 77; Eckerd 85, Henderson St. 75; Northeastern St. 56, Tarleton St. 46; Neb.-Kearney 94, Metro St. 87 (2 ot). **Quarterfinals:** Bowie St. 72, Mass.-Lowell 62; *Ky. Wesleyan 85, Cal Poly Pomona 60; Queens (N.C.) 99, Eckerd 78; Northeastern St. 94, Neb.-Kearney 75. **Semifinals:** *Ky. Wesleyan 84, Bowie St. 64; Northeastern St. 84, Queens (N.C.) 69. **Championship:** Northeastern St. 75, *Ky. Wesleyan 64.

*Ky. Wesleyan's participation in the 2003 tournament vacated.

2004 First Round: Tarleton St. 77, Tex. A&M-Kingsville 74; Drury 85, Emporia St. 81; Northwest Mo. St. 77, Eastern N.M. 57; Washburn 81, St. Mary's (Tex.) 70; Wayne St. (Mich.) 65, Lewis 62; Michigan Tech 81, Gannon 75; Southern Ind. 96, Ky. Wesleyan 83; Findlay 84, Indianapolis 83 (ot); Metro St. 102, Mesa St. 72; South Dakota St. 99, Northern St. 80; South Dakota 82, Neb.-Omaha 71; Neb.-Kearney 104, Bemidji St. 90; Montevallo 56, Valdosta St. 49; Henderson St. 71, Morehouse 51; Eckerd 70, Fla. Southern 62; Rollins 88, Benedict 79; Pfeiffer 104, Indiana (Pa.) 91; Cheyney 76, California (Pa.) 59; West Virginia St. 80, Dist. Columbia 69; Alderson-Broaddus 85, Mount Olive 80; Kennesaw St. 78, Catawba 63; Columbus St. 77, Virginia Union 75; Bowie St. 86, Lenoir-Rhyne 81; Francis Marion 86, Armstrong Atlantic 84; Mass.-Lowell 74, Bridgeport 64; Southern N.H. 74, New Haven 67; NYIT 81, Philadelphia U. 75; Bryant 65, C.W. Post 63; Cal St. San B'dino 92, Cal St. Chico 60; Alas. Fairbanks 91, Cal St. Bakersfield 82, Humboldt St. 86, Cal Poly Pomona 83; BYU-Hawaii 67, Alas. Anchorage 61. **Second Round:** Drury 78, Tarleton St. 73 (ot); Northwest Mo. St. 62, Washburn 61; Wayne St. (Mich.) 57, Michigan Tech 54; Southern Ind. 75, Findlay 67; Metro St. 109, South Dakota St. 69; Neb.-Kearney 96, South Dakota 80; Montevallo 78, Henderson St. 57; Rollins 77, Eckerd 54; Pfeiffer 121, Cheyney 101; Alderson-Broaddus 87, West Virginia St. 71; Kennesaw St. 70, Columbus St. 55; Francis Marion 95, Bowie St. 78; Mass.-Lowell 67, Southern N.H. 61 (ot); Bryant 64, NYIT 60; Alas. Fairbanks 82, Cal St. San B'dino 78 (ot); Humboldt St. 71, BYU-Hawaii 61. **Regional Finals:** Northwest Mo. St. 62, Drury 59; Southern Ind. 69, Wayne St. (Mich.) 68; Metro St. 79, Neb.-Kearney 68; Rollins 75, Montevallo 63; Pfeiffer 106, Alderson-Broaddus 77; Kennesaw St. 82, Francis Marion 73; Mass.-Lowell 63, Bryant 62; Humboldt St. 64, Alas. Fairbanks 60. **Quarterfinals:** Southern Ind. 88, Northwest Mo. St. 81; Metro St. 88, Rollins 54; Kennesaw St. 86, Pfeiffer 79; Humboldt St. 89, Mass.-Lowell 82. **Semifinals:** Southern Ind. 83, Metro St. 81; Kennesaw St. 81, Humboldt St. 67. **Championship:** Kennesaw St. 84, Southern Ind. 59.

2005 First Round: Bentley 85, Queens (N.Y.) 63; Southern N.H. 80, St. Rose 71; Bryant 69, Adelphi 48; Bloomfield 79, St. Anselm 77; Pfeiffer 110, Wheeling Jesuit 94; Salem Int'l 72, Alderson-Broaddus 61; Indiana (Pa.) 76, Edinboro 73; Mount Olive 86, Millersville 78; Tex. A&M-Commerce 62, Southwestern Okla. 57; Central Okla. 84, Washburn 66; Pittsburg St. 73, St. Mary's (Tex.) 59; Tarleton St. 75, Central Mo. 72; Western Wash. 80, BYU-Hawaii 69; Alas. Fairbanks 65, Cal St. San B'dino 59; Cal Poly Pomona 82, Seattle Pacific 77; Hawaii-Hilo 83, Cal St. Chico 81; Lynn 89, Lane 61; Central Ark. 74, West Ga. 71; Eckerd 81, Fla. Gulf Coast 79; Montevallo 74, Barry 48; Findlay 83, Quincy 73; Wayne St. (Mich.) 56, SIU Edwardsville 55; Ferris St. 99, Indianapolis 79; Southern Ind. 67, Gannon 61; Metro St. 83, Northern St. 60; Minn. St. Mankato 86, Fort Lewis 78; South Dakota 94, Neb.-Kearney 84; Winona St. 64, Neb.-Omaha 58; Bowie St. 91, Tusculum 88; Columbus St. 83, Kennesaw St. 78; S.C. Upstate 63, Winston-Salem 59; Virginia Union 85, Catawba 81. **Second Round:** Bentley 90, Southern N.H. 84; Bryant 76, Bloomfield 59; Salem Int'l 105, Pfeiffer 92; Mount Olive 72, Indiana (Pa.) 64; Tex. A&M-Commerce 81, Central Okla. 73; Tarleton St. 65, Pittsburg St. 59; Alas. Fairbanks 88, Western Wash. 66; Cal Poly Pomona 73, Hawaii-Hilo 62; Lynn 73, Central Ark. 69; Montevallo 65, Eckerd 62; Findlay 63, Wayne St. (Mich.) 49; Ferris St. 93, Southern Ind. 87; Metro St. 85, Minn. St. Mankato 64; South Dakota 73, Winona St. 68; Bowie St. 84, Columbus St. 72; Virginia Union 85, S.C. Upstate 67. **Regional Finals:** Bryant 74, Bentley 64; Mount Olive 80, Salem Int'l 73; Tarleton St. 75, Tex. A&M-Commerce 70; Cal Poly Pomona 65, Alas. Fairbanks 58; Lynn 67, Montevallo 54; Findlay 94,

Ferris St. 73; Metro St. 89, South Dakota 84; Virginia Union 70, Bowie St. 64. **Quarterfinals:** Bryant 84, Mount Olive 69; Tarleton St. 58, Cal Poly Pomona 56; Lynn 75, Findlay 66; Virginia Union 78, Metro St. 63. **Semifinals:** Bryant 60, Tarleton St. 55; Virginia Union 76, Lynn 61. **Championship:** Virginia Union 63, Bryant 58.

2006 First Round: Delta St. 76, Stillman 70; Ark.-Monticello 90, North Ala. 81; Rollins 63, Ala.-Huntsville 58; Montevallo 69, Benedict 59; Seattle Pacific 86, Central Wash. 76; Cal St. Bakersfield 71, Sonoma St. 65; Chaminade 84, Alas. Anchorage 67; Western Wash. 100, Humboldt St. 86; St. Joseph's (Ind.) 74, Ferris St. 69; Southern Ind. 78, Drury 58; Quincy 74, Findlay 67; SIU Edwardsville 65, Grand Valley St. 61; Virginia Union 82, Wingate 66; Columbus St. 90, S.C. Upstate 88 (ot); GC&SU 86, Johnson C. Smith 68; Presbyterian 73, Armstrong Atlantic 67; Winona St. 81, South Dakota 69 (ot); Minn. St. Mankato 82, Neb.-Kearney 70; Northern St. 72, Metro St. 67; Fort Hays St. 69, St. Cloud St. 54; Barton 93, Wheeling Jesuit 70; Mount Olive 86, Shippensburg 83; Alderson-Broaddus 64, Salem Int'l 58; West Virginia St. 103, Edinboro 89; Stonehill 96, Bloomfield 77; Adelphi 90, Bentley 86; Mass.-Lowell 77, Bryant 67; St. Anselm 83, Bridgeport 63; Southwest Baptist 75, St. Edward's 70; Northwest Mo. St. 66, West Tex. A&M 51; Central Mo. 67, Truman 63 (ot); Tarleton St. 75, Central Okla. 68. **Second Round:** Ark.-Monticello 83, Delta St. 68; Montevallo 81, Rollins 68; Seattle Pacific 81, Cal St. Bakersfield 75; Western Wash. 101, Chaminade

91; Southern Ind. 81, St. Joseph's (Ind.) 78; SIU Edwardsville 80, Quincy 69; Virginia Union 75, Columbus St. 69; GC&SU 77, Presbyterian 58; Winona St. 74, Minn. St. Mankato 71; Northern St. 60, Fort Hays St. 58; Barton 82, Mount Olive 79; Alderson-Broaddus 88, West Virginia St. 82; Stonehill 69, Adelphi 54; Mass.-Lowell 74, St. Anselm 70; Northwest Mo. St. 83, Southwest Baptist 80; Tarleton St. 62, Central Mo. 59.

Regional Finals: Montevallo 89, Ark.-Monticello 86 (ot); Seattle Pacific 81, Western Wash. 77; SIU Edwardsville 64, Southern Ind. 60 (ot); Virginia Union 76, GC&SU 73; Winona St. 96, Northern St. 86; Barton 73, Alderson-Broaddus 70; Stonehill 89, Mass.-Lowell 80; Tarleton St. 72, Northwest Mo. St. 71. **Quarterfinals:** Seattle Pacific 79, Montevallo 65; Virginia Union 60, SIU Edwardsville 58; Winona St. 86, Barton 78 (ot); Stonehill 69, Tarleton St. 59. **Semifinals:** Virginia Union 68, Seattle Pacific 63; Winona St. 83, Stonehill 73. **Championship:** Winona St. 73, Virginia Union 61.

2007 First Round: Findlay 70, Wis.Parkside 60; Northern Ky. 73, Drury 68; Grand Valley St. 85, Quincy 75; Southern Ind. 84, Rockhurst 78; Barton 85, Queens (N.C.) 76; West Virginia St. 91, Alderson-Broaddus 75; Millersville 89, Mount Olive 85; California (Pa.) 82; West Liberty St. 79 (ot); Augusta St. 79, Elizabeth City St. 63; Wingate 72, Armstrong Atlantic 68; Clayton St. 72, Catawba 69 (ot); Virginia Union 74, Lander 68 (ot); Humboldt St. 68, Alas. Anchorage 61; Grand Canyon 87, Seattle Pacific 65; Seattle 69, Cal Poly Pomona 55; Cal St. San B'dino 71, BYU-Hawaii 68; Montevallo 78, Albany St.

(Ga.) 62; Henderson St. 58, Barry 44; Eckerd 66, Benedict 56; Rollins 61, Valdosta St. 60; Central Mo. 76, St. Edward's 39; Northwest Mo. St. 74, Pittsburg St. 53; Midwestern St. 86, West Tex. A&M 81; Southeastern Okla. St. 79, Emporia St. 66; Bentley 59, Caldwell 56; Bridgeport 67, Philadelphia U. 65; Bryant 77, Adelphi 55; St. Rose 87, Pace 71; Winona St. 100, St. Cloud St. 73; Neb.-Kearney 95, South Dakota 88; Metro St. 71, Adams St. 48; Minn. St. Mankato 85, Fort Lewis 71.

Second Round: Northern Ky. 60, Findlay 56; Grand Valley St. 90, Southern Ind. 83; Barton 88, West Virginia St. 85; Millersville 82, California (Pa.) 72; Wingate 79, Augusta St. 78; Virginia Union 71, Clayton St. 70 (ot); Humboldt St. 95, Grand Canyon 81; Cal St. San B'dino 72, Seattle 66; Montevallo 68, Henderson St. 58 (ot); Eckerd 85, Rollins 76; Central Mo. 72, Northwest Mo. St. 61; Southeastern Okla. St. 88, Midwestern St. 77 (ot); Bentley 60, Bridgeport 45; Bryant 65, St. Rose 62; Winona St. 81, Neb.-Kearney 70; Minn. St. Mankato 70, Metro St. 68. **Regional Finals:** Grand Valley St. 66, Northern Ky. 42; Barton 76, Millersville 65; Wingate 73, Virginia Union 56; Cal St. San B'dino 68, Humboldt St. 66; Montevallo 64, Eckerd 61; Central Mo. 67, Southeastern Okla. St. 54; Bentley 63, Bryant 54; Winona St. 89, Minn. St. Mankato 76. **Quarterfinals:** Barton 83, Grand Valley St. 81 (ot); Cal St. San B'dino 100, Wingate 73; Central Mo. 86, Montevallo 69; Winona St. 64, Bentley 51. **Semifinals:** Barton 80, Cal St. San B'dino 79; Winona St. 90, Central Mo. 85 (ot). **Championship:** Barton 77, Winona St. 75.

Division III Championship

2007 Results

FIRST ROUND

St. John's (Minn.) 85, Loras 82 (ot)
 Washington-St. Louis 77, Fontbonne 58
 Whitworth 62, DePauw 59
 Calvin 69, Aurora 68
 Hope 76, Chicago 54
 Carroll (Wis.) 73, Augustana (Ill.) 69
 Catholic 58, Messiah 37
 Lincoln (Pa.) 91, Alvernia 76
 Johns Hopkins 84, Villa Julie 72
 Guilford 101, Manhattanville 81
 Va. Wesleyan 63, Averett 60
 Hampden-Sydney 68, Hood 65
 Mississippi Col. 68, Occidental 51
 Maryville (Tenn.) 73, Mary Hardin-Baylor 62
 Widener 73, King's (Pa.) 63
 Ramapo 77, York (N.Y.) 68
 Stevens Inst. 68, WPI 57
 Rhode Island Col. 64, Coast Guard 60
 Brandeis 77, Trinity (Conn.) 70 (ot)
 Keene St. 81, Rivier 47

St. John Fisher 98, Wentworth Inst. 72
 Plattsburgh St. 61, Rochester 60
 St. Lawrence 85, Elms 79
 Brockport 74, Williams 66
 Wooster 92, Transylvania 66
 Centre 69, Capital 55
 John Carroll 87, Westminster (Pa.) 83

SECOND ROUND

Wis.-Stevens Point 93, St. John's (Minn.) 76
 Washington-St. Louis 63, Whitworth 61
 Hope 80, Calvin 64
 Carroll (Wis.) 86, St. Thomas (Minn.) 80
 Lincoln (Pa.) 81, Catholic 70
 Guilford 80, Johns Hopkins 73
 Va. Wesleyan 61, Hampden-Sydney 51
 Mississippi Col. 76, Maryville (Tenn.) 62
 Amherst 87, Widener 70
 Stevens Inst. 69, Ramapo 61
 Rhode Island Col. 70, Brandeis 67
 Keene St. 76, Salem St. 75
 St. John Fisher 95, Plattsburgh St. 87
 Brockport 74, St. Lawrence 49
 Wooster 73, Centre 56
 John Carroll 79, Lake Erie 77

SECTIONAL SEMIFINALS

Washington-St. Louis 78, Wis.-Stevens Point 66
 Hope 89, Carroll 77
 Guilford 129, Lincoln (Pa.) 128 (3 ot)
 Va. Wesleyan 81, Mississippi Col. 55
 Amherst 97, Stevens Inst. 74
 Rhode Island Col. 75, Keene St. 73
 Brockport St. 105, St. John Fisher 91
 Wooster 83, John Carroll 73

SECTIONAL CHAMPIONSHIPS

Washington-St. Louis 58, Hope 55
 Va. Wesleyan 81, Guilford 71
 Amherst 81, Rhode Island Col. 69
 Wooster 94, Brockport St. 87

SEMIFINALS

Va. Wesleyan 67, Washington-St. Louis 65
 Amherst 67, Wooster 60

THIRD PLACE

Washington-St. Louis 92, Wooster 84

CHAMPIONSHIP

Amherst 80, Va. Wesleyan 67

Box Scores

SEMIFINALS

MARCH 16, AT SALEM, VIRGINIA

Va. Wesleyan 67, Washington-St. Louis 65

Va. Wesleyan

No.	Player	TOT-FG		3-PT		FT		REBOUNDS			PF	TP	A	TO	BLK	S	MIN
		FG	FGA	FG	FGA	FT	FTA	OFF	DEF	TOT							
00	TonTon Balenga.....	* 2	5	1	3	5	6	1	2	3	1	10	1	6	0	0	25
11	Thomas Sumpter.....	* 0	2	0	0	0	0	0	1	1	3	0	6	0	0	3	20
14	Terrell Dixon.....	* 4	7	1	3	0	0	0	1	1	3	9	1	0	0	1	34
30	Brandon Adair.....	*12	12	0	0	1	3	4	2	6	4	25	1	3	0	1	33
40	Tyler Fantin.....	* 3	8	2	5	2	2	0	5	5	4	10	2	1	1	0	33
10	DJuan Tucker.....	1	5	1	4	1	2	0	3	3	1	4	4	1	0	1	22
33	T.J. Williams.....	0	0	0	0	0	0	0	0	0	0	0	0	0	0	0	5
34	Stephen Fields.....	3	5	1	2	2	3	0	2	2	2	9	0	2	0	0	14
44	Norman Hassell.....	0	2	0	2	0	0	0	0	0	1	0	1	0	0	0	14
	TEAM.....	0	0	0	0	0	0	0	0	0	0	0	0	0	0	0	0
	Totals.....	25	46	6	19	11	16	5	16	21	19	67	16	13	1	6	200

Deadball Rebounds: 5

Washington-St. Louis

No.	Player	TOT-FG		3-PT		FT		REBOUNDS			PF	TP	A	TO	BLK	S	MIN
		FG	FGA	FG	FGA	FT	FTA	OFF	DEF	TOT							
12	Sean Wallis.....	* 5	10	2	5	5	6	0	2	2	2	17	8	6	0	1	37
21	Tyler Nading.....	* 4	5	0	0	0	0	2	1	3	3	8	1	2	0	2	22
30	Nick Nikitas.....	* 3	7	0	2	2	2	0	0	0	1	8	2	3	0	0	34
33	Aaron Thompson.....	* 1	2	1	1	2	2	0	2	2	1	5	1	0	0	0	34
50	Troy Ruths.....	* 8	17	0	0	5	5	4	3	7	5	21	0	2	0	1	34
20	Ray Wagner.....	0	1	0	0	0	0	0	0	0	0	0	0	1	0	0	4
23	Phil Syvertsen.....	0	0	0	0	0	0	0	0	0	3	0	0	1	0	0	11
34	Cameron Smith.....	0	0	0	0	0	0	0	0	0	0	0	0	1	0	0	15
44	Zach Kelly.....	2	3	1	1	1	2	1	4	5	2	6	0	0	0	0	9
	Team.....	0	0	0	0	0	0	0	2	2	0	0	0	2	0	0	0
	Totals.....	23	45	4	9	15	17	7	14	21	17	65	12	18	0	4	200

Deadball Rebounds: 3

Officials: Curt Seter; Roland Simmons; Gary Wild
 Technical fouls: Va. Wesleyan-None. Washington-St. Louis-None.

Score by Periods

	1	2	Total
Va. Wesleyan.....	25	42	67
Washington-St. Louis....	28	37	65

Amherst 67, Wooster 60

Wooster

No.	Player	TOT-FG		3-PT			REBOUNDS			PF	TP	A	TO	BLK	S	MIN	
		FG	FGA	FG	FGA	FT	FTA	OFF	DEF								TOT
10	Brandon Johnson	* 1	5	0	2	3	5	1	6	7	2	5	2	2	0	0	31
22	James Cooper	* 4	10	3	7	1	2	1	2	3	1	12	1	1	0	0	35
30	Andy Van Horn	* 2	4	1	1	1	1	1	1	2	3	6	3	0	0	1	22
33	Tom Port	* 3	9	1	6	6	7	0	4	4	3	13	2	5	1	1	37
40	Evan Will	* 1	1	0	0	0	0	1	0	1	0	2	0	0	0	0	15
14	Marty Bidwell	0	2	0	1	0	0	0	3	3	1	0	1	4	0	0	16
24	Devin Fulk	1	4	0	2	0	0	1	2	3	2	2	1	1	0	1	15
34	Tim Vandervaart	9	10	0	0	2	2	0	4	4	4	20	2	2	1	2	28
	TEAM	0	0	0	0	0	0	0	3	3	0	0	0	0	0	0	0
	Totals	21	45	5	19	13	17	5	25	30	16	60	12	15	2	5	200

Deadball Rebounds: 1

Amherst

No.	Player	TOT-FG		3-PT			REBOUNDS			PF	TP	A	TO	BLK	S	MIN	
		FG	FGA	FG	FGA	FT	FTA	OFF	DEF								TOT
1	Andrew Olson	* 4	11	1	6	6	6	1	5	6	4	15	9	5	0	3	40
20	Tim McLaughlin	* 6	12	4	7	0	1	2	6	8	4	16	2	1	1	2	37
24	Brian Baskauskas	* 2	4	2	3	3	4	0	4	4	3	9	1	0	0	0	29
34	Dan O'Shea	* 1	2	0	0	2	2	1	3	4	1	4	0	0	0	0	12
41	Dan Wheeler	* 5	13	1	6	0	4	2	1	3	1	11	0	2	0	1	30
4	Mike Salerno	0	0	0	0	0	0	2	1	3	1	0	1	0	0	1	13
32	Fletcher Walters	1	2	1	1	0	0	1	0	1	2	3	1	0	0	0	11
44	Kevin Hopkins	3	8	0	0	3	3	0	1	1	2	9	0	3	0	0	25
52	Brandon Jones	0	1	0	0	0	0	0	1	1	0	0	0	0	0	0	3
	TEAM	0	0	0	0	0	0	1	0	1	0	0	0	1	0	0	0
	Totals	22	53	9	23	14	20	10	22	32	15	67	14	12	1	7	200

Deadball Rebounds: 2

Attendance: 2,252

Officials: David Dence; Todd Sweeney; Carl Gerlitos

Technical fouls: Wooster-None. Amherst-None.

Score by Periods			
	1	2	Total
Wooster	25	35	60
Amherst	39	28	67

THIRD PLACE

MARCH 17, AT SALEM, VIRGINIA

Washington-St. Louis 92, Wooster 84

Wooster

No.	Player	TOT-FG		3-PT			REBOUNDS			PF	TP	A	TO	BLK	S	MIN	
		FG	FGA	FG	FGA	FT	FTA	OFF	DEF								TOT
10	Brandon Johnson	* 7	15	0	3	1	1	0	2	2	3	15	6	4	0	2	32
22	James Cooper	* 2	11	1	4	0	0	0	0	0	2	5	2	3	0	0	23
30	Andy Van Horn	* 3	3	1	1	4	5	2	0	2	3	11	2	1	0	0	27
33	Tom Port	* 4	17	4	12	1	3	1	1	2	4	13	5	0	1	2	33
34	Tim Vandervaart	* 8	13	0	0	0	1	6	5	11	4	16	1	1	1	3	31
14	Marty Bidwell	2	4	0	1	0	0	1	5	6	4	4	1	1	0	0	14
24	Devin Fulk	5	11	3	5	0	0	4	6	10	2	13	0	2	1	0	25
40	Evan Will	2	4	1	2	2	4	2	1	3	3	7	0	3	0	0	15
	TEAM	0	0	0	0	0	0	2	1	3	0	0	0	0	0	0	0
	Totals	33	78	10	28	8	14	18	21	39	25	84	17	15	3	7	200

Deadball Rebounds: 8

Washington St.-Louis

No.	Player	TOT-FG		3-PT			REBOUNDS			PF	TP	A	TO	BLK	S	MIN	
		FG	FGA	FG	FGA	FT	FTA	OFF	DEF								TOT
12	Sean Wallis	* 6	13	1	6	8	9	0	4	4	2	21	8	3	0	3	37
21	Tyler Nading	* 8	11	1	2	5	6	4	5	9	4	22	4	4	3	0	29
30	Nick Nikitas	* 1	3	0	2	2	2	0	2	2	1	4	0	1	0	0	21
33	Aaron Thompson	* 4	7	4	7	4	4	0	4	4	2	16	2	0	2	2	36
50	Troy Ruths	* 5	12	0	0	7	8	2	6	8	5	17	1	4	0	0	26
11	Moss Schermerhorn	0	1	0	0	0	0	0	1	1	0	0	1	0	0	0	3
20	Ray Wagner	0	1	0	1	0	0	0	0	0	1	0	1	0	0	0	3
23	Phil Syvertsen	0	1	0	1	0	0	0	0	0	0	0	0	1	0	0	4
34	Cameron Smith	4	7	1	3	1	1	1	2	3	1	10	0	1	0	0	27
40	Cameron Williams	0	0	0	0	0	0	0	0	0	0	0	0	0	0	0	1
44	Zach Kelly	1	3	0	1	0	2	2	2	4	1	2	0	1	0	1	11
52	Jonathan Breshears	0	0	0	0	0	0	0	0	0	1	0	0	0	0	0	3
	TEAM	0	0	0	0	0	0	1	1	2	0	0	0	0	0	0	0
	Totals	29	59	7	23	27	32	10	27	37	18	92	17	15	5	6	200

Deadball Rebounds: 2

Officials: Ted Kessler; Johnny Pearson; Craign Murley

Technical fouls: Wooster-None. Washington-St. Louis-None.

Score by Periods			
	1	2	Total
Wooster	35	49	84
Washington-St. Louis	34	58	92

CHAMPIONSHIP
MARCH 18, AT SALEM, VIRGINIA
Amherst 80, Va. Wesleyan 67

Amherst

No.	Player	TOT-FG		3-PT		REBOUNDS			PF	TP	A	TO	BLK	S	MIN		
		FG	FGA	FG	FGA	FT	FTA	OFF								DEF	TOT
1	Andrew Olson	* 3	8	2	4	7	8	0	1	1	1	15	5	4	0	0	39
20	Tim McLaughlin	* 5	10	1	3	1	1	0	5	5	3	12	2	1	1	1	30
24	Brian Baskauskas	* 6	9	0	2	2	2	1	5	6	5	14	3	0	0	0	28
34	Dan O'Shea	* 0	1	0	0	0	0	1	0	1	5	0	0	0	1	2	10
41	Dan Wheeler	* 4	7	1	2	4	4	3	4	7	0	13	0	0	0	0	32
4	Mike Salerno	0	0	0	0	0	0	0	1	1	1	0	2	1	0	2	24
32	Fletcher Walters	2	4	1	3	2	2	0	0	0	1	7	0	0	0	1	8
44	Kevin Hopkins	3	6	0	0	6	7	2	3	5	4	12	0	0	2	0	15
52	Brandon Jones	0	5	0	0	7	8	1	2	3	2	7	0	1	0	0	14
	TEAM	0	0	0	0	0	0	0	1	1	0	0	0	1	0	0	0
	Totals	23	50	5	14	29	32	8	22	30	22	80	12	8	4	6	200

Deadball Rebounds: 2

Va. Wesleyan

No.	Player	TOT-FG		3-PT		REBOUNDS			PF	TP	A	TO	BLK	S	MIN		
		FG	FGA	FG	FGA	FT	FTA	OFF								DEF	TOT
11	Thomas Sumpter	* 2	6	0	0	2	2	3	2	5	2	6	3	0	0	1	27
14	Terrell Dixon	* 2	6	2	4	2	2	0	2	2	0	8	0	2	0	0	25
24	TonTon Balenga	* 5	12	2	7	7	7	0	2	2	4	19	0	4	0	0	30
30	Brandon Adair	* 7	9	0	0	3	11	4	1	5	4	17	0	2	0	1	40
40	Tyler Fantin	* 1	6	0	0	2	2	2	6	8	4	4	1	1	1	0	22
10	D'Juan Tucker	0	2	0	0	1	2	0	2	2	0	1	0	0	0	1	15
32	Rodney Young	0	1	0	0	2	2	1	1	2	5	2	0	0	0	0	11
34	Stephen Fields	2	5	1	1	3	5	0	2	2	1	8	3	2	1	1	22
44	Norman Hassell	0	0	0	0	0	0	0	0	0	4	0	0	0	0	1	7
54	Travis Klink	1	1	0	0	0	0	0	0	0	0	2	0	0	0	0	1
	TEAM	0	0	0	0	0	0	0	1	1	0	0	0	1	0	0	0
	Totals	20	48	5	12	22	33	10	19	29	24	67	7	12	2	5	200

Deadball Rebounds: 8

Attendance: 3,075

Officials: Carl Gerlitos; Gregg Durich; Jeff Benedict

Technical fouls: Amherst-None. Va. Wesleyan-None.

Score by Periods

	1	2	Total
Amherst	39	41	80
Va. Wesleyan	28	39	67

Year-by-Year Results

Season	Champion	Score	Runner-Up	Third Place	Fourth Place	Championship Game Attendance	Championship Total Attendance
1975	LeMoyn-Owen (27-5)	57-54	Rowan	Augustana (Ill.)	Brockport St.	1,800	—
1976	Scranton (29-3)	60-57	Wittenberg	Augustana (Ill.)	Plattsburgh St.	4,000	24,345
1977	Wittenberg (23-5)	79-66	Oneonta St.	Scranton	Hamline	2,100	25,748
1978	North Park (29-2)	69-57	Widener	Albion	Stony Brook	2,800	24,458
1979	North Park (26-5)	66-62	Potsdam St.	Frank. & Marsh.	Centre	3,500	31,230
1980	North Park (28-3)	83-76	Upsala	Wittenberg	Longwood	3,500	30,624
1981	Potsdam St. (30-2)	67-65 (ot)	Augustana (Ill.)	Ursinus	Otterbein	4,237	38,199
1982	Wabash (24-4)	83-62	Potsdam St.	Brooklyn	Cal St. Stanislaus	3,500	33,661
1983	Scranton (27-5)	64-63	Wittenberg	Roanoke	Wis.-Whitewater	3,700	36,731
1984	Wis.-Whitewater (27-4)	103-86	Clark (Mass.)	DePauw	Upsala	3,200	30,311
1985	North Park (27-4)	72-71	Potsdam St.	Neb. Wesleyan	Widener	2,816	31,746
1986	Potsdam St. (32-0)	76-73	LeMoyn-Owen	Neb. Wesleyan	New Jersey City	—	34,366
1987	North Park (28-3)	106-100	Clark (Mass.)	Wittenberg	Richard Stockton	2,100	38,542
1988	Ohio Wesleyan (27-5)	92-70	Scranton	Neb. Wesleyan	Hartwick	2,500	34,373
1989	Wis.-Whitewater (29-2)	94-86	TCNJ	Southern Me.	Centre	2,882	37,396
1990	Rochester (27-5)	43-42	DePauw	Washington (Md.)	Calvin	3,000	46,365
1991	Wis.-Platteville (28-3)	81-74	Frank. & Marsh.	Otterbein	Ramapo	2,379	44,538
1992	Calvin (31-1)	62-49	Rochester	Wis.-Platteville	New Jersey City	2,941	45,611
1993	Ohio Northern (28-2)	71-68	Augustana (Ill.)	Rowan	Mass.-Dartmouth	2,120	32,360
1994	Lebanon Valley (28-4)	66-59 (ot)	New York U.	Wittenberg	St. Thomas (Minn.)	2,419	40,207
1995	Wis.-Platteville (31-0)	69-55	Manchester	Rowan	Trinity (Conn.)	3,000	68,731
1996	Rowan (28-4)	100-93	Hope	Ill. Wesleyan	Frank. & Marsh.	3,944	67,695
1997	Ill. Wesleyan (24-7)	89-86	Neb. Wesleyan	Williams	Alvernia	3,013	59,784
1998	Wis.-Platteville (30-0)	69-56	Hope	Williams	Wilkes	3,915	53,981
1999	Wis.-Platteville (30-2)	76-75 (ot)	Hampden-Sydney	Connecticut Col.	Wm. Paterson	4,461	45,348
2000	Calvin (30-2)	79-75	Wis.-Eau Claire	Salem St.	Frank. & Marsh.	3,261	52,847
2001	Catholic (28-5)	76-62	Wm. Paterson	Ill. Wesleyan	Ohio Northern	3,317	57,784
2002	Otterbein (30-3)	102-83	Elizabethtown	Carthage	Rochester	2,852	74,437
2003	Williams (31-1)	67-65	Gust. Adolphus	Wooster	Hampden-Sydney	3,867	50,870
2004	Wis.-Stevens Point (29-5)	84-82	Williams	John Carroll	Amherst	2,374	52,066
2005	Wis.-Stevens Point (29-3)	73-49	Rochester	Calvin	York (Pa.)	2,877	47,640
2006	Va. Wesleyan (30-3)	59-56	Wittenberg	Ill. Wesleyan	Amherst	3,435	45,371
2007	Amherst (30-2)	80-67	Va. Wesleyan	Washington-St. Louis	Wooster	3,075	60,619

Season	Site of Finals	Coach of Champion	Outstanding Player Award
1975	Reading, Pa.	Jerry Johnson, LeMoyn-Owen	Bob Newman, LeMoyn-Owen
1976	Reading, Pa.	Bob Bessoir, Scranton	Jack Maher, Scranton
1977	Rock Island, Ill.	Larry Hunter, Wittenberg	Rick White, Wittenberg
1978	Rock Island, Ill.	Dan McCarrell, North Park	Michael Harper, North Park
1979	Rock Island, Ill.	Dan McCarrell, North Park	Michael Harper, North Park
1980	Rock Island, Ill.	Dan McCarrell, North Park	Michael Thomas, North Park
1981	Rock Island, Ill.	Jerry Welsh, Potsdam St.	Maxwell Artis, Augustana (Ill.)
1982	Grand Rapids, Mich.	Mac Petty, Wabash	Pete Metzelaars, Wabash
1983	Grand Rapids, Mich.	Bob Bessoir, Scranton	Bill Bessoir, Scranton
1984	Grand Rapids, Mich.	Dave Vander Meulen, Wis.-Whitewater	Andre McKoy, Wis.-Whitewater
1985	Grand Rapids, Mich.	Bosco Djurickovic, North Park	Earnest Hubbard, North Park
1986	Grand Rapids, Mich.	Jerry Welsh, Potsdam St.	Roosevelt Bullock, Potsdam St.
1987	Grand Rapids, Mich.	Bosco Djurickovic, North Park	Michael Starks, North Park
1988	Grand Rapids, Mich.	Gene Mehaffey, Ohio Wesleyan	Scott Tedder, Ohio Wesleyan
1989	Springfield, Ohio	Dave Vander Meulen, Wis.-Whitewater	Greg Grant, TCNJ
1990	Springfield, Ohio	Mike Neer, Rochester	Chris Fite, Rochester
1991	Springfield, Ohio	Bo Ryan, Wis.-Platteville	Shawn Frison, Wis.-Platteville
1992	Springfield, Ohio	Ed Douma, Calvin	Steve Honderd, Calvin
1993	Buffalo, N.Y.	Joe Campoli, Ohio Northern	Kirk Anderson, Augustana (Ill.)
1994	Buffalo, N.Y.	Pat Flannery, Lebanon Valley	Mike Rhoades, Lebanon Valley
			Adam Crawford, New York U.
1995	Buffalo, N.Y.	Bo Ryan, Wis.-Platteville	Ernie Peavy, Wis.-Platteville
1996	Salem, Va.	John Giannini, Rowan	Terrence Stewart, Rowan
1997	Salem, Va.	Dennie Bridges, Ill. Wesleyan	Bryan Crabtree, Ill. Wesleyan
1998	Salem, Va.	Bo Ryan, Wis.-Platteville	Ben Hoffmann, Wis.-Platteville
1999	Salem, Va.	Bo Ryan, Wis.-Platteville	Merrill Brunson, Wis.-Platteville
2000	Salem, Va.	Kevin Vande Streek, Calvin	Sherm Carstensen, Calvin
2001	Salem, Va.	Mike Lonergan, Catholic	Pat Maloney, Catholic
2002	Salem, Va.	Dick Reynolds, Otterbein	Jeff Gibbs, Otterbein
2003	Salem, Va.	David Paulsen, Williams	Benjamin Coffin, Williams
2004	Salem, Va.	Jack Bennett, Wis.-Stevens Point	Nick Bennett, Wis.-Stevens Point
2005	Salem, Va.	Jack Bennett, Wis.-Stevens Point	Jason Kalsow, Wis.-Stevens Point
2006	Salem, Va.	David Macedo, Va. Wesleyan	Ton Ton Balenga, Va. Wesleyan
2007	Salem, Va.	David Hixon, Amherst	Andrew Olson, Amherst

Individual Records

(Minimum three games for tournament records.)

POINTS, GAME

59—Ben Strong, Guilford (129) vs. Lincoln (Pa.) (128) (3 ot), 2007.

POINTS, TOURNAMENT

177—Michael Nogelo, Williams, 1998 (31 vs. Trinity [Conn.], 30 vs. Springfield, 25 vs. Hamilton, 35 vs. St. Lawrence, 18 vs. Wis.-Platteville, 38 vs. Wilkes).

SCORING AVERAGE, TOURNAMENT

37.3—Kyle Myrick, Lincoln (Pa.) (44 vs. Chris. Newport, 34 vs. Messiah, 34 vs. Va. Wesleyan), 2006.

FIELD GOALS, GAME

21—Gerald Reece, William Penn (85) vs. North Park (81), 1981.

FIELD GOALS, TOURNAMENT

68—Greg Grant, TCNJ, 1989 (11 vs. Shenandoah, 11 vs. New Jersey City, 16 vs. Potsdam St., 16 vs. Southern Me., 14 vs. Wis.-Whitewater).

THREE-POINT FIELD GOALS, GAME

12—Kirk Anderson, Augustana (Ill.) (100) vs. Wis.-Platteville (86), 1993.

THREE-POINT FIELD GOALS, TOURNAMENT

35—Kirk Anderson, Augustana (Ill.), 1993 (4 vs. DePauw, 5 vs. Beloit, 4 vs. La Verne, 12 vs. Wis.-Platteville, 6 vs. Rowan, 4 vs. Ohio Northern).

FREE THROWS MADE, GAME

21—Tom Montsma, Calvin (88) vs. Wabash (76), 1980.

FREE THROWS MADE, TOURNAMENT

52—Daimen Hunter, Alvernia, 1997 (6 vs. Lebanon Valley, 14 vs. Goucher, 5 vs. Rochester Inst., 11 vs. Salisbury, 0 vs. Ill. Wesleyan, 16 vs. Williams).

ASSISTS, GAME

20—Matt Nadelhoffer, Wheaton (Ill.) (131) vs. Grinnell (117), 1996.

ASSISTS, TOURNAMENT

62—Ricky Spicer, Wis.-Whitewater, 1989.

REBOUNDS, TOURNAMENT

83—Jeff Gibbs, Otterbein, 2002.

REBOUNDING AVERAGE, TOURNAMENT

16.6—Jeff Gibbs, Otterbein, 2002 (13 vs. Bethany [W.V.], 6 vs. Randolph-Macon, 24 vs. DePauw; 15 vs. Carthage; 25 vs. Elizabethtown).

Team Records

(Minimum three games for tournament records.)

POINTS, GAME

132—Ill. Wesleyan vs. Grinnell (91), 2001.

POINTS, TOURNAMENT

594—Rowan, 1996 [130 vs. York (N.Y.), 102 vs. New Jersey City, 85 vs. Williams, 98 vs. Richard Stockton, 79 vs. Ill. Wesleyan, 100 vs. Hope].

FIELD GOALS, GAME

52—Wheaton (Ill.) (131) vs. Grinnell (117), 1996.

FIELD GOALS, TOURNAMENT

206—Rowan, 1996 (45 vs. York [N.Y.], 31 vs. New Jersey City, 29 vs. Williams, 35 vs. Richard Stockton, 32 vs. Ill. Wesleyan, 34 vs. Hope).

THREE-POINT FIELD GOALS, GAME

22—Grinnell (117) vs. Wheaton (Ill.) (131), 1996.

THREE-POINT FIELD GOALS, TOURNAMENT

59—Augustana (Ill.), 1993 (6 vs. DePauw, 11 vs. Beloit, 11 vs. La Verne, 14 vs. Wis.-Platteville, 9 vs. Rowan, 8 vs. Ohio Northern).

FREE THROWS MADE, GAME

43—Capital (103) vs. Va. Wesleyan (93), 1982; Potsdam St. (91) vs. New Jersey City (89), 1986.

FREE THROWS MADE, TOURNAMENT

137—Catholic, 2001 [18 vs. CCNY; 11 vs. Widener; 18 vs. Brockport St.; 25 vs. Clark (Mass.); 33 vs. Ohio Northern; 32 vs. Wm. Paterson].

ASSISTS, GAME

34—Hampden-Sydney (105) vs. Greensboro (79), 1995.

ASSISTS, TOURNAMENT

136—Neb. Wesleyan, 1997 (25 vs. Buena Vista, 17 vs. Gust. Adolphus, 22 vs. Hope, 23 vs. Wis.-Stevens Point, 26 vs. Williams, 23 vs. Ill. Wesleyan).

All-Tournament Teams

**Most Outstanding Player.*

1975

*Robert Newman, LeMoyne-Owen
Clint Jackson, LeMoyne-Owen
Dan Panaggio, Brockport St.
Bruce Hamming, Augustana (Ill.)
Greg Ackles, Rowan

1976

*Jack Maher, Scranton
Tom Dunn, Wittenberg
Bob Heubner, Wittenberg
Ronnie Wright, Plattsburgh St.
Terry Lawrence, Augustana (Ill.)

1977

*Rick White, Wittenberg
Phil Smyczek, Hamline
Paul Miernicki, Scranton
Clyde Eberhardt, Wittenberg
Ralph Christian, Oneonta St.

1978

*Michael Harper, North Park
Dennis James, Widener
John Nibert, Albion
Earl Keith, Stony Brook
Tom Florentine, North Park

1979

*Michael Harper, North Park
Don Marsh, Frank. & Marsh.
Derrick Rowland, Potsdam St.
Michael Thomas, North Park
Modzel Greer, North Park

1980

*Michael Thomas, North Park
Ellonya Green, Upsala
Steve Keenan, Upsala
Tyronne Curtis, Wittenberg
Keith French, North Park

1981

*Max Artis, Augustana (Ill.)
Bill Rapier, Augustana (Ill.)
Ed Jachim, Potsdam St.
Derrick Rowland, Potsdam St.
Ron Stewart, Otterbein

1982

*Pete Metzelaars, Wabash
Doug Cornfoot, Cal St. Stanislaus
Rick Davis, Brooklyn
Merlin Nice, Wabash
Leroy Witherspoon, Potsdam St.
Maurice Woods, Potsdam St.

1983

*Bill Bessoir, Scranton
Mickey Banas, Scranton
Jay Ferguson, Wittenberg
Mark Linde, Wis.-Whitewater
Gerald Holmes, Roanoke

1984

*Andre McKoy, Wis.-Whitewater
Mark Linde, Wis.-Whitewater
James Gist, Upsala
Dan Trant, Clark (Mass.)
David Hathaway, DePauw

1985

*Earnest Hubbard, North Park
Justyne Monegain, North Park
Dana Janssen, Neb. Wesleyan
Brendan Mitchell, Potsdam St.
Lou Stevens, Widener

1986

*Roosevelt Bullock, Potsdam St.
Barry Stanton, Potsdam St.
Johnny Mayers, New Jersey City
Michael Neal, LeMoyne-Owen
Dana Janssen, Neb. Wesleyan

1987

*Michael Starks, North Park
Mike Barach, North Park
Steve Iannarino, Wittenberg
Kermit Sharp, Clark (Mass.)
Donald Ellison, Richard Stockton

1988

*Scott Tedder, Ohio Wesleyan
Lee Rowlinson, Ohio Wesleyan
J.P. Andrejko, Scranton
Charlie Burt, Neb. Wesleyan
Tim McGraw, Hartwick

1989

*Greg Grant, TCNJ
Danny Johnson, Centre
Jeff Bowers, Southern Me.
Ricky Spicer, Wis.-Whitewater
Elbert Gordon, Wis.-Whitewater
Jeff Seifriz, Wis.-Whitewater

1990

*Chris Fite, Rochester
Brett Crist, DePauw
Chris Brandt, Washington (Md.)
Brett Hecko, DePauw
Steve Honderd, Calvin

1991

*Shawn Frison, Wis.-Platteville
James Bradley, Otterbein
Robby Jeter, Wis.-Platteville
Will Lasky, Frank. & Marsh.
David Wilding, Frank. & Marsh.

1992

*Steve Honderd, Calvin
Matt Harrison, Calvin
Mike LeFebre, Calvin
Chris Fite, Rochester
Kyle Meeker, Rochester

1993

*Kirk Anderson, Augustana (Ill.)
Mark Gooden, Ohio Northern
Aaron Madry, Ohio Northern
Steven Haynes, Mass.-Dartmouth
Keith Wood, Rowan

1994

*Mike Rhoades, Lebanon Valley
*Adam Crawford, New York U.
Jonathan Gabriel, New York U.
John Harper, Lebanon Valley
Matt Croci, Wittenberg

1995

*Ernie Peavy, Wis.-Platteville
Brad Knoy, Manchester
Kyle Hupfer, Manchester
Aaron Lancaster, Wis.-Platteville
Charles Grasty, Rowan

1996

*Terrence Stewart, Rowan
Antwan Dasher, Rowan
Joel Holstege, Hope
Duane Bosma, Hope
Chris Simich, Ill. Wesleyan

1997

*Bryan Crabtree, Ill. Wesleyan
Korey Coon, Ill. Wesleyan
Mitch Mosser, Neb. Wesleyan
Damien Hunter, Alvernia
Michael Nogelo, Williams

1998

*Ben Hoffmann, Wis.-Platteville
Andre Dalton, Wis.-Platteville
Joel Holstege, Hope
Michael Nogelo, Williams
Dave Jannuzzi, Wilkes

1999

*Merrill Brunson, Wis.-Platteville
Mike Jones, Wis.-Platteville
T.J. Grimes, Hampden-Sydney
Jeremy Harris, Hampden-Sydney
Horace Jenkins, Wm. Paterson

2000

*Sherm Carstensen, Wis.-Eau Claire
Jeremy Veenstra, Calvin
Aaron Winkle, Calvin
Tishaun Jenkins, Salem St.
Alex Kraft, Frank. & Marsh.

2001

*Pat Maloney, Catholic
Matt Hilleary, Catholic
Horace Jenkins, Wm. Paterson
Chad Bostleman, Ohio Northern
Luke Kasten, Ill. Wesleyan

2002

*Jeff Gibbs, Otterbein
Kevin Shay, Otterbein
Bob Porambo, Elizabethtown
Seth Hauben, Carthage
Jason Wiertel, Carthage

2003

*Benjamin Coffin, Williams
Michael Crotty, Williams
Doug Espenson, Gust. Adolphus
Jeff Monroe, Hampden-Sydney
Bryan Nelson, Wooster

2004

*Nick Bennett, Wis.-Stevens Point
Jason Kalsow, Wis.-Stevens Point
Tucker Kain, Williams
Michael Crotty, Williams
Jerry Angel, Wooster

2005

*Jason Kalsow, Wis.-Stevens Point
Nick Bennett, Wis.-Stevens Point
Jon Krull, Wis.-Stevens Point
Seth Hauben, Rochester
Joel Hoekstra, Calvin

2006

*Ton Ton Balenga, Va. Wesleyan
Brandon Adair, Va. Wesleyan
Dane Borchers, Wittenberg
Dan Russ, Wittenberg
Keelan Amelianovich, Ill. Wesleyan

2007

*Andrew Olson, Amherst
Tim McLaughlin, Amherst
Brandon Adair, Va. Wesleyan
Sean Wallis, Washington-St. Louis
Tim Vandervaart, Wooster

Won-Lost Records in Tournament Play

Team (Years Participated)	Yrs.	Won	Lost	Pct.	1st	2nd	3rd	4th
Albany (N.Y.) (1975-77-79-80-81-85-90-92-94-95)	10	10	12	.455	0	0	0	0
Albion (1978-79-98-2005)	4	7	4	.636	0	0	1	0
Albright (1977-79-80-2005)	4	4	5	.444	0	0	0	0
Alfred (1985-86-89-97)	4	1	5	.167	0	0	0	0
Allegheny (1975-79-80-81-87-88-89-98-99)	9	4	14	.222	0	0	0	0
Alvernia (1997-2000-02-03-06-07)	6	6	7	.462	0	0	0	1
Amherst (1994-97-2000-01-02-03-04-05-06-07)	10	20	12	.625	1	0	0	2
Anna Maria (1996)	1	2	1	.667	0	0	0	0
Ashland (1976-77-78)	3	2	3	.400	0	0	0	0
Augsburg (1985-98-99)	3	1	4	.200	0	0	0	0
Augustana (Ill.) (1975-76-77-80-81-82-83-93-2006-07)	10	22	11	.667	0	2	2	0
Aurora (1998-2001-03-05-07)	5	1	5	.167	0	0	0	0
Averett (1990-07)	2	1	3	.250	0	0	0	0
Babson (1992-95-96-2002-04)	5	2	5	.286	0	0	0	0
Baldwin-Wallace (1979-95-96-98-2005-06)	6	5	6	.455	0	0	0	0
Baruch (2000-06)	2	0	2	.000	0	0	0	0
Beloit (1977-79-80-81-82-83-89-93-95)	9	3	12	.200	0	0	0	0
Benedictine (Ill.) (1991-97-2000-01-04)	5	2	5	.286	0	0	0	0
Bethany (W.V.) (1978-82-2002-05-06)	5	2	6	.250	0	0	0	0
Bethel (Minn.) (1991)	1	0	1	.000	0	0	0	0
Bishop (1977-82-83)	3	2	3	.400	0	0	0	0
Bowdoin (1996-99)	2	2	2	.500	0	0	0	0
Blackburn (2003-05)	2	0	2	.000	0	0	0	0
Brandeis (1975-77-78-2007)	4	6	4	.600	0	0	0	0
Bridgewater (Va.) (1988-96-97)	3	2	4	.333	0	0	0	0
Bridgewater St. (1983-99-2006)	3	1	3	.250	0	0	0	0
Brockport St. (1975-94-97-98-2001-02-04-07)	8	13	9	.591	0	0	0	1
Brooklyn (1982)	1	4	1	.800	0	0	1	0
Buena Vista (1997-2000-02-03-04-05-06)	7	4	7	.364	0	0	0	0
Buffalo (1982)	1	0	2	.000	0	0	0	0
Buffalo St. (1984-85-88-89-90-91-92-93-95-96-97-2003)	12	9	12	.429	0	0	0	0
Cabrini (1988-94-95-96-97-2001-02)	7	4	8	.333	0	0	0	0
UC San Diego (1990-91-92-94)	4	2	4	.333	0	0	0	0
Cal Lutheran (1992-93-94-2001)	4	2	4	.333	0	0	0	0
Cal St. San B'dino (1989)	1	0	1	.000	0	0	0	0
Cal St. Stanislaus (1981-82-83-87-89)	5	8	7	.533	0	0	0	1
Calvin (1980-81-86-87-89-90-91-92-93-94-95-2000-01-04-05-06-07)	17	30	18	.625	2	0	1	1
Capital (1982-83-84-89-96-2007)	6	5	6	.455	0	0	0	0
Carleton (2006)	1	0	1	.000	0	0	0	0
Carnegie Mellon (1977-2006)	2	0	3	.000	0	0	0	0
Carroll (Wis.) (2006-07)	2	2	2	.500	0	0	0	0
Carthage (2000-01-02)	3	7	3	.700	0	0	1	0
Castleton (2004)	1	0	1	.000	0	0	0	0
Catholic (1993-96-98-99-2000-01-02-03-04-06-07)	11	14	10	.583	1	0	0	0
Cazenovia (2002)	1	0	1	.000	0	0	0	0
Central (Iowa) (1977-78-79-80-85-91-94-95)	8	5	9	.357	0	0	0	0
Centre (1979-83-84-85-86-87-88-89-92-2007)	10	11	15	.423	0	0	0	2
Chaminade (1979)	1	2	1	.667	0	0	0	0
Chicago (1997-98-2000-01-07)	5	6	5	.545	0	0	0	0
Chris. Newport (1986-88-89-90-91-93-94-95-96-97-98-99-2000-01-03-06)	16	10	17	.370	0	0	0	0
City Tech (2005)	1	1	1	.500	0	0	0	0
CCNY (1976-2001-03)	3	1	3	.250	0	0	0	0
Claremont-M-S (1984-87-88-90-91-96-2002-06)	8	3	9	.250	0	0	0	0
Clark (Mass.) (1978-79-80-81-82-83-84-85-86-87-88-99-2001-02-03)	15	26	15	.634	0	2	0	0
Clark Atlanta (1977)	1	0	2	.000	0	0	0	0
Coast Guard (1979-2007)	2	1	2	.333	0	0	0	0
Coe (1975-76)	2	2	2	.500	0	0	0	0
Colby (1994-95-97)	3	0	3	.000	0	0	0	0
Colby-Sawyer (2001-02-03)	3	0	3	.000	0	0	0	0
Colorado Col. (1992-2004)	2	1	2	.333	0	0	0	0
Connecticut Col. (1998-99)	2	5	2	.714	0	0	1	0
Concordia (Wis.) (2000)	1	0	1	.000	0	0	0	0
Concordia-M'head (1996)	1	0	1	.000	0	0	0	0
Cornell College (1976-94)	2	0	3	.000	0	0	0	0
Cortland St. (1997-99-2000-06)	4	4	4	.500	0	0	0	0
Dallas (2004)	1	0	1	.000	0	0	0	0
Defiance (1993-99-2001)	3	0	3	.000	0	0	0	0
DePauw (1978-84-85-86-87-90-91-92-93-2002-06-07)	12	12	14	.462	0	1	1	0
DeSales (1996)	1	0	1	.000	0	0	0	0
Denison (1997)	1	0	1	.000	0	0	0	0
Dickinson (1980-82-91-97)	4	1	5	.167	0	0	0	0
Doane (1975)	1	0	1	.000	0	0	0	0
Dubuque (1981-86-88-90)	4	4	4	.500	0	0	0	0
Eastern Conn. St. (1992-93-2000)	3	3	3	.500	0	0	0	0
Edgewood (2002-05)	2	0	2	.000	0	0	0	0
Elizabethtown (1979-93-2002-03-04)	5	5	5	.500	0	1	0	0
Elmhurst (1992-2001)	2	2	2	.500	0	0	0	0
Elmira (1995)	1	0	1	.000	0	0	0	0
Elms (2005-06-07)	3	0	3	.000	0	0	0	0
Emory (1990)	1	2	1	.667	0	0	0	0

Team (Years Participated)	Yrs.	Won	Lost	Pct.	1st	2nd	3rd	4th
Emory & Henry (1988-90-91-92-93).....	5	4	5	.444	0	0	0	0
Endicott (2000-04-05-06).....	4	0	4	.000	0	0	0	0
FDU-Florham (1990-98).....	2	0	2	.000	0	0	0	0
Farmingdale St. (2006).....	1	1	1	.500	0	0	0	0
Ferrum (1992).....	1	1	1	.500	0	0	0	0
Fontbonne (1996-2007).....	2	0	2	.000	0	0	0	0
Framingham St. (1979-80-84).....	3	2	4	.333	0	0	0	0
Franklin (1998-99-2000-02).....	4	3	4	.429	0	0	0	0
Frank. & Marsh. (1975-77-79-81-84-86-87-88-89-90-91-92-93-94-95-96-99-2000-04).....	19	32	23	.582	0	1	1	2
Fredonia St. (1993).....	1	0	1	.000	0	0	0	0
Geneseo St. (1991-93-94-95-96-98-99).....	7	5	7	.417	0	0	0	0
Gettysburg (1996-2001-02).....	3	0	3	.000	0	0	0	0
Gordon (2006).....	1	0	1	.000	0	0	0	0
Goucher (1995-97-99).....	3	2	3	.400	0	0	0	0
Greensboro (1985-94-95).....	3	4	3	.571	0	0	0	0
Grinnell (1996-2001).....	2	0	2	.000	0	0	0	0
Grove City (1976-79-83-89).....	4	3	5	.375	0	0	0	0
Guilford (2007).....	1	3	1	.750	0	0	0	0
Gust. Adolphus (1987-89-92-96-97-98-99-2001-02-03-04-05).....	12	19	12	.613	0	1	0	0
Gwynedd-Mercy (2004-05).....	2	1	2	.333	0	0	0	0
Hamilton (1995-96-97-98-99-2000-2003-04-06).....	9	10	9	.526	0	0	0	0
Hamline (1975-77).....	2	4	3	.571	0	0	0	1
Hampden-Sydney (1989-92-94-95-97-98-99-2000-01-02-03-04-07).....	13	18	14	.563	0	1	0	1
Hanover (1995-96-2003-04-05).....	5	5	5	.500	0	0	0	0
Hartwick (1983-85-88-96).....	4	5	5	.500	0	0	0	1
Heidelberg (1984-95).....	2	1	2	.333	0	0	0	0
Hendrix (1995-96).....	2	1	2	.333	0	0	0	0
Hiram (1975-76-84).....	3	2	4	.333	0	0	0	0
Hobart (2001).....	1	0	1	.000	0	0	0	0
Hood (2007).....	1	0	1	.000	0	0	0	0
Hope (1982-83-84-85-87-88-89-90-91-92-95-96-97-98-2002-03-06-07).....	18	22	20	.524	0	2	0	0
Humboldt St. (1978-79-80).....	3	3	3	.500	0	0	0	0
Hunter (1990-92-93-94-95-98).....	6	4	6	.400	0	0	0	0
Illinois Col. (2003).....	1	0	1	.000	0	0	0	0
Ill. Wesleyan (1984-86-87-88-90-91-92-94-95-96-97-98-99-2001-03-04-05-06).....	18	39	18	.684	1	0	3	0
Ithaca (1977-82-83-87-93-2002).....	6	2	9	.182	0	0	0	0
John Carroll (1983-86-96-97-98-99-2003-04-05-07).....	10	17	12	.586	0	0	1	0
Johns Hopkins (1990-91-92-93-94-98-99-2007).....	8	6	8	.429	0	0	0	0
Johnson & Wales (R.I.) (2004).....	1	0	1	.000	0	0	0	0
Kalamazoo (1996).....	1	0	1	.000	0	0	0	0
Kean (1978-91-92).....	3	5	3	.625	0	0	0	0
Keene St. (2004-07).....	2	4	2	.667	0	0	0	0
Kenyon (1994-95).....	2	2	2	.500	0	0	0	0
King's (Pa.) (1990-91-92-2005-07).....	5	3	5	.375	0	0	0	0
Knox (1975).....	1	0	2	.000	0	0	0	0
Knoxville (1977-78).....	2	3	2	.600	0	0	0	0
La Verne (1993).....	1	1	1	.500	0	0	0	0
Lake Erie (2006-07).....	2	0	2	.000	0	0	0	0
Lakeland (2004).....	1	0	1	.000	0	0	0	0
Lane (1979-80).....	2	2	3	.400	0	0	0	0
Lasell (2002-03-04).....	3	0	3	.000	0	0	0	0
Lawrence (1997-2004-05-06).....	4	5	4	.556	0	0	0	0
Lebanon Valley (1993-94-95-97-99-2005).....	6	7	5	.583	1	0	0	0
Lehman (2004).....	1	0	1	.000	0	0	0	0
LeMoyne-Owen (1975-76-83-84-85-86).....	6	15	5	.750	1	1	0	0
Lewis & Clark (2000-01-02).....	3	5	3	.625	0	0	0	0
Lincoln (Pa.) (2006-07).....	2	4	2	.667	0	0	0	0
Linfield (2001).....	1	1	1	.500	0	0	0	0
Longwood (1980).....	1	3	2	.600	0	0	0	1
Loras (2007).....	1	0	1	.000	0	0	0	0
Luther (1982-84).....	2	1	3	.250	0	0	0	0
Lycoming (1985-96-2002-04).....	4	4	4	.500	0	0	0	0
Lynchburg (1976-79).....	2	0	4	.000	0	0	0	0
MacMurray (2001).....	1	0	1	.000	0	0	0	0
Manchester (1993-94-95-99).....	4	6	4	.600	0	1	0	0
Manhattanville (1978-79-2007).....	3	0	5	.000	0	0	0	0
Mansfield (1975-76).....	2	3	2	.600	0	0	0	0
Marian (Wis.) (2001).....	1	0	1	.000	0	0	0	0
Marietta (1975).....	1	1	1	.500	0	0	0	0
Mary Hardin-Baylor (2007).....	1	0	1	.000	0	0	0	0
Mary Washington (2003).....	1	0	1	.000	0	0	0	0
Marymount (Va.) (2000).....	1	0	1	.000	0	0	0	0
Maryville (Mo.) (1997-2004-06).....	3	0	3	.000	0	0	0	0
Maryville (Tenn.) (1991-92-93-95-97-99-2000-01-02-03-04-05-06-07).....	14	13	14	.481	0	0	0	0
Mass.-Boston (1975-76-77-78-81-83-2006).....	7	6	8	.429	0	0	0	0
Mass.-Dartmouth (1976-86-87-88-90-91-93-94-95-97-98-2001).....	12	14	13	.519	0	0	0	1
Mass. Liberal Arts (1987-88-89-90).....	4	3	6	.333	0	0	0	0
McMurry (2000-01).....	2	3	2	.600	0	0	0	0
Merchant Marine (1989-97-98-99-2001-02-03).....	7	4	7	.364	0	0	0	0
Messiah (2006-07).....	2	1	2	.333	0	0	0	0
Methodist (1975-77-97-2004-05).....	5	5	5	.500	0	0	0	0
Miles (1975-76).....	2	3	2	.600	0	0	0	0
Millikin (1983-88-89).....	3	2	4	.500	0	0	0	0
Millsaps (1984-95-96-2001).....	4	4	4	.500	0	0	0	0

Team (Years Participated)	Yrs.	Won	Lost	Pct.	1st	2nd	3rd	4th
Milwaukee (1982)	1	1	1	.500	0	0	0	0
Milwaukee Engr. (2003)	1	0	1	.000	0	0	0	0
Minn.-Morris (1978-79)	2	1	3	.250	0	0	0	0
Mississippi Col. (1998-99-2000-01-02-03-05-06-07)	9	8	9	.471	0	0	0	0
Monmouth (Ill.) (1985-88-89-90)	4	3	5	.375	0	0	0	0
Monmouth (1976)	1	1	1	.500	0	0	0	0
Montclair St. (1981-82-84-94-95-2003)	6	6	6	.500	0	0	0	0
Moravian (1983)	1	0	2	.000	0	0	0	0
Mt. St. Mary (N.Y.) (2000-05)	2	0	2	.000	0	0	0	0
Mt. St. Vincent (1996-97)	2	0	2	.000	0	0	0	0
Mount Union (1997)	1	2	1	.667	0	0	0	0
Muhlenberg (1995-98)	2	0	2	.000	0	0	0	0
Muskingum (1977-81-83-88-90)	5	3	7	.300	0	0	0	0
Nazareth (1984-86-87-90-98)	5	5	5	.500	0	0	0	0
Neb. Wesleyan (1977-84-85-86-87-88-89-90-95-97-98-99-2000-01)	14	24	16	.600	0	1	3	0
TCNJ (1985-86-88-89-90-98)	6	8	6	.571	0	1	0	0
New Jersey City (1978-79-80-86-87-89-90-92-95-96-97-98-99-2004-05)	15	17	18	.486	0	0	0	2
NJIT (1991-93-94-95-96)	5	3	5	.375	0	0	0	0
New York U. (1986-92-93-94-95-96-97-98)	8	8	9	.471	0	1	0	0
UNC Greensboro (1980)	1	0	2	.000	0	0	0	0
N.C. Wesleyan (1983-84-87-2002)	4	3	5	.375	0	0	0	0
North Central (Ill.) (1984-85-89-90-2006)	5	2	6	.250	0	0	0	0
North Park (1978-79-80-81-82-85-86-87-90)	9	26	6	.813	5	0	0	0
Norwich (1984-87-2005-06)	4	2	5	.286	0	0	0	0
Oberlin (1976)	1	1	1	.500	0	0	0	0
Occidental (1980-2003-06-07)	4	3	5	.375	0	0	0	0
Oglethorpe (1994-95)	2	0	2	.000	0	0	0	0
Ohio Northern (1980-82-88-93-95-96-97-99-2000-01)	10	12	10	.545	1	0	0	1
Ohio Wesleyan (1988)	1	5	0	1.000	1	0	0	0
Old Westbury (2004)	1	0	1	.000	0	0	0	0
Oneonta St. (1977)	1	4	1	.800	0	1	0	0
Otterbein (1978-81-85-86-87-89-90-91-92-93-94-99-2002)	13	23	13	.639	1	0	1	1
Pacific (Ore.) (2000)	1	0	1	.000	0	0	0	0
Penn St.-Behrend (2000-04-05)	3	3	3	.500	0	0	0	0
Pitt.-Bradford (2002-03)	2	0	2	.000	0	0	0	0
Plattsburgh St. (1976-95-2006-07)	4	4	5	.444	0	0	0	1
Plymouth St. (1996-2004)	2	1	2	.333	0	0	0	0
Pomona-Pitzer (1986-89-94-95-97-98-99-2000-04-05)	10	4	11	.267	0	0	0	0
Potsdam St. (1978-79-80-81-82-83-84-85-86-87-88-89-90-2004-05)	15	36	13	.735	2	3	0	0
Puget Sound (2004-05-06)	3	4	3	.571	0	0	0	0
Ramapo (1991-2003-05-07)	4	7	5	.583	0	0	0	1
Randolph-Macon (1990-91-96-98-99-2002-03-04-06)	9	5	9	.357	0	0	0	0
Redlands (1985)	1	1	1	.500	0	0	0	0
Rensselaer (1975-76-91-96)	4	3	5	.375	0	0	0	0
Rhode Island Col. (1975-76-79-2007)	4	5	6	.455	0	0	0	0
Rhodes (1980-81-93)	3	3	3	.500	0	0	0	0
Richard Stockton (1987-88-89-90-92-93-94-96-97-99)	10	15	12	.556	0	0	0	1
Ripon (1978-80-86-87-91-92-95-96-98-99-2000-02)	12	5	14	.263	0	0	0	0
Rivier (2007)	1	0	1	.000	0	0	0	0
Roanoke (1981-82-83-84-85-86-87-94-95-96-97-2000-01)	13	13	15	.464	0	0	1	0
Rochester (1981-90-91-92-97-99-2002-03-04-05-07)	11	23	10	.697	1	2	0	1
Rochester Inst. (1976-95-96-97-99-2000)	6	3	6	.333	0	0	0	0
Rockford (2003)	1	0	1	.000	0	0	0	0
Rose-Hulman (1977-78-81-82-89-96-97-99)	8	5	10	.333	0	0	0	0
Rowan (1975-76-77-91-93-94-95-96-97-98-99-2000)	12	29	11	.725	1	1	2	0
Rust (1983-87-88-89-97)	5	3	5	.375	0	0	0	0
St. Andrews (1981-82-83)	3	3	3	.500	0	0	0	0
St. John Fisher (1992-94-95-96-97-98-99-2001-03-04-05-06-07)	13	8	13	.381	0	0	0	0
St. John's (Minn.) (1985-86-88-93-95-2000-01-07)	8	5	9	.357	0	0	0	0
St. Joseph's (Me.) (2003)	1	0	1	.000	0	0	0	0
St. Lawrence (1975-78-79-80-81-84-96-97-98-2007)	10	8	12	.400	0	0	0	0
St. Norbert (1984-2002)	2	1	2	.333	0	0	0	0
St. Thomas (Minn.) (1990-93-94-95-2000-02-06-07)	8	9	9	.500	0	0	0	1
Salem St. (1980-81-82-86-89-90-91-92-93-95-96-97-98-2000-01-02-03-04-05-07)	20	19	21	.475	0	0	1	0
Salisbury (1985-91-92-96-97)	5	6	5	.545	0	0	0	0
Salve Regina (1995)	1	0	1	.000	0	0	0	0
SCAD (2000-01-03)	3	1	3	.250	0	0	0	0
Savannah St. (1979-80-81)	3	4	3	.571	0	0	0	0
Scranton (1975-76-77-78-80-81-82-83-84-85-86-87-88-91-92-93-98-2000-03-06)	20	32	20	.615	2	1	1	0
Sewanee (1975-76-97-98)	4	1	6	.143	0	0	0	0
Shenandoah (1989-91-96)	3	1	4	.200	0	0	0	0
Shepherd (1976)	1	2	1	.667	0	0	0	0
Simpson (1976-92-95-96)	4	1	4	.200	0	0	0	0
Slippery Rock (1978)	1	1	1	.500	0	0	0	0
Sonoma St. (1983)	1	1	1	.500	0	0	0	0
Southern Me. (1988-89-90-91)	4	6	4	.600	0	0	1	0
Southern Vt. (2003)	1	1	1	.500	0	0	0	0
Springfield (1996-97-98-2000-05)	5	3	5	.375	0	0	0	0
Staten Island (1981-82-84-88-89-95-96-99-2002)	9	3	12	.200	0	0	0	0
Stevens Institute (2007)	1	2	1	.667	0	0	0	0
Stillman (1996)	1	0	1	.000	0	0	0	0
Stony Brook (1977-78-79-80-87-91)	6	7	7	.500	0	0	0	1
Suffolk (1975-76-77-78-2002)	5	2	7	.222	0	0	0	0

CHAMPIONSHIPS

Team (Years Participated)	Yrs.	Won	Lost	Pct.	1st	2nd	3rd	4th
Sul Ross St. (2004).....	1	2	1	.667	0	0	0	0
Susquehanna (1984-86-89-92-94).....	5	4	6	.400	0	0	0	0
Texas-Dallas (2005).....	1	0	1	.000	0	0	0	0
Transylvania (1975-76-77-78-2006-07).....	6	7	6	.538	0	0	0	0
Trinity (Conn.) (1995-98-99-2002-03-07).....	6	8	7	.533	0	0	0	1
Trinity (Tex.) (1998-2000-03-04-05-06).....	6	4	6	.400	0	0	0	0
Tufts (1995-97-2006).....	3	3	3	.500	0	0	0	0
Union (N.Y.) (1983-2002-05).....	3	3	3	.500	0	0	0	0
Upper Iowa (1996-99).....	2	0	2	.000	0	0	0	0
Upsala (1978-79-80-81-82-83-84-86).....	8	13	10	.565	0	1	0	1
Ursinus (1980-81-82-2003-05-06).....	6	6	7	.462	0	0	1	0
Utica (2006).....	1	2	1	.667	0	0	0	0
Villa Julie (2006-07).....	2	1	2	.333	0	0	0	0
Va. Wesleyan (1978-79-82-93-2005-06-07).....	7	12	8	.600	1	1	0	0
Wabash (1980-81-82-97-98).....	5	8	5	.615	1	0	0	0
Wartburg (1975-87-89-91-93-2001).....	6	5	7	.417	0	0	0	0
Washington (Md.) (1984-86-89-90).....	4	6	5	.545	0	0	1	0
Washington-St. Louis (1987-88-89-91-95-96-97-99-2001-02-07).....	11	16	11	.593	0	0	1	0
Wash. & Jeff. (1985-94).....	2	3	3	.500	0	0	0	0
Wash. & Lee (1975-77-78-80).....	4	1	7	.125	0	0	0	0
Webster (2000-02).....	2	0	2	.000	0	0	0	0
Wentworth Inst. (1997-2007).....	2	0	2	.000	0	0	0	0
Westminster (Mo.) (1995).....	1	0	1	.000	0	0	0	0
Westminster (Pa.) (2007).....	1	0	1	.000	0	0	0	0
Western Conn. St. (1986-89-90-91-92-96-99-2002-03-05).....	10	7	11	.389	0	0	0	0
Western New Eng. (1990-2000-01).....	3	0	3	.000	0	0	0	0
Westfield St. (1985-93).....	2	0	3	.000	0	0	0	0
Wheaton (Ill.) (1995-96-99-2005).....	4	2	4	.333	0	0	0	0
Whittier (1979-81-82).....	3	3	4	.429	0	0	0	0
Whitworth (2003-07).....	2	1	2	.333	0	0	0	0
Widener (1975-76-77-78-82-83-85-87-95-97-2000-01-06-07).....	14	17	16	.515	0	1	0	1
Wilkes (1995-96-97-98-99-2001).....	6	10	7	.588	0	0	0	1
Wm. Paterson (1975-77-80-81-83-84-85-97-99-2000-01-02-06).....	13	22	14	.611	0	1	0	1
William Penn (1979-81-83).....	3	2	4	.333	0	0	0	0
Williams (1994-95-96-97-98-2000-02-03-04-07).....	10	26	9	.743	1	1	2	0
Wis.-Eau Claire (2000-01).....	2	6	2	.750	0	1	0	0
Wis.-La Crosse (2006).....	1	0	1	.000	0	0	0	0
Wis. Lutheran (2006).....	1	0	1	.000	0	0	0	0
Wis.-Oshkosh (1996-97-98-2002-03).....	5	7	5	.583	0	0	0	0
Wis.-Platteville (1991-92-93-94-95-96-97-98-99).....	9	30	5	.857	4	0	1	0
Wis.-Stevens Point (1997-2000-03-04-05-07).....	6	17	4	.810	2	0	0	0
Wis.-Stout (2006).....	1	1	1	.500	0	0	0	0
Wis.-Whitewater (1983-84-85-86-88-89-92-93-94-95-96-97-2006).....	13	22	12	.647	2	0	0	1
Wittenberg (1975-76-77-79-80-81-82-83-85-86-87-89-90-91-92-94-95-96-97-2001-02-04-05-06).....	24	47	24	.662	1	3	3	0
Wooster (1978-91-92-93-95-96-97-98-99-2000-01-03-04-05-06-07).....	16	17	17	.500	0	0	1	1
Worcester St. (1977-94).....	2	0	3	.000	0	0	0	0
WPI (1982-85-2005-06-07).....	5	4	6	.400	0	0	0	0
York (N.Y.) (1995-96-97-2006-07).....	5	0	5	.000	0	0	0	0
York (Pa.) (1995-2005-06).....	3	4	4	.500	0	0	0	1

All-Time Results

1975 First Round: Suffolk 80, Mass.-Boston 75 (ot); Brandeis 94, Rhode Island Col. 84; St. Lawrence 82, Albany (N.Y.) 63; Brockport St. 83, Rensselaer 70; Mansfield 85, Frank. & Marsh. 70; Scranton 59, Widener 55; Wm. Paterson 53, Methodist 52; Rowan 66, Wash. & Lee 48; LeMoyné-Owen 92, Transylvania 84; Miles 80, Sewanee 60; Marietta 75, Allegheny 67; Wittenberg 71, Hiram 49; Wartburg 79, Coe 78; Augustana (Ill.) 67, Knox 64. **Regional Third Place:** Mass.-Boston 114, Rhode Island Col. 96; Rensselaer 72, Albany (N.Y.) 55; Widener 69, Frank. & Marsh. 50; Methodist 71, Wash. & Lee 58; Transylvania 68, Sewanee 66; Hiram 86, Allegheny 78; Coe 83, Knox 72. **Regional Championships:** Brandeis 89, Suffolk 77; Brockport St. 103, St. Lawrence 77; Mansfield 78, Scranton 65; Rowan 62, Wm. Paterson 59; LeMoyné-Owen 92, Miles 76; Wittenberg 85, Marietta 70; Augustana (Ill.) 62, Wartburg 61; Hamline 48, Doane 47. **Quarterfinals:** Brockport St. 96, Brandeis 76; Rowan 60, Mansfield 49; LeMoyné-Owen 68, Wittenberg 65; Augustana (Ill.) 48, Hamline 42. **Semifinals:** Rowan 76, Brockport St. 68; LeMoyné-Owen 84, Augustana (Ill.) 71. **Third Place:** Augustana (Ill.) 78, Brockport St. 71. **Championship:** LeMoyné-Owen 57, Rowan 54.

1976 First Round: Mass.-Dartmouth 79, Suffolk 76; Rhode Island Col. 87, Mass.-Boston 65; CCNY 94, Rochester Inst. 69; Plattsburgh St. 68, Rensselaer 65; Wittenberg 88, Oberlin 66; Ashland 75, Hiram 74; Miles 79, Sewanee 71; Transylvania 112, LeMoyné-Owen 92; Widener 65, Mansfield 54; Scranton 68, Grove City 45; Shepherd 77, Rowan 62; Monmouth 97, Lynchburg 73; Coe 70, Simpson 62; Augustana (Ill.) 83, Cornell College 77. **Regional Third Place:** Mass.-Boston 108, Suffolk 101; Rochester Inst. 81, Rensselaer 74; Oberlin

80, Hiram 77; LeMoyné-Owen 87, Sewanee 86; Mansfield 73, Grove City 59; Rowan 82, Lynchburg 62; Simpson 96, Cornell College 88. **Regional Championships:** Rhode Island Col. 89, Mass.-Dartmouth 87; Plattsburgh St. 83, CCNY 81; Wittenberg 61, Ashland 49; Miles 87, Transylvania 85; Scranton 70, Widener 65; Shepherd 79, Monmouth 71; Augustana (Ill.) 79, Coe 70. **Quarterfinals:** Plattsburgh St. 91, Rhode Island Col. 80; Wittenberg 101, Miles 75; Scranton 94, Shepherd 78. **Semifinals:** Wittenberg 71, Plattsburgh St. 58; Scranton 76, Augustana (Ill.) 65. **Third Place:** Augustana (Ill.) 93, Plattsburgh St. 69. **Championship:** Scranton 60, Wittenberg 57 (ot).

1977 First Round: Mass.-Boston 83, Suffolk 73; Brandeis 67, Worcester St. 65; Oneonta St. 71, Stony Brook 65; Albany (N.Y.) 75, Ithaca 58; Hamline 44, Beloit 42; Central (Iowa) 73, Augustana (Ill.) 69; Methodist 85, Rowan 82; Wm. Paterson 92, Wash. & Lee 68; Scranton 59, Widener 51; Albright 51, Frank. & Marsh. 49; Rose-Hulman 85, Knoxville 75; Transylvania 85, Clark Atlanta 84; Ashland 72, Muskingum 68; Wittenberg 82, Carnegie Mellon 68. **Regional Third Place:** Suffolk 81, Worcester St. 79; Stony Brook 74, Ithaca 63; Augustana (Ill.) 78, Beloit 68; Rowan 103, Wash. & Lee 87; Frank. & Marsh. 89, Widener 71; Knoxville 73, Clark Atlanta 63; Muskingum 74, Carnegie Mellon 71. **Regional Championships:** Mass.-Boston 95, Brandeis 69; Oneonta St. 47, Albany (N.Y.) 46; Hamline 53, Central (Iowa) 50; Wm. Paterson 62, Methodist 60; Scranton 75, Albright 60; Neb. Wesleyan 84, Bishop 83; Rose-Hulman 91, Transylvania 85 (ot); Wittenberg 69, Ashland 67. **Quarterfinals:** Oneonta St. 72, Mass.-Boston 61; Hamline 82, Neb. Wesleyan 60; Scranton 78, Wm. Paterson 69; Wittenberg 71, Rose-Hulman 57. **Semifinals:** Oneonta St. 61, Hamline 56; Wittenberg 53, Scranton 52 (ot). **Third Place:** Scranton 60, Hamline 59. **Championship:** Wittenberg 79, Oneonta St. 66.

1978 First Round: Mass.-Boston 93, Suffolk 90; Brandeis 79, Clark (Mass.) 77; Stony Brook 68, Potsdam St. 62; St. Lawrence 65, Manhattanville 62; Widener 47, Upsala 39; Slippery Rock 70, Scranton 65; Kean 84, Va. Wesleyan 75; Wash. & Lee 66, New Jersey City 65; Albion 72, Otterbein 67; Bethany (W.V.) 70, Rose-Hulman 68; Wooster 84, DePauw 74; Knoxville 86, Transylvania 67; North Park 78, Ripon 68; Minn.-Morris 62, Central (Iowa) 59. **Regional Third Place:** Clark (Mass.) 89, Suffolk 87; Potsdam St. 64, Manhattanville 60; Scranton 84, Upsala 77; New Jersey City 105, Va. Wesleyan 102; Otterbein 99, Rose-Hulman 82; Transylvania 96, DePauw 79; Central (Iowa) 81, Ripon 66. **Regional Championships:** Brandeis 69, Mass.-Boston 68; Stony Brook 40, St. Lawrence 34; Widener 63, Slippery Rock 60 (ot); Kean 80, Wash. & Lee 64; Albion 91, Bethany (W.V.) 74; Knoxville 84, Wooster 76; North Park 65, Minn.-Morris 62; Humboldt St. 69, Ashland 68. **Quarterfinals:** Stony Brook 98, Brandeis 84; Widener 55, Kean 49; Albion 78, Knoxville 77; North Park 79, Humboldt St. 76 (ot). **Semifinals:** Widener 48, Stony Brook 38; North Park 75, Albion 69. **Third Place:** Albion 87, Stony Brook 78. **Championship:** North Park 69, Widener 57.

1979 First Round: Framingham St. 89, Rhode Island Col. 80; Clark (Mass.) 68, Coast Guard 59 (2 ot); St. Lawrence 64, Manhattanville 59; Potsdam St. 70, Stony Brook 65; Baldwin-Wallace 70, Albion 66; Wittenberg 69, Allegheny 68; Savannah St. 82, Albany (N.Y.) 81 (ot); Centre 79, Lane 68; Elizabethtown 58, Grove City 53; Frank. & Marsh. 74, Albright 63 (ot); New Jersey City 85, Va. Wesleyan 84; Upsala 115, Lynchburg 85; Central (Iowa) 85, Minn.-Morris 57; North Park 63, Beloit 62; Chamaine 78, William Penn 69; Whittier 74, Humboldt St. 73 (2 ot). **Regional Third Place:** Coast Guard 76, Rhode Island Col. 71; Stony Brook 66, Manhattanville 61; Albion 91, Allegheny 78; Albany (N.Y.) 85, Lane 83 (ot); Grove City 79, Albright 73; Va. Wesleyan 108, Lynchburg 84;

Beloit 72, Minn.-Morris 64; Humboldt St. 95, William Penn 91. **Regional Championships:** Clark (Mass.) 85, Framingham St. 73; Potsdam St. 70. St. Lawrence 61; Baldwin-Wallace 68, Wittenberg 66; Centre 82, Savannah St. 54; Frank. & Marsh. 60, Elizabethtown 59; New Jersey City 91, Upsala 81; North Park 81, Central (Iowa) 66; Chaminate 78, Whittier 77. **Quarterfinals:** Potsdam St. 89, Clark (Mass.) 72; Centre 68, Baldwin-Wallace 65 (3 ot); Frank. & Marsh. 83, New Jersey City 72; North Park 95, Chaminate 74. **Semifinals:** Potsdam St. 67, Centre 63; North Park 83, Frank. & Marsh. 73. **Third Place:** Frank. & Marsh. 66, Centre 65. **Championship:** North Park 66, Potsdam St. 62.

1980 First Round: Longwood 73, Framingham St. 63; Clark (Mass.) 90, Salem St. 71; Potsdam St. 93, Stony Brook 75; Albany (N.Y.) 75, St. Lawrence 66; Humboldt St. 64, Occidental 54; New Jersey City 66, Beloit 55; North Park 91, Ripon 73; Augustana (Ill.) 76, Central (Iowa) 74; Albright 88, Ursinus 72; Scranton 51, Dickinson 48; Upsala 78, Wash. & Lee 70; Wm. Paterson 81, Allegheny 74; Ohio Northern 92, Calvin 90; Wittenberg 76, Wabash 68; Savannah St. 61, UNC Greensboro 58; Lane 57, Rhodes 54. **Regional Third Place:** Salem St. 84, Framingham St. 82; Stony Brook 85, St. Lawrence 70; Beloit 69, Occidental 57; Ripon 81, Central (Iowa) 71; Dickinson 77, Ursinus 64; Allegheny 103, Wash. & Lee 80; Calvin 88, Wabash 76; Rhodes 88, UNC Greensboro 80. **Regional Championships:** Longwood 70, Clark (Mass.) 60; Potsdam St. 87, Albany (N.Y.) 72; New Jersey City 74, Humboldt St. 73; North Park 72, Augustana (Ill.) 60; Albright 81, Scranton 73; Upsala 104, Wm. Paterson 79; Wittenberg 59, Ohio Northern 51; Lane 87, Savannah St. 70. **Quarterfinals:** Longwood 78, Potsdam St. 61; North Park 86, New Jersey City 63; Upsala 71, Albright 58; Wittenberg 69, Lane 59. **Semifinals:** North Park 57, Longwood 55; Upsala 67, Wittenberg 63. **Third Place:** Wittenberg 48, Longwood 47. **Championship:** North Park 83, Upsala 76.

1981 First Round: Clark (Mass.) 109, Mass.-Boston 69; Rochester 75, Salem St. 62; Potsdam St. 80, Staten Island 57; Albany (N.Y.) 45, St. Lawrence 44; Ursinus 69, Frank. & Marsh. 58; Wm. Paterson 87, Scranton 70; Upsala 73, Allegheny 66; Montclair St. 57, Roanoke 55; Beloit 68, William Penn 58; Augustana (Ill.) 81, North Park 68; Whittier 103, Cal St. Stanislaus 95; Muskingum 75, Dubuque 61; Wittenberg 72, Calvin 50; Otterbein 81, Wabash 69; Savannah St. 76, Rose-Hulman 62; Rhodes 72, St. Andrews 70. **Regional Third Place:** Salem St. 91, Mass.-Boston 90; St. Lawrence 62, Staten Island 60; Frank. & Marsh. 73, Scranton 68; Roanoke 84, Allegheny 75; William Penn 85, North Park 81; Dubuque 86, Cal St. Stanislaus 73; Wabash 93, Calvin 71; St. Andrews 84, Rose-Hulman 80. **Regional Championships:** Clark (Mass.) 78, Rochester 74; Potsdam St. 68, Albany (N.Y.) 63 (ot); Ursinus 66, Wm. Paterson 64; Upsala 86, Montclair St. 64; Augustana (Ill.) 56, Beloit 53; Whittier 66, Muskingum 61 (ot); Otterbein 72, Wittenberg 68; Savannah St. 76, Rhodes 75. **Quarterfinals:** Potsdam St. 87, Clark (Mass.) 81; Ursinus 71, Upsala 69; Augustana (Ill.) 69, Whittier 67; Otterbein 67, Savannah St. 64 (ot). **Semifinals:** Potsdam St. 63, Ursinus 61; Augustana (Ill.) 93, Otterbein 81. **Third Place:** Ursinus 82, Otterbein 79. **Championship:** Potsdam St. 67, Augustana (Ill.) 65 (ot).

1982 First Round: Salem St. 58, WPI 57 (ot); Potsdam St. 53, Clark (Mass.) 51; Ursinus 64, Scranton 62; Widener 61, Dickinson 53; Staten Island 64, Buffalo 53; Brooklyn 50, Ithaca 47; Roanoke 67, Montclair St. 66; Upsala 54, Bethany (W.V.) 39; Augustana (Ill.) 70, Milwaukee 63; Luther 66, Beloit 42; Hope 77, Wittenberg 60; Wabash 81, Ohio Northern 61; Cal St. Stanislaus 62, Whittier 60; Bishop 65, North Park 64; St. Andrews 91, Rose-Hulman 69; Capital 103, Va. Wesleyan 93 (ot). **Regional Third Place:** Clark (Mass.) 99, WPI 57; Scranton 91, Dickinson 77; Ithaca 74, Buffalo 73; Montclair St. 69, Bethany (W.V.) 68; Milwaukee 75, Beloit 73; Ohio Northern 80, Wittenberg 52; North Park 68, Whittier 66; Rose-Hulman 88, Va. Wesleyan 87. **Regional Championships:** Potsdam St. 59, Salem St. 58; Ursinus 63, Widener 53; Brooklyn 60, Staten Island 57; Augustana (Ill.) 76, Luther 57; Wabash 82, Hope 70; Roanoke 81, Upsala 72; Cal St. Stanislaus 84, Bishop 67; Capital 72, St. Andrews 68. **Quarterfinals:** Potsdam St. 62, Ursinus 44; Brooklyn 62, Roanoke 59; Wabash 54, Augustana (Ill.) 51; Cal St. Stanislaus 61, Capital 60. **Semifinals:** Potsdam St. 50, Brooklyn 49; Wabash 68, Cal St. Stanislaus 64. **Third Place:** Brooklyn 68, Cal St. Stanislaus 62. **Championship:** Wabash 83, Potsdam St. 62.

1983 First Round: Clark (Mass.) 82, Mass.-Boston 71; Bridgewater St. 56, Muskingum 54; Roanoke 66, N.C. Wesleyan 63; Wm. Paterson 70, Upsala 58; Potsdam St. 76, Ithaca 74 (3 ot); Hartwick 61, Union (N.Y.) 49; Scranton 73,

Moravian 59; Widener 56, Grove City 52; Cal St. Stanislaus 80, Augustana (Ill.) 73; Sonoma St. 88, Bishop 65; Hope 81, John Carroll 72; Wittenberg 57, Capital 56; Millikin 66, Beloit 49; Wis.-Whitewater 62, William Penn 47; St. Andrews 69, Centre 57; LeMoyn-Owen 76, Rust 62. **Regional Third Place:** Mass.-Boston 75, Muskingum 68; Upsala 97, N.C. Wesleyan 88; Union (N.Y.) 89, Ithaca 69; Grove City 76, Moravian 54; Bishop 104, Augustana (Ill.) 100; Capital 75, John Carroll 64; William Penn 73, Beloit 68; Rust 59, Centre 58. **Regional Championships:** Clark (Mass.) 82, Bridgewater St. 80; Roanoke 58, Wm. Paterson 56; Potsdam St. 60, Hartwick 56; Scranton 74, Widener 69 (3 ot); Cal St. Stanislaus 71, Sonoma St. 61; Wittenberg 63, Hope 55; Wis.-Whitewater 63, Millikin 61; LeMoyn-Owen 90, St. Andrews 88 (ot). **Quarterfinals:** Roanoke 87, Clark (Mass.) 83; Scranton 65, Potsdam St. 64; Wittenberg 68, Cal St. Stanislaus 65; Wis.-Whitewater 94, LeMoyn-Owen 83. **Semifinals:** Scranton 82, Roanoke 67; Wittenberg 85, Wis.-Whitewater 80. **Third Place:** Roanoke 83, Wis.-Whitewater 77. **Championship:** Scranton 64, Wittenberg 63.

1984 First Round: Framingham St. 94, Hiram 76; Clark (Mass.) 88, Norwich 84; Staten Island 64, St. Lawrence 53; Nazareth 67, Buffalo St. 50; Roanoke 94, Washington (Md.) 74; Upsala 44, Wm. Paterson 43; Montclair St. 78, Scranton 60; Susquehanna 74, Frank. & Marsh. 58; Neb. Wesleyan 62, Claremont-M-S 47; Potsdam St. 68, Luther 57; St. Norbert 69, North Central (Ill.) 56; Wis.-Whitewater 75, Ill. Wesleyan 67; Heidelberg 73, Hope 69; DePauw 62, Capital 60; LeMoyn-Owen 88, Millsaps 69; N.C. Wesleyan 70, Centre 62. **Regional Third Place:** Hiram 105, Norwich 103; Buffalo St. 83, St. Lawrence 70; Wm. Paterson 83, Washington (Md.) 78; Scranton 86, Frank. & Marsh. 82; Claremont-M-S 84, Luther 83; North Central (Ill.) 82, Ill. Wesleyan 77; Capital 83, Hope 77; Millsaps 65, Centre 56. **Regional Championships:** Clark (Mass.) 84, Framingham St. 78; Nazareth 74, Staten Island 68; Upsala 63, Roanoke 62; Montclair St. 68, Susquehanna 62; Neb. Wesleyan 87, Potsdam St. 72; Wis.-Whitewater 87, St. Norbert 84 (3 ot); DePauw 54, Heidelberg 53 (ot); LeMoyn-Owen 71, N.C. Wesleyan 68. **Quarterfinals:** Clark (Mass.) 90, Nazareth 84; Upsala 57, Montclair St. 56; Wis.-Whitewater 65, Neb. Wesleyan 54; DePauw 98, LeMoyn-Owen 49. **Semifinals:** Clark (Mass.) 69, Upsala 68; Wis.-Whitewater 85, DePauw 69. **Third Place:** DePauw 73, Upsala 67. **Championship:** Wis.-Whitewater 103, Clark (Mass.) 86.

1985 First Round: Clark (Mass.) 88, Westfield St. 78; WPI 58, Albany (N.Y.) 57 (ot); Widener 54, Lycoming 52; Scranton 85, Wash. & Jeff. 74; Wm. Paterson 71, Roanoke 68 (ot); TCNJ 75, Salisbury 62; Buffalo St. 76, Alfred 68; Potsdam St. 63, Hartwick 62; Wittenberg 70, DePauw 62; Hope 78, Otterbein 71; North Park 95, Monmouth (Ill.) 55; Wis.-Whitewater 72, North Central (Ill.) 53; Neb. Wesleyan 74, St. John's (Minn.) 56; Central (Iowa) 72, Redlands 64; Centre 66, Greensboro 52; LeMoyn-Owen 74, Augsburg 55. **Regional Third Place:** Albany (N.Y.) 78, Westfield St. 70; Lycoming 102, Wash. & Jeff. 92 (2 ot); Salisbury 98, Roanoke 83; Hartwick 52, Alfred 47; Otterbein 79, DePauw 78; Monmouth (Ill.) 69, North Central (Ill.) 60; Redlands 80, St. John's (Minn.) 70; Greensboro 83, Augsburg 69. **Regional Championships:** WPI 67, Clark (Mass.) 62; Widener 55, Scranton 53 (ot); Wm. Paterson 59, TCNJ 48; Potsdam St. 69, Buffalo St. 56; Wittenberg 68, Hope 63; North Park 83, Wis.-Whitewater 81 (ot); Neb. Wesleyan 76, Central (Iowa) 54; Centre 91, LeMoyn-Owen 72. **Quarterfinals:** Widener 41, WPI 38; Potsdam St. 76, Wm. Paterson 59; North Park 73, Wittenberg 71; Neb. Wesleyan 69, Centre 62. **Semifinals:** Potsdam St. 54, Widener 38; North Park 85, Neb. Wesleyan 80. **Third Place:** Neb. Wesleyan 48, Widener 44. **Championship:** North Park 72, Potsdam St. 71.

1986 First Round: Salem St. 73, Clark (Mass.) 71; Mass.-Dartmouth 64, Western Conn. St. 62; New Jersey City 67, Roanoke 61; Upsala 66, TCNJ 64; Alfred 88, Nazareth 86; Potsdam St. 83, New York U. 67; DePauw 69, Wittenberg 55; Otterbein 100, Calvin 84; Ripon 68, North Park 65; Ill. Wesleyan 79, Wis.-Whitewater 75; LeMoyn-Owen 92, John Carroll 78; Centre 70, Chris. Newport 62; Neb. Wesleyan 89, Pomona-Pitzer 59; Dubuque 71, St. John's (Minn.) 47; Susquehanna 79, Washington (Md.) 75; Frank. & Marsh. 61, Scranton 57. **Regional Third Place:** Clark (Mass.) 78, Western Conn. St. 77; TCNJ 58, Roanoke 55; Nazareth 87, New York U. 73; Wittenberg 84, Calvin 77; Wis.-Whitewater 89, North Park 73; Chris. Newport 75, John Carroll 73; St. John's (Minn.) 71, Pomona-Pitzer 52; Washington (Md.) 94, Scranton 78. **Regional Championships:** Mass.-Dartmouth 81, Salem St. 66; New Jersey City 69, Upsala 64; Potsdam St. 80, Alfred 51; Otterbein 82, DePauw 76; Ill. Wesleyan 63, Ripon 57; LeMoyn-Owen 72, Centre 69; Neb. Wesleyan

61, Dubuque 50; Susquehanna 79, Frank. & Marsh. 72 (ot). **Quarterfinals:** LeMoyn-Owen 93, Ill. Wesleyan 85; Potsdam St. 80, Susquehanna 65; Neb. Wesleyan 87, Otterbein 82 (ot); New Jersey City 83, Mass.-Dartmouth 69. **Semifinals:** Potsdam St. 91, New Jersey City 89; LeMoyn-Owen 86, Neb. Wesleyan 80. **Third Place:** Neb. Wesleyan 97, New Jersey City 93. **Championship:** Potsdam St. 76, LeMoyn-Owen 73.

1987 First Round: Mass.-Dartmouth 110, Mass. Liberal Arts 82; Clark (Mass.) 108, Norwich 76; Potsdam St. 56, Ithaca 53; Nazareth 93, Stony Brook 81; Widener 67, Scranton 56; Frank. & Marsh. 77, Allegheny 59; Richard Stockton 67, Roanoke 64; Cal St. Stanislaus 101, New Jersey City 93; Washington-St. Louis 69, Rust 68; N.C. Wesleyan 64, Centre 62; Otterbein 95, Hope 80; Wittenberg 70, Calvin 69; Gust. Adolphus 70, Neb. Wesleyan 59; Wartburg 91, Claremont-M-S 81; North Park 91, Ripon 81; Ill. Wesleyan 69, DePauw 61. **Regional Third Place:** Norwich 89, Mass. Liberal Arts 70; Stony Brook 95, Ithaca 77; Scranton 97, Allegheny 90 (ot); Roanoke 96, New Jersey City 82; Rust 72, Centre 65; Calvin 92, Hope 90 (ot); Claremont-M-S 75, Neb. Wesleyan 60; DePauw 77, Ripon 66. **Regional Championships:** Clark (Mass.) 88, Mass.-Dartmouth 80; Potsdam St. 86, Nazareth 63; Widener 53, Frank. & Marsh. 50; Richard Stockton 88, Cal St. Stanislaus 80; N.C. Wesleyan 66, Washington-St. Louis 64; Wittenberg 78, Otterbein 71; Wartburg 74, Gust. Adolphus 72; North Park 82, Ill. Wesleyan 77. **Quarterfinals:** Clark (Mass.) 65, Potsdam St. 63; Richard Stockton 68, Widener 65 (ot); Wittenberg 77, N.C. Wesleyan 64; North Park 88, Wartburg 63. **Semifinals:** Clark (Mass.) 77, Richard Stockton 71; North Park 75, Wittenberg 70. **Third Place:** Wittenberg 82, Richard Stockton 80 (ot). **Championship:** North Park 106, Clark (Mass.) 100.

1988 First Round: Mass.-Dartmouth 91, Mass. Liberal Arts 75; Clark (Mass.) 82, Southern Me. 79; Scranton 59, Cabrini 51; Frank. & Marsh. 63, Allegheny 61; Buffalo St. 73, Potsdam St. 70; Hartwick 80, Staten Island 73; TCNJ 87, Bridgewater (Va.) 50; Emory & Henry 72, Richard Stockton 59; Ill. Wesleyan 99, Monmouth (Ill.) 74; Millikin 101, Wis.-Whitewater 86; Ohio Wesleyan 77, Ohio Northern 70; Hope 80, Muskingum 75; Neb. Wesleyan 72, St. John's (Minn.) 64; Dubuque 80, Claremont-M-S 78; Centre 73, Rust 67; Washington-St. Louis 64, Chris. Newport 62. **Regional Third Place:** Southern Me. 84, Mass. Liberal Arts 60; Allegheny 93, Cabrini 66; Potsdam St. 93, Staten Island 80; Richard Stockton 72, Bridgewater (Va.) 70; Wis.-Whitewater 103, Monmouth (Ill.) 93; Ohio Northern 69, Muskingum 43; St. John's (Minn.) 92, Claremont-M-S 75; Rust 74, Chris. Newport 63. **Regional Championships:** Clark (Mass.) 86, Mass.-Dartmouth 85; Scranton 61, Frank. & Marsh. 47; Hartwick 54, Buffalo St. 53; TCNJ 82, Emory & Henry 72; Ill. Wesleyan 91, Millikin 74; Ohio Wesleyan 110, Hope 107 (2 ot); Neb. Wesleyan 69, Dubuque 64; Washington-St. Louis 74, Centre 59. **Quarterfinals:** Scranton 73, Clark (Mass.) 55; Hartwick 84, TCNJ 69; Ohio Wesleyan 106, Ill. Wesleyan 103; Neb. Wesleyan 58, Washington-St. Louis 55. **Semifinals:** Scranton 84, Hartwick 61; Ohio Wesleyan 87, Neb. Wesleyan 71. **Third Place:** Neb. Wesleyan 73, Hartwick 70. **Championship:** Ohio Wesleyan 92, Scranton 70.

1989 First Round: Staten Island 96, Alfred 72; Shenandoah 74, Richard Stockton 64; Monmouth (Ill.) 82, Beloit 70; Allegheny 71, Hope 69; Calvin 69, Capital 64; Wartburg 78, Gust. Adolphus 62; Pomona-Pitzer 108, Cal St. San B'dino 104 (2 ot); Rose-Hulman 56, Chris. Newport 42. **Regional Semifinals:** Southern Me. 88, Mass. Liberal Arts 80; Western Conn. St. 89, Salem St. 84; Frank. & Marsh. 59, Susquehanna 54; Washington (Md.) 82, Grove City 69; Buffalo St. 76, Staten Island 51; Potsdam St. 80, Merchant Marine 68; TCNJ 96, Shenandoah 74; New Jersey City 94, Hampden-Sydney 84; Wis.-Whitewater 112, Monmouth (Ill.) 76; North Central (Ill.) 63, Millikin 59; Wittenberg 61, Allegheny 46; Otterbein 93, Calvin 90; Neb. Wesleyan 87, Wartburg 63; Cal St. Stanislaus 90, Pomona-Pitzer 78; Centre 88, Rose-Hulman 75; Washington-St. Louis 2, Rust 0 (forfeit). **Regional Third Place:** Mass. Liberal Arts 112, Salem St. 78; Grove City 74, Susquehanna 60; Merchant Marine 69, Staten Island 54; Hampden-Sydney 80, Shenandoah 78; Monmouth (Ill.) 87, Millikin 84; Calvin 89, Allegheny 87 (ot); Pomona-Pitzer 80, Wartburg 67. **Regional Championships:** Southern Me. 90, Western Conn. St. 88; Frank. & Marsh. 96, Washington (Md.) 76; Potsdam St. 74, Buffalo St. 60; TCNJ 78, New Jersey City 77; Wis.-Whitewater 95, North Central (Ill.) 83; Otterbein 76, Wittenberg 66; Cal St. Stanislaus 76, Neb. Wesleyan 66; Centre 69, Washington-St. Louis 68. **Quarterfinals:** Southern Me. 79, Frank. & Marsh. 71; TCNJ 78, Potsdam St. 62; Wis.-Whitewater 105, Otterbein 86; Centre 124, Cal St.

Stanislaus 123 (2 ot). **Semifinals:** TCNJ 84, Southern Me. 62; Wis.-Whitewater 88, Centre 81. **Third Place:** Southern Me. 81, Centre 70. **Championship:** Wis.-Whitewater 94, TCNJ 86.

1990 First Round: Southern Me. 74, Western New Eng. 52; Rochester 73, Nazareth 54; Johns Hopkins 90, FDU-Florham 72; Richard Stockton 100, Hunter 84; Muskingum 70, Otterbein 64; Emory & Henry 91, Chris. Newport 80; Ill. Wesleyan 83, North Park 68; Dubuque 84, Claremont-M-S 77. **Second Round:** Mass. Liberal Arts 88, Southern Me. 79; Albany (N.Y.) 85, Potsdam St. 75; Mass.-Dartmouth 122, Salem St. 112; Rochester 62, Buffalo St. 57; Johns Hopkins 85, Frank. & Marsh. 78; Western Conn. St. 69, TCNJ 68; Washington (Md.) 85, King's (Pa.) 83; Richard Stockton 73, New Jersey City 71; Wittenberg 69, Muskingum 50; Averett 91, Randolph-Macon 78 (ot); Calvin 95, Hope 68; Emory 91, Emory & Henry 81; Ill. Wesleyan 71, North Central (Ill.) 63; Neb. Wesleyan 77, UC San Diego 75; DePauw 71, Monmouth (Ill.) 69; St. Thomas (Minn.) 65, Dubuque 55. **Sectional Semifinals:** Mass. Liberal Arts 69, Albany (N.Y.) 66; Rochester 92, Mass.-Dartmouth 80; Western Conn. St. 79, Johns Hopkins 69; Washington (Md.) 89, Richard Stockton 88; Wittenberg 86, Averett 64; Calvin 80, Emory 73; Ill. Wesleyan 85, Neb. Wesleyan 63; DePauw 75, St. Thomas (Minn.) 69 (2 ot). **Sectional Third Place:** Mass.-Dartmouth 92, Albany (N.Y.) 91; Johns Hopkins 80, Richard Stockton 74; Emory 102, Averett 93; St. Thomas (Minn.) 77, Neb. Wesleyan 71. **Sectional Championships:** Rochester 50, Mass. Liberal Arts 47; Washington (Md.) 107, Western Conn. St. 104 (ot); Calvin 63, Wittenberg 59; DePauw 68, Ill. Wesleyan 65. **Semifinals:** Rochester 86, Washington (Md.) 70; DePauw 82, Calvin 79. **Third Place:** Washington (Md.) 87, Calvin 86. **Championship:** Rochester 43, DePauw 42.

1991 First Round: Rowan 88, NJIT 80; Johns Hopkins 65, Dickinson 60; Rochester 73, Rensselaer 69; Ripon 65, Ill. Wesleyan 63; Emory & Henry 88, Shenandoah 69; Washington-St. Louis 76, Maryville (Tenn.) 73; Calvin 85, Wooster 68; Central (Iowa) 88, Bethel (Minn.) 77. **Second Round:** Salem St. 83, Western Conn. St. 62; Ramapo 87, Salisbury 75; Mass.-Dartmouth 87, Southern Me. 76; Kean 85, Rowan 66; Frank. & Marsh. 65, Johns Hopkins 56; Geneseo St. 83, Buffalo St. 75; Scranton 85, King's (Pa.) 62; Rochester 71, Stony Brook 67; Wis.-Platteville 96, Ripon 77; Chris. Newport 81, Emory & Henry 71; Benedictine (Ill.) 76, DePauw 72; Randolph-Macon 77, Washington-St. Louis 53; Calvin 89, Hope 84 (ot); Wartburg 75, Central (Iowa) 73; Otterbein 88, Wittenberg 62; UC San Diego 76, Claremont-M-S 72. **Sectional Semifinals:** Ramapo 101, Salem St. 98; Kean 105, Mass.-Dartmouth 80; Frank. & Marsh. 94, Geneseo St. 63; Rochester 64, Scranton 62 (ot); Wis.-Platteville 110, Chris. Newport 50; Benedictine (Ill.) 74, Randolph-Macon 62; Calvin 76, Wartburg 71; Otterbein 108, UC San Diego 95. **Sectional Championships:** Ramapo 80, Kean 77; Frank. & Marsh. 76, Rochester 73 (ot); Wis.-Platteville 101, Benedictine (Ill.) 65; Otterbein 75, Calvin 73. **Semifinals:** Frank. & Marsh. 109, Ramapo 56; Wis.-Platteville 96, Otterbein 94. **Third Place:** Otterbein 113, Ramapo 84. **Championship:** Wis.-Platteville 81, Frank. & Marsh. 74.

1992 First Round: King's (Pa.) 74, Susquehanna 71; Albany (N.Y.) 72, New York U. 66; Wis.-Whitewater 86, Ripon 83; Elmhurst 56, DePauw 49; Ferrum 79, Emory & Henry 77; Kean 63, Richard Stockton 60; Hope 76, Wittenberg 60; Colorado Col. 87, Simpson 67. **Second Round:** Frank. & Marsh. 74, King's (Pa.) 62; Buffalo St. 73, St. John Fisher 56; Scranton 58, Johns Hopkins 49; Rochester 75, Albany (N.Y.) 49; Wis.-Platteville 90, Wis.-Whitewater 78; Hampden-Sydney 88, Centre 83 (2 ot); Ill. Wesleyan 95, Elmhurst 70; Maryville (Tenn.) 94, Ferrum 92; Eastern Conn. St. 69, Babson 67; New Jersey City 81, Hunter 68; Salem St. 89, Western Conn. St. 77; Salisbury 107, Kean 99 (ot); Calvin 91, Hope 88; Gust. Adolphus 77, Colorado Col. 73 (ot); Otterbein 80, Wooster 77; Cal Lutheran 88, UC San Diego 70. **Sectional Semifinals:** Frank. & Marsh. 64, Buffalo St. 55; Rochester 69, Scranton 54; Wis.-Platteville 89, Hampden-Sydney 71; Maryville (Tenn.) 73, Ill. Wesleyan 71; New Jersey City 92, Eastern Conn. St. 86; Salisbury 95, Salem St. 85; Calvin 69, Gust. Adolphus 68; Otterbein 82, Cal Lutheran 78. **Sectional Championships:** Rochester 77, Frank. & Marsh. 68; Wis.-Platteville 87, Maryville (Tenn.) 83 (ot); New Jersey City 97, Salisbury 83; Calvin 88, Otterbein 67. **Semifinals:** Rochester 81, Wis.-Platteville 48; Calvin 81, New Jersey City 40. **Third Place:** Wis.-Platteville 72, New Jersey City 61. **Championship:** Calvin 62, Rochester 49.

1993 First Round: Ithaca 71, Fredonia St. 56; Otterbein 80, Defiance 66; Rhodes 71, Va. Wesleyan 62; Lebanon Valley 53, Johns Hopkins 49; Richard Stockton 106, Catholic

91; Augustana (Ill.) 79, DePauw 66; St. John's (Minn.) 80, Wartburg 75 (ot); Wis.-Whitewater 84, Manchester 68. **Second Round:** New York U. 75, Ithaca 61; Eastern Conn. St. 81, Salem St. 71; Geneseo St. 80, Buffalo St. 69; Mass.-Dartmouth 90, Westfield St. 81; Calvin 90, Otterbein 68; Emory & Henry 85, Maryville (Tenn.) 61; Ohio Northern 88, Wooster 62; Chris. Newport 84, Rhodes 74; Scranton 58, Lebanon Valley 56; Hunter 83, NJIT 70; Frank. & Marsh. 78, Elizabethtown 64; Rowan 84, Richard Stockton 61; La Verne 67, Cal Lutheran 56; Augustana (Ill.) 92, Beloit 66; St. Thomas (Minn.) 75, St. John's (Minn.) 61; Wis.-Platteville 88, Wis.-Whitewater 72. **Sectional Semifinals:** Eastern Conn. St. 78, New York U. 73 (2 ot); Mass.-Dartmouth 68, Geneseo St. 66; Calvin 101, Emory & Henry 67; Ohio Northern 83, Chris. Newport 67; Scranton 78, Hunter 62; Rowan 69, Frank. & Marsh. 68; Augustana (Ill.) 87, La Verne 84; Wis.-Platteville 70, St. Thomas (Minn.) 60. **Sectional Championships:** Mass.-Dartmouth 75, Eastern Conn. St. 64; Ohio Northern 67, Calvin 56; Rowan 80, Scranton 73; Augustana (Ill.) 100, Wis.-Platteville 86. **Semifinals:** Ohio Northern 74, Mass.-Dartmouth 73; Augustana (Ill.) 83, Rowan 81. **Third Place:** Rowan 95, Mass.-Dartmouth 74. **Championship:** Ohio Northern 71, Augustana (Ill.) 68.

1994 First Round: Hunter 79, Montclair St. 74; St. John Fisher 77, Brockport St. 72; UC San Diego 67, Pomona-Pitzer 66; Hampden-Sydney 91, Oglethorpe 79; Susquehanna 100, Cabrini 77; Williams 108, Worcester St. 88; Wis.-Platteville 78, Cornell College 54; Wash. & Jeff. 73, Otterbein 71. **Second Round:** Rowan 70, Hunter 55; New York U. 67, Geneseo St. 55; Richard Stockton 74, NJIT 69; Albany (N.Y.) 84, St. John Fisher 72; Cal Lutheran 95, UC San Diego 81; Greensboro 90, Chris. Newport 77; St. Thomas (Minn.) 73, Central (Iowa) 62; Hampden-Sydney 95, Roanoke 80; Frank. & Marsh. 87, Susquehanna 78; Amherst 80, Colby 77; Lebanon Valley 58, Johns Hopkins 48; Mass.-Dartmouth 82, Williams 78; Wis.-Platteville 76, Wis.-Whitewater 68; Wittenberg 86, Calvin 81; Ill. Wesleyan 79, Manchester 77; Wash. & Jeff. 75, Kenyon 58. **Sectional Semifinals:** New York U. 80, Rowan 75 (3 ot); Albany (N.Y.) 60, Richard Stockton 54; Greensboro 104, Cal Lutheran 99; St. Thomas (Minn.) 80, Hampden-Sydney 66; Amherst 80, Frank. & Marsh. 71; Lebanon Valley 83, Mass.-Dartmouth 62; Wittenberg 66, Wis.-Platteville 48; Wash. & Jeff. 97, Ill. Wesleyan 82. **Sectional Championships:** New York U. 67, Albany (N.Y.) 65; St. Thomas (Minn.) 84, Greensboro 74; Lebanon Valley 87, Amherst 79; Wittenberg 91, Wash. & Jeff. 65. **Semifinals:** New York U. 75, St. Thomas (Minn.) 68; Lebanon Valley 93, Wittenberg 83. **Third Place:** Wittenberg 73, St. Thomas (Minn.) 62. **Championship:** Lebanon Valley 66, New York U. 59 (ot).

1995 Play-in: Geneseo St. 74, Rochester Inst. 53; Albany (N.Y.) 92, St. John Fisher 84; Rowan 70, Montclair St. 45; New York U. 101, Hunter 71; Buffalo St. 58, Elmira 49; Hamilton 83, Plattsburgh St. 74; New Jersey City 109, Staten Island 91; NJIT 87, York (N.Y.) 70; Baldwin-Wallace 72, West 69; Wittenberg 62, Calvin 57; Ill. Wesleyan 115, Westminster (Mo.) 74; Washington-St. Louis 68, Beloit 60; Kenyon 74, Ohio Northern 72; Wooster 72, Heidelberg 64; Hanover 79, Wheaton (Ill.) 78; Manchester 93, Ripon 70; Hampden-Sydney 78, Chris. Newport 71; Greensboro 87, Oglethorpe 72; St. Thomas (Minn.) 62, Central (Iowa) 58; Neb. Wesleyan 120, Simpson 79; Maryville (Tenn.) 77, Roanoke 76; Millsaps 79, Hendrix 67; Wis.-Whitewater 82, Pomona-Pitzer 70; Wis.-Platteville 99, St. John's (Minn.) 67; Mass.-Dartmouth 117, Salve Regina 77; Williams 80, Colby 66; Goucher 102, Lebanon Valley 91; Wilkes 70, Widener 60; Salem St. 86, Tufts 80; Trinity (Conn.) 95, Babson 89; Cabrini 88, York (Pa.) 63; Frank. & Marsh. 69, Muhlenberg 54. **Second Round:** Geneseo St. 71, Albany (N.Y.) 70; Rowan 74, New York U. 58; Hamilton 79, Buffalo St. 64; NJIT 97, New Jersey City 86; Baldwin-Wallace 74, Wittenberg 70; Ill. Wesleyan 90, Washington-St. Louis 65; Kenyon 57, Wooster 55; Manchester 84, Hanover 79; Hampden-Sydney 105, Greensboro 79; Neb. Wesleyan 94, St. Thomas (Minn.) 74; Millsaps 88, Maryville (Tenn.) 86 (2 ot); Wis.-Platteville 100, Wis.-Whitewater 88; Williams 61, Mass.-Dartmouth 59; Wilkes 88, Goucher 70; Trinity (Conn.) 93, Salem St. 90 (ot); Frank. & Marsh. 87, Cabrini 83. **Sectional Semifinals:** Rowan 76, Geneseo St. 64; NJIT 96, Hamilton 86; Ill. Wesleyan 67, Baldwin-Wallace 51; Manchester 84, Kenyon 65; Hampden-Sydney 77, Neb. Wesleyan 65; Wis.-Platteville 82, Millsaps 68; Wilkes 91, Williams 89 (ot); Trinity (Conn.) 79, Frank. & Marsh. 58. **Sectional Championships:** Rowan 101, NJIT 87; Manchester 89, Ill. Wesleyan 82; Wis.-Platteville 99, Hampden-Sydney 85; Trinity (Conn.) 90, Wilkes 85. **Semifinals:** Manchester 79, Rowan 66; Wis.-Platteville 82, Trinity (Conn.) 59. **Third Place:** Rowan 105, Trinity (Conn.) 72. **Championship:** Wis.-Platteville 69, Manchester 55.

1996 First Round: Geneseo St. 73, Rochester Inst. 51; Buffalo St. 74, St. John Fisher 65; Wilkes 87, DeSales 72; Cabrini 85, Catholic 65; St. Lawrence 85, Hamilton 78; Rensselaer 68, Hartwick 55; Lycoming 103, Gettysburg 75; Frank. & Marsh. 118, Salisbury 69; Wis.-Whitewater 85, Wis.-Platteville 77; Claremont-M-S 70, Upper Iowa 58; Hope 65, Kalamazoo 62; John Carroll 86, Wooster 72; Wis.-Oshkosh 79, Simpson 74; Gust. Adolphus 72, Concordia-M'head 61; Capital 68, Ohio Northern 57; Wittenberg 70, Baldwin-Wallace 61; Williams 78, Plymouth St. 62; Bowdoin 62, Springfield 56; Rowan 130, York (N.Y.) 66; New Jersey City 73, Staten Island 63; Anna Maria 111, Babson 90; Salem St. 76, Western Conn. St. 60; New York U. 105, NJIT 88; Richard Stockton 80, Mt. St. Vincent 54; Wheaton (Ill.) 131, Grinnell 117; Washington-St. Louis 76, Rose-Hulman 74; Chris. Newport 66, Randolph-Macon 57; Millsaps 83, Bridgewater (Va.) 72; Hanover 85, Fontbonne 43; Ill. Wesleyan 77, Ripon 66; Hendrix 97, Stillman 85; Roanoke 128, Shenandoah 110. **Second Round:** Buffalo St. 71, Geneseo St. 61; Wilkes 96, Cabrini 91 (ot); Rensselaer 78, St. Lawrence 70; Frank. & Marsh. 72, Lycoming 61; Wis.-Whitewater 63, Claremont-M-S 62; Hope 80, John Carroll 61; Gust. Adolphus 61, Wis.-Oshkosh 60 (2 ot); Wittenberg 65, Capital 60; Williams 91, Bowdoin 64; Rowan 102, New Jersey City 83; Anna Maria 74, Salem St. 67; Richard Stockton 81, New York U. 77 (ot); Washington-St. Louis 93, Wheaton (Ill.) 75; Chris. Newport 73, Millsaps 69; Ill. Wesleyan 73, Hanover 67; Roanoke 80, Hendrix 64. **Sectional Semifinals:** Wilkes 64, Buffalo St. 59; Frank. & Marsh. 74, Rensselaer 58; Hope 88, Wis.-Whitewater 66; Wittenberg 76, Gust. Adolphus 68; Rowan 85, Williams 77; Richard Stockton 95, Anna Maria 88; Washington-St. Louis 87, Chris. Newport 71; Ill. Wesleyan 116, Roanoke 88. **Sectional Championships:** Frank. & Marsh. 107, Wilkes 70; Hope 69, Wittenberg 60; Rowan 98, Richard Stockton 70; Ill. Wesleyan 73, Washington-St. Louis 61. **Semifinals:** Hope 76, Frank. & Marsh. 57; Rowan 79, Ill. Wesleyan 77. **Third Place:** Ill. Wesleyan 89, Frank. & Marsh. 57. **Championship:** Rowan 100, Hope 93.

1997 First Round: Widener 70, Dickinson 62; Salisbury 101, Wilkes 90; Brockport St. 64, St. Lawrence 63; St. John Fisher 77, Cortland St. 70; Alvernia 69, Lebanon Valley 55; Goucher 67, Cabrini 60; Buffalo St. 70, Hamilton 66; Rochester Inst. 65, Rochester 64; Chris. Newport 79, Hampden-Sydney 74; Methodist 67, Roanoke 63; Chicago 59, Benedictine (Ill.) 52; Washburn 69, Lawrence 63; Sewanee 68, Rust 61; Bridgewater (Va.) 64, Maryville (Tenn.) 62; Rose-Hulman 86, Washington-St. Louis 69; Ill. Wesleyan 105, Maryville (Mo.) 66; Rowan 72, Mt. St. Vincent 53; New York U. 94, New Jersey City 84; Tufts 65, Mass.-Dartmouth 63; Salem St. 69, Springfield 61; Wm. Paterson 51, Merchant Marine 43; Richard Stockton 78, York (N.Y.) 71; Amherst 83, Colby 60; Williams 76, Wentworth Inst. 51; Hope 69, Denison 66; Wooster 84, Ohio Northern 58; Gust. Adolphus 82, Wis.-Whitewater 67; Neb. Wesleyan 93, Buena Vista 54; Wittenberg 82, John Carroll 68; Mount Union 77, Alfred 69; Wis.-Stevens Point 68, Pomona-Pitzer 58; Wis.-Platteville 51, Wis.-Oshkosh 43. **Second Round:** Salisbury 77, Widener 65; Brockport St. 73, St. John Fisher 66; Alvernia 60, Goucher 55; Rochester Inst. 111, Buffalo St. 106 (2 ot); Methodist 72, Chris. Newport 67; Chicago 78, Washburn 70; Bridgewater (Va.) 65, Sewanee 62; Ill. Wesleyan 54, Rose-Hulman 53; Rowan 56, New York U. 53; Salem St. 83, Tufts 63; Richard Stockton 64, Wm. Paterson 60; Williams 86, Amherst 63; Hope 67, Wooster 56; Neb. Wesleyan 61, Gust. Adolphus 59; Mount Union 73, Wittenberg 65; Wis.-Stevens Point 46, Wis.-Platteville 43. **Sectional Semifinals:** Salisbury 79, Brockport St. 78; Alvernia 77, Rochester Inst. 71; Methodist 74, Chicago 70; Ill. Wesleyan 87, Bridgewater (Va.) 60; Rowan 82, Salem St. 72; Williams 85, Richard Stockton 61; Neb. Wesleyan 92, Hope 75; Wis.-Stevens Point 68, Mount Union 67 (ot). **Sectional Championships:** Alvernia 89, Salisbury 84; Ill. Wesleyan 95, Methodist 63; Williams 71, Rowan 62; Neb. Wesleyan 69, Wis.-Stevens Point 66. **Semifinals:** Ill. Wesleyan 85, Alvernia 82; Neb. Wesleyan 101, Williams 90. **Third Place:** Williams 78, Alvernia 77. **Championship:** Ill. Wesleyan 89, Neb. Wesleyan 86.

1998 First Round: Williams 89, Trinity (Conn.) 63; Hamilton 102, Geneseo St. 68; Salem St. 86, Mass.-Dartmouth 78 (ot); Nazareth 81, Brockport St. 78; Franklin 76, Ripon 73; Gust. Adolphus 78, Augsburg 70; Washburn 87, Aurora 80; Wis.-Oshkosh 93, Pomona-Pitzer 71; New Jersey City 71, New York U. 58; Johns Hopkins 87, FDU-Florham 47; Rowan 70, Merchant Marine 49; Scranton 77, Muhlenberg 61; Mississippi Col. 60, Sewanee 54; Allegheny 97, Baldwin-Wallace 88; Trinity (Tex.) 60, Randolph-Macon 55; John Carroll 72, Albion 50. **Second Round:** Williams 82, Springfield 75; Hamilton 87, St. John Fisher 72; Connecticut Col. 93, Salem St. 84; St. Lawrence 96, Nazareth 75; Ill. Wesleyan

95, Franklin 92 (ot); Gust. Adolphus 65, Neb. Wesleyan 51; Chicago 67, Wabash 62; Wis.-Platteville 69, Wis.-Oshkosh 59; Hunter 65, New Jersey City 60; Catholic 67, Johns Hopkins 62; Rowan 81, TCNJ 58; Wilkes 59, Scranton 57; Chris. Newport 78, Mississippi Col. 67; Hope 80, Allegheny 66; Hampden-Sydney 76, Trinity (Tex.) 62; John Carroll 78, Wooster 59. **Sectional Semifinals:** Williams 90, Hamilton 69; St. Lawrence 94, Connecticut Col. 77; Gust. Adolphus 67, Ill. Wesleyan 61; Wis.-Platteville 78, Chicago 63; Hunter 84, Catholic 82 (2 ot); Wilkes 83, Rowan 80 (2 ot); Hope 81, Chris. Newport 64; John Carroll 77, Hampden-Sydney 71. **Sectional Championships:** Williams 100, St. Lawrence 82; Wis.-Platteville 78, Gust. Adolphus 71; Wilkes 58, Hunter 55; Hope 84, John Carroll 66. **Semifinals:** Wis.-Platteville 82, Williams 68; Hope 81, Wilkes 61. **Third Place:** Williams 105, Wilkes 93. **Championship:** Wis.-Platteville 69, Hope 56.

1999 First Round: Hamilton 66, Rochester 58; Bowdoin 68, Bridgewater St. 48; Cortland St. 85, Rochester Inst. 49; Western Conn. St. 70, Clark (Mass.) 51; John Carroll 68, Allegheny 62; Maryville (Tenn.) 66, Rose-Hulman 59; Otterbein 104, Defiance 90; Randolph-Macon 68, Chris. Newport 66; Frank. & Marsh. 81, Johns Hopkins 66; New Jersey City 79, Merchant Marine 66; Catholic 77, Lebanon Valley 72; Wm. Paterson 76, Staten Island 59; Augsburg 102, Neb. Wesleyan 91; Wheaton (Ill.) 81, Washington-St. Louis 79; Gust. Adolphus 67, Pomona-Pitzer 37; Ripon 63, Ill. Wesleyan 58. **Second Round:** Hamilton 72, St. John Fisher 70; Trinity (Conn.) 71, Bowdoin 57; Cortland St. 71, Geneseo St. 61; Connecticut Col. 94, Western Conn. St. 76; John Carroll 88, Ohio Northern 83 (ot); Mississippi Col. 67, Maryville (Tenn.) 53; Wooster 89, Otterbein 80; Hampden-Sydney 74, Randolph-Macon 65; Wilkes 77, Frank. & Marsh. 58; Richard Stockton 62, New Jersey City 56; Catholic 73, Goucher 69; Wm. Paterson 58, Rowan 55; Wis.-Platteville 85, Augsburg 53; Manchester 62, Wheaton (Ill.) 60; Gust. Adolphus 58, Upper Iowa 55; Franklin 81, Ripon 73. **Sectional Semifinals:** Trinity (Conn.) 89, Hamilton 73; Connecticut Col. 80, Cortland St. 66; John Carroll 78, Mississippi Col. 57; Hampden-Sydney 74, Wooster 66; Richard Stockton 60, Wilkes 50; Wm. Paterson 79, Catholic 71; Wis.-Platteville 74, Manchester 65; Gust. Adolphus 66, Franklin 65. **Sectional Championships:** Connecticut Col. 73, Trinity (Conn.) 70; Hampden-Sydney 68, John Carroll 51; Wm. Paterson 50, Richard Stockton 49; Wis.-Platteville 61, Gust. Adolphus 47. **Semifinals:** Hampden-Sydney 74, Connecticut Col. 58; Wis.-Platteville 75, Wm. Paterson 51. **Third Place:** Connecticut Col. 92, Wm. Paterson 83 (ot). **Championship:** Wis.-Platteville 76, Hampden-Sydney 75 (2 ot).

2000 First Round: Springfield 80, Eastern Conn. St. 75; Amherst 79, Western New Eng. 77; Penn St.-Behrend 64, Alvernia 60; Hamilton 85, Endicott 68; St. Thomas (Minn.) 80, Neb. Wesleyan 58; Wis.-Eau Claire 72, Concordia (Wis.) 54; Lewis & Clark 77, Pacific (Ore.) 75; Ripon 58, St. John's (Minn.) 55; Pomona-Pitzer 65, Trinity (Tex.) 62; Maryville (Tenn.) 69, SCAD 54; Ohio Northern 74, Benedictine (Ill.) 66; Franklin 81, Webster 50; Scranton 78, Mt. St. Mary (N.Y.) 66; Chris. Newport 68, Mississippi Col. 61; Roanoke 83, Marymount (Va.) 72 (ot); Frank. & Marsh. 69, Baruch 46. **Second Round:** Springfield 75, Williams 74; Salem St. 81, Amherst 75; Penn St.-Behrend 80, Rochester Inst. 65; Cortland St. 60, Hamilton 55; Buena Vista 69, St. Thomas (Minn.) 66; Wis.-Eau Claire 74, Carthage 62; Wis.-Stevens Point 12, Lewis & Clark 68; Chicago 75, Ripon 68; McMurry 111, Pomona-Pitzer 76; Maryville (Tenn.) 76, Hampden-Sydney 75; Wooster 82, Ohio Northern 71; Calvin 92, Franklin 90 (ot); Wm. Paterson 60, Scranton 58; Catholic 65, Chris. Newport 64; Rowan 80, Roanoke 74; Frank. & Marsh. 65, Widener 62. **Sectional Semifinals:** Salem St. 70, Springfield 69; Penn St.-Behrend 58, Cortland St. 52; Wis.-Eau Claire 82, Buena Vista 75 (ot); Wis.-Stevens Point 63, Chicago 49; McMurry 112, Maryville (Tenn.) 95; Calvin 82, Wooster 53; Catholic 57, Wm. Paterson 52; Frank. & Marsh. 76, Rowan 72. **Sectional Championships:** Salem St. 75, Penn St.-Behrend 69; Wis.-Eau Claire 60, Wis.-Stevens Point 58; Calvin 115, McMurry 79; Frank. & Marsh. 85, Catholic 74. **Semifinals:** Wis.-Eau Claire 70, Salem St. 42; Calvin 79, Frank. & Marsh. 77. **Third Place:** Salem St. 79, Frank. & Marsh. 75. **Championship:** Calvin 79, Wis.-Eau Claire 74.

2001 First Round: Salem St. 96, Western New Eng. 71; Carthage 83, Marian (Wis.) 65; Maryville (Tenn.) 85, MacMurray 69; Calvin 89, Defiance 78; Merchant Marine 106, Cabrini 96; Amherst 89, St. John Fisher 76; Catholic 82, CCNY 65; Brockport St. 65, Colby-Sawyer 59; Wis.-Eau Claire 66, Benedictine (Ill.) 55; Linfield 85, Cal Lutheran 66; Washington-St. Louis 101, Aurora 84; Ill. Wesleyan 132, Grinnell 91; Roanoke 70, SCAD 62; Gust. Adolphus 69, Neb. Wesleyan 60; Mississippi Col. 61, Millsaps 45; Hampden-Sydney 60,

Gettysburg 52. **Second Round:** Mass.-Dartmouth 86, Salem St. 64; Carthage 88, Wooster 80; Wittenberg 71, Maryville (Tenn.) 51; Ohio Northern 79, Calvin 68; Merchant Marine 100, Wilkes 98 (ot); Clark (Mass.) 89, Amherst 76; Catholic 69, Widener 67; Brockport St. 77, Hobart 75; Chicago 74, Wis.-Eau Claire 67; Lewis & Clark 101, Linfield 89; Elmhurst 78, Washington-St. Louis 77; Ill. Wesleyan 65, Wartburg 60; Chris. Newport 84, Roanoke 54; St. John's (Minn.) 84, Gust. Adolphus 75; McMurry 86, Mississippi Col. 82; Wm. Paterson 84, Hampden-Sydney 65. **Sectional Semifinals:** Carthage 90, Mass.-Dartmouth 41; Ohio Northern 82, Wittenberg 66; Clark (Mass.) 75, Merchant Marine 69; Catholic 69, Brockport St. 64; Chicago 62, Lewis & Clark 52; Ill. Wesleyan 63, Elmhurst 60; Chris. Newport 71, St. John's (Minn.) 65; Wm. Paterson 77, McMurry 59. **Sectional Championships:** Ohio Northern 66, Carthage 64; Catholic 82, Clark (Mass.) 78; Ill. Wesleyan 77, Chicago 68; Wm. Paterson 86, Chris. Newport 75. **Semifinals:** Catholic 82, Ohio Northern 77; Wm. Paterson 67, Ill. Wesleyan 52. **Third Place:** Ill. Wesleyan 76, Ohio Northern 73. **Championship:** Catholic 76, Wm. Paterson 62.

2002 First Round: Wis.-Oshkosh 71, Ripon 56; Lewis & Clark 81, Claremont-M-S 59; Hope 54, St. Norbert 53; Gust. Adolphus 74, Edgewood 65; Maryville (Tenn.) 70, Webster 45; Wittenberg 75, Franklin 44; Lycoming 78, Gettysburg 59; Bethany (W.V.) 110, Pitt-Bradford 98; Williams 121, Cazenovia 49; Union (N.Y.) 75, Lasell 73; Western Conn. St. 92, Salem St. 89; Trinity (Conn.) 75, Colby-Sawyer 47; Alvernia 76, Ithaca 67; Cabrini 85, Merchant Marine 73; Clark (Mass.) 84, Suffolk 77; Hampden-Sydney 92, N.C. Wesleyan 79. **Second Round:** Wis.-Oshkosh 88, St. Thomas (Minn.) 85 (ot); Lewis & Clark 70, Mississippi Col. 57; Carthage 63, Hope 57; Gust. Adolphus 88, Buena Vista 60; Washington-St. Louis 71, Maryville (Tenn.) 57; DePauw 89, Wittenberg 76; Randolph-Macon 79, Lycoming 62; Otterbein 121, Bethany (W.V.) 98; Rochester 66, Williams 51; Babson 63, Union (N.Y.) 50; Amherst 82, Western Conn. St. 77; Brockport St. 80, Trinity (Conn.) 61; Elizabethtown 95, Alvernia 84; Cabrini 47, Wm. Paterson 43; Clark (Mass.) 101, Staten Island 72; Catholic 74, Hampden-Sydney 66. **Sectional Semifinals:** Lewis & Clark 79, Wis.-Oshkosh 71; Carthage 71, Gust. Adolphus 65; DePauw 90, Washington-St. Louis 87; Otterbein 85, Randolph-Macon 72; Rochester 71, Babson 60; Brockport St. 69, Amherst 64; Elizabethtown 87, Cabrini 85; Clark (Mass.) 75, Catholic 72. **Sectional Championships:** Carthage 85, Lewis & Clark 70; Otterbein 87, DePauw 79; Rochester 71, Brockport St. 62; Elizabethtown 94, Clark (Mass.) 90. **Semifinals:** Otterbein 70, Carthage 66; Elizabethtown 93, Rochester 83 (ot). **Third Place:** Carthage 72, Rochester 51. **Championship:** Otterbein 102, Elizabethtown 83.

2003 First Round: Alvernia 58, Mary Washington 53; Wis.-Oshkosh 78, Milwaukee Engr. 56; SCAD 66, Chris. Newport 61; Ill. Wesleyan 79, Blackburn 59; Buena Vista 96, Illinois Col. 66; Aurora 67, Trinity (Tex.) 66; Gust. Adolphus 65, Whitworth 55; Maryville (Tenn.) 70, Mississippi Col. 58; Salem St. 81, St. Joseph's (Me.) 76; Hamilton 93, Colby-Sawyer 68; Southern Vt. 63, Lasell 60; Western Conn. St. 84, Clark (Mass.) 82; Scranton 58, Buffalo St. 56; John Carroll 85, Pitt-Bradford 65; Merchant Marine 63, CCNY 57; Montclair St. 74, Elizabethtown 69. **Second Round:** Randolph-Macon 72, Alvernia 69 (ot); Wis.-Oshkosh 84, Hope 77; Hampden-Sydney 56, SCAD 54; Ill. Wesleyan 85, Washington-St. Louis 73; Buena Vista 84, Rockford 72; Occidental 80, Aurora 61; Gust. Adolphus 75, Wis.-Stevens Point 62; Hanover 68, Maryville (Tenn.) 64; Williams 94, Salem St. 67; Hamilton 72, St. John Fisher 68; Amherst 84, Southern Vt. 60; Rochester 73, Western Conn. St. 62; Scranton 77, Ursinus 75; Wooster 77, John Carroll 75; Ramapo 92, Merchant Marine 76; Montclair St. 95, Catholic 78. **Sectional Semifinals:** Wis.-Oshkosh 53, Randolph-Macon 47; Hampden-Sydney 76, Ill. Wesleyan 68; Occidental 67, Buena Vista 62; Gust. Adolphus 79, Hanover 66; Williams 76, Hamilton 65; Amherst 74, Rochester 68; Wooster 75, Scranton 64; Ramapo 89, Montclair St. 80. **Sectional Finals:** Hampden-Sydney 68, Wis.-Oshkosh 63; Gust. Adolphus 74, Occidental 56; Williams 91, Amherst 74; Wooster 68, Ramapo 64. **Semifinals:** Williams 74, Wooster 72 (ot); Gust. Adolphus 79, Hampden-Sydney 68. **Third Place:** Wooster 78, Hampden-Sydney 74. **Championship:** Williams 67, Gust. Adolphus 65.

2004 First Round: Pomona-Pitzer 79, Colorado Col. 55; Wis.-Stevens Point 84, Benedictine (Ill.) 58; Sul Ross St. 71, Dallas 67; Lawrence 86, Lakeland 51; John Carroll 88, Calvin 77; Randolph-Macon 51, Methodist 50; Ill. Wesleyan 82, Maryville (Mo.) 73; Potsdam St. 60, Penn St.-Behrend 83; Trinity (Conn.) 72, Lasell 66; Salem St. 94, Johnson & Wales (R.I.) 80; St. John Fisher 90, Hamilton 83; Babson 66, Endicott 56; Lycoming 74, Lehman 68; Plymouth St. 75, Castleton 57;

Hampden-Sydney 74, Elizabethtown 71; Catholic 75, Old Westbury 50. **Second Round:** Puget Sound 89, Pomona-Pitzer 75; Wis.-Stevens Point 66, Gust. Adolphus 55; Sul Ross St. 74, Trinity (Tex.) 72; Lawrence 72, Buena Vista 66; John Carroll 85, Wittenberg 64; Maryville (Tenn.) 75, Randolph-Macon 68; Ill. Wesleyan 77, Hanover 67; Wooster 70, Potsdam St. 56; Brockport St. 80, Trinity (Conn.) 76; Williams 91, Salem St. 77; Rochester 75, St. John Fisher 66; Keene St. 79, Babson 55; New Jersey City 74, Lycoming 67; Amherst 113, Plymouth St. 85; Frank. & Marsh. 78, Hampden-Sydney 76; Gwynedd-Mercy 74, Catholic 72 (ot). **Sectional Semifinals:** Wis.-Stevens Point 100, Puget Sound 79; Lawrence 86, Sul Ross St. 79 (ot); John Carroll 76, Maryville (Tenn.) 74; Wooster 58, Ill. Wesleyan 53; Williams 78, Brockport St. 50; Keene St. 82, Rochester 79; Amherst 92, New Jersey City 74; Frank. & Marsh. 92, Gwynedd-Mercy 74. **Sectional Finals:** Wis.-Stevens Point 82, Lawrence 81 (ot); John Carroll 70, Wooster 64; Williams 79, Keene St. 64; Amherst 82, Frank. & Marsh. 70. **Semifinals:** Wis.-Stevens Point 87, John Carroll 62; Williams 86, Amherst 81. **Third Place:** John Carroll 96, Amherst 85. **Championship:** Wis.-Stevens Point 84, Williams 82.

2005 First Round: Hanover 69, Blackburn 49; Trinity (Tex.) 72, Texas-Dallas 66; Buena Vista 91, Edgewood 74; Lawrence 70, Gust. Adolphus 56; City Tech 68, Ursinus 66; Albright 94, Mt. St. Mary (N.Y.) 84; Western Conn. St. 73, Endicott 62; Va. Wesleyan 76, New Jersey City 57; Springfield 71, Norwich 56; Union (N.Y.) 84, Gwynedd-Mercy 70; Salem St. 74, Elms 71; Lebanon Valley 71, Penn St.-Behrend 53; John Carroll 76, Bethany (W.V.) 48; Wooster 94, Baldwin-Wallace 78; Calvin 75, Wheaton (Ill.) 74; Maryville (Tenn.) 79, Methodist 64. **Second Round:** Hanover 81, Ill. Wesleyan 76; Trinity (Tex.) 65, Pomona-Pitzer 53; Puget Sound 85, Buena Vista 82; Wis.-Stevens Point 79, Lawrence 45; Ramapo 105, City Tech 60; King's (Pa.) 57, Albright 55; WPI 79, Western Conn. St. 77; York (Pa.) 90, Va. Wesleyan 80; Amherst 81, Springfield 68; Rochester 79, Union (N.Y.) 61; Potsdam St. 74, Salem St. 73 (ot); St. John Fisher 66, Lebanon Valley 58; John Carroll 75, Wittenberg 68 (2 ot); Albion 59, Wooster 58; Calvin 71, Aurora 59; Mississippi Col. 68, Maryville (Tenn.) 62. **Sectional Semifinals:** Trinity (Tex.) 73, Hanover 65; Wis.-Stevens Point 81, Puget Sound 63; King's (Pa.) 85, Ramapo 78; York (Pa.) 99, WPI 80; Rochester 69, Amherst 62; Potsdam St. 67, St. John Fisher 43; Albion 80, John Carroll 79; Calvin 79, Mississippi Col. 60. **Sectional Championships:** Wis.-Stevens Point 61, Trinity (Tex.) 55; York (Pa.) 70, King's (Pa.) 58; Rochester 67, Potsdam St. 51; Calvin 60, Albion 52. **Semifinals:** Wis.-Stevens Point 81, York (Pa.) 58; Rochester 65, Calvin 62. **Third Place:** Calvin 98, York (Pa.) 84. **Championship:** Wis.-Stevens Point 73, Rochester 49.


2006 First Round: St. Thomas (Minn.) 76, North Central (Ill.) 68; Wis.-Whitewater 76, DePauw 68; Ill. Wesleyan 81, Carroll (Wis.) 68; Occidental 48, Claremont M-S 41; Augustana (Ill.) 71, Buena Vista 66; Wis.-Stout 66, Carleton 64; Farmingdale St. 93, Ursinus 82; Lincoln (Pa.) 102, Chris. Newport 96; Messiah 83, Alvernia 77 (ot); Villa Julie 86, Baruch 71; Wm. Paterson 70, Scranton 45; York (Pa.) 87, York (N.Y.) 67; Widener 61, Catholic 59; Hamilton 66, Plattsburgh St. 65 (ot); Cortland St. 68, Mass.-Boston 54; Tufts 83, Endicott 60; WPI 79, Bridgewater St. 62; Utica 71, Gordon 66; Norwich 82, Elms 70; Mississippi Col. 88, Maryville (Mo.) 58; Maryville (Tenn.) 83, Trinity (Tex.) 64; Transylvania 75, Bethany (W.V.) 56; Wooster 84, Randolph-Macon 70; Hope 93, Wis. Lutheran 51; Calvin 79, Wis.-La Crosse 71; Wittenberg 76, Lake Erie 40; Baldwin-Wallace 79, Carnegie Mellon 71. **Second Round:** Lawrence 63, St. Thomas (Minn.) 59; Ill. Wesleyan 85, Wis.-Whitewater 71; Puget Sound 89, Occidental 81; Augustana (Ill.) 77, Wis.-Stout 70; Va. Wesleyan 71, Farmingdale St. 61; Lincoln (Pa.) 100, Messiah 80; Wm. Paterson 72, Villa Julie 48; Widener 71, York (Pa.) 69; Amherst 83, Hamilton 59; Tufts 68, Cortland St. 65; Utica 76, WPI 58; St. John Fisher 71, Norwich 50; Mississippi Col. 69, Maryville (Tenn.) 51; Transylvania 91, Wooster 88; Hope 70, Calvin 67; Wittenberg 78, Baldwin-Wallace 60. **Sectional Semifinals:** Ill. Wesleyan 71, Lawrence 68; Puget Sound 92, Augustana (Ill.) 86; Va. Wesleyan 72, Lincoln (Pa.) 71; Wm. Paterson 52, Widener 45; Amherst 90, Tufts 85; St. John Fisher 94, Utica 78; Transylvania 76, Mississippi Col. 64; Wittenberg 56, Hope 49. **Sectional Championships:** Ill. Wesleyan 113, Puget Sound 99; Va. Wesleyan 46, Wm. Paterson 35; Amherst 93, St. John Fisher 70; Wittenberg 74, Transylvania 61. **Semifinals:** Va. Wesleyan 81, Ill. Wesleyan 79; Wittenberg 64, Amherst 60. **Third Place:** Ill. Wesleyan 71, Amherst 68. **Championship:** Va. Wesleyan 59, Wittenberg 56.

2007 First Round: St. John's (Minn.) 85, Loras 82 (ot); Washington-St. Louis 77, Fontbonne 58; Whitworth 62, DePauw 59; Calvin 69, Aurora 68; Hope 76, Chicago 54;

Carroll (Wis.) 73, Augustana (Ill.) 69; Catholic 58, Messiah 37; Lincoln (Pa.) 91, Alvernia 76; Johns Hopkins 84, Villa Julie 72; Guilford 101, Manhattanville 81; Va. Wesleyan 63, Averett 60; Hampden-Sydney 68, Hood 65; Mississippi Col. 68, Occidental 51; Maryville (Tenn.) 73, Mary Hardin-Baylor 62; Widener 73, King's (Pa.) 63; Ramapo 77, York (N.Y.) 68; Stevens Inst. 68, WPI 57; Rhode Island Col. 64, Coast Guard 60; Brandeis 77, Trinity (Conn.) 70 (ot); Keene St. 81, River 47; St. John Fisher 98, Wentworth Inst. 72; Plattsburgh St. 61, Rochester 60; St. Lawrence 85, Elms 79; Brockport 74, Williams 66; Wooster 92, Transylvania 66; Centre 69, Capital

55; John Carroll 87, Westminster (Pa.) 83. **Second Round:** Wis.-Stevens Point 93, St. John's (Minn.) 76; Washington-St. Louis 63, Whitworth 61; Hope 80, Calvin 64; Carroll (Wis.) 86, St. Thomas (Minn.) 80; Lincoln (Pa.) 81, Catholic 70; Guilford 80, Johns Hopkins 73; Va. Wesleyan 61, Hampden-Sydney 51; Mississippi Col. 76, Maryville (Tenn.) 62; Amherst 87, Widener 70; Stevens Inst. 69, Ramapo 61; Rhode Island Col. 70, Brandeis 67; Keene St. 76, Salem St. 75; St. John Fisher 95, Plattsburgh St. 87; Brockport 74, St. Lawrence 49; Wooster 73, Centre 56; John Carroll 79, Lake Erie 77. **Sectional Semifinals:** Washington-St. Louis 78, Wis.-Stevens Point

66; Hope 89, Carroll 77; Guilford 129, Lincoln (Pa.) 128 (3 ot); Va. Wesleyan 81, Mississippi Col. 55; Amherst 97, Stevens Inst. 74; Rhode Island Col. 75, Keene St. 73; Brockport St. 105, St. John Fisher 91; Wooster 83, John Carroll 73. **Sectional Championships:** Washington-St. Louis 58, Hope 55; Va. Wesleyan 81, Guilford 71; Amherst 81, Rhode Island Col. 69; Wooster 94, Brockport St. 87. **Semifinals:** Va. Wesleyan 67, Washington-St. Louis 65; Amherst 67, Wooster 60. **Third Place:** Washington-St. Louis 92, Wooster 84. **Championship:** Amherst 80, Va. Wesleyan 67.



Statistical Leaders

2007 Division I Individual Leaders.....	234
2007 Division I Game Highs.....	236
2007 Division I Team Leaders	238
2008 Division I Top Returnees.....	243
2007 Division II Individual Leaders	245
2007 Division II Game Highs.....	247
2007 Division II Team Leaders	249
2007 Division III Individual Leaders	253
2007 Division III Game Highs.....	256
2007 Division III Team Leaders.....	258



2007 Division I Individual Leaders

Points Per Game

Rk.	Name, School	Cl.	G	FGM	3FG	FT	Pts.	Avg.
1.	#Reggie Williams, VMI.....	Jr.	33	338	76	176	928	28.1
2.	Trey Johnson, Jackson St.....	Sr.	35	311	79	246	947	27.1
3.	Morris Almond, Rice.....	Sr.	32	263	77	241	844	26.4
4.	#Kevin Durant, Texas.....	Fr.	35	306	82	209	903	25.8
5.	Gary Neal, Towson.....	Fr.	32	267	93	183	810	25.3
6.	Bo McCalebb, New Orleans.....	Jr.	31	287	26	176	776	25.0
7.	#Rodney Stuckey, Eastern Wash.....	So.	29	227	43	215	712	24.6
8.	Gerald Brown, Loyola (Md.).....	Jr.	29	205	58	175	643	22.2
9.	Stephen Curry, Davidson.....	Fr.	34	242	122	124	730	21.5
10.	Jaycee Carroll, Utah St.....	Jr.	35	256	83	151	746	21.3
11.	Alex Harris, UC Santa Barb.....	Jr.	29	191	71	158	611	21.1
12.	Adrian Banks, Arkansas St.....	Jr.	33	232	97	134	695	21.1
13.	Arizona Reid, High Point.....	Jr.	32	285	20	81	671	21.0
14.	Kyle Hines, UNC Greensboro.....	Jr.	29	233	1	138	605	20.9
15.	Chris Lofton, Tennessee.....	Jr.	31	205	106	129	645	20.8
16.	Charron Fisher, Niagara.....	Jr.	27	188	37	142	555	20.6
17.	Adam Haluska, Iowa.....	Sr.	31	190	90	167	637	20.5
18.	Caleb Green, Oral Roberts.....	Sr.	34	207	6	278	698	20.5
19.	Nick Fazekas, Nevada.....	Sr.	32	248	28	128	652	20.4
20.	Larry Blair, Liberty.....	Sr.	31	237	52	105	631	20.4
21.	Loren Stokes, Hofstra.....	Sr.	32	230	27	164	651	20.3
22.	Bobby Brown, Cal St. Fullerton.....	Sr.	27	188	80	90	546	20.2
23.	Antoine Agudio, Hofstra.....	Jr.	32	219	100	108	646	20.2
24.	Jason Thompson, Rider.....	Jr.	31	221	6	176	624	20.1
25.	Dionte Christmas, Temple.....	So.	30	192	88	128	600	20.0
26.	Jarius Jackson, Texas Tech.....	Sr.	34	224	79	150	677	19.9
27.	Alando Tucker, Wisconsin.....	Sr.	36	256	40	164	716	19.9
28.	Brandon Ewing, Wyoming.....	So.	31	186	50	194	616	19.9
29.	Al Thornton, Florida St.....	Sr.	35	244	36	166	690	19.7
30.	DaShaun Wood, Wright St.....	Sr.	33	223	59	143	648	19.6
31.	Martin Samarco, Bowling Green.....	Sr.	31	200	80	124	604	19.5
32.	Mark Tyndale, Temple.....	Jr.	24	164	24	113	465	19.4
33.	Brandon Heath, San Diego St.....	Sr.	33	225	87	100	637	19.3
34.	James Florence, Mercer.....	Fr.	28	163	55	158	539	19.3
35.	Chavis Holmes, VMI.....	So.	32	188	108	131	615	19.2
36.	Robert McKiver, Houston.....	Jr.	33	201	116	116	634	19.2
37.	Stefan Blaszczyński, Nicholls St.....	Sr.	24	149	41	121	460	19.2
38.	Jared Dudley, Boston College.....	Sr.	30	195	39	142	571	19.0
39.	Sean Singletary, Virginia.....	Jr.	32	170	79	190	609	19.0
40.	Mario Boggan, Oklahoma St.....	Sr.	34	242	13	150	647	19.0
41.	Demetris Nichols, Syracuse.....	Sr.	35	225	100	113	663	18.9
42.	Carl Landry, Purdue.....	Jr.	34	219	4	201	643	18.9
43.	Tre Kelley, South Carolina.....	Sr.	29	198	55	96	547	18.9
44.	Quin Humphrey, Youngstown St.....	Sr.	31	189	65	141	584	18.8
45.	Jamar Wilson, Albany (N.Y.).....	Sr.	33	209	46	156	620	18.8
46.	Aaron Nixon, Long Beach St.....	Sr.	32	198	81	124	601	18.8
47.	Giordan Watson, Central Mich.....	Jr.	31	186	64	146	582	18.8
48.	Andre Harris, Fairleigh Dickinson.....	Sr.	30	227	10	99	563	18.8
	Chris Oliver, Radford.....	Sr.	30	220	16	107	563	18.8
50.	Stefon Jackson, UTEP.....	So.	31	194	31	159	578	18.6

#entered NBA draft

Field-Goal Percentage

Minimum 5 made per game

Rk.	Name, School	Cl.	G	FGM	FGA	FG%
1.	Mike Freeman, Hampton.....	Fr.	30	162	239	67.8
2.	Roy Hibbert, Georgetown.....	Jr.	37	186	277	67.1
3.	Florentino Valencia, Toledo.....	Sr.	32	164	246	66.7
4.	Vladimir Kuljanin, UNC Wilmington.....	Jr.	29	165	249	66.3
5.	Calvin Brown, Norfolk St.....	Sr.	30	152	233	65.2
6.	#Brandan Wright, North Carolina.....	Fr.	37	228	353	64.6
7.	Herbert Hill, Providence.....	Sr.	31	240	375	64.0
8.	Paul Butorac, Eastern Wash.....	Sr.	28	158	247	64.0
9.	Luke Nevill, Utah.....	So.	29	181	284	63.7
10.	Ahmad Nivins, St. Joseph's.....	So.	31	176	279	63.1
11.	Will Thomas, George Mason.....	Jr.	33	178	284	62.7
12.	Jermaine Griffin, Texas-Arlington.....	Jr.	29	161	257	62.6
13.	#Greg Oden, Ohio St.....	Fr.	32	189	307	61.6
14.	Stephane Lasme, Massachusetts.....	Sr.	33	165	270	61.1
15.	Andrew Strait, Montana.....	Jr.	30	196	321	61.1
16.	Rashaun Freeman, Massachusetts.....	Sr.	33	206	338	60.9
17.	Amadi McKenzie, Tennessee Tech.....	Jr.	32	163	268	60.8
18.	Richard Hendrix, Alabama.....	So.	32	186	309	60.2
19.	Carlos Monroe, Fla. Atlantic.....	So.	27	200	335	59.7
20.	Carl Landry, Purdue.....	Jr.	34	219	367	59.7

Rk.	Name, School	Cl.	G	FGM	FGA	FG%
21.	Tony Lee, Robert Morris.....	Jr.	28	169	285	59.3
22.	Randolph Morris, Kentucky.....	Jr.	34	202	341	59.2
23.	Chris Daniels, A&M-Corpus Christi.....	Sr.	33	194	329	59.0
24.	Ben McCauley, North Carolina St.....	So.	36	211	361	58.4
25.	Kyle Visser, Wake Forest.....	Sr.	31	188	322	58.4
26.	Leon Williams, Ohio.....	Jr.	32	162	278	58.3
27.	#Jason Smith, Colorado St.....	Jr.	30	175	302	57.9
28.	Matt Nelson, Boise St.....	Jr.	31	159	275	57.8
29.	John Baumann, Columbia.....	Jr.	28	145	251	57.8
30.	Kentrell Gransberry, South Fla.....	Jr.	23	138	239	57.7

#entered NBA draft

Three-Point Field Goals Per Game

Rk.	Name, School	Cl.	G	3FG	Avg.
1.	Stephen Sir, Northern Ariz.....	Sr.	30	124	4.13
2.	Will Whittington, Marist.....	Sr.	34	137	4.03
3.	Steven Rush, N.C. A&T.....	Jr.	30	115	3.83
4.	Tristan Blackwood, Central Conn. St.....	Jr.	34	122	3.59
	Stephen Curry, Davidson.....	Fr.	34	122	3.59
6.	Keddrick Mays, Chattanooga.....	Sr.	33	118	3.58
7.	Robert McKiver, Houston.....	Jr.	33	116	3.52
8.	Daryl Cohen, Southeastern La.....	Sr.	30	105	3.50
9.	A.J. Abrams, Texas.....	So.	35	120	3.43
10.	Chris Lofton, Tennessee.....	Jr.	31	106	3.42
11.	Chavis Holmes, VMI.....	So.	32	108	3.38
12.	Ryan Wittman, Cornell.....	Fr.	28	93	3.32
13.	Erik Kangas, Oakland.....	So.	33	109	3.30
14.	Colin Falls, Notre Dame.....	Sr.	30	99	3.30
15.	Drew Neitzel, Michigan St.....	Jr.	35	114	3.26
16.	Frank Young, West Virginia.....	Sr.	36	117	3.25
17.	David Holston, Chicago St.....	Jr.	29	94	3.24
18.	Adam Leonard, Eastern Ky.....	Fr.	33	104	3.15
19.	James Parlow, New Orleans.....	Jr.	27	85	3.15
20.	Tajuan Porter, Oregon.....	Fr.	35	110	3.14
21.	Antoine Agudio, Hofstra.....	Jr.	32	100	3.13
	Andre' Ratliff, Grambling.....	Jr.	24	75	3.13
23.	Jeremy Crouch, Bradley.....	Jr.	27	83	3.07
24.	Ross DeRogatis, San Diego.....	Sr.	32	98	3.06
25.	Leemire Goldwire, Charlotte.....	Jr.	30	91	3.03
26.	Jimmy Baron, Rhode Island.....	So.	32	97	3.03
27.	Jack Leaseure, Coastal Caro.....	Jr.	30	90	3.00
28.	Joey Mundweiler, Wagner.....	So.	30	89	2.97
29.	Bobby Brown, Cal St. Fullerton.....	Sr.	27	80	2.96
30.	Leslie Robinson, Florida A&M.....	Jr.	35	103	2.94
31.	Michael Jenkins, Winthrop.....	Jr.	34	100	2.94
32.	Adrian Banks, Arkansas St.....	Jr.	33	97	2.94
33.	Jack McClinton, Miami (Fla.).....	So.	31	91	2.94

Three-Point Field-Goal Percentage

Minimum 2.5 made per game

Rk.	Name, School	Cl.	G	3FG	3FGA	3FG%
1.	Josh Carter, Texas A&M.....	So.	34	86	172	50.0
	Jeremy Crouch, Bradley.....	Jr.	27	83	166	50.0
3.	Stephen Sir, Northern Ariz.....	Sr.	30	124	253	49.0
4.	Jimmy Baron, Rhode Island.....	So.	32	97	203	47.8
5.	Josh Washington, A&M-Corpus Christi.....	Sr.	32	90	189	47.6
6.	Adrian Banks, Arkansas St.....	Jr.	33	97	204	47.5
7.	James Parlow, New Orleans.....	Jr.	27	85	180	47.2
8.	Blake Ahearn, Missouri St.....	Sr.	33	94	202	46.5
9.	Chad Toppert, New Mexico.....	So.	32	85	183	46.4
10.	Lee Humphrey, Florida.....	Sr.	40	113	246	45.9
11.	Brian Roberts, Dayton.....	Jr.	31	82	179	45.8
12.	Samuel Haanpaa, Valparaiso.....	Fr.	29	75	164	45.7
13.	Damon Huffman, Brown.....	Jr.	23	65	143	45.5
14.	Matt Lawrence, Missouri.....	So.	30	81	183	44.3
15.	DeWitt Scott, IPFW.....	Jr.	29	73	165	44.2
16.	Andy Wicke, Belmont.....	So.	30	77	175	44.0
17.	Jack McClinton, Miami (Fla.).....	So.	31	91	207	44.0
18.	Jason Holsinger, Evansville.....	So.	31	87	199	43.7
19.	Tajuan Porter, Oregon.....	Fr.	35	110	252	43.7
20.	Demetric Bennett, South Ala.....	Jr.	31	81	186	43.5
21.	Will Franklin, Bradley.....	Sr.	35	88	203	43.3
22.	Frank Young, West Virginia.....	Sr.	36	117	270	43.3
23.	Ryan Appleby, Washington.....	Jr.	32	84	194	43.3
24.	Antoine Agudio, Hofstra.....	Jr.	32	100	231	43.3

Rk.	Name, School	Cl.	G	3FG	3FGA	3FG%
25.	Erik Kangas, Oakland	So.	33	109	253	43.1
26.	Ryan Wittman, Cornell	Fr.	28	93	216	43.1
27.	Donte Gennie, Ga. Southern	Sr.	31	82	191	42.9
28.	Levi Stukes, Georgia	Sr.	32	85	198	42.9
29.	Marquis Sullivan, Loyola (Md.)	So.	31	88	205	42.9
30.	Andre Ingram, American	Sr.	30	78	184	42.4

Free-Throw Percentage

Minimum 2.5 made per game

Rk.	Name, School	Cl.	G	FT	FTA	FT%
1.	Derek Raivio, Gonzaga	Sr.	34	148	154	96.1
2.	A.J. Graves, Butler	Jr.	35	145	153	94.8
3.	Blake Ahearn, Missouri St.	Sr.	33	111	120	92.5
4.	Tristan Blackwood, Central Conn. St.	Jr.	34	97	105	92.4
5.	David Kool, Western Mich.	Fr.	29	99	108	91.7
6.	Mike Schachtner, Green Bay	So.	33	104	114	91.2
7.	Arvydas Eitutavicius, American	Sr.	30	95	105	90.5
	Leemire Goldwire, Charlotte	Jr.	30	95	105	90.5
9.	Sharaud Curry, Providence	So.	27	82	91	90.1
10.	Brian Roberts, Dayton	Jr.	31	133	148	89.9
11.	Jack McClinton, Miami (Fla.)	So.	31	102	114	89.5
12.	Jaycee Carroll, Utah St.	Jr.	35	151	170	88.8
13.	Jim Goffredo, Harvard	Sr.	28	95	107	88.8
14.	Josh Mayo, Ill.-Chicago	So.	27	78	88	88.6
15.	Solomon Bozeman, South Fla.	Fr.	30	130	147	88.4
16.	DaShaun Wood, Wright St.	Sr.	33	143	162	88.3
17.	Derek Coleman, Robert Morris	Sr.	28	74	84	88.1
18.	Terry Bryant, Southeastern La.	Sr.	30	80	91	87.9
19.	Drew Neitzel, Michigan St.	Jr.	35	123	140	87.9
20.	Ivan Radenovic, Arizona	Sr.	31	150	172	87.2
21.	Sean Singletary, Virginia	Jr.	32	190	218	87.2
22.	Dionte Christmas, Temple	So.	30	128	147	87.1
23.	Adam Haluska, Iowa	Sr.	31	167	192	87.0
24.	Austin Ewing, N.C. A&T	Jr.	30	103	119	86.6
25.	Nate Carter, Oklahoma	Sr.	31	109	126	86.5
26.	Zarryon Fereti, St. Bonaventure	Jr.	24	64	74	86.5
27.	Austin Montgomery, IUPUI	Jr.	30	89	103	86.4
28.	Greg Sprink, Navy	Jr.	30	127	147	86.4
29.	Nate Funk, Creighton	Sr.	33	126	146	86.3
30.	Steven Rush, N.C. A&T	Jr.	30	91	106	85.8
31.	Dion Harris, Michigan	Sr.	35	103	120	85.8

Rebounds Per Game

Rk.	Name, School	Cl.	G	Reb.	Avg.
1.	Rashad Jones-Jennings, Ark.-Little Rock	Sr.	30	392	13.1
2.	Chris Holm, Vermont	Sr.	33	401	12.2
3.	Kentrell Gransberry, South Fla.	Jr.	23	263	11.4
4.	#Kevin Durant, Texas	Fr.	35	390	11.1
5.	Nick Fazekas, Nevada	Sr.	32	354	11.1
6.	Obie Nwadike, Central Conn. St.	Sr.	31	331	10.7
7.	Ryvon Covile, Detroit	Sr.	30	317	10.6
8.	#Glen Davis, LSU	Jr.	29	303	10.4
9.	#Jason Smith, Colorado St.	Jr.	30	304	10.1
10.	Jason Thompson, Rider	Jr.	31	312	10.1
11.	Christopher Moore, Texas Southern	Sr.	28	276	9.9
12.	Lamar Sanders, Lamar	Jr.	32	315	9.8
13.	#Dominic McGuire, Fresno St.	Jr.	32	314	9.8
14.	Clif Brown, Niagara	Sr.	33	321	9.7
15.	Jeff Adrien, Connecticut	So.	31	301	9.7
16.	Jon Brockman, Washington	So.	32	307	9.6
17.	#Greg Oden, Ohio St.	Fr.	32	306	9.6
18.	Stephane Lasme, Massachusetts	Sr.	33	315	9.5
19.	Arizona Reid, High Point	Jr.	32	304	9.5
	Scott Cutley, Cal St. Fullerton	Jr.	26	247	9.5
21.	#Al Horford, Florida	Jr.	38	360	9.5
22.	Aaron Gray, Pittsburgh	So.	36	341	9.5
23.	Carlos Monroe, Fla. Atlantic	So.	27	254	9.4
24.	Brandon Wallace, South Carolina	Sr.	30	282	9.4
25.	Joey Dorsey, Memphis	Jr.	37	347	9.4
26.	Chaz Crawford, Drexel	Sr.	31	289	9.3
27.	Yassin Idbihi, Buffalo	Sr.	28	261	9.3
28.	Caleb Green, Oral Roberts	Sr.	34	315	9.3
29.	Geoff McDermott, Providence	So.	31	283	9.1
30.	Jeff Pendergraph, Arizona St.	So.	30	272	9.1
31.	Eric Coleman, UNI	Jr.	31	281	9.1

#entered NBA draft

Assists Per Game

Rk.	Name, School	Cl.	G	Ast.	Avg.
1.	Jared Jordan, Marist	Sr.	33	286	8.67
2.	Jason Richards, Davidson	Jr.	34	249	7.32
3.	Mustafa Shakur, Arizona	Sr.	31	215	6.94
4.	D.J. Augustin, Texas	Fr.	35	233	6.66
5.	Eric Maynor, VCU	So.	35	224	6.40
6.	Keenan Jones, Northwestern St.	Sr.	32	200	6.25
7.	#Mike Conley Jr., Ohio St.	Fr.	39	238	6.10
8.	Dwayne Foreman, Ga. Southern	Jr.	29	176	6.07
9.	Josh Wilson, Northern Ariz.	So.	30	181	6.03
10.	Ishmael Smith, Wake Forest	Fr.	31	186	6.00
11.	Trant Simpson, Alabama A&M	Fr.	28	167	5.96
12.	Temi Soyebó, UNC Wilmington	Sr.	29	170	5.86
13.	Kevin Kanaskie, Middle Tenn.	So.	32	185	5.78
14.	Brooks McKowen, UNI	Sr.	31	179	5.77
	Charles Richardson Jr., Nebraska	Sr.	31	179	5.77
16.	#Javaris Crittenton, Georgia Tech	Fr.	32	184	5.75
17.	Steve Barnes, Southern Utah	Sr.	30	172	5.73
18.	Darren Collison, UCLA	So.	34	194	5.71
19.	Ty Lawson, North Carolina	Fr.	38	213	5.61
20.	Eugene Lawrence, St. John's (N.Y.)	Jr.	31	173	5.58
21.	Kevin Bell, Fresno St.	Jr.	32	178	5.56
22.	Jejuan Plair, Sam Houston St.	Sr.	31	172	5.55
23.	Darrell Jenkins, East Caro.	Jr.	30	166	5.53
24.	#Rodney Stuckey, Eastern Wash.	So.	29	160	5.52
25.	Todd Abernethy, Mississippi	Sr.	33	182	5.52
26.	Travis Walton, Michigan St.	So.	35	191	5.46
27.	Drew Gibson, Wofford	Jr.	25	136	5.44
28.	Al Stewart, Drake	Sr.	32	174	5.44
29.	Derek Coleman, Robert Morris	Sr.	28	152	5.43
30.	Tyrese Rice, Boston College	So.	33	178	5.39
31.	Frank Turner, Canisius	Fr.	31	167	5.39

#entered NBA draft

Blocked Shots Per Game

Rk.	Name, School	Cl.	G	Blk.	Avg.
1.	Mickell Gladness, Alabama A&M	Jr.	30	188	6.27
2.	Stephane Lasme, Massachusetts	Sr.	33	168	5.09
3.	Hasheem Thabeet, Connecticut	Fr.	31	118	3.81
4.	McHugh Mattis, South Fla.	Sr.	30	109	3.63
5.	#Dominic McGuire, Fresno St.	Jr.	32	114	3.56
6.	Scott VanderMeer, Ill.-Chicago	So.	32	111	3.47
7.	Darryl Watkins, Syracuse	Sr.	33	112	3.39
8.	#Greg Oden, Ohio St.	Fr.	32	105	3.28
9.	John Bunch, Monmouth	Sr.	29	95	3.28
10.	Chaz Crawford, Drexel	Sr.	31	94	3.03
11.	Joel Anthony, UNLV	Sr.	37	109	2.95
12.	Herbert Hill, Providence	Sr.	31	91	2.94
13.	Brandon Wallace, South Carolina	Sr.	30	86	2.87
14.	Steven Hill, Arkansas	Jr.	35	99	2.83
15.	Ekene Ibekwe, Maryland	Sr.	33	88	2.67
16.	Kieron Achara, Duquesne	Jr.	23	59	2.57
17.	Williams Byrd, Ark.-Pine Bluff	Sr.	31	78	2.52
18.	#Josh McRoberts, Duke	So.	33	82	2.48
19.	Bamba Fall, SMU	So.	25	62	2.48
20.	Diamon Simpson, St. Mary's (Cal.)	So.	32	79	2.47
21.	Roy Hibbert, Georgetown	Jr.	37	90	2.43
22.	Shawn King, Oral Roberts	Jr.	34	81	2.38
23.	Bryant Dunston, Fordham	Jr.	30	71	2.37
24.	Robin Lopez, Stanford	Fr.	31	73	2.35
25.	Jermareo Davidson, Alabama	Sr.	30	70	2.33
26.	Jemino Sobers, Central Conn. St.	Sr.	34	78	2.29
27.	D.J. White, Indiana	Jr.	32	73	2.28
28.	Kyle Hines, UNC Greensboro	Jr.	29	64	2.21
29.	Ahmet Gueye, Hawaii	Sr.	30	66	2.20
30.	Jarrad Henry, Pepperdine	Jr.	31	68	2.19
31.	Joey Dorsey, Memphis	Jr.	37	81	2.19
32.	Scott Morrison, Portland St.	Jr.	32	70	2.19

#entered NBA draft

Steals Per Game

Rk.	Name, School	Cl.	G	St.	Avg.
1.	Travis Holmes, VMI	So.	33	111	3.36
2.	Paul Gause, Seton Hall	So.	29	90	3.10

Rk.	Name, School	Cl.	G	Stl.	Avg.
3.	Ledell Eackles, Campbell.....	Sr.	31	94	3.03
4.	Ibrahim Jaaber, Penn.....	Sr.	31	90	2.90
5.	Chavis Holmes, VMI.....	So.	32	90	2.81
6.	Torey Thomas, Holy Cross.....	Sr.	34	95	2.79
7.	Jamon Gordon, Virginia Tech.....	Sr.	34	94	2.76
8.	Tony Lee, Robert Morris.....	Jr.	28	77	2.75
9.	Derek Johnson, Prairie View.....	So.	30	82	2.73
10.	Jerel McNeal, Marquette.....	So.	29	76	2.62
11.	Courtney Pigram, East Tenn. St.....	So.	34	89	2.62
12.	Carl Elliott, George Washington.....	Sr.	32	83	2.59
13.	D.J. Thompson, Appalachian St.....	Sr.	33	85	2.58
14.	Sonny Troutman, Ohio.....	Sr.	32	82	2.56
15.	Mario Chalmers, Kansas.....	So.	38	97	2.55
16.	Alex Bausley, Sacramento St.....	Sr.	29	72	2.48
17.	Antonio Kellogg, San Francisco.....	So.	28	69	2.46

Rk.	Name, School	Cl.	G	Stl.	Avg.
18.	Mike Gordon, Binghamton.....	Jr.	29	71	2.45
	#Rodney Stuckey, Eastern Wash.....	So.	29	71	2.45
20.	Stephon Hannah, Missouri.....	Jr.	30	72	2.40
21.	Oliver Lafayette, Houston.....	Sr.	33	78	2.36
22.	Darren Collison, UCLA.....	So.	34	78	2.29
23.	Bashir Mason, Drexel.....	Sr.	32	73	2.28
24.	Drew Williamson, Old Dominion.....	Sr.	33	75	2.27
25.	Damitrius Coleman, Bethune-Cookman.....	Sr.	26	59	2.27
26.	Keith Simmons, Holy Cross.....	Sr.	34	77	2.26
27.	Sundiata Gaines, Georgia.....	Jr.	32	72	2.25
28.	Drew Gibson, Wofford.....	Jr.	25	56	2.24
29.	#Mike Conley Jr., Ohio St.....	Fr.	39	87	2.23
30.	Royce Parran, Chicago St.....	Sr.	29	64	2.21

#entered NBA draft

2007 Division I Individual Game Highs

Points

Rk.	Name, School	Cl.	Opponent	Date	Pts.
1.	Trey Johnson, Jackson St.....	Sr.	UTEP	12/22/2006	49
2.	Bobby Brown, Cal St. Fullerton.....	Sr.	Bethune-Cookman	12/16/2006	47
3.	Al Thornton, Florida St.....	Sr.	Miami (Fla.)	3/3/2007	45
	Reggie Williams, VMI.....	Jr.	Virginia Intermont	11/15/2006	45
5.	Jaycee Carroll, Utah St.....	Jr.	New Mexico St.	2/5/2007	44
	Morris Almond, Rice.....	Sr.	Vanderbilt	1/2/2007	44
7.	Dwayne Jackson, Charleston So... Sr.	VMI	1/13/2007	43	
	Martin Samarco, Bowling Green... Sr.	Buffalo	1/7/2007	43	
	Tony Murphy, Norfolk St.....	Jr.	A&M-Corpus Christi	12/19/2006	43
	David Holston, Chicago St.....	Jr.	St. Bonaventure	11/9/2006	43
11.	Morris Almond, Rice.....	Sr.	Utah	11/25/2006	42
12.	Aleks Maric, Nebraska.....	Jr.	Kansas St.	2/13/2007	41
	Reggie Williams, VMI.....	Jr.	Cornell	12/1/2006	41
	Eugene Myatt, Howard.....	So.	VMI	11/25/2006	41
	Gary Neal, Towson.....	Sr.	Samford	11/16/2006	41
16.	JamesOn Curry, Oklahoma St.....	Jr.	Baylor	3/3/2007	40
	Scottie Reynolds, Villanova.....	Fr.	Connecticut	2/28/2007	40
	Tristan Blackwood, Central Conn. St. Jr.	Robert Morris	2/22/2007	40	
	Alex McLean, Liberty.....	Jr.	VMI	2/21/2007	40
	Larry Blair, Liberty.....	Sr.	Coastal Caro.	2/12/2007	40
	Reggie Williams, VMI.....	Jr.	Liberty	1/27/2007	40
	J.R. Reynolds, Virginia.....	Sr.	Wake Forest	11/21/2007	40
	Reggie Williams, VMI.....	Jr.	High Point	1/10/2007	40
	Sammy Mejia, DePaul.....	Sr.	Northwestern St.	12/29/2006	40
	Michael Jenkins, Winthrop.....	Jr.	North Greenville	11/10/2006	40

Field-Goal Percentage

Minimum 10 made

Rk.	Name, School	Cl.	Opponent	Date	FGM	FGA	FG%
1.	Andrew Strait, Montana.....	Jr.	Northern Ariz.	1/25/2007	11	11	100.0
	Blagoj Janev, New Hampshire.....	Sr.	Vermont	1/9/2007	11	11	100.0
	Anthony Tolliver, Creighton.....	Sr.	Illinois St.	1/1/2007	11	11	100.0
	Vladimir Kuljanin, UNC Wilmington.....	Jr.	Toledo	12/16/2006	11	11	100.0
	Tyler Troupe, Chattanooga.....	So.	King (Tenn.)	12/21/2006	10	10	100.0
	Stephen DuCharme, Utah St.....	Jr.	Drake	11/18/2006	10	10	100.0
	Kyle Visser, Wake Forest.....	Sr.	James Madison	11/11/2006	10	10	100.0
8.	Randall Gulina, Samford.....	Sr.	Tenn. Temple	11/14/2006	14	15	93.3
9.	Longar Longar, Oklahoma.....	Jr.	Chaminade	11/22/2006	12	13	92.3
10.	Antanas Kavaliauskas, Texas A&M.....	Sr.	Missouri	3/3/2007	11	12	91.7
	Boomer Herndon, Belmont.....	Sr.	Kennesaw St.	1/4/2007	11	12	91.7
	James Davis, Lamar.....	Sr.	Louisiana Col.	1/1/2007	11	12	91.7
	Randolph Morris, Kentucky.....	Jr.	North Carolina	12/2/2006	11	12	91.7
	Luke Nevill, Utah.....	So.	Weber St.	11/29/2006	11	12	91.7
	James Hughes, Northern Ill.....	Sr.	Duquesne	11/20/2006	11	12	91.7
16.	John Cantrell, Chicago St.....	Jr.	Centenary (La.)	2/17/2007	10	11	90.9
	Antuane Miller, Stephen F. Austin.....	Sr.	Texas St.	1/25/2007	10	11	90.9
	James Gist, Maryland.....	Jr.	Georgia Tech	1/24/2007	10	11	90.9
	Will Thomas, George Mason.....	Jr.	Northeastern	1/20/2007	10	11	90.9
	Jermaine Griffin, Texas-Arlington.....	Jr.	Northwestern St.	1/6/2007	10	11	90.9
	Jimmy Tobias, Ga. Southern.....	Sr.	Flagler	12/12/2006	10	11	90.9
	David Fisher, New Mexico St.....	Sr.	New Mexico	12/5/2006	10	11	90.9
	Kendall Chones, Colgate.....	Jr.	Harvard	12/2/2006	10	11	90.9
	Sean Denison, Santa Clara.....	Sr.	Nevada	11/25/2006	10	11	90.9
	Jerome Habel, San Diego St.....	Jr.	California	11/18/2006	10	11	90.9

Rk.	Name, School	Cl.	Opponent	Date	FGM	FGA	FG%
	Herbert Hill, Providence.....	Sr.	Fairleigh Dickinson	11/14/2006	10	11	90.9
	Russ Gibson, Campbell.....	Sr.	UNC Pembroke	11/11/2006	10	11	90.9

Three-Point Field Goals Made

Minimum 8 made

Rk.	Name, School	Cl.	Opponent	Date	3FG
1.	Michael Jenkins, Winthrop.....	Jr.	North Greenville	11/10/2006	12
2.	Eric Moore, Buffalo.....	So.	Bowling Green	1/7/2007	11
	Bobby Brown, Cal St. Fullerton.....	Sr.	Bethune-Cookman	12/16/2006	11
4.	Tristan Blackwood, Central Conn. St. Jr.	Robert Morris	2/22/2007	10	
	Andy Wicke, Belmont.....	So.	Gardner-Webb	1/20/2007	10
	Nathan Cranford, Appalachian St... Sr.	Chattanooga	1/6/2007	10	
	Leslie Robinson, Florida A&M.....	Jr.	Albany St. (Ga.)	12/9/2006	10
	Tajuan Porter, Oregon.....	Fr.	Portland St.	11/12/2006	10
	Daryl Cohen, Southeastern La.....	Sr.	McNeese St.	2/1/2006	10
10.	Isaiah Swann, Florida St.....	Jr.	Mississippi St.	3/20/2007	9
	Gary Patterson, IUPUI.....	So.	Oral Roberts	2/22/2007	9
	Derek Stockalper, Cal Poly.....	Sr.	Portland St.	2/17/2007	9
	Jamaal Womack, St. Francis (N.Y.)... Jr.	Robert Morris	2/17/2007	9	
	Derrick Low, Washington St.....	Jr.	Oregon	1/27/2007	9
	Fred Robinson, VMI.....	Sr.	Charleston So.	1/13/2007	9
	Marico Stinson, Indiana St.....	Fr.	Drake	12/30/2006	9
	Ken Tutt, Oral Roberts.....	Sr.	Chattanooga	12/16/2006	9
	Mike Jones, Maryland.....	Sr.	UMKC	12/13/2006	9
	Robert McKiver, Houston.....	Jr.	Prairie View	11/29/2006	9
	Stephen Curry, Davidson.....	Fr.	Colby	11/21/2006	9
	Deonta Vaughn, Cincinnati.....	Fr.	Wofford	11/21/2006	9
	Brandon Chappell, Lamar.....	Sr.	Nicholls St.	2/1/2006	9

Three-Point Field Goal Percentage

Minimum 7 made

Rk.	Name, School	Cl.	Opponent	Date	3FG	3FGA	3FG%
1.	Bryce Taylor, Oregon.....	Jr.	Southern Cal	3/10/2007	7	7	100.0
	Matt Lojeski, Hawaii.....	Sr.	Boise St.	3/3/2007	7	7	100.0
	Jawann McClellan, Arizona... Sr.	New Mexico St.	11/19/2006	7	7	100.0	
4.	Nathan Cranford, Appalachian St. Jr.	Chattanooga	1/6/2007	10	11	90.9	
5.	Marico Stinson, Indiana St... Fr.	Drake	12/30/2006	9	10	90.0	
6.	Levi Stukes, Georgia.....	Sr.	Fresno St.	3/14/2007	8	9	88.9
	Quin Humphrey, Youngstown St. Sr.	Ill.-Chicago	2/3/2007	8	9	88.9	
	Hector Hernandez, Fresno St. Jr.	Cal Poly	12/23/2006	8	9	88.9	
	Jimmy Baron, Rhode Island... So.	Brown	12/5/2006	8	9	88.9	
10.	Andre Smith, George Mason. So.	James Madison	3/2/2007	7	8	87.5	
	Lee Humphrey, Florida.....	Sr.	South Carolina	1/13/2007	7	8	87.5
	Donte Gennie, Ga. Southern... Sr.	Pikeville	1/2/2007	7	8	87.5	
	Mike Schachtner, Green Bay... So.	Chicago St.	12/12/2006	7	8	87.5	
	Adam Viet, UNI.....	Jr.	UMKC	12/9/2006	7	8	87.5
	Corey Lewis, Colorado St..... Sr.	Kansas St.	12/2/2006	7	8	87.5	
	Marchello Vealy, Oral Roberts. So.	Kansas	11/15/2006	7	8	87.5	
	Billy Humphrey, Georgia..... So.	Southern U.	11/10/2006	7	8	87.5	
18.	Bobby Brown, Cal St. Fullerton. Sr.	Beth.-Cookman	12/16/2006	11	13	84.6	
19.	Andy Wicke, Belmont..... So.	Gardner-Webb	2/15/2007	10	12	83.3	
	Tajuan Porter, Oregon..... Fr.	Portland St.	11/12/2006	10	12	83.3	

Free-Throw Percentage

Minimum 12 made

Rk.	Name, School	Cl.	Opponent	Date	FT	FTA	FT%
1.	Jaycee Carroll, Utah St.	Jr.	New Mexico St.	2/5/2007	15	15	100.0
	Josh Mayo, Ill.-Chicago	So.	Loyola (Ill.)	3/2/2007	14	14	100.0
	Anthony Williams, Grambling	Sr.	Jackson St.	2/17/2007	14	14	100.0
	Blake Ahearn, Missouri St.	Sr.	Wichita St.	1/7/2007	14	14	100.0
	Jarrius Jackson, Texas Tech	Sr.	UTEP	11/25/2006	14	14	100.0
	Nate Carter, Oklahoma	Sr.	Texas A&M	1/27/2007	13	13	100.0
	Terrance Calvin, Ark.-Pine Bluff	Fr.	Philander Smith	1/8/2007	13	13	100.0
	Stephen Curry, Davidson	Fr.	Western Mich.	12/30/2006	13	13	100.0
	Chris Lofton, Tennessee	Jr.	East Tenn. St.	12/30/2006	13	13	100.0
	Eddie Ard, Lipscomb	Jr.	Liberty	12/21/2006	13	13	100.0
	Roderick Earls, Tulsa	Jr.	Cal St. Northridge	11/25/2006	13	13	100.0
	A.J. Graves, Butler	Jr.	Loyola (Ill.)	3/3/2007	12	12	100.0
	James Ulrich, Wagner	Jr.	Fairleigh Dickinson	2/24/2007	12	12	100.0
	Wesley Matthews, Marquette	So.	Villanova	2/19/2007	12	12	100.0
	Mike Trimboli, Vermont	So.	Binghamton	2/18/2007	12	12	100.0
	Derek Raivio, Gonzaga	Sr.	Santa Clara	2/12/2007	12	12	100.0
	Jermaine Anderson, New Hampshire	Sr.	Boston U.	2/11/2007	12	12	100.0
	Chuma Awaji, UC Irvine	Jr.	Cal St. Northridge	2/3/2007	12	12	100.0
	Rodney Stuckey, Eastern Wash.	So.	Montana St.	2/1/2007	12	12	100.0
	LeVonn Jordan, Elon	Sr.	Western Caro.	1/22/2007	12	12	100.0
	David Hoskins, Kansas St.	Jr.	Missouri	1/13/2007	12	12	100.0
	Tyrone Bazy, Northern Ariz.	Sr.	Eastern Wash.	1/6/2007	12	12	100.0
	Brandon Bush, Texas St.	So.	Central Ark.	1/6/2007	12	12	100.0
	DaShaun Wood, Wright St.	Sr.	IPFW	1/2/2007	12	12	100.0
	Devin Sweetney, St. Francis (Pa.)	Fr.	Liberty	12/16/2006	12	12	100.0
	Travis Jones, South Carolina St.	Sr.	Coastal Caro.	12/13/2006	12	12	100.0
	Ryan Werch, Green Bay	Jr.	Central Mich.	12/9/2006	12	12	100.0
	Calvin Chitwood, Cal St. Northridge	Jr.	Eastern Wash.	12/3/2006	12	12	100.0
	Rodney Stuckey, Eastern Wash.	So.	Eastern Ore.	11/29/2006	12	12	100.0
	Sean Singletary, Virginia	Jr.	UNC Asheville	11/22/2006	12	12	100.0
	Greg Sprink, Navy	Jr.	Stony Brook	11/19/2006	12	12	100.0
	Leemire Goldwire, Charlotte	Jr.	Hofstra	11/11/2006	12	12	100.0

Rebounds

Rk.	Name, School	Cl.	Opponent	Date	Reb.
1.	Arizona Reid, High Point	Jr.	VMI	2/24/2007	25
2.	Kentrell Gransberry, South Fla.	Jr.	DePaul	3/3/2007	23
	Kevin Durant, Texas	Fr.	Texas Tech	1/31/2007	23
4.	Jason Smith, Colorado St.	Jr.	Wyoming	2/24/2007	22
	Josh Heytvelt, Gonzaga	So.	Pepperdine	2/3/2007	22
	Moses Sonko, Coastal Caro.	Sr.	VMI	2/3/2007	22
	Calvin Henry, Mercer	So.	VMI	12/9/2006	22
	Paul Butorac, Eastern Wash.	Sr.	Lewis-Clark St.	11/18/2006	22
9.	Victor Akinyanju, Quinnipiac	Sr.	Mt. St. Mary's	2/3/2007	21
	Clif Brown, Niagara	Sr.	Binghamton	11/16/2006	21
11.	Terrence Roberts, Syracuse	Sr.	Notre Dame	3/8/2007	20
	Jason Thompson, Rider	Jr.	Manhattan	2/9/2007	20
	Calvin Brown, Norfolk St.	Sr.	Winston-Salem	1/18/2007	20
	Mario Boggan, Oklahoma St.	Sr.	Texas	1/16/2007	20
	Herbert Hill, Providence	Sr.	George Washington	11/26/2006	20

Assists

Rk.	Name, School	Cl.	Opponent	Date	Ast.
1.	Jason Richards, Davidson	Jr.	Mt. St. Mary (N.Y.)	12/15/2006	19
2.	Ryan Evanochko, Green Bay	Sr.	Chicago St.	12/12/2006	16
	Jason Richards, Davidson	Jr.	Colby	11/21/2006	16

Rk.	Name, School	Cl.	Opponent	Date	Ast.
4.	Ishmael Smith, Wake Forest	Fr.	Georgia Tech	3/8/2007	15
	Jared Jordan, Marist	Sr.	Siena	2/24/2007	15
	Darren Collison, UCLA	So.	Arizona	2/17/2007	15
	Acie Law IV, Texas A&M	Sr.	Texas	2/5/2007	15
	Eric Maynor, VCU	So.	Georgia St.	2/3/2007	15
	Charles Richardson Jr., Nebraska	Sr.	Rutgers	12/2/2006	15
	Keenan Jones, Northwestern St.	Sr.	Utah St.	11/10/2006	15
11.	C.C. Williams, Towson	Jr.	Georgia St.	2/10/2007	14
	Trant Simpson, Alabama A&M	Fr.	Ark.-Pine Bluff	2/5/2007	14
	Josh Wilson, Northern Ariz.	So.	Eastern Wash.	1/18/2007	14
	Acie Law IV, Texas A&M	Sr.	Grambling	12/28/2006	14
	Jerrel Green, Morgan St.	Jr.	Coppin St.	12/6/2006	14

Blocked Shots

Rk.	Name, School	Cl.	Opponent	Date	Blk.
1.	Mickell Gladness, Alabama A&M	Jr.	Texas Southern	2/24/2007	16
2.	Joel Anthony, UNLV	Sr.	TCU	2/7/2007	13
	Sean Williams, Boston College	Jr.	Duquesne	12/28/2006	13
4.	Brook Lopez, Stanford	Fr.	Southern California	1/25/2007	12
	Sean Williams, Boston College	Jr.	Providence	11/22/2006	12
6.	Jarrad Henry, Pepperdine	Jr.	Portland	2/5/2007	11
	Stephane Lasme, Massachusetts	Sr.	St. Francis (N.Y.)	11/22/2006	11
8.	Ronald Alexander, Mississippi Val.	Sr.	Jackson St.	2/24/2007	10
	John Bunch, Monmouth	Sr.	St. Francis (N.Y.)	2/3/2007	10
	Dominic McGuire, Fresno St.	Jr.	San Diego	12/30/2006	10
	Brad Kanis, Southern Utah	Jr.	Utah Valley St.	12/22/2006	10
	McHugh Mattis, South Fla.	Sr.	Winston-Salem	12/7/2006	10
	Hasheem Thabeet, Connecticut	Fr.	Texas Southern	12/3/2006	10
14.	Menelik Barbary, San Jose St.	Sr.	Idaho	3/6/2007	9
	Scott VanderMeer, Ill.-Chicago	So.	Cleveland St.	1/27/2007	9
	Mickell Gladness, Alabama A&M	Jr.	Southern U.	1/22/2007	9
	Mickell Gladness, Alabama A&M	Jr.	Alcorn St.	1/20/2007	9
	Mickell Gladness, Alabama A&M	Jr.	Mississippi	12/22/2006	9
	Jermareo Davidson, Alabama	Sr.	Southern Miss.	12/16/2006	9
	Mickell Gladness, Alabama A&M	Jr.	Paul Quinn	11/18/2006	9
	Hasheem Thabeet, Connecticut	Fr.	Fairfield	11/18/2006	9

Steals

Rk.	Name, School	Cl.	Opponent	Date	St.
1.	Travis Holmes, VMI	So.	Bridgewater (Va.)	1/18/2007	11
2.	Ledell Eackles, Campbell	Sr.	UNC Pembroke	11/11/2006	10
3.	D.J. Thompson, Appalachian St.	Sr.	UNC Greensboro	2/22/2007	9
	Kevin Bell, Fresno St.	Jr.	Hawaii	2/1/2007	9
	Chavis Holmes, VMI	So.	Bridgewater (Va.)	1/18/2007	9
	Damian Martin, Loyola Marymount	Jr.	Boise St.	12/19/2006	9
	Darren Collison, UCLA	So.	Long Beach St.	11/28/2006	9
8.	Eryk Thomas, East Tenn. St.	Sr.	Jacksonville	1/15/2007	8
	Travis Holmes, VMI	So.	Charleston So.	1/13/2007	8
	Brandon Johnson, Old Dominion	Jr.	George Mason	1/6/2007	8
	Paul Gause, Seton Hall	So.	St. Mary's (Cal.)	12/2/2006	8
	Tony Lee, Robert Morris	Jr.	Duquesne	12/2/2006	8
	Haron Hargrave, Sacramento St.	Sr.	Illinois St.	11/29/2006	8
	Temi Soyebo, UNC Wilmington	Sr.	Colorado	11/29/2006	8
	Ledell Eackles, Campbell	Sr.	Appalachian St.	11/27/2006	8
	Carlos Medlock, Eastern Mich.	So.	Davidson	11/10/2006	8
	Mike Robinson, Eastern Ill.	So.	La.-Monroe	11/10/2006	8

2007 Division I Team Leaders

Won-Lost Percentage

Rk.	Name	W	L	Pct.
1.	Ohio St.....	35	4	89.7
2.	Memphis.....	33	4	89.2
3.	Florida.....	35	5	87.5
4.	Kansas.....	33	5	86.8
5.	UCLA.....	30	5	85.7
6.	Nevada.....	29	5	85.3
	Winthrop.....	29	5	85.3
	Davidson.....	29	5	85.3
9.	Wisconsin.....	30	6	83.3
10.	North Carolina.....	31	7	81.6
11.	UNLV.....	30	7	81.1
	Georgetown.....	30	7	81.1
13.	Butler.....	29	7	80.6
	Southern Ill.....	29	7	80.6
15.	VCU.....	28	7	80.0
16.	Texas A&M.....	27	7	79.4
17.	Akron.....	26	7	78.8
	A&M-Corpus Christi.....	26	7	78.8
19.	Pittsburgh.....	29	8	78.4
	Oregon.....	29	8	78.4
21.	Washington St.....	26	8	76.5
22.	Vermont.....	25	8	75.8
	Appalachian St.....	25	8	75.8
24.	West Virginia.....	27	9	75.0
	Long Beach St.....	24	8	75.0
	Notre Dame.....	24	8	75.0
27.	Air Force.....	26	9	74.3
28.	BYU.....	25	9	73.5
	Holy Cross.....	25	9	73.5
	Xavier.....	25	9	73.5
	Maryland.....	25	9	73.5
	New Mexico St.....	25	9	73.5
	Marist.....	25	9	73.5

Scoring Offense

Rk.	School	G	W-L	Pts.	Avg.
1.	VMI.....	33	14-19	3,331	100.9
2.	North Carolina.....	38	31-7	3,258	85.7
3.	Eastern Wash.....	29	15-14	2,443	84.2
4.	Northern Ariz.....	30	18-12	2,490	83.0
5.	Cal St. Fullerton.....	30	20-10	2,462	82.1
6.	Texas.....	35	25-10	2,860	81.7
7.	Davidson.....	34	29-5	2,765	81.3
8.	Notre Dame.....	32	24-8	2,592	81.0
9.	Tennessee.....	35	24-11	2,831	80.9
10.	Long Beach St.....	32	24-8	2,575	80.5
11.	Florida.....	40	35-5	3,193	79.8
12.	A&M-Corpus Christi.....	33	26-7	2,615	79.2
13.	Maryland.....	34	25-9	2,685	79.0
14.	Memphis.....	37	33-4	2,918	78.9
15.	Northwestern St.....	32	17-15	2,523	78.8
16.	Georgia Tech.....	32	20-12	2,515	78.6
17.	Sacred Heart.....	32	18-14	2,513	78.5
18.	Campbell.....	31	14-17	2,433	78.5
19.	Gonzaga.....	34	23-11	2,668	78.5
20.	Kansas.....	38	33-5	2,978	78.4
21.	Duquesne.....	29	10-19	2,271	78.3
22.	Portland St.....	32	19-13	2,503	78.2
23.	Western Ky.....	33	22-11	2,580	78.2
24.	BYU.....	34	25-9	2,654	78.1
25.	New Mexico St.....	34	25-9	2,652	78.0
26.	Arizona.....	31	20-11	2,417	78.0
27.	Missouri.....	30	18-12	2,328	77.6
28.	Texas St.....	29	9-20	2,249	77.6
29.	Nevada.....	34	29-5	2,632	77.4
30.	Sam Houston St.....	31	21-10	2,397	77.3
31.	Massachusetts.....	33	24-9	2,551	77.3

Scoring Defense

Rk.	School	G	W-L	Opp. Pts.	Opp. Avg.
1.	Princeton.....	28	11-17	1,493	53.3
2.	Air Force.....	35	26-9	1,960	56.0
3.	Southern Ill.....	36	29-7	2,023	56.2
4.	Illinois.....	35	23-12	1,997	57.1
5.	Butler.....	36	29-7	2,056	57.1
6.	Michigan St.....	35	23-12	2,001	57.2
7.	Miami (Ohio).....	33	18-15	1,895	57.4
8.	Holy Cross.....	34	25-9	1,954	57.5
9.	Bucknell.....	31	22-9	1,791	57.8
10.	Wisconsin.....	36	30-6	2,083	57.9
11.	Georgetown.....	37	30-7	2,146	58.0
12.	Northwestern.....	31	13-18	1,821	58.7
13.	Delaware St.....	34	21-13	1,998	58.8
14.	George Mason.....	33	18-15	1,951	59.1
15.	Texas A&M.....	34	27-7	2,021	59.4
16.	UCLA.....	35	30-5	2,081	59.5
17.	Washington St.....	34	26-8	2,024	59.5
18.	Oklahoma.....	31	16-15	1,848	59.6
19.	Boston U.....	30	12-18	1,801	60.0
20.	Samford.....	32	16-16	1,934	60.4
21.	Michigan.....	35	22-13	2,116	60.5
22.	Drexel.....	32	23-9	1,939	60.6
23.	Creighton.....	33	22-11	2,011	60.9
24.	Akron.....	33	26-7	2,014	61.0
25.	Army.....	31	15-16	1,892	61.0
26.	Colgate.....	29	10-19	1,771	61.1
27.	Winthrop.....	34	29-5	2,088	61.4
28.	Kansas.....	38	33-5	2,344	61.7
29.	Indiana.....	32	21-11	1,976	61.8
30.	Arizona St.....	30	8-22	1,853	61.8

Scoring Margin

Rk.	School	W-L	Pts.	Avg.	Opp. Pts.	Opp. Avg.	Pt. Mar.
1.	Florida.....	35-5	3,193	79.8	2,504	62.6	17.2
2.	North Carolina.....	31-7	3,258	85.7	2,608	68.6	17.1
3.	Kansas.....	33-5	2,978	78.4	2,344	61.7	16.7
4.	Texas A&M.....	27-7	2,570	75.6	2,021	59.4	16.1
5.	Memphis.....	33-4	2,918	78.9	2,333	63.1	15.8
6.	Akron.....	26-7	2,485	75.3	2,014	61	14.3
7.	Winthrop.....	29-5	2,545	74.9	2,088	61.4	13.4
8.	Notre Dame.....	24-8	2,592	81	2,176	68	13.0
9.	Air Force.....	26-9	2,414	69	1,960	56	13.0
10.	Davidson.....	29-5	2,765	81.3	2,336	68.7	12.6
11.	Ohio St.....	35-4	2,905	74.5	2,417	62	12.5
12.	Wisconsin.....	30-6	2,527	70.2	2,083	57.9	12.3
13.	UCLA.....	30-5	2,503	71.5	2,081	59.5	12.1
14.	Maryland.....	25-9	2,685	79	2,295	67.5	11.5
15.	Georgetown.....	30-7	2,555	69.1	2,146	58	11.1
16.	Xavier.....	25-9	2,595	76.3	2,228	65.5	10.8
17.	Butler.....	29-7	2,434	67.6	2,056	57.1	10.5
18.	West Virginia.....	27-9	2,610	72.5	2,245	62.4	10.1
19.	Nevada.....	29-5	2,632	77.4	2,296	67.5	9.9
20.	Oregon.....	29-8	2,807	75.9	2,450	66.2	9.6
21.	Texas.....	25-10	2,860	81.7	2,528	72.2	9.5
22.	A&M-Corpus Christi.....	26-7	2,615	79.2	2,302	69.8	9.5
23.	VCU.....	28-7	2,626	75	2,298	65.7	9.4
24.	Georgia Tech.....	20-12	2,515	78.6	2,222	69.4	9.2
25.	BYU.....	25-9	2,654	78.1	2,347	69	9.0
26.	Missouri St.....	22-11	2,439	73.9	2,150	65.2	8.8
27.	Sam Houston St.....	21-10	2,397	77.3	2,126	68.6	8.7
28.	Massachusetts.....	24-9	2,551	77.3	2,270	68.8	8.5
29.	Louisville.....	24-10	2,433	71.6	2,144	63.1	8.5
30.	Pittsburgh.....	29-8	2,637	71.3	2,324	62.8	8.5

Field-Goal Percentage

Rk.	School	G	W-L	FGM	FGA	FG%
1.	Florida	40	35-5	1,125	2,138	52.6
2.	A&M-Corpus Christi	33	26-7	912	1,747	52.2
3.	Georgetown	37	30-7	923	1,826	50.5
4.	North Carolina	38	31-7	1,187	2,379	49.9
5.	Texas A&M	34	27-7	908	1,823	49.8
6.	Eastern Wash.	29	15-14	846	1,708	49.5
7.	Northern Ariz.	30	18-12	873	1,766	49.4
8.	Kansas	38	33-5	1,106	2,241	49.4
9.	North Carolina St.	36	20-16	908	1,849	49.1
10.	BYU	34	25-9	972	1,981	49.1
11.	Air Force	35	26-9	815	1,662	49.0
12.	Georgia Tech	32	20-12	935	1,909	49.0
13.	Weber St.	32	20-12	772	1,579	48.9
14.	Fla. Atlantic	31	16-15	834	1,706	48.9
15.	Penn.	31	22-9	836	1,712	48.8
16.	Colorado St.	30	17-13	768	1,573	48.8
17.	Utah	30	11-19	713	1,470	48.5
18.	Akron	33	26-7	900	1,857	48.5
19.	Providence	31	18-13	868	1,793	48.4
20.	Nevada	34	29-5	949	1,961	48.4
21.	Gonzaga	34	23-11	933	1,932	48.3
22.	Western Ky.	33	22-11	909	1,887	48.2
23.	Florida St.	35	22-13	936	1,947	48.1
24.	Liberty	31	14-17	895	1,862	48.1
25.	Sacred Heart	32	18-14	914	1,903	48.0
26.	UCLA	35	30-5	923	1,922	48.0
27.	New Mexico St.	34	25-9	906	1,890	47.9
28.	Appalachian St.	33	25-8	914	1,909	47.9
29.	Arizona	31	20-11	846	1,770	47.8
30.	Maryland	34	25-9	971	2,032	47.8
31.	Boston College	33	21-12	842	1,763	47.8

Field-Goal Percentage Defense

Rk.	School	G	W-L	Opp. FG	Opp. FGA	Opp. FG%
1.	Connecticut	31	17-14	677	1,824	37.1
2.	Texas A&M	34	27-7	672	1,793	37.5
3.	Syracuse	35	24-11	834	2,223	37.5
4.	Kansas	38	33-5	804	2,136	37.6
5.	Georgetown	37	30-7	742	1,935	38.3
6.	Michigan St.	35	23-12	671	1,746	38.4
7.	Fresno St.	32	22-10	792	2,058	38.5
8.	Maryland	34	25-9	823	2,117	38.9
9.	Tulsa	31	20-11	649	1,667	38.9
10.	Alabama A&M	30	39-375	707	1,814	39.0
11.	Southern California	37	25-12	849	2,178	39.0
12.	Memphis	37	33-4	785	2,013	39.0
13.	Tulane	30	17-13	695	1,774	39.2
14.	Belmont	33	23-10	746	1,904	39.2
15.	Ark.-Pine Bluff	31	39-435	695	1,765	39.4
16.	Hawaii	31	18-13	727	1,828	39.8
17.	Santa Clara	31	21-10	667	1,676	39.8
18.	Gonzaga	34	23-11	801	2,010	39.9
19.	East Tenn. St.	34	24-10	793	1,988	39.9
20.	Mississippi Val.	34	18-16	768	1,913	40.1
21.	Illinois	35	23-12	693	1,726	40.2
22.	Akron	33	26-7	717	1,785	40.2
23.	Drexel	32	23-9	674	1,677	40.2
24.	Southern Miss.	31	20-11	640	1,591	40.2
25.	Louisville	34	24-10	714	1,774	40.2
26.	Mississippi St.	35	21-14	856	2,125	40.3
27.	American	30	16-14	629	1,561	40.3
28.	Ohio St.	39	35-4	903	2,237	40.4
29.	Washington St.	34	26-8	709	1,754	40.4
30.	LSU	32	17-15	732	1,810	40.4

Three-Point Field Goals Made Per Game

Rk.	School	G	W-L	3FG	3PG
1.	VMI	33	14-19	442	13.4
2.	West Virginia	36	27-9	371	10.3
3.	Houston	33	18-15	330	10.0
4.	Bradley	35	22-13	349	10.0
5.	Wofford	30	10-20	297	9.9
6.	Pepperdine	31	8-23	303	9.8

Rk.	School	G	W-L	3FG	3PG
7.	Davidson	34	29-5	328	9.6
8.	Fresno St.	32	22-10	303	9.5
9.	Oregon	37	29-8	350	9.5
10.	New Mexico	32	15-17	299	9.3
11.	Tennessee	35	24-11	327	9.3
12.	Cal Poly	30	19-11	280	9.3
13.	Vanderbilt	34	22-12	317	9.3
14.	Troy	30	13-17	279	9.3
15.	Marist	34	25-9	312	9.2
16.	Air Force	35	26-9	316	9.0
17.	Notre Dame	32	24-8	287	9.0
18.	La.-Monroe	32	18-14	287	9.0
19.	Nicholls St.	30	8-22	269	9.0
20.	Butler	36	29-7	321	8.9
21.	Texas	35	25-10	308	8.8
22.	Belmont	33	23-10	288	8.7
23.	Charlotte	30	14-16	261	8.7
24.	Navy	30	14-16	260	8.7
25.	Lafayette	30	9-21	256	8.5
26.	Long Beach St.	32	24-8	273	8.5
27.	South Ala.	32	20-12	272	8.5
28.	Sam Houston St.	31	21-10	263	8.5
29.	Texas St.	29	9-20	244	8.4
30.	UMKC	32	12-20	267	8.3
31.	Lamar	32	15-17	266	8.3

Three-Point Field-Goal Percentage

Minimum 5 made per game

Rk.	School	G	W-L	3FG	3FGA	3FG%
1.	Northern Ariz.	30	18-12	229	537	42.6
2.	Texas A&M	34	27-7	215	510	42.2
3.	Bradley	35	22-13	349	831	42.0
4.	New Orleans	31	14-17	225	542	41.5
5.	BYU	34	25-9	256	617	41.5
6.	Utah	30	11-19	217	524	41.4
7.	Hofstra	32	22-10	256	621	41.2
8.	Texas Tech	34	21-13	208	505	41.2
9.	Florida	40	35-5	297	727	40.9
10.	Nevada	34	29-5	253	623	40.6
11.	Western Ky.	33	22-11	263	651	40.4
12.	Columbia	28	16-12	200	497	40.2
13.	A&M-Corpus Christi	33	26-7	192	478	40.2
14.	VCU	35	28-7	244	609	40.1
15.	Air Force	35	26-9	316	789	40.1
16.	Evansville	31	14-17	228	573	39.8
17.	Arkansas St.	33	18-15	241	608	39.6
18.	Cornell	28	16-12	198	500	39.6
19.	Southern California	37	25-12	207	523	39.6
20.	Kansas	38	33-5	231	584	39.6
21.	Army	31	15-16	187	473	39.5
22.	Weber St.	32	20-12	180	456	39.5
23.	Gonzaga	34	23-11	230	583	39.5
24.	UCF	31	22-9	239	606	39.4
25.	Cal Poly	30	19-11	280	713	39.3
26.	Akron	33	26-7	245	624	39.3
27.	Missouri St.	33	22-11	243	622	39.1
28.	Rhode Island	33	19-14	248	635	39.1
29.	Notre Dame	32	24-8	287	735	39.0
30.	Xavier	34	25-9	269	689	39.0
31.	Oregon	37	29-8	350	897	39.0

Free-Throw Percentage

Rk.	School	G	W-L	FT	FTA	FT%
1.	Villanova	33	22-11	594	761	78.1
2.	Utah St.	35	23-12	492	631	78.0
3.	California	33	16-17	400	520	76.9
4.	Oakland	33	19-14	546	711	76.8
5.	Oregon	37	29-8	531	698	76.1
6.	Green Bay	33	18-15	530	697	76.0
7.	Butler	36	29-7	553	728	76.0
8.	Harvard	28	12-16	497	655	75.9
9.	Florida St.	35	22-13	498	657	75.8
10.	Robert Morris	28	17-11	369	487	75.8
11.	Nevada	34	29-5	481	636	75.6
12.	Air Force	35	26-9	468	620	75.5
13.	IUPUI	30	15-15	464	615	75.4
14.	Seton Hall	29	13-16	450	597	75.4

Rk.	School	G	W-L	FT	FTA	FT%
15.	Creighton	33	22-11	535	710	75.4
16.	Davidson	34	29-5	499	663	75.3
17.	Nicholls St.	30	8-22	391	520	75.2
18.	Gonzaga	34	23-11	572	762	75.1
19.	Cornell	28	16-12	376	501	75.0
20.	Arizona	31	20-11	553	737	75.0
21.	Navy	30	14-16	358	479	74.7
22.	Iowa	31	17-14	448	602	74.4
23.	Notre Dame	32	24-8	567	763	74.3
24.	Duquesne	29	10-19	422	568	74.3
25.	Virginia	32	21-11	582	784	74.2
26.	Northern Ariz.	30	18-12	515	694	74.2
27.	Brown	29	11-18	477	643	74.2
28.	Xavier	34	25-9	628	847	74.1
29.	UMKC	32	12-20	413	558	74.0
30.	Delaware St.	34	21-13	390	527	74.0
31.	Utah	30	11-19	432	584	74.0

Rebound Margin

Rk.	School	W-L	Reb.	Avg.	Opp Reb.	Opp Avg.	Reb. Mar.
1.	Vermont	25-8	1,344	40.7	1,027	31.1	9.6
2.	Washington	19-13	1,225	38.3	938	29.3	9.0
3.	North Carolina	31-7	1,551	40.8	1,227	32.3	8.5
4.	Florida	35-5	1,504	37.6	1,164	29.1	8.5
5.	Massachusetts	24-9	1,334	40.4	1,081	32.8	7.7
6.	Southern Miss.	20-11	1,196	38.6	972	31.4	7.2
7.	Tulsa	20-11	1,230	39.7	1,007	32.5	7.2
8.	Michigan St.	23-12	1,217	34.8	972	27.8	7.0
9.	Cal St. Northridge	14-17	1,204	38.8	991	32.0	6.9
10.	Kansas	33-5	1,507	39.7	1,254	33.0	6.7
11.	Winthrop	29-5	1,279	37.6	1,053	31.0	6.6
12.	Connecticut	17-14	1,311	42.3	1,106	35.7	6.6
	Buffalo	12-19	1,186	38.3	981	31.6	6.6
14.	Davidson	29-5	1,378	40.5	1,156	34.0	6.5
15.	Nevada	29-5	1,300	38.2	1,080	31.8	6.5
16.	A&M-Corpus Christi	26-7	1,173	35.5	964	29.2	6.3
17.	Providence	18-13	1,158	37.4	964	31.1	6.3
18.	BYU	25-9	1,273	37.4	1,063	31.3	6.2
19.	Michigan	22-13	1,231	35.2	1,020	29.1	6.0
20.	Stanford	18-13	1,193	38.5	1,009	32.5	5.9
21.	Georgia Tech	20-12	1,166	36.4	982	30.7	5.8
22.	Georgia	19-14	1,250	37.9	1,063	32.2	5.7
23.	Arizona	20-11	1,158	37.4	984	31.7	5.6
24.	LSU	17-15	1,205	37.7	1,026	32.1	5.6
25.	North Texas	23-11	1,356	39.9	1,167	34.3	5.6
26.	Colorado St.	17-13	1,056	35.2	890	29.7	5.5
27.	Georgetown	30-7	1,250	33.8	1,050	28.4	5.4
28.	Memphis	33-4	1,468	39.7	1,272	34.4	5.3
29.	Illinois	23-12	1,231	35.2	1,049	30.0	5.2
30.	Santa Clara	21-10	1,121	36.2	961	31.0	5.2

Assists Per Game

Rk.	School	G	W-L	Ast.	Avg.
1.	VMI	33	14-19	681	20.6
2.	Sam Houston St.	31	21-10	596	19.2
3.	North Carolina	38	31-7	696	18.3
4.	Northern Ariz.	30	18-12	544	18.1
5.	A&M-Corpus Christi	33	26-7	595	18.0
6.	Eastern Wash.	29	15-14	514	17.7
7.	West Virginia	36	27-9	633	17.6
8.	Pittsburgh	37	29-8	647	17.5
9.	Hawaii	31	18-13	539	17.4
	Penn	31	22-9	539	17.4
11.	Texas A&M	34	27-7	591	17.4
12.	Lamar	32	15-17	554	17.3
13.	Cal St. Fullerton	30	20-10	519	17.3
14.	Maryland	34	25-9	587	17.3
15.	Notre Dame	32	24-8	552	17.3
16.	Kansas	38	33-5	651	17.1
17.	Vanderbilt	34	22-12	578	17.0
18.	Northwestern St.	32	17-15	539	16.8
19.	Nevada	34	29-5	569	16.7
20.	Winthrop	34	29-5	567	16.7
21.	Auburn	32	17-15	532	16.6
22.	Coastal Caro.	30	15-15	497	16.6
23.	High Point	32	22-10	530	16.6

Rk.	School	G	W-L	Ast.	Avg.
24.	Providence	31	18-13	513	16.5
25.	Arizona	31	20-11	511	16.5
26.	Davidson	34	29-5	559	16.4
27.	Missouri St.	33	22-11	542	16.4
28.	Campbell	31	14-17	509	16.4
29.	Robert Morris	28	17-11	452	16.1
30.	Duquesne	29	10-19	465	16.0
31.	Michigan St.	35	23-12	560	16.0

Blocked Shots Per Game

Rk.	School	G	W-L	Blk.	Avg.
1.	Connecticut	31	17-14	264	8.5
2.	Alabama A&M	30	10-20	236	7.9
3.	Massachusetts	33	24-9	246	7.5
4.	Syracuse	35	24-11	250	7.1
5.	Maryland	34	25-9	233	6.9
6.	Kansas	38	33-5	246	6.5
7.	Fresno St.	32	22-10	206	6.4
8.	Mississippi St.	35	21-14	222	6.3
9.	Arkansas	35	21-14	221	6.3
10.	Tulane	30	17-13	188	6.3
11.	Stanford	31	18-13	184	5.9
12.	Memphis	37	33-4	217	5.9
13.	Boston College	33	21-12	191	5.8
14.	Michigan	35	22-13	200	5.7
15.	Texas	35	25-10	197	5.6
16.	Ohio St.	39	35-4	218	5.6
17.	Tulsa	31	20-11	169	5.5
18.	St. Mary's (Cal.)	32	17-15	172	5.4
19.	UNLV	37	30-7	197	5.3
20.	Alabama	32	20-12	170	5.3
21.	Clemson	36	25-11	191	5.3
22.	Georgetown	37	30-7	189	5.1
23.	Monmouth	30	12-18	153	5.1
24.	Ill.-Chicago	32	14-18	162	5.1
25.	South Fla.	30	12-18	150	5.0
26.	Drexel	32	23-9	159	5.0
27.	Hawaii	31	18-13	154	5.0
28.	McNeese St.	32	15-17	158	4.9
29.	Minnesota	31	9-22	152	4.9
30.	Florida	40	35-5	194	4.9

Steals Per Game

Rk.	School	G	W-L	St.	Avg.
1.	VMI	33	14-19	490	14.8
2.	Sacramento St.	29	10-19	320	11.0
3.	Seton Hall	29	13-16	299	10.3
4.	Northwestern St.	32	17-15	326	10.2
5.	Missouri	30	18-12	302	10.1
6.	East Tenn. St.	34	24-10	338	9.9
7.	Georgia Tech	32	20-12	316	9.9
8.	Campbell	31	14-17	300	9.7
9.	Tennessee	35	24-11	336	9.6
10.	Prairie View	30	8-22	286	9.5
11.	Holy Cross	34	25-9	324	9.5
12.	Clemson	36	25-11	342	9.5
13.	Sacred Heart	32	18-14	302	9.4
14.	Memphis	37	33-4	344	9.3
15.	Toledo	32	19-13	297	9.3
16.	Coastal Caro.	30	15-15	277	9.2
17.	Kansas	38	33-5	350	9.2
18.	Hampton	31	15-16	285	9.2
19.	Pepperdine	31	8-23	283	9.1
20.	George Washington	32	23-9	292	9.1
21.	Radford	30	8-22	270	9.0
22.	Cal St. Northridge	31	14-17	278	9.0
23.	Georgia	33	19-14	293	8.9
24.	Texas St.	29	9-20	256	8.8
25.	Jacksonville	29	15-14	252	8.7
26.	Marquette	34	24-10	295	8.7
27.	Appalachian St.	33	25-8	285	8.6
28.	Penn	31	22-9	263	8.5
29.	Hartford	31	13-18	263	8.5
30.	Notre Dame	32	24-8	271	8.5

Turnovers Per Game

Rk.	School	G	W-L	TO	Avg.
1.	Butler.....	36	29-7	341	9.5
2.	Air Force.....	35	26-9	359	10.3
3.	Samford.....	32	16-16	334	10.4
4.	Washington St.....	34	26-8	355	10.4
5.	Northwestern.....	31	13-18	338	10.9
6.	Virginia Tech.....	34	22-12	371	10.9
7.	UNLV.....	37	30-7	410	11.1
8.	South Carolina.....	30	14-16	337	11.2
9.	VCU.....	35	28-7	394	11.3
10.	West Virginia.....	36	27-9	406	11.3
11.	Wisconsin.....	36	30-6	407	11.3
12.	Ohio St.....	39	35-4	443	11.4
13.	Bradley.....	35	22-13	399	11.4
14.	Hofstra.....	32	22-10	368	11.5
15.	UMKC.....	32	12-20	371	11.6
16.	Houston.....	33	18-15	383	11.6
17.	Texas Tech.....	34	21-13	396	11.6
18.	California.....	33	16-17	385	11.7
	Green Bay.....	33	18-15	385	11.7
20.	DePaul.....	34	20-14	397	11.7
21.	Lipscomb.....	31	18-13	369	11.9
22.	Pittsburgh.....	37	29-8	441	11.9
23.	New Orleans.....	31	14-17	370	11.9
24.	Mississippi.....	34	21-13	409	12
25.	Wichita St.....	31	17-14	373	12
26.	Wright St.....	33	23-10	400	12.1
27.	Delaware St.....	34	21-13	413	12.1
28.	Wofford.....	30	10-20	365	12.2
29.	Seton Hall.....	29	13-16	353	12.2
30.	Texas A&M.....	34	27-7	415	12.2

Personal Fouls Per Game

Rk.	School	G	W-L	PF	Avg.	DQ
1.	Eastern Ky.....	33	21-12	449	13.6	9
2.	Ohio St.....	39	35-4	534	13.7	4
3.	Arizona.....	31	20-11	425	13.7	8
4.	Alabama.....	32	20-12	460	14.4	11
5.	Samford.....	32	16-16	467	14.6	14
6.	George Mason.....	33	18-15	491	14.9	1
7.	Northwestern.....	31	13-18	462	14.9	6
8.	South Carolina.....	30	14-16	448	14.9	11
9.	Air Force.....	35	26-9	526	15	7
10.	Northeastern.....	32	13-19	483	15.1	11
11.	West Virginia.....	36	27-9	544	15.1	6
12.	San Diego St.....	33	22-11	501	15.2	8
13.	Boston College.....	33	21-12	505	15.3	10
14.	Wisconsin.....	36	30-6	551	15.3	2
15.	LSU.....	32	17-15	493	15.4	6
16.	Troy.....	30	13-17	466	15.5	10
17.	Col. of Charleston.....	33	22-11	516	15.6	12
18.	Florida.....	40	35-5	626	15.7	6
19.	Delaware St.....	34	21-13	539	15.9	7
20.	North Carolina St.....	36	20-16	572	15.9	11
21.	Youngstown St.....	31	14-17	496	16	6
	Central Conn. St.....	34	22-12	544	16	7
23.	Ohio.....	32	19-13	513	16	11
24.	Kentucky.....	34	22-12	547	16.1	4
25.	Washington St.....	34	26-8	549	16.1	9
26.	Fresno St.....	32	22-10	519	16.2	11
27.	UCLA.....	35	30-5	569	16.3	9
28.	Penn St.....	30	11-19	488	16.3	6
29.	UC Santa Barb.....	29	18-11	472	16.3	12
30.	DePaul.....	34	20-14	555	16.3	8

2007 Division I Team Game Highs

Points

Rk.	School	Opponent	Date	Pts.	Opp Pts.
1.	Cal St. Northridge	Redlands	11/15/06	159	97
2.	VMI	Virginia Intermont	11/15/06	156	95
3.	VMI	Southern Va.	11/20/06	144	127
4.	VMI	Lees-McRae	12/6/06	135	75
5.	Oklahoma St.	Southwestern Okla.	1/2/07	129	77
	Penn St.	VMI	12/30/06	129	111
7.	VMI	Bridgewater (Va.)	1/18/07	125	95
8.	Liberty	VMI	1/27/07	122	117
9.	Tennessee	Long Beach St.	3/16/07	121	86
10.	San Diego St.	Campbell	12/12/06	119	82
11.	Liberty	VMI	2/21/07	118	108
	Rice	Paul Quinn	11/11/06	118	66
13.	VMI	Liberty	1/27/07	117	122
	Western Caro.	Toccoa Falls	11/27/06	117	58
15.	VMI	Charleston So.	1/13/07	116	83
	Davidson	Mt. St. Mary (N.Y.)	12/15/06	116	55
	Howard	VMI	11/25/06	116	111
	Oregon	Portland St.	11/12/06	116	68
	Ga. Southern	UC Davis	11/12/06	116	73
20.	High Point	VMI	1/10/07	115	104
21.	Wake Forest	Georgia Tech	3/8/07	114	112
	Radford	VMI	2/14/07	114	107
23.	Citadel	Atlanta Christian	12/30/06	113	59
	Southern Miss.	Spring Hill	11/22/06	113	57
25.	Florida	Jackson St.	3/16/07	112	69
	Georgia Tech	Wake Forest	3/8/07	112	114
27.	VMI	Penn St.	12/30/06	111	126
	VMI	Howard	11/25/06	111	116
	Memphis	Jackson St.	11/16/06	111	69
30.	Eastern Wash.	Cal St. Fullerton	11/27/06	110	100
	Tennessee Tech	Bluefield Col.	11/13/06	110	69
	Texas-Arlington	Texas St.	2/3/06	110	103

Field-Goal Percentage

Rk.	School	Opponent	Date	FGM	FGA	FG%
1.	Ohio	Bellarmino	12/9/06	32	44	72.7
2.	Long Island	Old Westbury	11/25/06	42	58	72.4
3.	Richmond	Longwood	11/20/06	28	39	71.8
4.	Rice	Paul Quinn	11/11/06	43	60	71.7
5.	Cal St. Northridge	Redlands	11/15/06	62	87	71.3
6.	Utah	Air Force	1/16/07	29	41	70.7
7.	Howard	VMI	11/25/06	46	66	69.7
	Evansville	Samford	2/17/07	23	33	69.7
9.	San Diego St.	Campbell	12/12/06	48	69	69.6
10.	Boston College	Hartford	1/31/07	33	48	68.8
11.	Duke	Miami (Fla.)	1/14/07	28	41	68.3
12.	Oklahoma St.	Fla. Atlantic	11/10/06	36	53	67.9
13.	Alabama	Alabama St.	12/9/06	38	56	67.9
14.	Nebraska	Creighton	11/18/06	25	37	67.6
15.	Valparaiso	Chicago St.	2/5/07	33	49	67.3
	Weber St.	Eastern Wash.	1/27/07	33	49	67.3
17.	Long Beach St.	UC Davis	2/24/07	42	63	66.7
	New Mexico St.	New Mexico	12/5/06	38	57	66.7
	Wake Forest	Gardner-Webb	12/19/06	36	54	66.7
	DePaul	Rhode Island	12/16/06	34	51	66.7
	North Carolina St.	Virginia Tech	2/18/07	32	48	66.7
	Gonzaga	San Diego	1/29/07	32	48	66.7
	Northern Ariz.	Sacramento St.	1/13/07	32	48	66.7
	Louisiana Tech	Utah St.	2/24/07	30	45	66.7
	Weber St.	Sacramento St.	1/11/07	30	45	66.7

Three-Point Field Goals Made

Rk.	School	Opponent	Date	3FG
1.	VMI	Lees-McRae	12/6/06	22
2.	VMI	Charleston So.	1/13/07	21

Rk.	School	Opponent	Date	3FG
	VMI	Virginia Intermont	11/15/06	21
	Pepperdine	Nicholls St.	11/14/06	21
	Nicholls St.	A&M-Corpus Christi	2/8/06	21
6.	Nicholls St.	Lamar	3/1/07	20
	Butler	Cleveland St.	2/8/07	20
	Bradley	Florida A&M	11/21/06	20
	VMI	Southern Va.	11/20/06	20
10.	VMI	Bridgewater (Va.)	1/18/07	19
	VMI	Penn St.	12/30/06	19
	VMI	Jacksonville St.	12/2/06	19
	VMI	Howard	11/25/06	19
	Davidson	Colby	11/21/06	19
15.	Fresno St.	Georgia	3/14/07	18
	Wofford	West Va. Wesleyan	1/3/07	18
	Virginia	Gonzaga	1/3/07	18
	Citadel	Atlanta Christian	12/30/06	18
	Houston	Rhode Island	11/13/06	18
20.	West Virginia	Providence	3/7/07	17
	New Mexico	Utah	2/24/07	17
	Marist	Siena	2/24/07	17
	Howard	Florida A&M	2/19/07	17
	Belmont	Gardner-Webb	2/15/07	17
	Appalachian St.	Citadel	1/27/07	17
	Long Beach St.	UC Santa Barb.	1/4/07	17
	Indiana St.	Drake	12/30/06	17
	Maryland	UMKC	12/13/06	17
	West Virginia	Duquesne	12/9/06	17
	Cincinnati	Wofford	11/21/06	17
	Washington	Nicholls St.	11/13/06	17
	Oregon	Portland St.	11/12/06	17
	Winthrop	North Greenville	11/10/06	17

Three-Point Field-Goal Percentage

Minimum 10 made

Rk.	School	Opponent	Date	3FG	3FGA	3FG%
1.	Youngstown St.	Ill.-Chicago	2/3/07	14	18	77.8
2.	New Mexico St.	Boise St.	3/9/07	10	13	76.9
3.	Valparaiso	Western Ill.	1/18/07	12	16	75.0
	Texas A&M	Idaho St.	11/25/06	12	16	75.0
	St. Louis	Louisiana Tech	11/17/06	12	16	75.0
6.	North Carolina St.	Virginia Tech	2/18/07	11	15	73.3
	UNI	Southern Ill.	1/23/07	11	15	73.3
	Northern Ariz.	Sacramento St.	1/13/07	11	15	73.3
	Southern Utah	Tex. A&M Int'l	12/16/06	11	15	73.3
10.	Oral Roberts	IUPUI	2/22/07	10	14	71.4
	Nevada	St. Mary's (Cal.)	12/12/06	10	14	71.4
12.	Youngstown St.	Slippery Rock	11/19/06	12	17	70.6
13.	Wake Forest	Georgia Tech	3/8/07	16	23	69.6
14.	Citadel	Atlanta Christian	12/30/06	18	26	69.2
15.	Citadel	Wofford	1/6/07	11	16	68.8
	Richmond	Longwood	11/20/06	11	16	68.8
17.	BYU	UNLV	2/3/07	15	22	68.2
18.	West Virginia	Rutgers	1/31/07	14	21	66.7
	Baylor	Oklahoma St.	3/3/07	12	18	66.7
	Rhode Island	Brown	12/5/06	12	18	66.7
	Texas Tech	Ark.-Little Rock	11/14/06	12	18	66.7
	Oakland	Western Ill.	3/3/07	10	15	66.7
	Virginia Tech	UNC Greensboro	1/10/07	10	15	66.7
	Wake Forest	Gardner-Webb	12/19/06	10	15	66.7
	BYU	UCLA	11/15/06	10	15	66.7

Free-Throw Percentage

Minimum 15 made

Rk.	School	Opponent	Date	FT	FTA	FT%
1.	A&M-Corpus Christi	Detroit	11/25/06	21	21	100.0
	Stephen F. Austin	Howard Payne	12/30/06	20	20	100.0
	Nevada	Idaho	2/22/07	16	16	100.0
	Air Force	Texas Tech	11/21/06	15	15	100.0
5.	Virginia	American	12/28/06	27	28	96.4
	Navy	Loyola (Md.)	11/10/06	27	28	96.4
7.	Montana St.	Northern Ariz.	1/27/07	26	27	96.3
8.	Texas	New Mexico St.	3/16/07	25	26	96.2
9.	Butler	Wright St.	2/10/07	24	25	96.0
10.	North Carolina	North Carolina St.	3/11/07	23	24	95.8
11.	William & Mary	UMBC	12/22/06	21	22	95.5
12.	Nevada	Hawaii	2/3/07	20	21	95.2
	Towson	VCU	1/13/07	20	21	95.2

Rk.	School	Opponent	Date	FT	FTA	FT%
	UNLV	Houston	12/30/06	20	21	95.2
15.	Mt. St. Mary's	St. Francis (Pa.)	1/18/07	19	20	95.0
	Tennessee Tech	Samford	1/14/07	19	20	95.0
	Evansville	Bradley	12/30/06	19	20	95.0
	California	Marshall	11/23/06	19	20	95.0
	Oklahoma	Memphis	11/20/06	19	20	95.0
20.	Portland	San Diego	2/24/07	18	19	94.7
	Virginia	Georgia Tech	2/24/07	18	19	94.7
	Valparaiso	UMKC	1/25/07	18	19	94.7
	Notre Dame	Winston-Salem	11/29/06	18	19	94.7
	Col. of Charleston	UNC Wilmington	11/26/06	18	19	94.7

Attendance

Rk.	School	Score	Opponent	Opp Score	Date	City, State	Att.
1.	Florida	76	UCLA	66	3/31/07	Atlanta	53,510
	Ohio St.	67	Georgetown	60	3/31/07	Atlanta	53,510
3.	Ohio St.	75	Florida	84	4/2/07	Atlanta	51,458
4.	Syracuse	73	Connecticut	63	2/17/07	Syracuse, NY	32,376
5.	Syracuse	75	Villanova	64	1/13/07	Syracuse, NY	26,874
6.	Ohio St.	85	Tennessee	84	3/22/07	San Antonio	26,776
7.	Syracuse	80	San Diego State	64	3/19/07	Syracuse, NY	26,752
8.	Florida	65	Butler	57	3/23/07	St. Louis	26,307
9.	Georgetown	58	Syracuse	72	2/26/07	Syracuse, NY	26,287
10.	Ohio St.	92	Memphis	76	3/24/07	San Antonio	26,260
11.	Memphis	65	Texas A&M	64	3/22/07	San Antonio	26,060
12.	Oregon	77	Florida	85	3/25/07	St. Louis	25,947
13.	Syracuse	75	DePaul	69	2/3/07	Syracuse, NY	24,638
14.	Florida	64	Kentucky	61	2/10/07	Lexington, KY	24,465
15.	Kentucky	76	Tennessee	57	1/28/07	Lexington, KY	24,311
16.	Kentucky	82	Massachusetts	68	12/22/06	Lexington, KY	24,307
17.	Vanderbilt	72	Kentucky	67	1/20/07	Lexington, KY	24,284
18.	Kentucky	59	Indiana	54	12/9/06	Lexington, KY	24,253
19.	Georgia	70	Kentucky	82	2/28/07	Lexington, KY	24,108
20.	Syracuse	76	St. John's (N.Y.)	74	2/11/07	Syracuse, NY	24,106

Winning Streak That Ended In 2006-07

Rk.	When Lost	School	Lost To	Date Lost	Score	Streak
1.	1.	Memphis	Ohio St.	3/24/07	76-92	25
	1.	Ohio St.	Florida	4/2/07	75-84	22
	1.	Clemson	Maryland	1/13/07	87-92	17
	1.	Florida	Vanderbilt	2/17/07	70-83	17
	1.	Wisconsin	Indiana	1/31/07	66-71	17
	3.	Bucknell	Holy Cross	3/9/07	66-72	14
	3.	Kansas	UCLA	3/24/07	55-68	14
	2.	UCLA	Oregon	1/6/07	66-68	14
	1.	Air Force	Utah	1/16/07	79-85	13
	4.	Davidson	Maryland	3/15/07	70-82	13
	1.	New Mexico St.	Louisiana Tech	1/17/07	71-73	13
	2.	Oregon	Southern California	1/4/07	82-84	13
	2.	South Ala.	Florida Int'l	2/18/07	67-69	13
	5.	Southern Ill.	Creighton	3/4/07	61-67	13
	4.	Vermont	Albany (N.Y.)	3/10/07	59-60	13
	3.	Arizona	Washington St.	1/6/07	73-77	12
	5.	Central Conn. St.	Fairleigh Dickinson	2/17/07	60-66	12
	2.	Davidson	Appalachian St.	1/20/07	74-81	12
	1.	Florida	Kansas	11/25/06	80-82	12
	2.	Holy Cross	Bucknell	2/9/07	45-48	12
	4.	Niagara	Kansas	3/16/07	67-107	12
	2.	North Carolina	Virginia Tech	1/13/07	88-94	12
	3.	Notre Dame	Georgetown	1/6/07	48-66	12
	2.	Austin Peay	Murray St.	2/1/07	68-77	11
	4.	Connecticut	West Virginia	12/30/06	71-81	11
	5.	Georgetown	Syracuse	2/26/07	58-72	11
	3.	Kentucky	Vanderbilt	1/20/07	67-72	11
	1.	Oklahoma St.	Tennessee	12/18/06	77-79	11
	2.	A&M-Corpus Christi	Sam Houston St.	2/3/07	79-84	10
	1.	Butler	Indiana St.	12/9/06	64-72	10
	6.	Drexel	Hofstra	1/11/07	53-55	10
	4.	East Tenn. St.	Jacksonville	2/8/07	66-74	10
	4.	Kansas	Texas Tech	1/20/07	64-69	10
	4.	Nevada	New Mexico St.	1/20/07	73-80	10
	7.	Penn	Texas A&M	3/15/07	52-68	10
	2.	Pittsburgh	Wisconsin	12/16/06	75-89	10
	5.	UNLV	Air Force	1/6/07	50-56	10
	4.	VCU	Hofstra	1/31/07	68-79	10

Home Court Streaks That Ended In 2006-07

Rk. When Lost	School	Lost To	Date Lost	Score	Streak
1.	Gonzaga	Santa Clara	2/12/07	73-84	50
2.	Connecticut	Marquette	1/10/07	69-73	31
1.	Air Force	BYU	2/27/07	58-62	30
5.	George Washington	Xavier	2/10/07	58-87	24
5.	Butler	Southern Ill.	2/17/07	64-68	22

Rk. When Lost	School	Lost To	Date Lost	Score	Streak
6.	Texas	Kansas St.	2/3/07	72-73	22
4.	Akron	Nevada	12/22/06	71-73	21
5.	Texas A&M	Texas Tech	2/13/07	75-77	21
3.	Iowa	UNI	12/5/06	55-57	20
7.	New Mexico St.	Fresno St.	2/24/07	58-60	19
8.	UAB	Southern Miss.	1/20/07	55-57	19
9.	Lipscomb	East Tenn. St.	1/27/07	66-71	18
8.	Northwestern St.	A&M-Corpus Christi	1/11/07	57-69	18

2008 Division I Top Returnees

Career Totals

MOST POINTS

Seniors	Ht.	Yrs.	G	FG	3FG	FT	Pts.	Avg.
1. Bo McCalebb, New Orleans	6-0	4	96	716	68	437	1,937	20.18
2. Jaycee Carroll, Utah St.	6-2	3	99	613	255	256	1,737	17.55
3. Antoine Agudio, Hofstra	6-3	3	95	573	273	245	1,664	17.52
4. Kyle Hines, UNC Greensboro	6-6	3	89	647	3	294	1,591	17.88
5. Chris Lofton, Tennessee	6-2	3	92	520	313	219	1,572	17.09
6. Courtney Lee, Western Ky.	6-5	3	91	543	176	241	1,503	16.52
7. Richard Roby, Colorado	6-6	3	87	499	167	291	1,456	16.74
8. Sean Singletary, Virginia	6-0	3	90	439	164	384	1,426	15.84
9. Jack Leasure, Coastal Caro.	6-3	3	89	489	300	146	1,424	16.00
10. Martin Zeno, Texas Tech	6-5	3	99	487	26	416	1,416	14.30

Juniors	Ht.	Yrs.	G	FG	3FG	FT	Pts.	Avg.
1. Tyler Hansbrough, North Carolina	6-9	2	69	427	3	429	1,286	18.64
2. Brandon Ewing, Wyoming	6-2	2	63	312	84	331	1,039	16.49
3. Dominic James, Marquette	5-11	2	65	345	91	198	979	15.06
4. Jamont Gordon, Mississippi St.	6-4	2	65	320	69	265	974	14.98
5. Brandon Rush, Kansas	6-6	2	71	356	125	133	970	13.66
6. Ben Woodside, North Dakota St.	5-11	2	56	283	99	285	950	16.96
7. Eric Devendorf, Syracuse	6-4	2	70	329	104	183	945	13.50
8. Mike Trimboli, Vermont	6-1	2	63	300	118	222	940	14.92
9. Courtney Pigram, East Tenn. St.	6-0	2	61	338	139	122	937	15.36
10. Jack McClinton, Siena & Miami (Fla.)	6-1	2	61	300	137	190	927	15.20

SCORING AVERAGE

Seniors (Min. 1,200 Pts.)	Ht.	Yrs.	G	FG	3FG	FT	Pts.	Avg.
1. Bo McCalebb, New Orleans	6-0	4	96	716	68	437	1,937	20.18
2. Kyle Hines, UNC Greensboro	6-6	3	89	647	3	294	1,591	17.88
3. Jaycee Carroll, Utah St.	6-2	3	99	613	255	256	1,737	17.55
4. Antoine Agudio, Hofstra	6-3	3	95	573	273	245	1,664	17.52
5. Chris Lofton, Tennessee	6-2	3	92	520	313	219	1,572	17.09
6. Richard Roby, Colorado	6-6	3	87	499	167	291	1,456	16.74
7. Courtney Lee, Western Ky.	6-5	3	91	543	176	241	1,503	16.52
8. Jack Leasure, Coastal Caro.	6-3	3	89	489	300	146	1,424	16.00
9. Sean Singletary, Virginia	6-0	3	90	439	164	384	1,426	15.84
10. Jason Thompson, Rider	6-10	3	88	484	19	359	1,346	15.30

Juniors (Min. 800 Pts.)	Ht.	Yrs.	G	FG	3FG	FT	Pts.	Avg.
1. Tyler Hansbrough, North Carolina	6-9	2	69	427	3	429	1,286	18.64
2. Ben Woodside, North Dakota St.	5-11	2	56	283	99	285	950	16.96
3. Brandon Ewing, Wyoming	6-2	2	63	312	84	331	1,039	16.49
4. Courtney Pigram, East Tenn. St.	6-0	2	61	338	139	122	937	15.36
5. Jack McClinton, Siena & Miami (Fla.)	6-1	2	61	300	137	190	927	15.20
6. Dominic James, Marquette	5-11	2	65	345	91	198	979	15.06
7. Jamont Gordon, Mississippi St.	6-4	2	65	320	69	265	974	14.98
8. Mike Trimboli, Vermont	6-1	2	63	300	118	222	940	14.92
9. Toney Douglas, Auburn & Florida St.	6-1	2	61	322	93	168	905	14.84
10. Chavis Holmes, VMI	6-4	2	59	266	141	179	852	14.44

HIGHEST FIELD-GOAL PERCENTAGE

Seniors (Min. 300 FGM)	Ht.	Yrs.	G	FG	FGA	Pct.
1. Amadi McKenzie, Tennessee Tech	6-5	3	90	329	541	60.8
2. Andrew Strait, Montana	6-8	3	91	516	850	60.7
3. Leon Williams, Ohio	6-8	3	94	433	716	60.5
4. Will Thomas, George Mason	6-7	3	97	421	697	60.4
5. Jermaine Griffin, Texas-Arlington	6-8	3	87	337	559	60.3
6. Ra'Sean Dickey, Georgia Tech	6-9	3	89	301	501	60.1
7. Roy Hibbert, Georgetown	7-2	3	102	394	656	60.1
8. Kyle Hines, UNC Greensboro	6-6	3	89	647	1086	59.6
9. Tim Pollitz, Miami (Ohio)	6-5	3	79	398	686	58.0
10. David Padgett, Kansas & Louisville	6-11	3	88	305	534	57.1

Juniors (Min. 240 FGM)

	Ht.	Yrs.	G	FG	FGA	Pct.
1. Ahmad Nivins, St. Joseph's	6-9	2	61	244	390	62.6
2. Luke Nevill, Utah	7-1	2	58	297	502	59.2
3. Richard Hendrix, Alabama	6-8	2	63	294	503	58.4
4. Carlos Monroe, Fla. Atlantic	6-8	2	44	278	478	58.2
5. Gyno Pomare, San Diego	6-7	3	63	315	548	57.5
6. Shawn James, Duquesne & Northeastern	6-9	2	55	240	423	56.7
7. Tyler Hansbrough, North Carolina	6-9	2	69	427	783	54.5
8. Chris Douglas-Roberts, Memphis	6-6	2	69	296	549	53.9
9. Jon Brockman, Washington	6-7	2	65	291	542	53.7
10. Trent Plaisted, Brigham Young	6-11	3	68	311	585	53.2

MOST THREE-POINT FIELD GOALS MADE PER GAME

Seniors (Min. 120 3FGM)	Ht.	Yrs.	G	3FG	Avg.
1. Chris Lofton, Tennessee	6-2	3	92	313	3.40
2. Jack Leasure, Coastal Caro.	6-3	3	89	300	3.37
3. David Holston, Chicago St.	5-8	2	59	173	2.93
4. Antoine Agudio, Hofstra	6-3	3	95	273	2.87
5. Shane Nichols, St. Peter's & Wofford	6-0	3	87	246	2.83
6. Johnnie Bryant, Utah	6-0	2	59	156	2.64
7. Jaycee Carroll, Utah St.	6-2	3	99	255	2.58
8. Andre' Ratliff, Grambling	5-10	3	76	194	2.55
9. Darnell Harris, La Salle	6-1	3	87	219	2.52
10. Steven Rush, UNC Ashe. & N.C. A&T	5-11	3	85	213	2.51

Juniors (Min. 80 3FGM)

	Ht.	Yrs.	G	3FG	Avg.
1. Adam Gore, Cornell	6-0	2	29	88	3.03
2. Jason Holsinger, Evansville	5-11	2	60	156	2.60
3. Josh Alexander, Stephen F. Austin	6-4	2	58	145	2.50
4. Ryan Bathie, Nicholls St.	6-6	2	50	124	2.48
5. Jimmy Baron, Rhode Island	6-2	2	59	144	2.44
6. Chavis Holmes, VMI	6-4	2	59	141	2.39
7. A.J. Abrams, Texas	5-10	2	72	166	2.31
8. Andy Wicke, Belmont	6-2	2	61	140	2.30
9. Courtney Pigram, East Tenn. St.	6-0	2	61	139	2.28
10. Loren Leath, Sacramento St.	6-2	2	56	127	2.27

HIGHEST THREE-POINT FIELD-GOAL PERCENTAGE

Seniors (Min. 120 3FGM)	Ht.	Yrs.	G	3FG	3FGA	Pct.
1. Jaycee Carroll, Utah St.	6-2	3	99	255	564	45.2
2. Pete Campbell, IPFW & Butler	6-7	2	63	146	327	44.6
3. Sean Taibi, Northern Colo.	6-3	3	85	210	472	44.5
4. Chris Lofton, Tennessee	6-2	3	92	313	714	43.8
5. Johnnie Bryant, Utah	6-0	2	59	156	356	43.8
6. Brian Roberts, Dayton	6-2	3	91	193	445	43.4
7. DeWitt Scott, Md.-East. Shore & IPFW	6-6	3	78	144	333	43.2
8. Jonathan Wallace, Georgetown	6-1	3	102	169	395	42.8
9. Ryan Appleby, Florida & Washington	6-2	3	78	159	373	42.6
10. Antoine Agudio, Hofstra	6-3	3	95	273	641	42.6

Juniors (Min. 80 3FGM)

	Ht.	Yrs.	G	3FG	3FGA	Pct.
1. Harris Mansell, Rider	6-3	2	58	97	199	48.7
2. Josh Alexander, Stephen F. Austin	6-4	2	58	145	318	45.6
3. Josh Carter, Texas A&M	6-7	2	65	143	314	45.5
4. Shaun Green, Utah	6-8	2	59	107	238	45.0
5. Brandon Rush, Kansas	6-6	2	71	125	280	44.6
6. Mike Nelson, North Dakota St.	6-2	2	56	91	204	44.6
7. Chad Toppert, New Mexico	6-6	2	60	99	226	43.8
8. Matt Lawrence, Missouri	6-7	2	55	90	206	43.7
9. Jimmy Baron, Rhode Island	6-2	2	59	144	334	43.1
10. Stephan Gilling, Colorado St.	6-2	2	61	130	303	42.9

HIGHEST FREE-THROW PERCENTAGE

Seniors (Min. 175 FTM)		Ht.	Yrs.	G	FT	FTA	FT%
1. A.J. Graves, Butler	6-1	3	96	290	321	90.3	
2. Ronald Steele, Alabama	6-2	3	89	211	243	86.8	
3. Drew Neitzel, Michigan St.	6-0	3	102	177	204	86.8	
4. Sean Singletary, Virginia	6-0	3	90	384	455	84.4	
5. Brian Roberts, Dayton	6-2	3	91	254	301	84.4	
6. Chris Lofton, Tennessee	6-2	3	92	219	260	84.2	
7. Jaycee Carroll, Utah St.	6-2	3	99	256	307	83.4	
8. Greg Sprink, Navy	6-5	3	82	267	321	83.2	
9. John Ford, McNeese St.	5-9	3	87	218	264	82.6	
10. Mark McAndrew, Brown	6-3	3	81	179	218	82.1	

Juniors (Min. 110 FTM)		Ht.	Yrs.	G	FT	FTA	FT%
1. A.J. Abrams, Texas	5-10	2	72	116	128	90.6	
2. Sharaud Curry, Providence	5-10	2	54	131	146	89.7	
3. Mike Schachtner, Green Bay	6-9	2	64	161	186	86.6	
4. Jason Holsinger, Evansville	5-11	2	60	123	143	86.0	
5. Josh Mayo, Ill.-Chicago	5-10	2	58	157	183	85.8	
6. Jack McClinton, Siena & Miami (Fla.)	6-1	2	61	190	222	85.6	
7. Mike Trimboli, Vermont	6-1	2	63	222	265	83.8	
8. Terrel Harris, Oklahoma St.	6-5	2	66	112	135	83.0	
9. Leon Young, Loyola (Ill.)	6-6	2	56	188	227	82.8	
10. Vince Oliver, UC Davis	6-3	2	55	137	166	82.5	

MOST REBOUNDS

Seniors		Ht.	Yrs.	G	Reb.	Avg.
1. Joey Dorsey, Memphis	6-9	3	111	847	7.63	
2. Kyle Hines, UNC Greensboro	6-6	3	89	766	8.61	
3. Leon Williams, Ohio	6-8	3	94	765	8.14	
4. Jason Thompson, Rider	6-10	3	88	759	8.63	
5. Eric Coleman, UNI	6-6	3	96	716	7.46	
6. Bryant Dunston, Fordham	6-8	3	91	709	7.79	
7. Louis Graham, Ga. Southern	6-8	3	92	692	7.52	
8. Joe Reitz, Western Mich.	6-7	3	96	685	7.14	
9. Aleks Maric, Nebraska	6-11	3	88	680	7.73	
10. Arizona Reid, High Point	6-5	3	89	671	7.54	

Juniors		Ht.	Yrs.	G	Reb.	Avg.
1. Luc Richard Mbah a Moute, UCLA	6-8	2	73	572	7.84	
2. Tyler Hansbrough, North Carolina	6-9	2	69	544	7.88	
3. Geoff McDermott, Providence	6-7	2	58	526	9.07	
4. Richard Hendrix, Alabama	6-8	2	63	526	8.35	
5. Jon Brockman, Washington	6-7	2	65	522	8.03	
6. Jeff Adrien, Connecticut	6-7	2	64	466	7.28	
7. Jamont Gordon, Mississippi St.	6-4	2	65	453	6.97	
8. Diamon Simpson, St. Mary's (Cal.)	6-7	2	61	446	7.31	
9. Jeff Pendergraph, Arizona St.	6-9	2	57	437	7.67	
10. Robert Dozier, Memphis	6-9	2	74	434	5.86	

MOST REBOUNDS PER GAME

Seniors (Min. 500 Rebs.)		Ht.	Yrs.	G	Reb.	Avg.
1. Jason Thompson, Rider	6-10	3	88	759	8.63	
2. Kyle Hines, UNC Greensboro	6-6	3	89	766	8.61	
3. Leon Williams, Ohio	6-8	3	94	765	8.14	
4. Othys Jeffers, Ill.-Chicago	6-5	2	63	511	8.11	
5. Tyrone Nelson, Prairie View & New Mexico St.	6-9	3	81	637	7.86	
6. Bryant Dunston, Fordham	6-8	3	91	709	7.79	
7. Aleks Maric, Nebraska	6-11	3	88	680	7.73	
8. Todd Sowell, St. Peter's	6-7	3	87	664	7.63	
9. Joey Dorsey, Memphis	6-9	3	111	847	7.63	
10. Haminn Quaintance, Jacksonville & Kent	6-7	3	84	640	7.62	

Juniors (Min. 280 Rebs.)		Ht.	Yrs.	G	Reb.	Avg.
1. Geoff McDermott, Providence	6-7	2	58	526	9.07	
2. Richard Hendrix, Alabama	6-8	2	63	526	8.35	
3. Jon Brockman, Washington	6-7	2	65	522	8.03	
4. Tyler Hansbrough, North Carolina	6-9	2	69	544	7.88	
5. Luc Richard Mbah a Moute, UCLA	6-8	2	73	572	7.84	
6. Shawn James, Duquesne & Northeastern	6-9	2	55	426	7.75	
7. Jeff Pendergraph, Arizona St.	6-9	2	57	437	7.67	
8. Carlos Monroe, Fla. Atlantic	6-8	2	44	332	7.55	
9. Diamon Simpson, St. Mary's (Cal.)	6-7	2	61	446	7.31	
10. Jeff Adrien, Connecticut	6-7	2	64	466	7.28	

MOST ASSISTS PER GAME

Seniors (Min. 280 Asts.)		Ht.	Yrs.	G	Ast.	Avg.
1. Daniel Ruffin, Bradley	5-10	3	93	475	5.11	
2. Kevin Bell, Fresno St.	5-10	3	84	412	4.90	
3. Eugene Lawrence, St. John's (N.Y.)	6-1	3	85	410	4.82	
4. Chris Gaynor, Winthrop	5-10	3	95	427	4.49	
5. Ronald Steele, Alabama	6-2	3	89	397	4.46	
6. Dwayne Foreman, Ga. Southern	5-10	3	90	395	4.39	
7. Drew Neitzel, Michigan St.	6-0	3	102	437	4.28	
8. Sean Singletary, Virginia	6-0	3	90	385	4.28	
9. Roy Peake, Winston-Salem	5-11	3	87	369	4.24	
10. Mike Green, Towson & Butler	6-0	3	94	396	4.21	

Juniors (Min. 150 Asts.)		Ht.	Yrs.	G	Ast.	Avg.
1. Josh Wilson, Northern Ariz.	6-2	2	62	376	6.06	
2. Mike Trimboli, Vermont	6-1	2	63	332	5.27	
3. Dominic James, Marquette	5-11	2	65	334	5.14	
4. Ben Woodside, North Dakota St.	5-11	2	56	287	5.13	
5. Quantez Robertson, Auburn	6-3	2	60	293	4.88	
6. Jamont Gordon, Mississippi St.	6-4	2	65	316	4.86	
7. Jason Holsinger, Evansville	5-11	2	60	276	4.60	
8. Chris Lowe, Massachusetts	6-0	2	60	271	4.52	
9. Eric Maynor, VCU	6-2	2	64	289	4.52	
10. Greg Paulus, Duke	6-1	2	69	311	4.51	

MOST BLOCKED SHOTS PER GAME

Seniors (Min. 90 Blks.)		Ht.	Yrs.	G	Blk.	Avg.
1. Mickell Gladness, Alabama A&M	6-11	2	56	265	4.73	
2. Durrell Nevels, Central Ark.	6-6	1	30	99	3.30	
3. Kyle Hines, UNC Greensboro	6-6	3	89	254	2.85	
4. Steven Hill, Arkansas	7-0	3	97	244	2.52	
5. Haminn Quaintance, Jacksonville & Kent	6-7	3	84	198	2.36	
6. Bryant Dunston, Fordham	6-8	3	91	214	2.35	
7. D.J. White, Indiana	6-9	3	66	144	2.18	
8. Randall Hanke, Providence	6-11	2	57	107	1.88	
9. Roy Hibbert, Georgetown	7-2	3	102	184	1.80	
10. Arturo Dubois, Manhattan	6-8	3	90	159	1.77	

Juniors (Min. 70 Blks.)		Ht.	Yrs.	G	Blk.	Avg.
1. Shawn James, Duquesne & Northeastern	6-9	2	55	332	6.04	
2. Bamba Fall, SMU	7-1	2	43	115	2.67	
3. Scott VanderMeer, Bowling Green & Ill.-Chicago	6-11	2	61	142	2.33	
4. Diamon Simpson, St. Mary's (Cal.)	6-7	2	61	124	2.03	
5. Randall Hanke, Providence	6-11	2	57	107	1.88	
6. Mamadou Diene, Baylor	7-0	2	43	79	1.84	
7. Korvotney Barber, Auburn	6-7	2	60	98	1.63	
8. John Bryant, Santa Clara	6-10	2	60	86	1.43	
9. Richard Hendrix, Alabama	6-8	2	63	89	1.41	
10. Robert Dozier, Memphis	6-9	2	74	99	1.34	

MOST STEALS PER GAME

Seniors (Min. 120 St.)		Ht.	Yrs.	G	St.	Avg.
1. Sundiata Gaines, Georgia	6-1	3	89	198	2.22	
2. Tony Lee, Robert Morris	6-0	3	85	180	2.12	
3. Drew Gibson, Wofford	6-2	3	82	164	2.00	
4. Courtney Lee, Western Ky.	6-5	3	91	177	1.95	
5. Haminn Quaintance, Jacksonville & Kent	6-7	3	84	157	1.87	
6. Bo McCalebb, New Orleans	6-0	4	96	174	1.81	
7. Corey Johnson, Navy	6-2	3	77	139	1.81	
8. Damian Martin, Loyola Marymount	6-2	3	88	158	1.80	
9. Russell Robinson, Kansas	6-1	3	94	168	1.79	
10. Roy Peake, Winston-Salem	5-11	3	87	154	1.77	

Juniors (Min. 70 St.)		Ht.	Yrs.	G	St.	Avg.
1. Derek Johnson, Prairie View	6-1	1	30	82	2.73	
2. Travis Holmes, VMI	6-4	2	60	159	2.65	
3. Mario Chalmers, Kansas	6-1	2	71	186	2.62	
4. Jerel McNeal, Marquette	6-3	2	60	140	2.33	
5. Paul Gause, Seton Hall	5-11	2	57	126	2.21	
6. Chavis Holmes, VMI	6-4	2	59	129	2.19	
7. Courtney Pigram, East Tenn. St.	6-0	2	61	129	2.11	
8. Bryan Mullins, Southern Ill.	6-1	2	69	143	2.07	
9. Mike Robinson, Eastern Ill.	5-11	2	57	118	2.07	
10. Zaire Taylor, Delaware	6-4	2	44	91	2.07	

2007 Division II Individual Leaders

Points Per Game

Rk.	Name, School	Cl.	G	FGM	3FG	FT	Pts.	Avg.
1.	Ted Scott, West Virginia St.	Jr.	33	315	125	137	892	27.0
2.	Tyrone Anderson, Concord	Sr.	30	295	17	176	783	26.1
3.	Nate Newell, Ark.-Monticello	Sr.	26	186	104	192	668	25.7
4.	Gil Goodrich, Bowie St.	Sr.	28	210	115	177	712	25.4
5.	Andre Dabney, Bloomfield	Sr.	27	215	94	139	663	24.6
6.	DeMario Grier, Pfeiffer	Sr.	28	208	102	166	684	24.4
7.	Kris Krzyminski, Wayne St. (Mich.)	Sr.	26	210	83	117	620	23.8
8.	Jontae Vinson, Cal St. L.A.	Jr.	26	244	1	129	618	23.8
9.	Bradd Wierzbicki, Queens (N.Y.)	Sr.	25	195	55	140	585	23.4
10.	Damien Lolar, West Tex. A&M	Sr.	28	231	38	150	650	23.2
11.	Ricky Volcy, Northern Mich.	Sr.	29	222	67	142	653	22.5
12.	Barry Durosier, West Fla.	Sr.	27	201	65	128	595	22.0
13.	Matt Hall, Harding	Jr.	29	202	36	199	639	22.0
14.	Billy Arre, Lock Haven	So.	27	214	46	115	589	21.8
15.	Christian Burns, Philadelphia U.	Sr.	29	253	2	122	630	21.7
16.	Marcus Hubbard, Angelo St.	Jr.	26	201	56	106	564	21.7
17.	Antonio Fitzgerald, St. Augustine's	Sr.	28	187	57	176	607	21.7
18.	Milton Nance, North Ala.	Sr.	28	184	96	142	606	21.6
19.	Sean Barnette, Wingate	Jr.	34	263	75	134	735	21.6
20.	Patrick Hannaway, UC-Colo. Spgs.	Sr.	26	203	21	133	560	21.5
21.	Terrance Whithers, Arkansas Tech.	Jr.	23	164	41	123	492	21.4
22.	Tyrone Beale, Bowie St.	Sr.	29	267	0	79	613	21.1
23.	Jason Thomas, East Central	Sr.	24	150	74	130	504	21.0
24.	Zack Whiting, Chaminate	Sr.	27	181	27	175	564	20.9
25.	Dusty Jura, Neb.-Kearney	Sr.	31	226	22	172	646	20.8
26.	Anthony Atkinson, Barton	Sr.	36	249	67	185	750	20.8
27.	Brian Stamer, Colo. Christian	Jr.	28	227	25	101	580	20.7
28.	Corey McDuffie, West Liberty St.	Sr.	29	189	83	139	600	20.7
29.	Michael Pierrot, Felician	Sr.	27	215	1	127	558	20.7
30.	Stephen Soriano, Mesa St.	Sr.	27	181	16	178	556	20.6
31.	Lance Den Boer, Central Wash.	Sr.	27	166	72	150	554	20.5
32.	Tyrekus Bowman, Augusta St.	Jr.	31	243	21	127	634	20.5
33.	Jason Smith, Ala.-Huntsville	Sr.	29	175	83	159	592	20.4
34.	Greg Brown, Montevallo	Sr.	34	244	68	138	694	20.4
35.	Anthony Brown, Central Okla.	Sr.	28	228	0	113	569	20.3
36.	Kevin Weybright, Christian Bros.	Jr.	28	211	67	79	568	20.3
37.	Matthew Reid, Cameron	Sr.	26	170	45	141	526	20.2
38.	Jake Linton, St. Martin's	So.	27	181	78	105	545	20.2
39.	Tim Bieri, Fort Lewis	Sr.	31	211	77	124	623	20.1
40.	Monyeya Pratt, Stillman	Sr.	28	205	37	112	559	20.0
41.	Jushay Rockett, Alas. Fairbanks	Sr.	29	218	47	95	578	19.9
42.	John Davis, Tarleton St.	Sr.	28	194	26	142	556	19.9
43.	Eric Babers, Southeastern Okla.	Sr.	32	209	0	217	635	19.8
44.	Shane Maynard, West Liberty St.	Jr.	30	201	44	147	593	19.8
45.	Marcus Kennedy, Montevallo	Sr.	34	253	28	134	668	19.6
46.	Anthony Hilliard, Elizabeth City St.	So.	31	222	3	157	604	19.5
47.	Richard Fields, Concordia (N.Y.)	Jr.	26	146	66	146	504	19.4
48.	Kenny Jones, Kentucky St.	Jr.	30	223	3	131	580	19.3
49.	Brian Foster, Concord	Sr.	30	195	94	94	578	19.3
50.	Zack Wright, Central Mo.	Sr.	35	228	19	195	670	19.1
51.	Donta Watson, Emporia St.	Sr.	29	183	114	75	555	19.1
52.	Luke Anderson, Minn. St. Mankato	Sr.	33	210	91	119	630	19.1

Field-Goal Percentage

Min. 5 made per game

Rk.	Name, School	Cl.	G	FGM	FGA	FG%
1.	Garret Siler, Augusta St.	So.	31	166	241	68.9
2.	Dzaflo Larkai, Bellarmine	Jr.	27	146	220	66.4
3.	Chris Gilliam, Pitt.-Johnstown	Jr.	29	189	290	65.2
4.	Kenny Jones, Kentucky St.	Jr.	30	223	348	64.1
5.	Elijah Rouse, Mount Olive	Sr.	31	178	279	63.8
6.	Patrick Hannaway, UC-Colo. Spgs.	Sr.	26	203	319	63.6
7.	Brandon Butler, Regis (Colo.)	Sr.	26	184	291	63.2
8.	Ian Elseth, Colorado Mines	Sr.	21	114	181	63.0
9.	Willie Shaw, Dist. Columbia	Jr.	25	149	237	62.9
10.	Sam Carey, Southern N.H.	Jr.	26	140	223	62.8
11.	Devin Peal, Humboldt St.	Jr.	30	172	278	61.9
12.	Eric Dawson, Midwestern St.	Sr.	30	199	323	61.6
13.	Matt White, Southeastern Okla.	Sr.	32	168	273	61.5
14.	Chris Wooldridge, Catawba	Sr.	31	204	336	60.7
15.	Lucas Alves, BYU-Hawaii	Fr.	28	166	274	60.6
16.	Eric Babers, Southeastern Okla.	Sr.	32	209	346	60.4
17.	Mike Mosby, Adelphi	Sr.	31	155	259	59.8
18.	Anthony Brown, Central Okla.	Sr.	28	228	381	59.8

Rk.	Name, School	Cl.	G	FGM	FGA	FG%
19.	Nate Perry, Southwestern Okla.	Jr.	26	138	231	59.7
20.	Diego Aguiar, Nova Southeastern	Sr.	28	160	269	59.5
21.	Henrick Foster, West Ga.	Jr.	28	173	291	59.5
22.	Matt Cooper, Le Moyne	Sr.	29	151	255	59.2
23.	Esmir Guzonjic, North Ala.	Sr.	28	188	319	58.9
24.	Ryan Kuhl, Lake Superior St.	So.	27	165	280	58.9
25.	Jacob Mitchell, Western Ore.	Sr.	27	200	340	58.8
26.	Chris Jones, Queens (N.C.)	Sr.	29	174	296	58.8
27.	Dustin Kinney, Charleston (W.V.)	Sr.	29	148	252	58.7
28.	Tyrone Beale, Bowie St.	Sr.	29	267	455	58.7
29.	John Smith, Winona St.	Jr.	36	234	399	58.6
30.	Tyrone Anderson, Concord	Sr.	30	295	504	58.5

Three-Point Field Goals Per Game

Rk.	Name, School	Cl.	G	3FG	3PG
1.	Brett Rector, Davis & Elkins	Jr.	24	99	4.1
2.	Gil Goodrich, Bowie St.	Sr.	28	115	4.1
3.	Nate Newell, Ark.-Monticello	Sr.	26	104	4.0
4.	Donta Watson, Emporia St.	Sr.	29	114	3.9
5.	Taurean Moy, LeMoyne-Owen	Fr.	27	104	3.9
6.	Ted Scott, West Virginia St.	Jr.	33	125	3.8
7.	Chad Miller, Oakland City	Sr.	28	106	3.8
8.	Quinn Beckwith, North Ala.	Jr.	29	108	3.7
9.	Will Washington, Northern Mich.	Sr.	29	106	3.7
10.	DeMario Grier, Pfeiffer	Sr.	28	102	3.6
11.	Bryce Caldwell, Wayne St. (Neb.)	Jr.	28	99	3.5
12.	Chris Burns, Bryant	Sr.	32	113	3.5
13.	Ryan Williams, Pace	Jr.	33	115	3.5
14.	Andre Dabney, Bloomfield	Sr.	27	94	3.5
15.	Jason Stampley, Southeastern Okla.	Sr.	32	111	3.5
16.	Milton Nance, North Ala.	Sr.	28	96	3.4
	Zac Robinson, Neb.-Omaha	Sr.	28	96	3.4
18.	Brandon Wright, Erskine	Fr.	29	98	3.4
19.	Chris Vetrano, St. Anselm	Jr.	29	97	3.3
20.	Kevin Hill, Mansfield	Jr.	26	86	3.3
21.	Ricky Yahn, Wheeling Jesuit	Sr.	28	92	3.3
22.	Michael Bahl, Metro St.	Sr.	32	105	3.3
23.	Jon Baird, Cal St. Chico	Jr.	25	82	3.3
24.	Craig Nelson, Northern St.	Jr.	29	95	3.3
25.	David Lopez, Lincoln Memorial	Sr.	26	85	3.3
26.	Brett Bartlett, Ashland	Jr.	28	91	3.3
27.	Jason Fulwood, Coker	Sr.	29	94	3.2
28.	Memo Rodriguez, Ouachita Baptist	Jr.	28	90	3.2
29.	Kris Krzyminski, Wayne St. (Mich.)	Sr.	26	83	3.2
30.	Jordan Nuness, Minn. Duluth	Jr.	29	92	3.2

Three-Point Field-Goal Percentage

Minimum 2.5 made per game

Rk.	Name, School	Cl.	G	3FG	3FGA	3FG%
1.	Michael Bahl, Metro St.	Sr.	32	105	202	52.0
2.	Kris Krzyminski, Wayne St. (Mich.)	Sr.	26	83	164	50.6
3.	Andrew Kochevar, Sonoma St.	Jr.	26	65	134	48.5
4.	Chad Miller, Oakland City	Sr.	28	106	221	48.0
5.	Wes Jensen, Adams St.	Sr.	30	80	167	47.9
6.	Jordan Nuness, Minn. Duluth	Jr.	29	92	193	47.7
7.	Melvin Hall, Southern Ind.	Sr.	35	103	219	47.0
8.	Mark Morse, Lake Superior St.	So.	27	70	149	47.0
9.	Aaron Hill, Rockhurst	So.	29	84	179	46.9
10.	Jon Baird, Cal St. Chico	Jr.	25	82	176	46.6
11.	Sean-Claude Terrell, Tuskegee	Jr.	26	67	146	45.9
12.	Matt Fletcher, Southwest Minn. St.	Jr.	30	92	202	45.5
13.	Kevin Hill, Mansfield	Jr.	26	86	189	45.5
14.	Eric Boyce, BYU-Hawaii	Sr.	28	74	163	45.4
15.	Eric Hall, South Dakota	Jr.	30	93	205	45.4
16.	Drew Coffman, Midwestern St.	Sr.	31	78	173	45.1
17.	Tim Homan, Hillsdale	Jr.	26	65	145	44.8
18.	Pierce Caldwell, Incarnate Word	Fr.	29	78	175	44.6
19.	Corey McDuffie, West Liberty St.	Sr.	29	83	187	44.4
20.	Eric Draper, Alas. Anchorage	Sr.	28	78	176	44.3
21.	P.J. Schumacher, North Greenville	Sr.	24	64	145	44.1
22.	Steven Gum, Drury	Jr.	30	75	170	44.1
23.	Jake Linton, St. Martin's	So.	27	78	177	44.1
24.	David Lopez, Lincoln Memorial	Sr.	26	85	193	44.0

Rk.	Name, School	Cl.	G	3FG	3FGA	3FG%
25.	Craig Nelson, Northern St.....	Jr.	29	95	216	44.0
26.	Donta Watson, Emporia St.....	Sr.	29	114	260	43.8
27.	Andre Coleman, Limestone.....	So.	23	65	149	43.6
28.	Ted Scott, West Virginia St.....	Jr.	33	125	287	43.6
29.	Brett Bartlett, Ashland.....	Jr.	28	91	209	43.5
30.	Brian Foster, Concord.....	Sr.	30	94	218	43.1
31.	Lance Den Boer, Central Wash.....	Sr.	27	72	167	43.1
	Turmaine Rice, Delta St.....	Sr.	27	72	167	43.1

Free-Throw Percentage

Minimum 2.5 made per game

Rk.	Name, School	Cl.	G	FT	FTA	FT%
1.	Richard Stone, St. Andrews.....	Sr.	28	101	110	91.8
2.	Lance Den Boer, Central Wash.....	Sr.	27	150	164	91.5
3.	Danley Shank, Shepherd.....	Sr.	25	76	84	90.5
4.	Radayl Richardson, Michigan Tech.....	Sr.	28	89	99	89.9
5.	Michael Jenkins, Neb.-Omaha.....	So.	27	133	148	89.9
6.	Lukas Henne, Western Wash.....	Sr.	26	136	153	88.9
7.	Carl Arts, Alas. Anchorage.....	Jr.	28	86	97	88.7
8.	Dustin Bremerman, Seattle Pacific.....	Sr.	28	113	128	88.3
9.	Jake Linton, St. Martin's.....	So.	27	105	119	88.2
	Will Scheufelt, Humboldt St.....	Jr.	30	90	102	88.2
11.	Vahn Knight, Ashland.....	Sr.	28	127	144	88.2
12.	Joey Deas, Rockhurst.....	Jr.	29	95	108	88.0
13.	Nic Fuller, UC-Colo. Spgs.....	Jr.	28	89	102	87.3
14.	Dallas Hodges, Wayne St. (Neb.).....	Sr.	25	130	149	87.2
15.	Herman Burge, Valdosta St.....	Sr.	29	82	94	87.2
16.	Justin Parnell, Northwest Nazarene.....	Fr.	27	107	123	87.0
17.	Steve Dagostino, St. Rose.....	Jr.	31	140	161	87.0
	Darnell Evans, Queens (N.C.).....	Jr.	30	120	138	87.0
	Murvin English, East Stroudsburg.....	Sr.	28	80	92	87.0
20.	Kevin Schappell, Northern Ky.....	Sr.	33	86	99	86.9
21.	Rodney Edgerson, Ky. Wesleyan.....	Sr.	27	76	88	86.4
22.	Cody Loughry, Fairmont St.....	Jr.	28	83	97	85.6
23.	Chris Burns, Bryant.....	Sr.	32	88	103	85.4
24.	Kenny Jones, Merrimack.....	Sr.	28	81	95	85.3
25.	Andrew Peschong, Southwest Minn. St.....	Fr.	30	75	88	85.2
26.	Bryant Lassiter, NYIT.....	So.	29	137	161	85.1
27.	Troy Slaten, Mo.-St. Louis.....	Sr.	25	67	79	84.8
28.	Kris Krzyminski, Wayne St. (Mich.).....	Sr.	26	117	138	84.8
29.	Kente Hart, Carson-Newman.....	Sr.	29	139	164	84.8
30.	Shawn Weinstein, St. Edward's.....	Jr.	30	111	131	84.7
31.	Drew Coffman, Midwestern St.....	Sr.	31	122	144	84.7

Rebounds Per Game

Rk.	Name, School	Cl.	G	Reb.	Avg.
1.	Eric Dawson, Midwestern St.....	Sr.	30	341	11.4
2.	Christian Burns, Philadelphia U.....	Sr.	29	324	11.2
3.	Eric Babers, Southeastern Okla.....	Sr.	32	345	10.8
4.	John Davis, Tarleton St.....	Sr.	28	301	10.8
5.	Brandon Bingle, East Central.....	Sr.	26	276	10.6
6.	Anthony Hilliard, Elizabeth City St.....	So.	31	328	10.6
7.	Jeff Fahnbulleh, Ky. Wesleyan.....	Jr.	26	273	10.5
8.	Brian Stamer, Colo. Christian.....	Jr.	28	293	10.5
9.	Tony Cornett, West Virginia St.....	Sr.	32	334	10.4
10.	Michael Pierrot, Felician.....	Sr.	27	280	10.4
11.	Brian Monahan, St. Michael's.....	Jr.	29	295	10.2
12.	Dusty Jura, Neb.-Kearney.....	Sr.	31	314	10.1
13.	Aaron Williams, West Chester.....	Sr.	26	263	10.1
14.	Kevin Johnson, Humboldt St.....	Sr.	29	291	10.0
15.	Stephan Bolt, Lewis.....	Jr.	25	250	10.0
16.	Magen McNeil, American Int'l.....	Sr.	29	287	9.9
17.	John Smith, Winona St.....	Jr.	36	354	9.8
18.	Jason Gant, Incarnate Word.....	Sr.	29	285	9.8
19.	Marko Kolaric, Chaminade.....	Jr.	27	265	9.8
20.	Ricky Volcy, Northern Mich.....	Sr.	29	279	9.6
21.	Andy Calmes, Truman.....	Sr.	28	269	9.6
22.	Amonzo Gantt, North Greenville.....	Sr.	29	278	9.6
23.	Devario Hudson, Valdosta St.....	Jr.	29	273	9.4
24.	Chris LeBorioso, Ohio Valley.....	Jr.	27	253	9.4
25.	Jeremy Benjamin, Bridgeport.....	Sr.	28	262	9.4
	Daren Tielsch, Edinboro.....	Sr.	28	262	9.4
27.	Jeremy Black, Tampa.....	Jr.	29	271	9.3
28.	Mike Mosby, Adelphi.....	Sr.	31	288	9.3
29.	Willie Shaw, Dist. Columbia.....	Jr.	25	232	9.3
30.	Ryan McLemore, Edinboro.....	Jr.	28	258	9.2

Assists Per Game

Rk.	Name, School	Cl.	G	Ast.	Avg.
1.	Zack Whiting, Chaminade.....	Sr.	27	289	10.7
2.	Luke Cooper, Alas. Anchorage.....	Jr.	28	230	8.2
3.	Jonny Reibel, Rollins.....	Jr.	32	245	7.7
4.	Gil Goodrich, Bowie St.....	Sr.	28	207	7.4
5.	Shawn Poppie, Limestone.....	Sr.	26	176	6.8
6.	Ronnie Means, Fairmont St.....	Jr.	28	189	6.8
7.	Shejdie Childs, GCSU.....	Sr.	29	191	6.6
8.	Brian Graves, Catawba.....	Sr.	31	203	6.5
9.	Darren Duncan, Merrimack.....	Fr.	28	183	6.5
	Ryan Webb, Seattle.....	Sr.	28	183	6.5
11.	Justin Argenal, Cal St. Chico.....	So.	27	175	6.5
12.	Herman Burge, Valdosta St.....	Sr.	29	183	6.3
13.	Bruce Royal, St. Paul's.....	So.	28	170	6.1
14.	Anthony Atkinson, Barton.....	Sr.	36	216	6.0
15.	Kente Hart, Carson-Newman.....	Sr.	29	171	5.9
16.	Mark Covin, Le Moyne.....	Jr.	29	169	5.8
17.	J.B. Jones, SIU Edwardsville.....	Jr.	27	157	5.8
18.	Hassan Washington, Queens (N.Y.).....	Sr.	28	158	5.6
19.	Dan Binggeli, West Liberty St.....	Jr.	30	167	5.6
20.	Stephen Harrel, Southeastern Okla.....	Sr.	32	178	5.6
21.	Tyrone Deacon, Wis.-Parkside.....	Jr.	32	175	5.5
22.	Edwin Torres, Virginia St.....	Jr.	28	153	5.5
23.	Cory Knight, Gannon.....	So.	24	129	5.4
24.	Tyler Ryerson, Mo. Southern St.....	Jr.	28	149	5.3
25.	Robert Quaintance, Fla. Gulf Coast.....	Jr.	31	163	5.3
26.	Tyrone Anderson, Concord.....	Sr.	30	156	5.2
27.	Aaron Nichols, Salem Int'l.....	Sr.	27	140	5.2
28.	Randall Stallworth, Stonehill.....	Fr.	28	145	5.2
29.	Brandon Kimbrough, Drury.....	Sr.	30	155	5.2
30.	Drew Coffman, Midwestern St.....	Sr.	31	160	5.2

Blocked Shots Per Game

Rk.	Name, School	Cl.	G	Blk.	Avg.
1.	Sean McKeon, Kutztown.....	Jr.	28	117	4.2
2.	Jeremy Overstreet, Paine.....	Sr.	26	105	4.0
3.	Bryan Grier, Wingate.....	Jr.	34	119	3.5
4.	Avis Wyatt, Virginia St.....	Sr.	28	92	3.3
5.	Ryan McLemore, Edinboro.....	Jr.	28	91	3.3
6.	Eric Dawson, Midwestern St.....	Sr.	30	96	3.2
7.	DeMario Williams, Miles.....	Jr.	28	88	3.1
8.	Matthew Rogers, Southwest Baptist.....	Fr.	28	81	2.9
9.	John Smith, Winona St.....	Jr.	36	100	2.8
10.	Ricky Volcy, Northern Mich.....	Sr.	29	80	2.8
11.	Eric Babers, Southeastern Okla.....	Sr.	32	79	2.5
12.	John Torson, Rockhurst.....	Jr.	29	71	2.4
13.	Mervyn Clarke, Oakland City.....	Jr.	28	68	2.4
14.	Garret Siler, Augusta St.....	So.	31	74	2.4
15.	Michael Pierrot, Felician.....	Sr.	27	63	2.3
16.	Josh Kindred, Lenoir-Rhyne.....	Jr.	28	65	2.3
17.	Curtis Milner, Lander.....	Fr.	31	69	2.2
18.	Bryan Lee, Grand Canyon.....	Sr.	29	64	2.2
19.	Joel Box, Quincy.....	Sr.	29	63	2.2
20.	Tyler Cain, South Dakota.....	Fr.	30	64	2.1
21.	Channon Easley, East Stroudsburg.....	Jr.	27	57	2.1
22.	Moneya Pratt, Stillman.....	Sr.	28	59	2.1
23.	Christian Burns, Philadelphia U.....	Sr.	29	61	2.1
24.	Will Graham, Fla. Southern.....	Jr.	28	58	2.1
25.	Devario Hudson, Valdosta St.....	Jr.	29	60	2.1
26.	Craig Williams, Erskine.....	Sr.	22	45	2.0
27.	Ed Desir, Emporia St.....	Sr.	28	56	2.0
	Robbie Will, Seattle Pacific.....	Jr.	28	56	2.0
	Tyrone Davidson, Mo.-Rolla.....	Sr.	26	52	2.0
30.	David White, Seattle.....	Sr.	29	57	2.0

Steals Per Game

Rk.	Name, School	Cl.	G	St.	Avg.
1.	Japhet McNeil, Bridgeport.....	Sr.	31	125	4.0
2.	Jeremy Byrd, S.C. Upstate.....	Jr.	26	90	3.5
3.	Charlie Parker, Millersville.....	Jr.	33	104	3.2
4.	Jonte Flowers, Winona St.....	Jr.	36	107	3.0
5.	Moneya Pratt, Stillman.....	Sr.	28	82	2.9
6.	Shaun McKie, Salem Int'l.....	Sr.	25	73	2.9
7.	Terrance Whitters, Arkansas Tech.....	Jr.	23	64	2.8
8.	Paul Flowers, Mercy.....	Jr.	27	69	2.6
9.	Frank Pinson, Albany St. (Ga.).....	Sr.	32	81	2.5

Rk.	Name, School	Cl.	G	Stl.	Avg.
10.	Robert Quaintance, Fla. Gulf Coast.....	Jr.	31	77	2.5
11.	Herman Burge, Valdosta St.	Sr.	29	71	2.4
12.	Zack Wright, Central Mo.....	Sr.	35	85	2.4
13.	Leon Kennedy, Clarion.....	Sr.	28	68	2.4
14.	Elijah Rouse, Mount Olive.....	Sr.	31	75	2.4
15.	Jeff Dickson, St. Anselm.....	Jr.	25	60	2.4
16.	Gil Goodrich, Bowie St.....	Sr.	28	67	2.4
17.	Ralph Mata, Lincoln (Mo.).....	Jr.	26	62	2.4
18.	Sheanan Martinez, Nyack.....	Jr.	27	64	2.4
19.	Blake Strouth, Minn. St. Moorhead.....	Jr.	25	59	2.4
20.	Beau Brown, Lincoln Memorial.....	Fr.	28	66	2.4
	Kai Wells, Lincoln Memorial.....	Sr.	28	66	2.4

Rk.	Name, School	Cl.	G	Stl.	Avg.
22.	Chuck Davis, Shippensburg.....	Sr.	31	73	2.4
23.	Bryant Lassiter, NYIT.....	So.	29	68	2.3
24.	Terrell Eargle, Alderson-Broadus.....	Fr.	30	70	2.3
	Zach Chandler, Newberry.....	Sr.	27	63	2.3
26.	Maurice Hooper, Johnson C. Smith.....	Jr.	25	58	2.3
27.	Marcus Grant, West Fla.....	Sr.	27	62	2.3
	J.B. Jones, SIU Edwardsville.....	Jr.	27	62	2.3
29.	Jarrold Jackson, Tuskegee.....	Fr.	26	59	2.3
30.	Cornelius Gilleylen, St. Edward's.....	Sr.	30	68	2.3
31.	Winston Hines, Stillman.....	Jr.	28	63	2.3
	Damien Lolar, West Tex. A&M.....	Sr.	28	63	2.3
	Adrian Miles, Goldey-Beacom.....	Fr.	28	63	2.3

2007 Division II Individual Game Highs

Points

Rk.	Name, School	Cl.	Opponent	Date	Pts.
1.	Gil Goodrich, Bowie St.....	Sr.	Mansfield	12/9/2006	52
2.	DeMario Grier, Pfeiffer.....	Sr.	Limestone	2/8/2007	48
3.	Damien Lolar, West Tex. A&M.....	Sr.	Ouachita Baptist	11/25/2006	47
4.	Ricky Yahn, Wheeling Jesuit.....	Sr.	Salem Int'l	1/6/2007	45
5.	Matt Otte, Bellarmine.....	Sr.	Lewis	2/10/2007	43
	Brian Foster, Concord.....	Sr.	West Liberty St.	2/1/2007	43
	Ted Scott, West Virginia St.	Jr.	West Liberty St.	1/20/2007	43
	Greg Brown, Montevallo.....	Sr.	West Ga.	1/13/2007	43
	Milton Nance, North Ala.....	Sr.	Arkansas Tech	12/18/2006	43
	Dustin Bremerman, Seattle Pacific.....	Sr.	BYU-Hawaii	12/2/2006	43
11.	Torre Doty, Ark.-Monticello.....	Sr.	Arkansas Tech	1/20/2007	42
12.	Gil Goodrich, Bowie St.....	Sr.	St. Augustine's	2/8/2007	41
	Luke Belt, Central Okla.....	So.	Tex. A&M-Commerce	2/7/2007	41
	Troy Slaten, Mo.-St. Louis.....	Sr.	Mo.-Rolla	2/6/2007	41
	Nate Newell, Ark.-Monticello.....	Sr.	Harding	2/2/2007	41
	Andre Dabney, Bloomfield.....	Sr.	Post	1/16/2007	41
	Tyrone Anderson, Concord.....	Sr.	Pitt.-Johnstown	1/13/2007	41
	Japhet McNeil, Bridgeport.....	Sr.	Southern N.H.	1/8/2007	41
	Shane Maynard, West Liberty St... Jr.	Jr.	Pitt.-Johnstown	12/29/2006	41
	Kris Krzyminski, Wayne St. (Mich.).....	Sr.	Gannon	11/30/2006	41
	Bryant Lassiter, NYIT.....	So.	Adelphi	11/29/2006	41
22.	Brian Stamer, Colo. Christian.....	Jr.	Chadron St.	2/17/2007	40
	Ryan Lancaster, Holy Family.....	Jr.	Bloomfield	1/13/2007	40
	Jason Thomas, East Central.....	Jr.	Southwestern Christ.	12/12/2006	40
	Brett Ledbetter, Mo.-St. Louis.....	Sr.	Rockhurst	12/9/2006	40
	Justin Wilson, Lock Haven.....	So.	East Stroudsburg	12/2/2006	40

Field-Goal Percentage

Minimum 10 made

Rk.	Name, School	Cl.	Opponent	Date	FGM	FGA	FG%
1.	Patrick Hannaway, UC-Colo. Spgs.....	Sr.	Carroll (Wis.)	11/25/2006	15	15	100.0
	Esmir Guzonjic, North Ala.....	Sr.	West Fla.	2/3/2007	13	13	100.0
	Dee Dee Drake, Henderson St.....	Sr.	Rhema	12/4/2006	13	13	100.0
	Scott Mirich, West Liberty St.....	Fr.	Davis & Elkins	1/13/2007	11	11	100.0
	Mikal Monette, Eastern N.M.....	Sr.	S'western Christ.	11/30/2006	10	10	100.0
6.	Fernando Bonfim, Chadron St.....	Sr.	Colo. Christian	2/17/2007	12	13	92.3
	Frank Phifer, Washburn.....	Sr.	Northwest Mo. St.	2/14/2007	12	13	92.3
8.	Anthony Brown, Central Okla.....	Sr.	Tarleton St.	2/27/2007	11	12	91.7
	Artavius Mitchell, Lincoln Memorial.....	Sr.	Carson-Newman	2/17/2007	11	12	91.7
	Curt Ludtke, Northwood (Mich.).....	Sr.	Ferris St.	2/3/2007	11	12	91.7
	Remi Yusuf, Tex. A&M-Kingsville.....	Sr.	Eastern N.M.	2/3/2007	11	12	91.7
12.	Aurimas Truskauskas, Gannon.....	Sr.	Wayne St. (Mich.)	2/10/2007	10	11	90.9
	Brad Ferstenou, Wis.-Parkside.....	Jr.	Bellarmine	2/8/2007	10	11	90.9
	Tyler Stoczynski, Gannon.....	So.	Penn St.-McKeesport	1/15/2007	10	11	90.9
	Channon Easley, East Stroudsburg.....	Jr.	Phila. Sciences	1/3/2007	10	11	90.9
	Joe Martinez, Northeastern St. .. Jr.	Jr.	Haskell	12/16/2006	10	11	90.9
	Emmanuel Little, North Dakota.....	Jr.	Dickinson St.	12/9/2006	10	11	90.9
	Raymond Shaw, West Ala.....	Sr.	Clark Atlanta	12/6/2006	10	11	90.9
	Henrick Foster, West Ga.....	Jr.	Columbus St.	11/24/2006	10	11	90.9

Three-Point Field Goals Made

Rk.	Name, School	Cl.	Opponent	Date	3FG
1.	Chad Miller, Oakland City.....	Sr.	Boyce	2/3/2007	11
	Kris Krzyminski, Wayne St. (Mich.).....	Sr.	Gannon	11/30/2006	11
3.	Rodney Edgerson, Ky. Wesleyan.. Sr.	Sr.	Wis.-Parkside	1/25/2007	10
	Dominique Barron, Wilmington (Del.).....	So.	Caldwell	12/16/2006	10
5.	E.J. Murray, Florida Tech.....	Jr.	Fla. Southern	2/28/2007	9
	Matt Otte, Bellarmine.....	Sr.	Lewis	2/10/2007	9
	Jason Stampley, Southeastern Okla.....	Sr.	Cameron	2/7/2007	9
	Gil Goodrich, Bowie St.....	Sr.	Virginia Union	1/23/2007	9
	Barry Jones, St. Augustine's.....	Sr.	Johnson C. Smith	1/23/2007	9
	Ted Scott, West Virginia St.....	Jr.	West Liberty St.	1/20/2007	9
	Bryce Caldwell, Wayne St. (Neb.).. Jr.	Jr.	Minn. St. Moorhead	1/19/2007	9
	Jeff Miner, Mont. St.-Billings.....	Fr.	Dallas Baptist	1/17/2007	9
	Milton Nance, North Ala.....	Sr.	Arkansas Tech	12/18/2006	9
	Kevin Hill, Mansfield.....	Jr.	Bowie St.	12/9/2006	9
	Dustin Bremerman, Seattle Pacific.....	Sr.	BYU-Hawaii	12/2/2006	9
	Raul Mercedes, C.W. Post.....	Sr.	St. Anselm	11/17/2006	9

Three-Point Field-Goal Percentage

Minimum 8 made

Rk.	Name, School	Cl.	Opponent	Date	3FG	3FGA	3FG%
1.	Rodney Edgerson, Ky. Wesleyan.....	Sr.	Wis.-Parkside	1/25/2007	10	10	100.0
	Kyric Rambo, Southeastern Okla.....	Jr.	Tex. A&M-Commerce	1/27/2007	8	8	100.0
	Justin Wilson, Lock Haven.....	So.	East Stroudsburg	12/2/2006	8	8	100.0
	Taurean Moy, LeMoyné-Owen.....	Fr.	Delta St.	11/25/2006	8	8	100.0
	Trey Mines, Virginia St.....	Fr.	N.C. Central	1/23/2007	7	7	100.0
6.	Kevin Ratzsch, Northern St.....	So.	Wayne St. (Neb.)	2/3/2007	8	9	88.9
7.	Jeff Martin, Neb.-Kearney.....	Fr.	Chadron St.	2/6/2007	7	8	87.5
	Theo Donley, Chadron St.....	Sr.	Colo. Christian	2/2/2007	7	8	87.5
9.	Nick Certa, Truman.....	Jr.	Emporia St.	2/21/2007	7	9	77.8
	Lance Hazel, Queens (N.Y.).....	Sr.	Concordia (N.Y.)	1/20/2007	7	9	77.8
	Charlie Smallwood, Dist. Columbia.....	Jr.	Kutztown	11/25/2006	7	9	77.8
12.	Matt Otte, Bellarmine.. Sr.	Sr.	Lewis	2/10/2007	9	12	75.0
	Dustin Bremerman, Seattle Pacific.....	Sr.	BYU-Hawaii	12/2/2006	9	12	75.0
14.	Chad Miller, Oakland City.....	Sr.	Boyce	2/3/2007	11	15	73.3
15.	Matt Fletcher, Southwest Minn. St... Jr.	Jr.	Bemidji St.	1/26/2007	8	11	72.7
16.	Matt Fletcher, Southwest Minn. St... Jr.	Jr.	Wayne St. (Neb.)	2/17/2007	7	10	70.0
	Champ Sylvester, Tex. A&M-Commerce.....	Jr.	Central Okla.	2/7/2007	7	10	70.0
	John Morris, C.W. Post.....	Sr.	Gannon	11/24/2006	7	10	70.0
19.	Sam Belt, Central Okla.....	Jr.	Okla. Christian	11/28/2006	8	12	66.7
20.	Bryce Caldwell, Wayne St. (Neb.).....	Jr.	Minn. St. Moorhead	1/19/2007	9	14	64.3
	Milton Nance, North Ala.....	Sr.	Arkansas Tech	12/18/2006	9	14	64.3

Free-Throw Percentage

Minimum 12 made

Rk.	Name, School	Cl.	Opponent	Date	FT	FTA	FT%
1.	Zack Wright, Central Mo.....	Sr.	Pittsburg St.	12/9/2006	16	16	100.0
	Bryant Lassiter, NYIT	So.	St. Thomas Aquinas	2/3/2007	15	15	100.0
	Paul Flowers, Mercy	Jr.	Bloomfield	1/4/2007	15	15	100.0
	Hunter Henry, Northwest Mo. St.	So.	Mo. Southern St.	3/1/2007	14	14	100.0
	Lance Den Boer, Central Wash.	Sr.	Alas. Anchorage	2/22/2007	14	14	100.0
	LaVontay Fenderson, Wis.-Parkside.....	So.	Mo.-St. Louis	1/20/2007	14	14	100.0
	Shane Maynard, West Liberty St.....	Jr.	Bluefield St.	2/3/2007	13	13	100.0
	Antonio Fitzgerald, St. Augustine's	Sr.	Livingstone	1/11/2007	13	13	100.0
	Ty McTyer, Colorado St.-Pueblo	Jr.	UC-Colo. Spgs.	12/30/2006	13	13	100.0
	Jean Georges, Caldwell.....	Sr.	Nyack	2/20/2007	12	12	100.0
	Greg Twomey, Assumption.	Jr.	Stonehill	2/17/2007	12	12	100.0
	Nate Newell, Ark.-Monticello	Sr.	Ouachita Baptist	2/8/2007	12	12	100.0
	Troy Slaten, Mo.-St. Louis	Sr.	Mo.-Rolla	2/6/2007	12	12	100.0
	Omari Knox, Bloomfield	So.	Goldley-Beacom	1/27/2007	12	12	100.0
	Jonny Reibel, Rollins.....	Jr.	St. Leo	1/17/2007	12	12	100.0
	Dustin Bremerman, Seattle Pacific.....	Sr.	Western Wash.	1/13/2007	12	12	100.0
	Milton Nance, North Ala.....	Sr.	Arkansas Tech	12/18/2006	12	12	100.0
	David Walters, Wayne St. (Neb.).....	So.	Mary	12/9/2006	12	12	100.0
	Jake Linton, St. Martin's.....	So.	Ashland	11/17/2006	12	12	100.0
	Radayl Richardson, Michigan Tech.....	Sr.	Wis.-Parkside	11/17/2006	12	12	100.0

Rebounds

Rk.	Name, School	Cl.	Opponent	Date	Reb.
1.	Brian Monahan, St. Michael's	Jr.	Assumption	1/11/2007	24
2.	Barry Cornish, Shepherd.....	Jr.	Columbia Union	11/17/2006	23
3.	Elijah Rouse, Mount Olive.....	Sr.	Barton	1/18/2007	22
4.	Brandon Wash, Dallas Baptist	So.	Tex. Permian Basin	1/22/2007	21
	Jason Gant, Incarnate Word	Sr.	Concordia (Tex.)	12/30/2006	21
	Anthony Hilliard, Elizabeth City St... ..	So.	Livingstone	11/30/2006	21
7.	Dusty Jura, Neb.-Kearney	Sr.	Metro St.	3/3/2007	20
	Robert Strickland, Charleston (W.V.)	Jr.	Bluefield St.	1/6/2007	20
	Eric Dawson, Midwestern St.....	Sr.	Southeastern Okla.	12/2/2006	20
	Aurimas Truskauskas, Gannon	Sr.	Edinboro	11/27/2006	20

Assists

Rk.	Name, School	Cl.	Opponent	Date	Ast.
1.	Edwin Torres, Virginia St.	Jr.	N.C. Central	1/23/2007	16
	Luke Cooper, Alas. Anchorage	Jr.	UM-Kansas City	11/24/2006	16
3.	Brian Graves, Catawba	Sr.	Carson-Newman	2/28/2007	15
	Shon Caston, Montevallo	Jr.	Carver Bible	1/16/2007	15
	Ronnie Means, Fairmont St.....	Jr.	Pfeiffer	12/31/2006	15
	Herman Burge, Valdosta St.	Sr.	Nova Southeastern	12/30/2006	15
7.	Aaron Nichols, Salem Int'l	Sr.	Ohio Valley	1/20/2007	14
	Mike Daniels, Tarleton St.....	Jr.	Tex. A&M-Commerce	1/4/2007	14

Rk.	Name, School	Cl.	Opponent	Date	Ast.
9.	J.B. Jones, SIU Edwardsville.....	Jr.	Mo.-St. Louis	2/24/2007	13
	Luke Cooper, Alas. Anchorage	Jr.	Western Ore.	2/1/2007	13
	Sheanan Martinez, Nyack.....	Jr.	Bloomfield	1/30/2007	13
	Raheem Scott, Holy Family	Sr.	Wilmington (Del.)	1/16/2007	13
	Ryan Webb, Seattle.....	Sr.	Cheyney	12/30/2006	13
	Edwin Torres, Virginia St.	Jr.	Alderson-Broadaddus	12/29/2006	13
	Hassan Washington, Queens (N.Y.) ...	Sr.	New Haven	12/6/2006	13
	Marques Blank, Augustana (S.D.) ...	So.	Mo. Southern St.	12/2/2006	13
	Ryan Webb, Seattle.....	Sr.	Ashland	11/18/2006	13

Blocked Shots

Rk.	Name, School	Cl.	Opponent	Date	Blk.
1.	Mervyn Clarke, Oakland City.....	Jr.	Ind.-East	11/15/2006	13
2.	Sean McKeon, Kutztown.....	Jr.	Millersville	2/15/2007	11
3.	Robert Espinosa, Shaw	Fr.	Livingstone	2/22/2007	10
4.	John Smith, Winona St.....	Jr.	Neb.-Kearney	3/11/2007	9
	Avis Wyatt, Virginia St.....	Sr.	Livingstone	1/25/2007	9
	Ron Wyatt, Dominican (N.Y.)	Jr.	Bloomfield	12/21/2006	9
	Ryan McLemore, Edinboro.....	Jr.	Mercyhurst	12/6/2006	9
	Avis Wyatt, Virginia St.....	Sr.	Johnson C. Smith	11/30/2006	9
	Robbie Will, Seattle Pacific	Jr.	Cal St. L.A.	11/17/2006	9
10.	Bryan Grier, Wingate.....	Jr.	Carson-Newman	2/24/2007	8
	Ricky Volcy, Northern Mich.....	Sr.	Northwood (Mich.)	2/17/2007	8
	Michael Pierrot, Felician	Sr.	Goldley-Beacom	2/5/2007	8
	John Smith, Winona St.....	Jr.	Clarke	1/31/2007	8
	Jeremy Black, Tampa	Jr.	Southeastern (Fla.)	12/18/2006	8
	Tyrone Davidson, Mo.-Rolla.....	Sr.	Cent. Christian (Mo)	12/18/2006	8
	Robert Strickland, Charleston (W.V.)	Jr.	Ohio-Eastern	12/16/2006	8
	Sean McKeon, Kutztown.....	Jr.	Lock Haven	12/3/2006	8
	Eric Dawson, Midwestern St.....	Sr.	Southeastern Okla.	12/2/2006	8
	Ryan McLemore, Edinboro.....	Jr.	Bloomsburg	1/14/2006	8
	Sean McKeon, Kutztown.....	Jr.	West Chester	1/10/2006	8

Steals

Rk.	Name, School	Cl.	Opponent	Date	St.
1.	David Clark, Delta St.	So.	LeMoyne-Owen	11/25/2006	15
2.	Frank Petersen, Dist. Columbia	Jr.	Ohio St.-Marion	1/1/2006	9
3.	Hassan Robinson, St. Paul's.....	Sr.	Virginia St.	2/3/2007	8
	Dan Binggeli, West Liberty St.	Jr.	Concord	2/1/2007	8
	Kevin Widemond, Tex. A&M-Commerce.....	Jr.	Central Okla.	1/29/2007	8
	Japhet McNeil, Bridgeport.....	Sr.	C.W. Post	1/27/2007	8
	Terrance Whithers, Arkansas Tech	Jr.	Delta St.	1/25/2007	8
	Shaun McKie, Salem Int'l	Sr.	Ohio Valley	1/20/2007	8
	Gil Goodrich, Bowie St.....	Sr.	Shaw	1/13/2007	8
	Damon Harris, Ouachita Baptist.....	Sr.	Champion Bapt.	1/8/2007	8
	Japhet McNeil, Bridgeport.....	Sr.	St. Thomas Aquinas	1/4/2007	8
	Paul Flowers, Mercy.....	Jr.	NYIT	12/9/2006	8
	Paul Flowers, Mercy.....	Jr.	Bloomfield	12/3/2006	8
	Greg Brown, Montevallo.....	Sr.	Tuskegee	11/21/2006	8
	Zach Chandler, Newberry.....	Sr.	Allen	11/21/2006	8
	Chase Groves, Glenville St.....	So.	Ohio St.-Newark	11/18/2006	8

2007 Division II Team Leaders

Won-Lost Percentage

Rk.	School	W	L	Pct.
1.	Winona St.	35	1	97.2
2.	Bentley	32	1	97.0
3.	Findlay	29	2	93.5
4.	Central Mo.	31	4	88.6
5.	Metro St.	28	4	87.5
6.	Humboldt St.	26	4	86.7
7.	Barton	31	5	86.1
8.	Grand Valley St.	29	5	85.3
9.	Minn. St. Mankato	28	5	84.8
11.	Millersville	28	5	84.8
11.	Southeastern Okla.	27	5	84.4
12.	Benedict	25	5	83.3
12.	West Liberty St.	25	5	83.3
14.	Southern Ind.	29	6	82.9
15.	Montevallo	28	6	82.4
16.	Eckerd	27	6	81.8
16.	Fla. Gulf Coast	27	6	81.8
18.	Cal St. San B'dino	26	6	81.3
19.	Alderson-Broaddus	24	6	80.0
19.	St. Edward's	24	6	80.0
21.	Virginia Union	23	6	79.3
22.	West Virginia St.	26	7	78.8
23.	Rollins	25	7	78.1
24.	Midwestern St.	24	7	77.4
24.	Augusta St.	24	7	77.4
	Neb.-Kearney	24	7	77.4
	California (Pa.)	24	7	77.4
	Northwest Mo. St.	24	7	77.4
29.	South Dakota	23	7	76.7
	Barry	23	7	76.7

Scoring Offense

Rk.	School	G	W-L	Pts.	Avg.
1.	West Liberty St.	30	25-5	2,962	98.7
2.	Pfeiffer	28	17-11	2,691	96.1
3.	West Virginia St.	33	26-7	2,979	90.3
4.	Southwestern Okla.	27	17-10	2,386	88.4
5.	Mount Olive	31	23-8	2,717	87.6
6.	Wheeling Jesuit	28	18-10	2,413	86.2
7.	Barton	36	31-5	3,090	85.8
8.	Winona St.	36	35-1	3,083	85.6
9.	Concord	30	17-13	2,567	85.6
10.	Cal St. Stanislaus	29	13-16	2,473	85.3
11.	North Ala.	29	15-14	2,471	85.2
12.	St. Paul's	28	11-17	2,383	85.1
13.	Bowie St.	29	19-10	2,468	85.1
14.	Southern Ind.	35	29-6	2,931	83.7
15.	Emporia St.	29	21-8	2,426	83.7
16.	Humboldt St.	30	26-4	2,496	83.2
17.	Midwestern St.	31	24-7	2,579	83.2
18.	Southeastern Okla.	32	27-5	2,654	82.9
19.	Central Okla.	28	20-8	2,322	82.9
20.	Alderson-Broaddus	30	24-6	2,487	82.9
21.	Montevallo	34	28-6	2,816	82.8
22.	Wingate	34	25-9	2,813	82.7
23.	Oakland City	28	16-12	2,312	82.6
24.	Valdosta St.	29	20-9	2,386	82.3
25.	UC-Colo. Spgs.	28	16-12	2,301	82.2
26.	Tex. A&M-Commerce	28	14-14	2,294	81.9
27.	Millersville	33	28-5	2,700	81.8
28.	Neb.-Kearney	31	24-7	2,530	81.6
29.	Catawba	31	20-11	2,509	80.9
30.	Carson-Newman	29	10-19	2,337	80.6

Scoring Defense

Rk.	School	G	W-L	Opp. Pts.	Opp. Avg.
1.	Bentley	33	32-1	1,898	57.5
2.	Grand Valley St.	34	29-5	1,956	57.5
3.	Henderson St.	32	23-9	1,873	58.5

Rk.	School	G	W-L	Opp. Pts.	Opp. Avg.
4.	Northwest Mo. St.	31	24-7	1,855	59.8
5.	Findlay	31	29-2	1,867	60.2
6.	Clayton St.	32	24-8	1,947	60.8
7.	Southwest Minn. St.	30	20-10	1,841	61.4
8.	Christian Bros.	28	21-7	1,721	61.5
9.	Stillman	28	15-13	1,722	61.5
10.	Eckerd	33	27-6	2,035	61.7
11.	Holy Family	28	19-9	1,728	61.7
12.	SIU Edwardsville	27	15-12	1,667	61.7
13.	Michigan Tech	28	13-15	1,734	61.9
14.	Edinboro	29	19-10	1,796	61.9
15.	Presbyterian	29	20-9	1,810	62.4
16.	Barry	30	23-7	1,881	62.7
17.	Philadelphia U.	30	20-10	1,883	62.8
18.	Lander	31	20-11	1,949	62.9
19.	Shippensburg	31	17-14	1,951	62.9
20.	Benedict	30	25-5	1,890	63.0
21.	Caldwell	31	19-12	1,961	63.3
22.	Central Mo.	35	31-4	2,223	63.5
23.	St. Mary's (Tex.)	28	16-12	1,783	63.7
24.	Phila. Sciences	29	14-15	1,847	63.7
25.	California (Pa.)	31	24-7	1,978	63.8
26.	Fort Valley St.	30	18-12	1,926	64.2
27.	Truman	29	16-13	1,870	64.5
28.	Adelphi	31	18-13	2,000	64.5
29.	Southern Ark.	27	11-16	1,743	64.6
30.	Cal St. Bakersfield	29	15-14	1,875	64.7

Scoring Margin

Rk.	School	W-L	Pts.	Avg.	Opp. Pts.	Opp. Avg.	Pt. Mar.
1.	Winona St.	35-1	3,083	85.6	2,393	66.5	19.2
2.	Findlay	29-2	2,426	78.3	1,867	60.2	18.0
3.	Bentley	32-1	2,410	73.0	1,898	57.5	15.5
4.	Central Mo.	31-4	2,764	79.0	2,223	63.5	15.5
5.	Southern Ind.	29-6	2,931	83.7	2,406	68.7	15.0
6.	Grand Valley St.	29-5	2,453	72.1	1,956	57.5	14.6
7.	Montevallo	28-6	2,816	82.8	2,332	68.6	14.2
8.	Metro St.	28-4	2,544	79.5	2,105	65.8	13.7
9.	Northwest Mo. St.	24-7	2,261	72.9	1,855	59.8	13.1
10.	Millersville	28-5	2,700	81.8	2,283	69.2	12.6
11.	West Liberty St.	25-5	2,962	98.7	2,586	86.2	12.5
12.	Alas. Anchorage	19-9	2,182	77.9	1,838	65.6	12.3
13.	Alderson-Broaddus	24-6	2,487	82.9	2,128	70.9	12.0
14.	Oakland City	16-12	2,312	82.6	1,977	70.6	12.0
15.	California (Pa.)	24-7	2,339	75.5	1,978	63.8	11.6
16.	Wheeling Jesuit	18-10	2,413	86.2	2,089	74.6	11.6
17.	Humboldt St.	26-4	2,496	83.2	2,160	72.0	11.2
18.	Augusta St.	24-7	2,494	80.5	2,155	69.5	10.9
19.	Clayton St.	24-8	2,293	71.7	1,947	60.8	10.8
20.	Eckerd	27-6	2,387	72.3	2,035	61.7	10.7
21.	Cal St. San B'dino	26-6	2,520	78.8	2,181	68.2	10.6
22.	Mount Olive	23-8	2,717	87.6	2,390	77.1	10.5
23.	Fla. Gulf Coast	27-6	2,498	75.7	2,150	65.2	10.5
24.	Southeastern Okla.	27-5	2,654	82.9	2,319	72.5	10.5
25.	Pitt.-Johnstown	21-9	2,396	79.9	2,093	69.8	10.1
26.	Minn. St. Mankato	28-5	2,577	78.1	2,247	68.1	10.0
27.	Valdosta St.	20-9	2,386	82.3	2,097	72.3	10.0
28.	South Dakota	23-7	2,386	79.5	2,091	69.7	9.8
29.	St. Edward's	24-6	2,262	75.4	1,983	66.1	9.3
30.	Neb.-Kearney	24-7	2,530	81.6	2,251	72.6	9.0
	Virginia Union	23-6	2,174	75.0	1,913	66.0	9.0
32.	Christian Bros.	21-7	1,972	70.4	1,721	61.5	9.0

Field-Goal Percentage

Rk.	School	G	W-L	FGM	FGA	FG%
1.	Winona St.	36	35-1	1,128	2,162	52.2
2.	Pitt.-Johnstown	30	21-9	918	1,760	52.2
3.	Southern Ind.	35	29-6	1,070	2,060	51.9
4.	Humboldt St.	30	26-4	875	1,706	51.3
5.	North Greenville	29	16-13	798	1,559	51.2
6.	Alas. Anchorage	28	19-9	742	1,450	51.2
7.	Concord	30	17-13	957	1,874	51.1

Rk.	School	G	W-L	FGM	FGA	FG%
8.	Ky. Wesleyan	27	13-14	722	1,423	50.7
9.	BYU-Hawaii	28	20-8	778	1,536	50.7
10.	West Liberty St.	30	25-5	1,025	2,024	50.6
11.	Shepherd	29	16-13	857	1,696	50.5
12.	Montevallo	34	28-6	1,003	1,989	50.4
13.	UC-Colo. Spgs.	28	16-12	806	1,600	50.4
14.	Henderson St.	32	23-9	779	1,558	50.0
	West Tex. A&M	29	18-11	762	1,524	50.0
	Lenoir-Rhyne	28	18-10	728	1,456	50.0
17.	Augusta St.	31	24-7	887	1,781	49.8
18.	Seattle Pacific	28	18-10	790	1,588	49.7
19.	Alderson-Broadbudd	30	24-6	909	1,828	49.7
20.	Cal St. San B'dino	32	26-6	895	1,800	49.7
21.	Quincy	30	20-10	798	1,606	49.7
22.	Bellarmine	27	12-15	723	1,456	49.7
23.	Fort Lewis	31	22-9	841	1,695	49.6
24.	Findlay	31	29-2	860	1,739	49.5
25.	Mesa St.	27	17-10	666	1,348	49.4
26.	Christian Bros.	28	21-7	723	1,465	49.4
27.	Drury	30	21-9	832	1,686	49.3
28.	Midwestern St.	31	24-7	889	1,805	49.3
29.	North Dakota	28	11-17	748	1,520	49.2
30.	Southeastern Okla.	32	27-5	926	1,888	49.0
31.	Oakland City	28	16-12	823	1,678	49.0

Field-Goal Percentage Defense

Rk.	School	G	W-L	Opp. FG	Opp. FGA	Opp. FG%
1.	Grand Valley St.	34	29-5	677	1,831	37.0
2.	Edinboro	29	19-10	670	1,773	37.8
3.	Paine	27	17-10	631	1,649	38.3
4.	Henderson St.	32	23-9	655	1,699	38.6
5.	Fla. Gulf Coast	33	27-6	741	1,900	39.0
6.	Virginia Union	29	23-6	695	1,768	39.3
7.	Shippensburg	31	17-14	672	1,707	39.4
8.	Bentley	33	32-1	717	1,807	39.7
9.	Michigan Tech	28	13-15	581	1,464	39.7
10.	NYIT	29	20-9	688	1,729	39.8
11.	Winona St.	36	35-1	906	2,275	39.8
12.	Northwest Mo. St.	31	24-7	627	1,563	40.1
13.	Eckerd	33	27-6	718	1,787	40.2
14.	Tarleton St.	28	18-10	664	1,641	40.5
15.	Holy Family	28	19-9	627	1,549	40.5
16.	Adelphi	31	18-13	639	1,577	40.5
17.	Clayton St.	32	24-8	684	1,682	40.7
18.	South Dakota	30	23-7	750	1,843	40.7
19.	Fort Valley St.	30	18-12	661	1,619	40.8
20.	Le Moyne	29	14-15	676	1,654	40.9
21.	Johnson C. Smith	25	16-9	619	1,514	40.9
22.	Kentucky St.	30	15-15	766	1,871	40.9
23.	C.W. Post	30	19-11	717	1,751	40.9
24.	Tusculum	28	13-15	647	1,577	41.0
25.	Barry	30	23-7	654	1,594	41.0
26.	Bridgeport	31	22-9	700	1,706	41.0
27.	Benedict	30	25-5	688	1,675	41.1
28.	Fla. Southern	28	8-20	706	1,718	41.1
29.	East Central	26	10-16	636	1,546	41.1
30.	Southwest Minn. St.	30	20-10	673	1,634	41.2
31.	Lynn	28	14-14	638	1,549	41.2
32.	Pitt.-Johnstown	30	21-9	741	1,798	41.2

Three-Point Field Goals Per Game

Rk.	School	G	W-L	3FG	3PG
1.	Fairmont St.	28	14-14	296	10.6
2.	Ashland	28	16-12	283	10.1
	Oakland City	28	16-12	283	10.1
4.	Rollins	32	25-7	321	10.0
5.	Northern Mich.	29	18-11	290	10.0
6.	Columbus St.	29	17-12	289	10.0
7.	Coker	29	8-21	286	9.9
8.	West Liberty St.	30	25-5	294	9.8
9.	Northwest Nazarene	27	10-17	261	9.7
10.	Southwestern Okla.	27	17-10	260	9.6
11.	St. Michael's	29	16-13	272	9.4
12.	Mont. St.-Billings	27	6-21	253	9.4
13.	West Virginia St.	33	26-7	309	9.4
14.	Southwest Baptist	28	16-12	261	9.3

Rk.	School	G	W-L	3FG	3PG
	Pfeiffer	28	17-11	261	9.3
16.	Metro St.	32	28-4	298	9.3
17.	Northern Ky.	33	24-9	298	9.0
18.	Valdosta St.	29	20-9	261	9.0
19.	Neb.-Kearney	31	24-7	277	8.9
20.	Davis & Elkins	28	6-22	250	8.9
	Wheeling Jesuit	28	18-10	250	8.9
22.	Chaminade	27	16-11	240	8.9
23.	Seattle Pacific	28	18-10	248	8.9
24.	Grand Canyon	29	21-8	255	8.8
25.	Emporia St.	29	21-8	252	8.7
26.	North Ala.	29	15-14	251	8.7
27.	Mansfield	26	9-17	225	8.7
28.	Limestone	29	20-9	250	8.6
29.	Western St.	27	12-15	231	8.6
30.	Ala.-Huntsville	29	18-11	248	8.6

Three-Point Field-Goal Percentage

Minimum 5 made per game

Rk.	School	G	W-L	3FG	3FGA	3FG%
1.	Metro St.	32	28-4	298	675	44.1
2.	Oakland City	28	16-12	283	661	42.8
3.	Northern St.	29	21-8	241	565	42.7
4.	West Virginia St.	33	26-7	309	726	42.6
5.	Alas. Anchorage	28	19-9	219	517	42.4
6.	LeMoyne-Owen	28	12-16	189	456	41.4
7.	Wayne St. (Mich.)	26	13-13	175	426	41.1
8.	Winona St.	36	35-1	263	646	40.7
9.	Augusta St.	31	24-7	222	546	40.7
10.	Montevallo	34	28-6	248	611	40.6
11.	Ky. Wesleyan	27	13-14	174	429	40.6
12.	Minn. Duluth	29	16-13	208	516	40.3
13.	West Liberty St.	30	25-5	294	735	40.0
14.	Neb.-Kearney	31	24-7	277	695	39.9
15.	Augustana (S.D.)	28	16-12	224	566	39.6
16.	Mo.-St. Louis	27	9-18	184	465	39.6
17.	BYU-Hawaii	28	20-8	207	524	39.5
18.	Sonoma St.	26	15-11	187	474	39.5
19.	Upper Iowa	28	3-25	180	457	39.4
20.	Pfeiffer	28	17-11	261	663	39.4
21.	Fairmont St.	28	14-14	296	752	39.4
22.	Rollins	32	25-7	321	816	39.3
23.	Midwestern St.	31	24-7	203	517	39.3
24.	Northern Ky.	33	24-9	298	759	39.3
25.	Emporia St.	29	21-8	252	642	39.3
26.	Southwest Minn. St.	30	20-10	250	637	39.2
27.	Fort Lewis	31	22-9	247	630	39.2
28.	S.C. Upstate	28	17-11	227	579	39.2
29.	Drury	30	21-9	207	528	39.2
30.	Mesa St.	27	17-10	176	449	39.2
31.	Limestone	29	20-9	250	638	39.2
32.	Seattle Pacific	28	18-10	248	633	39.2
33.	Adams St.	30	16-14	219	559	39.2
34.	Grand Canyon	29	21-8	255	651	39.2

Free-Throw Percentage

Rk.	School	G	W-L	FT	FTA	FT%
1.	Northwest Nazarene	27	10-17	384	473	81.2
2.	Augustana (S.D.)	28	16-12	363	455	79.8
3.	Ark.-Monticello	26	9-17	451	581	77.6
4.	Alas. Anchorage	28	19-9	479	620	77.3
5.	Ashland	28	16-12	429	556	77.2
6.	West Liberty St.	30	25-5	618	801	77.2
7.	Mesa St.	27	17-10	551	720	76.5
8.	Minn. Duluth	29	16-13	401	524	76.5
9.	Pfeiffer	28	17-11	608	797	76.3
10.	Neb.-Omaha	28	12-19	407	534	76.2
11.	St. Rose	32	22-10	416	546	76.2
12.	Carson-Newman	29	10-19	501	660	75.9
13.	Northern Ky.	33	24-9	488	643	75.9
14.	Northwest Mo. St.	31	24-7	515	679	75.8
15.	Minn. St. Mankato	33	28-5	561	741	75.7
16.	Mo.-Rolla	27	7-20	352	466	75.5
17.	Ferris St.	28	10-18	338	449	75.3
18.	Western Wash.	26	11-15	470	625	75.2
19.	Lake Superior St.	27	9-18	298	397	75.1
20.	Seattle Pacific	28	18-10	407	544	74.8

Rk.	School	G	W-L	FT	FTA	FT%
21.	Bentley.....	33	32-1	439	587	74.8
22.	St. Martin's.....	27	10-17	478	641	74.6
23.	St. Michael's.....	29	16-13	364	489	74.4
24.	Armstrong Atlantic.....	30	21-9	476	640	74.4
25.	Midwestern St.....	31	24-7	598	805	74.3
26.	Hawaii-Hilo.....	27	9-18	456	614	74.3
27.	Kutztown.....	28	17-11	556	749	74.2
28.	Quincy.....	30	20-10	501	675	74.2
29.	Central Mo.....	35	31-4	713	962	74.1
30.	Merrimack.....	28	8-20	362	489	74.0
31.	North Ala.....	29	15-14	498	673	74.0

Rebound Margin

Rk.	School	W-L	Reb.	Avg.	Opp Reb.	Opp Avg.	Reb Mar.
1.	Fla. Gulf Coast.....	27-6	1,468	44.5	1,111	33.7	10.8
2.	Alderson-Broaddus.....	24-6	1,174	39.1	918	30.6	8.5
3.	Bentley.....	32-1	1,276	38.7	998	30.2	8.4
4.	Eckerd.....	27-6	1,241	37.6	988	29.9	7.7
5.	Fort Valley St.....	18-12	1,199	40.0	974	32.5	7.5
6.	California (Pa.).....	24-7	1,160	37.4	930	30.0	7.4
7.	East Central.....	10-16	1,127	43.3	935	36.0	7.4
8.	Grand Valley St.....	29-5	1,271	37.4	1,025	30.1	7.2
9.	Henderson St.....	23-9	1,142	35.7	913	28.5	7.2
10.	Southern Ind.....	29-6	1,266	36.2	1,021	29.2	7.0
11.	Lynn.....	14-14	1,073	38.3	884	31.6	6.8
12.	St. Mary's (Tex.).....	16-12	1,029	36.8	843	30.1	6.6
13.	Virginia Union.....	23-6	1,188	41.0	999	34.4	6.5
14.	Shepherd.....	16-13	1,080	37.2	893	30.8	6.4
15.	Elizabeth City St.....	16-16	1,394	43.6	1,189	37.2	6.4
16.	Clayton St.....	24-8	1,241	38.8	1,041	32.5	6.3
17.	Minn. Duluth.....	16-13	990	34.1	814	28.1	6.1
18.	Pittsburg St.....	18-13	1,121	36.2	935	30.2	6.0
19.	Central Mo.....	31-4	1,282	36.6	1,076	30.7	5.9
20.	Alas. Fairbanks.....	17-13	1,108	36.9	937	31.2	5.7
21.	Ky. Wesleyan.....	13-14	908	33.6	757	28.0	5.6
22.	Gannon.....	9-17	948	36.5	809	31.1	5.3
23.	Dist. Columbia.....	20-9	1,153	39.8	1,000	34.5	5.3
24.	Central Okla.....	20-8	1,077	38.5	931	33.3	5.2
25.	Montevallo.....	28-6	1,280	37.6	1,103	32.4	5.2
26.	West Virginia St.....	26-7	1,350	40.9	1,179	35.7	5.2
27.	Tampa.....	15-14	1,126	38.8	976	33.7	5.2
28.	Cheyney.....	15-15	1,120	37.3	969	32.3	5.0
29.	Tarleton St.....	18-10	1,105	39.5	965	34.5	5.0
30.	Winona St.....	35-1	1,390	38.6	1,211	33.6	5.0

Assists Per Game

Rk.	School	G	W-L	Ast.	Avg.
1.	Pitt.-Johnstown.....	30	21-9	586	19.5
2.	Oakland City.....	28	16-12	546	19.5
3.	Seattle Pacific.....	28	18-10	539	19.3
4.	Alas. Anchorage.....	28	19-9	536	19.1
5.	West Liberty St.....	30	25-5	565	18.8
6.	Drury.....	30	21-9	561	18.7
7.	Central Okla.....	28	20-8	518	18.5
8.	West Virginia St.....	33	26-7	610	18.5
9.	North Greenville.....	29	16-13	536	18.5
10.	Chaminade.....	27	16-11	494	18.3
11.	Montevallo.....	34	28-6	616	18.1
12.	Rollins.....	32	25-7	578	18.1
13.	Mount Olive.....	31	23-8	557	18.0
14.	Augusta St.....	31	24-7	556	17.9
15.	Southwestern Okla.....	27	17-10	484	17.9
16.	Winona St.....	36	35-1	641	17.8
17.	Ala.-Huntsville.....	29	18-11	515	17.8
18.	Alderson-Broaddus.....	30	24-6	532	17.7
19.	Southern Ind.....	35	29-6	618	17.7
20.	Midwestern St.....	31	24-7	544	17.5
21.	Wheeling Jesuit.....	28	18-10	491	17.5
22.	St. Paul's.....	28	11-17	485	17.3
23.	Humboldt St.....	30	26-4	517	17.2
24.	Concord.....	30	17-13	513	17.1
25.	GCSU.....	29	19-10	494	17.0
26.	Christian Bros.....	28	21-7	474	16.9
27.	Augustana (S.D.).....	28	16-12	474	16.9
28.	Tex. A&M-Commerce.....	28	14-14	473	16.9
29.	BYU-Hawaii.....	28	20-8	473	16.9
30.	St. Cloud St.....	30	19-11	504	16.8
31.	Fla. Gulf Coast.....	33	27-6	554	16.8

Blocked Shots Per Game

Rk.	School	G	W-L	Blk.	Avg.
1.	Paine.....	27	17-10	199	7.4
2.	Kutztown.....	28	17-11	186	6.6
3.	Wingate.....	34	25-9	224	6.6
4.	Edinboro.....	29	19-10	159	5.5
5.	Winona St.....	36	35-1	195	5.4
6.	Midwestern St.....	31	24-7	167	5.4
	Mount Olive.....	31	23-8	167	5.4
8.	BYU-Hawaii.....	28	20-8	148	5.3
9.	Tampa.....	29	15-14	151	5.2
10.	Charleston (W.V.).....	29	15-14	146	5.0
11.	Valdosta St.....	29	20-9	144	5.0
12.	Bridgeport.....	31	22-9	153	4.9
13.	Miles.....	29	14-15	142	4.9
14.	Catawba.....	31	20-11	146	4.7
15.	South Dakota.....	30	23-7	141	4.7
16.	Southwest Baptist.....	28	16-12	131	4.7
17.	Rockhurst.....	29	17-12	133	4.6
18.	Western Wash.....	26	11-15	119	4.6
19.	Morehouse.....	25	9-16	113	4.5
20.	Augusta St.....	31	24-7	136	4.4
21.	Concordia-St. Paul.....	29	21-8	127	4.4
22.	Post.....	29	17-12	126	4.3
23.	Lenoir-Rhyne.....	28	18-10	121	4.3
24.	Virginia St.....	28	20-8	120	4.3
	Tarleton St.....	28	18-10	120	4.3
26.	Northern Mich.....	29	18-11	124	4.3
27.	Kentucky St.....	30	15-15	126	4.2
	Pitt.-Johnstown.....	30	21-9	126	4.2
29.	Holy Family.....	28	19-9	117	4.2
30.	Lander.....	31	20-11	129	4.2

Steals Per Game

Rk.	School	G	W-L	St.	Avg.
1.	Cal St. San B'dino.....	32	26-6	393	12.3
2.	St. Edward's.....	30	24-6	334	11.1
3.	Southwestern Okla.....	27	17-10	300	11.1
4.	Metro St.....	32	28-4	349	10.9
5.	Albany St. (Ga.).....	32	15-17	345	10.8
6.	Clayton St.....	32	24-8	340	10.6
7.	Bridgeport.....	31	22-9	324	10.5
8.	Pfeiffer.....	28	17-11	288	10.3
9.	Oakland City.....	28	16-12	287	10.3
10.	Stillman.....	28	15-13	282	10.1
11.	Findlay.....	31	29-2	311	10.0
12.	Johnson C. Smith.....	25	16-9	250	10.0
13.	Millersville.....	33	28-5	329	10.0
14.	Delta St.....	28	18-10	277	9.9
15.	Arkansas Tech.....	27	6-21	266	9.9
16.	Clarion.....	28	13-15	275	9.8
17.	Central Mo.....	35	31-4	343	9.8
18.	Abilene Christian.....	26	10-16	254	9.8
19.	Wheeling Jesuit.....	28	18-10	272	9.7
20.	Salem Int'l.....	27	15-12	262	9.7
21.	Tuskegee.....	28	6-22	270	9.6
22.	Virginia Union.....	29	23-6	278	9.6
	Concordia-St. Paul.....	29	21-8	278	9.6
24.	West Liberty St.....	30	25-5	287	9.6
25.	East Stroudsburg.....	28	18-10	267	9.5
26.	Miles.....	29	14-15	276	9.5
27.	Lincoln Memorial.....	28	13-15	264	9.4
28.	Virginia St.....	28	20-8	259	9.3
29.	BYU-Hawaii.....	28	20-8	256	9.1
30.	Southern Ind.....	35	29-6	319	9.1
31.	Tex. A&M-Kingsville.....	28	19-9	255	9.1
	S.C. Upstate.....	28	17-11	255	9.1
33.	Lincoln (Mo.).....	26	7-19	236	9.1
34.	California (Pa.).....	31	24-7	281	9.1
35.	St. Rose.....	32	22-10	290	9.1
36.	Fla. Gulf Coast.....	33	27-6	299	9.1

Turnovers Per Game

Rk.	School	G	W-L	TO	Avg.
1.	Wis.-Parkside.....	32	19-13	362	11.3
2.	Truman.....	29	16-13	330	11.4

Rk.	School	G	W-L	TO	Avg.
3.	Northern Ky.	33	24-9	378	11.5
4.	Western St.	27	12-15	310	11.5
5.	Michigan Tech	28	13-15	325	11.6
6.	St. Cloud St.	30	19-11	350	11.7
7.	Fort Hays St.	28	13-15	327	11.7
8.	SIU Edwardsville	27	15-12	318	11.8
9.	Indianapolis	26	13-13	307	11.8
10.	Minn. Duluth	29	16-13	343	11.8
11.	Southwest Minn. St.	30	20-10	361	12.0
12.	Chaminade	27	16-11	325	12.0
13.	Northwest Mo. St.	31	24-7	374	12.1
14.	Winona St.	36	35-1	435	12.1
15.	Northwest Nazarene	27	10-17	328	12.1
16.	Findlay	31	29-2	387	12.5
17.	Ala.-Huntsville	29	18-11	363	12.5
18.	Minn. St. Mankato	33	28-5	414	12.5
19.	Ark.-Monticello	26	9-17	329	12.7
20.	Saginaw Valley	25	11-14	317	12.7
21.	Western N.M.	27	12-15	343	12.7
22.	Millersville	33	28-5	421	12.8
23.	Northern Mich.	29	18-11	371	12.8
24.	Bentley	33	32-1	424	12.8
25.	Valdosta St.	29	20-9	374	12.9
	St. Michael's	29	16-13	374	12.9
27.	Colorado St.-Pueblo	28	13-15	363	13.0
28.	Northern St.	29	21-8	380	13.1
29.	Mercyhurst	29	18-11	381	13.1
	GCSU	29	19-10	381	13.1

Personal Fouls Per Game

Rk.	School	G	W-L	PF	Avg.	DQ
1.	Bentley	33	32-1	457	13.8	1
2.	Ala.-Huntsville	29	18-11	405	14.0	7
3.	Winona St.	36	35-1	532	14.8	4
4.	Gannon	26	9-17	387	14.9	6
5.	Davis & Elkins	28	6-22	417	14.9	14
6.	Ersrine	29	14-15	438	15.1	23
7.	Southwest Minn. St.	30	20-10	458	15.3	9
8.	Truman	29	16-13	445	15.3	7
9.	Humboldt St.	30	26-4	465	15.5	2
10.	Christian Bros.	28	21-7	437	15.6	7
11.	Philadelphia U.	30	20-10	469	15.6	19
12.	North Greenville	29	16-13	456	15.7	5
13.	Ashland	28	16-12	442	15.8	8
14.	Edinboro	29	19-10	459	15.8	10
15.	Hillsdale	26	15-11	413	15.9	11
16.	Stonehill	28	16-12	447	16.0	14
17.	Minn. St. Mankato	33	28-5	530	16.1	4
18.	St. Michael's	29	16-13	466	16.1	6
19.	American Int'l	29	16-13	468	16.1	6
20.	Grand Valley St.	34	29-5	551	16.2	8
21.	Montevallo	34	28-6	553	16.3	10
22.	Stillman	28	15-13	456	16.3	19
23.	Cal Poly Pomona	28	20-8	458	16.4	5
24.	Pace	33	20-13	541	16.4	11
25.	GCSU	29	19-10	476	16.4	7
26.	Northeastern St.	26	10-16	427	16.4	6
27.	Glennville St.	28	6-22	460	16.4	11
28.	New Haven	28	9-19	461	16.5	2
29.	Shepherd	29	16-13	479	16.5	15
30.	Franklin Pierce	27	13-14	446	16.5	5

2007 Division II Team Game Highs

Points

Rk.	School	Opponent	Date	Pts.	Opp Pts.
1.	Montevallo	Carver Bible	1/16/2007	150	72
2.	West Liberty St.	Ohio-Eastern	11/15/2006	141	76
3.	Charleston (W.V.)	Ohio-Eastern	12/16/2006	140	70
4.	Southwestern Okla.	Southwestern Christ.	12/20/2006	138	67
5.	Dist. Columbia	Ohio St.-Marion	12/1/2006	133	53
6.	California (Pa.)	Penn St.-Fayette	11/21/2006	132	47
	Oakland City	Ind.-East	11/15/2006	132	58
8.	Valdosta St.	Carver Bible	11/15/2006	130	62
9.	Southern Ind.	Judson (Ill.)	11/21/2006	125	68
	Alas. Fairbanks	Lancaster Bible	11/3/2006	125	61
11.	Northern Mich.	Finlandia	12/18/2006	123	68
12.	Wingate	Carson-Newman	2/24/2007	122	116
	Western Ore.	Cal St. Monterey Bay	12/15/2006	122	126
	Bowie St.	Mansfield	12/9/2006	122	117
15.	Lincoln Memorial	Carson-Newman	2/17/2007	120	118
16.	Winona St.	North Central (Minn.)	12/5/2006	119	38
17.	Carson-Newman	Lincoln Memorial	2/17/2007	118	120
	Ouachita Baptist	Ecclesia	11/18/2006	118	61
19.	East Stroudsburg	Penn St.-Schuylkill	2/3/2007	117	56
	Southern Ind.	Harris-Stowe	12/30/2006	117	78
	Mansfield	Bowie St.	12/9/2006	117	122
22.	Bowie St.	St. Augustine's	2/8/2007	116	104
	Abilene Christian	Concordia (Tex.)	11/18/2006	116	114
24.	Lynn	Wilmington (Del.)	12/21/2006	115	68
25.	Valdosta St.	Palm Beach Atl.	2/12/2007	114	70
	Southwestern Okla.	Midwestern St.	12/7/2006	114	99

Field-Goal Percentage

Rk.	School	Opponent	Date	FGM	FGA	FG%
1.	Dist. Columbia	Kutztown	11/25/2006	7	9	77.8
2.	Lenoir-Rhyne	Lincoln Memorial	2/28/2007	35	47	74.5
3.	Southwestern Okla.	Southwestern Christ.	12/20/2006	57	80	71.3
4.	Abilene Christian	Concordia (Tex.)	11/18/2006	39	55	70.9
5.	Seattle Pacific	Northwest Nazarene	1/18/2007	42	60	70.0
6.	Southern Ind.	Judson (Ill.)	11/21/2006	52	75	69.3

Rk.	School	Opponent	Date	FGM	FGA	FG%
7.	Cheyney	Bloomsburg	2/4/2007	36	52	69.2
	Seattle Pacific	Seattle	2/3/2007	36	52	69.2
9.	Northern Ky.	Rockhurst	2/3/2007	31	45	68.9
	West Tex. A&M	N.M. Highlands	1/22/2007	31	45	68.9
11.	Concordia-St. Paul	Minn.-Crookston	12/9/2006	42	61	68.9
12.	Wingate	Carson-Newman	2/24/2007	48	70	68.6
13.	North Dakota	Dickinson St.	12/8/2006	37	54	68.5
14.	Adams St.	Western N.M.	2/24/2007	28	41	68.3
15.	Christian Bros.	Ouachita Baptist	2/15/2007	30	44	68.2
16.	Christian Bros.	North Ala.	12/9/2006	37	55	67.3
17.	Alas. Anchorage	Lancaster Bible	11/4/2006	39	58	67.2
18.	Augustana (S.D.)	Peru St.	12/5/2006	41	61	67.2
19.	Drury	Indianapolis	1/11/2007	34	51	66.7
	Grand Valley St.	Marygrove	1/17/2007	32	48	66.7
	West Liberty St.	Dist. Columbia	11/17/2006	32	48	66.7
	Northwood (Mich.)	Ferris St.	2/3/2007	28	42	66.7
	Ala.-Huntsville	West Ga.	1/23/2007	28	42	66.7
	Philadelphia U.	Dominican (N.Y.)	1/13/2007	26	39	66.7

Three-Point Field Goals Made

Rk.	School	Opponent	Date	3FG
1.	Montevallo	Carver Bible	1/16/2007	32
2.	Oakland City	Boyce	2/3/2007	25
3.	Lincoln Memorial	North Greenville	2/20/2007	21
4.	Wis.-Parkside	Grace Bible (Mich.)	12/21/2006	20
	Fairmont St.	Ohio-Eastern	12/18/2006	20
	Mansfield	Bowie St.	12/9/2006	20
7.	Mo.-Rolla	Ky. Wesleyan	2/3/2007	19
8.	Concordia (N.Y.)	C.W. Post	2/8/2007	18
	Southwestern Okla.	Tex. A&M-Commerce	2/3/2007	18
	Valdosta St.	Nova Southeastern	12/30/2006	18
	Southwestern Okla.	Southwestern Christ.	12/20/2006	18
	Northern Mich.	Wis.-Stout	12/13/2006	18
	Northern Ky.	Tiffin	12/5/2006	18
	Ark.-Monticello	Central Baptist	11/22/2006	18
15.	Western St.	Fort Lewis	2/22/2007	17
	Northern Mich.	Northwood (Mich.)	2/17/2007	17
	Mars Hill	North Greenville	2/17/2007	17
	Northern Ky.	Rockhurst	2/3/2007	17
	Mont. St.-Billings	Okla. Panhandle	1/12/2007	17

Rk.	School	Opponent	Date	3FG
	Concordia-St. Paul	Wis.-River Falls	12/16/2006	17
	East Central	Southwestern Christ.	12/12/2006	17
	Northwest Nazarene	Mesa St.	11/18/2006	17
	Valdosta St.	Carver Bible	11/15/2006	17

Rk.	School	Opponent	Date	3FG	3FGA	3FG%
	West Tex. A&M	N.M. Highlands	11/27/2006	10	15	66.7
	UC-Colo. Spgs.	Northern Colo.	11/17/2006	10	15	66.7

Three-Point Field-Goal Percentage

Minimum 10 made

Rk.	School	Opponent	Date	3FG	3FGA	3FG%
1.	LeMoyn-Owen	Delta St.	11/25/2006	10	10	100.0
2.	Chadron St.	Colo. Christian	2/2/2007	16	20	80.0
3.	Florida Tech	Palm Beach Atl.	12/20/2006	12	16	75.0
	Fla. Southern	Armstrong Atlantic	11/25/2006	12	16	75.0
5.	Concordia-St. Paul	Wis.-River Falls	12/16/2006	17	23	73.9
6.	Christian Bros.	Ouachita Baptist	2/15/2007	13	18	72.2
	UC-Colo. Spgs.	Colorado St.-Pueblo	12/30/2006	13	18	72.2
	Shepherd	Valley Forge Chrst.	12/6/2006	13	18	72.2
9.	Mercyhurst	Hillsdale	2/10/2007	10	14	71.4
	Neb.-Kearney	Colorado Mines	2/8/2007	10	14	71.4
	Wayne St. (Mich.)	Indianapolis	12/20/2006	10	14	71.4
	Upper Iowa	Northern St.	12/2/2006	10	14	71.4
13.	Southwestern Okla.	Southwestern Christ.	12/20/2006	18	26	69.2
14.	Central Mo.	Mo. Western St.	1/10/2007	14	21	66.7
	Cheyney	Bloomsburg	2/4/2007	12	18	66.7
	Northwest Mo. St.	Emporia St.	1/24/2007	12	18	66.7
	Adams St.	Western N.M.	2/24/2007	10	15	66.7
	Rockhurst	Mo.-Rolla	2/15/2007	10	15	66.7
	Wayne St. (Mich.)	Ashland	2/3/2007	10	15	66.7
	Ky. Wesleyan	Wis.-Parkside	1/25/2007	10	15	66.7
	Western Wash.	Seattle	1/11/2007	10	15	66.7
	St. Joseph's (Ind.)	Ferris St.	1/3/2007	10	15	66.7

Free-Throw Percentage

Minimum 15 made

Rk.	School	Opponent	Date	FT	FTA	FT%
1.	Rockhurst	SIU Edwardsville	2/10/2007	19	19	100.0
	Southern Ind.	Mo.-St. Louis	2/1/2007	19	19	100.0
	Western Wash.	Alas. Anchorage	2/17/2007	16	16	100.0
4.	Minn. St. Mankato	Western St.	12/2/2006	25	26	96.2
5.	Central Mo.	Northwest Mo. St.	3/11/2007	22	23	95.7
	Western N.M.	Grand Canyon	11/15/2006	22	23	95.7
7.	Ark.-Monticello	West Ga.	11/30/2006	21	22	95.5
8.	Winona St.	St. Cloud St.	3/10/2007	20	21	95.2
9.	Luke Linz, Concordia-M'head	Ferris St.	12/18/2006	19	20	95.0
	Arkansas Tech	Arkansas St.	12/9/2006	19	20	95.0
11.	Queens (N.Y.)	NYIT	2/15/2007	18	19	94.7
	Shaw	Virginia Union	2/13/2007	18	19	94.7
	Mo. Western St.	Emporia St.	2/3/2007	18	19	94.7
	Eastern N.M.	West Tex. A&M	1/29/2007	18	19	94.7
	Davis & Elkins	Goldey-Beacom	1/25/2007	18	19	94.7
	Michigan Tech	Wayne St. (Mich.)	1/18/2007	18	19	94.7
	Concordia (N.Y.)	Bridgeport	1/17/2007	18	19	94.7
18.	Drury	Drury	1/27/2007	34	36	94.4
	Augustana (S.D.)	North Dakota	2/8/2007	17	18	94.4
	South Dakota	Minn. St. Mankato	2/8/2007	17	18	94.4
	Fort Hays St.	Mo. Western St.	1/13/2007	17	18	94.4
	Washburn	Emporia St.	1/3/2007	17	18	94.4
	Colorado Mines	Western N.M.	12/16/2006	17	18	94.4
	Mo.-Rolla	Rockhurst	12/7/2006	17	18	94.4

2007 Division III Individual Leaders

Points Per Game

Rk.	Name, School	Cl.	G	FGM	3FG	FT	Pts.	Avg.
1.	Mike Hoyt, Mt. St. Mary (N.Y.)	Sr.	26	274	121	229	898	34.5
2.	Amir Mazarei, Redlands	Sr.	23	220	143	75	658	28.6
3.	John Grotberg, Grinnell	So.	24	209	112	145	675	28.1
4.	Ben Strong, Guilford	Jr.	29	278	0	181	737	25.4
5.	Alex Kuchar, Centenary (N.J.)	So.	24	195	70	128	588	24.5
6.	Jake Baldwin, Piedmont	Jr.	26	239	22	126	626	24.1
7.	Thomas Baker, Rowan	Sr.	26	246	21	107	620	23.8
8.	Bryan Rouse, Emerson	Fr.	20	171	0	128	470	23.5
9.	Tony Barros, Mass.-Boston	Sr.	27	203	84	144	634	23.5
10.	John Murphy, Suffolk	Sr.	24	170	81	140	561	23.4
11.	Doug Williams, Mount Ida	Sr.	26	234	1	128	597	23.0
12.	Ryan Jaziri, New England Col.	Jr.	25	203	51	117	574	23.0
13.	Jephet Kerr, Johnson & Wales (RI)	Sr.	26	195	54	152	596	22.9
14.	Tori Davis, Baldwin-Wallace	Sr.	27	209	0	188	606	22.4
15.	Kent Raymond, Wheaton (Ill.)	So.	23	150	51	164	515	22.4
16.	Dallas Reinard, Hilbert	Jr.	28	219	83	105	626	22.4
17.	Rashawn Johnson, Wesley	So.	26	214	78	75	581	22.3
	Ray Williams, Salisbury	Sr.	26	205	69	102	581	22.3
19.	Chris Isom, East Tex. Baptist	Sr.	25	206	16	123	551	22.0
20.	Joel McDonald, Concordia (Tex.)	So.	26	184	82	118	568	21.8
21.	Chad McGowan, York (Pa.)	Jr.	26	207	8	143	565	21.7
22.	Zach Freeman, Ill. Wesleyan	Sr.	25	196	5	142	539	21.6
23.	Jimmy Bartolotta, MIT	So.	27	184	42	162	572	21.2
24.	Anthony Williams, Plattsburgh St.	Jr.	27	183	59	142	567	21.0
25.	Isaac Smith, Alma	Sr.	25	182	46	112	522	20.9
26.	Eric Downie, Salem St.	Sr.	27	194	30	145	563	20.9
27.	Dan Hodgkinson, Denison	Sr.	24	185	2	127	499	20.8
28.	Tyler Daugherty, Dubuque	Jr.	25	161	65	130	517	20.7
29.	Thomas Young, Polytechnic (N.Y.)	Sr.	21	165	5	98	433	20.6
30.	Brandon Mimes, John Carroll	Sr.	31	222	1	193	638	20.6
31.	Nick Shattuck, Ursinus	Jr.	26	202	31	99	534	20.5
32.	Kevin Guayden, Mary Hardin-Baylor	Sr.	28	182	47	164	575	20.5
	Ryan Jungmans, Hood	So.	28	164	90	157	575	20.5
34.	Josh Flynn-Brown, Chapman	Sr.	26	174	80	105	533	20.5
35.	Josh Johnson, Louisiana Col.	So.	25	208	28	68	512	20.5
36.	Curtis Gadles, Westfield St.	Sr.	26	201	65	63	530	20.4
37.	Lenny Hall, N.C. Wesleyan	Jr.	27	171	33	175	550	20.4
38.	Chris Demarco, Edgewood	So.	24	158	1	164	481	20.0
39.	Larry Welton, Aurora	Jr.	28	192	60	115	559	20.0
40.	Nick Harrington, Southern Vt.	Jr.	21	159	9	92	419	20.0

Rk.	Name, School	Cl.	G	FGM	3FG	FT	Pts.	Avg.
41.	Bryan Schnettler, St. Thomas (Minn.)	Sr.	28	183	117	74	557	19.9
42.	William Maupins, St. Scholastica	Sr.	27	219	15	83	536	19.9
43.	Sherrad Prezzie-Blue, Wentworth Inst.	Jr.	29	219	65	72	575	19.8
44.	Luke Linz, Concordia-M'head	Jr.	25	181	0	132	494	19.8
45.	Nathan Drury, Carroll (Wis.)	Sr.	27	181	80	91	533	19.7
46.	Tyler Ousley, Otterbein	Sr.	27	166	6	194	532	19.7
47.	Virgil Gray II, Stevens Institute	So.	29	205	34	125	569	19.6
48.	Andrew Zimmer, Wabash	Jr.	25	179	12	120	490	19.6
49.	Joe Canori, Nazareth	Jr.	25	171	72	75	489	19.6
50.	Ryan Cain, WPI	Sr.	26	156	56	140	508	19.5
51.	Kyle Born, Whitman	Sr.	23	170	12	97	449	19.5
52.	Chris LaBoard, SUNYIT	Sr.	29	188	42	147	565	19.5
53.	Emanuel Moreira, Claremont-M-S	Sr.	25	184	39	80	487	19.5
54.	Jason MacIin, Knox	Sr.	23	137	54	120	448	19.5
55.	Tim Madson, Bethel (Minn.)	So.	26	162	46	136	506	19.5
56.	David Knowles, Pomona-Pitzer	Sr.	24	158	89	62	467	19.5

Field-Goal Percentage

Minimum 5 made per game

Rk.	Name, School	Cl.	G	FGM	FGA	FG%
1.	Brandon Adair, Va. Wesleyan	Sr.	32	246	356	69.1
2.	Michael Romes, Mt. St. Joseph	Fr.	22	145	212	68.4
3.	Mike Killburg, Coe	Sr.	27	187	284	65.8
4.	Brian Schmidt, Heidelberg	Jr.	20	103	157	65.6
5.	Matt Griffin, Johns Hopkins	Sr.	29	170	262	64.9
6.	Tori Davis, Baldwin-Wallace	Sr.	27	209	323	64.7
7.	Brian Schmitting, Ripon	Sr.	23	172	266	64.7
8.	Robert Krauel, Puget Sound	So.	25	136	213	63.8
9.	David Goode, Chestnut Hill	Jr.	25	153	241	63.5
10.	Jack Lighthall, Utica	Sr.	26	146	232	62.9
11.	Erich Schafer, St. John's (Minn.)	Sr.	29	153	244	62.7
12.	Craig Bracht, MIT	Fr.	27	146	233	62.7
13.	Joshua Merlis, Yeshiva	Jr.	26	191	306	62.4
14.	Gari Blackett, Staten Island	Jr.	28	141	226	62.4
15.	Jesse Gutekunst, Hood	Jr.	29	211	341	61.9
16.	Brent Ruch, Elmhurst	So.	27	140	227	61.7
17.	Zach Freeman, Ill. Wesleyan	Sr.	25	196	319	61.4
18.	Ben Chojnacki, Ohio Wesleyan	Sr.	23	120	197	60.9
19.	Tyler Smith, Nazareth	Jr.	25	155	255	60.8
20.	Dan Hodgkinson, Denison	Sr.	24	185	306	60.5

Rk.	Name, School	Cl.	G	FGM	FGA	FG%
21.	Amseshem Foluke-Henderson, New Paltz St.	Jr.	24	184	305	60.3
22.	Jerel Robertson, MacMurray	So.	24	145	241	60.2
23.	Steve Willson, Keuka	Sr.	26	140	233	60.1
24.	Mike Leonard, Aurora	Jr.	28	150	250	60.0
25.	Dennis Echols, York (N.Y.)	Sr.	25	160	267	59.9
26.	Kevin Reichlmayr, Fredonia St.	Sr.	24	146	244	59.8
27.	Brian Fogerty, Fontbonne	So.	28	194	325	59.7
28.	Lawrence Avitabile, Vassar	Jr.	28	185	310	59.7
29.	Clint Driftmier, Central (Iowa)	Sr.	25	192	322	59.6
30.	Derrick Thornton, Lake Erie	So.	28	169	285	59.3

Three-Point Field Goals Per Game

Rk.	Name, School	Cl.	G	3FG	Avg.
1.	Amir Mazarei, Redlands	Sr.	23	143	6.2
2.	John Grotberg, Grinnell	So.	24	112	4.7
3.	Mike Hoyt, Mt. St. Mary (N.Y.)	Sr.	26	121	4.7
4.	Bryan Schnettler, St. Thomas (Minn.)	Sr.	28	117	4.2
5.	Derek Johnson, St. Scholastica	Sr.	27	107	4.0
6.	Brad Liddell, Macalester	Jr.	25	98	3.9
7.	Connor Whitman, Occidental	Jr.	25	97	3.9
8.	Nick Farrell, Colby	Sr.	26	97	3.7
9.	David Knowles, Pomona-Pitzer	Sr.	24	89	3.7
10.	Stephen Harris, Cazenovia	So.	26	95	3.7
11.	Chris Faidley, Whitman	So.	25	91	3.6
	James Russo, Goucher	Sr.	25	91	3.6
13.	DeMonte Bynum, Clarke	Jr.	26	93	3.6
14.	Isaiah Creasap, Marietta	So.	25	89	3.6
15.	Dana John, New Jersey City	So.	28	98	3.5
16.	Martin Salinas, Texas-Dallas	Sr.	26	89	3.4
17.	John Murphy, Suffolk	Sr.	24	81	3.4
18.	Chris Matte, Southern Vt.	Sr.	21	70	3.3
19.	Kenneth Eusey, Old Westbury	Jr.	28	93	3.3
20.	Taylor Marsh, Puget Sound	Jr.	25	83	3.3
21.	Dave Maggiacomo, Cortland St.	Sr.	26	86	3.3
	Ian Ribald, Yeshiva	Sr.	26	86	3.3
23.	Sami Wylie, Lincoln (Pa.)	Sr.	28	92	3.3
24.	Pete Rortvedt, Wis.-Stevens Point	So.	29	95	3.3
25.	Daniel Markus, Redlands	Jr.	23	74	3.2
26.	Ryan Junghans, Hood	So.	28	90	3.2
	Glen Ufland, Hilbert	Sr.	28	90	3.2
28.	Pat Grace, Merchant Marine	So.	26	83	3.2
	Jake Phillips, Carleton	Sr.	26	83	3.2
30.	Tom Cuddihy, Bridgewater St.	Jr.	24	76	3.2
31.	Joel McDonald, Concordia (Tex.)	So.	26	82	3.2

Three-Point Field-Goal Percentage

Minimum 2.5 made per game

Rk.	Name, School	Cl.	G	3FG	3FGA	3FG%
1.	Nate Stahl, Capital	So.	28	74	146	50.7
2.	Steve Hicklin, Wis.-Stevens Point	Jr.	29	74	148	50.0
	Andrew Tulowitzky, Oglethorpe	Sr.	26	73	146	50.0
4.	Matt Henninger, Messiah	Sr.	25	64	129	49.6
5.	Matt Walsh, Cabrini	Fr.	24	65	134	48.5
6.	Dan Mueller, St. John Fisher	Sr.	30	93	194	47.9
7.	Ryan Junghans, Hood	So.	28	90	190	47.4
8.	Connor Whitman, Occidental	Jr.	25	97	206	47.1
9.	Sherod Harris, Brockport St.	Jr.	26	68	145	46.9
10.	Josh Flynn-Brown, Chapman	Sr.	26	80	171	46.8
11.	Trevor White, Fontbonne	Fr.	27	70	150	46.7
12.	Ian Ribald, Yeshiva	Sr.	26	86	185	46.5
13.	Bryan Schnettler, St. Thomas (Minn.)	Sr.	28	117	252	46.4
14.	Derek Griffin, Calvin	Jr.	29	80	173	46.2
15.	Andrew Harris, Middlebury	Jr.	24	67	147	45.6
16.	David Knowles, Pomona-Pitzer	Sr.	24	89	197	45.2
17.	Ryan Thompson, Wis.-River Falls	Jr.	26	70	155	45.2
18.	James Jones, Whitworth	Sr.	21	56	125	44.8
19.	Kase Gonzales, Louisiana Col.	Jr.	23	59	133	44.4
20.	Devin Ruocco, Plymouth St.	Sr.	26	74	169	43.8
21.	Jake Phillips, Carleton	Sr.	26	83	190	43.7
22.	Isaiah Creasap, Marietta	So.	25	89	204	43.6
23.	Dallas Reinard, Hilbert	Jr.	28	83	191	43.5
24.	Nick Adams, Westminster (Pa.)	Sr.	27	69	159	43.4
25.	Michael Decorso, New York U.	Sr.	28	81	187	43.3
26.	Jesse Meyer, Chicago	Sr.	26	71	164	43.3
27.	Anthony Passalacqua, Stevens Institute	So.	30	75	174	43.1
28.	Wes Gardner, Manchester	Sr.	25	73	170	42.9
29.	Dave Maggiacomo, Cortland St.	Sr.	26	86	201	42.8

Rk.	Name, School	Cl.	G	3FG	3FGA	3FG%
30.	Pat Grace, Merchant Marine	So.	26	83	194	42.8
31.	Curtis Gadles, Westfield St.	Sr.	26	65	152	42.8

Free-Throw Percentage

Minimum 2.5 made per game

Rk.	Name, School	Cl.	G	FT	FTA	FT%
1.	Joseph Chatman, Lesley	Jr.	27	126	133	94.7
2.	Bryan Schnettler, St. Thomas (Minn.)	Sr.	28	74	80	92.5
3.	Zachary Silas, Albion	Sr.	25	70	77	90.9
4.	Ryan Dupic, Buena Vista	Sr.	26	88	97	90.7
5.	Brendan Schuler, Baldwin-Wallace	Jr.	27	86	95	90.5
6.	Kevin Guyden, Mary Hardin-Baylor	Sr.	28	164	182	90.1
7.	Ryan Jaziri, New England Col.	Jr.	25	117	130	90.0
8.	Ryan Burks, Elmhurst	So.	27	130	145	89.7
9.	Sean Burton, Ithaca	So.	28	85	95	89.5
10.	Andrew Hippert, Bowdoin	Jr.	25	100	112	89.3
11.	Ryan Junghans, Hood	So.	28	157	176	89.2
12.	Jordan Beard, Oberlin	Jr.	25	64	72	88.9
13.	Mike Staley, Hiram	Fr.	24	68	77	88.3
14.	Randy Arnold, Scranton	Jr.	26	90	102	88.2
15.	Rob McCarter, Alfred	Sr.	23	133	151	88.1
16.	Zak Clark, Central (Iowa)	Jr.	25	88	100	88.0
17.	Michael Anthony, Bluffton	Sr.	26	129	147	87.8
18.	Kent Raymond, Wheaton (Ill.)	So.	23	164	187	87.7
19.	Brent Ruch, Elmhurst	So.	27	78	89	87.6
20.	Tonton Balenga, Va. Wesleyan	Jr.	33	125	143	87.4
21.	Todd Lincoln, Keuka	Sr.	26	69	79	87.3
22.	Luke Slater, Loras	Jr.	28	82	94	87.2
23.	Ryan Samuel, Merchant Marine	Fr.	21	54	62	87.1
24.	Andrew Tulowitzky, Oglethorpe	Sr.	26	91	105	86.7
25.	Jimmy Bartolotta, MIT	So.	27	162	187	86.6
26.	Dan Mueller, St. John Fisher	Sr.	30	76	88	86.4
27.	Stanley Chamblain, Lesley	Sr.	27	82	95	86.3
28.	Sean Wallis, Washington-St. Louis	So.	30	113	131	86.3
29.	Ross Banaszak, Otterbein	Jr.	27	100	116	86.2
30.	Tim Madson, Bethel (Minn.)	So.	26	136	158	86.1

Rebounds Per Game

Rk.	Name, School	Cl.	G	Reb.	Avg.
1.	Nick Harrington, Southern Vt.	Jr.	21	281	13.4
2.	Gari Blackett, Staten Island	Jr.	28	345	12.3
3.	Jeff Prebeck, Coast Guard	Jr.	28	344	12.3
4.	Mardochee Jean, Hardin-Simmons	Jr.	28	324	11.6
5.	Jesse Gutekunst, Hood	Jr.	29	332	11.4
6.	Jose Guitian, Lasell	So.	28	319	11.4
7.	Antoine Sylvia, New England Col.	Sr.	24	271	11.3
8.	Kyle Born, Whitman	Sr.	23	259	11.3
9.	Ben Strong, Guilford	Jr.	29	325	11.2
10.	Danny Nawrocki, Johns Hopkins	Sr.	29	319	11.0
11.	Ryan Murray, Colby-Sawyer	So.	25	270	10.8
12.	Tyler Ousley, Otterbein	Sr.	27	291	10.8
13.	Jeremy Jorgensen, Castleton	Sr.	27	290	10.7
14.	David Boettcher, Arcadia	Sr.	22	235	10.7
15.	Brandon Mimes, John Carroll	Sr.	31	327	10.5
16.	Travis Gorham, Plattsburgh St.	Jr.	28	295	10.5
17.	Tom Arthur, Phila. Biblical	So.	26	269	10.3
18.	Bruce MacLelland, Cabrini	Jr.	21	217	10.3
19.	Chris Isom, East Tex. Baptist	Sr.	25	258	10.3
20.	Charlie Averkamp, Edgewood	Jr.	26	268	10.3
21.	Mark Blasingame, Chris. Newport	So.	26	266	10.2
22.	Isaac Rosefelt, St. Thomas (Minn.)	Sr.	25	254	10.2
23.	Dane Borchers, Wittenberg	Sr.	27	272	10.1
24.	Ozi Menakaya, Salisbury	So.	21	211	10.0
25.	Chris Tarpley, Eureka	Sr.	26	260	10.0
	Issac Stickney, New England	Jr.	24	240	10.0
	Brian Schmitting, Ripon	Sr.	23	229	10.0
28.	Brandon McCombs, Salem St.	Sr.	27	267	9.9
29.	Jonathan Arthur, Montclair St.	Jr.	18	177	9.8
30.	Matt Fabian, Ursinus	Sr.	26	255	9.8
	Ahmad Kareem Shaheed, Oglethorpe	Jr.	26	255	9.8
32.	Edrick Montgomery, Millsaps	Jr.	27	264	9.8

Assists Per Game

Rk.	Name, School	Cl.	G	Ast.	Avg.
1.	David Arseneault, Grinnell.....	So.	24	203	8.5
2.	Davon Barton, Chris. Newport.....	So.	26	217	8.3
3.	Andrew Olson, Amherst.....	Jr.	32	243	7.6
4.	Eddie Ohlson, DeSales.....	Jr.	30	225	7.5
5.	Corey McAdam, Nazareth.....	Fr.	25	186	7.4
6.	Sean Wallis, Washington-St. Louis.....	So.	30	219	7.3
7.	Bryan Williams, Whitworth.....	Sr.	27	194	7.2
8.	Josh Winans, Cazenovia.....	Sr.	25	164	6.6
9.	Mike Staley, Hiram.....	Fr.	24	155	6.5
10.	Jake Green, Piedmont.....	Jr.	26	164	6.3
11.	Matt Kieselowsky, Albright.....	Sr.	24	150	6.3
12.	Michael Reyes, Hilbert.....	Jr.	28	167	6.0
13.	Travis Carruthers, Texas-Dallas.....	Sr.	26	155	6.0
14.	Richard Reilly, Castleton.....	Jr.	24	143	6.0
15.	Todd Lincoln, Keuka.....	Sr.	26	154	5.9
16.	Mike Parker, Eastern Conn. St.....	Sr.	23	136	5.9
17.	Ryan Finger, Alvernia.....	Sr.	26	153	5.9
18.	Kyle Yocum, Staten Island.....	Fr.	28	164	5.9
19.	K.C. Grandfield, Bridgewater St.....	Sr.	25	146	5.8
	Zak Ray, Bates.....	Sr.	25	146	5.8
21.	Michael Salamanca, York (N.Y.).....	Jr.	29	169	5.8
22.	Donte Chisolm, Manhattanville.....	Jr.	29	168	5.8
23.	Abe Woldesslassie, Macalester.....	Jr.	25	143	5.7
24.	Darrick Leonard, Aurora.....	Sr.	28	160	5.7
25.	David Shepherd, Tufts.....	Sr.	24	135	5.6
26.	Steven Morris, Newbury.....	Sr.	26	146	5.6
27.	Greg Rosatelli, Westminster (Pa.).....	Sr.	27	150	5.6
28.	Brandon Todd, Muskingum.....	Jr.	25	138	5.5
29.	David McMullen, Ripon.....	Sr.	23	126	5.5
30.	Jon Mowl, Gallaudet.....	So.	25	136	5.4
	Harel Vatavu, Yeshiva.....	Sr.	25	136	5.4
32.	Mike Moore, DePauw.....	So.	28	152	5.4
33.	Brendan Schuler, Baldwin-Wallace.....	Jr.	27	146	5.4
34.	Dwayne Powell, Lasell.....	Jr.	28	151	5.4
35.	Shawn Bolling, Chestnut Hill.....	Sr.	28	150	5.4

Blocked Shots Per Game

Rk.	Name, School	Cl.	G	Blk.	Avg.
1.	Kerry Gibson, Wis.-Oshkosh.....	Sr.	27	103	3.8
2.	Mark Blasingame, Chris. Newport.....	So.	26	95	3.7
3.	Drew Cohen, Colby.....	Sr.	24	84	3.5
4.	Timothy Broomfield, Mississippi Col.....	Sr.	30	102	3.4
5.	Joe Spierenburg, Gettysburg.....	So.	26	86	3.3
6.	Jacob Nonemacher, Wis.-Stout.....	Sr.	25	82	3.3
7.	Mardochee Jean, Hardin-Simmons.....	Jr.	28	80	2.9
8.	Mike Johnson, Eastern.....	Jr.	27	74	2.7
9.	Heman Honore, Newbury.....	Fr.	27	73	2.7
10.	Ben Gunn, Capital.....	Jr.	28	75	2.7
11.	Tyler Ousley, Otterbein.....	Sr.	27	69	2.6
12.	Ben Strong, Guilford.....	Jr.	29	72	2.5
13.	Jim Stevens, Maranatha Baptist.....	Sr.	27	67	2.5
14.	David Ferezy, Simpson.....	So.	25	62	2.5
	Isaac Rosefelt, St. Thomas (Minn.).....	Sr.	25	62	2.5
16.	Winfred Rembert, Worcester St.....	Sr.	25	61	2.4

Rk.	Name, School	Cl.	G	Blk.	Avg.
17.	Matt Loretz, Redlands.....	Jr.	23	56	2.4
18.	Antoine Sylvia, New England Col.....	Sr.	24	58	2.4
19.	Dylan Holmes, Salem St.....	So.	27	64	2.4
20.	Jason Boone, New York U.....	Sr.	28	66	2.4
21.	Jon Ciche, Edgewood.....	So.	21	48	2.3
22.	Michael Collins, Stevens Institute.....	Sr.	30	66	2.2
23.	Tori Davis, Baldwin-Wallace.....	Sr.	27	59	2.2
24.	Martin Cleveland, Husson.....	Fr.	28	60	2.1
25.	John Patterson, Centre.....	Sr.	29	62	2.1
26.	Ian McCormick, Swarthmore.....	Jr.	24	50	2.1
27.	Mike Haiduc, Dominican (Ill.).....	Jr.	25	51	2.0
28.	Jonathan Marstaller, Gordon.....	Jr.	27	54	2.0
	Terry Smith, Widener.....	Sr.	25	50	2.0
30.	Jesse Gutekunst, Hood.....	Jr.	29	57	2.0
31.	Gene Rivera, Lewis & Clark.....	Jr.	26	51	2.0
32.	Zach Miller, Cal Lutheran.....	So.	25	49	2.0

Steals Per Game

Rk.	Name, School	Cl.	G	St.	Avg.
1.	Elbie Murphy, St. Joseph's (Me.).....	So.	30	126	4.2
2.	Marquis Patton, Fisk.....	Sr.	22	87	4.0
3.	Amir Mazarei, Redlands.....	Sr.	23	87	3.8
4.	Doug Ticus, Grinnell.....	Sr.	24	87	3.6
5.	Corey McAdam, Nazareth.....	Fr.	25	81	3.2
	Josh Winans, Cazenovia.....	Sr.	25	81	3.2
7.	Corey McFarlane, Brooklyn.....	So.	22	71	3.2
8.	Tony Barros, Mass.-Boston.....	Sr.	27	86	3.2
9.	Kenneth Eusey, Old Westbury.....	Jr.	28	84	3.0
10.	Chris Reaves, SUNYIT.....	Sr.	29	85	2.9
11.	David Knowles, Pomona-Pitzer.....	Sr.	24	70	2.9
12.	Jephet Kerr, Johnson & Wales (RI).....	Sr.	26	75	2.9
	Bryan Majors, Susquehanna.....	Fr.	26	75	2.9
14.	Beau Wilson, Waynesburg.....	Sr.	24	68	2.8
15.	Chris Goodridge, Salve Regina.....	Jr.	26	73	2.8
	Otis Saylee, City Tech.....	Sr.	26	73	2.8
17.	Bryson Taylor, Greenville.....	Sr.	25	70	2.8
18.	Demitrius Washington, Bard.....	Jr.	19	52	2.7
19.	Mike Moore, Concordia (Tex.).....	Jr.	26	71	2.7
20.	Chris LaBoard, SUNYIT.....	Sr.	29	79	2.7
21.	Tony Cannon, New Paltz St.....	Jr.	25	68	2.7
22.	David McMullen, Ripon.....	Sr.	23	62	2.7
23.	Terry Bailey, Oglethorpe.....	Sr.	26	70	2.7
24.	Travis Moulton, Concordia (Wis.).....	So.	24	64	2.7
25.	Dan Selway, Redlands.....	So.	23	61	2.7
	Dave Thomas, Redlands.....	Jr.	23	61	2.7
27.	Joseph Chatman, Lesley.....	Jr.	27	71	2.6
28.	Kevin Tucker, New Jersey City.....	So.	28	73	2.6
29.	Jarrell Sweet, Colorado Col.....	So.	25	65	2.6
30.	Michael Bennett, Hendrix.....	Sr.	25	64	2.6
	Godfrey Mascal, John Jay.....	So.	25	64	2.6
	Zak Ray, Bates.....	Sr.	25	64	2.6
	Antwan Williams, Puget Sound.....	So.	25	64	2.6
34.	John McMahon, Rivier.....	Sr.	29	74	2.6

2007 Division III Individual Game Highs

Points

Rk.	Name, School	Cl.	Opponent	Date	Pts.
1.	Sami Wylie, Lincoln (Pa.)	Sr.	Ohio St.-Marion	12/2/2006	69
2.	Ben Strong, Guilford	Jr.	Lincoln (Pa.)	3/9/2007	59
	Mike Hoyt, Mt. St. Mary (N.Y.)	Sr.	Farmingdale	1/27/2007	59
4.	Mike Hoyt, Mt. St. Mary (N.Y.)	Sr.	Stevens Institute	2/17/2007	57
5.	Bryan Rouse, Emerson	Fr.	Daniel Webster	12/9/2006	56
6.	Mike Hoyt, Mt. St. Mary (N.Y.)	Sr.	Manhattanville	2/1/2007	55
7.	Shawn Fuller, Becker	So.	Mitchell	2/10/2007	53
	Kyle Born, Whitman	So.	Redlands	1/3/2007	53
9.	John Grotberg, Grinnell	So.	MacMurray	11/25/2006	52
	Josh Robinson, Susquehanna	Jr.	King's (Pa.)	11/18/2006	52
11.	Mike Hoyt, Mt. St. Mary (N.Y.)	Sr.	Maritime (N.Y.)	1/18/2007	50
12.	Tony Barros, Mass.-Boston	Sr.	Western Conn. St.	2/20/2007	48
	Amir Mazarei, Redlands	Sr.	Pacific Union	1/6/2007	48
14.	Dave Bisesi, Mass. Liberal Arts	Jr.	Maritime (N.Y.)	11/28/2006	47
15.	Mike Hoyt, Mt. St. Mary (N.Y.)	Sr.	Centenary (N.J.)	1/16/2007	46
	John Grotberg, Grinnell	So.	Lawrence	1/12/2007	46
	Dallas Reinard, Hilbert	Jr.	Mt. Aloysius	1/6/2007	46
	Tony Barros, Mass.-Boston	Sr.	Colby-Sawyer	11/25/2006	46
19.	Cory Smith, Rhodes	So.	Oglethorpe	2/11/2007	44
	Kent Raymond, Wheaton (Ill.)	So.	Ill. Wesleyan	2/10/2007	44
	Nate Brodman, Colorado Col.	Jr.	Johnson & Wales (CO)	2/3/2007	44
22.	Tony Barros, Mass.-Boston	Sr.	Eastern Conn. St.	1/20/2007	43
	Mike Hoyt, Mt. St. Mary (N.Y.)	Sr.	Mt. St. Vincent	1/10/2007	43
	Amir Mazarei, Redlands	Sr.	Hope Int'l	12/9/2006	43
	Joel McDonald, Concordia (Tex.)	So.	Texas-Dallas	12/9/2006	43
26.	Josh Johnson, Louisiana Col.	So.	Mary Hardin-Baylor	2/23/2007	42
	Mike Hoyt, Mt. St. Mary (N.Y.)	Sr.	Centenary (N.J.)	2/5/2007	42
	Amir Mazarei, Redlands	Sr.	Pomona-Pitzer	2/3/2007	42
	Thomas Baker, Rowan	Sr.	Kean	1/17/2007	42
	Dave Maggiacomo, Cortland St.	Sr.	Fredonia St.	1/13/2007	42
	Jake Baldwin, Piedmont	Jr.	Wesley	12/1/2006	42

Field-Goal Percentage

Minimum 10 made

Rk.	Name, School	Cl.	Opponent	Date	FGM	FGA	FG%
1.	Danny Hagen, Cal Lutheran	So.	Redlands	1/13/2007	16	16	100.0
	David Goode, Chestnut Hill	Jr.	Delaware Valley	1/6/2007	13	13	100.0
	Brandon Adair, Va. Wesleyan	Sr.	Washington-St. Louis	3/16/2007	12	12	100.0
	Jason Sager, East. Mennonite	Sr.	Emory & Henry	1/20/2007	12	12	100.0
	Marc O'Leary, Hanover	Jr.	Westminster (Pa.)	12/21/2006	12	12	100.0
	Andrew Tulowitzky, Oglethorpe	Sr.	Piedmont	1/2/2007	11	11	100.0
	Zach Freeman, Ill. Wesleyan	Sr.	Judson (Ill.)	11/25/2006	11	11	100.0
	Trevor Tonkovich, New England Col.	Fr.	Me.-Presque Isle	11/17/2006	10	10	100.0

Three-Point Field Goals Made

Rk.	Name, School	Cl.	Opponent	Date	3FG
1.	Sami Wylie, Lincoln (Pa.)	Sr.	Ohio St.-Marion	12/2/2006	21
2.	Bill Carey, Framingham St.	Fr.	Salem St.	2/10/2007	11
	Nate Brodman, Colorado Col.	Jr.	Johnson & Wales (CO)	2/3/2007	11
	Amir Mazarei, Redlands	Sr.	Pacific Union	1/6/2007	11
	Clint Parker, Hanover	Jr.	Wabash	11/21/2006	11
6.	Stephen Harris, Cazenovia	So.	Morrisville St.	2/8/2007	10
	Mike Hoyt, Mt. St. Mary (N.Y.)	Sr.	Centenary (N.J.)	2/5/2007	10
	Stephen Harris, Cazenovia	So.	Bard	1/25/2007	10
	Dave Maggiacomo, Cortland St.	Sr.	Fredonia St.	1/13/2007	10
	James Russo, Goucher	Sr.	Ozarks (Mo.)	1/5/2007	10
	Amir Mazarei, Redlands	Sr.	Hope Int'l	12/9/2006	10
	Amir Mazarei, Redlands	Sr.	La Sierra	12/6/2006	10
	Isaiah Pinckney, Delaware Valley	Sr.	Richard Stockton	11/27/2006	10
	John Grotberg, Grinnell	So.	MacMurray	11/25/2006	10
15.	Chadd Barnes, Rutgers-Newark	So.	New York U.	3/2/2007	9
	Dusty Magee, Aurora	So.	Rockford	2/17/2007	9
	Chris Faidley, Whitman	So.	Puget Sound	2/10/2007	9
	James Russo, Goucher	Sr.	Gallaudet	2/6/2007	9
	Kevin Bradley, Bowdoin	Sr.	Me.-Presque Isle	2/5/2007	9
	Jordan Snipes, Guilford	Sr.	Lynchburg	2/3/2007	9
	Glen Ufland, Hilbert	Sr.	Mt. Aloysius	2/3/2007	9
	Kyle Enoch, Lebanon Valley	So.	Widener	1/31/2007	9
	Mike Hoyt, Mt. St. Mary (N.Y.)	Sr.	Farmingdale	1/27/2007	9
	Amir Mazarei, Redlands	Sr.	Occidental	1/24/2007	9

Rk.	Name, School	Cl.	Opponent	Date	3FG
	Bryan Schnettler, St. Thomas (Minn.)	Sr.	Hamline	1/24/2007	9
	Kase Gonzales, Louisiana Col.	Jr.	Texas-Tyler	1/11/2007	9
	Nick Farrell, Colby	Sr.	Maine Maritime	1/9/2007	9
	Glen Ufland, Hilbert	Sr.	Fredonia St.	1/8/2007	9
	Bo Mason, Maryville (Tenn.)	Jr.	Piedmont	1/7/2007	9
	Andy Root, Wabash	So.	Hiram	1/7/2007	9
	Jason Price, Wis.-Whitewater	Fr.	Carroll (Wis.)	12/28/2006	9
	Tony Barros, Mass.-Boston	Sr.	Colby-Sawyer	11/25/2006	9
	Daniel Markus, Redlands	Jr.	Biola	11/25/2006	9

Three-Point Field-Goal Percentage

Minimum 7 made

Rk.	Name, School	Cl.	Opponent	Date	3FG	3FGA	3FG%
1.	Andy Root, Wabash	So.	Hiram	1/7/2007	9	9	100.0
	Jake Phillips, Carleton	Sr.	Macalester	2/14/2007	7	7	100.0
	Andrew Tulowitzky, Oglethorpe	Sr.	Piedmont	1/2/2007	7	7	100.0
4.	Joe Canori, Nazareth	Jr.	Hartwick	2/10/2007	7	8	87.5
	Peter Lipka, Farmingdale St.	Jr.	Stevens Institute	1/30/2007	7	8	87.5
	Sherrad Prezzie-Blue, Wentworth Inst.	Jr.	Anna Maria	1/20/2007	7	8	87.5
	Cody Anderle, East Tex. Baptist	So.	Texas-Dallas	1/18/2007	7	8	87.5
	Timothy Broomfield, Mississippi Col.	Sr.	Westmont	12/30/2006	7	8	87.5
	Curtis Gadles, Westfield St.	Sr.	Western New Eng.	12/2/2006	7	8	87.5
	Thomas Bright, Pacific (Ore.)	Fr.	Multnomah Bible	11/28/2006	7	8	87.5
11.	Dave Maggiacomo, Cortland St.	Sr.	Fredonia St.	1/13/2007	10	12	83.3
12.	Bo Mason, Maryville (Tenn.)	Jr.	Piedmont	1/7/2007	9	11	81.8
13.	Ian Ribald, Yeshiva	Sr.	Centenary (N.J.)	2/7/2007	8	10	80.0
	Adam Garner, Mass. Liberal Arts	Sr.	Worcester St.	1/20/2007	8	10	80.0
	Brian Fenton, St. Joseph's (L.I.)	Sr.	Merchant Marine	1/6/2007	8	10	80.0
16.	Neal Wesson, Rensselaer	Fr.	Morrisville St.	12/5/2007	7	9	77.8
	Tyler Daugherty, Dubuque	Jr.	Loras	2/9/2007	7	9	77.8
	Justin Bestor, Marian (Wis.)	So.	Concordia (Ill.)	2/7/2007	7	9	77.8
	Nick Adams, Westminster (Pa.)	Sr.	Thomas More	2/3/2007	7	9	77.8
	James Cooper, Wooster	Jr.	Allegheny	1/31/2007	7	9	77.8
	Jephet Kerr, Johnson & Wales (RI)	Sr.	Albertus Magnus	1/29/2007	7	9	77.8
	Brody Jackson, Bethany (W.V.)	Jr.	St. Vincent	1/24/2007	7	9	77.8
	Damien Santana, Farmingdale St.	So.	Maritime (N.Y.)	1/10/2007	7	9	77.8
	Sean Wallis, Washington-St. Louis	So.	Chicago	1/6/2007	7	9	77.8
	Sean Burton, Ithaca	So.	Potsdam St.	12/9/2006	7	9	77.8
	Damien Santana, Farmingdale St.	So.	Yeshiva	12/6/2006	7	9	77.8
	Steve Austin, Daniel Webster	So.	Johnson St.	11/25/2006	7	9	77.8
	Mike Lee, Mary Washington	Sr.	Messiah	11/17/2006	7	9	77.8

Free-Throw Percentage

Minimum 12 made

Rk.	Name, School	Cl.	Opponent	Date	FT	FTA	FT%
1.	Kent Raymond, Wheaton (Ill.)	So.	Ill. Wesleyan	2/10/2007	20	20	100.0
	Dominic Trawick, Bridgewater (Va.)	Fr.	East. Mennonite	12/16/2006	19	19	100.0
	Mike Hoyt, Mt. St. Mary (N.Y.)	Sr.	Stevens Institute	2/17/2007	18	18	100.0
	Rob McCarter, Alfred	Sr.	Elmira	2/9/2007	16	16	100.0
	Raun Singleton, Monmouth (Ill.)	Sr.	William Penn	11/26/2006	15	15	100.0
	Josh Fox, Bridgewater (Va.)	Jr.	Emory & Henry	2/11/2007	14	14	100.0
	Ryan Jaziri, New England Col.	Jr.	Colby-Sawyer	1/25/2007	14	14	100.0
	Ryan Burks, Elmhurst	So.	Wheaton (Ill.)	1/20/2007	14	14	100.0
	Pete Moran, John Carroll	Sr.	Mount Union	1/17/2007	14	14	100.0
	David Knowles, Pomona-Pitzer	Sr.	La Sierra	1/6/2007	14	14	100.0
	Ryan Burks, Elmhurst	So.	Millikin	2/21/2007	13	13	100.0
	Zak Clark, Central (Iowa)	Jr.	Dubuque	2/10/2007	13	13	100.0
	Dave Juttton, Cortland St.	Sr.	St. John Fisher	12/29/2006	13	13	100.0
	Justin Short, Randolph-Macon	So.	Roanoke	12/3/2006	13	13	100.0
	Mike Hoyt, Mt. St. Mary (N.Y.)	Sr.	Westfield St.	11/18/2006	13	13	100.0
	Wahab Owolabi, Wash. & Jeff.	So.	Grove City	2/15/2007	12	12	100.0
	Marcus Minzel, Neb. Wesleyan	Jr.	Dana	2/10/2007	12	12	100.0
	Rob Andrus, Willamette	Sr.	George Fox	2/9/2007	12	12	100.0
	Chris Vallee, Nichols	Jr.	Anna Maria	2/6/2007	12	12	100.0

Rk.	Name, School	Cl.	Opponent	Date	FT	FTA	FT%
	Sean Wallis, Washington-St. Louis.....	So.	Brandeis	1/26/2007	12	12	100.0
	Alan Jaziri, Suffolk.....	Fr.	Johnson & Wales (RI)	1/17/2007	12	12	100.0
	Jesse Gutekunst, Hood	Jr.	Marymount (Va.)	1/10/2007	12	12	100.0
	Chris Demarco, Edgewood	So.	Marian (Wis.)	12/6/2006	12	12	100.0
	R.J. Smith, Greensboro	Fr.	Apprentice	11/25/2006	12	12	100.0
	Ray Williams, Salisbury	Sr.	Villa Julie	11/21/2006	12	12	100.0

Rebounds

Rk.	Name, School	Cl.	Opponent	Date	Reb.
1.	Pat Smithgall, Alfred	Fr.	Hilbert	11/21/2006	26
2.	Emmanuel Masumbuko, Becker	So.	Mitchell	2/10/2007	23
	Kyle Born, Whitman.....	Sr.	Pacific Lutheran	1/12/2007	23
4.	Jesse Gutekunst, Hood	Jr.	St. Mary's (Md.)	2/22/2007	22
	Tom Arthur, Phila. Biblical.....	So.	Purchase St.	1/30/2007	22
	Drew Cohen, Colby	Sr.	Lesley	1/6/2007	22
	Mardochee Jean, Hardin-Simmons	Jr.	Louisiana Col.	11/30/2006	22
8.	Femi Solaja, Augsburg	Jr.	Bethel (Minn.)	2/17/2007	21
	Chris Harrison, Mt. St. Mary (N.Y.).....	So.	Old Westbury	1/13/2007	21
	Ozi Menakaya, Salisbury	So.	Mary Washington	1/10/2007	21
	Kyle Foster, Hamline.....	Sr.	St. Scholastica	12/16/2006	21
12.	Dane Borchers, Wittenberg	Sr.	Ohio Wesleyan	2/23/2007	20
	Emmanuel Masumbuko, Becker	So.	Elms	2/8/2007	20
	Adam Coleman, N.C. Wesleyan	So.	Chris. Newport	2/6/2007	20
	Jose Guitian, Lasell.....	So.	Mount Ida	1/18/2007	20
	Mardochee Jean, Hardin-Simmons	Jr.	Concordia (Tex.)	1/11/2007	20
	Ray Bryant, Utica.....	Sr.	Utica/Rome	12/9/2006	20

Assists

Rk.	Name, School	Cl.	Opponent	Date	Ass.
1.	K.C. Grandfield, Bridgewater St.....	Sr.	Framingham St.	2/3/2007	17
2.	Sean Wallis, Washington-St. Louis.....	So.	Chicago	2/24/2007	16
	Jared McCoy, Maryville (Mo.)	Fr.	Lincoln Christian	12/9/2006	16
	Josh Winans, Cazenovia	Sr.	Bard	12/5/2006	16
5.	Davon Barton, Chris. Newport	So.	Methodist	2/16/2007	15
	Mike Staley, Hiram	Fr.	Denison	1/20/2007	15
	Andrew Olson, Amherst.....	Jr.	Elms	1/16/2007	15
8.	Jeremy Rivers, Becker	Jr.	Mitchell	2/10/2007	14
	Garth Brandal, Whitman	Jr.	Redlands	1/3/2007	14
	Mike Moore, Concordia (Tex.).....	Jr.	Texas-Dallas	12/9/2006	14
	Nick Tokarski, Salem St.	Fr.	Newbury	12/5/2006	14
	David Arseneault, Grinnell	So.	Carthage	11/21/2006	14
13.	Brett De Hoogh, Central (Iowa).....	Jr.	Martin Luther	12/16/2007	13
	Andrew Olson, Amherst.....	Jr.	Stevens Institute	3/9/2007	13
	Mike Parker, Eastern Conn. St.	Sr.	Old Westbury	2/8/2007	13
	Mike Parker, Eastern Conn. St.	Sr.	Mass.-Boston	1/20/2007	13
	Bo Mason, Maryville (Tenn.).....	Jr.	Fisk	1/17/2007	13
	David Arseneault, Grinnell	So.	Beloit	1/13/2007	13
	David Shepherd, Tufts.....	Sr.	Trinity (Conn.)	1/13/2007	13
	David Arseneault, Grinnell	So.	Milwaukee Engr.	1/9/2007	13
	Corey McAdam, Nazareth	Fr.	Wheaton (Mass.)	12/29/2006	13
	Nathan Drury, Carroll (Wis.)	Sr.	Grinnell	12/2/2006	13
	Mike Moore, Concordia (Tex.)	Jr.	Texas-Tyler	12/2/2006	13
	Chris Stephens, Bethany (W.V.)	Sr.	Franciscan	11/30/2006	13
	Bryan Williams, Whitworth.....	Sr.	Whittier	11/25/2006	13
	Mike Moore, DePauw	So.	Earlham	11/18/2006	13

Blocked Shots

Rk.	Name, School	Cl.	Opponent	Date	Blk.
1.	Jesse Gutekunst, Hood	Jr.	Marymount (Va.)	1/10/2007	12
2.	Kerry Gibson, Wis.-Oshkosh.....	Sr.	Wis.-River Falls	1/27/2007	11
	Kerry Gibson, Wis.-Oshkosh.....	Sr.	Wis.-Superior	12/2/2006	11
4.	Jon Ciche, Edgewood.....	So.	Rockford	2/19/2007	9
	Jacob Nonemacher, Wis.-Stout	Sr.	Wis.-Whitewater	1/27/2007	9
	Mark Blasingame, Chris. Newport...So.	N.C. Wesleyan	1/16/2007	9	
	Lance Bisson, Rivier	So.	Emerson	1/9/2007	9
	Drew Cohen, Colby	Sr.	Lesley	1/6/2007	9
	Mardochee Jean, Hardin-Simmons	Jr.	Va. Wesleyan	12/30/2006	9
	Isaac Rosefelt, St. Thomas (Minn.)..	Sr.	Macalester	12/6/2006	9
	Jason Soppe, Simpson.....	Sr.	Augustana (Ill.)	12/2/2006	9
	Ben Chase, Emerson	Jr.	Mass.-Boston	11/28/2006	9
13.	Matt Loretz, Redlands.....	Jr.	Whittier	2/19/2007	8
	Drew Cohen, Colby	Sr.	Tufts	2/10/2007	8
	Jacob Nonemacher, Wis.-Stout	Sr.	Wis.-River Falls	1/31/2007	8
	Timothy Broomfield, Mississippi Col..	Sr.	East Tex. Baptist	1/27/2007	8
	Adam Blodgett, Thomas (Me.).....	Sr.	Castleton St.	1/20/2007	8
	Mark Retallic, Worcester St.....	Sr.	Mass. Liberal Arts	1/20/2007	8
	Jacob Nonemacher, Wis.-Stout	Sr.	Viterbo	12/29/2006	8
	Jacob Nonemacher, Wis.-Stout	Sr.	Buena Vista	12/21/2006	8

Steals

Rk.	Name, School	Cl.	Opponent	Date	St.
1.	James Parker, Lesley	Sr.	Johnson St.	12/8/2006	11
2.	Corey McAdam, Nazareth	Fr.	Elmira	2/16/2007	10
	Josh Winans, Cazenovia	Sr.	D'Youville	1/10/2007	10
4.	Amir Mazarei, Redlands.....	Sr.	Whitman	1/3/2007	9
	Mike Parker, Eastern Conn. St.	Sr.	Medaille	1/2/2007	9
	Darnell Edmonds, Hood.....	Sr.	Merchant Marine	12/30/2006	9
	Amir Mazarei, Redlands.....	Sr.	La Sierra	12/6/2006	9
	Doug Ticus, Grinnell.....	Sr.	MacMurray	11/25/2006	9
	Nathan Penley, Baptist Bible (Pa.)..	Jr.	Marywood	11/17/2006	9
10.	Tyler Evans, New England Col.	Fr.	Nichols	2/17/2007	8
	Kevin Tucker, New Jersey City.....	So.	Rutgers-Camden	2/3/2007	8
	Anthony Hairston, Emory & Henry ..So.	Roanoke	1/31/2007	8	
	Bud Willis, McMurry.....	Fr.	Sul Ross St.	1/27/2007	8
	Michael Zasada, Eureka.....	Fr.	Fontbonne	1/27/2007	8
	Terry Bailey, Oglethorpe.....	Sr.	Southwestern (Tex.)	1/26/2007	8
	Travis Molton, Concordia (Wis.)	Sr.	Dominican (Ill.)	1/20/2007	8
	Zach Johnson, Carleton.....	So.	St. Mary's (Minn.)	1/10/2007	8
	Jered Gamble, Waynesburg.....	Jr.	La Roche	12/14/2006	8
	Terry Bailey, Oglethorpe.....	Sr.	Huntingdon	12/11/2006	8
	David McMullen, Ripon	Sr.	Knox	12/1/2006	8
	Jerry Beverly, Whitworth.....	Jr.	Caltech	11/26/2006	8
	Drew Gensler, Millikin	So.	Ind.-Northwest	11/21/2006	8
	Vincent Brock, Millikin.....	So.	MacMurray	11/18/2006	8
	Chris Goodridge, Salve Regina.....	Jr.	Bridgewater St.	11/18/2006	8
	Bart Hostetler, Ohio Northern	Sr.	Elizabethtown	11/18/2006	8
	Martin Salinas, Texas-Dallas	Sr.	Austin	11/18/2006	8

2007 Division III Team Leaders

Won-Lost Percentage

Rk.	Name	W	L	Pct.
1.	Amherst.....	30	2	93.8
2.	Mississippi Col.....	27	3	90.0
3.	Wis.-Stevens Point.....	26	3	89.7
4.	Lake Erie.....	25	3	89.3
	Aurora.....	25	3	89.3
6.	Salem St.....	24	3	88.9
7.	Rhode Island Col.....	27	4	87.1
8.	St. Thomas (Minn.).....	24	4	85.7
	Whitworth.....	24	4	85.7
10.	Wooster.....	29	5	85.3
11.	Va. Wesleyan.....	28	5	84.8
12.	WPI.....	22	4	84.6
13.	Hope.....	26	5	83.9
14.	Washington-St. Louis.....	25	5	83.3
15.	Centre.....	24	5	82.8
	Guilford.....	24	5	82.8
	Johns Hopkins.....	24	5	82.8
18.	Alvernia.....	23	5	82.1
19.	Wittenberg.....	22	5	81.5
20.	Brockport St.....	26	6	81.3
21.	Chapman.....	21	5	80.8
	Trinity (Conn.).....	21	5	80.8
23.	Keene St.....	25	6	80.6
24.	St. John Fisher.....	24	6	80.0
25.	Catholic.....	23	6	79.3
	St. Lawrence.....	23	6	79.3
	Manhattanville.....	23	6	79.3
28.	Augustana (Ill.).....	22	6	78.6
	DePauw.....	22	6	78.6
	Mary Hardin-Baylor.....	22	6	78.6
	Husson.....	22	6	78.6
	New York U.....	22	6	78.6

Scoring Offense

Rk.	School	G	W-L	Pts.	Avg.
1.	Redlands.....	24	17-7	2,810	117.1
2.	Grinnell.....	24	17-7	2,662	110.9
3.	Emory & Henry.....	25	14-11	2,734	109.4
4.	Puget Sound.....	25	18-7	2,427	97.1
5.	Lincoln (Pa.).....	29	20-9	2,626	90.6
6.	Brockport St.....	32	26-6	2,814	87.9
7.	Wooster.....	34	29-5	2,989	87.9
8.	Concordia (Tex.).....	26	10-16	2,280	87.7
9.	Westminster (Pa.).....	27	18-9	2,346	86.9
10.	Aurora.....	28	25-3	2,417	86.3
11.	Guilford.....	29	24-5	2,457	84.7
12.	Bethel (Minn.).....	26	18-8	2,202	84.7
13.	Piedmont.....	26	13-13	2,190	84.2
14.	Wis. Lutheran.....	26	15-11	2,180	83.8
15.	Keene St.....	31	25-6	2,589	83.5
16.	Elms.....	29	20-9	2,416	83.3
17.	Lesley.....	27	14-13	2,248	83.3
18.	SUNYIT.....	29	17-12	2,410	83.1
19.	MacMurray.....	25	16-9	2,075	83.0
20.	Bethany (W.V.).....	28	19-9	2,320	82.9
21.	Tufts.....	25	15-10	2,071	82.8
22.	Chris. Newport.....	26	15-11	2,151	82.7
23.	New England Col.....	25	10-15	2,068	82.7
24.	Cazenovia.....	26	12-14	2,139	82.3
25.	Wis.-Stevens Point.....	29	26-3	2,372	81.8
26.	Carroll (Wis.).....	27	18-9	2,205	81.7
27.	Amherst.....	32	30-2	2,604	81.4
28.	Salem St.....	27	24-3	2,197	81.4
29.	Lake Erie.....	28	25-3	2,273	81.2
30.	Oglethorpe.....	26	14-12	2,104	80.9
31.	Manhattanville.....	29	23-6	2,346	80.9

Scoring Defense

Rk.	School	G	W-L	Pts.	Avg.	Opp. Pts.	Opp. Avg.
1.	Mississippi Col.....	30	27-3	1,711	57.0	1,427	57.1
2.	Claremont-M-S.....	25	15-10	1,680	57.9	1,690	58.3
3.	Centre.....	29	24-5	1,464	58.6	1,587	58.8
4.	Penn St.-Behrend.....	29	21-8	1,650	58.9	1,777	59.2
5.	Wm. Paterson.....	25	15-10	1,494	59.8	1,445	60.2
6.	Wittenberg.....	27	22-5	1,687	60.3	1,511	60.4
7.	New York U.....	28	22-6	1,577	60.7	1,944	60.8
8.	Western New Eng.....	30	22-8	1,590	61.2	1,536	61.4
9.	Cal Lutheran.....	25	17-8	1,606	61.8	1,670	61.9
10.	Drew.....	24	9-15	1,610	61.9	1,800	62.1
11.	Alvernia.....	28	23-5	1,617	62.2	1,557	62.3
12.	Arcadia.....	25	11-14	1,557	62.3	2,056	62.4
13.	Messiah.....	26	19-7	1,624	62.5	1,500	62.5
14.	Amherst.....	32	30-2	1,624	62.5	1,629	62.7
15.	Scranton.....	26	19-7	1,617	62.2	1,760	62.9
16.	Bates.....	25	18-7	1,536	61.4	1,670	61.9
17.	Gettysburg.....	26	13-13	1,606	61.8	1,670	61.9
18.	Wis.-La Crosse.....	27	19-8	1,670	61.9	1,610	61.9
19.	Utica.....	26	19-7	1,610	61.9	1,800	62.1
20.	Catholic.....	29	23-6	1,617	62.2	1,557	62.3
21.	Southwestern (Tex.).....	26	11-15	1,557	62.3	2,056	62.4
22.	Rose-Hulman.....	25	9-16	1,557	62.3	1,686	62.4
23.	Va. Wesleyan.....	33	28-5	1,686	62.4	1,624	62.5
24.	Wis.-Oshkosh.....	27	21-6	1,624	62.5	1,500	62.5
25.	Rochester (N.Y.).....	26	18-8	1,500	62.5	1,629	62.7
26.	Connecticut Col.....	24	11-13	1,629	62.7	1,760	62.9
27.	WPI.....	26	22-4	1,760	62.9	1,760	62.9
28.	St. Thomas (Minn.).....	28	24-4	1,760	62.9	1,636	62.9
	Whitworth.....	28	24-4	1,760	62.9		
30.	Haverford.....	26	14-12	1,636	62.9		

Scoring Margin

Rk.	School	W-L	Pts.	Avg.	Opp. Pts.	Opp. Avg.	Pt. Mar.
1.	Amherst.....	30-2	2,604	81.4	1,944	60.8	20.6
2.	Aurora.....	25-3	2,417	86.3	1,944	69.4	16.9
3.	Wooster.....	29-5	2,989	87.9	2,416	71.1	16.9
4.	Hope.....	26-5	2,481	80.0	1,960	63.2	16.8
5.	Mississippi Col.....	27-3	2,192	73.1	1,711	57.0	16.0
6.	Wis.-Stevens Point.....	26-3	2,372	81.8	1,913	66.0	15.8
7.	Husson.....	22-6	2,223	79.4	1,821	65.0	14.4
8.	Va. Wesleyan.....	28-5	2,528	76.6	2,056	62.3	14.3
9.	Brockport St.....	26-6	2,814	87.9	2,374	74.2	13.8
10.	Whitworth.....	24-4	2,132	76.1	1,760	62.9	13.3
	New York U.....	22-6	2,022	72.2	1,650	58.9	13.3
12.	St. Thomas (Minn.).....	24-4	2,124	75.9	1,760	62.9	13.0
13.	Lake Erie.....	25-3	2,273	81.2	1,911	68.3	12.9
14.	Centre.....	24-5	2,051	70.7	1,680	57.9	12.8
15.	Chapman.....	21-5	1,994	76.7	1,668	64.2	12.5
16.	Wis.-Oshkosh.....	21-6	2,017	74.7	1,686	62.4	12.3
17.	St. Joseph's (Me.).....	22-8	2,310	77.0	1,943	64.8	12.2
18.	Scranton.....	19-7	1,907	73.3	1,590	61.2	12.2
19.	Wittenberg.....	22-5	1,913	70.9	1,587	58.8	12.1
20.	Occidental.....	19-6	1,877	75.1	1,580	63.2	11.9
21.	Trinity (Conn.).....	21-5	2,054	79.0	1,756	67.5	11.5
22.	WPI.....	22-4	1,925	74.0	1,629	62.7	11.4
23.	Ohio Wesleyan.....	18-10	2,116	75.6	1,798	64.2	11.4
24.	Cal Lutheran.....	17-8	1,777	71.1	1,494	59.8	11.3
25.	Salem St.....	24-3	2,197	81.4	1,895	70.2	11.2
26.	Utica.....	19-7	1,899	73.0	1,610	61.9	11.1
27.	Bates.....	18-7	1,813	72.5	1,536	61.4	11.1
28.	Alvernia.....	23-5	1,992	71.1	1,687	60.3	10.9
29.	Manhattanville.....	23-6	2,346	80.9	2,036	70.2	10.7
30.	Wis.-Whitewater.....	18-9	2,122	78.6	1,839	68.1	10.5

Field-Goal Percentage

Rk.	School	G	W-L	FGM	FGA	FG%
1.	Mississippi Col.	30	27-3	789	1504	52.5
2.	Whitworth	28	24-4	779	1495	52.1
3.	Wooster	34	29-5	1112	2155	51.6
4.	Lawrence	23	13-10	611	1195	51.1
5.	Amherst	32	30-2	968	1895	51.1
6.	Randolph-Macon	26	14-12	702	1383	50.8
7.	Chris. Newport	26	15-11	821	1625	50.5
8.	North Central (Ill.)	26	16-10	690	1371	50.3
9.	St. Thomas (Minn.)	28	24-4	800	1591	50.3
10.	Wis.-Stevens Point	29	26-3	862	1729	49.9
11.	New York U.	28	22-6	717	1443	49.7
12.	Wis.-Oshkosh	27	21-6	711	1432	49.7
13.	Gust. Adolphus	27	14-13	671	1352	49.6
14.	Guilford	29	24-5	906	1828	49.6
15.	Occidental	25	19-6	714	1445	49.4
16.	Ripon	23	13-10	671	1360	49.3
17.	Ill. Wesleyan	25	11-14	666	1350	49.3
18.	DeSales	30	22-8	809	1643	49.2
19.	Bridgewater (Va.)	27	10-17	675	1376	49.1
20.	Piedmont	26	13-13	809	1651	49.0
21.	Elmhurst	27	21-6	730	1491	49.0
22.	Coe	27	19-8	710	1451	48.9
23.	Geneseo St.	26	15-11	651	1331	48.9
24.	Carroll (Wis.)	27	18-9	783	1604	48.8
25.	Va. Wesleyan	33	28-5	940	1928	48.8
26.	York (N.Y.)	29	18-11	762	1565	48.7
27.	Mt. St. Joseph	25	13-12	666	1369	48.6
28.	Baldwin-Wallace	27	18-9	726	1496	48.5
29.	Baptist Bible (Pa.)	26	18-8	780	1608	48.5
30.	Johns Hopkins	29	24-5	712	1468	48.5
31.	Brockport St.	32	26-6	983	2027	48.5
32.	King's (Pa.)	28	19-9	742	1531	48.5

Field-Goal Percentage Defense

Rk.	School	G	W-L	Opp. FG	Opp. FGA	Opp. FG%
1.	New York U.	28	22-6	552	1,560	35.4
2.	Mississippi Col.	30	27-3	602	1,671	36.0
3.	Rowan	26	20-6	631	1,682	37.5
4.	Claremont-M-S.	25	15-10	462	1,231	37.5
5.	Western New Eng.	30	22-8	647	1,717	37.7
6.	Me.-Farmington	26	10-16	603	1,580	38.2
7.	Wm. Paterson	25	15-10	451	1,176	38.4
8.	St. Lawrence	29	23-6	717	1,863	38.5
9.	Wittenberg	27	22-5	565	1,468	38.5
10.	Amherst	32	30-2	686	1,772	38.7
11.	Farmingdale St.	28	18-10	648	1,672	38.8
12.	Gettysburg	26	13-13	569	1,465	38.8
13.	Centre	29	24-5	627	1,613	38.9
14.	Alvernia	28	23-5	633	1,617	39.1
15.	Southwestern (Tex.)	26	11-15	526	1,342	39.2
16.	Maine Maritime	24	12-12	546	1,391	39.3
17.	Salem St.	27	24-3	700	1,783	39.3
18.	Utica	26	19-7	575	1,460	39.4
19.	Bridgewater St.	25	17-8	649	1,643	39.5
20.	Catholic	29	23-6	680	1,721	39.5
21.	York (N.Y.)	29	18-11	705	1,783	39.5
22.	Hope	31	26-5	694	1,747	39.7
23.	Johns Hopkins	29	24-5	659	1,657	39.8
24.	Emmanuel (Mass.)	28	12-16	641	1,608	39.9
25.	Wis.-Stout	25	12-13	551	1,382	39.9
26.	Penn St.-Behrend	29	21-8	607	1,518	40.0
27.	Whitworth	28	24-4	601	1,498	40.1
28.	Yeshiva	26	15-11	589	1,467	40.1
29.	Ursinus	26	16-10	619	1,540	40.2
30.	Husson	28	22-6	662	1,646	40.2

Three-Point Field Goals Per Game

Rk.	School	G	W-L	3FG	3PG
1.	Redlands	24	17-7	440	18.3
2.	Grinnell	24	17-7	424	17.7
3.	Emory & Henry	25	14-11	436	17.4
4.	Mary Washington	26	16-10	325	12.5
5.	Westminster (Pa.)	27	18-9	330	12.2

Rk.	School	G	W-L	3FG	3PG
6.	Chicago	26	20-6	285	11.0
7.	Aurora	28	25-3	306	10.9
8.	Wis.-Stevens Point	29	26-3	309	10.7
9.	Pomona-Pitzer	24	16-8	251	10.5
10.	Macalester	25	11-14	260	10.4
11.	Merchant Marine	26	14-12	265	10.2
12.	Puget Sound	25	18-7	250	10.0
13.	Lewis & Clark	26	19-7	255	9.8
14.	Bethany (W.V.)	28	19-9	269	9.6
15.	Williams	28	16-12	268	9.6
16.	Wooster	34	29-5	324	9.5
17.	Suffolk	27	9-18	255	9.4
18.	Hanover	25	14-11	235	9.4
19.	Rhode Island Col.	31	27-4	287	9.3
20.	Transylvania	28	19-9	258	9.2
21.	Waynesburg	25	12-13	230	9.2
22.	Mass. Liberal Arts	25	6-19	229	9.2
23.	Lesley	27	14-13	246	9.1
24.	Louisiana Col.	25	8-17	227	9.1
25.	Mt. St. Mary (N.Y.)	26	9-17	234	9.0
	Union (N.Y.)	25	11-14	225	9.0
27.	Amherst	32	30-2	286	8.9
28.	Hope	31	26-5	274	8.8
29.	Cazenovia	26	12-14	228	8.8
30.	Clark (Mass.)	25	11-14	219	8.8
31.	Lasell	28	16-12	245	8.8

Three-Point Field-Goal Percentage

Minimum 5 made per game

Rk.	School	G	W-L	3FG	3FGA	3FG%
1.	Augustana (Ill.)	28	22-6	159	361	44.0
2.	Occidental	25	19-6	170	403	42.2
3.	Wis.-Stevens Point	29	26-3	309	744	41.5
4.	Endicott	28	16-12	147	356	41.3
5.	Wooster	34	29-5	324	792	40.9
6.	Aurora	28	25-3	306	749	40.9
7.	Amherst	32	30-2	286	701	40.8
8.	Hope	31	26-5	274	672	40.8
9.	Wis.-Platteville	25	13-12	169	415	40.7
10.	Union (N.Y.)	25	11-14	225	556	40.5
11.	Buena Vista	26	17-9	219	543	40.3
12.	St. Thomas (Minn.)	28	24-4	177	439	40.3
13.	Whitworth	28	24-4	183	456	40.1
14.	Rochester (N.Y.)	26	18-8	167	417	40.0
15.	Elmhurst	27	21-6	144	360	40.0
16.	St. John Fisher	30	24-6	224	562	39.9
17.	North Park	25	13-12	142	357	39.8
18.	Lasell	28	16-12	245	616	39.8
19.	Transylvania	28	19-9	258	649	39.8
20.	Scranton	26	19-7	219	552	39.7
21.	Bluffton	26	18-8	169	426	39.7
22.	New York U.	28	22-6	189	477	39.6
23.	Franklin	26	16-10	208	525	39.6
24.	Chicago	26	20-6	285	721	39.5
25.	Hampden-Sydney	30	19-11	210	532	39.5
26.	Wis.-Whitewater	27	18-9	171	434	39.4
27.	Brockport St.	32	26-6	275	700	39.3
28.	Capital	28	19-9	185	471	39.3
29.	Rensselaer	26	13-13	168	428	39.3
30.	Wheaton (Ill.)	26	17-9	165	421	39.2
31.	Alvernia	28	23-5	206	526	39.2

Free-Throw Percentage

Rk.	School	G	W-L	FT	FTA	FT%
1.	Wis.-Stevens Point	29	26-3	339	412	82.3
2.	MIT	27	14-13	380	481	79.0
3.	Hiram	26	7-19	404	512	78.9
4.	Bluffton	26	18-8	467	592	78.9
5.	Elmhurst	27	21-6	500	636	78.6
6.	Wheaton (Ill.)	26	17-9	476	607	78.4
7.	Wheaton (Mass.)	26	11-15	367	470	78.1
8.	Pomona-Pitzer	24	16-8	299	387	77.3
9.	Plymouth St.	26	10-16	458	593	77.2
10.	Moravian	25	11-14	442	577	76.6
11.	Wis.-Whitewater	27	18-9	501	655	76.5
12.	Oberlin	25	5-20	341	446	76.5
13.	Scranton	26	19-7	340	445	76.4
14.	Gust. Adolphus	27	14-13	394	516	76.4

Rk.	School	G	W-L	FT	FTA	FT%
15.	Baldwin-Wallace	27	18-9	497	651	76.3
16.	Carroll (Wis.)	27	18-9	405	531	76.3
17.	Wis.-Oshkosh	27	21-6	468	614	76.2
18.	Cornell College	25	8-17	337	443	76.1
19.	Susquehanna	26	16-10	389	512	76.0
20.	Willamette	25	10-15	423	557	75.9
21.	Bethel (Minn.)	26	18-8	437	577	75.7
22.	Knox	23	5-18	315	418	75.4
23.	Northland	25	9-16	425	565	75.2
24.	Wooster	34	29-5	441	588	75.0
25.	St. John's (Minn.)	29	21-8	381	509	74.9
26.	Westminster (Mo.)	24	15-9	322	431	74.7
27.	Otterbein	27	16-11	480	643	74.7
28.	Hope	31	26-5	429	575	74.6
29.	Westminster (Pa.)	27	18-9	436	585	74.5
30.	Manhattanville	29	23-6	451	606	74.4

Rebound Margin

Rk.	School	W-L	Reb.	Avg.	Opp Reb.	Opp Avg.	Reb Mar.
1.	New York U.	22-6	1,117	39.9	824	29.4	10.5
2.	Salem St.	24-3	1,255	46.5	1,003	37.1	9.3
3.	Guilford	24-5	1,243	42.9	981	33.8	9.0
4.	Occidental	19-6	939	37.6	726	29.0	8.5
5.	Wis.-Oshkosh	21-6	975	36.1	750	27.8	8.3
6.	Edgewood	18-8	1,006	38.7	798	30.7	8.0
7.	Ursinus	16-10	998	38.4	792	30.5	7.9
8.	Ill. Wesleyan	11-14	897	35.9	702	28.1	7.8
9.	Farmingdale St.	18-10	1,207	43.1	990	35.4	7.8
10.	Chapman	21-5	978	37.6	777	29.9	7.7
11.	Tufts	15-10	1,060	42.4	872	34.9	7.5
12.	Rowan	20-6	1,141	43.9	948	36.5	7.4
13.	Messiah	19-7	973	37.4	784	30.2	7.3
14.	Bates	18-7	942	37.7	762	30.5	7.2
15.	Mississippi Col.	27-3	1,107	36.9	893	29.8	7.1
16.	Vassar	18-10	1,112	39.7	919	32.8	6.9
17.	Wooster	29-5	1,281	37.7	1,054	31.0	6.7
18.	Worcester St.	11-16	1,166	43.2	987	36.6	6.6
19.	Ramapo	22-8	1,266	42.2	1,068	35.6	6.6
20.	Western New Eng.	22-8	1,222	40.7	1,027	34.2	6.5
21.	Elmhurst	21-6	944	35.0	773	28.6	6.3
22.	Endicott	16-12	1,036	37.0	860	30.7	6.3
23.	North Central (Ill.)	16-10	879	33.8	716	27.5	6.3
24.	FDU-Florham	17-10	1,088	40.3	921	34.1	6.2
25.	Pacific (Ore.)	12-13	965	38.6	812	32.5	6.1
26.	Otterbein	16-11	1,012	37.5	847	31.4	6.1
27.	Johns Hopkins	24-5	1,085	37.4	911	31.4	6.0
	Trinity (Conn.)	21-5	972	37.4	816	31.4	6.0
29.	Lakeland	16-11	1,060	39.3	902	33.4	5.9
30.	St. Thomas (Minn.)	24-4	1,014	36.2	851	30.4	5.8
31.	Bethel (Minn.)	18-8	1,033	39.7	883	34.0	5.8

Assists Per Game

Rk.	School	G	W-L	Ast.	Avg.
1.	Emory & Henry	25	14-11	523	20.9
2.	Redlands	24	17-7	489	20.4
3.	Piedmont	26	13-13	527	20.3
4.	Grinnell	24	17-7	480	20.0
5.	Amherst	32	30-2	617	19.3
6.	Chris. Newport	26	15-11	482	18.5
7.	Utica	26	19-7	470	18.1
8.	Washington-St. Louis	30	25-5	541	18.0
9.	Baptist Bible (Pa.)	26	18-8	468	18.0
10.	DeSales	30	22-8	536	17.9
11.	Brockport St.	32	26-6	570	17.8
12.	Coe	27	19-8	480	17.8
13.	Geneseo St.	26	15-11	462	17.8
14.	St. John Fisher	30	24-6	531	17.7
15.	Wooster	34	29-5	600	17.6
16.	Bethany (W.V.)	28	19-9	494	17.6
17.	Cazenovia	26	12-14	458	17.6
18.	St. John's (Minn.)	29	21-8	509	17.6
19.	Yeshiva	26	15-11	452	17.4
20.	Wis.-Stevens Point	29	26-3	499	17.2
21.	Greenville	25	13-12	430	17.2
22.	Merchant Marine	26	14-12	446	17.2
23.	Tufts	25	15-10	428	17.1

Rk.	School	G	W-L	Ast.	Avg.
24.	Maryville (Tenn.)	29	22-7	496	17.1
25.	Potsdam St.	25	9-16	426	17.0
26.	Keuka	26	13-13	442	17.0
	Ripon	23	13-10	391	17.0
28.	Guilford	29	24-5	492	17.0
	Manhattanville	29	23-6	492	17.0
30.	Webster	26	16-10	440	16.9

Blocked Shots Per Game

Rk.	School	G	W-L	Blk.	Avg.
1.	Chris. Newport	26	15-11	175	6.7
2.	Gettysburg	26	13-13	167	6.4
3.	Amherst	32	30-2	183	5.7
4.	Simpson	27	18-9	154	5.7
5.	Wis.-Stout	25	12-13	136	5.4
6.	New York U.	28	22-6	149	5.3
7.	Lincoln (Pa.)	29	20-9	152	5.2
8.	Wis.-Oshkosh	27	21-6	141	5.2
9.	Worcester St.	27	11-16	140	5.2
10.	Skidmore	24	2-22	121	5.0
11.	Redlands	24	17-7	118	4.9
12.	Mississippi Col.	30	27-3	147	4.9
13.	Salem St.	27	24-3	131	4.9
14.	Newbury	27	15-12	127	4.7
	Mass.-Boston	27	10-17	127	4.7
16.	Emmanuel (Mass.)	28	12-16	130	4.6
17.	St. Lawrence	29	23-6	134	4.6
18.	Colby	26	15-11	118	4.5
19.	Curry	30	16-14	136	4.5
20.	Salve Regina	26	13-13	116	4.5
21.	Hardin-Simmons	28	16-12	123	4.4
22.	Trinity (Conn.)	26	21-5	113	4.3
23.	Aurora	28	25-3	121	4.3
24.	Stevens Institute	30	23-7	129	4.3
25.	WPI	26	22-4	111	4.3
26.	Scranton	26	19-7	110	4.2
27.	York (N.Y.)	29	18-11	122	4.2
28.	Guilford	29	24-5	121	4.2
29.	Edgewood	26	18-8	108	4.2
30.	Gordon	27	19-8	112	4.1
31.	Western Conn. St.	26	14-12	107	4.1
32.	Johns Hopkins	29	24-5	119	4.1
	New Jersey City	29	19-10	119	4.1

Steals Per Game

Rk.	School	G	W-L	St.	Avg.
1.	Redlands	24	17-7	487	20.3
2.	Emory & Henry	25	14-11	444	17.8
3.	Grinnell	24	17-7	382	15.9
4.	Kean	25	13-12	343	13.7
5.	Lesley	27	14-13	347	12.9
6.	Brooklyn	24	10-14	306	12.8
7.	Lincoln (Pa.)	29	20-9	358	12.3
8.	Puget Sound	25	18-7	299	12.0
9.	Elizabethtown	24	9-15	287	12.0
10.	Fisk	22	5-17	262	11.9
11.	Lake Erie	28	25-3	332	11.9
12.	St. Joseph's (Me.)	30	22-8	354	11.8
13.	Concordia (Tex.)	26	10-16	301	11.6
14.	Neumann	26	13-13	300	11.5
15.	Concordia (Wis.)	25	8-17	287	11.5
16.	Wis. Lutheran	26	15-11	292	11.2
17.	LaGrange	27	18-9	301	11.1
18.	Buffalo St.	25	12-13	278	11.1
19.	Clark (Mass.)	25	11-14	276	11.0
20.	McMurry	27	20-7	297	11.0
	Greenville	25	13-12	275	11.0
22.	Western Conn. St.	26	14-12	284	10.9
23.	Piedmont	26	13-13	280	10.8
24.	Brockport St.	32	26-6	344	10.8
25.	New Paltz St.	25	11-14	268	10.7
26.	SUNYIT	29	17-12	306	10.6
27.	Baptist Bible (Pa.)	26	18-8	274	10.5
28.	Howard Payne	25	7-18	259	10.4
29.	Old Westbury	29	18-11	299	10.3
30.	Cazenovia	26	12-14	268	10.3
31.	Susquehanna	26	16-10	267	10.3
32.	Curry	30	16-14	308	10.3

Turnovers Per Game

Rk.	School	G	W-L	TO	Avg.
1.	Wis.-Stevens Point	29	26-3	247	8.5
2.	Lewis & Clark	26	19-7	249	9.6
3.	Muskingum	25	12-13	253	10.1
4.	Chicago	26	20-6	275	10.6
5.	Ohio Wesleyan	28	18-10	314	11.2
6.	Carleton	26	11-15	294	11.3
7.	Williams	28	16-12	324	11.6
8.	Westminster (Mo.)	24	15-9	281	11.7
9.	Earlham	26	8-18	306	11.8
10.	Wittenberg	27	22-5	318	11.8
11.	Blackburn	25	10-15	295	11.8
12.	Gordon	27	19-8	320	11.9
13.	Cortland St.	26	10-16	312	12.0
14.	Pacific (Ore.)	25	12-13	302	12.1
15.	Franklin	26	16-10	316	12.2
16.	Hanover	25	14-11	304	12.2
17.	Wis.-Oshkosh	27	21-6	331	12.3
18.	Pitt-Bradford	27	14-13	333	12.3
19.	Maryville (Tenn.)	29	22-7	359	12.4
20.	Trinity (Conn.)	26	21-5	324	12.5
21.	Va. Wesleyan	33	28-5	412	12.5
22.	St. John's (Minn.)	29	21-8	363	12.5
23.	Macalester	25	11-14	313	12.5
24.	Catholic	29	23-6	366	12.6
25.	Bowdoin	25	15-10	317	12.7
26.	Bluffton	26	18-8	330	12.7
27.	St. Thomas (Minn.)	28	24-4	357	12.8
28.	Wis.-Whitewater	27	18-9	345	12.8
29.	Carthage	25	16-9	321	12.8
30.	Phila. Biblical	26	9-17	334	12.8

Personal Fouls Per Game

Rk.	School	G	W-L	PF	Avg.	DQ
1.	Carleton	26	11-15	343	13.2	5
2.	Keuka	26	13-13	361	13.9	5
3.	Penn St.-Behrend	29	21-8	407	14.0	4
4.	Coast Guard	28	14-14	399	14.3	6
5.	St. Thomas (Minn.)	28	24-4	407	14.5	5
6.	Connecticut Col.	24	11-13	352	14.7	1
7.	Newbury	27	15-12	399	14.8	11
8.	Centre	29	24-5	429	14.8	3
9.	St. Olaf	27	13-14	402	14.9	5
10.	Yeshiva	26	15-11	388	14.9	5
11.	D'Youville	25	3-22	374	15.0	11
12.	Gust. Adolphus	27	14-13	409	15.1	5
13.	Earlham	26	8-18	394	15.2	7
14.	Wis.-Oshkosh	27	21-6	410	15.2	6
15.	Pomona-Pitzer	24	16-8	366	15.3	6
16.	Defiance	26	17-9	399	15.3	9
17.	Wis.-La Crosse	27	19-8	415	15.4	9
18.	DeSales	30	22-8	462	15.4	3
19.	Huntingdon	26	3-23	402	15.5	10
20.	Western New Eng.	30	22-8	469	15.6	10
21.	Centenary (N.J.)	24	3-21	378	15.8	16
22.	Lake Forest	25	15-10	394	15.8	5
23.	Southern Me.	26	6-20	410	15.8	8
24.	Gordon	27	19-8	426	15.8	7
25.	Chris. Newport	26	15-11	411	15.8	6
26.	SUNYIT	29	17-12	459	15.8	6
27.	Curry	30	16-14	476	15.9	15
28.	Cal Lutheran	25	17-8	397	15.9	5
	Northland	25	9-16	397	15.9	9
30.	Eastern	27	16-11	429	15.9	3
31.	Catholic	29	23-6	462	15.9	6

2007 Division III Team Game Highs

Points

Rk.	School	Opponent	Date	Pts.	Opp Pts.
1.	Lincoln (Pa.)	Ohio St.-Marion	12/2/2006	201	78
2.	Redlands	Whitman	1/3/2007	153	149
3.	Redlands	Pacific Union	1/6/2007	151	120
4.	Whitman	Redlands	1/3/2007	149	153
5.	Grinnell	Monmouth (Ill.)	12/6/2006	143	125
6.	Grinnell	Lawrence	1/12/2007	142	130
7.	Emory & Henry	Lynchburg	12/9/2006	141	98
8.	Puget Sound	Willamette	12/1/2006	140	137
9.	Grinnell	Simpson	12/9/2006	139	127
10.	Willamette	Puget Sound	12/1/2006	137	140
11.	Emory & Henry	Lynchburg	1/24/2007	136	107
12.	Redlands	Whittier	1/27/2007	132	122
13.	Redlands	UC Santa Cruz	11/30/2006	131	110
14.	Guilford	Emory & Henry	1/13/2007	130	114
	Redlands	La Sierra	12/6/2006	130	116
	Puget Sound	Menlo	11/18/2006	130	102
17.	Guilford	Lincoln (Pa.)	3/9/2007	129	128
	Emory & Henry	Cabrini	11/18/2006	129	112
19.	Va. Wesleyan	Emory & Henry	1/6/2007	128	84
20.	Simpson	Grinnell	12/9/2006	127	139
21.	Marymount (Va.)	Salisbury	2/14/2007	126	122
	Wis.-Whitewater	Grinnell	12/16/2006	126	90
	Maritime (N.Y.)	Mass. Liberal Arts	11/28/2006	126	124
24.	Emory & Henry	Va. Wesleyan	1/27/2007	124	101
	Mass. Liberal Arts	Maritime (N.Y.)	11/28/2006	124	126
	Puget Sound	UC Santa Cruz	11/17/2006	124	86
27.	Wis.-Oshkosh	Grinnell	1/4/2007	123	105
	Bethany (W.V.)	Mt. Aloysius	12/16/2006	123	105
	Redlands	Hope Int'l	12/9/2006	123	127
	Redlands	Cal St. East Bay	12/1/2006	123	115

Field-Goal Percentage

Rk.	School	Opponent	Date	FGM	FGA	FG%
1.	Carthage	Grinnell	11/21/2006	55	69	79.7
2.	Cal Lutheran	Redlands	1/13/2007	55	73	75.3
3.	Ramapo	Roanoke	12/27/2006	32	43	74.4
4.	Wash. & Lee	Emory & Henry	2/7/2007	43	59	72.9
5.	Bridgewater (Va.)	VMI	1/18/2007	40	55	72.7
	Thiel	Lancaster Bible	12/2/2006	32	44	72.7
7.	Dominican (Ill.)	Maranatha Baptist	12/5/2006	39	54	72.2
8.	Ill. Wesleyan	Albion	12/30/2006	36	50	72.0
9.	Carroll (Wis.)	Grinnell	12/2/2006	55	78	70.5
10.	Mt. St. Joseph	Franklin	1/3/2007	31	44	70.5
11.	Whitman	Redlands	1/2/2007	63	90	70.0
	Salve Regina	Mitchell	11/21/2006	35	50	70.0
13.	Willamette	Puget Sound	1/26/2007	37	53	69.8
14.	Va. Wesleyan	Emory & Henry	1/6/2007	46	66	69.7
15.	Randolph-Macon	Penn St.-Berks	11/17/2006	39	56	69.6
16.	Connecticut Col.	Bates	1/27/2007	25	36	69.4
17.	Central (Iowa)	Wartburg	1/3/2007	29	42	69.0
18.	Concordia (Ill.)	Greenville	11/17/2006	26	38	68.4
19.	Pomona-Pitzer	Redlands	1/10/2007	41	60	68.3
20.	Otterbein	Muskingum	1/27/2007	28	41	68.3
	Rochester (N.Y.)	Geneseo St.	1/13/2007	28	41	68.3

Three-Point Field Goals Made

Rk.	School	Opponent	Date	3FG
1.	Lincoln (Pa.)	Ohio St.-Marion	12/2/2006	28
2.	Grinnell	Kalamazoo	12/17/2006	27
	Grinnell	Monmouth (Ill.)	12/6/2006	27
4.	Emory & Henry	Virginia-Wise	11/30/2006	25

Rk.	School	Opponent	Date	3FG
	Wooster	Cabrini	11/17/2006	25
6.	Redlands	Pacific Union	1/6/2007	24
	Redlands	Whitman	1/3/2007	24
8.	Emory & Henry	Guilford	2/17/2007	22
	Mary Washington	Goucher	2/10/2007	22
	Emory & Henry	Lynchburg	1/24/2007	22
11.	Redlands	Pomona-Pitzer	2/3/2007	21
	Emory & Henry	East. Mennonite	1/20/2007	21
	Emory & Henry	Guilford	1/13/2007	21
	Macalester	Concordia-M'head	1/3/2007	21
	Emory & Henry	Lynchburg	12/9/2006	21
	Redlands	Hope Int'l	12/9/2006	21
	Redlands	Chapman	12/2/2006	21
	Pacific (Ore.)	Multnomah Bible	11/28/2006	21
	Redlands	Biola	11/25/2006	21
	Puget Sound	Menlo	11/18/2006	21

Three-Point Field-Goal Percentage


Minimum 10 made

Rk.	School	Opponent	Date	3FG	3FGA	3FG%
1.	Phila. Biblical	Gordon	11/21/2006	12	15	80.0
2.	Union (N.Y.)	Hobart	1/20/2007	10	13	76.9
	Linfield	Evergreen St.	12/8/2006	10	13	76.9
4.	Skidmore	Hamilton	1/20/2007	11	15	73.3
5.	St. John Fisher	Elmira	2/10/2007	13	18	72.2
6.	Wheaton (Ill.)	Principia	12/6/2006	15	21	71.4
	Nazareth	Hartwick	2/10/2007	10	14	71.4
	Chris. Newport	Shenandoah	1/31/2007	10	14	71.4
9.	Brandeis	Rochester (N.Y.)	2/11/2007	11	16	68.8
	Grove City	Westminster (Pa.)	1/17/2007	11	16	68.8
	Rhodes	Dallas	1/8/2007	11	16	68.8
12.	Richard Stockton	Kean	2/10/2007	13	19	68.4
	Amherst	Southern Vt.	1/23/2007	13	19	68.4
14.	Mary Hardin-Baylor	Schreiner	1/27/2007	12	18	66.7
	Wentworth Inst.	Anna Maria	1/20/2007	12	18	66.7
	LeTourneau	Schreiner	1/6/2007	12	18	66.7
	New England Col.	Newbury	1/20/2007	10	15	66.7
	Earlham	Oberlin	1/20/2007	10	15	66.7
	Mississippi Col.	Westmont	12/30/2006	10	15	66.7
	Rivier	Johnson St.	11/17/2006	10	15	66.7

Free-Throw Percentage

Minimum 15 made

Rk.	School	Opponent	Date	FT	FTA	FT%
1.	Wash. & Jeff.	Thomas More	2/7/2007	21	21	100.0
	Lynchburg	Randolph-Macon	12/6/2006	21	21	100.0
	Oberlin	Kenyon	2/10/2007	20	20	100.0
	St. Mary's (Md.)	Hood	2/22/2007	17	17	100.0
	Richard Stockton	Rowan	2/17/2007	17	17	100.0
	St. John's (Minn.)	St. Mary's (Minn.)	1/22/2007	16	16	100.0
7.	Wheaton (Ill.)	Carthage	1/31/2007	21	22	95.5
	Lesley	Newbury	1/30/2007	21	22	95.5
	Hiram	Kenyon	1/10/2007	21	22	95.5
10.	DePauw	Southwestern (Tex.)	1/20/2007	20	21	95.2
	Wis.-Stevens Point	Northern Mich.	12/28/2006	20	21	95.2
	Potsdam St.	Clarkson	11/18/2006	20	21	95.2
13.	Buena Vista	Luther	2/10/2007	19	20	95.0
	Wis. Lutheran	Benedictine (Ill.)	2/10/2007	19	20	95.0
	Colby	Trinity (Conn.)	1/27/2007	19	20	95.0
	Westminster (Mo.)	Eureka	1/13/2007	19	20	95.0
	Willamette	Cal Lutheran	12/29/2006	19	20	95.0
18.	Hobart	Vassar	1/26/2007	18	19	94.7
	York (Pa.)	St. Mary's (Md.)	1/10/2007	18	19	94.7
20.	Wis.-Stevens Point	Wis.-Whitewater	2/22/2007	17	18	94.4
	Va. Wesleyan	Randolph-Macon	2/10/2007	17	18	94.4
	Cortland St.	Potsdam St.	2/2/2007	17	18	94.4
	Denison	Oberlin	1/10/2007	17	18	94.4
	St. Mary's (Md.)	Immaculata	1/6/2007	17	18	94.4



Attendance Records

Cumulative Summary	264
Division I Championship Tournament.....	264
Conferences	264
Leading Teams	265
Annual Attendance.....	270
Division I Attendance Records.....	273
Division II Attendance Records.....	274
Division III Attendance Records.....	274



Attendance

2007 Attendance Summary

(For All NCAA Varsity Teams)

	Total Teams	Games or Sessions	2007 Attendance	Avg.	Change in Total	Change in Avg.
Home Attendance, NCAA Division I	325	*4,735	*25,224,121	5,327	1,757,319	129
NCAA Championship Tournament		35	696,992	19,914	26,738	764
Other Division I Neutral-Site Attendance		224	*1,784,799	7,968	113,509	-145
NCAA DIVISION I TOTALS	325	*4,994	*27,705,912	5,548	1,897,566	122
Home Attendance, NCAA Division II	^262	3,551	2,892,820	815	-20,693	-10
Home Attendance, NCAA Division III	380	4,533	1,947,730	430	-7,990	0
Reclassifying Teams	*15	*178	*175,921	*988	--	--
Neutral-Site Attendance for Divisions II & III		131	85,315	651	--	--
NCAA Division II Tournament Neutral Sites		14	20,497	1,464	--	--
NCAA Division III Tournament Neutral Sites		5	7,668	1,534	--	--
NATIONAL TOTALS FOR 2007	982	*13,406	*32,835,863	2,449	1,896,148	98

* Record high. NOTES: The Neutral-Site Attendance for Divisions II and III does not include the NCAA tournaments. The total attendance for the Division II Tournament was 76,073 for a 2,113 average over 36 sessions and the Division III Tournament was 60,619 for a 1,443 average over 42 sessions.

^ Division II attendance figures do not include five NCAA Puerto Rican schools.

Division I Championship Tournament

Round	Site	Att.	Site	Att.	Site	Att.	Site	Att.
Opening Round	Dayton	8,257						
1st Round	Buffalo	18,843	Columbus	19,916	New Orleans	13,393	Spokane	11,551
	Buffalo	18,649	Columbus	19,916	New Orleans	13,585	Spokane	11,551
	Chicago	18,237	Lexington	20,752	Sacramento	15,880	Winston-Salem	14,148
2nd Round	Chicago	19,274	Lexington	20,816	Sacramento	16,338	Winston-Salem	14,148
	Buffalo	18,801	Columbus	19,916	New Orleans	13,594	Spokane	11,551
	Chicago	20,916	Lexington	20,882	Sacramento	16,407	Winston-Salem	14,148
Regional Semifinal	East Rutherford	19,557	San Antonio	26,776	San Jose	18,049	St. Louis	26,307
Regional Final	East Rutherford	19,557	San Antonio	26,260	San Jose	18,102	St. Louis	25,947
Final Four								
National Semifinal	Atlanta	53,510						
National Final	Atlanta	51,458						
Final Four Total		104,968						
Total Tournament Attendance		696,992						
Average Per Session		19,914						

All Division I Conferences

	Total Teams	Games or Sessions	Entire Season			Conference Tournament		
			2007 Attendance	Average	Change In Avg.	Total Sessions	Total Attendance	Average
1. Big Ten.....	11	201	*2,564,662	12,760	179	5	94,412	18,882
2. Southeastern.....	12	214	*2,562,073	11,972	890	6	94,134	15,689
3. Big East#.....	16	292	**3,259,992	11,164	103	6	117,564	19,594
4. Atlantic Coast.....	12	219	*2,434,902	11,118	-154	6	133,614	22,269
5. Big 12.....	12	211	*2,261,697	*10,719	598	6	113,274	18,879
6. Pacific 10.....	10	176	*1,500,188	*8,524	615	5	84,477	16,895
7. Mountain West.....	9	150	1,244,710	8,298	532	5	54,921	10,984
8. Missouri Valley.....	10	156	*1,251,050	*8,020	303	5	85,074	17,015
9. Western Athletic.....	9	137	908,282	6,630	790	5	49,650	9,930
10. Atlantic 10.....	14	213	*1,155,219	5,424	-306	6	32,498	5,416
11. Conference USA #.....	12	194	980,309	5,053	-602	6	62,538	10,423
12. Colonial.....	12	171	*632,914	3,701	70	6	42,259	7,043
13. Horizon.....	9	131	483,326	3,690	213	6	27,261	4,544
14. Mid-American.....	12	165	518,903	3,145	-364	5	39,995	7,999
15. West Coast.....	8	116	312,034	2,690	-243	4	17,994	4,499
16. Big Sky.....	8	111	282,057	2,541	-200	4	21,261	5,315
17. Mid-Continent #.....	8	107	270,743	2,530	76	4	14,726	3,682
18. Ohio Valley.....	11	154	374,554	2,432	-362	6	15,051	2,509
19. Sun Belt #.....	13	182	436,636	2,399	-570	9	13,767	1,530
20. Metro Atlantic.....	10	138	330,383	2,394	-13	5	15,976	3,195
21. Southern.....	11	151	357,848	2,370	96	5	27,711	5,542
22. America East.....	9	114	229,478	2,013	50	5	13,178	2,636
23. Atlantic Sun #.....	8	110	221,382	2,013	53	4	20,196	5,049
24. Ivy.....	8	101	194,907	1,930	-257	-	-	-
25. Big West.....	8	110	203,626	1,851	-124	4	12,211	3,053
26. Patriot.....	8	108	*199,338	1,846	41	7	18,796	2,685
27. Mid-Eastern.....	11	133	235,983	1,774	-93	5	26,918	5,384
28. Big South #.....	8	113	195,601	1,731	249	6	19,810	3,302
29. Southland #.....	11	147	237,734	1,617	75	4	5,372	1,343
30. Southwestern.....	10	121	176,918	1,462	-98	6	7,957	1,326
31. Northeast.....	11	151	182,149	1,206	45	7	13,595	1,942
Independents.....	4	46	54,235	1,179	-682	-	-	-

** All-Time record high. * Record high for that conference. # Different lineups in 2006.

NOTE: Entire season total attendance includes the conference tournaments.

Leading Division II Conferences

Rank	Division II	Total Teams	Games or Sessions	2007 Attendance	Average	Change In Avg.
1.	North Central.....	7	102	198,653	1,948	28
2.	Mid-America.....	10	142	268,946	1,894	36
3.	Northern Sun.....	9	134	201,880	1,507	88
4.	CIAA.....	11	134	186,342	1,391	-156
5.	SIAC.....	12	155	160,463	1,035	6
6.	Great Lakes Valley....	14	199	205,095	1,031	83
7.	Lone Star.....	14	193	184,620	957	-62
8.	Great Northwest.....	9	115	107,029	931	-68
9.	Gulf South.....	15	202	168,932	836	-132
10.	California.....	11	144	119,679	831	-65

Leading Division III Conferences

Rank	Division III	Total Teams	Games or Sessions	2007 Attendance	Average	Change In Avg.
1.	Michigan.....	7	80	88,039	1,100	-134
2.	Illinois & Wisconsin..	8	93	74,765	804	-62
3.	Wisconsin.....	9	114	89,897	789	-11
4.	Ohio.....	10	118	91,334	774	76
5.	North Coast.....	10	123	84,053	683	-22
6.	Northwest.....	9	98	62,050	633	-49
7.	Old Dominion.....	10	126	72,448	575	41
8.	UAA.....	8	110	62,444	568	122
9.	Iowa.....	9	101	56,926	564	-99
10.	American Southwest.	14	166	92,775	559	10

Leading Teams

DIVISION I

Rank	School	G	Attendance	Average
1.	Kentucky.....	16	374,737	23,421
2.	Syracuse.....	22	473,353	21,516
3.	North Carolina.....	17	351,785	20,693
4.	Tennessee.....	16	314,571	19,661
5.	Louisville.....	20	369,763	18,488
6.	Ohio St.	18	315,539	17,530
7.	Wisconsin.....	19	326,610	17,190
8.	Maryland.....	19	319,616	16,822
9.	Arkansas.....	16	267,520	16,720
10.	Illinois.....	17	282,506	16,618
11.	Indiana.....	15	247,103	16,474
12.	Kansas.....	18	293,400	16,300
13.	Creighton.....	14	222,728	15,909
14.	Marquette.....	20	306,893	15,345
15.	Michigan St.	19	280,421	14,759
16.	Memphis.....	19	276,014	14,527
17.	Arizona.....	16	227,239	14,202
18.	North Carolina St.	20	279,035	13,952
19.	Virginia.....	17	229,858	13,521
20.	Connecticut.....	20	260,231	13,012
21.	Oklahoma St.	18	234,142	13,008
22.	Texas.....	16	207,504	12,969
23.	New Mexico.....	18	231,346	12,853
24.	South Carolina.....	17	218,240	12,838
25.	Iowa St.	17	212,310	12,489
26.	Kansas St.	17	209,123	12,301
27.	Alabama.....	16	196,552	12,285
28.	Dayton.....	17	208,522	12,266
29.	Iowa.....	16	195,139	12,196
30.	BYU.....	17	205,243	12,073

2007 DIVISION I TEAM-BY-TEAM ATTENDANCE

School	G	Attendance	Average
Air Force.....	17	86,080	5,064
Akron.....	14	50,308	3,593
Alabama.....	16	196,552	12,285
Alabama A&M.....	14	17,333	1,238
Alabama St.	12	31,183	2,599
UAB.....	13	61,779	4,752
Albany (N.Y.).....	13	41,276	3,175
Alcorn St.	11	9,374	852
American.....	13	22,619	1,740
Appalachian St.	13	32,894	2,530
Arizona.....	16	227,239	14,202
Arizona St.	18	124,756	6,931
Arkansas.....	16	267,520	16,720
Arkansas St.	13	42,313	3,255
Ark.-Little Rock.....	13	42,713	3,286
Ark.-Pine Bluff.....	10	6,049	605
Army.....	14	13,562	969
Auburn.....	20	106,198	5,310
Austin Peay.....	15	41,481	2,765
Ball St.	14	60,116	4,294
Baylor.....	18	109,174	6,065
Belmont.....	11	14,860	1,351
Bethune-Cookman.....	12	25,106	2,092
Binghamton.....	13	41,684	3,206
Boise St.	15	65,889	4,393
Boston College.....	18	124,486	6,916
Boston U.	14	22,189	1,585
Bowling Green.....	15	21,049	1,403
Bradley.....	17	165,376	9,728

School	G	Attendance	Average
BYU.....	17	205,243	12,073
Brown.....	10	11,293	1,129
Bucknell.....	12	44,017	3,668
Buffalo.....	15	43,477	2,898
Butler.....	15	86,005	5,734
Cal Poly.....	14	28,647	2,046
California.....	15	126,650	8,443
UC Irvine.....	12	28,703	2,392
UC Riverside.....	12	8,837	736
UC Santa Barbara.....	14	29,666	2,119
Cal St. Fullerton.....	14	13,542	967
Cal St. Northridge.....	15	14,160	944
Campbell.....	15	13,246	883
Canisius.....	13	30,152	2,319
Centenary (La.).....	12	7,791	649
Central Conn. St.	17	34,257	2,015
UCF.....	16	43,296	2,706
Central Mich.	13	27,259	2,097
Col. of Charleston.....	13	42,766	3,290
Charleston So.	13	15,428	1,187
Charlotte.....	14	84,360	6,026
Chattanooga.....	16	51,185	3,199
Chicago St.	6	3,703	617
Cincinnati.....	18	158,966	8,831
Citadel.....	14	23,637	1,688
Clemson.....	20	146,583	7,329
Cleveland St.	14	36,662	2,619
Coastal Caro.	17	17,032	1,002
Colgate.....	14	7,369	526
Colorado.....	15	49,862	3,324
Colorado St.	14	64,687	4,621
Columbia.....	14	18,458	1,318
Connecticut.....	20	260,231	13,012
Coppin St.	10	4,256	426
Cornell.....	13	17,424	1,340
Creighton.....	14	222,728	15,909
Dartmouth.....	13	10,398	800
Davidson.....	14	52,095	3,721
Dayton.....	17	208,522	12,266
Delaware.....	14	42,870	3,062
Delaware St.	10	13,513	1,351
Denver.....	14	20,177	1,441
DePaul.....	16	162,320	10,145
Detroit.....	12	27,749	2,312
Drake.....	15	81,870	5,458
Drexel.....	13	28,094	2,161
Duke.....	19	176,966	9,314
Duquesne.....	14	29,356	2,097
East Caro.	14	63,457	4,533
East Tenn. St.	17	78,625	4,625
Eastern Ill.	14	15,458	1,104
Eastern Ky.	14	35,375	2,527
Eastern Mich.	14	11,697	836
Eastern Wash.	13	31,152	2,396
Elon.....	13	13,116	1,009
Evansville.....	15	82,407	5,494
Fairfield.....	15	40,633	2,709
Fairleigh Dickinson.....	13	10,513	809
Florida.....	18	212,866	11,826
Florida A&M.....	13	16,688	1,284
Fla. Atlantic.....	13	12,062	928
Florida Int'l.....	13	6,796	523
Florida St.	19	142,416	7,496
Fordham.....	14	35,593	2,542
Fresno St.	18	210,828	11,713
Furman.....	14	29,897	2,136

School	G	Attendance	Average	School	G	Attendance	Average
Gardner-Webb.....	12	23,615	1,968	Morehead St.	16	37,098	2,319
George Mason.....	13	88,837	6,834	Morgan St.	13	20,239	1,557
George Washington.....	13	44,233	3,403	Mt. St. Mary's.....	12	11,809	984
Georgetown.....	17	177,501	10,441	Murray St.	13	41,726	3,210
Georgia.....	18	132,048	7,336	Navy.....	14	22,630	1,616
Ga. Southern.....	12	25,939	2,162	Nebraska.....	16	169,350	10,584
Georgia St.	15	17,678	1,179	Nevada.....	16	142,442	8,903
Georgia Tech.....	17	156,247	9,191	UNLV.....	20	227,074	11,354
Gonzaga.....	13	83,272	6,406	New Hampshire.....	11	10,643	968
Grambling.....	11	21,650	1,968	New Mexico.....	18	231,346	12,853
Green Bay.....	16	59,826	3,739	New Mexico St.	20	188,254	9,413
Hampton.....	12	25,668	2,139	New Orleans.....	14	7,286	520
Hartford.....	12	12,485	1,040	Niagara.....	15	25,058	1,671
Harvard.....	13	16,255	1,250	Nicholls St.	10	3,612	361
Hawaii.....	16	102,959	6,435	Norfolk St.	11	22,157	2,014
High Point.....	16	20,033	1,252	North Carolina.....	17	351,785	20,693
Hofstra.....	11	39,854	3,623	N.C. A&T.....	11	33,280	3,025
Holy Cross.....	14	42,611	3,044	UNC Asheville.....	13	13,119	1,009
Houston.....	14	59,902	4,279	UNC Greensboro.....	14	20,911	1,494
Howard.....	11	15,254	1,387	North Carolina St.	20	279,035	13,952
Idaho.....	14	19,371	1,384	UNC Wilmington.....	12	62,816	5,235
Idaho St.	12	34,170	2,848	North Texas.....	16	33,065	2,067
Ill.-Chicago.....	14	51,677	3,691	Northeastern.....	12	15,290	1,274
Illinois.....	17	282,506	16,618	Northern Ariz.	13	19,381	1,491
Illinois St.	15	76,380	5,092	Northern Ill.	13	20,760	1,597
Indiana.....	15	247,103	16,474	UNI.....	14	88,170	6,298
Indiana St.	16	69,243	4,328	Northwestern.....	18	82,282	4,571
IPFW.....	13	19,386	1,491	Northwestern St.	12	24,848	2,071
IUPUI.....	12	17,241	1,437	Notre Dame.....	18	162,485	9,027
Iona.....	11	21,160	1,924	Oakland.....	12	28,005	2,334
Iowa.....	16	195,139	12,196	Ohio.....	12	54,025	4,502
Iowa St.	17	212,310	12,489	Ohio St.	18	315,539	17,530
Jackson St.	10	24,969	2,497	Oklahoma.....	16	160,371	10,023
Jacksonville.....	13	24,807	1,908	Oklahoma St.	18	234,142	13,008
Jacksonville St.	13	30,306	2,331	Old Dominion.....	17	105,851	6,227
James Madison.....	14	46,230	3,302	Oral Roberts.....	14	90,775	6,484
Kansas.....	18	293,400	16,300	Oregon.....	18	151,576	8,421
Kansas St.	17	209,123	12,301	Oregon St.	19	98,128	5,165
Kent St.	13	43,614	3,355	Pacific.....	12	42,224	3,519
Kentucky.....	16	374,737	23,421	Penn.....	14	68,791	4,914
La Salle.....	18	43,615	2,423	Penn St.	19	151,785	7,989
Lafayette.....	13	27,465	2,113	Pepperdine.....	12	15,028	1,252
Lamar.....	14	50,107	3,579	Pittsburgh.....	18	208,997	11,611
Lehigh.....	14	19,065	1,362	Portland.....	16	31,059	1,941
Liberty.....	15	29,765	1,984	Portland St.	15	10,898	727
Lipscomb.....	14	20,581	1,470	Prairie View.....	11	13,348	1,213
Long Beach St.	13	25,636	1,972	Princeton.....	11	30,719	2,793
Long Island.....	13	7,991	615	Providence.....	19	159,798	8,410
LSU.....	18	180,038	10,002	Purdue.....	17	192,984	11,352
Louisiana Tech.....	11	25,164	2,288	Quinnipiac.....	14	23,621	1,687
La.-Lafayette.....	14	37,153	2,654	Radford.....	11	15,063	1,369
La.-Monroe.....	14	27,322	1,952	Rhode Island.....	15	67,293	4,486
Louisville.....	20	369,763	18,488	Rice.....	15	22,160	1,477
Loyola (Ill.).....	16	45,603	2,850	Richmond.....	16	64,367	4,023
Loyola (Md.).....	12	26,943	2,245	Rider.....	13	19,196	1,477
Loyola Marymount.....	13	31,114	2,393	Robert Morris.....	15	15,881	1,059
Maine.....	11	15,545	1,413	Rutgers.....	16	87,253	5,453
Manhattan.....	14	23,623	1,687	Sacramento St.	13	10,512	809
Marist.....	14	38,666	2,762	Sacred Heart.....	13	11,059	851
Marquette.....	20	306,893	15,345	St. Bonaventure.....	14	48,388	3,456
Marshall.....	14	49,617	3,544	St. Francis (N.Y.).....	12	3,564	297
Maryland.....	19	319,616	16,822	St. Francis (Pa.).....	15	21,572	1,438
UMBC.....	12	23,033	1,919	St. John's (N.Y.).....	19	131,477	6,920
Md.-East Shore.....	12	20,725	1,727	St. Joseph's.....	14	59,435	4,245
Massachusetts.....	14	83,542	5,967	St. Louis.....	15	145,002	9,667
McNeese St.	13	8,782	676	St. Mary's (Cal.).....	17	42,065	2,474
Memphis.....	19	276,014	14,527	St. Peter's.....	13	11,478	883
Mercer.....	14	15,898	1,136	Sam Houston St.	13	25,569	1,967
Miami (Fla.).....	15	51,974	3,465	Samford.....	13	21,161	1,628
Miami (Ohio).....	13	42,253	3,250	San Diego.....	14	31,139	2,224
Michigan.....	21	209,327	9,968	San Diego St.	16	125,135	7,821
Michigan St.	19	280,421	14,759	San Francisco.....	12	29,104	2,425
Middle Tenn.	13	53,632	4,126	San Jose St.	11	20,627	1,875
Milwaukee.....	14	47,167	3,369	Santa Clara.....	16	35,602	2,225
Minnesota.....	17	186,554	10,974	Savannah St.	14	15,407	1,101
Mississippi.....	17	91,895	5,406	Seton Hall.....	16	106,169	6,636
Mississippi St.	19	168,763	8,882	Siena.....	14	81,670	5,834
Mississippi Val.	11	22,386	2,035	South Ala.	14	47,904	3,422
Missouri.....	19	156,612	8,243	South Carolina.....	17	218,240	12,838
Missouri St.	17	121,984	7,176	South Carolina St.	13	12,179	937
UMKC.....	13	19,568	1,505	South Fla.	15	57,781	3,852
Monmouth.....	13	23,219	1,786	Southeast Mo. St.	13	46,258	3,558
Montana.....	16	64,653	4,041	Southeastern La.	11	12,120	1,102
Montana St.	14	42,339	3,024				

School	G	Attendance	Average
Southern California	18	104,357	5,798
Southern Ill.	13	100,655	7,743
SMU	16	29,406	1,838
Southern Miss.	18	62,654	3,481
Southern U.	12	9,805	817
Southern Utah	14	36,453	2,604
Stanford	17	120,204	7,071
Stephen F. Austin	15	30,313	2,021
Stetson	13	26,292	2,022
Stony Brook	13	22,239	1,711
Syracuse	22	473,353	21,516
Temple	14	60,365	4,312
Tennessee	16	314,571	19,661
Tennessee St.	13	36,140	2,780
Tennessee Tech	14	36,680	2,620
Tenn.-Martin	14	26,152	1,868
Texas	16	207,504	12,969
Texas A&M	19	186,420	9,812
A&M-Corpus Christi	14	36,978	2,641
TCU	17	63,448	3,732
Texas Southern	13	12,864	990
Texas St.	15	17,997	1,200
Texas Tech	16	160,155	10,010
Texas-Arlington	12	6,046	504
UTEP	18	156,729	8,707
Tex.-Pan American	13	15,739	1,211
UTSA	14	15,990	1,142
Toledo	11	63,265	5,751
Towson	14	24,927	1,781
Troy	12	25,673	2,139
Tulane	16	32,065	2,004
Tulsa	18	97,656	5,425
UCLA	16	166,843	10,428
Utah	15	142,833	9,522
Utah St.	14	118,131	8,438
Valparaiso	12	42,240	3,520
Vanderbilt	17	204,511	12,030
Vermont	13	37,054	2,850
Villanova	14	149,884	10,706
Virginia	17	229,858	13,521
VCU	14	78,963	5,640
VMI	13	25,152	1,935
Virginia Tech	15	147,330	9,822
Wagner	14	18,663	1,333
Wake Forest	17	174,992	10,294
Washington	19	188,305	9,911
Washington St.	15	107,653	7,177
Weber St.	15	68,952	4,597
West Virginia	18	169,557	9,420
Western Caro.	11	22,097	2,009
Western Ill.	14	13,944	996
Western Ky.	15	78,435	5,229
Western Mich.	13	41,085	3,160
Wichita St.	15	157,170	10,478
William & Mary	16	39,245	2,453
Winthrop	15	60,009	4,001
Wisconsin	19	326,610	17,190
Wofford	12	15,600	1,300
Wright St.	15	87,962	5,864
Wyoming	14	84,963	6,069
Xavier	15	148,650	9,910
Yale	13	21,569	1,659
Youngstown St.	14	38,311	2,737

3. South Carolina	17	12,838	9,090	3,748
4. Washington St.	15	7,177	3,945	3,232
5. New Mexico St.	20	9,413	6,525	2,888
6. Texas Tech	16	10,010	7,279	2,731
7. George Mason	13	6,834	4,533	2,301
8. Ohio St.	18	17,530	15,389	2,141
9. Creighton	14	15,909	13,900	2,009
10. Butler	15	5,734	3,760	1,974
11. Southern California	18	5,798	3,932	1,866
12. Alabama	16	12,285	10,503	1,782
13. Arkansas	16	16,720	14,958	1,762
14. Tennessee	16	19,661	17,954	1,707
15. Texas A&M	19	9,812	8,133	1,679
16. Toledo	11	5,751	4,095	1,656
17. Stanford	17	7,071	5,438	1,633
18. Mississippi	17	5,406	3,835	1,571
19. UCLA	16	10,428	8,894	1,534
20. Oklahoma St.	18	13,008	11,591	1,417
21. Marquette	20	15,345	13,998	1,347
22. UNLV	20	11,354	10,040	1,314
23. Fresno St.	18	11,713	10,407	1,306
24. Canisius	13	2,319	1,107	1,212
25. Drake	15	5,458	4,267	1,191
26. Air Force	17	5,064	3,882	1,182
27. Nebraska	16	10,584	9,417	1,167
28. UCF	16	2,706	1,541	1,165
29. La.-Monroe	14	1,952	792	1,160
30. Penn St.	19	7,989	6,830	1,159

DIVISION I ALL GAMES ATTENDANCE (HOME, ROAD, NEUTRAL)

Rank	School	Attendance
1.	Ohio St.	747,457
2.	North Carolina	655,139
3.	Syracuse	650,811
4.	Florida	627,866
5.	Kentucky	623,163
6.	Kansas	582,761
7.	Louisville	570,799
8.	Wisconsin	569,555
9.	Tennessee	561,304
10.	Illinois	547,357
11.	Maryland	518,752
12.	Georgetown	508,597
13.	Michigan St.	502,755
14.	North Carolina St.	498,555
15.	Pittsburgh	489,703
16.	Indiana	487,674
17.	Marquette	479,873
18.	Arkansas	464,406
19.	Texas	461,917
20.	Memphis	457,350
21.	Connecticut	436,818
22.	UCLA	431,852
23.	Oklahoma St.	428,349
24.	Creighton	421,955

DIVISION II

Rank	School	G/S	Attendance	Average
1.	Central Mo. St.	18	65,520	3,640
2.	Winona St.	21	70,926	3,377
3.	Virginia St.	12	38,849	3,237
4.	Northern St.	18	56,886	3,160
5.	South Dakota	15	41,923	2,795
6.	Augustana (S.D.)	14	37,671	2,691
7.	Washburn	11	29,170	2,652
8.	St. Cloud St.	15	35,712	2,381
9.	Benedict	14	32,740	2,339
10.	Cal St. Bakersfield	11	25,006	2,273
11.	Neb.-Kearney	13	29,426	2,264
12.	Southern Ind.	18	40,284	2,238
13.	Emporia St.	17	37,306	2,194
14.	North Dakota	12	26,258	2,188
15.	Elizabeth City St.	14	28,889	2,064
16.	Midwestern St.	16	32,322	2,020
17.	Minn. St. Mankato	16	32,202	2,013
18.	Mo. Western St.	13	25,866	1,990
19.	Ky. Wesleyan	17	33,450	1,968
20.	Alas. Anchorage	17	33,248	1,956
21.	Southwest Minn. St.	15	29,325	1,955
22.	Harding	14	27,181	1,942
23.	Fort Hays St.	14	26,017	1,858
24.	Tarleton St.	17	31,102	1,830
25.	Johnson C. Smith	12	19,067	1,589
26.	Pittsburgh St.	13	19,570	1,505

RECLASSIFYING TEAMS TO DIVISION I

School	G	Attendance	Average
UC Davis	11	20,113	1,828
Central Ark.	13	15,225	1,171
Kennesaw St.	13	12,515	963
Longwood	12	11,134	928
NJIT	12	5,790	483
North Dakota St.	14	36,745	2,625
North Fla.	14	10,618	758
Northern Colo.	12	8,957	746
South Dakota St.	12	22,199	1,850
Winston-Salem	6	15,689	2,615

LARGEST DIVISION I AVERAGE ATTENDANCE INCREASE FROM PREVIOUS YEAR

Rank	School	G	2007 Avg.	2006 Avg.	Change in Avg.
1.	Virginia	17	13,521	7,796	5,725
2.	Kansas St.	17	12,301	7,664	4,637

Rank	School	G/S	Attendance	Average
27.	Fla. Gulf Coast.....	23	32,856	1,429
28.	Central Wash.....	8	10,784	1,348
29.	Findlay.....	21	27,929	1,330
30.	Fayetteville St.....	13	17,145	1,319

DIVISION III

Rank	School	G/S	Attendance	Average
1.	Hope.....	18	52,719	2,928
2.	Ill. Wesleyan.....	10	24,700	2,470
3.	Calvin.....	14	29,252	2,089
4.	Wooster.....	16	26,658	1,666
5.	Lincoln (Pa.).....	10	13,908	1,390
6.	Wis.-Stevens Point.....	11	15,154	1,377
7.	Otterbein.....	11	14,956	1,359
8.	Lawrence.....	13	16,869	1,297
9.	Maryville (Tenn.).....	11	14,244	1,294
10.	Willamette.....	8	9,500	1,187
11.	Wittenberg.....	18	21,213	1,178
12.	Wis.-Stout.....	14	16,045	1,146
13.	Puget Sound.....	13	14,827	1,140
14.	New York U.....	12	13,379	1,114
15.	Mississippi Col.....	16	17,593	1,099
16.	Chris. Newport.....	19	20,705	1,089
17.	Wartburg.....	12	12,825	1,068
18.	Augustana (Ill.).....	14	14,809	1,057
19.	Buena Vista.....	10	10,350	1,035
20.	Wis.-Whitewater.....	15	15,063	1,004
21.	Muskingum.....	12	11,963	996
22.	St. Thomas (Minn.).....	13	12,250	942
23.	Capital.....	12	11,240	936
24.	Fredonia St.....	11	10,092	917
25.	Wis.-Platteville.....	12	10,951	912
26.	Lebanon Valley.....	11	9,906	900
27.	Howard Payne.....	14	12,454	889
28.	Baldwin-Wallace.....	12	10,540	878
29.	Whitworth.....	10	8,750	875
30.	Louisiana Col.....	11	9,106	827

All Time Attendance Leaders

DIVISION I

CONFERENCE LEADERS BY TOTAL ATTENDANCE

Conference	Season	Teams	Attendance	P/G Avg.
Big East.....	+2007	16	3,259,992	11,164
Big East.....	+2006	16	2,964,418	11,061
Big Ten.....	+2007	11	2,564,662	12,760
Southeastern.....	+2007	12	2,562,073	11,972
Atlantic Coast.....	+2007	12	2,434,902	11,118
Big Ten.....	+2001	11	2,342,022	13,383
Big Ten.....	+2006	11	2,277,085	12,581
Atlantic Coast.....	+2006	12	2,277,076	11,273
Big 12.....	+2007	12	2,261,697	10,719
Big Ten.....	+2002	11	2,258,255	13,362
Big Ten.....	+2000	11	2,255,913	13,428
Big Ten.....	+2005	11	2,255,332	12,530
Big Ten.....	+2003	11	2,254,658	12,526
Southeastern.....	+2004	12	2,230,546	11,439
Southeastern.....	+2006	12	2,205,320	11,082
Big Ten.....	+1999	11	2,204,556	13,361
Big East.....	+2004	14	2,184,497	9,296
Big Ten.....	+1998	11	2,166,264	12,450
Big Ten.....	+1993	11	2,163,693	12,728
Southeastern.....	+2001	12	2,163,525	10,982

DIVISION I

CONFERENCE LEADERS BY AVERAGE ATTENDANCE

Conference	Season	Teams	Attendance	P/G Avg.
Big Ten.....	+1990	10	2,017,407	13,449
Big Ten.....	+2000	11	2,255,913	13,428
Big Ten.....	+2001	11	2,342,022	13,383
Big Ten.....	+2002	11	2,258,255	13,362
Big Ten.....	+1999	11	2,204,556	13,361
Big Ten.....	+1991	10	2,042,836	13,095
Big Ten.....	+1992	10	1,994,144	12,865
Big Ten.....	+2004	11	2,122,586	12,787
Big Ten.....	+1996	11	2,106,810	12,769
Big Ten.....	+2007	11	2,564,662	12,760
Big Ten.....	+1993	11	2,163,693	12,728
Big Ten.....	+1995	11	2,058,763	12,708
Big Ten.....	+1994	11	2,107,600	12,696

Conference	Season	Teams	Attendance	P/G Avg.
Big Ten.....	+1989	10	1,971,110	12,635
Big Ten.....	+2006	11	2,277,085	12,581
Big East.....	+1991	9	1,771,386	12,563
Big Ten.....	+2005	11	2,255,332	12,530
Big Ten.....	+2003	11	2,254,658	12,526
Big Ten.....	+1998	11	2,166,264	12,450
Big Ten.....	+1988	10	1,925,617	12,423

DIVISION II

CONFERENCE LEADERS BY TOTAL ATTENDANCE

Conference	Season	Teams	Attendance	P/G Avg.
North Central Intercollegiate.....	+1992	10	482,213	3,014
North Central Intercollegiate.....	+1991	10	438,746	2,868
North Central Intercollegiate.....	+1989	10	438,403	2,923
North Central Intercollegiate.....	+1990	10	436,292	2,889
North Central Intercollegiate.....	+1988	10	413,956	2,797
North Central Intercollegiate.....	+1993	10	408,624	2,919
Central Intercollegiate.....	+1990	14	395,884	2,262
North Central Intercollegiate.....	+1987	10	393,940	2,626
North Central Intercollegiate.....	+1984	10	392,154	2,801
Central Intercollegiate.....	+1991	14	384,978	2,139
North Central Intercollegiate.....	+1995	10	382,042	2,497
Central Intercollegiate.....	+1980	13	380,798	2,457
North Central Intercollegiate.....	+1985	10	380,087	2,639
North Central Intercollegiate.....	+1986	10	379,701	2,601
Central Intercollegiate.....	+1989	14	378,046	2,211
Central Intercollegiate.....	+1981	14	377,322	2,233
Central Intercollegiate.....	+1979	12	375,370	2,760
Central Intercollegiate.....	+1988	14	374,803	2,142
Central Intercollegiate.....	+1982	14	373,236	2,290
Central Intercollegiate.....	+1987	14	370,957	2,169

DIVISION II

CONFERENCE LEADERS BY AVERAGE ATTENDANCE

Conference	Season	Teams	Attendance	P/G Avg.
North Central Intercollegiate.....	+1992	10	482,213	3,014
North Central Intercollegiate.....	+1989	10	438,403	2,923
North Central Intercollegiate.....	+1993	10	408,624	2,919
North Central Intercollegiate.....	+1990	10	436,292	2,889
North Central Intercollegiate.....	+1991	10	438,746	2,868
North Central Intercollegiate.....	+1981	8	312,410	2,840
North Central Intercollegiate.....	+1984	10	392,154	2,801
North Central Intercollegiate.....	+1988	10	413,956	2,797
Mid-Continent.....	+1980	5	189,193	2,782
North Central Intercollegiate.....	+1980	8	302,752	2,778
Central Intercollegiate.....	+1979	12	375,370	2,760
North Central Intercollegiate.....	+1979	7	257,030	2,677
North Central Intercollegiate.....	+1985	10	380,087	2,639
North Central Intercollegiate.....	+1994	10	362,572	2,627
North Central Intercollegiate.....	+1987	10	393,940	2,626
North Central Intercollegiate.....	+1982	8	290,995	2,622
North Central Intercollegiate.....	+1986	10	379,701	2,601
North Central Intercollegiate.....	+2004	8	301,111	2,574
North Central Intercollegiate.....	+1983	8	356,777	2,567
North Central Intercollegiate.....	+2002	10	369,858	2,551

DIVISION III

CONFERENCE LEADERS BY TOTAL ATTENDANCE

Conference	Season	Teams	Attendance	P/G Avg.
Wisconsin State University.....	+1979	9	183,122	1,621
Wisconsin State University.....	+1990	9	170,276	1,362
Wisconsin State University.....	+1986	9	164,207	1,368
Wisconsin State University.....	+1982	9	160,860	1,411
Wisconsin State University.....	+1980	9	154,665	1,333
Wisconsin State University.....	+1985	9	153,102	1,255
Minnesota Intercollegiate.....	+1987	11	153,090	1,169
Wisconsin State University.....	+1991	9	152,289	1,238
Minnesota Intercollegiate.....	+1984	11	148,041	1,130
Wisconsin State University.....	+1984	9	142,859	1,181
Illinois & Wisconsin.....	+1980	9	138,820	1,251
Wisconsin State University.....	+1992	9	135,735	1,122
Wisconsin State University.....	+1993	9	130,870	1,091
Minnesota Intercollegiate.....	+1990	9	120,849	1,079
Minnesota Intercollegiate.....	+1992	11	118,504	898
Middle Atlantic.....	+1998	16	115,253	597
Middle Atlantic.....	+2003	16	111,519	575
Michigan Intercollegiate.....	+2000	8	111,310	1,091
Illinois & Wisconsin.....	+2001	8	110,868	1,131
Middle Atlantic.....	+2000	16	110,833	568

DIVISION III

CONFERENCE LEADERS BY AVERAGE ATTENDANCE

Conference	Season	Teams	Attendance	P/G Avg.
Wisconsin State University.....	+1979	9	183,122	1,621
Wisconsin State University.....	+1982	9	160,860	1,411
Wisconsin State University.....	+1986	9	164,207	1,368
Wisconsin State University.....	+1990	9	170,276	1,362
Wisconsin State University.....	+1980	9	154,665	1,333
Wisconsin State University.....	+1985	9	153,102	1,255
Illinois & Wisconsin.....	1980	9	138,820	1,251
Michigan Intercollegiate.....	+2002	7	98,263	1,244
Wisconsin State University.....	+1991	9	152,289	1,238
Michigan Intercollegiate.....	+1993	7	97,624	1,236
Michigan Intercollegiate.....	+2006	7	107,400	1,234
Michigan Intercollegiate.....	+1994	7	97,418	1,203
Michigan Intercollegiate.....	1990	7	84,548	1,191
Michigan Intercollegiate.....	+1995	7	86,353	1,183
Wisconsin State University.....	+1984	9	142,859	1,181
Minnesota Intercollegiate.....	+1987	11	153,090	1,169
Michigan Intercollegiate.....	+1992	7	89,549	1,163
Michigan Intercollegiate.....	+2001	7	95,378	1,163
Illinois & Wisconsin.....	2001	8	110,868	1,131
Minnesota Intercollegiate.....	1984	11	148,041	1,130

DIVISION I

TEAM LEADERS BY TOTAL ATTENDANCE

Conference	Season	Teams	Attendance	P/G Avg.
Syracuse.....	+1989	19	537,949	28,313
Syracuse.....	+1986	19	498,850	26,255
Syracuse.....	+1991	17	497,179	29,246
Syracuse.....	+1990	16	478,686	29,918
Syracuse.....	+1987	19	474,214	24,959
Syracuse.....	+2007	22	473,353	21,516
Syracuse.....	+1988	16	461,223	28,826
Syracuse.....	+1992	17	460,752	27,103
Kentucky.....	+1986	19	426,740	22,460
Syracuse.....	+1994	17	419,039	24,649
Syracuse.....	+2005	18	413,605	22,978
Syracuse.....	+2006	19	410,153	21,587
Syracuse.....	+1993	16	405,620	25,351
Louisville.....	2006	22	402,963	18,316
Kentucky.....	1992	17	396,688	23,335
Kentucky.....	1988	17	393,725	23,160
Syracuse.....	+1985	15	388,049	25,870
Syracuse.....	+1995	16	387,925	24,245
Kentucky.....	1993	16	382,869	23,929
Syracuse.....	+1984	17	380,465	22,380

DIVISION I

TEAM LEADERS BY AVERAGE ATTENDANCE

Conference	Season	Teams	Attendance	P/G Avg.
Syracuse.....	+1990	16	478,686	29,918
Syracuse.....	+1991	17	497,179	29,246
Syracuse.....	+1988	16	461,223	28,826
Syracuse.....	+1989	19	537,949	28,313
Syracuse.....	+1992	17	460,752	27,103
Syracuse.....	+1986	19	498,850	26,255
Syracuse.....	+1985	15	388,049	25,870
Syracuse.....	+1993	16	405,620	25,351
Syracuse.....	+1987	19	474,214	24,959
Syracuse.....	+1994	17	419,039	24,649
Syracuse.....	+1995	16	387,925	24,245
Kentucky.....	+1998	12	287,354	23,946
Kentucky.....	1993	16	382,869	23,929
Kentucky.....	+1996	13	310,633	23,895
Kentucky.....	1995	13	309,477	23,806
Kentucky.....	+1997	13	309,457	23,804
Kentucky.....	+1983	15	356,776	23,785
Kentucky.....	+1984	16	380,453	23,778
Kentucky.....	1991	14	331,404	23,672
Kentucky.....	+1981	15	354,996	23,666

DIVISION II

TEAM LEADERS BY TOTAL ATTENDANCE

Conference	Season	Teams	Attendance	P/G Avg.
Norfolk St.....	+1984	18	119,925	6,663
Southeast Mo. St.....	+1989	21	106,102	5,052
Southeast Mo. St.....	+1988	20	104,538	5,227
Norfolk St.....	+1983	17	101,854	5,991
Southeast Mo. St.....	+1990	19	100,448	5,287
Norfolk St.....	+1985	16	97,854	6,116
Norfolk St.....	+1979	19	97,700	4,984
Ky. Wesleyan.....	1984	19	96,344	5,071

Conference

Conference	Season	Teams	Attendance	P/G Avg.
North Dakota St.....	1983	15	90,850	6,057
Ky. Wesleyan.....	1985	19	88,612	4,664
Ky. Wesleyan.....	1990	20	87,371	4,369
Southeast Mo. St.....	+1991	16	85,927	5,370
South Dakota St.....	+1998	16	85,599	5,350
Ky. Wesleyan.....	1988	19	84,009	4,422
Ky. Wesleyan.....	+1982	20	84,008	4,200
Ky. Wesleyan.....	1987	19	82,459	4,340
Alabama A&M.....	+1995	16	82,249	5,141
Alabama A&M.....	+1994	17	80,877	4,757
North Dakota St.....	1984	15	79,000	5,267
Ky. Wesleyan.....	1983	17	78,895	4,461

DIVISION II

TEAM LEADERS BY AVERAGE ATTENDANCE

Conference	Season	Teams	Attendance	P/G Avg.
Norfolk St.....	+1984	18	119,925	6,663
Norfolk St.....	+1985	16	97,854	6,116
North Dakota St.....	+1983	15	90,850	6,057
Norfolk St.....	1983	17	101,854	5,991
Southeast Mo. St.....	+1991	16	85,927	5,370
South Dakota St.....	+1998	16	85,599	5,350
North Dakota St.....	+1981	13	69,000	5,308
Southeast Mo. St.....	+1990	19	100,448	5,287
North Dakota St.....	1984	15	79,000	5,267
Southeast Mo. St.....	+1988	20	104,538	5,227
Alabama A&M.....	+1995	16	82,249	5,141
Ky. Wesleyan.....	1984	19	96,344	5,071
Southeast Mo. St.....	+1989	21	106,102	5,052
Norfolk St.....	+1979	19	94,700	4,984
Norfolk St.....	1990	14	69,536	4,967
South Dakota St.....	+1996	14	69,229	4,945
North Dakota St.....	+1992	13	64,261	4,943
Norfolk St.....	+1980	15	73,750	4,917
Alabama A&M.....	1992	15	73,633	4,909
North Dakota St.....	1985	15	73,100	4,873

DIVISION III

TEAM LEADERS BY TOTAL ATTENDANCE

Conference	Season	Teams	Attendance	P/G Avg.
Hope.....	+2006	18	52,719	2,928
Calvin.....	+2000	14	48,941	3,496
Calvin.....	+1993	12	48,215	4,018
St. John's (Minn.).....	+1978	15	45,000	3,000
Hope.....	+2007	15	43,848	2,923
Calvin.....	+2001	13	43,796	3,369
Wis.-Stevens Point.....	+1982	14	41,000	2,929
Wis.-Eau Claire.....	+1989	17	40,900	2,406
Otterbein.....	+1983	17	40,900	2,406
Otterbein.....	+1991	18	40,101	2,228
Wis.-Whitewater.....	+1986	16	40,000	2,500
Wis.-Eau Claire.....	+1987	17	39,800	2,341
Concordia (Minn.).....	1982	14	39,700	2,836
Augustana (Ill.).....	1982	14	38,700	2,764
Calvin.....	+1992	14	38,600	2,757
Calvin.....	+1994	14	38,271	2,734
Scranton.....	+1977	14	37,900	2,707
Wis.-Eau Claire.....	1991	18	37,750	2,097
Ill. Wesleyan.....	+1995	15	37,700	2,513
Calvin.....	+2002	13	37,613	2,893

DIVISION III

TEAM LEADERS BY AVERAGE ATTENDANCE

Conference	Season	Teams	Attendance	P/G Avg.
Calvin.....	+1993	12	48,215	4,018
Calvin.....	+1978	10	36,300	3,630
Calvin.....	+2000	14	48,941	3,496
Calvin.....	+2001	13	43,796	3,369
Augustana (Ill.).....	+1983	12	36,400	3,033
St. John's (Minn.).....	1978	15	45,000	3,000
Wis.-Stevens Point.....	+1982	14	41,000	2,929
Hope.....	+2006	18	52,719	2,928
Hope.....	+2007	15	43,848	2,923
Savannah St.....	1980	6	17,502	2,917
Calvin.....	+2002	13	37,613	2,893
Potsdam St.....	+1981	11	31,600	2,873
Savannah St.....	+1979	10	28,700	2,870
Concordia-M'head.....	+1987	13	37,300	2,869
Concordia (Minn.).....	1982	14	39,700	2,836
Calvin.....	+1997	10	28,206	2,821
Calvin.....	+1995	11	30,717	2,792
Augustana (Ill.).....	1982	14	38,700	2,764

Conference	Season	Teams	Attendance	P/G Avg.
Calvin.....	†1992	14	38,600	2,757
Calvin.....	†1994	14	37,271	2,734

†national leader

Annual NCAA Attendance

ALL DIVISIONS

Season	Teams	Attendance	Per Game Average	Change in Avg.
1977.....	717	23,324,040	2,710	—
1978.....	726	23,590,952	2,678	Down 32
1979.....	718	24,482,516	2,757	Up 79
1980.....	715	24,861,722	2,765	Up 8
1981.....	730	25,159,358	2,737	Down 28
1982.....	741	25,416,017	2,727	Down 10
1983.....	755	26,122,785	2,706	Down 21
1984.....	750	26,271,613	2,728	Up 22
1985.....	753	26,584,426	2,712	Down 16
1986.....	760	26,368,815	2,654	Down 58
1987.....	760	26,797,644	2,698	Up 44
1988.....	761	27,452,948	2,777	Up 79
1989.....	772	28,270,260	2,814	Up 37
1990.....	767	28,740,819	*2,860	Up 46
1991.....	796	29,249,583	2,796	Down 64
1992.....	813	29,378,161	2,747	Down 49
1993.....	831	28,527,348	2,703	Down 44
1994.....	858	28,390,491	2,604	Down 99
1995.....	868	28,548,158	2,581	Down 23
1996.....	866	28,225,352	2,563	Down 18
1997.....	865	27,738,284	2,508	Down 55
1998.....	895	28,031,879	2,445	Down 63
1999.....	926	28,505,428	2,401	Down 44
2000.....	932	29,024,876	2,410	Up 9
2001.....	937	28,949,093	2,392	Down 18
2002.....	936	29,395,240	2,373	Down 19
2003.....	967	30,124,304	2,339	Down 34
2004.....	981	30,760,510	2,355	Up 16
2005.....	983	30,568,645	2,327	Down 28
2006.....	*984	30,939,715	2,351	Up 24
2007.....	982	*32,835,863	2,449	Up 98

DIVISION I

Season	Teams	Attendance	Per Game Average	Change in Avg.
1976.....	235	15,059,892	4,759	—
1977.....	245	16,469,250	5,021	Up 262
1978.....	254	17,669,080	5,124	Up 103
1979.....	257	18,649,383	5,271	Up 147
1980.....	261	19,052,743	5,217	Down 54
1981.....	264	19,355,690	5,131	Down 86
1982.....	273	19,789,706	5,191	Up 60
1983.....	274	20,488,437	5,212	Up 21
1984.....	276	20,715,426	5,243	Up 31
1985.....	282	21,394,261	5,258	Up 15
1986.....	283	21,244,519	5,175	Down 83
1987.....	290	21,756,709	5,205	Up 30
1988.....	290	22,463,476	5,443	Up 238
1989.....	293	23,059,429	5,565	Up 122
1990.....	292	23,581,823	5,721	Up 156
1991.....	295	23,777,437	*5,735	Up 14
1992.....	298	23,893,993	5,643	Down 92
1993.....	298	23,321,655	5,635	Down 8
1994.....	301	23,275,158	5,571	Down 64
1995.....	302	23,560,495	5,641	Up 70
1996.....	305	23,542,652	5,588	Down 53
1997.....	305	23,190,856	5,485	Down 103
1998.....	306	23,282,774	5,459	Down 26
1999.....	310	23,587,824	5,451	Down 8
2000.....	318	24,281,774	5,386	Down 65
2001.....	318	24,100,555	5,311	Down 75
2002.....	321	24,499,611	5,287	Down 24
2003.....	325	25,001,678	5,372	Up 85
2004.....	*326	25,548,468	5,443	Up 71
2005.....	*326	25,366,317	5,334	Down 109
2006.....	*326	25,808,346	5,426	Up 92
2007.....	325	*27,705,912	5,548	Up 122

DIVISION II

Season	Teams	Attendance	Per Game Average	Change in Avg.
1977.....	177	*3,846,907	*1,811	—

Season	Teams	Attendance	Per Game Average	Change in Avg.
1978.....	173	3,168,419	1,515	Down 296
1979.....	172	3,295,149	1,535	Up 20
1980.....	177	3,324,670	1,479	Down 56
1981.....	190	3,543,766	1,486	Up 7
1982.....	190	3,329,518	1,391	Down 95
1983.....	195	3,364,184	1,324	Down 67
1984.....	189	3,199,307	1,306	Down 18
1985.....	181	2,988,083	1,255	Down 51
1986.....	184	2,946,020	1,204	Down 51
1987.....	179	2,893,392	1,220	Up 16
1988.....	175	2,902,400	1,242	Up 22
1989.....	189	3,157,464	1,273	Up 31
1990.....	189	3,104,462	1,223	Down 50
1991.....	204	3,388,278	1,221	Down 2
1992.....	214	3,395,684	1,188	Down 33
1993.....	220	3,201,765	1,145	Down 43
1994.....	243	3,219,979	1,036	Down 109
1995.....	244	3,125,974	992	Down 44
1996.....	242	2,918,802	938	Down 54
1997.....	242	2,873,311	915	Down 23
1998.....	252	2,976,420	904	Down 8
1999.....	266	3,063,436	892	Down 15
2000.....	258	2,942,477	882	Down 10
2001.....	261	2,951,969	877	Down 5
2002.....	258	2,990,641	888	Up 11
2003.....	269	3,076,804	855	Down 33
2004.....	*271	3,107,628	864	Up 9
2005.....	268	3,054,549	854	Down 10
2006.....	264	2,913,513	825	Down 29
2007.....	262	2,892,820	815	Down 10

DIVISION III

Season	Teams	Attendance	Per Game Average	Change in Avg.
1977.....	295	*2,881,400	*912	—
1978.....	299	2,632,678	816	Down 96
1979.....	289	2,427,688	770	Down 46
1980.....	277	2,387,142	783	Up 13
1981.....	276	2,132,000	693	Down 90
1982.....	278	2,183,895	711	Up 18
1983.....	286	2,148,736	685	Down 26
1984.....	286	2,233,340	701	Up 16
1985.....	290	2,081,452	629	Down 72
1986.....	293	2,053,693	615	Down 14
1987.....	291	2,021,459	606	Down 9
1988.....	296	1,970,823	583	Down 23
1989.....	290	1,935,058	573	Down 10
1990.....	286	1,939,795	581	Up 8
1991.....	297	1,967,087	564	Down 1
1992.....	301	1,962,598	553	Down 11
1993.....	313	1,883,283	531	Down 22
1994.....	314	1,741,867	493	Down 38
1995.....	322	1,802,301	487	Down 6
1996.....	319	1,730,357	472	Down 15
1997.....	318	1,626,240	444	Down 28
1998.....	337	1,736,409	447	Up 3
1999.....	350	1,824,391	446	Down 1
2000.....	356	1,750,621	426	Down 20
2001.....	358	1,846,043	444	Up 18
2002.....	357	1,804,209	424	Down 20
2003.....	373	1,869,592	426	Up 2
2004.....	*384	1,944,957	427	Up 1
2005.....	383	1,960,141	431	Up 4
2006.....	382	1,955,720	430	Down 1
2007.....	380	1,947,730	430	None 0

*record

Annual Conference Attendance Champions

DIVISION I

Season	Conference	Teams	Attendance	P/G Avg.
1976.....	Atlantic Coast.....	7	863,082	9,590
1977.....	Big Ten.....	10	1,346,889	9,977
1978.....	Big Ten.....	10	1,539,589	11,238
1979.....	Big Ten.....	10	1,713,380	12,238
1980.....	Big Ten.....	10	1,877,048	12,189
1981.....	Big Ten.....	10	1,779,892	12,026
1982.....	Big Ten.....	10	1,688,834	11,810
1983.....	Big Ten.....	10	1,747,910	11,499

Season	Conference	Teams	Attendance	P/G Avg.
1984	Big Ten.....	10	1,774,140	12,069
1985	Big Ten.....	10	1,911,325	12,097
1986	Big Ten.....	10	1,908,629	11,929
1987	Big Ten.....	10	1,805,263	11,877
1988	Big Ten.....	10	1,925,617	12,423
1989	Big Ten.....	10	1,971,110	12,635
1990	Big Ten.....	10	2,017,407	*13,449
1991	Big Ten.....	10	2,042,836	13,095
1992	Big Ten.....	10	1,994,144	12,865
1993	Big Ten.....	11	2,163,693	12,728
1994	Big Ten.....	11	2,107,600	12,696
1995	Big Ten.....	11	2,058,763	12,708
1996	Big Ten.....	11	2,106,810	12,769
1997	Big Ten.....	11	2,004,893	12,376
1998	Big Ten.....	11	2,166,264	12,450
1999	Big Ten.....	11	2,204,556	13,361
2000	Big Ten.....	11	2,255,913	13,428
2001	Big Ten.....	11	2,342,022	13,383
2002	Big Ten.....	11	2,258,255	13,362
2003	Big Ten.....	11	2,254,658	12,526
2004	Big Ten.....	11	2,122,586	12,787
2005	Big Ten.....	11	2,255,332	12,530
2006	Big Ten.....	11	2,277,085	12,581
2007	Big Ten.....	11	2,564,662	12,760

DIVISION II

Season	Conference	Teams	Attendance	P/G Avg.
1979	Central Intercollegiate.....	12	375,370	2,760
1980	Mid-Continent.....	5	189,193	2,782
1981	North Central Intercollegiate.....	8	312,410	2,840
1982	North Central Intercollegiate.....	8	290,995	2,622
1983	North Central Intercollegiate.....	8	356,777	2,567
1984	North Central Intercollegiate.....	10	392,154	2,801
1985	North Central Intercollegiate.....	10	380,087	2,639
1986	North Central Intercollegiate.....	10	379,701	2,601
1987	North Central Intercollegiate.....	10	393,940	2,626
1988	North Central Intercollegiate.....	10	413,956	2,797
1989	North Central Intercollegiate.....	10	438,403	2,923
1990	North Central Intercollegiate.....	10	436,292	2,889
1991	North Central Intercollegiate.....	10	438,746	2,868
1992	North Central Intercollegiate.....	10	*482,213	*3,014
1993	North Central Intercollegiate.....	10	408,624	2,919
1994	North Central Intercollegiate.....	10	362,572	2,627
1995	North Central Intercollegiate.....	10	382,042	2,497
1996	North Central Intercollegiate.....	10	341,119	2,336
1997	North Central Intercollegiate.....	10	319,703	2,160
1998	North Central Intercollegiate.....	10	315,918	2,225
1999	North Central Intercollegiate.....	10	299,228	2,050
2000	North Central Intercollegiate.....	10	300,257	2,114
2001	North Central Intercollegiate.....	10	300,822	2,118
2002	North Central Intercollegiate.....	10	369,858	2,551
2003	North Central Intercollegiate.....	9	328,903	2,473
2004	North Central Intercollegiate.....	8	301,111	2,574
2005	North Central Intercollegiate.....	7	229,745	2,252
2006	North Central Intercollegiate.....	7	197,739	1,920
2007	North Central Intercollegiate.....	7	198,653	1,948

DIVISION III

Season	Conference	Teams	Attendance	P/G Avg.
1990	Wisconsin State University.....	9	*170,276	*1,362
1991	Wisconsin State University.....	9	152,289	1,238
1992	Michigan Intercollegiate.....	7	89,549	1,163
1993	Michigan Intercollegiate.....	7	97,624	1,236
1994	Michigan Intercollegiate.....	7	97,418	1,203
1995	Michigan Intercollegiate.....	7	86,353	1,183
1996	Michigan Intercollegiate.....	7	80,376	1,058
1997	Michigan Intercollegiate.....	7	81,370	1,085
1998	Michigan Intercollegiate.....	8	91,267	941
1999	Michigan Intercollegiate.....	8	87,055	957
2000	Michigan Intercollegiate.....	8	111,310	1,091
2001	Michigan Intercollegiate.....	7	95,378	1,163
2002	Michigan Intercollegiate.....	7	98,263	1,244
2003	Michigan Intercollegiate.....	8	79,798	1,050
2004	Michigan Intercollegiate.....	8	88,153	1,049
2005	Michigan Intercollegiate.....	7	89,165	1,115
2006	Michigan Intercollegiate.....	7	107,400	1,234
2007	Michigan Intercollegiate.....	7	88,039	1,100

*record

Annual Team Attendance Champions

DIVISION I

Season	Champion	Games	Attendance	Avg.
1970	Illinois.....	11	157,206	14,291
1971	Illinois.....	11	177,408	16,128
1972	BYU.....	12	261,815	21,818
1973	BYU.....	14	260,102	18,579
1974	BYU.....	10	162,510	16,251
1975	Minnesota.....	13	219,047	16,850
1976	Indiana.....	12	202,700	16,892
1977	Kentucky.....	14	312,527	22,323
1978	Kentucky.....	16	373,367	23,335
1979	Kentucky.....	15	351,042	23,403
1980	Kentucky.....	15	352,511	23,501
1981	Kentucky.....	15	354,996	23,666
1982	Kentucky.....	16	371,093	23,193
1983	Kentucky.....	15	356,776	23,785
1984	Kentucky.....	16	380,453	23,778
1985	Syracuse.....	15	388,049	25,870
1986	Syracuse.....	19	498,850	26,255
1987	Syracuse.....	19	474,214	24,959
1988	Syracuse.....	16	461,223	28,826
1989	Syracuse.....	19	*537,949	28,313
1990	Syracuse.....	16	478,686	*29,918
1991	Syracuse.....	17	497,179	29,246
1992	Syracuse.....	17	460,752	27,103
1993	Syracuse.....	16	405,620	25,351
1994	Syracuse.....	17	419,039	24,649
1995	Syracuse.....	16	387,925	24,245
1996	Kentucky.....	13	310,633	23,895
1997	Kentucky.....	13	309,457	23,804
1998	Kentucky.....	12	287,354	23,946
1999	Kentucky.....	13	303,771	23,367
2000	Kentucky.....	14	314,267	22,448
2001	Kentucky.....	12	261,435	21,786
2002	Kentucky.....	15	315,203	21,014
2003	Kentucky.....	13	289,526	22,271
2004	Kentucky.....	13	295,227	22,710
2005	Syracuse.....	18	413,605	22,978
2006	Kentucky.....	15	341,445	22,763
2007	Kentucky.....	16	374,737	23,421

DIVISION I LARGEST INCREASE FROM PREVIOUS YEAR

Season	Att. Champion	Previous	Games	Avg.	Yr. Avg.	Increase
1977	Kentucky.....	14	22,323	11,511	10,812	
1978	Texas.....	15	12,583	5,846	6,737	
1979	Illinois.....	13	14,209	8,719	5,490	
1980	Missouri.....	16	9,460	6,624	2,836	
1981	DePaul.....	14	15,410	5,308	10,102	
1982	Georgetown.....	17	8,591	4,197	4,394	
1983	Chattanooga.....	16	7,547	3,931	3,616	
1984	UNLV.....	16	15,779	6,380	9,399	
1985	Villanova.....	9	10,218	5,744	4,474	
1986	North Carolina.....	15	15,838	9,954	5,884	
1987	North Carolina.....	13	20,149	15,838	4,311	
1988	Tennessee.....	16	20,823	12,191	8,632	
1989	Texas.....	14	10,011	4,028	5,983	
1990	Cincinnati.....	15	9,273	3,572	5,701	
1991	Wright St.....	15	8,503	2,716	5,787	
1992	Memphis.....	16	16,142	10,935	5,207	
1993	Boise St.....	15	12,113	7,536	4,577	
1994	Arkansas.....	16	20,134	8,975	*11,159	
1995	St. Louis.....	16	17,714	13,008	4,706	
1996	Memphis.....	17	14,235	9,765	4,470	
1997	Wichita St.....	15	9,449	5,528	3,921	
1998	Temple.....	13	7,964	3,891	4,073	
1999	Ohio St.....	15	17,223	9,970	7,253	
2000	North Carolina St.....	20	16,535	10,800	5,735	
2001	Oklahoma St.....	12	12,044	5,907	6,137	
2002	Texas Tech.....	17	13,743	9,557	4,186	
2003	BYU.....	16	14,468	8,630	5,838	
2004	UTEP.....	17	10,282	6,038	4,244	
2005	Virginia Tech.....	16	9,405	6,342	3,063	
2006	Tennessee.....	15	17,954	12,225	5,729	
2007	Virginia.....	17	13,521	7,796	5,725	

DIVISION I ALL GAMES (HOME, ROAD & NEUTRAL)

Season	Champion	Games	Attendance	Avg.
1978	Kentucky	30	586,250	19,542
1979	Kentucky	31	546,288	17,622
1980	Kentucky	35	563,160	16,090
1981	Kentucky	28	499,461	17,838
1982	Kentucky	30	541,786	18,060
1983	Kentucky	31	562,947	18,160
1984	Kentucky	34	633,618	18,636
1985	Syracuse	31	581,347	18,753
1986	Syracuse	32	641,146	20,036
1987	Syracuse	38	826,182	21,742
1988	Syracuse	35	719,910	20,569
1989	Syracuse	38	*855,053	*22,501
1990	Syracuse	33	716,945	21,726
1991	Syracuse	32	680,261	21,258
1992	Kentucky	36	709,078	19,697
1993	North Carolina	38	721,760	18,994
1994	Kentucky	34	647,722	19,051
1995	Arkansas	39	695,026	17,821
1996	Kentucky	36	725,884	20,163
1997	Kentucky	40	822,863	20,572
1998	Kentucky	39	784,614	20,118
1999	Kentucky	37	737,738	19,939
2000	Michigan St.	39	621,108	15,926
2001	Duke	39	650,550	16,681
2002	Indiana	37	644,641	17,423
2003	Syracuse	35	686,997	19,628
2004	Kentucky	32	663,298	20,728
2005	Illinois	39	711,798	18,251
2006	Syracuse	35	640,949	18,313
2007	Ohio St.	39	747,457	19,166

DIVISION II

Season	Champion	Avg.
1977	Evansville	4,576
1978	Norfolk St.	4,226
1979	Norfolk St.	4,984
1980	Norfolk St.	4,917
1981	North Dakota St.	5,300
1982	North Dakota St.	4,385
1983	North Dakota St.	6,057
1984	Norfolk St.	*6,663
1985	Norfolk St.	6,116
1986	St. Cloud St.	4,539
1987	North Dakota St.	4,820
1988	Southeast Mo. St.	5,227
1989	Southeast Mo. St.	5,052
1990	Southeast Mo. St.	5,287
1991	Southeast Mo. St.	5,370
1992	North Dakota	4,943
1993	Alabama A&M	4,748
1994	South Dakota	4,852
1995	Alabama A&M	5,141
1996	South Dakota St.	4,945
1997	South Dakota St.	4,423
1998	South Dakota St.	5,350
1999	Ky. Wesleyan	4,247
2000	South Dakota St.	4,077
2001	Morehouse	4,404
2002	South Dakota St.	4,449
2003	Neb.-Kearney	3,839
2004	South Dakota St.	3,375
2005	Virginia St.	3,471
2006	Northern St.	3,916
2007	Central Mo. St.	3,640

*record

DIVISION III

Season	Champion	Avg.
1977	Scranton	2,707
1978	Calvin	3,630
1979	Savannah St.	2,870
1980	Savannah St.	2,917
1981	Potsdam St.	2,873
1982	Wis.-Stevens Point	2,929
1983	Augustana (Ill.)	3,033
1984	Hope	2,144
1985	Wis.-Stevens Point	2,313
1986	Calvin	2,570
1987	Concordia-M'head	2,869
1988	Calvin	2,627
1989	Calvin	2,544
1990	Calvin	2,622
1991	Hope	2,480
1992	Calvin	2,757
1993	Calvin	*4,018
1994	Calvin	2,734
1995	Calvin	2,792
1996	Hope	2,409
1997	Calvin	2,821
1998	Ill. Wesleyan	2,615
1999	Hope	2,440
2000	Calvin	3,496
2001	Calvin	3,369
2002	Calvin	2,893
2003	Hope	2,383
2004	Hope	2,491
2005	Hope	2,462
2006	Hope	2,928
2007	Hope	2,923

*record

Annual NCAA Tournament Attendance

DIVISION I

Season	Sess.	Attend.	P/G Avg.
1939	5	15,025	3,005
1940	5	36,880	7,376
1941	5	48,055	9,611
1942	5	24,372	4,874
1943	5	56,876	11,375
1944	5	59,369	11,874
1945	5	67,780	13,556
1946	5	73,116	14,623
1947	5	72,959	14,592
1948	5	72,523	14,505
1949	5	66,077	13,215
1950	5	75,464	15,093
1951	9	110,645	12,294
1952	10	115,712	11,571
1953	14	127,149	9,082
1954	15	115,391	7,693
1955	15	116,983	7,799
1956	15	132,513	8,834
1957	14	108,891	7,778
1958	14	176,878	12,634
1959	14	161,809	11,558
1960	16	155,491	9,718
1961	14	169,520	12,109
1962	14	177,469	12,676
1963	14	153,065	10,933
1964	14	140,790	10,056
1965	13	140,673	10,821
1966	13	140,925	10,840
1967	14	159,570	11,398
1968	14	160,888	11,492
1969	15	165,712	11,047
1970	16	146,794	9,175
1971	16	207,200	12,950
1972	16	147,304	9,207

Season	Sess.	Attend.	P/G Avg.
1973	16	163,160	10,198
1974	16	154,112	9,632
1975	18	183,857	10,214
1976	18	202,502	11,250
1977	18	241,610	13,423
1978	18	227,149	12,619
1979	22	262,101	11,914
1980	26	321,260	12,356
1981	26	347,414	13,362
1982	26	427,251	16,433
1983	28	364,356	13,013
1984	28	397,481	14,196
1985	34	422,519	12,427
1986	34	499,704	14,697
1987	34	654,744	19,257
1988	34	558,998	16,441
1989	34	613,242	18,037
1990	34	537,138	15,798
1991	34	665,707	19,580
1992	34	580,462	17,072
1993	34	707,719	20,815
1994	34	578,007	17,000
1995	34	539,440	15,866
1996	34	643,290	18,920
1997	34	634,584	18,664
1998	34	682,530	20,074
1999	34	*720,685	*21,197
2000	34	638,577	18,782
2001	35	596,075	17,031
2002	35	720,433	20,584
2003	35	715,080	20,431
2004	35	716,899	20,483
2005	35	689,317	19,695
2006	35	670,254	19,150
2007	35	696,992	19,914

*record

DIVISION II

Season	Sess.	Attend.	P/G Avg.
1977	22	*87,602	*3,982
1978	22	83,058	3,775
1979	22	66,446	3,020
1980	22	50,649	2,302
1981	22	69,470	3,158
1982	22	67,925	3,088
1983	22	70,335	3,197
1984	22	81,388	3,699
1985	22	81,476	3,703
1986	22	71,083	3,231
1987	22	77,934	3,542
1988	22	72,462	3,294
1989	20	69,008	3,450
1990	20	64,212	3,211
1991	20	59,839	2,992
1992	20	60,629	3,031
1993	20	56,125	2,806
1994	20	60,511	3,026
1995	36	86,767	2,410
1996	28	65,882	2,353
1997	28	66,626	2,380
1998	28	59,946	2,141
1999	28	49,144	1,755
2000	28	50,130	1,790
2001	28	60,418	2,158
2002	28	60,258	2,152
2003	36	51,054	1,418
2004	36	41,126	1,142
2005	36	51,896	1,442
2006	36	60,640	1,684
2007	36	76,073	2,113

*record

DIVISION III

Season	Sess.	Attend.	P/G Avg.
1977	21	38,881	1,851
1978	21	37,717	1,796
1979	22	43,850	1,993
1980	22	46,518	2,114
1981	22	58,432	*2,656
1982	22	44,973	2,044
1983	22	51,093	2,322
1984	22	42,152	1,916
1985	22	39,154	1,780
1986	22	53,500	2,432
1987	22	48,150	2,189
1988	22	43,787	1,990
1989	28	49,301	1,761
1990	26	50,527	1,943
1991	34	56,942	1,675
1992	34	65,257	1,919
1993	34	49,675	1,461
1994	34	54,848	1,613
1995	59	*88,684	1,503
1996	58	87,437	1,508
1997	58	70,647	1,218
1998	42	63,330	1,508
1999	42	53,928	1,284
2000	42	62,527	1,489
2001	42	77,110	1,836
2002	46	74,437	1,618
2003	42	66,379	1,580
2004	42	66,693	1,588
2005	42	64,289	1,531
2006	42	99,394	2,367
2007	42	60,619	1,443

*record

Division I Attendance Records

SINGLE GAME (PAID)

78,129—Kentucky (79) vs. Michigan St. (74), Dec. 13, 2003, at Ford Field, Detroit (regular-season game)

SINGLE GAME (TURNSTILE)

58,903—North Carolina (78) vs. Kansas (68) and Michigan (81) vs. Kentucky (78) (ot), Apr. 3, 1993 (NCAA semifinals), at Louisiana Superdome, New Orleans

HOME COURT, SINGLE GAME

33,633—Villanova (92) at Syracuse (82), Mar. 5, 2006, Carrier Dome, Syracuse, NY

HOME-COURT AVERAGE, SEASON

29,918—Syracuse, 1990 (478,686 in 16 games at Carrier Dome)

HOME-COURT TOTAL, SEASON

537,949—Syracuse, 1989 (19 games)

FULL-SEASON AVERAGE, ALL GAMES (home, road, neutral, tournaments)

22,501—Syracuse, 1989 (855,053 in 38 games)

FULL-SEASON TOTAL, ALL GAMES (home, road, neutral, tournaments)

855,053—Syracuse, 1989 (38 games)

TOP 10 ATTENDANCE GAMES (PAID)*

- 78,129—Kentucky (79) vs. Michigan St. (74), Dec. 13, 2003, at Ford Field, Detroit
- 68,112—LSU (87) vs. Notre Dame (64), Jan. 20, 1990, at Louisiana Superdome, New Orleans
- 66,144—LSU (82) vs. Georgetown (80), Jan. 28, 1989, at Louisiana Superdome, New Orleans
- 64,959—Indiana (74) vs. Syracuse (73), Mar. 30, 1987 (NCAA final); Indiana (97) vs. UNLV (93) and Syracuse (77) vs. Providence (63), Mar. 28, 1987 (NCAA semifinals), at Louisiana Superdome, New Orleans
- 64,151—North Carolina (77) vs. Michigan (71), Apr. 5, 1993 (NCAA final); North Carolina (78) vs. Kansas (68) and Michigan (81) vs. Kentucky (78) (ot), Apr. 3, 1993 (NCAA semifinals), at Louisiana Superdome, New Orleans

- 61,612—North Carolina (63) vs. Georgetown (62), Mar. 29, 1982 (NCAA final); North Carolina (68) vs. Houston (63) and Georgetown (50) vs. Louisville (46), Mar. 27, 1982 (NCAA semifinals), at Louisiana Superdome, New Orleans
- 61,304—LSU (84) vs. Texas (83), Jan. 3, 1992, at Louisiana Superdome, New Orleans
- 54,524—Syracuse (81) vs. Kansas (78), Apr. 7, 2003 (NCAA final); Kansas (94) vs. Marquette (61) and Syracuse (95) vs. Texas (84), Apr. 5, 2003 (NCAA semifinals), at Louisiana Superdome, New Orleans (attendance for the semifinals was 54,432)
- 53,510—Florida (76) vs. UCLA (66) and Ohio St. (67) vs. Georgetown (60), Mar. 31, 2007 (NCAA semifinals), at Georgia Dome, Atlanta (attendance for the finals was 51,458)
- 52,693—Houston (71) vs. UCLA (69), Jan. 20, 1968, at Astrodome, Houston

*Figures for games at the Final Four include the media.

TOP FIVE ATTENDANCE GAMES (TURNSTILE)

- 58,903—North Carolina (78) vs. Kansas (68) and Michigan (81) vs. Kentucky (78) (ot), Apr. 3, 1993 (NCAA semifinals), at Louisiana Superdome, New Orleans
- 56,707—Indiana (74) vs. Syracuse (73), Mar. 30, 1987 (NCAA final), at Louisiana Superdome, New Orleans
- 56,264—North Carolina (77) vs. Michigan (71), Apr. 5, 1993 (NCAA final), at Louisiana Superdome, New Orleans
- 55,841—Indiana (97) vs. UNLV (93) and Syracuse (77) vs. Providence (63), Mar. 28, 1987 (NCAA semifinals), at Louisiana Superdome, New Orleans
- 54,321—LSU (82) vs. Georgetown (80), Jan. 28, 1989, at Louisiana Superdome, New Orleans

TOP 10 REGULAR-SEASON GAMES (PAID)

- 78,129—Kentucky (79) vs. Michigan St. (74), Dec. 13, 2003, at Ford Field, Detroit
- 68,112—LSU (87) vs. Notre Dame (64), Jan. 20, 1990, at Louisiana Superdome, New Orleans
- 66,144—LSU (82) vs. Georgetown (80), Jan. 28, 1989, at Louisiana Superdome, New Orleans
- 61,304—LSU (84) vs. Texas (83), Jan. 3, 1992, at Louisiana Superdome, New Orleans

- 52,693—Houston (71) vs. UCLA (69), Jan. 20, 1968, at Astrodome, Houston
- 45,214—Louisville (101) vs. Indiana (79) and Notre Dame (81) vs. Kentucky (65), Dec. 3, 1988, at RCA Dome, Indianapolis
- 43,601—Notre Dame (69) vs. Louisville (54) and Kentucky (82) vs. Indiana (76), Dec. 5, 1987, at RCA Dome, Indianapolis
- 41,071—Kentucky (89) vs. Indiana (82), Dec. 2, 1995, at RCA Dome, Indianapolis
- 40,128—Louisville (84) vs. Notre Dame (73) and Indiana (71) vs. Kentucky (69), Dec. 2, 1989, at RCA Dome, Indianapolis
- 38,504—Kentucky (75) vs. Indiana (72), Dec. 6, 1997, at RCA Dome, Indianapolis

ON-CAMPUS REGULAR-SEASON, SINGLE GAME

- 33,633—Villanova (92) at Syracuse (82), Mar. 5, 2006, Carrier Dome, Syracuse, NY
- 33,199—Notre Dame (57) at Syracuse (60), Feb. 5, 2005, Carrier Dome, Syracuse, NY
- 33,071—Rutgers (74) at Syracuse (82), Mar. 9, 2003, Carrier Dome, Syracuse, NY
- 33,048—Georgetown (58) at Syracuse (62), Mar. 3, 1991, Carrier Dome, Syracuse, NY
- 33,015—Georgetown (87) at Syracuse (89), Mar. 4, 1990 (ot), Carrier Dome, Syracuse, NY
- 32,996—Georgetown (72) at Syracuse (68), Feb. 23, 1992, Carrier Dome, Syracuse, NY
- 32,944—Connecticut (56) at Syracuse (67), Mar. 7, 2004, Carrier Dome, Syracuse, NY
- 32,820—Connecticut (86) at Syracuse (90), Feb. 10, 1990, Carrier Dome, Syracuse, NY
- 32,804—Providence (66) at Syracuse (91), Feb. 26, 2005, Carrier Dome, Syracuse, NY
- 32,763—Pittsburgh (68) at Syracuse (89), Feb. 24, 1991, Carrier Dome, Syracuse, NY

2007 Division I Attendance Single-Game Highs

REGULAR-SEASON

- 32,376—Connecticut (63) at Syracuse (73), Feb. 17, 2007, at Carrier Dome, Syracuse, N.Y.
 26,874—Villanova (64) at Syracuse (75), Jan. 13, 2007, at Carrier Dome in Syracuse, NY
 26,287—Georgetown (58) at Syracuse (72), Feb. 26, 2007, at Carrier Dome in Syracuse, NY
 24,638—DePaul (69) at Syracuse (75), Feb. 3, 2007, at Carrier Dome in Syracuse, NY
 24,465—Florida (64) at Kentucky (61), Feb. 10, 2007, at Rupp Arena in Lexington, KY

POSTSEASON

- 53,510—Florida (76) vs. UCLA (66) and Ohio St. (67) vs. Georgetown (60), Mar. 31, 2007 (NCAA semifinal), at Georgia Dome in Atlanta
 51,458—Florida (84) vs. Ohio St. (75), Apr. 2, 2007 (NCAA final), at Georgia Dome in Atlanta
 26,776—Ohio St. (85) vs. Tennessee (84) and Memphis (65) vs. Texas A&M (69), Mar. 22, 2007 (South Regional semifinals), at Alamodome in San Antonio
 26,752—Syracuse (80) vs. San Diego St. (64), Mar. 19, 2007 (NIT second round), at Carrier Dome in Syracuse, NY

- 26,307—Florida (65) vs. Butler (57) and Oregon (76) vs. UNLV (72), Mar. 23, 2007 (Midwest Regional semifinals), at Edward Jones Dome in St. Louis

Division II Attendance Records

HOME-COURT AVERAGE, SEASON

- 6,663—Norfolk St., 1984

PAID ATTENDANCE, SINGLE GAME

- 21,786—Bowie St. (72) vs. Virginia Union (71), Mar. 1, 2003, at RBC Center, Raleigh, NC (Central Intercollegiate Athletic Association final; early rounds had crowds of 16,536, 15,786 and 11,761)
 20,432—Shaw (82) vs. Johnson Smith (68), Mar. 2, 2002, at RBC Center, Raleigh, NC (Central Intercollegiate Athletic Association final; early rounds had crowds of 18,054, 17,827 and 14,386)
 15,731—Virginia Union (80) vs. N.C. Central (72), Feb. 28, 2004, at RBC Center, Raleigh, NC (CIAA final; early rounds had crowds of 9,718, 8,493 & 7,115)
 13,913—Evansville (93) vs. Ky. Wesleyan (87), Feb. 13, 1960, at Roberts Stadium, Evansville, IN
 13,240—La.-Lafayette (105) vs. Ky. Wesleyan (83), Mar. 19, 1971, at Roberts Stadium, Evansville, IN (NCAA third place)

2007 ATTENDANCE SINGLE-GAME HIGHS

- 6,213—Winona St. (76) at Northern St. (66), Jan. 27, 2007
 6,147—Emporia St. (79) at Central Mo. (88), Feb. 10, 2007
 5,675—Northwest Mo. St. (55) at Central Mo. (69), Jan. 20, 2007
 5,528—Truman (47) at Central Mo. (66), Jan. 31, 2007
 5,281—Minn. St. (69) at Northern St. (75), Feb. 20, 2007

Division III Attendance Records

HOME-COURT AVERAGE, SEASON


- 4,018—Calvin, 1993

PAID ATTENDANCE, SINGLE GAME

- 11,442—Hope (70) vs. Calvin (56), Jan. 29, 1997, at Van Andel Arena, Grand Rapids, Michigan

2007 ATTENDANCE SINGLE-GAME HIGHS

- 4,700—Redlands (102) at Pomona-Pitzer (113), Feb. 3, 2007
 4,500—Hope (65) at Calvin (62), Jan. 13, 2007
 3,776—Wittenberg (74) at Wooster (71), Feb. 3, 2007
 3,435—Calvin (77) at Hope (71), Feb. 7, 2007
 3,302—Olivet (43) at Calvin (90), Feb. 10, 2007



Playing-Rules History

Dr. James Naismith's 13 Original Rules of Basketball	276
Important Rules Changes By Year.....	276
Important Rules Changes By Subject	279
Basketball Rules Committee Roster.....	281
Division I Basketball Firsts	283



Dr. James Naismith's 13 Original Rules of Basketball



Photo from NCAA archives

1. The ball could be thrown in any direction with one or both hands.
2. The ball could be batted in any direction with one or both hands (never with the fist).
3. A player cannot run with the ball. The player must throw it from the spot on which he catches it, allowance to be made for a man who catches the ball when running at a good speed if he tries to stop.
4. The ball had to be held in or between the hands; the arms or body must not be used for holding it.
5. No shouldering, holding, pushing, tripping, or striking in any way the person of an opponent should be allowed; the first infringement of this rule by any player should count as a foul, the second should disqualify him until the next goal was made, or, if there was evident intent to injure the person, for the whole of the game, no substitute allowed.
6. A foul was striking at the ball with the fist, violation of Rules 3, 4, and such as described in Rule 5.
7. If either side makes three consecutive fouls, it should count a goal for the opponents (consecutive means without the opponents in the meantime making a foul).
8. A goal should be made when the ball was thrown or batted from the grounds into the basket and stays there, providing those defending the goal do not touch or disturb the goal. If the ball rests on the edges, and the opponent moves the basket, it should count as a goal.
9. When the ball goes out of bounds, it should be thrown into the field of play by the person first touching it. In case of a dispute, the umpire should throw it straight into the field. The thrower-in was allowed five seconds; if he holds it longer, it should go to the opponent. If any side persists in delaying the game, the umpire should call a foul on that side.
10. The umpire should be judge of the men and should note the fouls and notify the referee when three consecutive fouls have been made. He should have power to disqualify men according to Rule 5.
11. The referee should be judge of the ball and should decide when the ball was in play, in bounds, to which side it belongs, and should keep the time. He should decide when a goal had been made, and keep account of the goals with any other duties that were usually performed by a referee.
12. The time should be two 15-minute halves, with five minutes' rest between.
13. The side making the most goals in that time should be declared the winner. In case of a draw, the game may, by agreement of the captains, be continued until another goal was made.

Note: These original rules were published in January 1892 in the Springfield College school newspaper, The Triangle.

Important Rules Changes by Year

The earliest rules book available for this research was from the 1905-06 season. Some of the rules listed in 1905-06 could have actually been instituted before that season.

1891-92

- The 13 original rules of basketball were written by Dr. James Naismith in December 1891 in Springfield, Massachusetts.

1894-95

- The free-throw line was set at 20 feet.

1895-96

- Points awarded for field goal change from three to two, and points awarded for each successful free throw from three points to one point.

1896-97

- Backboards were installed.

1900-01

- A dribbler could not shoot for a field goal and could dribble only once, and then with two hands.

1905-06

- Personal fouls were separated into two classes: "A" for general fouls and "B" for more flagrant fouls. Class A fouls were called for delay of game, tackling the ball (touching the ball when a teammate was already touching it), kicking the ball, striking the ball, advancing the ball, hugging the ball, shooting after dribbling, tackling the opponent, holding the opponent, pushing the opponent, or addressing the game officials. Class B fouls could lead to possible game disqualification and were called for striking the opponent, kicking the opponent, shouldering the opponent, tripping the opponent, hacking the opponent, unnecessary roughness, or using profane or abusive language. If two class B fouls were committed by one player, he was disqualified for the rest of the game.
- If a player was fouled during the act of shooting, his team was automatically awarded one point and one free-throw attempt. If the original shot

from the field for goal was good, it counted along with the awarded extra point and free-throw attempt.

- Each game had one referee, one umpire and two inspectors. The referee was the superior officer of the game and had supreme authority once the game began until it concluded. The referee's main duties were calling fouls and stopping play. The umpire could call fouls and reported to the referee. Inspectors were the referee's assistants and were stationed one at each end of the court. Inspectors had no power to make decisions but noted whether goals were made in accordance with the rules and reported such to the referee. The official scorer kept a book containing the scoring and fouls made for each player and each team. The duties of the official scorer have basically remained the same through all the years.
- One timekeeper was appointed by the home team. The visiting team could appoint an assistant timekeeper if it chose to.
- A timeout called while the ball was in play resulted in a jump ball when play was resumed. If the ball was out-of-bounds when a timeout was called, the team in possession of the ball kept possession.
- Time stopped only when ordered by the referee. It did not stop for dead-ball situations such as free throws or when the ball was out-of-bounds.
- Halftime increased to 10 minutes.
- Although not yet known as defensive goaltending, if a player touched the ball or basket when the ball was on the edge of the rim, the referee awarded one point to the shooting team.

1906-07

- The free-throw line was moved from 20 to 15 feet.

1907-08

- Inspector was no longer a game official position.

1908-09

- A dribbler became permitted to shoot. The dribble was defined as the "continuous passage of the ball," making the double dribble illegal.

- A second official was added for games in an effort to curb the rough play.

1910-11

- Within Class B fouls, personal fouls were distinguished from the other.
- Players were disqualified upon committing their fourth personal foul.
- No coaching was allowed during the progress of the game by anybody connected with either team. A warning was given for the first violation and a free throw was awarded after that.

1913-14

- The bottom of the net was left open.

1914-15

- College, YMCA and AAU rules were made the same.

1915-16

- Class A fouls were changed to violations, and Class B fouls became technical and personal fouls.
- If a player was fouled in the act of shooting, his team was awarded two free throws regardless of whether the original field goal was made or missed. If it was made, those two points counted.
- Defensive interference with the ball or basket while the ball was on the basket's rim resulted in one free throw attempt for the shooting team.

1920-21

- A player could re-enter the game once. Before this rule, if a player left the game, he could not re-enter for the rest of the game.
- The backboards were moved two feet from the wall of the court. Before this rule, players would "climb" the padded wall to sink baskets.

1921-22

- Running with the ball changed from a foul to a violation.

1922-23

- Defensive interference with the ball or basket while the ball was on the basket's rim was declared a goal for the shooting team.

1923-24

- The player fouled must shoot his own free throws. Before this rule, one person usually shot all his team's free throws.

1924-25

- Time stopped when ordered by the referee for injuries, substitutions, two-shot fouls and timeouts requested by the team captain. The clock kept running at all other times including dead-ball situations, such as out-of-bounds.
- Two timekeepers were used, one from each team, and shared a watch placed on a table so both could see it. The timekeepers kept track of all the incidents that time was out and added that to the game time. The timekeepers indicated when time expired by using a gong, pistol or whistle.
- Only team captains could call for a timeout. Each team had three timeouts per game.

1928-29

- The charging foul by the dribbler was introduced.

1930-31

- A held ball could be called when a closely guarded player was withholding the ball from play for five seconds. The result was a jump ball.
- The maximum circumference of the ball was reduced from 32 to 31 inches, and the maximum weight from 23 to 22 ounces.
- If a player was fouled in the act of shooting, his team was awarded two free throws if the original field goal was missed. If it was made, those two points counted and only one free throw was attempted.

1932-33

- The 10-second center (division) line was introduced to reduce stalling.
- No player could stand in the free-throw lane with the ball for more than three seconds.

1933-34

- A player could re-enter the game twice.

1934-35

- The circumference of the ball again was reduced to between 29½ and 30¼ inches.

1935-36

- No offensive player could remain in the free-throw lane, with or without the ball, for more than three seconds.
- After a made free throw, the team scored upon put the ball in play at the end of the court where the goal had been scored.

1937-38

- The center jump after every goal scored was eliminated.

1938-39

- The ball was thrown in from out of bounds at mid-court by the team shooting a free throw after a technical foul. Before this rule, the ball was put into play with a center jump after a technical-foul free throw.
- The circumference of the ball was established as 30 inches.

1939-40

- Teams had the choice of whether to take a free throw or take the ball out of bounds at mid-court. If two or more free throws were awarded, this option applied to the last throw.
- The backboards were moved from 2 to 4 feet from the end line to permit freer movement under the basket.

1940-41

- Fan-shaped backboards were made legal.

1942-43

- Any player who was eligible to start an overtime period was allowed an extra personal foul, increasing the total so disqualification was on the fifth foul.

1944-45

- Along with the ball on the rim, defensive interference by touching the ball after it had started its downward flight during an opponent's field goal attempt was declared a goal for the shooting team.
- Five personal fouls disqualify a player. An extra foul was not permitted in overtime games.
- Unlimited substitution was introduced.
- It became a violation for an offensive player to remain in the free-throw lane for more than three seconds.

1946-47

- Transparent backboards were authorized.

1947-48

- The clock was stopped on every dead ball the last three minutes of the second half and of every overtime period. This included every time a goal was scored because the ball was considered dead until put into play again. (This rule was abolished in 1951.)

1948-49

- Coaches were allowed to speak to players during a timeout.

1951-52

- Games were played in four 10-minute quarters.

1952-53

- Teams could no longer waive free throws in favor of taking the ball out of bounds.
- The one-and-one free-throw rule was introduced, although the bonus was used only if the first shot was missed. The rule was in effect the entire game except the last three minutes, when every foul resulted in two free throws.

1954-55

- The one-and-one free throw was changed so that the bonus shot was given only if the first shot was made.
- Games were changed back to being played in two 20-minute halves.

1955-56

- The free-throw lane was increased from 6 feet to 12 feet.
- The two-shot penalty in the last three minutes of the game was eliminated. The one-and-one became in effect the entire game.

1956-57

- On the lineup for a free throw, the two spaces adjacent to the end line were occupied by opponents of the free-throws. In the past, one space was marked "H" for a home team player to occupy, and across the lane the first space was marked "V" for a visiting team player to stand in.
- Grasping the basket became classified as a technical foul under unsportsmanlike tactics.

1957-58

- Offensive goaltending was banned so that no player from either team could touch the ball or basket when the ball was on the basket's rim or above the cylinder. The only exception was the shooter in the original act of shooting.
- One free throw for each common foul was taken for the first six personal fouls by one team in each half, and the one-and-one was used thereafter.
- On uniforms, the use of the single digit numbers one and two and any digit greater than five was prohibited.
- A ball that passed over the backboard—either front to back or back to front—was considered out of bounds.

1964-65

- Coaches had to remain seated on the bench except while the clock was stopped or to direct or encourage players on the court. This rule was to help keep coaches from inciting undesirable crowd reactions toward the officials.

1967-68

- The dunk was made illegal during the game and pregame warm-up.

1970-71

- During a jump ball, a nonjumper could not change his position from the time the official was ready to make the toss until after the ball had been touched.

1972-73

- The free throw on the first six common fouls each half by a team was eliminated.
- Players could not attempt to create the false impression that they had been fouled in charging/guarding situations or while screening when the contact was only incidental. An official could charge the "actor" with a technical foul for unsportsmanlike conduct if, in the official's opinion, the actor was making a travesty of the game.
- Freshmen became eligible to play varsity basketball. This was the result of a change in the NCAA bylaws, not the basketball playing rules.

1973-74

- Officials could now penalize players for fouls occurring away from the ball, such as grabbing, holding and setting illegal screens.

1974-75

- During a jump ball, a non-jumper on the restraining circle could move around the circle after the ball had left the official's hands.
- A player charged with a foul was no longer required to raise his hand. (In 1978, however, it was strongly recommended that a player start raising his hand again.)

1976-77

- The dunk was made legal again.

1980-81

- Conferences began experimenting with the three-point field-goal at different distances.

1981-82

- The jump ball was used only at the beginning of the game and the start of each overtime. An alternating arrow was used to indicate possession in jump-ball situations during the game.
- All fouls charged to bench personnel were assessed to the head coach.

1982-83

- When the closely guarded five-second count was reached, it was no longer a jump-ball situation. It was a violation, and the ball was awarded to the defensive team out of bounds.

1983-84

- Two free throws were taken for each common foul committed within the last two minutes of the second half and the entire overtime period, if the bonus rule was in effect. (This rule was rescinded one month into the season.)

1984-85

- The coaching box was introduced, whereby a coach and all bench personnel had to remain in the 28-foot-long coaching box unless seeking information from the scorers' table.

1985-86

- The 45-second clock was introduced. The team in control of the ball had to shoot for a goal within 45 seconds after it attained team control.
- If a shooter was fouled intentionally and the shot was missed, the penalty was two shots and possession of the ball out of bounds to the team that was fouled.
- The head coach could stand throughout the game, while all other bench personnel had to remain seated.

1986-87

- The three-point field goal was introduced and set at 19 feet 9 inches from the center of the basket.
- A coach could leave the confines of the bench at any time without penalty to correct a scorer's or timer's mistake. A technical foul was assessed if there was no mistake. (This was changed the next year to a timeout.) Also, a television replay could be used to prevent or rectify a scorer's or timer's mistake or a malfunction of the clock.

1987-88

- Each intentional personal foul carried a two-shot penalty plus possession of the ball.

1988-89

- Any squad member who participated in a fight was ejected from the game and was placed on probation. If that player participated in a second fight during the season, he was suspended for one game. A third fight involving the same person resulted in suspension for the rest of the season including championship competition.

1990-91

- Beginning with the team's 10th personal foul in a half, two free throws were awarded for each common foul, except player-control fouls.
- Three free throws were awarded when a shooter was fouled during an unsuccessful three-point try.
- The fighting rule was amended. The first time any squad member or bench personnel participated in a fight, he was suspended for the team's next game. If that same person participated in a second fight, he was suspended for the rest of the season, including championship competition.

1991-92

- Contact technical fouls counted toward the five fouls for player disqualification and toward the team fouls in reaching bonus free-throw situations.
- The shot clock was reset when the ball struck the basket ring, not when a shot left the shooter's hands as it had been since the rule was introduced in 1986.

1992-93

- Unsporting technical fouls, in addition to contact technical fouls, counted toward the five fouls for player disqualification and toward the team fouls in reaching bonus free-throw situations.

1993-94

- The shot clock was reduced from 45 seconds to 35. The team in control of the ball must shoot for a goal within 35 seconds after it attained team control.
- A foul was ruled intentional if, while playing the ball, a player caused excessive contact with an opponent.
- The game clock was stopped after successful field goals in the last minute of the game and the last minute of any overtime period with no substitution allowed.
- The five-second dribbling violation when closely guarded was eliminated.
- The rule concerning the use of profanity was expanded to include abusive and obscene language in an effort to curtail verbal misconduct by players and coaches.

1994-95

- The inner circle at mid-court was eliminated.
- Scoring was restricted to a tap-in when ($\frac{3}{10}$) (.3) of a second or less remained on the game clock or shot clock.
- The fighting and suspension rules were expanded to include coaches and team personnel.

1995-96

- All unsporting technical fouls charged to anyone on the bench counted toward the team foul total.
- Teams were allowed one 20-second timeout per half. This was an experimental rule in the 1994-95 season.

1996-97

- Teams had to warm up and shoot at the end of the court farthest from their own bench for the first half. Previously, teams had the choice of baskets in the first half.
- In games not involving commercial electronic media, teams were entitled to four full-length timeouts and two 20-second timeouts per game. In games involving commercial electronic media, teams were entitled to two full-length timeouts and three 20-second timeouts per game.

1997-98

- The five-second dribbling violation when closely guarded was reinstated.
- Timeout requests could be made by a player on the court or by the head coach.

1998-99

- In a held-ball situation initiated by the defense, the ball would be awarded to the defensive team. Previously, possession was awarded by the direction of the possession arrow.

1999-00

- Held-ball change from previous season rescinded.
- Twenty-second timeouts increased to 30 seconds in length. New electronic-media timeout format adopted.
- Uniform numbers one and two were permitted.
- Officials must consult courtside television monitors, when available, to judge whether a game-deciding last-second shot in the second half or any extra period counts. (This was passed during the season.)

2000-01

- Technical fouls divided into direct (two-shot penalty) and indirect (one-shot penalty) with ball returned to point of interruption.

2001-02

- Both direct and indirect technical fouls penalized by two shots and returned to point of interruption.
- Officials could check an official courtside monitor to determine if a try was a three- or two-point attempt, regardless of whether the try was successful.

2002-03

- Composite ball could be used without mutual consent of coaches.
- Two free-throw lane spaces closest to the free-thrower would remain unoccupied.
- No free throws were awarded to the offended team in bonus for personal fouls committed by a team while in team control or in possession of the ball during a throw-in (team-control foul).

2003-04

- Officials could consult courtside monitor at the end of either half or any extra period to determine: (1) if a field-goal try beat the horn; (2) whether a shot-clock violation at the end of the first half beat the horn; or, (3) whether a shot-clock violation that would determine the outcome of a game beat the horn. The officials also could use a courtside monitor to correct a timer's mistake or to determine if the game clock or shot clock expired at or near the end of a period.
- A team would have control when a player of that team had disposal of the ball for a throw-in.

2005-06

- Expanding on the rule from two seasons before, officials who consult a courtside monitor at the end of either half or any extra period could correct the official game time if needed and/or determine whether a foul was committed before time expired. Officials could also consult a courtside monitor any time during the game to correct a timer's mistake.
- The time allowed to replace a disqualified player was reduced from 30 to 20 seconds and the warning signal was sounded five seconds before the expiration of the time limit.
- Violations when the ball had been intentionally kicked no longer resulted in the reset of the shot clock to 35 seconds. When the violation occurred with 15 or fewer seconds remaining, the shot clock was reset to 15 seconds. Otherwise, when the violation occurred with more than 15 seconds remaining, there was no reset of the shot clock.

2006-07

- A timeout would not be recognized when an airborne player's momentum carried him either out-of-bounds or into the backcourt.

2007-08

- During free throws, eliminated the first lane space nearest the basket on each side of the lane and used the second, third and fourth lane space on each side as an alignment for free throws.
- Use of courtside monitor allowed for determining whether a flagrant foul occurred or to assess the situation during a fight.

2008-09

- The three-point line will be extended to 20 feet, 9 inches.

2009-10

- Division II and III institutions will be required to have a game clock with a 10th-of-a-second display, a red light or LED lights, and shot clocks mounted on the backboard.

Important Rules Changes by Subject

Ball: 1930-31, The maximum circumference of the ball was reduced from 32 to 31 inches, and the maximum weight from 23 to 22 ounces. 1934-35, The circumference of the ball again was reduced to between 29½ and 30¼ inches. 1938-39, The circumference of the ball was established as 30 inches. 2002-03, Mutual consent no longer needed for composite ball to be legal.

Basket Equipment: 1896-97, Backboards were installed. 1913-14, The bottom of the net was left open. 1920-21, The backboards were moved two feet from the wall of the court. Before this rule, players would "climb" the padded wall to sink baskets. 1939-40, The backboards were moved from 2 to 4 feet from the end line to permit freer movement under the basket. 1940-41, Fan-shaped backboards were made legal. 1946-47, Transparent backboards were authorized. 1957-58, A ball that passed over the backboard—either front to back or back to front—was considered out of bounds. 1996-97, Teams had to warm up and shoot at the end of the court farthest from their own bench for the first half. Previously, teams had the choice of baskets in the first half. 2002-03, For Division I, shot clocks had to be mounted and recessed on backboard, red warning light had to be added and game clock had to show 10th-of-a-second display. 2003-04, for Division II, shot clocks were recessed and mounted. 2009-10, Division II and III institutions were required to have a game clock with a 10th-of-a-second display, a red light or LED lights, and shot clocks mounted on the backboard.

Block/Charge: 1928-29, The charging foul by the dribbler was introduced. 1972-73, Players could not attempt to create the false impression that they had been fouled in charging/guarding situations or while screening when the contact was only incidental. An official could charge the "actor" with a technical foul for unsportsmanlike conduct if, in the official's opinion, the actor was making a travesty of the game. 2002, Prior rule was deleted because of lack of use.

Clock Stoppage: 1947-48, The clock was stopped on every dead ball the last three minutes of the second half and of every extra period. This includes every time a goal was scored because the ball was considered dead until put into play again. (This rule was abolished in 1951.)

Closely Guarded: 1982-83, When the closely guarded five-second count was reached, it was no longer a jump-ball situation. It was a violation, and the ball was awarded to the defensive team out of bounds. 1993-94, The five-second dribbling violation when closely guarded was eliminated. 1997-98, The five-second dribbling violation when closely guarded was reinstated.

Coaching: 1910-11, No coaching was allowed during the progress of the game by anybody connected with either team. A warning was given for the first violation and a free throw was awarded after that. 1948-49, Coaches were allowed to speak to players during a timeout. 1964-65, Coaches had to remain seated on the bench except while the clock was stopped or to direct or encourage players on the court. This rule was to help keep coaches from inciting undesirable crowd reactions toward the officials. 1984-85, The coaching box was introduced, whereby a coach and all bench personnel had to remain in the 28-foot-long coaching box unless seeking information from the scorers' table. 1985-86, The head coach could stand throughout the game, while all other bench personnel had to remain seated. 1986-87, A coach could leave the confines of the bench at any time without penalty to correct a scorer's or timer's mistake. A technical foul was assessed if there was no mistake. (This penalty was changed the next year to a timeout.) Also, a television replay could be used to prevent or rectify a scorer's or timer's mistake or a malfunction of the clock. 1994-95, The fighting and suspension rules were expanded to include coaches and team personnel. 1995-96, All unsporting technical fouls charged to anyone on the bench counted toward the team foul total.

Dunk: 1967-68, The dunk was made illegal during the game and pregame warm-up. 1976-77, The dunk was made legal again but remains illegal during warm-up.

Field Goals: 1895-96, A field goal changes from three to two points, and free throws from three points to one point. 1905-06, If a player was fouled during the act of shooting, his team was automatically awarded one point and one free-throw attempt. If the original shot from the field for goal was good, it counted along with the awarded extra point and free-throw attempt. 1915-16, If a player was fouled in the act of shooting, his team was awarded two free throws regardless of whether the original field goal was made or missed. If it was made, those two points counted. 1930-31, If a player was fouled in the act of shooting, his team was awarded two free throws if the original field goal was missed. If it was made, those two points counted and only one free throw was attempted.

Fighting: 1988-89, Any squad member who participated in a fight was ejected from the game and placed on probation. If that individual participated in a second fight during the season, he was suspended for one game. A third fight involving the same person resulted in suspension for the rest of the season including championship competition. 1990-91, The fighting rule was amended. The first time any squad member or bench personnel participated in a fight, he was suspended for the team's next game. If that same person participated in a second fight, he was suspended for the rest of the season, including championship competition. 1994-95, The fighting and suspension rules were expanded to include coaches and team personnel.

Fouls: 1905-06, Personal fouls were separated into two classes: "A" for general fouls and "B" for more flagrant fouls. Class A fouls were called for delay of game, tackling the ball (touching the ball when a teammate was already touching it), kicking the ball, striking the ball, advancing the ball, hugging the ball, shooting after dribbling, tackling the opponent,

holding the opponent, pushing the opponent, or addressing the game officials. Class B fouls could lead to possible game disqualification and were called for striking the opponent, kicking the opponent, shouldering the opponent, tripping the opponent, hacking the opponent unnecessarily roughness, or using profane or abusive language. If two Class B fouls were committed by one player, he was disqualified for the rest of the game. 1910-11, Within Class B fouls, personal fouls were distinguished from the other. 1915-16, Class A fouls were changed to violations, and Class B fouls became technical and personal fouls.

Fouling Out: 1905-06, Players were disqualified upon committing their second Class "B" foul (as described in the preceding "Fouls" section). 1910-11, Players were disqualified upon committing their fourth personal foul. 1942-43, Any player who was eligible to start an extra period was allowed an extra personal foul, increasing the total so disqualification was on the fifth foul. 1944-45, Five personal fouls disqualify a player. An extra foul was not permitted in overtime games. 1991-92, Contact technical fouls counted toward the five fouls for player disqualification and toward the team fouls in reaching bonus free-throw situations.

Free Throws: 1894-95, The free-throw line was set at 20 feet. 1906-07, The free-throw line was moved from 20 to 15 feet. 1923-24, The player fouled must shoot his own free throws. Before this rule, one person usually shot all his team's free throws. 1935-36, After a made free throw, the team scored upon would put the ball in play at the end of the court where the goal had been scored. 1939-40, Teams had the choice of whether to take a free throw or take the ball out of bounds at mid-court. If two or more free throws were awarded, this option applied to the last throw. 1952-53, Teams could no longer waive free throws in favor of taking the ball out of bounds. 1952-53, The one-and-one free-throw rule was introduced, although the bonus was used only if the first shot was missed. The rule was in effect the entire game except the last three minutes, when every foul was two shots. 1954-55, The one-and-one free throw was changed so that the bonus shot was given only if the first shot was made. 1955-56, The two-shot penalty in the last three minutes of the game was eliminated. The one-and-one became in effect the entire game. 1956-57, The free-throw lane was increased from 6 feet to 12 feet. On the lineup for a free throw, the two spaces adjacent to the end line were occupied by opponents of the free thrower. In the past, one space was marked "H" for a home team player to occupy, and across the lane the first space was marked "V" for a visiting team player to stand in. 1957-58, One free throw for each common foul was taken for the first six personal fouls by one team in each half, and the one-and-one was used thereafter. 1972-73, The free throw on the first six common fouls each half by a team was eliminated. 1974-75, A player charged with a foul was no longer required to raise his hand. (In 1978, however, it was strongly recommended that a player start raising his hand again.) 1983-84, Two free throws were taken for each common foul committed within the last two minutes of the second half and the entire overtime period, if the bonus rule was in effect. (This rule was rescinded one month into the season.) 1985-86, If a shooter was fouled intentionally and the shot was missed, the penalty was two shots and possession of the ball out of bounds to the team that was fouled. 1987-88, Each intentional personal foul carried a two-shot penalty plus possession of the ball. 1990-91, Beginning with the team's 10th personal foul in a half, two free throws were awarded for each common foul, except player-control fouls. 1990-91, Three free throws were awarded when a shooter was fouled during an unsuccessful three-point try. 1991-92, Contact technical fouls counted toward the five fouls for player disqualification and toward the team fouls in reaching bonus free-throw situations. 1992-93, Unsporting technical fouls, in addition to contact technical fouls, counted toward the five fouls for player disqualification and toward the team fouls in reaching bonus free-throw situations. 1995-96, All unsporting technical fouls charged to anyone on the bench counted toward the team foul total. 2000-01, Number of players permitted on free-throw lane reduced from eight to six. 2002-03, Lane spaces closest to the free-thrower would remain unoccupied. 2007-08, During free throws, eliminated the first lane space nearest the basket on each side of the lane and used the second, third and fourth lane space on each side as an alignment for free throws.

Freshmen: 1972-73, Freshmen became eligible to play varsity basketball. This was the result of a change in the NCAA bylaws, not the basketball playing rules.

Game Officials: 1905-06, Each game had one referee, one umpire and two inspectors. The referee was the superior officer of the game and had supreme authority once the game began until it concluded. The referee's main duties were calling fouls and stopping play. The umpire could call fouls and reported to the referee. Inspectors were the referee's assistants and were stationed one at each end of the court. Inspectors had no power to make decisions but noted whether goals were made in accordance with the rules and reported such to the referee. The official scorer kept a book containing the scoring and fouls made for each player and each team. The duties of the official scorer have basically remained the same through all the years. For timekeepers, see the section on timekeepers. 1907-08, Inspector was no longer a game official position.

Goaltending/Basket Interference: 1905-06, Although not yet known as defensive goaltending, if a player touched the ball or basket when the ball was on the edge of the rim, the referee awarded one point to the shooting team. 1915-16, Defensive interference with the ball or basket while the ball was on the basket's rim resulted in one free throw attempt for the shooting team. 1922-23, Defensive interference with the ball or basket while the ball was on the basket's rim was declared a goal for the shooting team. 1944-45, Along with the ball on the rim, defensive interference by touching the ball after it had started its downward flight during an opponent's field goal attempt was declared a goal for the shooting team. 1957-58, Offensive goaltending was banned so that no player from either team could touch the ball or basket when the ball was on the basket's rim or above the cylinder. The only exception was the shooter in the original act of shooting.

Held Ball: 1930-31, A held ball could be called when a closely guarded player was withholding the ball from play for five seconds. The result was a jump ball. 1998-99, In a held-ball situation initiated by the defense, the ball would be awarded to the defensive team. Previously, possession was awarded by the direction of the possession arrow. This was rescinded the next season.

Intentional Foul: 1985-86, If a shooter was fouled intentionally and the shot was missed, the penalty was two shots and possession of the ball out of bounds to the team that was fouled. 1987-88, Each intentional personal foul carried a two-shot penalty plus possession of the ball. 1993-94, A foul would be ruled intentional if, while playing the ball, a player caused excessive contact with an opponent.

Jump Ball/Alternate Possession: 1905-06, A timeout called while the ball was in play resulted in a jump ball when play was resumed. If the ball was out-of-bounds when a timeout was called, the team in possession of the ball kept possession. 1930-31, A held ball could be called when a closely guarded player was withholding the ball from play for five seconds. The result was a jump ball. 1937-38, The center jump after every goal scored was eliminated. 1970-71, During a jump ball, a non-jumper could not change his position from the time the official was ready to make the toss until after the ball had been touched. 1974-75, During a jump ball, a non-jumper on the restraining circle could move around it after the ball had left the official's hands. 1981-82, The jump ball was used only at the beginning of the game and the start of each extra period. An alternating arrow would indicate possession in held-ball situations during the game. 1994-95, The inner circle at mid-court was eliminated.

Lines: 1894-95, The free-throw line was moved from 20 to 15 feet. 1932-33, The 10-second center (division) line was introduced to reduce stalling. 1956-57, The free-throw lane was increased from 6 feet to 12 feet. On the lineup for a free throw, the two spaces adjacent to the end line were occupied by opponents of the free-thrower. In the past, one space was marked "H" for a home team player to occupy, and across the lane the first space was marked "V" for a visiting team player to stand in. 1984-85, The coaching box was introduced, whereby a coach and all bench personnel had to remain in the 28-foot-long coaching box unless seeking information from the scorers' table. 1986-87, The three-point field goal was introduced and set at 19 feet 9 inches from the center of the basket. 1994-95, The inner circle at mid-court was eliminated.

Officials: 1908-09, A second official was added for games in an effort to curb the rough play. 1977-78, The option of a third official was allowed.

Out of Bounds: 1957-58, A ball that passed over the backboard—either front to back or back to front—was considered out of bounds.

Overtime: 1942-43, Any player who was eligible to start an extra period was allowed an extra personal foul, increasing the total so disqualification was on the fifth foul. 1944-45, An extra foul was not permitted in overtime games. 1993-94, The game clock was stopped after successful field goals in the last minute of the game and the last minute of any extra period with no substitution allowed.

Periods: 1905-06, Games were played in two 20-minute halves with a 10-minute rest time between the halves. 1951-52, Games were played in four 10-minute quarters. 1954-55, Games were changed back to being played in two 20-minute halves. 1996-97, Teams had to warm up and shoot at the end of the court farthest from their own bench for the first half. Previously, teams had the choice of baskets in the first half.

Rough Play: 1908-09, A second official was added for games in an effort to curb the rough play. 1939-40, Teams had the choice of whether to take a free throw or take the ball out of bounds at mid-court. If two or more free throws were awarded, this option applied to the last throw. 1952-53, Teams could no longer waive free throws in favor of taking the ball out of bounds. 1957-58, One free throw for each common foul was taken for the first six personal fouls by one team in each half, and the one-and-one was used thereafter. 1972-73, The free throw on the first six common fouls each half by a team was eliminated. 1973-74, Officials could now penalize players for fouls occurring away from the ball, such as grabbing, holding and setting illegal screens. 1974-75, A player charged with a foul was no longer required to raise his hand. (In 1978, however, it was strongly recommended that a player start raising his hand again.) 1983-84, Two free throws were taken for each common foul committed within the last two minutes of the second half and the entire overtime period, if the bonus rule was in effect. (This rule was rescinded one month into the season.) 1987-88, Each intentional personal foul carried a two-shot penalty plus possession of the ball. 1990-91, Beginning with the team's 10th personal foul in a half, two free throws were awarded for each common foul, except player-control fouls. 1991-92, Contact technical fouls counted toward the five fouls for player disqualification and toward the team fouls in reaching bonus free-throw situations. 1992-93, Unsporting technical fouls, in addition to contact technical fouls, counted toward the five fouls for player disqualification and toward the team fouls in reaching bonus free-throw situations. 1993-94, A foul would be ruled intentional if, while playing the ball, a player caused excessive contact with an opponent. 2000-01, Number of players permitted on free-throw lane reduced from eight to six. 2007-08, Use of courtside monitor allowed for determining whether a flagrant foul occurred or to assess the situation during a fight.

Shot Clock/Stalling: 1932-33, The 10-second center (division) line was introduced to reduce stalling. 1985-86, The 45-second clock was introduced. The team in control of the ball must now shoot for a goal within 45 seconds after it attains team control. 1991-92, The shot clock was reset when the ball struck the basket ring, not when a shot left the shooter's hands as it had been since the rule was introduced in 1986. 1993-94, The shot clock was reduced to 35 seconds from 45. The team in control of the ball must shoot for a goal within 35 seconds after it attained team control. 1993-94, The game clock was stopped after successful field goals in the last minute of the game and the last minute of any overtime period with no substitution allowed. Officials could consult courtside monitor at the end of either half or any extra period to determine: (1) if a field-goal try beat the horn; (2) whether a shot-clock violation at the end of the first half beat the horn; or, (3) whether a shot-clock violation that would determine the outcome of a game beat the horn. The officials also could use a courtside monitor to correct a timer's mistake or to determine if the game clock or shot clock expired at or near the end of a period. 2005-06, Violations when the ball had been intentionally kicked would no longer result in the reset of the shot clock to 35 seconds. When the violation occurred with 15 or fewer seconds remaining, the shot clock was reset to

15 seconds. Otherwise, when the violation occurred with more than 15 seconds remaining, there was no reset of the shot clock.

Shot in Closing Seconds: 1994-95, Scoring was restricted to a tap-in when 3/10 (3) of a second or less remained on the game clock or shot clock. 1999-2000, During the season, the rules committee made a rule that required the official to look at the courtside monitor to determine if a potential game-winning shot in the last second of the game or overtime would count. 2003-04, Officials could consult courtside monitor at the end of either half or any extra period to determine: (1) if a field-goal try beat the horn; (2) whether a shot-clock violation at the end of the first half beat the horn; or, (3) whether a shot-clock violation that would determine the outcome of a game beat the horn. The officials also could use a courtside monitor to correct a timer's mistake or to determine if the game clock or shot clock expired at or near the end of a period.

Substitution: 1920-21, A player could re-enter the game once. Before this rule, if a player left the game, he could not re-enter for the rest of the game. 1933-34, A player could re-enter the game twice. 1944-45, Unlimited substitution was introduced. 1993-94, The game clock was stopped after successful field goals in the last minute of the game and the last minute of any extra period with no substitution allowed. 2005-06, The time allowed to replace a disqualified player was reduced from 30 to 20 seconds and the warning signal was sounded five seconds before the expiration of the time limit.

Technical Fouls: 1938-39, The ball was thrown in from out of bounds at mid-court by the team shooting a free throw after a technical foul. Before, the ball was put into play with a center jump after a technical-foul free throw. 1956-57, Grasping the basket became classified as a technical foul under unsportsmanlike tactics. 1981-82, All fouls charged to bench personnel were assessed to the head coach. 1988-89, Any squad member who participated in a fight was ejected from the game and was placed on probation. If that player participated in a second fight during the season, he was suspended for one game. A third fight involving the same person resulted in suspension for the rest of the season including championship competition. 1990-91, The fighting rule was amended. The first time any squad member or bench personnel participated in a fight, he was suspended for the team's next game. If that same person participated in a second fight, he was suspended for the rest of the season, including championship competition. 1991-92, Contact technical fouls counted toward the five fouls for player disqualification and toward the team fouls in reaching bonus free-throw situations. 1992-93, Unsportsmanlike fouls, in addition to contact technical fouls, counted toward the five fouls for player disqualification and toward the team fouls in reaching bonus free-throw situations. 1993-94, The rule concerning the use of profanity was expanded to include abusive and obscene language in an effort to curtail verbal misconduct by players and coaches. 1994-95, The fighting and suspension rules were expanded to include coaches and team personnel. 2000-01, technical fouls divided into direct (two-shot penalty) and indirect (one-shot penalty) with ball returned to point of interruption. 2001-02, Both direct and indirect technical fouls penalized by two shots and return to point of interruption.

Television Replay: 1986-87, A coach could leave the confines of the bench at any time without penalty to correct a scorer's or timer's mistake. A technical foul was assessed if there was no mistake. (This was changed the next year to a timeout.) Also, a television replay could be used to prevent or rectify a scorer's or timer's mistake or a malfunction of the clock. 1999-00, Officials must consult courtside television monitors, when available, to judge whether a game-deciding last-second shot in the second half or any extra period counts. (This was passed during season.) 2001-02, Officials could check an official courtside monitor to determine if a try was a three- or two-point attempt, regardless of whether the

try was successful. 2003-04, Officials could consult courtside monitor at the end of either half or any extra period to determine: (1) if a field-goal try beat the horn; (2) whether a shot-clock violation at the end of the first half beat the horn; or, (3) whether a shot-clock violation that would determine the outcome of a game beat the horn. The officials also could use a courtside monitor to correct a timer's mistake or to determine if the game clock or shot clock expired at or near the end of a period. 2005-06, Expanding on the rule from two seasons before, officials who consult a courtside monitor at the end of either half or any extra period could correct the official game time if needed and/or determine whether a foul was committed before time expired. Officials could also consult a courtside monitor any time during the game to correct a timer's mistake. 2007-08, Use of courtside monitor allowed for determining whether a flagrant foul occurred or to assess the situation during a fight.

Three Seconds: 1932-33, No player could stand in the free-throw lane with the ball more than three seconds. 1935-36, No offensive player could remain in the free-throw lane, with or without the ball, for more than three seconds. 1944-45, It became a violation for an offensive player to remain in the free-throw lane more than three seconds.

Three-Point Shot: 1980-81, Conferences began experimenting with the three-point field-goal at different distances. 1986-87, The three-point field goal was introduced nationally and set at 19 feet 9 inches from the center of the basket. 1990-91, Three free throws were awarded when a shooter was fouled during an unsuccessful three-point try. 2008-09, The three-point line will be extended to 20 feet, 9 inches.

Time Stoppage: 1905-06, Time stopped only when ordered by the referee. It did not stop for dead-ball situations such as free throws or when the ball was out-of-bounds. 1924-25, Time stopped when ordered by the referee for injuries, substitutions, two-shot fouls and timeouts requested by the team captain. The clock kept running at all other times including dead-ball situations, such as out-of-bounds.

Timekeepers: 1905-06, One timekeeper was appointed by the home team. The visiting team could appoint an assistant timekeeper if it chose to. 1924-25, Two timekeepers were used, one from each team, and shared a watch placed on a table so both could see it. The timekeepers kept track of all the incidents that time was out and added that to the game time. The timekeepers indicated when time expired by using a gong, pistol or whistle.

Timeouts: 1924-25, Only team captains could call for a timeout. Each team had three timeouts per game. 1948-49, Coaches were allowed to speak to players during a timeout. 1995-96, Teams were allowed one 20-second timeout per half. This was an experimental rule in the 1994-95 season. 1996-97, In games not involving commercial electronic media, teams were entitled to four full-length timeouts and two 20-second timeouts per game. In games involving commercial electronic media, teams were entitled to two full-length timeouts and three 20-second timeouts per game. 1997-98, Timeout requests could be made by a player on the court or by the head coach. 1999-00, Twenty-second timeouts increased to 30 seconds in length. New electronic-media timeout format adopted. 2006-07, A timeout would not be recognized when an airborne player's momentum carried him either out-of-bounds or into the backcourt.

Traveling: 1900-01, A dribbler could not shoot for a field goal and could dribble only once, and then with two hands. 1908-09, A dribbler was permitted to shoot. The dribble was defined as the "continuous passage of the ball," making the double dribble illegal. 1921-22, Running with the ball changes from a foul to a violation.

Uniforms: 1957-58, On uniforms, the use of the single digit numbers one and two and any digit greater than five was prohibited. 1999-00, Uniform numbers one and two were permitted.

Basketball Rules Committee Secretary-Rules Editor Roster

Name	Affiliation	Years
Oswald Tower	non-NCAA	1939-59
John Bunn	Colorado St.	1960-67
Ed Steitz	Springfield	1967-91
Henry Nichols	Villanova	1992-96
Ed Bilik	Springfield	1997-present

Division I Basketball Rules Committee Chair Roster

Name	Affiliation	Years
H.H. Salmon Jr.	Princeton	1939-40
Floyd Rowe	non-NCAA	1941
James W. St. Clair	SMU	1942-44
E.J. Hickox	non-NCAA	1945, 1947
H.G. Olsen	Ohio St.	1946
George Edwards	Missouri	1948-51
Bruce Drake	Oklahoma	1952-55
Paul Hinkle	Butler	1956-59
H.E. Foster	Wisconsin	1960-65
Polk Robison	Texas Tech	1966
Norvall Neve	Atlantic Coast, Missouri Valley Conferences	1967-75
Richard Wilson	Amherst	1976
John Carpenter	Rider	1977-78

Name	Affiliation	Years
Jack Thurnblad	Carleton	1979-80
C.M. Newton	Alabama, Southeastern Conference	1981-85
James Dutcher	Minnesota	1986
Jerry Krause	Eastern Wash.	1987
Richard Sauers	Albany (N.Y.)	1988
Gene Bartow	UAB	1989-93
George Raveling	Southern California	1994-96
Larry Keating Jr.	Seton Hall	1997
Herb Kenny	Wesleyan (Conn.)	1998
Reggie Minton	Air Force	1999-2000
Roy Williams	Kansas	2001
Art Hyland	Big East Conference	2002-03
Willis Wilson	Rice	2004
Perry Watson	Detroit	2005
Larry Keating Jr.	Kansas	2006-07

Basketball Rules Committee Roster

Name	Affiliation	Years
Phog Allen	Kansas	1939-41
William Anderson	Lafayette	1951-54
Lewis Andreas	Syracuse	1946-49
Tom Apke	Creighton, Colorado	1979-84
Tim Autry	South Carolina St.	1998-2002
Joe Baker	Wis-La Crosse	2003-05
Ralph Barkey	Sonoma St.	1996
Sam Barry	Southern California	1946-48
Justin Barry	Southern California	1949-51

Name	Affiliation	Years	Name	Affiliation	Years
Gene Bartow	Memphis, Illinois, UCLA, UAB	1974-78, 88-93	Ray Meyer	DePaul	1979-82
Mike Brey	Notre Dame	2008-present	Joey Meyer	DePaul	1993-95
Steve Belko	Oregon	1966-69	Douglas Mills	Illinois	1947-53
John Bennington	St. Louis, Michigan St.	1960-65	Reggie Minton	Air Force	1997-2000
Bill Berry	San Jose St.	1988-90	Mike Montgomery	Stanford	1997-2000
Ed Bilik	Springfield	1968-69, 72-78, 96-2002	Steve Moore	Wooster	2007-present
Hoyt Brawner	Denver	1960-66	Gerald Myers	Texas Tech	1986-92
Charlie Brock	Springfield	2003-07	Norvall Neve	Atlantic Coast, Missouri Valley Conferences	1967-75
Clint Bryant	Augusta St.	1996-99	C.M. Newton	Alabama, Southeastern Conference	1981-85
Tom Bryant	Centre	1996-98	Henry Nichols	Villanova	1992-96
John Bunn	Stanford, Springfield, Colorado St.	1939-40, 54-67	Thomas Niland Jr.	Le Moyne	1985-91
Clarence Burch	Lycoming	1979-82	Kenneth Norton	Manhattan	1955-59
Jim Burson	Muskingum	1987-92	Tom O'Connor	George Mason	1998-2003
L.C. Butler	Colorado St.	1951-53	Dave Odom	Wake Forest	2001-04
E.M. Cameron	Duke	1956-61	H.G. Olsen	Ohio St.	1940-46
John Carpenter	Rider	1973-78	Ray Oosting	Trinity (Conn.)	1946-49, 51, 58-62
Don Casey	Temple	1979-82	James Padgett	California, Nevada	1972-74
Dale Clayton	Carson-Newman	2003-07	Curtis Parker	Centenary (La.)	1939-41
Gary Colson	New Mexico, California	1986-92	Ted Paulauskas	St. Anselm	1997-99
Robert Corn	Mo. Southern St.	2008-present	Richard H. Perry	UC Riverside	1992
Forrest Cox	Colorado	1940-44	Vadal Peterson	Utah	1945-48
Joe Dean Jr.	Birmingham So.	2003-07	Mac Petty	Wabash	1987-92
Sumner A. Dole	Connecticut	1939-41	Digger Phelps	Notre Dame	1988-91
Ed Douma	Hillsdale	2001-04	Jerry Pimm	Utah	1979-84
Bruce Drake	Oklahoma	1947-55	Lonnie Porter	Regis (Colo.)	2004-present
Fran Dunphy	Penn.	2004-06	Clarence Price	California	1952-54
James Dutcher	Minnesota	1983-86	Skip Prosser	Wake Forest	2004-07
W.H.H. Dye	Washington	1955-59	Jack Ramsay	St. Joseph's	1966-67
C.S. Edmundson	Washington	1941-45	George Raveling	Southern California	1993-96
George Edwards	Missouri	1942-51	Lonn Reisman	Tarleton St.	2000-03
Fred Enke	Arizona	1957-61	Polk Robison	Texas Tech	1962-66
Wesley E. Fesler	Wesleyan (Conn.)	1944	Paul Rundell	San Fran. St.	1980-81
Dan Fitzgerald	Gonzaga	1996-97	Adolph Rupp	Kentucky	1962-66
H.E. Foster	Wisconsin	1958-66	Andy Russo	Florida Tech, Lynn	1997-2000
Clarence Gaines	Winston-Salem	1992-93	H.H. Salmon Jr.	Princeton	1939-40
Jayson Gee	Charleston (W.V.)	2001-03	Richard Sauers	Albany (N.Y.)	1983-87
Pete Gillen	Xavier	1993-97	William Scanlon	Union (N.Y.)	1989-94
Jack Gray	Texas	1951-52	Norman Shepard	Davidson	1942-47
Hugh Greer	Connecticut	1963	J. Dallas Shirley	Southern Conference	1984-87
Jim Gudger	Tex. A&M-Commerce	1976, 78	Dean Smith	North Carolina	1967-69, 72-73
Dick Hack	Medaille	2006-present	James W. St. Clair	SMU	1939-44
Richard Harter	Penn.	1972	Floyd Stahl	Ohio St.	1956-57, 60-61
Rick Hartzell	UNI	2008-present	Ed Steitz	Springfield	1959-91
Clem Haskins	Minnesota	1992-96	Norm Stewart	Missouri	1985-91
E.O. "Doc" Hayes	SMU	1967-69	Kenneth Stibler	Biscayne	1978-84
R.E. Henderson	Baylor	1953-56	Eddie Sutton	Arkansas	1980-85
Paul Hinkle	Butler	1954-59	H. Jamison Swarts	Penn.	1941-45
Howard Hobson	Yale	1952-55	A.K. Tebell	Virginia	1948-52
Ron Holmes	McMurry	1999-2002	Bob Thomason	Pacific	2004-present
Art Hyland	Big East Conference	1998-2003	John M. Thompson	N.C. Wesleyan	2008-present
Henry Iba	Oklahoma St.	1952-54, 67-69	John Thompson III	Princeton	2003-04
Clarence Iba	Tulsa	1956-59	Jack Thurnblad	Carleton	1975-80
George Ireland	Loyola (Ill.)	1963-66	Alvin J. Van Wie	Wooster	1981-86
Calvin Irvin	N.C. A&T	1979	Bob Vanatta	Sunshine State Conference	1994-95
Brad Jackson	Western Wash.	2004-present	Kevin Vande Streek	Calvin	2003-06
Bill Jones	North Ala.	1985-91	M. Edward Wagner	California Collegiate Athletic Association	1976-79
Larry Keating, Jr.	Seton Hall, Kansas	1994-97; 2003-07	Russell Walseth	Colorado	1972-75, 77-78
Herb Kenny	Wesleyan (Conn.)	1993-98	Perry Watson	Detroit	2002-05
William Knapton	Beloit	1981-86	Stanley Watts	BYU	1954-57
Jack Kraft	Villanova	1968-69	Clifford Wells	Tulane	1953-56
Jerry Krause	Eastern Wash. St.	1976-78, 83-87	Don White	Connecticut	1945
Mike Kryzyewski	Duke	1991	Phillip Witherspoon	Buffalo	2006-present
John Kundla	Minnesota	1968-69, 72-74	Vining William	Ouachita Baptist	1977
Eugene Lambert	Arkansas	1945-49	James Williams	Colorado St.	1972-78
Dale Lash	Springfield	1942-43	Roy Williams	Kansas	1997-2000
Debora Lazorki	Marietta	1999-2002	Floyd Wilson	Harvard	1964-69
Harry Litwack	Temple	1960-65	Richard Wilson	Amherst	1972-75
Bobby Lutz	Charlotte	2007-present	Willis Wilson	Rice	2001-04
Edward P. Markey	St. Michael's	1992-95	Willard A. Witte	Wyoming	1939
Jack Martin	Lamar	1974-79	John Wooden	UCLA	1961-64
Rollie Massimino	UNLV	1993-95	Ned Wulk	Arizona St.	1968-69
Arthur McAfee	Morehouse	1975-80	Jim Zalacca	New Paltz St., Potsdam St.	1999-2002
Walter "Doc" Meanwell	Wisconsin	1939			
Gene Mehaffey	Ohio Wesleyan	1993-98			
Bill Menefee	Baylor	1972-73			

Division I Basketball Firsts

The First Time...

Playing rules were published:

January 1892 in the Springfield College school newspaper, *The Triangle*.

A game was played:

January 20, 1892, at the Training School of the International YMCA College, now known as Springfield College in Massachusetts.

A game was played in public:

March 11, 1892, at Springfield College. A crowd of 200 saw the students defeat the teachers, 5-1.

A full schedule of games was played by a college:

1894, when the University of Chicago compiled a 6-1 season record.

A game between two colleges was played:

February 9, 1895, when the Minnesota School of Agriculture defeated Hamline, 9-3. Nine players were allowed on the court at the same time for both teams.

A game between two colleges was played with five players on each team:

January 16, 1896, when Chicago defeated Iowa, 15-12, in Iowa City. Iowa's starting lineup was composed of a YMCA team that just happened to be university students.

A game between two true college teams with five players on a team was played:

1897, when Yale defeated Penn, 32-10.

A conference season was played:

1901-02 by the East League, known today as the Ivy Group.

A conference tournament was played:

1921 by the Southern Conference. Kentucky was the winner.

A consensus all-America team was selected:

1929. Members were Charley Hyatt, Pittsburgh; Joe Schaaf, Penn; Charles Murphy, Purdue; Vern Corbin, California; Thomas Churchill, Oklahoma; and John Thompson, Montana State.

A game was filmed for a newsreel:

February 20, 1931, St. John's (N.Y.) against Carnegie Mellon.

The National Invitation Tournament was played:

1938, when Temple was the winner.

A college game was televised:

February 28, 1940, when Pittsburgh defeated Fordham, 50-37, at Madison Square Garden in New York City. In the second game, New York University defeated Georgetown, 50-27. The games were broadcast on New York station W2XBS.

The three-point shot was used experimentally in a game:

February 7, 1945, Columbia defeated Fordham, 73-58. The three-point line was set at 21 feet from the basket and Columbia scored 11 "long goals" to Fordham's nine. Also, free-throwers had an option to take their shots from the regular 15-foot distance for one point or from 21 feet for two points. Eight "long fouls" were made during the game.

The 12-foot free-throw lane was used experimentally in a game:

February 7, 1945, Columbia defeated Fordham, 73-58 in the same game as mentioned above. The free-throw lane was widened from 6 feet to 12 feet for this game and the rule was adopted 11 years later.

An Associated Press poll was published:

1949, when St. Louis was ranked No. 1. By the end of the season, Kentucky had taken over the top spot.

All the games of a conference tournament were televised:

1979, the Sun Belt on ESPN.

The RPI was released to the public:

February 1, 2006, when the Rating Percentage Index (RPI) appeared on the NCAA Web site.

NCAA Tournament Firsts

The first game:

March 17, 1939, when Villanova defeated Brown, 42-30, in Philadelphia.

The first championship game:

March 27, 1939, when Oregon defeated Ohio State, 46-33, in Evanston, Illinois.

The first NCAA tournament MOP:

1939, Jimmy Hull of Ohio State was named the tournament's Most Outstanding Player.

The first player to score 30 points or more in a tournament game:

1941, George Glamack of North Carolina scored 31 points against Dartmouth in a regional third-place game.

The first time two teams from the same conference played in the NCAA tournament:

1944, when Iowa State and Missouri, both of the Big Six, played in the Western regional.

The first freshman named NCAA tournament MOP:

1944, Arnie Ferrin of Utah.

The first two-time NCAA tournament MOP:

1946, Bob Kurland of Oklahoma State was MOP in 1945 and 1946.

The first time four teams advanced to the final site:

1946 (North Carolina, Ohio State, Oklahoma State and California).

The first championship game televised:

1946, locally in New York City by WCBS-TV. Oklahoma State defeated North Carolina, 43-40. An estimated 500,000 watched the game on television.

The first player to dunk:

March 26 1946, when Bob Kurland, the 7-foot center for Oklahoma State, threw down two dunks late in the game to help preserve a 43-40 victory over North Carolina in the championship game.

The first repeat champion:

1946, Oklahoma State followed its 1945 championship with a title in 1946.

The first player to score 30 points or more in a Final Four game:

1947, George Kaftan of Holy Cross scored 30 points against CCNY in the national semifinal game.

The first school to win the NCAA championship in its home town:

1950, CCNY won the title in New York.

The first NCAA championship team to have an integrated roster of white and black players:

1950, CCNY's squad was the first integrated championship team, starting three black players

The first time conference champions qualified automatically:

1951.

The first time a team entered the tournament undefeated:

1951, Columbia at 21-0. The Lions lost to Illinois in the first round, 79-71.

The first time a conference tournament champion qualified automatically for the NCAA tournament instead of the regular-season champion:

1952, North Carolina State finished second in the Southern Conference but won the conference postseason tournament.

The first time there were four regional sites:

1952.

The first time games were televised regionally:

1952.

The first NCAA tournament MOP not to play on the national championship team:

1953, B.H. Born of Kansas.

The first player to score 40 points or more in a tournament game:

1952, Clyde Lovellette of Kansas scored 44 points against St. Louis in the regional final game.

The first player to score 40 points or more in a Final Four game:

1953, Bob Houbregs of Washington scored 42 points against LSU in the national third-place game.

The first time a Final Four was played on Friday and Saturday:

1954.

The first tournament championship game televised nationally:

1954, for a broadcast rights fee of \$7,500.

The first time an undefeated team won the NCAA championship:

1956, when San Francisco went 29-0.

The first player to score 50 points or more in a tournament game:

1958, Oscar Robertson of Cincinnati scored 56 points against Arkansas in the regional third-place game.

The first time two teams from the same state played in the NCAA title game:

1961, when Cincinnati defeated Ohio State, 70-65, in overtime.

The first football Heisman Trophy winner to play in the Final Four:

1963, Terry Baker of Oregon State.

The first player to score 50 points or more in a Final Four game:

1965, Bill Bradley of Princeton scored 58 points against Wichita State in the national third-place game.

The first championship team to start five African-Americans:

1966, UTEP with Harry Flournoy, David Lattin, Bobby Joe Hill, Orsten Artis and Willie Worsley.

The first three-time NCAA tournament MOP:

1969, Lew Alcindor of UCLA was MOP in 1967, 1968 and 1969.

The first time the Final Four was played on Thursday and Saturday:

1969.

The first time the Final Four was played on Saturday and Monday:

1973.

The first NCAA title game televised during prime time:

1973, UCLA's win over Memphis was televised by NBC.

The first time television rights totaled more than \$1 million:

1973.

The first public draw for Final Four tickets:

1973 for the 1974 championship.

The first time teams other than the conference champion could be chosen at large from the same conference:

1975.

The first reference to the term "Final Four":

1975 Official Collegiate Basketball Guide, page 5 in national preview-review section written by Ed Chay of the Cleveland Plain Dealer. Chay wrote, "Outspoken Al McGuire of Marquette, whose team was one of the final four in Greensboro, was among several coaches who said it was good for college basketball that UCLA was finally beaten."

The first time two African-American coaches played each other in a tournament game:

March 13, 1976, when Fred Snowden's Arizona Wildcats defeated John Thompson's Georgetown Hoyas, 83-76, in a first round game.

The first time two teams from the same conference played in the Final Four title game:

March 29, 1976, when Indiana defeated Michigan, 86-68. Both teams were Big Ten members.

The first player to play for two teams in the Final Four championship game:

1978, Bob Bender with Indiana in 1976 and Duke in 1978.

The first time the seeding process was used to align teams in the bracket:

1978.

The first reference to term "Final Four" was capitalized:

1978 Official Collegiate Basketball Guide (page 7, first line).

The first time all teams were seeded in the bracket:

1979.

The first public lottery for Final Four tickets:

1979.

The first time more than two teams from the same conference were allowed in the NCAA tournament:

1980.

The first time none of the No. 1 seeds in the NCAA tournament advanced to the Final Four:

1980.

The first time the Rating Percentage Index (RPI), a computer ranking system, was used as an aid in evaluating teams for at-large selections and seeding:

1981.

The first time two No. 1 seeds in the NCAA tournament advanced to the Final Four:

1981.

The first time a Final Four logo was produced that was specific to the site of the championship game:

1981, when the final game was played in Philadelphia and the logo included the Liberty Bell.

The first live television broadcast of the selection show announcing the NCAA tournament bracket:

1982.

The first time CBS was awarded the television rights for the NCAA tournament:

1982.

The first TV announcer to use "March Madness" in referring the tournament:

1982, Brent Musburger of CBS Sports.

The first African-American to coach a team into the Final Four:

1982, John Thompson of Georgetown.

The first time a men's and women's team from the same school advanced to the Final Four in the same year:

1983, when both Georgia teams lost in the national semifinals.

The first time awards were presented to all participating teams in the NCAA championship tournament:

1984.

The first African-American to coach a team to the NCAA basketball championship:

1984, John Thompson of Georgetown.

The first time 64 teams participated in the NCAA tournament:

1985.

The first unranked team to win the championship:

1985, Villanova.

The first double-digit seed to reach the Final Four:

1986, LSU as an 11-seed.

The first coach to win the NCAA title in his first year as a head coach:

Steve Fisher of Michigan in 1989.

The first time 65 teams participated in the NCAA tournament:

2001.

The first time two persons of color faced each other as coaches in a Final Four game:

March 30, 2002, when Mike Davis' Indiana Hoosiers defeated Kelvin Sampson's Oklahoma Sooners, 73-64, in a national semifinal game.

The first time three teams from the same conference advanced to the Final Four:

1985, when Georgetown, St. John's (New York) and Villanova represented the Big East.

The first time all 64 NCAA tournament teams were subject to drug testing:

1987.

The first time neutral courts were used in all rounds of the NCAA tournament:

1989.

The first time all the Nos. 1 and 2 seeds in the NCAA tournament advanced to the Sweet Sixteen:

1989.

The first time a bearded coach advanced to the Final Four:

1989, P.J. Carlesimo of Seton Hall.

The first No. 15-seed to defeat a No. 2-seed:

1991, Richmond over Syracuse, 73-69.

The first time a minimum facility seating capacity of 12,000 for first and second rounds and regionals was established:

1993.

The first time three No. 1 seeds in the NCAA tournament advanced to the Final Four:

1993.

The first time two former Final Four most outstanding players returned to the Final Four:

1995, when North Carolina's Donald Williams (1993) and Arkansas' Corliss Williamson (1994) returned to the Final Four.

The First School...

To play in both the NIT and the NCAA tournaments in the same year:

Duquesne in 1940

To win 30 games in a season:

Wyoming went 31-2 in 1943.

To win a football bowl game and the NCAA tournament title in the same academic year:

Oklahoma State won the Cotton Bowl and the NCAA championship in 1944-45.

To be ranked No. 1 in the final regular-season poll and go on to win the NCAA championship:

Kentucky ended the 1949 regular season ranked No. 1 and proceeded to win its second NCAA title.

To win the NCAA tournament and the NIT in the same year:

CCNY won both tournaments in 1950.

To play for the national championship in both football and basketball in the same academic year:

Oklahoma lost in both the Orange Bowl and the Final Four title game in 1987-88.

To be ranked No. 1 in the men's and women's polls:

Connecticut's men's and women's basketball programs were ranked No. 1 in their respective top-25 polls February 13, 1995.

To be voted the national champion in football and win the NCAA basketball tournament in the same academic year:

Florida in 2006-07

The First Coach...

Who also happened to be the inventor of the game:

Dr. James Naismith invented the game in December 1891 at Springfield College in Massachusetts.

To have won the NCAA tournament at his alma mater:

Howard Hobson of Oregon in 1939.

To lead his team to a finish among the final four teams in the nation in his first season as a head coach:

Bruce Drake of Oklahoma in 1939.

To take two different teams to the NCAA tournament:

Ben Carnevale—North Carolina in 1946 and Navy in 1947.

To lead his alma mater into the NCAA tournament after having played in the tournament:

Elmer Gross played for Penn State in the 1942 NCAA tournament and later coached them in the 1952 tournament.

To lead a school other than his alma mater into the NCAA tournament after having played in the tournament:

Doyle Parrack played for Oklahoma State in the 1945 NCAA tournament and later coached Oklahoma City in the 1952 tournament.

To be recognized as national coach of the year:

Phil Woolpert of San Francisco was named the 1955 coach of the year by United Press International.

To take two different teams to the Final Four:

Forddy Anderson and Frank McGuire. Anderson—Bradley in 1950 and Michigan State in 1957; McGuire—St. John's (New York) in 1952 and North Carolina in 1957.

To take two different schools to the NCAA championship game:

Frank McGuire in 1957 with North Carolina after St. John's (New York) in 1952.

To take three different teams to the NCAA tournament:

Eddie Hickey—Creighton in 1941 (first year), Saint Louis in 1952 and Marquette in 1959.

To have won the NCAA championship his first year at a school:

Ed Jucker at Cincinnati in 1961.

Who was African-American to coach at a Division I school:

Will Robinson at Illinois State in the 1971-72 season.

To win the NCAA championship after playing for an NCAA championship team:

Bob Knight coached Indiana to the championship in 1976 after playing for the 1960 Ohio State champions.

To take four different teams to the NCAA tournament:

Eddie Sutton—Creighton in 1974 (first year), Arkansas in 1977, Kentucky in 1986 and Oklahoma State in 1991.

To take a school to the Final Four in four different decades:

Dean Smith took North Carolina to the Final Four 11 times from 1967 to 1997.

To take three different teams to the Final Four:

Rick Pitino—Providence in 1987, Kentucky in 1993 and Louisville in 2005.

The First Player...

To score 1,000 points in his career:

Christian Steinmetz of Wisconsin in 1903-05.

To be named consensus all-American three times:

John Wooden of Purdue from 1930-32.

To popularize the jump shot:

John Cooper of Missouri in 1932-34, Hank Luisetti of Stanford in 1936-38 and Kenny Sailors of Wyoming in 1941-43 and 1946.

To score 50 points in one game:

Hank Luisetti of Stanford, who scored 50 in a win over Duquesne, January 1, 1938.

To dribble behind his back:

Bob Davies, an all-American from Seton Hall, is believed to be one of the first innovators of the behind-the-back dribble around 1941 and was photographed doing so.

To dunk in a game:

Bob Kurland, the 7-foot center for Oklahoma State, in 1946. His first dunk was disallowed, although his subsequent dunks were allowed.

Who was African-American to be named to the consensus all-America team:

Don Barksdale of UCLA in 1947.

Who was African-American to play on the U.S. Olympic team:

Don Barksdale of UCLA in 1948.

To score 2,000 points in his career:

Jim Lacy of Loyola (Md.) scored 2,154 points from 1946-49.

To lead the nation in scoring during the regular season and play for the NCAA championship team in the same year:

Clyde Lovellette of Kansas in 1952.

To grab 50 rebounds in one game:

Bill Chambers of William and Mary brought down 51 boards against Virginia on February 14, 1953.

To grab 700 rebounds in a season:

Walt Dukes of Seton Hall brought down 734 boards during the 1953 season.

To score 100 points in a game:

Frank Selvy of Furman scored 100 points in a 149-95 victory over Newberry on February 13, 1954, in Greenville, South Carolina.

To score 1,000 points in a single season:

Frank Selvy of Furman scored 1,209 during the 1954 season.

To average 40 points a game for a season:

Frank Selvy of Furman averaged 41.7 points a game during the 1954 season.

To average 30 points a game for a career:

Frank Selvy of Furman averaged 32.5 points a game from 1952-54.

To achieve 2,000 points and 2,000 rebounds in his career:

Tom Gola of La Salle scored 2,462 points and pulled down 2,201 rebounds from 1952-55.

Recognized as the national player of the year:

Tom Gola of La Salle was named the 1955 player of the year by United Press International.

To average more than 20 points and 20 rebounds per game during his career:

Bill Russell of San Francisco from 1954-56. He averaged 20.7 points and 20.3 rebounds.

To score 3,000 points in his career:

Pete Maravich of LSU scored 3,667 points from 1968-70.

To average 40 points a game for a career:

Pete Maravich of LSU averaged 44.2 points a game from 1968-70.

To score a three-point field goal (not counting the Columbia-Fordham game in 1945):

Ronnie Carr of Western Carolina drilled a 23-footer against Middle Tennessee State at 7:06 p.m. on November 29, 1980. The three-pointer was used as an experiment by several conferences until the rule was adopted nationally for the 1986-87 season.

To be named consensus all-American his freshman season:

Wayman Tisdale of Oklahoma in 1983.

To lead the nation in scoring and rebounding in the same season:


Xavier McDaniel of Wichita State in 1985.

To make 400 three-point field goals in his career:

Doug Day of Radford hit 401 three-pointers from 1990-93.

To be named national player-of-the-year his freshman season:

Kevin Durant of Texas in 2007.



Conferences

2007 Division I Conference	
Standings	288
Division I Conference Champions	
Season By Season.....	290
Division I Conference Alignment	
History	303
Division I Alignment History	307
2007 Division II Conference	
Standings	308
2007 Division III Conference	
Standings	310



2007 Division I Conference Standings

AMERICA EAST CONFERENCE

	Conference			Full Season		
	W	L	Pct.	W	L	Pct.
Vermont.....	15	1	.938	25	8	.758
Albany (N.Y.) #.....	13	3	.813	23	10	.697
Boston U.....	8	8	.500	12	18	.400
Maine.....	7	9	.438	12	18	.400
UMBC.....	7	9	.438	12	19	.387
Binghamton.....	6	10	.375	13	16	.448
Hartford.....	6	10	.375	13	18	.419
New Hampshire.....	6	10	.375	10	20	.333
Stony Brook.....	4	12	.250	9	20	.310

ATLANTIC COAST CONFERENCE

	Conference			Full Season		
	W	L	Pct.	W	L	Pct.
North Carolina #.....	11	5	.688	31	7	.816
Virginia.....	11	5	.688	21	11	.656
Virginia Tech.....	10	6	.625	22	12	.647
Boston College.....	10	6	.625	21	12	.636
Maryland.....	10	6	.625	25	9	.735
Georgia Tech.....	8	8	.500	20	12	.625
Duke.....	8	8	.500	22	11	.667
Clemson.....	7	9	.438	25	11	.694
Florida St.....	7	9	.438	22	13	.629
North Carolina St.....	5	11	.313	20	16	.556
Wake Forest.....	5	11	.313	15	16	.484
Miami (Fla.).....	4	12	.250	12	20	.375

ATLANTIC SUN CONFERENCE

	Conference			Full Season		
	W	L	Pct.	W	L	Pct.
East Tenn. St.....	16	2	.889	24	10	.706
Belmont #.....	14	4	.778	23	10	.697
Jacksonville.....	11	7	.611	15	14	.517
Lipscomb.....	11	7	.611	18	13	.581
Kennesaw St.^.....	9	9	.500	14	18	.438
Mercer.....	8	10	.444	13	17	.433
Campbell.....	7	11	.389	14	17	.452
Gardner-Webb.....	7	11	.389	9	21	.300
Stetson.....	6	12	.333	11	20	.355
North Fla.^.....	1	17	.056	3	26	.103

ATLANTIC 10 CONFERENCE

	Conference			Full Season		
	W	L	Pct.	W	L	Pct.
Massachusetts.....	13	3	.813	24	9	.727
Xavier.....	13	3	.813	25	9	.735
George Washington #.....	11	5	.688	23	9	.719
Fordham.....	10	6	.625	18	12	.600
Rhode Island.....	10	6	.625	19	14	.576
St. Joseph's.....	9	7	.563	18	14	.563
Dayton.....	8	8	.500	19	12	.613
St. Louis.....	8	8	.500	20	13	.606
Charlotte.....	7	9	.438	14	16	.467
Duquesne.....	6	10	.375	10	19	.345
Temple.....	6	10	.375	12	18	.400
Richmond.....	4	12	.250	8	22	.267
St. Bonaventure.....	4	12	.250	7	22	.241
La Salle.....	3	13	.188	10	20	.333

BIG EAST CONFERENCE

	Conference			Full Season		
	W	L	Pct.	W	L	Pct.
Georgetown #.....	13	3	.813	30	7	.811
Louisville.....	12	4	.750	24	10	.706
Pittsburgh.....	12	4	.750	28	9	.757
Notre Dame.....	11	5	.688	24	8	.750
Syracuse.....	10	6	.625	24	11	.686
Marquette.....	10	6	.625	24	10	.706
West Virginia.....	9	7	.563	27	9	.750
DePaul.....	9	7	.563	20	14	.588
Villanova.....	9	7	.563	22	11	.667
Providence.....	8	8	.500	18	13	.581
St. John's (N.Y.).....	7	9	.438	16	15	.516
Connecticut.....	6	10	.375	17	14	.548
Seton Hall.....	4	12	.250	13	16	.448
South Fla.....	3	13	.188	12	18	.400
Rutgers.....	3	13	.188	10	19	.345
Cincinnati.....	2	14	.125	11	19	.367

BIG SKY CONFERENCE

	Conference			Full Season		
	W	L	Pct.	W	L	Pct.
Weber St. #.....	11	5	.688	20	12	.625
Northern Ariz.....	11	5	.688	18	12	.600
Montana.....	10	6	.625	17	15	.531
Portland St.....	9	7	.563	19	13	.594
Montana St.....	8	8	.500	11	19	.367
Idaho St.....	8	8	.500	13	17	.433
Eastern Wash.....	8	8	.500	15	14	.517
Sacramento St.....	5	11	.313	10	19	.345
Northern Colo.^.....	2	14	.125	4	24	.143

BIG SOUTH CONFERENCE

	Conference			Full Season		
	W	L	Pct.	W	L	Pct.
Winthrop #.....	14	0	1.000	29	5	.853
High Point.....	11	3	.786	22	10	.688
Liberty.....	8	6	.571	14	17	.452
Concord Caro.....	7	7	.500	15	15	.500
UNC Asheville.....	6	8	.429	12	19	.387
VMI.....	5	9	.357	14	19	.424
Radford.....	3	11	.214	8	22	.267
Charleston So.....	2	12	.143	8	22	.267

BIG TEN CONFERENCE

	Conference			Full Season		
	W	L	Pct.	W	L	Pct.
Ohio St. #.....	15	1	.938	35	4	.897
Wisconsin.....	13	3	.813	30	6	.833
Indiana.....	10	6	.625	21	11	.656
Illinois.....	9	7	.563	23	12	.657
Purdue.....	9	7	.563	22	12	.647
Iowa.....	9	7	.563	17	14	.548
Michigan St.....	8	8	.500	23	12	.657
Michigan.....	8	8	.500	22	13	.629
Minnesota.....	3	13	.188	9	22	.290
Northwestern.....	2	14	.125	13	18	.419
Penn St.....	2	14	.125	11	19	.367

BIG 12 CONFERENCE

	Conference			Full Season		
	W	L	Pct.	W	L	Pct.
Kansas #.....	14	2	.875	33	5	.868
Texas A&M.....	13	3	.813	27	7	.794
Texas.....	12	4	.750	25	10	.714
Kansas St.....	10	6	.625	23	12	.657
Texas Tech.....	9	7	.563	21	13	.618
Missouri.....	7	9	.438	18	12	.600
Oklahoma St.....	6	10	.375	22	13	.629
Iowa St.....	6	10	.375	15	16	.484
Oklahoma.....	6	10	.375	16	15	.516
Nebraska.....	6	10	.375	17	14	.548
Baylor.....	4	12	.250	15	16	.484
Colorado.....	3	13	.188	7	20	.259

BIG WEST CONFERENCE

	Conference			Full Season		
	W	L	Pct.	W	L	Pct.
Long Beach St. #.....	12	2	.857	24	8	.750
Cal St. Fullerton.....	9	5	.643	20	10	.667
Cal Poly.....	9	5	.643	19	11	.633
UC Santa Barbara.....	9	5	.643	18	11	.621
UC Irvine.....	6	8	.429	15	18	.455
Cal St. Northridge.....	5	9	.357	14	17	.452
Pacific.....	5	9	.357	12	19	.387
UC Riverside.....	1	13	.071	7	24	.226

COLONIAL ATHLETIC ASSOCIATION

	Conference			Full Season		
	W	L	Pct.	W	L	Pct.
VCU #.....	16	2	.889	28	7	.800
Old Dominion.....	15	3	.833	24	9	.727
Hofstra.....	14	4	.778	22	10	.688
Drexel.....	13	5	.722	23	9	.719
George Mason.....	9	9	.500	18	15	.545
Northeastern.....	9	9	.500	13	19	.406
William & Mary.....	8	10	.444	15	15	.500
Towson.....	8	10	.444	15	17	.469
Georgia St.....	5	13	.278	11	20	.355
UNC Wilmington.....	4	14	.222	7	22	.241
James Madison.....	4	14	.222	7	23	.233
Delaware.....	3	15	.167	5	26	.161

CONFERENCE USA

	Conference			Full Season		
	W	L	Pct.	W	L	Pct.
Memphis #.....	16	0	1.000	32	5	.865
UCF.....	11	5	.688	22	9	.710
Houston.....	10	6	.625	18	15	.545
Tulane.....	9	7	.563	17	13	.567
Tulsa.....	9	7	.563	20	11	.645
Southern Miss.....	9	7	.563	20	11	.645
Rice.....	8	8	.500	16	16	.500
Marshall.....	7	9	.438	13	19	.406
UAB.....	7	9	.438	15	16	.484
UTEP.....	6	10	.375	14	17	.452
SMU.....	3	13	.188	14	17	.452
East Caro.....	1	15	.063	6	24	.200

HORIZON LEAGUE

	Conference			Full Season		
	W	L	Pct.	W	L	Pct.
Wright St. #.....	13	3	.813	23	10	.697
Butler.....	13	3	.813	29	7	.806
Loyola (Ill.).....	10	6	.625	21	11	.656
Green Bay.....	7	9	.438	18	15	.545
Youngstown St.....	7	9	.438	14	17	.452
Ill.-Chicago.....	7	9	.438	14	18	.438
Milwaukee.....	6	10	.375	9	22	.290
Detroit.....	6	10	.375	11	19	.367
Cleveland St.....	3	13	.188	10	21	.323

IVY GROUP

	Conference			Full Season		
	W	L	Pct.	W	L	Pct.
Penn.....	13	1	.929	22	9	.710
Yale.....	10	4	.714	14	13	.519
Cornell.....	9	5	.643	16	12	.571
Columbia.....	7	7	.500	16	12	.571
Brown.....	6	8	.429	11	18	.379
Harvard.....	5	9	.357	12	16	.429
Dartmouth.....	4	10	.286	9	18	.333
Princeton.....	2	12	.1			

MID-CONTINENT CONFERENCE

	Conference			Full Season		
	W	L	Pct.	W	L	Pct.
Oral Roberts #.....	12	2	.857	23	11	.676
Oakland.....	10	4	.714	19	14	.576
Valparaiso.....	9	5	.643	16	15	.516
IUPUI.....	7	7	.500	15	15	.500
Southern Utah.....	6	8	.429	16	14	.533
UMKC.....	6	8	.429	12	20	.375
Centenary (La.).....	3	11	.214	10	21	.323
Western Ill.	3	11	.214	7	23	.233

MID-EASTERN ATHLETIC CONFERENCE

	Conference			Full Season		
	W	L	Pct.	W	L	Pct.
Delaware St.	16	2	.889	21	12	.636
Florida A&M #.....	12	6	.667	21	14	.600
Hampton.....	10	8	.556	15	16	.484
N.C. A&T.....	10	8	.556	15	17	.469
South Carolina St.	10	8	.556	13	17	.433
Morgan St.	10	8	.556	13	18	.419
Norfolk St.	10	8	.556	11	19	.367
Coppin St.	9	9	.500	12	20	.375
Bethune-Cookman....	6	12	.333	9	21	.300
Howard.....	5	13	.278	9	22	.290
Md.-East. Shore.....	1	17	.056	4	27	.129

MISSOURI VALLEY CONFERENCE

	Conference			Full Season		
	W	L	Pct.	W	L	Pct.
Southern Ill.	15	3	.833	29	7	.806
Creighton #.....	13	5	.722	22	11	.667
Missouri St.	12	6	.667	22	11	.667
Bradley.....	10	8	.556	22	13	.629
UNI.....	9	9	.500	18	13	.581
Wichita St.	8	10	.444	17	14	.548
Drake.....	6	12	.333	17	15	.531
Illinois St.	6	12	.333	15	16	.484
Evansville.....	6	12	.333	14	17	.452
Indiana St.	5	13	.278	13	18	.419

MOUNTAIN WEST CONFERENCE

	Conference			Full Season		
	W	L	Pct.	W	L	Pct.
BYU.....	13	3	.813	25	9	.735
UNLV #.....	12	4	.750	30	7	.811
Air Force.....	10	6	.625	26	9	.743
San Diego St.	10	6	.625	22	11	.667
Wyoming.....	7	9	.438	17	15	.531
Colorado St.	6	10	.375	17	13	.567
Utah.....	6	10	.375	11	19	.367
New Mexico.....	4	12	.250	15	17	.469
TCU.....	4	12	.250	13	17	.433

NORTHEAST CONFERENCE

	Conference			Full Season		
	W	L	Pct.	W	L	Pct.
Central Conn. St. #.....	16	2	.889	22	12	.647
Sacred Heart.....	12	6	.667	18	14	.563
Quinnipiac.....	11	7	.611	14	15	.483
Robert Morris.....	9	9	.500	17	11	.607
Fairleigh Dickinson....	9	9	.500	14	16	.467
Mt. St. Mary's.....	9	9	.500	11	20	.355
Wagner.....	8	10	.444	11	19	.367
Monmouth.....	7	11	.389	12	18	.400
St. Francis (N.Y.).....	7	11	.389	9	22	.290
Long Island.....	6	12	.333	10	19	.345
St. Francis (Pa.).....	5	13	.278	8	21	.276

OHIO VALLEY CONFERENCE

	Conference			Full Season		
	W	L	Pct.	W	L	Pct.
Austin Peay.....	16	4	.800	21	12	.636
Eastern Ky. #.....	13	7	.650	21	12	.636
Tennessee Tech.....	13	7	.650	19	13	.594
Murray St.	13	7	.650	16	14	.533
Samford.....	12	8	.600	16	16	.500
Southeast Mo. St.	9	11	.450	11	20	.355
Morehead St.	8	12	.400	12	18	.400
Tennessee St.	8	12	.400	12	20	.375
Jacksonville St.	7	13	.350	9	21	.300
Eastern Ill.	6	14	.300	10	20	.333
Tenn.-Martin.....	5	15	.250	8	23	.258

PACIFIC-10 CONFERENCE

	Conference			Full Season		
	W	L	Pct.	W	L	Pct.
UCLA.....	15	3	.833	30	6	.833
Washington St.	13	5	.722	26	8	.765
Oregon #.....	11	7	.611	29	8	.784
Arizona.....	11	7	.611	20	11	.645
Southern California....	11	7	.611	25	12	.676
Stanford.....	10	8	.556	18	13	.581
Washington.....	8	10	.444	19	13	.594
California.....	6	12	.333	16	17	.485
Oregon St.	3	15	.167	11	21	.344
Arizona St.	2	16	.111	8	22	.267

PATRIOT LEAGUE

	Conference			Full Season		
	W	L	Pct.	W	L	Pct.
Holy Cross #.....	13	1	.929	25	9	.735
Bucknell.....	13	1	.929	22	9	.710
Lehigh.....	7	7	.500	12	19	.387
American.....	7	7	.500	16	14	.533
Colgate.....	5	9	.357	10	19	.345
Army.....	4	10	.286	15	16	.484
Navy.....	4	10	.286	14	16	.467
Lafayette.....	3	11	.214	9	21	.300

SOUTHEASTERN CONFERENCE

	Conference			Full Season		
	W	L	Pct.	W	L	Pct.
Florida #.....	13	3	.813	35	5	.875
Vanderbilt.....	10	6	.625	22	12	.647
Tennessee.....	10	6	.625	24	11	.686
Kentucky.....	9	7	.563	22	12	.647
Georgia.....	8	8	.500	19	14	.576
South Carolina.....	4	12	.250	14	16	.467

Western Division						
	W	L	Pct.	W	L	Pct.
Mississippi St.	8	8	.500	21	14	.600
Mississippi.....	8	8	.500	21	13	.618
Arkansas.....	7	9	.438	21	14	.600
Auburn.....	7	9	.438	17	15	.531
Alabama.....	7	9	.438	20	12	.625
LSU.....	5	11	.313	17	15	.531

SOUTHERN CONFERENCE

	Conference			Full Season		
	W	L	Pct.	W	L	Pct.
North Division						
Appalachian St.	15	3	.833	25	8	.758
UNC Greensboro.....	12	6	.667	16	14	.533
Western Caro.	7	11	.389	11	20	.355
Chattanooga.....	6	12	.333	15	18	.455
Elon.....	5	13	.278	7	23	.233

South Division						
	W	L	Pct.	W	L	Pct.
Davidson #.....	17	1	.944	29	5	.853
Col. of Charleston....	13	5	.722	22	11	.667
Furman.....	8	10	.444	15	16	.484
Ga. Southern.....	7	11	.389	15	16	.484
Wofford.....	5	13	.278	10	20	.333
Citadel.....	4	14	.222	7	23	.233

SOUTHLAND CONFERENCE

	Conference			Full Season		
	W	L	Pct.	W	L	Pct.
Northwestern St.	10	6	.625	17	15	.531
McNeese St.	9	7	.563	15	17	.469
Southeastern La.	8	8	.500	16	14	.533
Lamar.....	8	8	.500	15	17	.469
Nicholls St.	7	9	.438	8	22	.267
Central Ark.^.....	4	12	.250	10	20	.333

West Division						
	W	L	Pct.	W	L	Pct.
A&M Corpus Christi #..	14	2	.875	26	7	.788
Sam Houston St.	13	3	.813	21	10	.677
Stephen F. Austin.....	8	8	.500	15	14	.517
Texas-Arlington.....	8	8	.500	13	17	.433
Texas St.	4	12	.250	9	20	.310
UTSA.....	3	13	.188	7	22	.241

SOUTHWESTERN ATHLETIC CONFERENCE

	Conference			Full Season		
	W	L	Pct.	W	L	Pct.
Mississippi Val.	13	5	.722	18	16	.529
Jackson St. #.....	12	6	.667	21	14	.600
Grambling.....	10	8	.556	12	14	.462
Alcorn St.	10	8	.556	11	19	.367
Texas Southern.....	9	9	.500	14	17	.452
Ark.-Pine Bluff.....	9	9	.500	12	19	.387
Southern U.	9	9	.500	10	21	.323
Alabama St.	8	10	.444	10	20	.333
Prairie View.....	6	12	.333	8	22	.267
Alabama A&M.....	4	14	.222	10	20	.333

SUN BELT CONFERENCE

	Conference			Full Season		
	W	L	Pct.	W	L	Pct.
Eastern Division						
South Ala.	13	5	.722	20	12	.625
Western Ky.	12	6	.667	22	11	.667
Fla. Atlantic.....	10	8	.556	16	15	.516
Middle Tenn.	8	10	.444	15	17	.469
Troy.....	8	10	.444	13	17	.433
Florida Int'l.....	7	11	.389	12	17	.414

Western Division						
	W	L	Pct.	W	L	Pct.
Arkansas St.	11	7	.611	18	15	.545
La.-Monroe.....	11	7	.611	18	14	.563
North Texas #.....	10	8	.556	23	11	.676
New Orleans.....	9	9	.500	14	17	.452
Ark.-Little Rock.....	8	10	.444	13	17	.433
La.-Lafayette.....	7	11	.389	9	21	.300
Denver.....	3	15	.167	4	25	.138

WEST COAST CONFERENCE

	Conference			Full Season		
	W	L	Pct.	W	L	Pct.
Gonzaga #.....	11	3	.786	23	11	.676
Santa Clara.....	10	4	.714	21	10	.677
St. Mary's (Cal.).....	8	6	.571	17		

Division I Conference Champions Season-By-Season

Regular-season and conference tournament champions; No. refers to the number of teams in the conference or tournament.

AMERICA EAST CONFERENCE

Season	No.	Regular Season
1980	10	Boston U./Northeastern
1981	9	Northeastern
1982	9	Northeastern
1983	9	Boston U./New Hampshire
1984	8	Northeastern
1985	9	Northeastern/Canisius
1986	10	Northeastern
1987	10	Northeastern
1988	10	Siena
1989	10	Siena
1990	7	Northeastern
1991	6	Northeastern
1992	8	Delaware
1993	8	Drexel/Northeastern
1994	8	Drexel
1995	9	Drexel
1996	10	Drexel
1997	10	Boston U.
1998	10	Delaware/Boston U.
1999	10	Delaware/Drexel
2000	10	Hofstra
2001	10	Hofstra
2002	9	Boston U./Vermont
2003	9	Boston U.
2004	10	Boston U.
2005	10	Vermont
2006	9	Albany (N.Y.)
2007	9	Vermont

Season	No.	Conference Tournament
1980	8	Holy Cross
1981	6	Northeastern
1982	6	Northeastern
1983	9	Boston U.
1984	8	Northeastern
1985	9	Northeastern
1986	10	Northeastern
1987	10	Northeastern
1988	10	Boston U.
1989	10	Boston U.
1990	7	Siena
1991	6	Boston U.
1992	8	Northeastern
1993	8	Delaware
1994	8	Delaware
1995	9	Drexel
1996	10	Drexel
1997	10	Drexel
1998	10	Boston U.
1999	10	Delaware
2000	10	Hofstra
2001	10	Hofstra
2002	8	Boston U.
2003	8	Vermont
2004	10	Vermont
2005	10	Vermont
2006	9	Albany (N.Y.)
2007	9	Albany (N.Y.)

AMERICAN SOUTH CONFERENCE

Season	No.	Regular Season
1988	6	Louisiana Tech/New Orleans
1989	6	New Orleans
1990	6	Louisiana Tech/New Orleans
1991	7	New Orleans/Arkansas St.

Season	No.	Conference Tournament
1988	6	Louisiana Tech
1989	6	Louisiana Tech
1990	6	New Orleans
1991	7	Louisiana Tech

AMERICAN WEST CONFERENCE

Season	No.	Regular Season
1995	4	Southern Utah
1996	4	Cal Poly

Season	No.	Conference Tournament
1995	4	Southern Utah
1996	4	Southern Utah

ATLANTIC COAST CONFERENCE

Season	No.	Regular Season
1954	8	Duke
1955	8	North Carolina St.
1956	8	North Carolina St./North Carolina
1957	8	North Carolina
1958	8	Duke
1959	8	North Carolina St./North Carolina
1960	8	North Carolina
1961	8	North Carolina
1962	8	Wake Forest
1963	8	Duke
1964	8	Duke
1965	8	Duke
1966	8	Duke
1967	8	North Carolina
1968	8	North Carolina
1969	8	North Carolina
1970	8	South Carolina
1971	8	North Carolina
1972	7	North Carolina
1973	7	North Carolina St.
1974	7	North Carolina St.
1975	7	Maryland
1976	7	North Carolina
1977	7	North Carolina
1978	7	North Carolina
1979	7	Duke/North Carolina
1980	8	Maryland
1981	8	Virginia
1982	8	North Carolina/Virginia
1983	8	North Carolina/Virginia
1984	8	North Carolina
1985	8	Georgia Tech/North Carolina/ North Carolina St.

1986	8	Duke
1987	8	North Carolina
1988	8	North Carolina
1989	8	North Carolina St.
1990	8	Clemson
1991	8	Duke
1992	9	Duke
1993	9	North Carolina
1994	9	Duke
1995	9	Maryland/North Carolina/ Virginia/Wake Forest
1996	9	Georgia Tech
1997	9	Duke
1998	9	Duke
1999	9	Duke
2000	9	Duke
2001	9	Duke/North Carolina
2002	9	Maryland
2003	9	Wake Forest
2004	9	Duke
2005	11	North Carolina
2006	12	Duke
2007	12	North Carolina/Virginia

Season	No.	Conference Tournament
1954	8	North Carolina St.
1955	8	North Carolina St.
1956	8	North Carolina St.
1957	8	North Carolina
1958	8	Maryland
1959	8	North Carolina St.
1960	8	Duke
1961	7	Wake Forest
1962	8	Wake Forest
1963	8	Duke
1964	8	Duke
1965	8	North Carolina St.
1966	8	Duke
1967	8	North Carolina
1968	8	North Carolina
1969	8	North Carolina
1970	8	North Carolina St.
1971	8	South Carolina
1972	7	North Carolina
1973	7	North Carolina St.
1974	7	North Carolina St.
1975	7	North Carolina
1976	7	Virginia
1977	7	North Carolina
1978	7	Duke
1979	7	North Carolina
1980	8	Duke
1981	8	North Carolina

ATLANTIC SUN CONFERENCE

Season	No.	Conference Tournament
1982	8	North Carolina
1983	8	North Carolina St.
1984	8	Maryland
1985	8	Georgia Tech
1986	8	Duke
1987	8	North Carolina St.
1988	8	Duke
1989	8	North Carolina
1990	8	Georgia Tech
1991	7	North Carolina
1992	9	Duke
1993	9	Georgia Tech
1994	9	North Carolina
1995	9	Wake Forest
1996	9	Wake Forest
1997	9	North Carolina
1998	9	North Carolina
1999	9	Duke
2000	9	Duke
2001	9	Duke
2002	9	Duke
2003	9	Duke
2004	9	Maryland
2005	11	Duke
2006	12	Duke
2007	12	North Carolina

ATLANTIC SUN CONFERENCE

Season	No.	Regular Season
1979	8	La.-Monroe
1980	7	La.-Monroe
1981	9	Houston Baptist
1982	9	Ark.-Little Rock
1983	8	Ark.-Little Rock
1984	8	Houston Baptist
1985	8	Ga. Southern
1986	8	Ark.-Little Rock
1987	10	Ark.-Little Rock
1988	10	Ark.-Little Rock/Ga. Southern
1989	10	Ga. Southern
1990	9	Centenary (La.)
1991	8	UTSA
1992	8	Ga. Southern
1993	7	Florida Int'l
1994	10	Col. of Charleston
1995	11	Col. of Charleston
1996	12	Col. of Charleston (East)/Samford (West)/Southeastern La. (West)
1997	12	Col. of Charleston (East)/Samford (West)
1998	12	Col. of Charleston (East)/Georgia St. (West)
1999	11	Samford
2000	10	Georgia St./Troy
2001	10	Georgia
2002	11	Georgia St./Troy
2003	12	Belmont (North)/Mercer (South)/Troy (South)
2004	11	Troy
2005	11	UCF/Gardner-Webb
2006	11	Lipscomb/Belmont
2007	8	East Tenn. St.

Season	No.	Conference Tournament
1979	6	La.-Monroe
1980	7	Centenary (La.)
1981	9	Mercer
1982	7	La.-Monroe
1983	8	Ga. Southern
1984	8	Houston Baptist
1985	8	Mercer
1986	8	Ark.-Little Rock
1987	8	Ga. Southern
1988	8	UTSA
1989	8	Ark.-Little Rock
1990	8	Ark.-Little Rock
1991	8	Georgia St.
1992	8	Ga. Southern
1993	8	DNP
1994	8	UCF
1995	8	Florida Int'l
1996	8	UCF
1997	8	Col. of Charleston
1998	8	Col. of Charleston
1999	8	Samford

Season	No.	Conference Tournament
2000	10Samford
2001	10Georgia St.
2002	8Fla. Atlantic
2003	8Troy
2004	8UCF
2005	8UCF
2006	8Belmont
2007	8Belmont

ATLANTIC 10 CONFERENCE

Season	No.	Regular Season
1977	8Rutgers (Eastern)/West Virginia (Western)/Penn St. (Western)
1978	8Rutgers/Villanova
1979	8Villanova
1980	8Villanova/Duquesne/Rutgers
1981	8Rhode Island/Duquesne
1982	8West Virginia
1983	10Rutgers (Eastern)/St. Bonaventure (Western)/West Virginia (Western)
1984	10Temple
1985	10West Virginia
1986	10St. Joseph's
1987	10Temple
1988	10Temple
1989	10West Virginia
1990	10Temple
1991	10Rutgers
1992	9Massachusetts
1993	8Massachusetts
1994	9Massachusetts
1995	9Massachusetts
1996	12Massachusetts (East)/George Washington (West)/Virginia Tech (West)
1997	12St. Joseph's (East)/Xavier (West)
1998	12Temple (East)/Xavier (West)/George Washington (West)/Dayton (West)
1999	12Temple (East)/George Washington (West)
2000	12Temple (East)/Dayton (West)
2001	11St. Joseph's
2002	12Temple (East)/St. Joseph's (East)/Xavier (West)
2003	12St. Joseph's (East)/Xavier (West)
2004	12St. Joseph's (East)/Dayton (West)
2005	12St. Joseph's (East)/George Washington (West)
2006	14George Washington
2007	14Massachusetts/Xavier

Season	No.	Conference Tournament
1977	8Duquesne
1978	8Villanova
1979	8Rutgers
1980	8Villanova
1981	8Pittsburgh
1982	8Pittsburgh
1983	10West Virginia
1984	10West Virginia
1985	10Temple
1986	10St. Joseph's
1987	10Temple
1988	10Temple
1989	10Rutgers
1990	10Temple
1991	10Penn St.
1992	9Massachusetts
1993	8Massachusetts
1994	9Massachusetts
1995	9Massachusetts
1996	12Massachusetts
1997	12St. Joseph's
1998	12Xavier
1999	12Rhode Island
2000	12Temple
2001	11Temple
2002	12Xavier
2003	11Dayton
2004	12Xavier
2005	12George Washington
2006	12Xavier
2007	12George Washington

BIG EAST CONFERENCE

Season	No.	Regular Season
1980	7Syracuse/Georgetown/St. John's (N.Y.)
1981	8Boston College
1982	8Villanova
1983	9Boston College/Villanova/St. John's (N.Y.)
1984	9Georgetown
1985	9St. John's (N.Y.)
1986	9St. John's (N.Y.)/Syracuse
1987	9Syracuse/Georgetown/Pittsburgh
1988	9Pittsburgh
1989	9Georgetown
1990	9Connecticut/Syracuse
1991	9Syracuse
1992	10Seton Hall/Georgetown/St. John's (N.Y.)
1993	10Seton Hall
1994	10Connecticut
1995	10Connecticut
1996	13Georgetown (Big East 7)/Connecticut (Big East 6)
1997	13Georgetown (Big East 7)/Villanova (Big East 6)/Boston College (Big East 6)
1998	13Syracuse (Big East 7)/Connecticut (Big East 6)
1999	13Connecticut
2000	13Syracuse/Miami (Fla.)
2001	14Boston College (East)/Notre Dame (West)
2002	14Connecticut (East)/Pittsburgh (West)
2003	14Boston College (East)/Connecticut (East)/Pittsburgh (West)/Syracuse (West)
2004	14Pittsburgh
2005	12Boston College/Connecticut
2006	16Connecticut/Villanova
2007	16Georgetown

Season	No.	Conference Tournament
1980	7Georgetown
1981	8Syracuse
1982	8Georgetown
1983	9St. John's (N.Y.)
1984	9Georgetown
1985	9Georgetown
1986	9St. John's (N.Y.)
1987	9Georgetown
1988	9Syracuse
1989	9Georgetown
1990	9Connecticut
1991	9Seton Hall
1992	10Syracuse
1993	10Seton Hall
1994	10Providence
1995	10Villanova
1996	13Connecticut
1997	13Boston College
1998	13Connecticut
1999	13Connecticut
2000	13St. John's (N.Y.)
2001	12Boston College
2002	12Connecticut
2003	12Pittsburgh
2004	12Connecticut
2005	11Syracuse
2006	12Syracuse
2007	12Georgetown

BIG EIGHT CONFERENCE

(Note: The Big Eight and Missouri Valley conferences share the same history from 1908-28.)

Season	No.	Regular Season
1908	6Kansas
1909	6Kansas
1910	6Kansas
1911	5Kansas
1912	6Nebraska/Kansas
1913	6Nebraska
1914	7Kansas/Nebraska
1915	7Kansas
1916	7Nebraska
1917	7Kansas St.
1918	7Missouri
1919	8Kansas St.
1920	8Missouri

Season	No.	Regular Season
1921	9Missouri
1922	9Missouri/Kansas
1923	9Kansas
1924	9Kansas
1925	9Kansas
1926	10Kansas
1927	10Kansas
1928	10Oklahoma
1929	6Oklahoma
1930	6Missouri
1931	6Kansas
1932	6Kansas
1933	6Kansas
1934	6Kansas
1935	6Iowa St.
1936	6Kansas
1937	6Kansas/Nebraska
1938	6Kansas
1939	6Missouri/Oklahoma
1940	6Kansas/Missouri/Oklahoma
1941	6Iowa St./Kansas
1942	6Kansas/Oklahoma
1943	6Kansas
1944	6Iowa St./Oklahoma
1945	6Iowa St.
1946	6Kansas
1947	6Oklahoma
1948	7Kansas St.
1949	7Nebraska/Oklahoma
1950	7Kansas/Kansas St./Nebraska
1951	7Kansas St.
1952	7Kansas
1953	7Kansas
1954	7Kansas/Colorado
1955	7Colorado
1956	7Kansas St.
1957	7Kansas
1958	7Kansas St.
1959	8Kansas St.
1960	8Kansas/Kansas St.
1961	8Kansas St.
1962	8Colorado
1963	8Colorado/Kansas St.
1964	8Kansas St.
1965	8Oklahoma St.
1966	8Kansas
1967	8Kansas
1968	8Kansas St.
1969	8Colorado
1970	8Kansas St.
1971	8Kansas
1972	8Kansas St.
1973	8Kansas St.
1974	8Kansas
1975	8Kansas
1976	8Missouri
1977	8Kansas St.
1978	8Kansas
1979	8Oklahoma
1980	8Missouri
1981	8Missouri
1982	8Missouri
1983	8Missouri
1984	8Oklahoma
1985	8Oklahoma
1986	8Kansas
1987	8Missouri
1988	8Oklahoma
1989	8Oklahoma
1990	8Missouri
1991	8Oklahoma St./Kansas
1992	8Kansas
1993	8Kansas
1994	8Missouri
1995	8Kansas
1996	8Kansas
1977	8Kansas St.
1978	8Missouri
1979	8Oklahoma
1980	8Kansas St.
1981	8Kansas
1982	8Missouri
1983	8Oklahoma St.
1984	8Kansas
1985	8Oklahoma
1986	8Kansas
1987	8Missouri
1988	8Oklahoma

Season	No.	Conference Tournament
1989	8	Missouri
1990	8	Oklahoma
1991	8	Missouri
1992	8	Kansas
1993	8	Missouri
1994	8	Nebraska
1995	8	Oklahoma St.
1996	8	Iowa St.

BIG SKY CONFERENCE

Season	No.	Regular Season
1964	6	Montana St.
1965	6	Weber St.
1966	6	Weber St./Gonzaga
1967	6	Gonzaga/Montana St.
1968	6	Weber St.
1969	6	Weber St.
1970	6	Weber St.
1971	6	Weber St.
1972	8	Weber St.
1973	8	Weber St.
1974	8	Idaho St./Montana
1975	8	Montana
1976	8	Boise St./Weber St./Idaho St.
1977	8	Idaho St.
1978	8	Montana
1979	8	Weber St.
1980	8	Weber St.
1981	8	Idaho
1982	8	Idaho
1983	8	Weber St./Nevada
1984	8	Weber St.
1985	8	Nevada
1986	8	Northern Ariz./Montana
1987	8	Montana St.
1988	9	Boise St.
1989	9	Boise St./Idaho
1990	9	Idaho
1991	9	Montana
1992	9	Montana
1993	8	Idaho
1994	8	Weber St./Idaho St.
1995	8	Montana/Weber St.
1996	8	Montana St.
1997	9	Northern Ariz.
1998	9	Northern Ariz.
1999	9	Weber St.
2000	9	Montana/Eastern Wash.
2001	9	Cal St. Northridge
2002	8	Montana St.
2003	8	Weber St.
2004	8	Eastern Wash.
2005	8	Portland St.
2006	8	Northern Ariz.
2007	8	Northern Ariz./Weber St.

Season	No.	Conference Tournament
1976	8	Boise St.
1977	8	Idaho St.
1978	8	Weber St.
1979	8	Weber St.
1980	8	Weber St.
1981	8	Idaho
1982	8	Idaho
1983	8	Weber St.
1984	8	Nevada
1985	8	Nevada
1986	7	Montana St.
1987	8	Idaho St.
1988	9	Boise St.
1989	9	Idaho
1990	9	Idaho
1991	9	Montana
1992	6	Montana
1993	6	Boise St.
1994	6	Boise St.
1995	6	Weber St.
1996	6	Montana St.
1997	6	Montana
1998	6	Northern Ariz.
1999	6	Weber St.
2000	6	Northern Ariz.
2001	6	Cal St. Northridge
2002	6	Montana
2003	6	Weber St.
2004	6	Eastern Wash.
2005	6	Montana
2006	6	Montana
2007	6	Weber St.

BIG SOUTH CONFERENCE

Season	No.	Regular Season
1986	8	Charleston So.
1987	8	Charleston So.
1988	7	Coastal Caro.
1989	7	Coastal Caro.
1990	7	Coastal Caro.
1991	8	Coastal Caro.
1992	8	Radford
1993	9	Towson
1994	10	Towson
1995	9	UNC Greensboro
1996	9	UNC Greensboro
1997	8	Liberty/UNC Asheville
1998	7	UNC Asheville
1999	6	Winthrop
2000	8	Radford
2001	8	Radford
2002	8	Winthrop/UNC Asheville
2003	8	Winthrop
2004	9	Birmingham So./Liberty
2005	9	Winthrop
2006	9	Winthrop
2007	8	Winthrop

Season	No.	Conference Tournament
1986	8	Charleston So.
1987	8	Charleston So.
1988	7	Winthrop
1989	7	UNC Asheville
1990	7	Coastal Caro.
1991	8	Coastal Caro.
1992	8	Campbell
1993	9	Coastal Caro.
1994	8	Liberty
1995	8	Charleston So.
1996	8	UNC Greensboro
1997	8	Charleston So.
1998	7	Radford
1999	6	Winthrop
2000	6	Winthrop
2001	6	Winthrop
2002	8	Winthrop
2003	8	UNC Asheville
2004	8	Liberty
2005	8	Winthrop
2006	8	Winthrop
2007	8	Winthrop

BIG TEN CONFERENCE

Season	No.	Regular Season
1906	6	Minnesota
1907	5	Chicago/Minnesota/Wisconsin
1908	5	Chicago/Wisconsin
1909	8	Chicago
1910	8	Chicago
1911	8	Purdue/Minnesota
1912	8	Purdue/Wisconsin
1913	9	Wisconsin
1914	9	Wisconsin
1915	9	Illinois
1916	9	Wisconsin
1917	9	Minnesota/Illinois
1918	10	Wisconsin
1919	10	Minnesota
1920	10	Chicago
1921	10	Michigan/Wisconsin/Purdue
1922	10	Purdue
1923	10	Iowa/Wisconsin
1924	10	Wisconsin/Illinois/Chicago
1925	10	Ohio St.
1926	10	Purdue/Indiana/Michigan/Iowa
1927	10	Michigan
1928	10	Indiana/Purdue
1929	10	Wisconsin/Michigan
1930	10	Purdue
1931	10	Northwestern
1932	10	Purdue
1933	10	Northwestern/Ohio St.
1934	10	Purdue
1935	10	Purdue/Illinois/Wisconsin
1936	10	Indiana/Purdue
1937	10	Minnesota/Illinois
1938	10	Purdue
1939	10	Ohio St.
1940	10	Purdue
1941	10	Wisconsin
1942	10	Illinois
1943	10	Illinois
1944	10	Ohio St.

Season	No.	Regular Season
1945	10	Iowa
1946	10	Ohio St.
1947	9	Wisconsin
1948	9	Michigan
1949	9	Illinois
1950	9	Ohio St.
1951	10	Illinois
1952	10	Illinois
1953	10	Indiana
1954	10	Indiana
1955	10	Iowa
1956	10	Iowa
1957	10	Indiana/Michigan St.
1958	10	Indiana
1959	10	Michigan St.
1960	10	Ohio St.
1961	10	Ohio St.
1962	10	Ohio St.
1963	10	Ohio St./Illinois
1964	10	Michigan/Ohio St.
1965	10	Michigan
1966	10	Michigan
1967	10	Indiana/Michigan St.
1968	10	Ohio St./Iowa
1969	10	Purdue
1970	10	Iowa
1971	10	Ohio St.
1972	10	Minnesota
1973	10	Indiana
1974	10	Indiana/Michigan
1975	10	Indiana
1976	10	Indiana
1977	10	Michigan
1978	10	Michigan St.
1979	10	Michigan St./Purdue/Iowa
1980	10	Indiana
1981	10	Indiana
1982	10	Minnesota
1983	10	Indiana
1984	10	Illinois/Purdue
1985	10	Michigan
1986	10	Michigan
1987	10	Indiana/Purdue
1988	10	Purdue
1989	10	Indiana
1990	10	Michigan St.
1991	10	Ohio St./Indiana
1992	10	Ohio St.
1993	11	Indiana
1994	11	Purdue
1995	11	Purdue
1996	11	Purdue
1997	11	Minnesota
1998	11	Michigan St./Illinois
1999	11	Michigan St.
2000	11	Michigan St./Ohio St.
2001	11	Michigan St./Illinois
2002	11	Illinois/Ohio St./Indiana/Wisconsin
2003	11	Wisconsin
2004	11	Illinois
2005	11	Illinois
2006	11	Ohio St.
2007	11	Ohio St.

Season	No.	Conference Tournament
1998	11	Michigan
1999	11	Michigan St.
2000	11	Michigan St.
2001	11	Iowa
2002	11	Ohio St.
2003	11	Illinois
2004	11	Wisconsin
2005	11	Illinois
2006	11	Iowa
2007	11	Ohio St.

Season	No.	Conference Tournament
1998	11	Michigan
1999	11	Michigan St.
2000	11	Michigan St.
2001	11	Iowa
2002	11	Ohio St.
2003	11	Illinois
2004	11	Wisconsin
2005	11	Illinois
2006	11	Iowa
2007	11	Ohio St.

BIG 12 CONFERENCE

Season	No.	Regular Season
1997	12	Kansas
1998	12	Kansas
1999	12	Texas
2000	12	Iowa St.
2001	12	Iowa St.
2002	12	Kansas
2003	12	Kansas
2004	12	Oklahoma St.
2005	12	Oklahoma/Kansas
2006	12	Texas/Kansas
2007	12	Kansas

Season	No.	Conference Tournament
1997	12	Kansas
1998	12	Kansas
1999	12	Kansas
2000	12	Iowa St.
2001	12	Oklahoma
2002	12	Oklahoma
2003	12	Oklahoma
2004	11	Oklahoma St.
2005	12	Oklahoma St.
2006	12	Kansas
2007	12	Kansas

BIG WEST CONFERENCE

Season	No.	Regular Season
1970	6	Long Beach St.
1971	6	Long Beach St.
1972	7	Long Beach St.
1973	7	Long Beach St.
1974	7	Long Beach St.
1975	6	Long Beach St.
1976	6	Long Beach St./Cal St. Fullerton
1977	7	Long Beach St./San Diego St.
1978	8	Fresno St./San Diego St.
1979	8	Pacific
1980	8	Utah St.
1981	8	Fresno St.
1982	8	Fresno St.
1983	9	UNLV
1984	10	UNLV
1985	10	UNLV
1986	10	UNLV
1987	10	UNLV
1988	10	UNLV
1989	10	UNLV
1990	10	UNLV
1991	10	UNLV
1992	10	UNLV
1993	10	New Mexico St.
1994	10	New Mexico St.
1995	10	Utah St.
1996	10	Long Beach St.
1997	12	Nevada (Eastern)/New Mexico St. (Eastern)/Utah St. (Eastern)/Pacific (Western)
1998	12	Utah St. (Eastern)/Pacific (Western)
1999	12	Boise St. (Eastern)/New Mexico St. (Eastern)/UC Santa Barb. (Western)
2000	12	Utah St. (Eastern)/Long Beach St. (Western)
2001	9	UC Irvine
2002	10	Utah St./UC Irvine
2003	10	UC Santa Barb.
2004	10	Utah St./Pacific
2005	10	Pacific
2006	8	Pacific
2007	8	Long Beach St.

Season	No.	Conference Tournament
1976	4	San Diego St.
1977	7	Long Beach St.
1978	7	Cal St. Fullerton
1979	8	Pacific
1980	7	San Jose St.
1981	7	Fresno St.
1982	7	Fresno St.
1983	8	UNLV
1984	8	Fresno St.
1985	8	UNLV
1986	8	UNLV
1987	8	UNLV
1988	10	Utah St.
1989	10	UNLV
1990	10	UNLV
1991	8	UNLV
1992	8	New Mexico St.
1993	8	Long Beach St.
1994	10	New Mexico St.
1995	10	Long Beach St.
1996	6	San Jose St.
1997	8	Pacific
1998	8	Utah St.
1999	8	New Mexico St.
2000	8	Utah St.
2001	8	Utah St.
2002	8	UC Santa Barb.
2003	8	Utah St.
2004	8	Pacific
2005	8	Utah St.
2006	8	Pacific
2007	8	Long Beach St.

BORDER CONFERENCE

Season	No.	Regular Season
1932	5	Arizona
1933	6	Texas Tech
1934	6	Texas Tech
1935	6	Texas Tech
1936	7	Arizona
1937	7	New Mexico St.
1938	7	New Mexico St.
1939	7	New Mexico St.
1940	7	New Mexico St.
1941		DNP
1942	9	West Tex. A&M
1943	8	West Tex. A&M
1944	4	Northern Ariz.
1945	9	New Mexico
1946	9	Arizona
1947	9	Arizona
1948	9	Arizona
1949	9	Arizona
1950	9	Arizona
1951	9	Arizona
1952	8	New Mexico St./West Tex. A&M
1953	8	Arizona/Hardin-Simmons
1954	7	Texas Tech
1955	7	Texas Tech/West Tex. A&M
1956	7	Texas Tech
1957	6	UTEP
1958	6	Arizona St.
1959	6	Arizona St./New Mexico St./UTEP
1960	6	New Mexico St.
1961	6	Arizona St./New Mexico St.
1962	5	Arizona St.

COLONIAL ATHLETIC ASSOCIATION

Season	No.	Regular Season
1983	6	William & Mary
1984	6	Richmond
1985	8	Navy/Richmond
1986	8	Navy
1987	8	Navy
1988	8	Richmond
1989	8	Richmond
1990	8	James Madison
1991	8	James Madison
1992	8	Richmond/James Madison
1993	8	James Madison/Old Dominion
1994	8	James Madison/Old Dominion
1995	8	Old Dominion
1996	9	VCU
1997	9	Old Dominion/UNC Wilmington
1998	9	William & Mary/UNC Wilmington
1999	9	George Mason
2000	9	James Madison/George Mason
2001	9	Richmond
2002	10	UNC Wilmington
2003	10	UNC Wilmington
2004	10	VCU
2005	10	Old Dominion
2006	12	George Mason/UNC Wilmington
2007	12	VCU

Season	No.	Conference Tournament
1983	6	James Madison
1984	6	Richmond
1985	8	Navy
1986	8	Navy
1987	8	Navy
1988	8	Richmond
1989	8	George Mason
1990	8	Richmond
1991	8	Richmond
1992	8	Old Dominion
1993	8	East Caro.
1994	8	James Madison
1995	8	Old Dominion
1996	9	VCU
1997	9	Old Dominion
1998	9	Richmond
1999	9	George Mason
2000	9	UNC Wilmington
2001	6	George Mason
2002	10	UNC Wilmington
2003	10	UNC Wilmington
2004	10	VCU
2005	10	Old Dominion
2006	12	UNC Wilmington
2007	12	VCU

CONFERENCE USA

Season	No.	Regular Season
1996	11	Tulane (Red)/Memphis (White)/Cincinnati (Blue)
1997	12	Tulane (Red)/Memphis (White)/Charlotte (White)/Cincinnati (Blue)
1998	12	Cincinnati (American)/Memphis (National)
1999	12	Cincinnati (American)/UAB (National)
2000	12	Cincinnati (American)/Tulane (National)/South Fla. (National)
2001	12	Cincinnati (American)/Southern Miss. (National)
2002	14	Cincinnati (American)/Memphis (National)
2003	14	Marquette (American)/Memphis (National)
2004	14	DePaul/Memphis/Cincinnati/UAB/Charlotte
2005	14	Louisville
2006	12	Memphis
2007	12	Memphis

Season	No.	Conference Tournament
1996	11	Cincinnati
1997	12	Marquette
1998	12	Cincinnati
1999	12	Charlotte
2000	12	St. Louis
2001	12	Charlotte
2002	12	Cincinnati
2003	12	Louisville
2004	12	Cincinnati
2005	12	Louisville
2006	12	Memphis
2007	12	Memphis

EAST COAST CONFERENCE

Season	No.	Regular Season
1959	10	St. Joseph's
1960	10	St. Joseph's
1961	10	St. Joseph's
1962	10	St. Joseph's
1963	9	St. Joseph's
1964	8	Temple
1965	8	St. Joseph's
1966	10	St. Joseph's
1967	12	Temple
1968	11	La Salle
1969	12	Temple
1970	12	St. Joseph's (East)/Rider (West)/Lehigh (West)/Lafayette (West)
1971	13	St. Joseph's (East)/Lafayette (West)
1972	13	Temple (East)/Rider (West)
1973	13	St. Joseph's (East)/Lafayette (West)
1974	13	St. Joseph's (East)/La Salle (East)/Rider (West)
1975	12	American (East)/La Salle (East)/Lafayette (West)
1976	12	St. Joseph's (East)/Lafayette (West)
1977	12	Temple (East)/Hofstra (East)/Lafayette (West)
1978	12	La Salle (East)/Lafayette (West)
1979	12	Temple (East)/Bucknell (West)
1980	12	St. Joseph's (East)/Lafayette (West)
1981	12	American (East)/Lafayette (West)/Rider (West)
1982	12	Temple (East)/West Chester (West)
1983	10	American (East)/La Salle (East)/Hofstra (East)/Rider (West)
1984	9	Bucknell
1985	8	Bucknell
1986	8	Drexel
1987	8	Bucknell
1988	8	Lafayette
1989	8	Bucknell
1990	8	Towson/Hofstra/Lehigh
1991	7	Towson
1992	7	Hofstra
1993		DNP
1994	6	Troy

Season	No.	Conference Tournament
1975	12	La Salle
1976	12	Hofstra
1977	12	Hofstra
1978	12	La Salle
1979	12	Temple
1980	12	La Salle
1981	12	St. Joseph's
1982	12	St. Joseph's
1983	10	La Salle
1984	9	Rider
1985	8	Lehigh
1986	8	Drexel
1987	8	Bucknell
1988	8	Lehigh
1989	8	Bucknell
1990	8	Towson
1991	7	Towson
1992	7	Towson
1993		DNP
1994	6	Hofstra

EASTERN INTERCOLLEGIATE CONFERENCE

Season	No.	Regular Season
1933	5	Pittsburgh
1934	6	Pittsburgh
1935	5	Pittsburgh/West Virginia
1936	6	Carnegie Mellon/Pittsburgh
1937	6	Pittsburgh/Temple
1938	6	Temple
1939	6	Carnegie Mellon/Georgetown

GREAT MIDWEST CONFERENCE

Season	No.	Regular Season
1992	6	DePaul/Cincinnati
1993	6	Cincinnati
1994	7	Marquette
1995	7	Memphis

Season	No.	Conference Tournament
1992	6	Cincinnati
1993	6	Cincinnati
1994	7	Cincinnati
1995	7	Cincinnati

GULF STAR CONFERENCE

Season	No.	Regular Season
1985	6	Southeastern La.
1986	6	Sam Houston St.
1987	6	Stephen F. Austin

HORIZON LEAGUE

Season	No.	Regular Season
1980	6	Loyola (Ill.)
1981	7	Xavier
1982	7	Evansville
1983	8	Loyola (Ill.)
1984	8	Oral Roberts
1985	8	Loyola (Ill.)
1986	7	Xavier
1987	7	Evansville/Loyola (Ill.)
1988	6	Xavier
1989	7	Evansville
1990	8	Xavier
1991	8	Xavier
1992	6	Evansville
1993	8	Evansville/Xavier
1994	6	Xavier
1995	11	Xavier
1996	9	Green Bay
1997	9	Butler
1998	8	Detroit/Ill.-Chicago
1999	8	Detroit
2000	8	Butler
2001	8	Butler
2002	9	Butler
2003	9	Butler
2004	9	Milwaukee
2005	9	Milwaukee
2006	9	Milwaukee
2007	9	Butler/Wright St.

Season	No.	Conference Tournament
1980	6	Oral Roberts
1981	7	Oklahoma City
1982	7	Evansville
1983	8	Xavier

Season	No.	Conference Tournament
1984	8	Oral Roberts
1985	8	Loyola (Ill.)
1986	7	Xavier
1987	7	Xavier
1988	6	Xavier
1989	7	Evansville
1990	8	Dayton
1991	8	Xavier
1992	6	Evansville
1993	8	Evansville
1994	6	Detroit
1995	10	Green Bay
1996	8	Northern Ill.
1997	9	Butler
1998	8	Butler
1999	8	Detroit
2000	8	Butler
2001	8	Butler
2002	9	Ill.-Chicago
2003	9	Milwaukee
2004	9	Ill.-Chicago
2005	9	Milwaukee
2006	9	Milwaukee
2007	9	Wright St.

IVY GROUP

Season	No.	Regular Season
1902	5	Yale
1903	5	Yale
1904	6	Columbia
1905	5	Columbia
1906	6	Penn
1907	6	Yale
1908	5	Penn
1909-10		DNP
1911	5	Columbia
1912	6	Columbia
1913	5	Cornell
1914	6	Cornell/Columbia
1915	6	Yale
1916	6	Penn
1917	6	Yale
1918	6	Penn
1919	5	Penn
1920	6	Penn
1921	6	Penn
1922	6	Princeton
1923	6	Yale
1924	6	Cornell
1925	6	Princeton
1926	6	Columbia
1927	6	Dartmouth
1928	6	Penn
1929	6	Penn
1930	6	Columbia
1931	6	Columbia
1932	6	Princeton
1933	6	Yale
1934	7	Penn
1935	7	Penn
1936	7	Columbia
1937	7	Penn
1938	7	Dartmouth
1939	7	Dartmouth
1940	7	Dartmouth
1941	7	Dartmouth
1942	7	Dartmouth
1943	7	Dartmouth
1944	5	Dartmouth
1945	4	Penn
1946	5	Dartmouth
1947	7	Columbia
1948	7	Columbia
1949	7	Yale
1950	7	Princeton
1951	7	Columbia
1952	7	Princeton
1953	7	Penn
1954	8	Cornell
1955	8	Princeton
1956	8	Dartmouth
1957	8	Yale
1958	8	Dartmouth
1959	8	Dartmouth
1960	8	Princeton
1961	8	Princeton
1962	8	Yale
1963	8	Princeton
1964	8	Princeton

Season	No.	Regular Season
1965	8	Princeton
1966	8	Penn
1967	8	Princeton
1968	8	Columbia
1969	8	Princeton
1970	8	Penn
1971	8	Penn
1972	8	Penn
1973	8	Penn
1974	8	Penn
1975	8	Penn
1976	8	Princeton
1977	8	Princeton
1978	8	Penn
1979	8	Penn
1980	8	Penn
1981	8	Princeton
1982	8	Penn
1983	8	Princeton
1984	8	Princeton
1985	8	Penn
1986	8	Brown
1987	8	Penn
1988	8	Cornell
1989	8	Princeton
1990	8	Princeton
1991	8	Princeton
1992	8	Princeton
1993	8	Penn
1994	8	Penn
1995	8	Penn
1996	8	Princeton
1997	8	Princeton
1998	8	Princeton
1999	8	Penn
2000	8	Penn
2001	8	Princeton
2002	8	Penn/Yale/Princeton
2003	8	Penn
2004	8	Princeton
2005	8	Penn
2006	8	Penn
2007	8	Penn

METRO ATLANTIC ATHLETIC CONFERENCE

Season	No.	Regular Season
1982	6	St. Peter's
1983	6	Iona
1984	8	La Salle/St. Peter's/Iona
1985	8	Iona
1986	8	Fairfield
1987	8	St. Peter's
1988	8	La Salle
1989	8	La Salle
1990	12	Holy Cross (North)/La Salle (South)
1991	9	Siena
1992	9	Manhattan
1993	8	Manhattan
1994	8	Canisius
1995	8	Manhattan
1996	8	Fairfield/Iona
1997	8	Iona
1998	10	Iona
1999	10	Niagara/Siena
2000	10	Siena
2001	10	Iona/Siena/Niagara
2002	10	Marist/Rider
2003	10	Manhattan
2004	10	Manhattan
2005	10	Niagara/Rider
2006	10	Manhattan
2007	10	Marist

Season	No.	Conference Tournament
1982	6	Fordham
1983	6	Fordham
1984	8	Iona
1985	8	Iona
1986	8	Fairfield
1987	8	Fairfield
1988	8	La Salle
1989	8	La Salle
1990	12	La Salle
1991	9	St. Peter's
1992	9	La Salle
1993	8	Manhattan
1994	8	Loyola (Md.)

Season	No.	Conference Tournament
1995	8	St. Peter's
1996	8	Canisius
1997	8	Fairfield
1998	10	Iona
1999	10	Siena
2000	10	Iona
2001	10	Iona
2002	10	Siena
2003	10	Manhattan
2004	10	Manhattan
2005	10	Niagara
2006	10	Iona
2007	10	Niagara

METROPOLITAN COLLEGIATE ATHLETIC CONFERENCE

Season	No.	Regular Season
1976	6	Tulane
1977	7	Louisville
1978	7	Florida St.
1979	7	Louisville
1980	7	Louisville
1981	7	Louisville
1982	7	Memphis
1983	7	Louisville
1984	8	Memphis/Louisville
1985	8	Memphis
1986	7	Louisville
1987	7	Louisville
1988	7	Louisville
1989	7	Florida St.
1990	8	Louisville
1991	8	Southern Miss.
1992	7	Tulane
1993	7	Louisville
1994	7	Louisville
1995	7	Charlotte

Season	No.	Conference Tournament
1976	6	Cincinnati
1977	7	Cincinnati
1978	7	Louisville
1979	7	Virginia Tech
1980	7	Louisville
1981	7	Louisville
1982	7	Memphis
1983	7	Louisville
1984	8	Memphis
1985	8	Memphis
1986	7	Louisville
1987	7	Memphis
1988	7	Louisville
1989	5	Louisville
1990	8	Louisville
1991	8	Florida St.
1992	7	Charlotte
1993	7	Louisville
1994	7	Louisville
1995	7	Louisville

METROPOLITAN NEW YORK CONFERENCE

Season	No.	Regular Season
1943	8	St. John's (N.Y.)
1944-45		DNP
1946	7	New York U./St. John's (N.Y.)
1947	7	St. John's (N.Y.)
1948	7	New York U.
1949	7	Manhattan/St. John's (N.Y.)
1950	7	CCNY
1951	7	St. John's (N.Y.)
1952	7	St. John's (N.Y.)
1953	7	Manhattan
1954	7	St. Francis (N.Y.)
1955	7	Manhattan
1956	7	St. Francis (N.Y.)
1957	7	New York U.
1958	7	St. John's (N.Y.)
1959	7	Manhattan
1960	7	New York U.
1961	7	St. John's (N.Y.)
1962	7	St. John's (N.Y.)
1963	7	Fordham

MID-AMERICAN CONFERENCE

Season	No.	Regular Season
1947	5	Butler/Cincinnati
1948	6	Cincinnati
1949	6	Cincinnati
1950	6	Cincinnati
1951	5	Cincinnati
1952	7	Miami (Ohio)/Western Mich.
1953	7	Miami (Ohio)
1954	8	Toledo
1955	8	Miami (Ohio)
1956	7	Marshall
1957	7	Miami (Ohio)
1958	7	Miami (Ohio)
1959	7	Bowling Green
1960	7	Ohio
1961	7	Ohio
1962	7	Bowling Green
1963	7	Bowling Green
1964	7	Ohio
1965	7	Ohio
1966	7	Miami (Ohio)
1967	7	Toledo
1968	7	Bowling Green
1969	7	Miami (Ohio)
1970	6	Ohio
1971	6	Miami (Ohio)
1972	6	Ohio
1973	7	Miami (Ohio)
1974	7	Ohio
1975	8	Central Mich.
1976	10	Western Mich.
1977	10	Central Mich.
1978	10	Miami (Ohio)
1979	10	Toledo
1980	10	Toledo
1981	10	Ball St./Northern Ill./Toledo/Western Mich./Bowling Green
1982	10	Ball St.
1983	10	Bowling Green
1984	10	Miami (Ohio)
1985	10	Ohio
1986	10	Miami (Ohio)
1987	9	Central Mich.
1988	9	Eastern Mich.
1989	9	Ball St.
1990	9	Ball St.
1991	9	Eastern Mich.
1992	8	Miami (Ohio)
1993	10	Ball St./Miami (Ohio)
1994	10	Ohio
1995	10	Miami (Ohio)
1996	10	Eastern Mich.
1997	10	Bowling Green/Miami (Ohio)
1998	12	Akron (East)/Ball St. (West)/Miami (Ohio)(East)/Toledo (West)
1999	13	Bowling Green (East)/Ball St. (West)/Toledo (West)
2000	13	Kent St. (East)/Central Mich. (West)
2001	13	Kent St. (East)/Ball St. (West)
2002	13	Kent St. (East)/Central Mich. (West)
2003	13	Kent St. (East)/Central Mich. (West)
2004	13	Kent St.(East)/Western Mich. (West)
2005	13	Miami (Ohio) (East)/Toledo (West)/Western Mich. (West)
2006	12	Kent St. (East)/Northern Ill. (West)
2007	12	Akron (East)/Toledo (West)

Season	No.	Conference Tournament
1980	7	Toledo
1981	7	Ball St.
1982	7	Northern Ill.
1983	7	Ohio
1984	7	Miami (Ohio)
1985	7	Ohio
1986	7	Ball St.
1987	7	Central Mich.
1988	7	Eastern Mich.
1989	8	Ball St.
1990	8	Ball St.
1991	8	Eastern Mich.
1992	8	Miami (Ohio)
1993	10	Ball St.
1994	8	Ohio
1995	8	Ball St.
1996	8	Eastern Mich.
1997	8	Miami (Ohio)
1998	8	Eastern Mich.

Season	No.	Conference Tournament
1999	8	Kent St.
2000	13	Ball St.
2001	13	Kent St.
2002	13	Kent St.
2003	13	Central Mich.
2004	13	Western Mich.
2005	13	Ohio
2006	12	Kent St.
2007	12	Miami (Ohio)

MID-EASTERN ATHLETIC CONFERENCE

Season	No.	Regular Season
1972	7	N.C. A&T
1973	7	Md.-East. Shore
1974	7	Md.-East. Shore/Morgan St.
1975	7	N.C. A&T
1976	7	N.C. A&T/Morgan St.
1977	7	South Carolina St.
1978	7	N.C. A&T
1979	7	N.C. A&T
1980	7	Howard
1981	6	N.C. A&T
1982	7	N.C. A&T
1983	7	Howard
1984	6	N.C. A&T
1985	7	N.C. A&T
1986	8	N.C. A&T
1987	8	Howard
1988	9	N.C. A&T
1989	9	South Carolina St.
1990	9	Coppin St.
1991	9	Coppin St.
1992	9	N.C. A&T/Howard
1993	9	Coppin St.
1994	9	Coppin St.
1995	9	Coppin St.
1996	10	Coppin St./South Carolina St.
1997	10	Coppin St.
1998	11	Coppin St.
1999	11	Coppin St./South Carolina St.
2000	11	South Carolina St.
2001	11	Hampton/South Carolina St.
2002	11	Hampton
2003	11	South Carolina St.
2004	11	South Carolina St./Coppin St.
2005	11	Delaware St.
2006	11	Delaware St.
2007	11	Delaware St.

Season	No.	Conference Tournament
1972	7	N.C. A&T
1973	7	N.C. A&T
1974	7	Md.-East. Shore
1975	7	N.C. A&T
1976	7	N.C. A&T
1977	7	Morgan St.
1978	7	N.C. A&T
1979	7	N.C. A&T
1980	7	Howard
1981	6	Howard
1982	7	N.C. A&T
1983	7	N.C. A&T
1984	6	N.C. A&T
1985	6	N.C. A&T
1986	6	N.C. A&T
1987	7	N.C. A&T
1988	7	N.C. A&T
1989	8	South Carolina St.
1990	8	Coppin St.
1991	9	Florida A&M
1992	9	Howard
1993	9	Coppin St.
1994	9	N.C. A&T
1995	9	N.C. A&T
1996	8	South Carolina St.
1997	9	Coppin St.
1998	9	South Carolina St.
1999	10	Florida A&M
2000	11	South Carolina St.
2001	11	Hampton
2002	11	Hampton
2003	11	South Carolina St.
2004	11	Florida A&M
2005	11	Delaware St.
2006	11	Hampton
2007	11	Florida A&M

MISSOURI VALLEY CONFERENCE

(Note: The Big Eight and Missouri Valley conferences share the same history from 1908-28.)

Season	No.	Regular Season
1908	6	Kansas
1909	6	Kansas
1910	6	Kansas
1911	5	Kansas
1912	6	Nebraska/Kansas
1913	6	Nebraska
1914	7	Kansas/Nebraska
1915	7	Kansas
1916	7	Nebraska
1917	7	Kansas St.
1918	7	Missouri
1919	8	Kansas St.
1920	8	Missouri
1921	9	Missouri
1922	9	Missouri/Kansas
1923	9	Kansas
1924	9	Kansas
1925	9	Kansas
1926	10	Kansas
1927	10	Kansas
1928	10	Oklahoma
1929	5	Washington-St. Louis
1930	5	Creighton/Washington-St. Louis
1931	5	Creighton/Oklahoma St.
1932	5	Creighton
1933	6	Butler
1934	6	Butler
1935	7	Creighton/Drake
1936	7	Creighton/Oklahoma St./Drake
1937	7	Oklahoma St.
1938	7	Oklahoma St.
1939	8	Oklahoma St./Drake
1940	7	Oklahoma St.
1941	7	Creighton
1942	6	Oklahoma St./Creighton
1943	6	Creighton
1944	4	Oklahoma St.
1945	5	Oklahoma St.
1946	7	Oklahoma St.
1947	7	St. Louis
1948	6	Oklahoma St.
1949	6	Oklahoma St.
1950	7	Bradley
1951	8	Oklahoma St.
1952	6	St. Louis
1953	6	Oklahoma St.
1954	6	Oklahoma St.
1955	6	Tulsa/St. Louis
1956	7	Houston
1957	8	St. Louis
1958	8	Cincinnati
1959	8	Cincinnati
1960	8	Cincinnati
1961	7	Cincinnati
1962	7	Bradley/Cincinnati
1963	7	Cincinnati
1964	7	Drake/Wichita St.
1965	8	Wichita St.
1966	8	Cincinnati
1967	8	Louisville
1968	9	Louisville
1969	9	Drake/Louisville
1970	9	Drake
1971	8	Drake/Louisville/St. Louis
1972	8	Memphis/Louisville
1973	10	Memphis
1974	9	Louisville
1975	8	Louisville
1976	7	Wichita St.
1977	7	Southern Ill./New Mexico St.
1978	9	Creighton
1979	9	Indiana St.
1980	9	Bradley
1981	9	Wichita St.
1982	10	Bradley
1983	10	Wichita St.
1984	9	Tulsa/Indiana St.
1985	9	Tulsa
1986	9	Bradley
1987	8	Tulsa
1988	8	Bradley
1989	8	Creighton
1990	8	Southern Ill.
1991	9	Creighton
1992	10	Southern Ill./Illinois St.
1993	10	Illinois St.

Season	No.	Regular Season
1994	10	Southern Ill./Tulsa
1995	11	Tulsa
1996	11	Bradley
1997	10	Illinois St.
1998	10	Illinois St.
1999	10	Evansville
2000	10	Indiana St.
2001	10	Creighton
2002	10	Southern Ill./Creighton
2003	10	Southern Ill.
2004	10	Southern Ill.
2005	10	Southern Ill.
2006	10	Wichita St.
2007	10	Southern Ill.

Season	No.	Conference Tournament
1977	8	Southern Ill.
1978	9	Creighton
1979	8	Indiana St.
1980	8	Bradley
1981	8	Creighton
1982	8	Tulsa
1983	8	Illinois St.
1984	8	Tulsa
1985	8	Wichita St.
1986	8	Tulsa
1987	7	Wichita St.
1988	8	Bradley
1989	8	Creighton
1990	8	Illinois St.
1991	9	Creighton
1992	8	Missouri St.
1993	8	Southern Ill.
1994	8	Southern Ill.
1995	8	Southern Ill.
1996	8	Tulsa
1997	10	Illinois St.
1998	10	Illinois St.
1999	10	Creighton
2000	10	Creighton
2001	10	Indiana St.
2002	10	Creighton
2003	10	Creighton
2004	10	UNI
2005	10	Creighton
2006	10	Southern Ill.
2007	10	Creighton

MOUNTAIN STATES CONFERENCE

Season	No.	Regular Season
1938	7	Colorado/Utah
1939	7	Colorado
1940	7	Colorado
1941	7	Wyoming
1942	7	Colorado
1943	5	Wyoming
1944	7	Utah
1945	7	Utah
1946	7	Wyoming
1947	7	Wyoming
1948	6	BYU
1949	6	Wyoming
1950	6	BYU
1951	6	BYU
1952	8	Wyoming
1953	8	Wyoming
1954	8	Colorado
1955	8	Utah
1956	8	Utah
1957	8	BYU
1958	8	Wyoming
1959	8	Utah
1960	8	Utah
1961	8	Colorado St./Utah
1962	8	Utah

MOUNTAIN WEST CONFERENCE

Season	No.	Regular Season
2000	8	UNLV/Utah
2001	8	BYU/Wyoming/Utah
2002	8	Wyoming
2003	8	BYU/Utah
2004	8	Air Force
2005	8	Utah
2006	9	San Diego St.
2007	9	Brigham Young

Season	No.	Conference Tournament
2000	8	UNLV
2001	7	BYU
2002	8	San Diego St.
2003	8	Colorado St.
2004	8	Utah
2005	8	New Mexico
2006	9	San Diego St.
2007	9	UNLV

NEW ENGLAND CONFERENCE

Season	No.	Regular Season
1938	5	Rhode Island
1939	5	Rhode Island
1940	5	Rhode Island
1941	5	Rhode Island
1942	5	Rhode Island
1943	5	Rhode Island
1944	4	Rhode Island
1945		DNP
1946	5	Rhode Island

NEW JERSEY-NEW YORK 7 CONFERENCE

Season	No.	Regular Season
1977	7	Columbia/Seton Hall
1978	7	Rutgers/St. John's (N.Y.)
1979	7	Rutgers

NORTHEAST CONFERENCE

Season	No.	Regular Season
1982	11	Fairleigh Dickinson (North)/Robert Morris (South)
1983	10	Long Island (North)/Robert Morris (South)
1984	9	Long Island/Robert Morris
1985	8	Marist
1986	9	Fairleigh Dickinson
1987	9	Marist
1988	9	Fairleigh Dickinson/Marist
1989	9	Robert Morris
1990	9	Robert Morris
1991	9	St. Francis (Pa.)/Fairleigh Dickinson
1992	9	Robert Morris
1993	10	Rider
1994	10	Rider
1995	10	Rider
1996	10	Mt. St. Mary's
1997	10	Long Island
1998	9	Long Island
1999	11	UMBC
2000	12	Central Conn. St.
2001	12	St. Francis (N.Y.)
2002	12	Central Conn. St.
2003	12	Wagner
2004	11	Monmouth/St. Francis (N.Y.)
2005	11	Monmouth
2006	11	Fairleigh Dickinson
2007	11	Central Conn. St.

Season	No.	Conference Tournament
1982	8	Robert Morris
1983	8	Robert Morris
1984	8	Long Island
1985	8	Fairleigh Dickinson
1986	8	Marist
1987	6	Marist
1988	6	Fairleigh Dickinson
1989	6	Robert Morris
1990	6	Robert Morris
1991	7	St. Francis (Pa.)
1992	9	Robert Morris
1993	10	Rider
1994	10	Rider
1995	10	Mt. St. Mary's
1996	10	Monmouth
1997	8	Long Island
1998	8	Fairleigh Dickinson
1999	8	Mt. St. Mary's
2000	8	Central Conn. St.
2001	7	Monmouth
2002	8	Central Conn. St.
2003	8	Wagner
2004	8	Monmouth
2005	8	Fairleigh Dickinson
2006	8	Monmouth
2007	8	Central Conn. St.

OHIO VALLEY CONFERENCE

Season	No.	Regular Season
1949	8	Western Ky.
1950	7	Western Ky.
1951	7	Murray St.
1952	7	Western Ky.
1953	6	Eastern Ky.
1954	6	Western Ky.
1955	6	Western Ky.
1956	6	Morehead St./Tennessee Tech/ Western Ky.
1957	6	Morehead St./Western Ky.
1958	7	Tennessee Tech
1959	7	Eastern Ky.
1960	7	Western Ky.
1961	7	Morehead St./Western Ky./ Eastern Ky.
1962	6	Western Ky.
1963	7	Tennessee Tech/Morehead St.
1964	8	Murray St.
1965	8	Eastern Ky.
1966	8	Western Ky.
1967	8	Western Ky.
1968	8	East Tenn. St./Murray St.
1969	8	Murray St./Morehead St.
1970	8	Western Ky.
1971	8	Western Ky.
1972	8	Eastern Ky./Morehead St./ Western Ky.
1973	8	Austin Peay
1974	8	Austin Peay/Morehead St.
1975	8	Middle Tenn.
1976	8	Western Ky.
1977	8	Austin Peay
1978	8	Middle Tenn./Eastern Ky.
1979	7	Eastern Ky.
1980	7	Western Ky./Murray St.
1981	8	Western Ky.
1982	8	Murray St./Western Ky.
1983	8	Murray St.
1984	8	Morehead St.
1985	8	Tennessee Tech
1986	8	Akron/Middle Tenn.
1987	8	Middle Tenn.
1988	8	Murray St.
1989	7	Middle Tenn./Murray St.
1990	7	Murray St.
1991	7	Murray St.
1992	8	Murray St.
1993	9	Tennessee St.
1994	9	Murray St.
1995	9	Murray St./Tennessee St.
1996	9	Murray St.
1997	10	Austin Peay/Murray St.
1998	10	Murray St.
1999	10	Murray St.
2000	10	Southeast Mo. St./ Murray St.
2001	9	Tennessee Tech
2002	9	Tennessee Tech
2003	9	Austin Peay/ Morehead St.
2004	11	Austin Peay
2005	11	Tennessee Tech
2006	11	Murray St.
2007	11	Austin Peay
Season	No.	Conference Tournament
1949	8	Western Ky.
1950	7	Eastern Ky.
1951	7	Murray St.
1952	7	Western Ky.
1953	6	Western Ky.
1954	6	Western Ky.
1955	6	Eastern Ky.
1956-63		DNP
1964	8	Murray St.
1965	8	Western Ky.
1966	8	Western Ky.
1967	8	Tennessee Tech
1968-74		DNP
1975	4	Middle Tenn.
1976	8	Western Ky.
1977	4	Middle Tenn.
1978	4	Western Ky.
1979	4	Eastern Ky.
1980	4	Western Ky.
1981	4	Western Ky.
1982	4	Middle Tenn.
1983	4	Morehead St.
1984	4	Morehead St.
1985	7	Middle Tenn.
1986	7	Akron

Season	No.	Conference Tournament
1987	7	Austin Peay
1988	7	Murray St.
1989	7	Middle Tenn.
1990	7	Murray St.
1991	7	Murray St.
1992	7	Murray St.
1993	6	Tennessee St.
1994	7	Tennessee St.
1995	7	Murray St.
1996	7	Austin Peay
1997	8	Murray St.
1998	8	Murray St.
1999	8	Murray St.
2000	8	Southeast Mo. St.
2001	8	Eastern Ill.
2002	8	Murray St.
2003	8	Austin Peay
2004	8	Murray St.
2005	8	Eastern Ky.
2006	8	Murray St.
2007	8	Eastern Ky.

PACIFIC-10 CONFERENCE

Season	No.	Regular Season
1916	3	California/Oregon St.
1917	6	Washington St.
1918		DNP
1919	6	Oregon
1920	6	Stanford
1921	6	Stanford
1922	8	Idaho
1923	8	Idaho
1924	9	California
1925	8	California
1926	9	California
1927	9	California
1928	10	Southern California
1929	10	California
1930	9	Southern California
1931	9	Washington
1932	9	California
1933	9	Oregon St.
1934	9	Washington
1935	9	Southern California
1936	9	Stanford
1937	9	Stanford
1938	10	Stanford
1939	9	Oregon
1940	9	Southern California
1941	9	Washington St.
1942	9	Stanford
1943	9	Washington
1944	8	Washington (North)/ California (South)
1945	8	Oregon (North)/UCLA (South)
1946	9	California
1947	9	Oregon St.
1948	9	Washington
1949	9	Oregon St.
1950	9	UCLA
1951	9	Washington
1952	9	UCLA
1953	9	Washington
1954	9	Southern California
1955	9	Oregon St.
1956	9	UCLA
1957	9	California
1958	9	Oregon St./California
1959	9	California
1960	5	California
1961	5	Southern California
1962	5	UCLA
1963	5	UCLA/Stanford
1964	6	UCLA
1965	8	UCLA
1966	8	Oregon St.
1967	8	UCLA
1968	8	UCLA
1969	8	UCLA
1970	8	UCLA
1971	8	UCLA
1972	8	UCLA
1973	8	UCLA
1974	8	UCLA
1975	8	UCLA
1976	8	UCLA
1977	8	UCLA
1978	8	UCLA
1979	10	UCLA

Season	No.	Regular Season
1980	10	Oregon St.
1981	10	Oregon St.
1982	10	Oregon St.
1983	10	UCLA
1984	10	Washington/Oregon St.
1985	10	Washington/Southern California
1986	10	Arizona
1987	10	UCLA
1988	10	Arizona
1989	10	Arizona
1990	10	Oregon St./Arizona
1991	10	Arizona
1992	10	UCLA
1993	10	Arizona
1994	10	Arizona
1995	10	UCLA
1996	10	UCLA
1997	10	UCLA
1998	10	Arizona
1999	10	Stanford
2000	10	Arizona/Stanford
2001	10	Stanford
2002	10	Oregon
2003	10	Arizona
2004	10	Stanford
2005	10	Arizona
2006	10	UCLA
2007	10	UCLA

Season	No.	Conference Tournament
1987	10	UCLA
1988	10	Arizona
1989	10	Arizona
1990	10	Arizona
1991-2001		DNP
2002	8	Arizona
2003	8	Oregon
2004	8	Stanford
2005	8	Washington
2006	10	UCLA
2007	10	Oregon

PATRIOT LEAGUE

Season	No.	Regular Season
1991	7	Fordham
1992	8	Bucknell/Fordham
1993	8	Bucknell
1994	8	Navy/Fordham/ Colgate/Holy Cross
1995	8	Bucknell/Colgate
1996	7	Colgate/Navy
1997	7	Navy
1998	7	Lafayette/Navy
1999	7	Lafayette
2000	7	Lafayette/Navy
2001	7	Holy Cross
2002	8	American
2003	8	Holy Cross
2004	8	Lehigh/American
2005	8	Holy Cross
2006	8	Bucknell
2007	8	Holy Cross

Season	No.	Conference Tournament
1991	7	Fordham
1992	8	Fordham
1993	8	Holy Cross
1994	8	Navy
1995	8	Colgate
1996	7	Colgate
1997	7	Navy
1998	7	Navy
1999	7	Lafayette
2000	7	Lafayette
2001	7	Holy Cross
2002	8	Holy Cross
2003	8	Holy Cross
2004	8	Lehigh
2005	8	Bucknell
2006	8	Bucknell
2007	8	Holy Cross

ROCKY MOUNTAIN CONFERENCE

Season	No.	Regular Season
1922	6	Colorado Col.
1923	5	Colorado Col.
1924	6	Colorado Col.
1925	12	Colorado Col. (East)/BYU (West)
1926	12	Colorado St. (East)/Utah (West)

Season	No.	Regular Season
1927	12	Colorado Col. (East)/ Montana St. (West)
1928	12	Wyoming (East)/ Montana St. (West)
1929	12	Colorado (East)/ Montana St. (West)
1929	12	Colorado (East)/Montana St. (West)
1930	12	Colorado (East)/Montana St. (West)/Utah St. (West)
1931	12	Wyoming (East)/Utah (West)
1932	12	Wyoming (East)/BYU (West)/Utah (West)
1933	12	Wyoming (East)/Colorado St. (East)/BYU (West)/Utah (West)
1934	12	Wyoming (East)/BYU (West)
1935	12	Northern Colo. (East)/ Utah St. (West)
1936	12	Wyoming (East)/Utah (West)
1937	12	Denver (East)/Colorado (East)/ Montana St. (West)/Utah (West)
1938	5	Montana St.
1939	5	Northern Colo.
1940	5	Northern Colo.
1941	5	Northern Colo.
1942	5	Northern Colo.
1943	3	Northern Colo.
1944	3	Colorado Col.
1945	3	Colorado Col.
1946	5	Colorado St.
1947	5	Montana St.
1948	4	Colorado St.
1949	5	Colorado St.
1950	6	Montana St.
1951	6	Montana St.
1952	6	Colorado St./Montana St.
1953	6	Idaho St.
1954	6	Idaho St.
1955	6	Idaho St.
1956	6	Idaho St.
1957	6	Idaho St.
1958	6	Idaho St.
1959	6	Idaho St.
1960	6	Idaho St.

SOUTHEASTERN CONFERENCE

Season	No.	Regular Season
1933	13	Kentucky
1934	13	Alabama
1935	13	LSU/Kentucky
1936	13	Tennessee
1937	13	Kentucky
1938	13	Georgia Tech
1939	13	Kentucky
1940	13	Kentucky
1941	12	Tennessee
1942	12	Kentucky
1943	12	Tennessee
1944	6	Kentucky
1945	12	Kentucky
1946	12	Kentucky
1947	12	Kentucky
1948	12	Kentucky
1949	12	Kentucky
1950	12	Kentucky
1951	12	Kentucky
1952	12	Kentucky
1953	11	LSU
1954	12	Kentucky/LSU
1955	12	Kentucky
1956	12	Alabama
1957	12	Kentucky
1958	12	Kentucky
1959	12	Mississippi St.
1960	12	Auburn
1961	12	Mississippi St.
1962	12	Mississippi St./Kentucky
1963	12	Mississippi St.
1964	12	Kentucky
1965	11	Vanderbilt
1966	11	Kentucky
1967	10	Tennessee
1968	10	Kentucky
1969	10	Kentucky
1970	10	Kentucky
1971	10	Kentucky
1972	10	Tennessee/Kentucky
1973	10	Kentucky
1974	10	Vanderbilt/Alabama

Season	No.	Regular Season
1975	10	Kentucky/Alabama
1976	10	Alabama
1977	10	Kentucky/Tennessee
1978	10	Kentucky
1979	10	LSU
1980	10	Kentucky
1981	10	LSU
1982	10	Kentucky/Tennessee
1983	10	Kentucky
1984	10	Kentucky
1985	10	LSU
1986	10	Kentucky
1987	10	Alabama
1988	10	Kentucky*
1989	10	Florida
1990	10	Georgia
1991	10	Mississippi St./LSU
1992	12	Kentucky (Eastern)/ Arkansas (Western)
1993	12	Vanderbilt (Eastern)/ Arkansas (Western)
1994	12	Florida (Eastern)/ Kentucky (Eastern)/ Arkansas (Western)
1995	12	Kentucky (Eastern)/ Arkansas (Western)/ Mississippi St. (Western)
1996	12	Kentucky (Eastern)/ Mississippi St. (Western)
1997	12	South Carolina (Eastern)/ Mississippi (Western)
1998	12	Kentucky (Eastern)/ Mississippi (Western)
1999	12	Tennessee (Eastern)/ Auburn (Western)
2000	12	Tennessee (Eastern)/ Florida (Eastern)/Kentucky (Eastern)/ LSU (Western)
2001	12	Florida (Eastern)/ Kentucky (Eastern)/ Mississippi (Western)
2002	12	Georgia (Eastern)/Kentucky (Eastern)/Florida (Eastern)/Alabama (Western)
2003	12	Kentucky (Eastern)/Mississippi St. (Western)
2004	12	Kentucky (Eastern)/Mississippi St. (Western)
2005	12	Kentucky (Eastern)/Alabama (Western)/LSU (Western)
2006	12	Tennessee (Eastern)/LSU (Western)
2007	12	Florida (Eastern)/Mississippi (Western)/Mississippi St. (Western)

Season	No.	Conference Tournament
1933	13	Kentucky
1934	10	Alabama
1935		DNP
1936	9	Tennessee
1937	8	Kentucky
1938	11	Georgia Tech
1939	12	Kentucky
1940	12	Kentucky
1941	12	Tennessee
1942	12	Kentucky
1943	11	Tennessee
1944	6	Kentucky
1945	11	Kentucky
1946	12	Kentucky
1947	12	Kentucky
1948	12	Kentucky
1949	12	Kentucky
1950	12	Kentucky
1951	12	Vanderbilt
1952	12	Kentucky
1953-78		DNP
1979	10	Tennessee
1980	10	LSU
1981	10	Mississippi
1982	10	Alabama
1983	10	Georgia
1984	10	Kentucky
1985	10	Auburn
1986	10	Kentucky
1987	10	Alabama
1988	10	Kentucky*
1989	10	Alabama
1990	9	Alabama
1991	9	Alabama
1992	11	Kentucky

Season	No.	Conference Tournament
1993	12	Kentucky
1994	12	Kentucky
1995	12	Kentucky
1996	12	Mississippi St.
1997	12	Kentucky
1998	12	Kentucky
1999	12	Kentucky
2000	12	Arkansas
2001	12	Kentucky
2002	12	Mississippi St.
2003	11	Kentucky
2004	12	Kentucky
2005	12	Florida
2006	12	Florida
2007	12	Florida

*later vacated

SOUTHERN CONFERENCE

Season	No.	Regular Season
1922	13	Virginia
1923	19	North Carolina
1924	21	Tulane
1925	21	North Carolina
1926	22	Kentucky
1927	22	South Carolina
1928	22	Auburn
1929	23	Wash. & Lee
1930	23	Alabama
1931	22	Georgia
1932	23	Kentucky/Maryland
1933	10	South Carolina
1934	10	South Carolina
1935	10	North Carolina
1936	10	Wash. & Lee
1937	16	Wash. & Lee
1938	15	North Carolina
1939	15	Wake Forest
1940	15	Duke
1941	15	North Carolina
1942	16	Duke
1943	15	Duke
1944	12	North Carolina
1945	14	South Carolina
1946	16	North Carolina
1947	16	North Carolina St.
1948	16	North Carolina St.
1949	16	North Carolina St.
1950	16	North Carolina St.
1951	17	North Carolina St.
1952	17	West Virginia
1953	17	North Carolina St.
1954	10	George Washington
1955	10	West Virginia
1956	10	George Washington/West Virginia
1957	10	West Virginia
1958	10	West Virginia
1959	9	West Virginia
1960	9	Virginia Tech
1961	9	West Virginia
1962	9	West Virginia
1963	9	West Virginia
1964	9	Davidson
1965	10	Davidson
1966	9	Davidson
1967	9	West Virginia
1968	9	Davidson
1969	8	Davidson
1970	8	Davidson
1971	7	Davidson
1972	8	Davidson
1973	8	Davidson
1974	8	Furman
1975	8	Furman
1976	8	VMI
1977	10	Furman/VMI
1978	8	Appalachian St.
1979	9	Appalachian St.
1980	9	Furman
1981	9	Appalachian St./Davidson/ Chattanooga
1982	9	Chattanooga
1983	9	Chattanooga
1984	9	Marshall
1985	9	Chattanooga
1986	9	Chattanooga
1987	9	Marshall
1988	9	Marshall
1989	8	Chattanooga

Season	No.	Regular Season
1990	8	East Tenn. St.
1991	8	East Tenn. St./Furman/Chattanooga
1992	8	East Tenn. St./Chattanooga
1993	10	Chattanooga
1994	10	Chattanooga
1995	10	Marshall (Northern)/Chattanooga (Southern)
1996	10	Davidson (Northern)/Western Caro. (Southern)
1997	10	Davidson (Northern)/Marshall (Northern)/Chattanooga (Southern)
1998	11	Appalachian St. (North)/Davidson (North)/Chattanooga (South)
1999	12	Appalachian St.(North)/Col. of Charleston (South)
2000	12	Appalachian St. (North)/Col. of Charleston (South)
2001	12	East Tenn. St. (North)/Col. of Charleston (South)
2002	12	Davidson (North)/UNC Greensboro (North)/East Tenn. St. (North)/Col. of Charleston (South)/Ga. Southern (South)/Chattanooga (South)
2003	12	Appalachian St. (North)/Davidson (North)/East Tenn. St. (North)/Col. of Charleston (South)
2004	12	East Tenn. St. (North)/Ga. Southern (South)/Davidson (South)/Col. of Charleston (South)
2005	12	Chattanooga (North)/Davidson (South)
2006	11	Elon (North)/Ga. Southern (South)
2007	11	Appalachian St. (North)/Davidson (South)

Season	No.	Conference Tournament
1921		Kentucky
1922	23	North Carolina
1923	22	Mississippi St.
1924	16	North Carolina
1925	17	North Carolina
1926	16	North Carolina
1927	14	Vanderbilt
1928	16	Mississippi
1929	16	North Carolina St.
1930	16	Alabama
1931	16	Maryland
1932	16	Georgia
1933	8	South Carolina
1934	8	Wash. & Lee
1935	8	North Carolina
1936	8	North Carolina
1937	8	Wash. & Lee
1938	8	Duke
1939	11	Clemson
1940	8	North Carolina
1941	8	Duke
1942	8	Duke
1943	8	George Washington
1944	8	Duke
1945	8	North Carolina
1946	8	Duke
1947	8	North Carolina St.
1948	10	North Carolina St.
1949	8	North Carolina St.
1950	8	North Carolina St.
1951	8	North Carolina St.
1952	8	North Carolina St.
1953	8	Wake Forest
1954	8	George Washington
1955	8	West Virginia
1956	8	West Virginia
1957	8	West Virginia
1958	8	West Virginia
1959	8	West Virginia
1960	8	West Virginia
1961	8	George Washington
1962	8	West Virginia
1963	8	West Virginia
1964	8	VMI
1965	8	West Virginia
1966	8	Davidson
1967	8	West Virginia
1968	8	Davidson
1969	8	Davidson
1970	8	Davidson
1971	7	Furman
1972	8	East Caro.

Season	No.	Conference Tournament
1973	8	Furman
1974	8	Furman
1975	8	Furman
1976	8	VMI
1977	7	VMI
1978	8	Furman
1979	8	Appalachian St.
1980	8	Furman
1981	8	Chattanooga
1982	8	Chattanooga
1983	8	Chattanooga
1984	8	Marshall
1985	8	Marshall
1986	8	Davidson
1987	8	Marshall
1988	8	Chattanooga
1989	8	East Tenn. St.
1990	8	East Tenn. St.
1991	8	East Tenn. St.
1992	8	East Tenn. St.
1993	10	Chattanooga
1994	10	Chattanooga
1995	10	Chattanooga
1996	9	Western Caro.
1997	10	Chattanooga
1998	10	Davidson
1999	12	Col. of Charleston
2000	12	Appalachian St.
2001	12	UNC Greensboro
2002	12	Davidson
2003	12	East Tenn. St.
2004	12	East Tenn. St.
2005	12	UNC Greensboro
2006	11	Davidson
2007	11	Davidson

SOUTHLAND CONFERENCE

Season	No.	Regular Season
1964	5	Lamar
1965	5	Abilene Christian/Arkansas St.
1966	5	Abilene Christian
1967	5	Arkansas St.
1968	5	Abilene Christian
1969	5	Trinity (Tex.)
1970	5	Lamar
1971	5	Arkansas St.
1972	7	Louisiana Tech
1973	7	Louisiana Tech
1974	3	Arkansas St.
1975	5	McNeese St.
1976	6	Louisiana Tech
1977	6	La-Lafayette
1978	6	McNeese St./Lamar
1979	6	Lamar
1980	6	Lamar
1981	6	Lamar
1982	6	La-Lafayette
1983	7	Lamar
1984	7	Lamar
1985	7	Louisiana Tech
1986	7	La-Monroe
1987	6	Louisiana Tech
1988	8	North Texas
1989	8	North Texas
1990	8	La-Monroe
1991	8	La-Monroe
1992	10	UTSA
1993	10	La-Monroe
1994	10	La-Monroe
1995	10	Nicholls St.
1996	10	La-Monroe
1997	10	McNeese St./La-Monroe/Texas St.
1998	10	Nicholls St.
1999	10	Texas St.
2000	11	Sam Houston St.
2001	11	McNeese St.
2002	11	McNeese St.
2003	11	Sam Houston St.
2004	11	Southeastern La./Texas-Arlington/UTSA
2005	11	Northwestern St./Southeastern La.
2006	11	Northwestern St.
2007	11	Northwestern St. (East)/A&M Corpus Christi (West)

Season	No.	Conference Tournament
1981	6	Lamar
1982	5	La-Lafayette

Season	No.	Conference Tournament
1983	7	Lamar
1984	7	Louisiana Tech
1985	7	Louisiana Tech
1986	7	La-Monroe
1987	6	Louisiana Tech
1988	6	North Texas
1989	6	McNeese St.
1990	7	La-Monroe
1991	4	La-Monroe
1992	6	La-Monroe
1993	6	La-Monroe
1994	8	Texas St.
1995	8	Nicholls St.
1996	6	La-Monroe
1997	6	Texas St.
1998	6	Nicholls St.
1999	6	UTSA
2000	8	Lamar
2001	8	Northwestern St.
2002	6	McNeese St.
2003	6	Sam Houston St.
2004	8	UTSA
2005	8	Southeastern La.
2006	8	Northwestern St.
2007	8	A&M Corpus Christi

SOUTHWEST CONFERENCE

Season	No.	Regular Season
1915	5	Texas
1916	5	Texas
1917	3	Texas
1918	5	Rice
1919	5	Texas
1920	6	Texas A&M
1921	5	Texas A&M
1922	6	Texas A&M
1923	6	Texas A&M
1924	8	Texas
1925	8	Oklahoma St.
1926	7	Arkansas
1927	7	Arkansas
1928	7	Arkansas
1929	7	Arkansas
1930	7	Arkansas
1931	7	TCU
1932	7	Baylor
1933	7	Texas
1934	7	TCU
1935	7	Arkansas/Rice/SMU
1936	7	Arkansas
1937	7	SMU
1938	7	Arkansas
1939	7	Texas
1940	7	Rice
1941	7	Arkansas
1942	7	Rice/Arkansas
1943	7	Texas/Rice
1944	7	Arkansas/Rice
1945	7	Rice
1946	7	Baylor
1947	7	Texas
1948	7	Baylor
1949	7	Arkansas/Baylor/Rice
1950	7	Baylor/Arkansas
1951	7	Texas A&M/TCU/Texas
1952	7	TCU
1953	7	TCU
1954	7	Rice/Texas
1955	7	SMU
1956	7	SMU
1957	7	SMU
1958	8	Arkansas/SMU
1959	8	TCU
1960	8	Texas
1961	8	Texas Tech
1962	8	SMU/Texas Tech
1963	8	Texas
1964	8	Texas A&M
1965	8	SMU/Texas
1966	8	SMU
1967	8	SMU
1968	8	TCU
1969	8	Texas A&M
1970	8	Rice
1971	8	TCU
1972	8	Texas/SMU
1973	8	Texas Tech
1974	8	Texas
1975	8	Texas A&M

Season	No.	Regular Season
1976	9	Texas A&M
1977	9	Arkansas
1978	9	Texas/Arkansas
1979	9	Texas/Arkansas
1980	9	Texas A&M
1981	9	Arkansas
1982	9	Arkansas
1983	9	Houston
1984	9	Houston
1985	9	Texas Tech
1986	9	TCU/Texas/ Texas A&M

1987	9	TCU
1988	9	SMU
1989	9	Arkansas
1990	9	Arkansas
1991	9	Arkansas
1992	8	Houston/Texas
1993	8	SMU
1994	8	Texas
1995	8	Texas/Texas Tech
1996	8	Texas Tech

Season	No.	Conference Tournament
1976	9	Texas Tech
1977	9	Arkansas
1978	9	Houston
1979	9	Arkansas
1980	9	Texas A&M
1981	9	Houston
1982	9	Arkansas
1983	9	Houston
1984	9	Houston
1985	8	Texas Tech
1986	8	Texas Tech
1987	8	Texas A&M
1988	8	SMU
1989	8	Arkansas
1990	8	Arkansas
1991	9	Arkansas
1992	8	Houston
1993	8	Texas Tech
1994	8	Texas
1995	7	Texas
1996	8	Texas Tech

SOUTHWESTERN ATHLETIC CONFERENCE

Season	No.	Regular Season
1957	6	Texas Southern
1958	6	Texas Southern
1959	8	Grambling
1960	8	Grambling
1961	8	Prairie View
1962	7	Prairie View
1963	8	Grambling
1964	8	Grambling/Jackson St.
1965	8	Southern U.
1966	8	Alcorn St./Grambling
1967	8	Alcorn St./Ark.-Pine Bluff/ Grambling
1968	8	Alcorn St./Jackson St.
1969	8	Alcorn St.
1970	8	Jackson St.
1971	7	Grambling
1972	7	Grambling
1973	7	Alcorn St.
1974	7	Jackson St.
1975	7	Jackson St.
1976	7	Alcorn St.
1977	7	Texas Southern
1978	7	Jackson St./Southern U.
1979	7	Alcorn St.
1980	7	Alcorn St.
1981	7	Alcorn St./Southern U.
1982	7	Alcorn St./Jackson St.
1983	8	Texas Southern
1984	8	Alcorn St.
1985	8	Alcorn St.
1986	8	Alcorn St./Southern U.
1987	8	Grambling
1988	8	Southern U.
1989	8	Grambling/Southern U./ Texas Southern
1990	8	Southern U.
1991	8	Jackson St.
1992	8	Mississippi Val./Texas Southern
1993	8	Jackson St.
1994	8	Texas Southern

Season	No.	Regular Season
1995	8	Texas Southern
1996	8	Jackson St./Mississippi Val.
1997	8	Mississippi Val.
1998	9	Texas Southern
1999	9	Alcorn St.
2000	10	Alcorn St.
2001	10	Alabama St.
2002	10	Alcorn St.
2003	10	Prairie View
2004	10	Mississippi Val.
2005	10	Alabama A&M
2006	10	Southern U.
2007	10	Mississippi Val.

Season	No.	Conference Tournament
1980	7	Alcorn St.
1981	7	Southern U.
1982	7	Alcorn St.
1983	7	Alcorn St.
1984	8	Alcorn St.
1985	4	Southern U.
1986	8	Mississippi Val.
1987	8	Southern U.
1988	8	Southern U.
1989	8	Southern U.
1990	8	Texas Southern
1991	8	Jackson St.
1992	8	Mississippi Val.
1993	8	Southern U.
1994	8	Texas Southern
1995	6	Texas Southern
1996	6	Mississippi Val.
1997	8	Jackson St.
1998	8	Prairie View
1999	8	Alcorn St.
2000	8	Jackson St.
2001	8	Alabama St.
2002	8	Alcorn St.
2003	8	Texas Southern
2004	8	Alabama St.
2005	8	Alabama A&M
2006	8	Southern U.
2007	8	Jackson St.

SUMMIT LEAGUE

Season	No.	Regular Season
1983	8	Western Ill.
1984	8	Ill.-Chicago
1985	8	Cleveland St.
1986	8	Cleveland St.
1987	8	Missouri St.
1988	8	Missouri St.
1989	8	Missouri St.
1990	7	Missouri St.
1991	9	Northern Ill.
1992	9	Green Bay
1993	9	Cleveland St.
1994	10	Green Bay
1995	10	Valparaiso
1996	10	Valparaiso
1997	8	Valparaiso
1998	9	Valparaiso
1999	8	Valparaiso
2000	9	Oakland
2001	9	Southern Utah/Valparaiso
2002	8	Valparaiso
2003	8	Valparaiso
2004	9	Valparaiso
2005	9	Oral Roberts
2006	9	IUPUI/Oral Roberts
2007	8	Oral Roberts

Season	No.	Conference Tournament
1984	8	Western Ill.
1985	8	Eastern Ill.
1986	8	Cleveland St.
1987	8	Missouri St.
1988		DNP
1989	7	Missouri St.
1990	7	UNI
1991	8	Green Bay
1992	8	Eastern Ill.
1993	8	Wright St.
1994	8	Green Bay
1995	6	Valparaiso
1996	8	Valparaiso
1997	8	Valparaiso
1998	7	Valparaiso
1999	7	Valparaiso
2000	7	Valparaiso

Season	No.	Conference Tournament
2001	8	Southern Utah
2002	8	Valparaiso
2003	8	IUPUI
2004	8	Valparaiso
2005	8	Oakland
2006	8	Oral Roberts
2007	8	Oral Roberts

SUN BELT CONFERENCE

Season	No.	Regular Season
1977	6	Charlotte
1978	6	Charlotte
1979	6	South Ala.
1980	8	South Ala.
1981	7	VCU/South Ala./UAB
1982	6	UAB
1983	8	VCU/Old Dominion
1984	8	VCU
1985	8	VCU
1986	8	Old Dominion
1987	8	Western Ky.
1988	8	Charlotte
1989	8	South Ala.
1990	8	UAB
1991	8	South Ala.
1992	11	Louisiana Tech/La.-Lafayette
1993	10	New Orleans
1994	10	Western Ky.
1995	10	Western Ky.
1996	10	Ark.-Little Rock/New Orleans
1997	10	New Orleans/South Ala.
1998	10	South Ala./Arkansas St.
1999	8	Louisiana Tech
2000	9	La.-Lafayette/South Ala.
2001	12	Western Ky. (East)/ South Ala. (West)
2002	11	Western Ky. (East)/La.-Lafayette (West)/New Mexico St. (West)
2003	12	Western Ky. (East)/ La.-Lafayette (West)
2004	11	Ark.-Little Rock (East)/ La.-Lafayette (West)
2005	11	Ark.-Little Rock (East)/Denver (West)
2006	11	Western Ky. (East)/South Ala. (West)
2007	13	South Ala. (Eastern)/Arkansas St. (Western)/La.-Monroe (Western)

Season	No.	Conference Tournament
1977	6	Charlotte
1978	6	New Orleans
1979	6	Jacksonville
1980	8	VCU
1981	7	VCU
1982	6	UAB
1983	8	UAB
1984	8	UAB
1985	8	VCU
1986	8	Jacksonville
1987	8	UAB
1988	8	Charlotte
1989	8	South Ala.
1990	8	South Fla.
1991	8	South Ala.
1992	11	La.-Lafayette
1993	9	Western Ky.
1994	10	La.-Lafayette
1995	10	Western Ky.
1996	10	New Orleans
1997	10	South Ala.
1998	10	South Ala.
1999	8	Arkansas St.
2000	9	La.-Lafayette
2001	11	Western Ky.
2002	11	Western Ky.
2003	11	Western Ky.
2004	8	La.-Lafayette
2005	11	La.-Lafayette
2006	11	South Ala.
2007	13	North Texas

WEST COAST CONFERENCE

Season	No.	Regular Season
1953	5	Santa Clara
1954	5	Santa Clara
1955	5	San Francisco
1956	8	San Francisco
1957	8	San Francisco

Season	No.	Regular Season
1958	7	San Francisco
1959	7	St. Mary's (Cal.)
1960	7	Santa Clara
1961	7	Loyola Marymount
1962	7	Pepperdine
1963	7	San Francisco
1964	7	San Francisco
1965	8	San Francisco
1966	8	Pacific
1967	8	Pacific
1968	8	Santa Clara
1969	8	Santa Clara
1970	8	Santa Clara
1971	8	Pacific
1972	8	San Francisco
1973	8	San Francisco
1974	8	San Francisco
1975	8	UNLV
1976	7	Pepperdine
1977	8	San Francisco
1978	8	San Francisco
1979	8	San Francisco
1980	9	San Francisco/St. Mary's (Cal.)
1981	8	San Francisco/Pepperdine
1982	8	Pepperdine
1983	7	Pepperdine
1984	7	San Diego
1985	7	Pepperdine
1986	8	Pepperdine
1987	8	San Diego
1988	8	Loyola Marymount
1989	8	St. Mary's (Cal.)
1990	8	Loyola Marymount
1991	8	Pepperdine
1992	8	Pepperdine
1993	8	Pepperdine
1994	8	Gonzaga
1995	8	Santa Clara
1996	8	Gonzaga/Santa Clara
1997	8	St. Mary's (Cal.)/Santa Clara
1998	8	Gonzaga
1999	8	Gonzaga
2000	8	Pepperdine
2001	8	Gonzaga
2002	8	Gonzaga/Pepperdine
2003	8	Gonzaga
2004	8	Gonzaga
2005	8	Gonzaga
2006	8	Gonzaga
2007	8	Gonzaga

Season	No.	Conference Tournament
1987	8	Santa Clara
1988	8	Loyola Marymount
1989	8	Loyola Marymount
1990	8	DNP
1991	8	Pepperdine
1992	8	Pepperdine
1993	8	Santa Clara
1994	8	Pepperdine
1995	8	Gonzaga
1996	8	Portland
1997	8	St. Mary's (Cal.)
1998	8	San Francisco
1999	8	Gonzaga
2000	8	Gonzaga
2001	8	Gonzaga
2002	8	Gonzaga
2003	6	San Diego
2004	8	Gonzaga
2005	8	Gonzaga
2006	8	Gonzaga
2007	8	Gonzaga

WESTERN ATHLETIC CONFERENCE

Season	No.	Regular Season
1963	6	Arizona St.
1964	6	New Mexico/Arizona St.
1965	6	BYU
1966	6	Utah
1967	6	Wyoming/BYU
1968	6	New Mexico
1969	6	BYU/Wyoming
1970	8	UTEP
1971	8	BYU
1972	8	BYU
1973	8	Arizona St.
1974	8	New Mexico
1975	8	Arizona St.

Season	No.	Regular Season
1976	8	Arizona
1977	8	Utah
1978	8	New Mexico
1979	7	BYU
1980	8	BYU
1981	9	Utah/Wyoming
1982	9	Wyoming
1983	9	UTEP/Utah
1984	9	UTEP
1985	9	UTEP
1986	9	Wyoming/UTEP/Utah
1987	9	UTEP
1988	9	BYU
1989	9	Colorado St.
1990	9	Colorado St./BYU
1991	9	Utah
1992	9	UTEP/BYU
1993	10	BYU/Utah
1994	10	New Mexico
1995	10	Utah
1996	10	Utah
1997	16	Fresno St. (Pacific)/ Hawaii (Pacific)/Utah (Mountain)
1998	16	TCU (Pacific)/ Utah (Mountain)
1999	16	UNLV (Mountain)/ Tulsa (Mountain)/Utah (Pacific)
2000	8	Tulsa
2001	9	Fresno St.
2002	10	Hawaii/Tulsa
2003	10	Fresno St.
2004	10	UTEP/Nevada
2005	10	Nevada
2006	9	Nevada
2007	9	Nevada

Season	No.	Conference Tournament
1984	9	UTEP
1985	9	San Diego St.
1986	9	UTEP
1987	9	Wyoming
1988	9	Wyoming
1989	9	UTEP
1990	9	UTEP
1991	9	BYU
1992	8	BYU
1993	10	New Mexico
1994	10	Hawaii
1995	10	Utah
1996	10	New Mexico
1997	12	Utah
1998	12	UNLV
1999	12	Utah
2000	8	Fresno St.
2001	9	Hawaii
2002	10	Hawaii
2003	9	Tulsa
2004	10	Nevada
2005	10	UTEP
2006	8	Nevada
2007	9	New Mexico St.

**WESTERN NEW YORK
LITTLE THREE CONFERENCE**

Season	No.	Regular Season
1947	3	Canisius
1948	3	Niagara
1949	3	Niagara
1950	3	Canisius/Niagara/St. Bonaventure
1951	3	St. Bonaventure
1952	3	DNP
1953	3	Niagara
1954	3	Niagara
1955	3	Niagara
1956	3	Canisius
1957	3	Canisius/St. Bonaventure
1958	3	St. Bonaventure

YANKEE CONFERENCE

Season	No.	Regular Season
1947	6	Vermont
1948	6	Connecticut
1949	6	Connecticut
1950	6	Rhode Island
1951	6	Connecticut
1952	6	Connecticut
1953	6	Connecticut
1954	6	Connecticut

Season	No.	Regular Season
1955	6	Connecticut
1956	6	Connecticut
1957	6	Connecticut
1958	6	Connecticut
1959	6	Connecticut
1960	6	Connecticut
1961	6	Rhode Island
1962	6	Massachusetts
1963	6	Connecticut
1964	6	Connecticut/Rhode Island
1965	6	Connecticut
1966	6	Connecticut/Rhode Island
1967	6	Connecticut
1968	6	Massachusetts/Rhode Island
1969	6	Massachusetts
1970	6	Connecticut/Massachusetts
1971	6	Massachusetts
1972	6	Rhode Island
1973	7	Massachusetts
1974	7	Massachusetts
1975	7	Massachusetts

**INDEPENDENTS
(Best Record)**

Season	No.	Regular Season
1946	30	Yale
1947	32	Duquesne
1948	40	Bradley
1949	34	Villanova
1950	36	Toledo
1951	37	Dayton
1952	42	Seton Hall
1953	42	Seattle
1954	39	Holy Cross/Seattle
1955	41	Marquette
1956	35	Temple
1957	32	Seattle
1958	29	Temple
1959	32	St. Bonaventure
1960	34	Providence
1961	35	Memphis
1962	34	Loyola (Ill.)
1963	47	Loyola (Ill.)
1964	51	UTEP
1965	45	Providence
1966	44	UTEP
1967	47	Boston College
1968	47	Houston
1969	47	Boston College
1970	52	Jacksonville
1971	55	Marquette
1972	59	Oral Roberts
1973	68	Providence
1974	73	Notre Dame
1975	79	Tex.-Pan American
1976	79	Rutgers
1977	73	UNLV
1978	70	DePaul
1979	68	Syracuse
1980	55	DePaul
1981	54	DePaul
1982	52	DePaul
1983	19	New Orleans
1984	19	DePaul
1985	22	Notre Dame
1986	17	Notre Dame
1987	18	DePaul
1988	18	Akron
1989	22	Akron
1990	19	Wright St.
1991	17	DePaul
1992	12	Penn St.
1993	14	Milwaukee
1994	6	Southern Utah
1995	2	Notre Dame
1996	2	Oral Roberts
1997	3	Oral Roberts
1998	0	
1999	2	Denver
2000	5	Tex.-Pan American
2001	5	Stony Brook
2002	3	Tex.-Pan American
2003	6	Centenary (La.)
2004	4	A&M-Corpus Christi
2005	4	A&M-Corpus Christi
2006	4	A&M-Corpus Christi
2007	4	Tex.-Pan American

CONSECUTIVE REGULAR-SEASON WINNER

No.	Team	Conference	Seasons
13	UCLA	Pacific-10	1967-79
10	Connecticut	Yankee	1951-60
10	UNLV	Big West	1983-92
9	Kentucky	Southeastern	1944-52
8	Idaho St.	Rocky Mountain	1953-60
8	Long Beach St.	Big West	1970-77
7	Cincinnati	Conference USA	1996-2002
7	Coppin St.	Mid-Eastern	1993-99
7	Dartmouth	Ivy	1938-44
7	Gonzaga	West Coast	2001-07
7	Murray St.	Ohio Valley	1994-2000
7	Rhode Island	New England	1938-44
6	Arizona	Border	1946-51
6	Col. of Charleston	Southern	1999-2004
6	Cincinnati	Missouri Valley	1958-63
6	Davidson	Southern	1968-73
6	Kansas	Missouri Valley	1922-27
6	Kentucky	Southeastern	1968-73
6	Kentucky	Southeastern	2000-05
6	Penn	Ivy	1970-75
6	Weber St.	Big Sky	1968-73

CONSECUTIVE CONFERENCE TOURNAMENT WINNER

No.	Team	Conference	Seasons
7	Kentucky	Southeastern	1944-50
7	N.C. A&T	Mid-Eastern	1982-88
6	North Carolina St.	Southern	1947-52
6	Valparaiso	Mid-Continent	1995-2000
6	West Virginia	Southern	1955-60
5	Duke	Atlantic Coast	1999-2003
5	Massachusetts	Atlantic 10	1992-96
4	Arizona	Pacific-10	1988-90, 2002
4	Cincinnati	Great Midwest	1992-95
4	East Tenn. St.	Southern	1989-92
4	Gonzaga	West Coast	1999-2002
4	Gonzaga	West Coast	2004-07
4	Kentucky	Southeastern	1992-95
4	La.-Monroe	Southland	1990-93
4	Northeastern	America East	1984-87
4	Winthrop	Big South	1999-2002
3	28 tied		

REGULAR SEASON CONFERENCE TITLES WON OR SHARED (Includes divisional crowns)

No.	School	Conferences
50	Kansas	MVC, Big 8, Big 12
49	Kentucky	Southern, SEC
37	Penn	Ivy
32	North Carolina	Southern, ACC
31	Utah	Rocky Mountain, Mountain States, WAC, MWC
29	UCLA	Pac-10
28	Connecticut	Yankee, Big East
28	Princeton	Ivy
26	Arkansas	Southwest, SEC
26	Western Ky.	OVC, Sun Belt
24	Texas	Southwest, Big 12
22	BYU	Rocky Mountain, Mountain States, WAC, MWC
22	Cincinnati	MAC, MVC, Great Midwest, C-USA
21	Arizona	Border, WAC, Pac-10
21	Duke	Southern
21	Purdue	Big Ten
21	Wyoming	Rocky Mountain, Mountain States, WAC, MWC
20	Indiana	Big Ten
20	Louisville	MVC, Metropolitan, C-USA
20	Murray St.	OVC
20	St. Joseph's	East Coast, A-10

DIVISION I UNDEFEATED IN CONFERENCE PLAY

Minimum 6 conference games.

Year	Conference	Team	W-L	W-L
1904	Ivy	Columbia	10-0	14-0
1905	Ivy	Columbia	8-0	13-0
1908	Ivy	Penn	8-0	23-4
1908	Missouri Valley	Kansas	6-0	18-6
1909	Big Ten	Chicago	12-0	12-0
1912	Big Ten	Purdue	12-0	12-0
1912	Big Ten	Wisconsin	12-0	15-0
1912	Missouri Valley	Nebraska	8-0	14-1
1913	Big Ten	Wisconsin	12-0	14-1
1913	Missouri Valley	Nebraska	10-0	17-2
1914	Big Ten	Wisconsin	12-0	15-0
1914	Missouri Valley	Nebraska	7-0	15-3
1915	Big Ten	Illinois	12-0	16-0
1916	Big Ten	Wisconsin	12-0	20-1
1916	Missouri Valley	Nebraska	12-0	13-1
1916	Southwest	Texas	6-0	12-0
1920	Ivy	Penn	10-0	22-1
1920	Southwest	Texas A&M	16-0	19-0
1922	Pacific Coast	Idaho	7-0	19-1
1923	Missouri Valley	Kansas	16-0	17-1
1924	Southwest	Texas	20-0	23-0
1926	Pacific Coast	California	7-0	14-0
1927	Pacific Coast	California	7-0	13-0
1928	Missouri Valley	Oklahoma	18-0	18-0
1928	Southwest	Arkansas	12-0	19-1
1929	Big Six	Oklahoma	10-0	13-2
1929	Missouri Valley	Washington-St. Louis	7-0	11-7
1929	Pacific Coast	California	11-0	17-3
1930	Big Ten	Purdue	10-0	13-2
1931	Ivy	Columbia	10-0	20-2
1932	Missouri Valley	Creighton	8-0	17-4
1934	Eastern	Pittsburgh	8-0	18-4
1936	Big Six	Kansas	10-0	21-2
1936	Ivy	Columbia	12-0	19-3
1937	Ivy	Penn	12-0	17-3
1938	Border	New Mex. St.	18-0	22-3
1940	Missouri Valley	Oklahoma St.	12-0	26-3
1941	Southwest	Arkansas	12-0	20-3
1942	Border	West Tex. A&M	16-0	28-3
1943	Big Six	Kansas	10-0	22-6
1943	Big Ten	Illinois	12-0	17-1
1943	Border	West Tex. A&M	10-0	15-7
1943	Missouri Valley	Creighton	10-0	16-1
1944	Ivy	Dartmouth	8-0	19-2
1945	Border	New Mexico	12-0	14-2
1945	Southwest	Rice	12-0	20-1
1946	Big Six	Kansas	10-0	19-2
1946	Missouri Valley	Oklahoma St.	12-0	31-2
1947	Southwest	Texas	12-0	26-2
1948	Missouri Valley	Oklahoma St.	10-0	27-4
1948	Southeastern	Kentucky	9-0	36-3
1949	Southeastern	Kentucky	13-0	32-2
1951	Ivy	Columbia	12-0	22-1
1951	Southeastern	Kentucky	14-0	32-2
1952	Southeastern	Kentucky	14-0	29-3
1953	Rocky Mountain	Idaho St.	10-0	18-7
1953	Southeastern	LSU	13-0	22-3
1954	Southeastern	Kentucky	14-0	25-0
1954	Southeastern	LSU	14-0	20-5
1954	Southern	George Washington	10-0	23-3
1954	Yankee	Connecticut	7-0	23-3
1955	West Coast	San Francisco	12-0	28-1
1955	Yankee	Connecticut	7-0	20-5
1956	Pacific Coast	UCLA	16-0	22-6
1956	Southeastern	Alabama	14-0	21-3
1956	Southwest	Southern Methodist	12-0	25-4
1956	West Coast	San Francisco	14-0	29-0
1957	Atlantic Coast	North Carolina	14-0	32-0
1957	Rocky Mountain	Idaho St.	12-0	25-4
1957	Southern	West Virginia	12-0	25-5
1957	Yankee	Connecticut	8-0	17-8
1958	Mid-American	Miami (Ohio)	12-0	18-9
1958	Rocky Mountain	Idaho St.	10-0	22-6
1958	Southern	West Virginia	12-0	26-2
1958	West Coast	San Francisco	12-0	25-2

Year	Conference	Team	W-L	W-L
1958	Yankee	Connecticut	10-0	17-10
1959	Big Eight	Kansas St.	14-0	25-2
1959	Middle Atlantic	St. Joseph's	7-0	22-5
1959	Southern	West Virginia	11-0	29-5
1960	Rocky Mountain	Idaho St.	8-0	21-5
1961	Big Ten	Ohio St.	14-0	27-1
1961	Middle Atlantic	St. Joseph's	8-0	25-5
1962	Border	Arizona St.	8-0	23-4
1963	Atlantic Coast	Duke	14-0	27-3
1963	Middle Atlantic	St. Joseph's	8-0	23-5
1964	AAWU	UCLA	15-0	30-0
1964	West Coast	San Francisco	12-0	23-5
1965	AAWU	UCLA	14-0	28-2
1965	Southern	Davidson	12-0	24-2
1965	Yankee	Connecticut	10-0	23-3
1966	Ohio Valley	Western Ky.	14-0	25-3
1967	AAWU	UCLA	14-0	30-0
1967	West Coast	Pacific	14-0	24-4
1968	AAWU	UCLA	14-0	29-1
1969	Big Sky	Weber St.	15-0	27-3
1969	Ivy	Princeton	14-0	19-7
1969	Southern	Davidson	9-0	27-3
1970	Atlantic Coast	South Carolina	14-0	25-3
1970	Big Ten	Iowa	14-0	20-5
1970	Ivy	Penn	14-0	25-2
1970	Ohio Valley	Western Ky.	14-0	22-3
1970	Pacific Coast	Long Beach St.	10-0	24-5
1970	Southern	Davidson	10-0	22-5
1971	Big Eight	Kansas	14-0	27-3
1971	Ivy	Penn	14-0	28-1
1971	Middle Atlantic (E)	St. Joseph's	6-0	19-9
1971	Pacific Coast	Long Beach St.	10-0	24-5
1971	Pacific-8	UCLA	14-0	29-1
1971	Yankee	Massachusetts	10-0	23-4
1972	Middle Atlantic (E)	Temple	6-0	23-8
1972	Pacific-8	UCLA	14-0	30-0
1972	Southland	La.-Lafayette	8-0	25-4
1973	Atlantic Coast Middle	North Caro. St.	12-0	27-0
1973	Atlantic (E) Pacific-8	St. Joseph's UCLA	6-0 14-0	22-6 30-0
1973	Southland	La.-Lafayette	12-0	24-5
1974	Atlantic Coast	North Caro. St.	12-0	30-1
1974	Pacific Coast	Long Beach St.	12-0	24-2
1975	Big Ten	Indiana	18-0	31-1
1975	Southern	Furman	13-0	22-7
1976	Big Ten	Indiana	18-0	32-0
1976	Ivy	Princeton	14-0	22-5
1977	Southwest	Arkansas	16-0	26-2
1977	West Coast	San Francisco	14-0	29-2
1978	East Coast (W)	Lafayette	10-0	23-8
1978	Pacific-8	UCLA	14-0	25-3
1979	East Coast	Temple	13-0	25-4
1979	Missouri Valley	Indiana St.	16-0	33-1
1979	New Jersey-New York 7	Rutgers	6-0	22-9
1979	Southwestern	Alcorn St.	12-0	28-1
1979	Sun Belt	South Ala.	10-0	20-7
1980	Metro	Louisville	12-0	33-3
1980	Southwestern	Alcorn St.	12-0	28-2
1980	Trans America	La.-Monroe	6-0	17-11
1981	East Coast (E)	American	11-0	24-6
1982	East Coast	Temple	11-0	19-8
1982	West Coast	Pepperdine	14-0	22-7
1983	ECAC South	William & Mary	9-0	20-9
1983	Metro	Louisville	12-0	32-4
1983	Southwest	Houston	16-0	31-3
1984	Atlantic 10	Temple	18-0	26-5
1984	Atlantic Coast	North Carolina	14-0	28-3
1984	ECAC North	Atlantic Northeastern	14-0	27-5
1986	Missouri Valley	Bradley	16-0	32-3
1987	Atlantic Coast	North Carolina	14-0	32-4
1987	Gulf Star	Stephen F. Austin	10-0	22-6
1987	Pacific Coast	UNLV	18-0	37-2
1988	Atlantic 10	Temple	18-0	32-2
1988	Metro Atlantic	La Salle	14-0	24-10
1988	Mid-Eastern	N.C. A&T	16-0	26-3

Conference Overall					Conference Overall					Conference Overall				
Year	Conference	Team	W-L	W-L	Year	Conference	Team	W-L	W-L	Year	Conference	Team	W-L	W-L
1988	West Coast	Loyola			1996	Midwestern	Wis.-G.B.	16-0	25-4	2000	Ivy	Penn	14-0	21-8
		Marymount	14-0	28-4	1996	Southeastern (E)	Kentucky	16-0	34-2	2002	Big 12	Kansas	16-0	33-4
1990	Metro Atlantic	La Salle	16-0	30-2	1996	Southern	Davidson	14-0	25-5	2003	Big Sky	Weber St.	14-0	26-6
1991	Big West	UNLV	18-0	34-1	1996	Southwest	Texas Tech	14-0	30-2	2003	Ivy	Penn	14-0	22-6
1991	Ivy	Princeton	14-0	24-3	1997	Ivy	Princeton	14-0	24-4	2003	Southeastern	Kentucky	16-0	32-4
1992	Big West	UNLV	18-0	26-2	1997	Trans America (E)	Col. of Charleston	16-0	29-3	2004	Atlantic 10 (E)	St. Joseph's	16-0	30-2
1992	North Atlantic	Delaware	14-0	27-4			Princeton	14-0	27-2	2004	Ohio Valley	Austin Peay	16-0	22-10
1992	West Coast	Pepperdine	14-0	24-7	1998	Ivy	Princeton	14-0	27-2	2004	West Coast	Gonzaga	14-0	28-3
1993	Ivy	Penn	14-0	22-5	1998	Western Athletic (P)	TCU	14-0	27-6	2005	Big West	Pacific	18-0	27-4
1993	Mid-Eastern	Coppin St.	16-0	22-8	1999	Atlantic Coast	Duke	16-0	37-2	2005	Southern (S)	Davidson	16-0	23-9
1993	Sun Belt	New Orleans	18-0	26-4	1999	Southern (S)	Col. of Charleston	16-0	28-3	2006	Atlantic 10	George Washington	16-0	27-3
1994	Big Eight	Missouri	14-0	28-4			Utah	14-0	28-5	2006	Patriot	Bucknell	14-0	27-5
1994	Ivy	Penn	14-0	25-3	1999	Western Athletic (P)	Utah	14-0	28-5	2006	West Coast	Gonzaga	14-0	29-4
1994	Mid-Eastern	Coppin St.	16-0	22-8	2000	Big West (E)	Utah St.	16-0	28-6	2007	Big South	Winthrop	14-0	29-5
1995	American West	Southern Utah	6-0	17-11	2000	Conference USA (A)	Cincinnati	16-0	29-4	2007	Conference USA	Memphis	16-0	32-5
1995	Ivy	Penn	14-0	22-6										
1995	Midwestern	Xavier	14-0	23-5										

Division I Conference Alignment History

CHANGES FOR 2007-08

Team	Old Conference	New Conference
UC Davis	Division II	Big West
IPFW	Independent	Summit
Longwood	Division II	Independent
Northern Colo.	Division II	Big Sky
Valparaiso	Mid-Continent	Horizon

CHANGES FOR TEAMS NOT YET FULL-FLEDGE DIVISION I

Team	Status	New Conference
Central Ark.	Reclassifying	Southland
Fla. Gulf Coast	Reclassifying	Atlantic Sun
Kennesaw St.	Reclassifying	Atlantic Sun
North Dakota St.	Reclassifying	Summit
North Fla.	Reclassifying	Atlantic Sun
Presbyterian	Reclassifying	Big South
S.C. Upstate	Reclassifying	Atlantic Sun
South Dakota St.	Reclassifying	Summit
Utah Valley St.	Provisional	Western Athletic

AMERICA EAST CONFERENCE

- (1980-present)
- ECAC North (1980-82)
- ECAC North Atlantic (1983-89)
- North Atlantic (1990-96)
- America East (1997-present)

Albany (N.Y.)	2002-present
Binghamton	2002-present
Boston U.	1980-present
Canisius	1980-89
Colgate	1980-90
Delaware	1992-2001
Drexel	1992-2001
Hartford	1986-present
Hofstra	1995-2001
Holy Cross	1980-83
Maine	1980-present
UMBC	2004-present
New Hampshire	1980-present
Niagara	1980-89
Northeastern	1980-2005
Rhode Island	1980
Siena	1985-89
Stony Brook	2002-present
Towson	1996-2001
Vermont	1980-present

AMERICAN SOUTH CONFERENCE (1988-91)

Arkansas St.	1988-91
UCF	1991
Lamar	1988-91

Louisiana Tech	1988-91
New Orleans	1988-91
La.-Lafayette	1988-91
Tex.-Pan American	1988-91

AMERICAN WEST CONFERENCE (1995-96)

Cal Poly	1995-96
Cal St. Northridge	1995-96
Sacramento St.	1995-96
Southern Utah	1995-96

ATLANTIC COAST CONFERENCE (1954-present)

Boston College	2006-present
Clemson	1954-present
Duke	1954-present
Florida St.	1992-present
Georgia Tech	1980-present
Maryland	1954-present
Miami (Fla.)	2005-present
North Carolina	1954-present
North Carolina St.	1954-present
South Carolina	1954-71
Virginia	1954-present
Virginia Tech	2005-present
Wake Forest	1954-present

ATLANTIC SUN CONFERENCE (1979-present)

Trans America Athletic (1979-2001)

Ark.-Little Rock	1981-91
Belmont	2002-present
Campbell	1995-present
Centenary (La.)	1979-99
UCF	1993-2005
Col. of Charleston	1993-98
East Tenn. St.	2006-present
Fla. Atlantic	1994-present
Florida Int'l	1992-98
Gardner-Webb	2003-present
Ga. Southern	1981-92
Georgia St.	1985-2005
Hardin-Simmons	1979-89
Houston Baptist	1979-89
Jacksonville	1999-present
Jacksonville St.	1996-2003
Lipscomb	2004-present
Mercer	1979-present
Nicholls St.	1983-84
La.-Monroe	1979-82
Northwestern St.	1981-84
Oklahoma City	1979
Samford	1979-2003
Southeastern La.	1992-97
Stetson	1987-present
Tex.-Pan American	1979-80
Troy	1998-2005

ATLANTIC 10 CONFERENCE

- (1977-present)
- Eastern Collegiate Basketball League (1977-78)
- Eastern AA (1979-82)
- Eastern 8
- Atlantic 10 (1983-present)

Charlotte	2006-present
Dayton	1996-present
Duquesne	1977-92, 94-present
Fordham	1996-present
George Washington	1977-present
La Salle	1996-present
Massachusetts	1977-present
Penn St.	1977-79, 83-91
Pittsburgh	1977-82
Rhode Island	1981-present
Richmond	2002-present
Rutgers	1977-95
St. Bonaventure	1980-present
St. Joseph's	1983-present
St. Louis	2006-present
Temple	1983-present
Villanova	1977-80
Virginia Tech	1996-2000
West Virginia	1977-95
Xavier	1996-present

BIG EAST CONFERENCE (1980-present)

Boston College	1980-2005
Cincinnati	2006-present
Connecticut	1980-present
DePaul	2006-present
Georgetown	1980-present
Louisville	2006-present
Marquette	2006-present
Miami (Fla.)	1992-2004
Notre Dame	1996-present
Pittsburgh	1983-present
Providence	1980-present
Rutgers	1996-present
St. John's (N.Y.)	1980-present
Seton Hall	1980-present
South Fla.	2006-present
Syracuse	1980-present
Villanova	1981-present
Virginia Tech	2001-2004
West Virginia	1996-present

BIG EIGHT CONFERENCE**(1908-96)****Missouri Valley (1908-28)****Big Six (1929-47)****Big Seven (1948-58)****Big Eight (1959-96)**

Colorado	1948-96
Drake	1908-28
Grinnell	1919-28
Iowa St.	1908-96
Kansas	1908-96
Kansas St.	1914-96
Missouri	1908-96
Nebraska	1908-19, 21-96
Oklahoma	1920-96
Oklahoma St.	1926-28, 59-96
Washington-St. Louis	1908-10, 12-28

BIG SKY CONFERENCE**(1964-present)**

Boise St.	1971-96
Cal St. Northridge	1997-2001
Eastern Wash.	1988-present
Gonzaga	1964-79
Idaho	1964-96
Idaho St.	1964-present
Montana	1964-present
Montana St.	1964-present
Nevada	1980-92
Northern Ariz.	1971-present
Northern Colo.	2008-present
Portland St.	1999-present
Sacramento St.	1997-present
Weber St.	1964-present

BIG SOUTH CONFERENCE**(1986-present)**

Armstrong Atlantic	1986-87
Augusta St.	1986-91
Birmingham-So.	2004-06
Campbell	1986-94
Charleston So.	1986-present
Coastal Caro.	1986-present
Davidson	1991-92
Elon	2000-2003
High Point	2000-present
Liberty	1992-present
UMBC	1993-98
UNC Asheville	1986-present
UNC Greensboro	1993-97
Radford	1986-present
Towson	1993-95
VMI	2004-present
Winthrop	1986-present

BIG TEN CONFERENCE**(1895-present)****Intercollegiate Conference of Faculty****Representatives****Western Intercollegiate****Big Nine (1947-48)****Big Ten (1912-46, 49-present)**

Chicago	1895-46
Illinois	1895-present
Indiana	1899-present
Iowa	1899-present
Michigan	1895-present
Michigan St.	1949-present
Minnesota	1895-present
Northwestern	1895-present
Ohio St.	1912-present
Penn St.	1993-present
Purdue	1895-present
Wisconsin	1895-present

BIG 12 CONFERENCE**(1997-present)**

Baylor	1997-present
Colorado	1997-present
Iowa St.	1997-present
Kansas	1997-present
Kansas St.	1997-present
Missouri	1997-present
Nebraska	1997-present
Oklahoma	1997-present
Oklahoma St.	1997-present
Texas	1997-present
Texas A&M	1997-present
Texas Tech	1997-present

BIG WEST CONFERENCE**(1970-present)****Pacific Coast (1970-88)****Big West (1989-present)**

Boise St.	1997-2001
UC Davis	2008-present
UC Irvine	1978-present
UC Riverside	2002-present
UC Santa Barb.	1970-74, 77-present
Cal Poly	1997-present
Cal St. Fullerton	1975-present
Cal St. L.A.	1970-74
Cal St. Northridge	2002-present
Fresno St.	1970-92
Idaho	1997-2005
Long Beach St.	1970-present
Nevada	1993-2000
UNLV	1983-96
New Mexico St.	1984-2000
North Texas	1997-2000
Pacific	1972-present
San Diego St.	1970-78
San Jose St.	1970-96
Utah St.	1979-2005

BORDER CONFERENCE**(1932-40, 42-62)**

Arizona	1932-40, 42-61
Arizona St.	1932-40, 42-43, 44-62
Hardin-Simmons	1942-43, 45-62
New Mexico	1932-40, 42, 45-51
New Mexico St.	1932-40, 42-62
Northern Ariz.	1932-40, 42-53
UTEP	1936-40, 42-43, 44-62
Texas Tech	1933-40, 42-56
West Tex. A&M	1942-43, 45-62

COLONIAL ATHLETIC ASSOCIATION**(1983-present)**

American	1985-2001
Delaware	2002-present
Drexel	2002-present
East Caro.	1983-2001
George Mason	1983-present
Georgia St.	2006-present
Hofstra	2002-present
James Madison	1983-present
Navy	1983-91
UNC Wilmington	1985-present
Northeastern	2006-present
Old Dominion	1992-present
Richmond	1983-2001
Towson	2002-present
VCU	1996-present
William & Mary	1983-present

CONFERENCE USA**(1996-present)**

UAB	1996-present
UCF	2006-present
Charlotte	1996-2005
Cincinnati	1996-2005
DePaul	1996-2005
East Caro.	2002-present
Houston	1997-present
Louisville	1996-2005
Marquette	1996-2005
Marshall	2006-present
Memphis	1996-present
Rice	2006-present
St. Louis	1996-2005
South Fla.	1996-2005
SMU	2006-present
Southern Miss.	1996-present
UTEP	2006-present
TCU	2002-05
Tulane	1996-present
Tulsa	2006-present

EAST COAST CONFERENCE**(1959-92, 94)****Middle Atlantic (1959-74)****East Coast (1975-92, 94)**

American	1967-84
Brooklyn	1992
Bucknell	1959-90
Buffalo	1992, 94

Central Conn. St.	1991-92, 94
Chicago St.	1994
Delaware	1959-91
Drexel	1959-91
Gettysburg	1959-74
Hofstra	1966-92, 94
Lafayette	1959-90
La Salle	1959-83
Lehigh	1959-90
UMBC	1991-92
Muhlenberg	1959-64
Northeastern Ill.	1994
Rider	1967-92
Rutgers	1959-62
St. Joseph's	1959-82
Temple	1959-82
Towson	1983-92
Troy	1994
West Chester	1966-67, 69-74

EASTERN INTERCOLLEGIATE CONFERENCE**(1933-39)**

Bucknell	1934
Carnegie Mellon	1933-39
Georgetown	1933-39
Penn St.	1936-39
Pittsburgh	1933-39
Temple	1933-39
West Virginia	1933-39

GREAT MIDWEST CONFERENCE**(1992-95)**

UAB	1992-95
Cincinnati	1992-95
Dayton	1994-95
DePaul	1992-95
Marquette	1992-95
Memphis	1992-95
St. Louis	1992-95

GULF STAR CONFERENCE**(1985-87)**

Nicholls St.	1985-87
Northwestern St.	1985-87
Sam Houston St.	1985-87
Southeastern La.	1985-87
Stephen F. Austin	1985-87
Texas St.	1985-87

HORIZON LEAGUE**(1980-present)****Midwestern Collegiate (1980-2001)**

Butler	1980-present
Cleveland St.	1995-present
Dayton	1989-93
Detroit	1981-present
Duquesne	1993
Evansville	1980-94
Green Bay	1995-present
Ill.-Chicago	1995-present
La Salle	1993-95
Loyola (Ill.)	1980-present
Marquette	1990-91
Milwaukee	1995-present
Northern Ill.	1995-97
Oklahoma City	1980-85
Oral Roberts	1980-87
St. Louis	1983-91
Valparaiso	2008-present
Wright St.	1995-present
Xavier	1980-95
Youngstown St.	2002-present

IVY GROUP**(1902-08, 11-18, 20-present)****Eastern Intercollegiate League**

Brown	1954-present
Columbia	1902-08, 11-18, 20-present
Cornell	1902-08, 11-18, 20-present
Dartmouth	1912-18, 20-present
Harvard	1902-04, 06-07, 34-43, 47-present
Penn	1904-08, 11-18, 20-present

Princeton	1902-08, 11-18, 20-44, 46-present
Yale	1902-08, 11-18, 20-43, 47-present

METRO ATLANTIC ATHLETIC CONFERENCE (1982-present)

Army	1982-90
Canisius	1990-present
Fairfield	1982-present
Fordham	1982-90
Holy Cross	1984-90
Iona	1982-present
La Salle	1984-92
Loyola (Md.)	1990-present
Manhattan	1982-present
Marist	1998-present
Niagara	1990-present
Rider	1998-present
St. Peter's	1982-present
Siena	1990-present

METROPOLITAN COLLEGIATE ATHLETIC CONFERENCE (1976-95)

Charlotte	1992-95
Cincinnati	1976-91
Florida St.	1977-91
Georgia Tech	1976-78
Louisville	1976-95
Memphis	1976-91
St. Louis	1976-82
South Carolina	1984-91
South Fla.	1992-95
Southern Miss.	1983-95
Tulane	1976-85, 90-95
VCU	1992-95
Virginia Tech	1979-95

METROPOLITAN COLLEGIATE CONFERENCE (1966-69)

Fairleigh Dickinson	1966-69
Hofstra	1966-69
Iona	1966-69
Long Island	1966-69
Manhattan	1966-69
New York U.	1966-67
St. Francis (N.Y.)	1966-68
St. Peter's	1966-69
Seton Hall	1966-69
Wagner	1966-69

METROPOLITAN NEW YORK CONFERENCE (1943, 46-63)

Brooklyn	1943, 46-63
CCNY	1943, 46-63
Fordham	1943, 46-63
Hofstra	1943
Manhattan	1943, 46-63
New York U.	1943, 46-63
St. Francis (N.Y.)	1943, 46-63
St. John's (N.Y.)	1943, 46-63

MID-AMERICAN CONFERENCE (1947-present)

Akron	1993-present
Ball St.	1976-present
Bowling Green	1954-present
Buffalo	1999-present
Butler	1947-50
Case Reserve	1947-55
Central Mich.	1973-present
Cincinnati	1947-53
Eastern Mich.	1975-present
Kent St.	1952-present
Marshall	1954-69, 98-2005
Miami (Ohio)	1948-present
Northern Ill.	1976-86, 98-present
Ohio	1947-present
Toledo	1952-present
Wayne St. (Mich.)	1947
Western Mich.	1948-present

MID-EASTERN ATHLETIC CONFERENCE (1972-present)

Bethune-Cookman	1981-present
Coppin St.	1986-present

Delaware St.	1972-87, 89-present
Florida A&M	1981-83, 88-present
Hampton	1996-present
Howard	1972-present
Md.-East. Shore	1972-79, 83-present
Morgan St.	1972-80, 85-present
Norfolk St.	1998-present
N.C. A&T	1972-present
N.C. Central	1972-80
South Carolina St.	1972-present

MISSOURI VALLEY CONFERENCE (1908-present)

Bradley	1949-51, 56-present
Butler	1933-34
Cincinnati	1958-70
Creighton	1928-43, 46-48, 78-present
Detroit	1950-57
Drake	1908-51, 57-present
Evansville	1995-present
Grinnell	1919-39
Houston	1951-60
Illinois St.	1982-present
Indiana St.	1978-present
Iowa St.	1908-28
Kansas	1908-28
Kansas St.	1914-28
Louisville	1965-75
Memphis	1968-73
Missouri	1908-28
Missouri St.	1991-present
Nebraska	1908-19, 21-28
New Mexico St.	1973-83
North Texas	1958-75
UNI	1992-present
Oklahoma	1920-28
Oklahoma St.	1926-57
St. Louis	1938-43, 45-74
Southern Ill.	1976-present
Tulsa	1935-96
Washburn	1935-41
Washington-St. Louis	1908-10, 12-47
West Tex. A&M	1973-86
Wichita St.	1946-present

MOUNTAIN STATES CONFERENCE (1911-43, 46-62)

Also known as:

Rocky Mountain (1911-37)

Big Seven (1938-43, 46-47)

Skyline Six (1948-51)

Skyline Eight (1952-62)

Mountain States (1938-43, 46-62)

BYU	1924-42, 46-62
Colorado	1911-42, 46-47
Colorado Col.	1911-37
Colorado Mines	1911-37
Colorado St.	1911-22, 24-42, 46-62
Denver	1911-42, 46-62
Montana	1952-62
Montana St.	1925-37
New Mexico	1952-62
Northern Colo.	1925-37
Utah	1924-42, 46-62
Utah St.	1924-42, 46-62
Western St.	1925-37
Wyoming	1923-43, 46-62

MOUNTAIN WEST CONFERENCE (2000-present)

Air Force	2000-present
BYU	2000-present
Colorado St.	2000-present
UNLV	2000-present
New Mexico	2000-present
San Diego St.	2000-present
TCU	2006-present
Utah	2000-present
Wyoming	2000-present

NEW JERSEY-NEW YORK 7 CONFERENCE (1977-79)

Columbia	1977-79
Fordham	1977-79
Manhattan	1977-79
Princeton	1977-79
Rutgers	1977-79
St. John's (N.Y.)	1977-79
Seton Hall	1977-79

NORTHEAST CONFERENCE (1982-present)

ECAC Metro (1982-88)

Northeast (1989-present)

Baltimore	1982-83
Central Conn. St.	1998-present
Fairleigh Dickinson	1982-present
Long Island	1982-present
Loyola (Md.)	1982-89
Marist	1982-97
UMBC	1999-2003
Monmouth	1986-present
Mt. St. Mary's	1990-present
Quinnipiac	1999-present
Rider	1993-97
Robert Morris	1982-present
Sacred Heart	2000-present
St. Francis (N.Y.)	1982-present
St. Francis (Pa.)	1982-present
Siena	1982-84
Towson	1982
Wagner	1982-present

OHIO VALLEY CONFERENCE (1949-present)

Akron	1981-87
Austin Peay	1964-present
East Tenn. St.	1958-78
Eastern Ill.	1997-present
Eastern Ky.	1949-present
Evansville	1949-52
Jacksonville St.	2004-present
Louisville	1949
Marshall	1949-52
Middle Tenn.	1953-2000
Morehead St.	1949-present
Murray St.	1949-present
Samford	2004-present
Southeast Mo. St.	1992-present
Tenn.-Martin	1993-present
Tennessee St.	1988-present
Tennessee Tech	1949-present
Western Ky.	1949-82
Youngstown St.	1982-88

PACIFIC-10 CONFERENCE (1916-17, 19-present)

Pacific Coast (1916-59)

Big Five (1960-62)

Big Six (1963)

Athletic Association of Western Universities—

AAWU (1963-68)

Pacific 8 (1969-78)

Pacific-10 (1979-present)

Arizona	1979-present
Arizona St.	1979-present
California	1916-17, 19-present
Idaho	1922-59
Montana	1924-29
Oregon	1917, 19-59, 65-present
Oregon St.	1916-17, 19-59, 65-present
Southern California	1922-24, 26-present
Stanford	1917, 19-43, 46-present
UCLA	1928-present
Washington	1916-17, 19-present
Washington St.	1917, 19-59, 64-present

PATRIOT LEAGUE (1991-present)

American	2002-present
Army	1991-present
Bucknell	1991-present
Colgate	1991-present
Fordham	1991-95
Holy Cross	1991-present
Lafayette	1991-present
Lehigh	1991-present
Navy	1992-present

SOUTHEASTERN CONFERENCE (1933-present)

Alabama	1933-43, 45-present
Arkansas	1992-present
Auburn	1933-43, 45-present
Florida	1933-43, 45-present
Georgia	1933-present
Georgia Tech	1933-64
Kentucky	1933-52, 54-present

LSU	1933-present
Mississippi	1933-43, 45-present
Mississippi St.	1933-43, 45-present
Sewanee	1933-40
South Carolina	1992-present
Tennessee	1933-43, 45-present
Tulane	1933-66
Vanderbilt	1933-present

SOUTHERN CONFERENCE**(1922-present)****Southern Intercollegiate Athletic Association—
SIAA (1895-1921)**

Alabama	1922-32
Appalachian St.	1973-present
Auburn	1922-32
Col. of Charleston	1999-present
Chattanooga	1977-present
Citadel	1937-present
Clemson	1922-53
Davidson	1937-88, 93-present
Duke	1929-53
East Caro.	1966-77
East Tenn. St.	1979-2005
Elon	2004-present
Florida	1923-32
Furman	1937-42, 45-present
George Washington	1942-43, 46-70
Georgia	1922-32
Ga. Southern	1993-present
Georgia Tech	1922-32
Kentucky	1922-32
LSU	1923-32
Marshall	1977-97
Maryland	1924-53
Mississippi	1923-32
Mississippi St.	1922-30, 32
North Carolina	1922-53
UNC Greensboro	1998-present
North Carolina St.	1922-53
Richmond	1937-76
Sewanee	1924-32
South Carolina	1923-53
Tennessee	1922-32
Tulane	1923-32
Vanderbilt	1923-32
Virginia	1922-37
VMI	1926-2003
Virginia Tech	1922-65
Wake Forest	1937-43, 45-53
Wash. & Lee	1922-43, 46-58
West Virginia	1951-68
Western Caro.	1977-present
William & Mary	1937-77
Wofford	1998-present

SOUTHLAND CONFERENCE**(1964-present)**

Abilene Christian	1964-73
Arkansas St.	1964-87
Lamar	1964-87, 99-present
La.-Lafayette	1972-82
La.-Monroe	1983-2006
Louisiana Tech	1972-87
McNeese St.	1973-present
Nicholls St.	1992-present
North Texas	1983-96
Northwestern St.	1988-present
Sam Houston St.	1988-present
Southeastern La.	1998-present
Stephen F. Austin	1988-present
Texas-Arlington	1964-86, 88-present
UTSA	1992-present
A&M-Corpus Christi	2007-present
Texas St.	1988-present
Trinity (Tex.)	1964-72

SOUTHWEST CONFERENCE**(1915-96)**

Arkansas	1924-91
Baylor	1915-96
Houston	1976-96
Oklahoma St.	1918, 22-25
Phillips	1920
Rice	1915-16, 18-96
SMU	1919-96
Southwestern (Tex.)	1915-16
Texas	1915-96
Texas A&M	1915-96
TCU	1924-96
Texas Tech	1958-96

SOUTHWESTERN**ATHLETIC CONFERENCE****(1978-present)**

Alabama A&M	2000-present
Alabama St.	1983-present
Alcorn St.	1978-present
Ark.-Pine Bluff	1999-present
Grambling	1978-present
Jackson St.	1978-present
Mississippi Val.	1978-present
Prairie View	1978-present
Southern U.	1978-present
Texas Southern	1978-present

SUMMIT LEAGUE**(1983-present)****Mid-Continent (1983-2007)**

Akron	1991-92
Buffalo	1995-98
Centenary (La.)	2004-present
Central Conn. St.	1995-97
Chicago St.	1995-2006
Cleveland St.	1983-94
Eastern Ill.	1983-96
Green Bay	1983-94
Ill.-Chicago	1983-94
IPFW	2008-present
IUPUI	1999-present
Milwaukee	1994
UMKC	1995-present
Missouri St.	1983-90
Northeastern Ill.	1995-98
Northern Ill.	1991-94
UNI	1983-91
Oakland	2000-present
Oral Roberts	1998-present
Southern Utah	1998-present
Troy	1995-97
Valparaiso	1983-2007
Western Ill.	1983-present
Wright St.	1992-94
Youngstown St.	1993-2001

SUN BELT CONFERENCE**(1977-present)**

UAB	1980-91
Ark.-Little Rock	1992-present
Arkansas St.	1992-present
UCF	1992
Charlotte	1977-91
Denver	2000-present
Florida Int'l	1999-present
Georgia St.	1977-81
Jacksonville	1977-98
Lamar	1992-98
La.-Lafayette	1992-present
La.-Monroe	2007-present
Louisiana Tech	1992-2001
Middle Tenn.	2001-present
New Mexico St.	2001-05
New Orleans	1977-80, 92-present

North Texas	2001-present
Old Dominion	1983-91
South Ala.	1977-present
South Fla.	1977-91
Tex.-Pan American	1992-98
Troy	2006-present
VCU	1980-91
Western Ky.	1983-present

WEST COAST CONFERENCE**(1953-present)**

UC Santa Barb.	1965-69
Fresno St.	1956-57
Gonzaga	1980-present
Loyola Marymount	1956-present
Nevada	1970-79
UNLV	1970-75
Pacific	1953-71
Pepperdine	1956-present
Portland	1977-present
St. Mary's (Cal.)	1953-present
San Diego	1980-present
San Francisco	1953-82, 86-present
San Jose St.	1953-69
Santa Clara	1953-present
Seattle	1972-80

WESTERN ATHLETIC CONFERENCE**(1963-present)**

Air Force	1981-99
Arizona	1963-78
Arizona St.	1963-78
Boise St.	2002-present
BYU	1963-99
Colorado St.	1970-99
Fresno St.	1993-present
Hawaii	1980-present
Idaho	2006-present
Louisiana Tech	2002-present
Nevada	2001-present
UNLV	1997-99
New Mexico	1963-99
New Mexico St.	2006-present
Rice	1997-99
San Diego St.	1979-present
San Jose St.	1997-present
SMU	1997-2005
UTEP	1970-2005
TCU	1997-2001
Tulsa	1997-2005
Utah	1963-99
Utah St.	2006-present
Wyoming	1963-99

WESTERN NEW YORK**LITTLE THREE CONFERENCE****(1947-51, 53-58)**

Canisius	1947-51, 53-58
Niagara	1947-51, 53-58
St. Bonaventure	1947-51, 53-58

YANKEE CONFERENCE**(1938-43, 46-76)**

Boston U.	1973-76
Connecticut	1938-43, 46-76
Maine	1938-43, 46-76
Massachusetts	1947-76
New Hampshire	1938-43, 46-76
Northeastern	1938-43, 46-76
Rhode Island	1938-43, 46-76
Vermont	1947-76

Division I Alignment History

Abilene Christian	1971-73	Denver	1948-80, 1999-present	La.-Monroe	1974-present
Air Force	1958-present	DePaul	1948-present	LSU	1948-present
Akron	1948-50, 1981-present	Detroit	1948-present	Louisiana Tech	1974-present
Alabama	1948-present	Drake	1948-present	Louisville	1948-present
UAB	1980-present	Drexel	1974-present	Loyola Marymount	1950-present
Alabama A&M	2000-present	Duke	1948-present	Loyola (Ill.)	1948-present
Alabama St.	1983-present	Duquesne	1948-present	Loyola (La.)	1952-53, 1955-72
Albany (N.Y.)	2000-present	East Caro.	1965-present	Loyola (Md.)	1948-50, 1982-present
Alcorn St.	1978-present	East Tenn. St.	1959-present	Maine	1962-present
Alliant Int'l	1982-91	Eastern Ill.	1982-present	Manhattan	1948-present
American	1967-present	Eastern Ky.	1948, 1952-present	Marist	1982-present
Appalachian St.	1974-present	Eastern Mich.	1974-present	Marquette	1948-present
Arizona	1948, 1951-present	Eastern Wash.	1984-present	Marshall	1948, 1954-present
Arizona St.	1951-present	Elon	2000-present	Maryland	1948-present
Arkansas	1948-present	Evansville	1978-present	UMBC	1987-present
Ark.-Little Rock	1979-present	Fairfield	1965-present	Md.-East Shore	1974-75, 1982-present
Ark.-Pine Bluff	1999-present	Fairleigh Dickinson	1968-present	Massachusetts	1962-present
Arkansas St.	1971-present	Florida	1948-present	McNeese St.	1974-present
Armstrong Atlantic	1987	Florida A&M	1979-present	Memphis	1956-present
Army	1948-present	Fla. Atlantic	1994-present	Mercer	1974-present
Auburn	1948-present	Florida Int'l	1988-present	Miami (Fla.)	1949-53, 1955-71, 1986-present
Augusta	1985-91	Florida St.	1957-present	Miami (Ohio)	1948-present
Austin Peay	1964-present	Fordham	1948-present	Michigan	1948-present
Baldwin-Wallace	1948-53	Fresno St.	1956-58, 1971-present	Michigan St.	1948-present
Ball St.	1972-present	Furman	1948-present	Middle Tenn.	1959-present
Baltimore	1979-83	Gardner-Webb	2003-present	Milwaukee	1974-80, 1991-present
Baylor	1948-present	George Mason	1979-present	Minnesota	1948-present
Belmont	2000-present	George Washington	1948-present	Mississippi	1948-present
Bethune-Cookman	1981-present	Georgetown	1948-present	Mississippi St.	1948-present
Binghamton	2002-present	Georgia	1948-present	Mississippi Val.	1980-present
Birmingham-So.	2004-06	Ga. Southern	1974-present	Missouri	1948-present
Boise St.	1972-present	Georgia St.	1974-present	UMKC	1990-present
Boston College	1948-present	Georgia Tech	1948-present	Missouri St.	1983-present
Boston U.	1948-49, 1958-present	Gettysburg	1948-51, 1959-73	Monmouth	1984-present
Bowling Green	1948-present	Gonzaga	1953-present	Montana	1948, 1952-present
Bradley	1948-present	Grambling	1978-present	Montana St.	1948, 1958-present
BYU	1948-present	Green Bay	1982-present	Morehead St.	1956-present
Brooklyn	1948-49, 1983-92	Hamline	1948	Morgan St.	1985-present
Brown	1948-present	Hampton	1996-present	Morris Brown	2002-03
Bucknell	1948-present	Hardin-Simmons	1951-63, 1965-90	Mt. St. Mary's	1989-present
Buffalo	1974-77, 1992-present	Hartford	1985-present	Muhlenberg	1948-63
Butler	1948-present	Harvard	1948-present	Murray St.	1954-present
California	1948-present	Hawaii	1971-present	Navy	1948-present
UC Davis	2008-present	High Point	2000-present	Nebraska	1948-present
UC Irvine	1978-present	Hofstra	1967-present	UNLV	1970-present
UC Riverside	2002-present	Holy Cross	1948-present	Nevada	1948, 1970-present
UC Santa Barb.	1964-present	Houston	1951-present	New Hampshire	1962-present
Cal Poly	1995-present	Houston Baptist	1974-89	New Mexico	1951-present
Cal St. Fullerton	1975-present	Howard	1974-present	New Mexico St.	1951-present
Cal St. L.A.	1971-75	Idaho	1948-present	New Orleans	1976-present
Cal St. Northridge	1991-present	Idaho St.	1959-present	New York U.	1948-71; 84
Campbell	1978-present	Illinois	1948-present	Niagara	1948-present
Canisius	1948-present	Ill.-Chicago	1982-present	Nicholls St.	1981-present
Case Reserve	1948-55	Illinois St.	1972-present	Norfolk St.	1998-present
Catholic	1977-81	Indiana	1948-present	North Carolina	1948-present
Centenary (La.)	1960-present	IPFW	2003-present	UNC Asheville	1987-present
Central Conn. St.	1987-present	IUPUI	1999-present	UNC Greensboro	1992-present
UCF	1985-present	Indiana St.	1948, 1972-present	UNC Wilmington	1977-present
Central Mich.	1974-present	Iona	1954-present	N.C. A&T	1974-present
Col. of Charleston	1992-present	Iowa	1948-present	North Carolina St.	1948-present
Charleston So.	1975-present	Iowa St.	1948-present	North Texas	1958-present
Charlotte	1973-present	Jackson St.	1978-present	Northeastern	1973-present
Chattanooga	1978-present	Jacksonville	1967-present	Northeastern Ill.	1991-98
Chicago St.	1985-present	Jacksonville St.	1996-present	Northern Ariz.	1951-53, 1972-present
Cincinnati	1948-present	James Madison	1977-present	Northern Colo.	1974-78, 2008-present
Citadel	1948-present	John Carroll	1948-55	Northern Ill.	1968-present
CCNY	1948-53	Kansas	1948-present	UNI	1981-present
Clemson	1948-present	Kansas St.	1948-present	Northwestern	1948-present
Cleveland St.	1973-present	Kent St.	1948, 1952-present	Northwestern St.	1977-present
Coastal Caro.	1987-present	Kentucky	1948-52, 1954-present	Notre Dame	1948-present
Colgate	1948-present	Ky. Wesleyan	1957-58	Oakland	2000-present
Colorado	1948-present	La Salle	1948-present	Ohio	1948-present
Colorado St.	1948-present	Lafayette	1948-present	Ohio St.	1948-present
Columbia	1948-present	Lamar	1970-present	Oklahoma	1948-present
Connecticut	1948, 1952-present	Lawrence Tech	1948	Oklahoma City	1951-85
Coppin St.	1986-present	Lehigh	1948-present	Oklahoma St.	1948-present
Cornell	1948-present	Liberty	1989-present	Old Dominion	1977-present
Creighton	1948-56, 1960-present	Lipscomb	2004-present	Oral Roberts	1972-89, 1994-present
Dartmouth	1948-present	Long Beach St.	1970-present	Oregon	1948-present
Davidson	1948-present	Long Island	1948-51, 1969-present	Oregon St.	1948-present
Dayton	1948-present	Longwood	2008-present	Pacific	1954-present
Delaware	1958-present	La.-Lafayette	1972-73, 1976-present	Penn	1948-present
Delaware St.	1974-present				

Penn St.	1948-present	Siena	1948-49, 1951-60, 1977-present	Tulane	1948-85, 1990-present
Pepperdine	1956-present	South Ala.	1972-present	Tulsa	1948-present
Pittsburgh	1948-present	South Carolina	1948-present	UCLA	1948-present
Portland	1954-present	South Carolina St.	1974-present	Utah	1948-present
Portland St.	1973-81, 1999-present	South Fla.	1974-present	Utah St.	1948-present
Prairie View	1981-present	Southeast Mo. St.	1992-present	Utica	1982-87
Princeton	1948-present	Southeastern La.	1981-89, 1991-present	Valparaiso	1948-58, 1977-present
Providence	1949, 1958-present	Southern U.	1978-present	Vanderbilt	1948-present
Purdue	1948-present	Southern California	1948-present	Vermont	1962-present
Quinnipiac	1999-present	Southern Ill.	1968-present	Villanova	1948-present
Radford	1985-present	SMU	1948-present	Virginia	1948-present
Regis (Colo.)	1962-64	Southern Miss.	1969, 1973-present	VCU	1974-present
Rhode Island	1948-present	Southern Utah	1989-present	VMI	1948-present
Rice	1948-present	Stanford	1948-present	Virginia Tech	1948-present
Richmond	1948-present	Stephen F. Austin	1987-present	Wagner	1977-present
Rider	1968-present	Stetson	1972-present	Wake Forest	1948-present
Robert Morris	1977-present	Stony Brook	2000-present	Washington	1948-present
Rutgers	1948-present	Syracuse	1948-present	Washington-St. Louis	1948-50, 1954-60
Sacramento St.	1992-present	Temple	1948-present	Wash. & Lee	1948-59
Sacred Heart	2000-present	Tennessee	1948-present	Washington St.	1948-present
St. Bonaventure	1948-present	Tenn.-Martin	1993-present	Wayne St. (Neb.)	1948-50
St. Francis (N.Y.)	1948-present	Tennessee St.	1978-present	Weber St.	1964-present
St. Francis (Pa.)	1956-present	Tennessee Tech	1956-present	West Chester	1974-82
St. John's (N.Y.)	1948-present	Texas	1948-present	West Texas	1951-86
St. Joseph's	1948-present	Texas-Arlington	1969-present	West Virginia	1948-present
St. Louis	1948-present	UTEP	1951-present	Western Caro.	1977-present
St. Mary's (Cal.)	1948-present	Tex.-Pan American	1969-present	Western Ill.	1982-present
St. Peter's	1965-present	UTSA	1982-present	Western Ky.	1948-present
Sam Houston St.	1987-present	Texas A&M	1948-present	Western Mich.	1948-present
Samford	1973-present	A&M-Corpus Christi	1973, 2003-present	Wichita St.	1948-present
San Diego	1980-present	TCU	1948-present	William & Mary	1948-present
San Diego St.	1971-present	Texas Southern	1978-present	Winthrop	1987-present
San Francisco	1948-82, 1986-present	Texas St.	1985-present	Wisconsin	1948-present
San Jose St.	1953-present	Texas Tech	1951-present	Wofford	1996-present
Santa Clara	1948-present	Texas Wesleyan	1948	Wright St.	1988-present
Savannah St.	2003-present	Toledo	1948-present	Wyoming	1948-present
Scranton	1948	Towson	1980-present	Xavier	1948-present
Seattle	1953-80	Trinity (Tex.)	1971-73	Yale	1948-present
Seton Hall	1948-present	Troy	1994-present	Youngstown St.	1948, 1982-present

2007 Division II Conference Standings

CALIFORNIA COLLEGIATE ATHLETIC ASSOCIATION

	Conference			Full Season		
	W	L	Pct.	W	L	Pct.
Humboldt St. #.....	19	3	.864	26	4	.867
Cal St. San B'dino.....	18	4	.818	26	6	.813
Cal Poly Pomona.....	16	6	.727	20	8	.714
Sonoma St.	14	8	.636	15	11	.577
Cal St. Bakersfield.....	14	8	.636	15	14	.517
UC San Diego.....	10	12	.455	12	15	.444
Cal St. Stanislaus.....	9	13	.409	13	16	.448
Cal St. Dom. Hills.....	9	13	.409	12	15	.444
Cal St. Monterey Bay ..	9	13	.409	12	15	.444
Cal St. LA.....	7	15	.318	10	17	.370
Cal St. Chico.....	5	17	.227	7	20	.259
San Fran. St.	2	20	.091	6	21	.222

CENTRAL ATLANTIC COLLEGIATE CONFERENCE

	Conference			Full Season		
	W	L	Pct.	W	L	Pct.
Philadelphia U.	14	6	.700	20	10	.667
Holy Family.....	14	6	.700	19	9	.679
Post.....	14	6	.700	17	12	.586
Caldwell #.....	11	9	.550	19	12	.613
Goldie Beacom.....	11	9	.550	15	13	.536
Phila. Sciences.....	10	10	.500	14	15	.483
Dominican (N.Y.).....	10	10	.500	13	15	.464
Felician.....	10	10	.500	12	16	.429
Bloomfield.....	8	12	.400	10	17	.370
Nyack.....	7	13	.350	9	18	.333
Wilmington (Del.).....	1	19	.050	1	26	.037

CENTRAL INTERCOLLEGIATE ATHLETIC ASSOCIATION

	Conference			Full Season		
	W	L	Pct.	W	L	Pct.
Eastern Division						
Virginia Union.....	16	4	.800	23	6	.793
Virginia St.	15	5	.750	20	8	.714
Bowie St.	11	9	.550	19	10	.655
Elizabeth City St. #.....	8	12	.400	16	16	.500
St. Paul's.....	7	13	.350	11	17	.393
Shaw.....	1	19	.050	3	25	.107
Western Division						
St. Augustine's.....	14	6	.700	19	9	.679
Johnson C. Smith.....	14	6	.700	16	9	.640
Fayetteville St.	11	9	.550	16	13	.552
N.C. Central.....	8	12	.400	13	15	.464
Livingstone.....	5	15	.250	8	20	.286

CONFERENCE CAROLINAS

	Conference			Full Season		
	W	L	Pct.	W	L	Pct.
Barton #.....	19	1	.950	31	5	.861
Mount Olive.....	15	5	.750	23	8	.742
Queens (N.C.).....	15	5	.750	20	10	.667
Limestone.....	14	6	.700	20	9	.690
Pfeiffer.....	11	9	.550	17	11	.607
Erskine.....	9	11	.450	14	15	.483
St. Andrews.....	8	12	.400	11	17	.393
Belmont Abbey.....	6	14	.300	8	20	.286
Lees-McRae.....	5	15	.250	6	22	.214
Coker.....	4	16	.200	8	21	.276
Anderson (S.C.).....	4	16	.200	4	24	.143

EAST COAST CONFERENCE

	Conference			Full Season		
	W	L	Pct.	W	L	Pct.
NYIT.....	15	5	.750	19	9	.679
Bridgeport.....	14	6	.700	22	9	.710
Post.....	13	7	.650	19	11	.633
Adelphi #.....	12	8	.600	18	13	.581
Queens (N.Y.).....	11	9	.550	14	14	.500
St. Thomas Aquinas.....	11	9	.550	11	17	.393
Molloy.....	10	10	.500	14	15	.483
New Haven.....	8	12	.400	9	19	.321
Concordia (N.Y.).....	8	12	.400	8	18	.308
Dowling.....	5	15	.250	6	21	.222
Mercy.....	4	16	.200	5	22	.185

GREAT LAKES INTERCOLLEGIATE ATHLETIC CONFERENCE

	Conference			Full Season		
	W	L	Pct.	W	L	Pct.
North Division						
Grand Valley St.	15	3	.833	29	5	.853
Northern Mich.	11	7	.611	18	11	.621
Ferris St.	9	9	.500	11	17	.393
Michigan Tech.....	8	10	.444	13	15	.464
Saginaw Valley.....	8	10	.444	11	14	.440
Lake Superior St.	6	12	.333	9	18	.333
Northwood.....	3	15	.167	8	19	.296
South Division						
Findlay #.....	17	0	1.000	29	2	.935
Mercyhurst.....	9	8	.529	18	11	.621
Wayne St. (Mich.).....	9	8	.529	13	13	.500
Ashland.....	8	9	.471	16	12	.571
Hillsdale.....	7	10	.412	15	11	.577
Gannon.....	4	13	.235	9	17	.346

GREAT LAKES VALLEY CONFERENCE

Table with columns: Conference (W, L, Pct.), Full Season (W, L, Pct.). Rows include East Division (Northern Ky., St. Joseph's, etc.) and West Division (Southern Ind., Drury, etc.).

GREAT NORTHWEST ATHLETIC CONFERENCE

Table with columns: Conference (W, L, Pct.), Full Season (W, L, Pct.). Rows include Seattle #, Seattle Pacific, Alas. Anchorage, etc.

GULF SOUTH CONFERENCE

Table with columns: Conference (W, L, Pct.), Full Season (W, L, Pct.). Rows include East Division (Montevallo #, Valdosta St., etc.) and West Division (Henderson St., Christian Bros., etc.).

HEARTLAND CONFERENCE

Table with columns: Conference (W, L, Pct.), Full Season (W, L, Pct.). Rows include St. Edward's #, Incarnate Word, St. Mary's (Tex.), etc.

LONE STAR CONFERENCE

Table with columns: Conference (W, L, Pct.), Full Season (W, L, Pct.). Rows include North Division (Southeastern Okla., Central Okla., etc.) and South Division (Midwestern St., West Tex. A&M, etc.).

MID-AMERICA INTERCOLLEGIATE ATHLETICS ASSOCIATION

Table with columns: Conference (W, L, Pct.), Full Season (W, L, Pct.). Rows include Central Mo. St., Northwest Mo. St., Emporia St., etc.

NORTH CENTRAL CONFERENCE

Table with columns: Conference (W, L, Pct.), Full Season (W, L, Pct.). Rows include Minn. St. Mankato, South Dakota #, St. Cloud St., etc.

NORTHEAST-10 CONFERENCE

Table with columns: Conference (W, L, Pct.), Full Season (W, L, Pct.). Rows include Bentley #, St. Rose, Pace, etc.

NORTHERN SUN INTERCOLLEGIATE CONFERENCE

Table with columns: Conference (W, L, Pct.), Full Season (W, L, Pct.). Rows include Winona St., Southwest Minn. St., Concordia-St. Paul, etc.

PACIFIC WEST CONFERENCE

Table with columns: Conference (W, L, Pct.), Full Season (W, L, Pct.). Rows include Grand Canyon #, BYU-Hawaii, Chaminade, etc.

PEACH BELT CONFERENCE

Table with columns: Conference (W, L, Pct.), Full Season (W, L, Pct.). Rows include North Division (Lander #, S.C. Upstate, etc.) and South Division (Augusta St., Armstrong Atlantic, etc.).

PENNSYLVANIA STATE ATHLETIC CONFERENCE

Table with columns: Conference (W, L, Pct.), Full Season (W, L, Pct.). Rows include Eastern Division (Millersville #, East Stroudsburg, etc.) and Western Division (California (Pa.), Edinboro, etc.).

ROCKY MOUNTAIN ATHLETIC CONFERENCE

Table with columns: Conference (W, L, Pct.), Full Season (W, L, Pct.). Rows include East Division (Metro St. #, Neb.-Kearney, etc.) and West Division (Fort Lewis, Mesa St., etc.).

SOUTH ATLANTIC CONFERENCE

Table with columns: Conference (W, L, Pct.), Full Season (W, L, Pct.). Rows include Catawba, Presbyterian, Wingate #, etc.

SOUTHERN INTERCOLLEGIATE ATHLETIC CONFERENCE

Table with columns: Conference (W, L, Pct.), Full Season (W, L, Pct.). Rows include Benedict, Paine, Fort Valley St., etc.

SUNSHINE STATE CONFERENCE

Table with columns: Conference (W, L, Pct.), Full Season (W, L, Pct.). Rows include Rollins, Barry, Eckerd #, etc.

CONFERENCE

WEST VIRGINIA INTERCOLLEGIATE ATHLETIC CONFERENCE

	Conference			Full Season		
	W	L	Pct.	W	L	Pct.
Alderson-Broaddus ...	18	0	1.000	24	6	.800
West Liberty St.	17	1	.944	25	5	.833
West Va. St. #	13	5	.722	26	7	.788
Concord.....	12	6	.667	17	13	.567
Wheeling Jesuit	11	7	.611	18	10	.643
Salem Int'l.....	11	7	.611	15	12	.556
Shepherd.....	9	9	.500	16	13	.552
Charleston (W.Va.).....	9	9	.500	15	14	.517
Fairmont St.	8	10	.444	14	14	.500
Bluefield St.	5	13	.278	10	19	.345
Ohio Valley	5	13	.278	8	20	.286
Davis & Elkins.....	3	15	.167	6	21	.222
Glenville St.	3	15	.167	6	22	.214
W.V. Wesleyan.....	2	16	.111	3	25	.107
Pitt.-Johnstown *.....	-	-	-	21	9	.700
Seton Hill *	-	-	-	15	11	.577

DIVISION II INDEPENDENTS

	Conference		Pct.	Full Season		Pct.
	W	L		W	L	
Fla. Gulf Coast.....	27	6	.818			
Central St. (Ohio).....	22	5	.815			
Dist. Columbia.....	20	9	.690			
Oakland City.....	17	12	.586			
North Greenville.....	16	13	.552			
Flagler	14	13	.519			
Dixie St.	11	14	.440			
Chowan.....	11	15	.423			
Columbia Union.....	4	21	.160			
Palm Beach Atl.	3	27	.100			

#won conference tournament
*not eligible for conference championship

2007 Division III Conference Standings

ALLEGHENY MOUNTAIN COLLEGIATE CONFERENCE

	Conference			Full Season		
	W	L	Pct.	W	L	Pct.
Lake Erie #	17	1	.944	25	3	.893
Penn St.-Behrend	16	2	.889	19	8	.704
Pitt.-Bradford.....	10	8	.556	14	13	.519
Hilbert.....	9	9	.500	14	16	.467
Frostburg St.	9	9	.500	10	16	.385
Penn St.-Altoona	8	10	.444	10	16	.385
Medaille.....	7	11	.389	11	14	.440
La Roche	6	12	.333	8	16	.333
Mt. Aloysius	5	13	.278	9	16	.360
Pitt.-Greensburg.....	3	15	.167	3	22	.120

AMERICAN SOUTHWEST CONFERENCE

	Conference			Full Season		
	W	L	Pct.	W	L	Pct.
East Division						
Mississippi Col. #.....	19	1	.950	27	3	.900
Texas-Dallas.....	13	7	.650	18	8	.692
LeTourneau.....	13	7	.650	15	10	.600
Louisiana Col.	8	12	.400	8	17	.320
East Tex. Baptist	7	13	.350	8	17	.320
Ozarks (Ark.).....	7	13	.350	8	17	.320
Texas-Tyler.....	5	15	.250	7	17	.292
West Division						
Mary Hardin-Baylor....	17	4	.810	22	6	.786
McMurry	17	4	.810	20	7	.741
Hardin-Simmons.....	14	7	.667	16	12	.571
Concordia (Tex.).....	9	12	.429	10	16	.385
Sul Ross St.	8	13	.381	8	16	.333
Howard Payne.....	7	14	.333	7	18	.280
Schreiner.....	6	15	.286	6	19	.240
Texas Lutheran.....	4	17	.190	4	20	.167

CAPITAL ATHLETIC CONFERENCE

	Conference			Full Season		
	W	L	Pct.	W	L	Pct.
Hood	12	4	.750	21	8	.724
Catholic #.....	11	5	.688	23	6	.793
York (Pa.).....	10	6	.625	16	10	.615
Mary Washington.....	9	7	.563	16	10	.615
St. Mary's (Md.).....	9	7	.563	16	11	.593
Marymount (Va.)	9	7	.563	14	11	.560
Salisbury.....	7	9	.438	12	14	.462
Goucher.....	4	12	.250	7	18	.280
Gallaudet.....	1	15	.063	4	21	.160

CENTENNIAL CONFERENCE

	Conference			Full Season		
	W	L	Pct.	W	L	Pct.
Johns Hopkins #.....	15	3	.833	24	5	.828
Ursinus.....	13	5	.722	16	10	.615
Haverford.....	12	6	.667	14	12	.538
Gettysburg.....	10	8	.556	13	13	.500
Muhlenberg.....	9	9	.500	10	15	.400
McDaniel.....	8	10	.444	11	14	.440
Swarthmore.....	8	10	.444	11	14	.440
Frank. & Marsh.	7	11	.389	8	17	.320
Dickinson.....	5	13	.278	7	17	.292
Washington (Md.).....	3	15	.167	4	20	.167

CITY UNIVERSITY OF NEW YORK ATHLETIC CONFERENCE

	Conference			Full Season		
	W	L	Pct.	W	L	Pct.
York (N.Y.) #.....	10	3	.769	18	11	.621
Staten Island.....	9	4	.692	15	13	.536
Baruch.....	8	5	.615	11	16	.407
CCNY.....	7	6	.538	12	14	.462
Hunter.....	6	7	.462	12	14	.462
Lehman.....	6	7	.462	10	16	.385
John Jay.....	6	7	.462	7	19	.269
City Tech.....	6	7	.462	7	19	.269
Medgar Evers.....	5	8	.385	8	16	.333
Brooklyn.....	2	11	.154	10	14	.417

COMMONWEALTH COAST CONFERENCE

	Conference			Full Season		
	W	L	Pct.	W	L	Pct.
North Division						
Gordon	13	3	.813	19	8	.704
Endicott.....	12	4	.750	16	12	.571
Wentworth Inst. #.....	9	7	.563	17	12	.586
Colby-Sawyer.....	8	8	.500	10	15	.400
New England Col.	5	11	.313	10	15	.400
New England.....	5	11	.313	5	20	.200
South Division						
Curry.....	11	5	.688	16	14	.533
Roger Williams.....	10	6	.625	15	11	.577
Nichols.....	9	7	.563	14	11	.560
Salve Regina.....	8	8	.500	13	13	.500
Anna Maria.....	4	12	.250	7	18	.280
Eastern Nazarene.....	2	14	.125	2	23	.080

EMPIRE 8

	Conference			Full Season		
	W	L	Pct.	W	L	Pct.
St. John Fisher #.....	11	3	.786	24	6	.800
Utica.....	10	4	.714	19	7	.731
Ithaca.....	9	5	.643	15	13	.536
Rochester Inst.	8	6	.571	14	13	.519
Alfred.....	8	6	.571	10	14	.417
Nazareth.....	6	8	.429	11	14	.440
Hartwick.....	3	11	.214	10	15	.400
Elmira.....	1	13	.071	2	23	.080

GREAT NORTHEAST ATHLETIC CONFERENCE

	Conference			Full Season		
	W	L	Pct.	W	L	Pct.
Western New Eng.	14	2	.875	22	8	.733
Emerson.....	12	4	.750	16	10	.615
Rivier #.....	10	6	.625	20	9	.690
Norwich.....	9	7	.563	13	12	.520
Emmanuel.....	8	8	.500	12	16	.429
Johnson & Wales.....	8	8	.500	10	16	.385
Suffolk.....	7	9	.438	9	18	.333
Daniel Webster.....	2	14	.125	6	18	.250
Albertus Magnus.....	2	14	.125	2	23	.080

GREAT SOUTH ATHLETIC CONFERENCE

	Conference			Full Season		
	W	L	Pct.	W	L	Pct.
Maryville (Tenn.) #.....	6	0	1.000	22	7	.759
LaGrange.....	4	2	.667	18	9	.667
Piedmont.....	2	4	.333	13	13	.500
Huntington.....	0	6	.000	3	23	.115

HEARTLAND COLLEGIATE ATHLETIC CONFERENCE

	Conference			Full Season		
	W	L	Pct.	W	L	Pct.
Franklin	11	5	.688	16	10	.615
Bluffton.....	10	6	.625	18	8	.692
Transylvania #.....	10	6	.625	19	9	.679
Defiance.....	9	7	.563	17	9	.654
Hanover.....	9	7	.563	14	11	.560
Mt. St. Joseph.....	9	7	.563	13	12	.520
Manchester.....	7	9	.438	15	10	.600
Rose-Hulman.....	5	11	.313	9	16	.360
Anderson (Ind.).....	2	14	.125	9	16	.360

COLLEGE CONFERENCE OF ILLINOIS & WISCONSIN

Table with columns: Conference (W, L, Pct.), Full Season (W, L, Pct.). Rows include Augustana (Ill.) #, Elmhurst, Wheaton (Ill.), North Central (Ill.), Carthage, North Park, Ill. Wesleyan, Millikin.

IOWA INTERCOLLEGIATE ATHLETIC CONFERENCE

Table with columns: Conference (W, L, Pct.), Full Season (W, L, Pct.). Rows include Loras #, Coe, Buena Vista, Simpson, Central (Iowa), Dubuque, Wartburg, Cornell College, Luther.

LIBERTY LEAGUE

Table with columns: Conference (W, L, Pct.), Full Season (W, L, Pct.). Rows include Hamilton, St. Lawrence #, Vassar, Union (N.Y.), Hobart, RPI, Clarkson, Skidmore.

LITTLE EAST CONFERENCE

Table with columns: Conference (W, L, Pct.), Full Season (W, L, Pct.). Rows include Rhode Island Col. #, Keene St., Western Conn. St., Mass.-Dartmouth, Eastern Conn. St., Mass.-Boston, Plymouth St., Southern Me.

MASSACHUSETTS STATE COLLEGE ATHLETIC CONFERENCE

Table with columns: Conference (W, L, Pct.), Full Season (W, L, Pct.). Rows include Salem St., Bridgewater St., Westfield St., Worcester St., Fitchburg St., Framingham St., Mass. College.

MICHIGAN INTERCOLLEGIATE ATHLETIC ASSOCIATION

Table with columns: Conference (W, L, Pct.), Full Season (W, L, Pct.). Rows include Hope, Clavin #, Tri-State, Adrian, Albion, Kalamazoo, Olivet, Alma.

MIDDLE ATLANTIC CORPORATION

Table with columns: Conference (W, L, Pct.), Full Season (W, L, Pct.). Rows include Commonwealth League (Messiah, Juniata, Susquehanna, Widener #, Lebanon Valley, Albright, Moravian, Elizabethtown) and Freedom League (King's (Pa.) #, Scranton, DeSales, FDU-Florham, Lycoming, Wilkes, Drew, Delaware Valley).

MIDWEST CONFERENCE

Table with columns: Conference (W, L, Pct.), Full Season (W, L, Pct.). Rows include Grinnell, Carroll (Wis.) #, Ripon, Lake Forest, Lawrence, St. Norbert, Monmouth (Ill.), Beloit, Illinois Col., Knox.

MINNESOTA INTERCOLLEGIATE ATHLETIC CONFERENCE

Table with columns: Conference (W, L, Pct.), Full Season (W, L, Pct.). Rows include St. Thomas (Minn.) #, St. John's (Minn.), Bethel (Minn.), Gust. Adolphus, Carleton, St. Olaf, Macalester, Augsburg, Hamline, St. Mary's (Minn.), Concordia-Mhead.

NEW ENGLAND SMALL COLLEGE ATHLETIC CONFERENCE

Table with columns: Conference (W, L, Pct.), Full Season (W, L, Pct.). Rows include Amherst, Trinity (Conn.), Williams #, Colby, Middlebury, Tufts, Bates, Bowdoin, Wesleyan (Conn.), Connecticut Col.

NEW ENGLAND WOMEN'S AND MEN'S ATHLETICS CONFERENCE

Table with columns: Conference (W, L, Pct.), Full Season (W, L, Pct.). Rows include WPI, Babson, Springfield, MIT, Clark (Mass.), Wheaton (Mass.), Coast Guard #.

NEW JERSEY ATHLETIC CONFERENCE

Table with columns: Conference (W, L, Pct.), Full Season (W, L, Pct.). Rows include North Division (New Jersey City, Ramapo #, Rutgers-Newark).

Table with columns: W, L, Pct., W, L, Pct. Rows include Wm. Paterson, Montclair St., South Division (Rowan, Richard Stockton, New Jersey, Kean, Rutgers-Camden).

NORTH ATLANTIC CONFERENCE

Table with columns: Conference (W, L, Pct.), Full Season (W, L, Pct.). Rows include East Division (Husson, Maine Maritime, Me.-Farmington, Mount Ida, Thomas) and West Division (Elms #, Lasell, Castleton, Lesley, Johnson St., Becker).

NORTH COAST ATHLETIC CONFERENCE

Table with columns: Conference (W, L, Pct.), Full Season (W, L, Pct.). Rows include Wooster #, Wittenberg, Ohio Wesleyan, Allegheny, Wabash, Kenyon, Earlham, Hiram, Denison, Oberlin.

NORTH EASTERN ATHLETIC CONFERENCE

Table with columns: Conference (W, L, Pct.), Full Season (W, L, Pct.). Rows include North Division (Baptist Bible (Pa.), Keuka, Keystone, Cazenovia, D'Youville, Bard) and South Division (Villa Julie #, Chestnut Hill, Penn St.-Berks, Phila. Biblical, Purchase, Polytechnic (N.Y.)).

NORTHERN ATHLETICS CONFERENCE

Table with columns: Conference (W, L, Pct.), Full Season (W, L, Pct.). Rows include Aurora #, Edgewood, Dominican (Ill.), Lakeland, Wisc. Lutheran, Marian (Wis.), Benedictine (Ill.), Concordia (Wis.), Concordia (Chicago), Rockford, Maranatha Baptist.

NORTHWEST CONFERENCE

Table with columns: Conference (W, L, Pct.), Full Season (W, L, Pct.). Rows include Whitworth #, Lewis & Clark, Puget Sound, Pacific (Ore.), George Fox, Willamette, Pacific Lutheran, Whitman, Linfield.

CONFERENCE

OHIO ATHLETIC CONFERENCE

	Conference			Full Season		
	W	L	Pct.	W	L	Pct.
Capital#.....	13	5	.722	19	9	.679
John Carroll.....	13	5	.722	21	10	.677
Ohio Northern.....	12	6	.667	19	7	.731
Baldwin-Wallace.....	12	6	.667	18	9	.667
Otterbein.....	11	7	.611	16	11	.593
Heidelberg.....	9	9	.500	13	13	.500
Wilmington.....	8	10	.444	13	13	.500
Muskingum.....	6	12	.333	12	13	.480
Mt. Union.....	5	13	.278	10	15	.400
Marietta.....	1	17	.056	5	20	.200

OLD DOMINION ATHLETIC CONFERENCE

	Conference			Full Season		
	W	L	Pct.	W	L	Pct.
Va. Wesleyan.....	17	1	.944	28	5	.848
Guilford.....	15	3	.833	24	5	.828
Roanoke.....	11	7	.611	17	11	.607
Hampden-Sydney #...	10	8	.556	19	11	.633
Emory & Henry.....	10	8	.556	14	11	.560
Randolph-Macon.....	9	9	.500	14	12	.538
Wash. & Lee.....	6	12	.333	11	14	.440
Bridgewater (Va.).....	6	12	.333	10	17	.370
Eastern Mennonite.....	3	15	.167	7	17	.292
Lynchburg.....	3	15	.167	6	19	.240

PENNSYLVANIA ATHLETIC CONFERENCE

	Conference			Full Season		
	W	L	Pct.	W	L	Pct.
Alvernia #.....	16	2	.889	23	5	.821
Gwynedd-Mercy.....	12	6	.667	14	13	.519
Eastern.....	10	8	.556	16	11	.593
Neumann.....	10	8	.556	13	13	.500
Immaculata.....	10	8	.556	12	16	.429
Arcadia.....	9	9	.500	11	14	.440
Wesley.....	9	9	.500	11	15	.423
Misericordia.....	8	10	.444	10	15	.400
Cabrini.....	4	14	.222	5	20	.200
Marywood.....	2	16	.111	5	20	.200

PRESIDENTS' ATHLETIC CONFERENCE

	Conference			Full Season		
	W	L	Pct.	W	L	Pct.
Westminster (Pa.).....	10	2	.833	18	9	.667
Bethany (W.V.).....	9	3	.750	19	9	.679
Wash. and Jeff.....	8	4	.667	14	14	.500
Grove City #.....	6	6	.500	16	12	.571
Waynesburg.....	4	8	.333	12	13	.480
Thomas More.....	3	9	.250	3	23	.115
Thiel.....	2	10	.167	5	20	.200

ST. LOUIS INTERCOLLEGIATE ATHLETIC CONFERENCE

	Conference			Full Season		
	W	L	Pct.	W	L	Pct.
MacMurray.....	14	4	.778	16	9	.640
Webster.....	14	4	.778	16	10	.615
Eureka.....	12	6	.667	16	10	.615
Fontbonne #.....	12	6	.667	16	12	.571
Westminster (Mo.).....	11	7	.611	15	9	.625
Greenville.....	11	7	.611	13	12	.520
Blackburn.....	8	10	.444	10	15	.400
Maryville (Mo.).....	5	13	.278	6	19	.240
Lincoln Christian.....	2	16	.111	4	18	.182
Principia.....	1	17	.056	1	22	.043

SKYLINE CONFERENCE

	Conference			Full Season		
	W	L	Pct.	W	L	Pct.
Manhattanville #.....	13	3	.813	23	6	.793
Stevens Tech.....	13	3	.813	23	7	.767
Old Westbury.....	12	4	.750	18	10	.643
Farmingdale St.....	11	5	.688	18	10	.643
St. Joseph's (L.I.).....	11	5	.688	17	10	.630
Merchant Marine.....	9	7	.563	14	12	.538
Yeshiva.....	8	8	.500	15	11	.577
Mt. St. Mary.....	6	10	.375	9	16	.360
Maritime (N.Y.).....	3	13	.188	4	21	.160
Centenary (N.J.).....	1	15	.063	3	21	.125
Mt. St. Vincent.....	1	15	.063	3	22	.120

SOUTHERN CALIFORNIA INTERCOLLEGIATE ATHLETIC CONFERENCE

	Conference			Full Season		
	W	L	Pct.	W	L	Pct.
Occidental #.....	12	2	.857	19	6	.760
Redlands.....	10	4	.714	17	7	.708
Cal Lutheran.....	10	4	.714	17	8	.680
Pomona-Pitzer.....	10	4	.714	16	8	.667
Claremont-M-S.....	7	7	.500	15	10	.600
LaVerne.....	4	10	.286	6	20	.231
Whittier.....	3	11	.214	9	16	.360
Caltech.....	0	14	.000	1	24	.040

SOUTHERN COLLEGIATE ATHLETIC CONFERENCE

	Conference			Full Season		
	W	L	Pct.	W	L	Pct.
Centre #.....	12	2	.857	24	5	.828
DePauw.....	12	2	.857	22	6	.786
Millsaps.....	11	3	.786	18	9	.667
Trinity (Tex.).....	8	6	.571	16	12	.571
Hendrix.....	7	7	.500	15	10	.600
Ogelthorpe.....	7	7	.500	14	12	.538
Southwestern (Tex.)...	5	9	.357	11	15	.423
Sewanee.....	5	9	.357	6	19	.240
Rhodes.....	3	11	.214	8	15	.348
Austin.....	0	14	.000	5	19	.208

STATE UNIVERSITY OF NEW YORK ATHLETIC CONFERENCE

	Conference			Full Season		
	W	L	Pct.	W	L	Pct.
Brockport St.....	14	2	.875	26	6	.813
Plattsburgh St. #.....	11	5	.688	21	9	.700
Oswego St.....	10	6	.625	17	13	.567
Genesee St.....	9	7	.563	15	11	.577
SUNYIT.....	9	7	.563	16	12	.571
Oneonta St.....	9	7	.563	11	15	.423
Buffalo St.....	7	9	.438	12	13	.480
Cortland St.....	6	10	.375	10	16	.385
Potsdam St.....	6	10	.375	9	16	.360
New Paltz St.....	4	12	.250	11	14	.440
Fredonia St.....	3	13	.188	6	18	.250

USA SOUTH ATHLETIC CONFERENCE

	Conference			Full Season		
	W	L	Pct.	W	L	Pct.
Averett #.....	9	3	.750	20	7	.741
Greensboro.....	9	3	.750	20	7	.741
Chris. Newport.....	7	5	.583	15	11	.577
Methodist.....	6	6	.500	11	14	.440
Ferrum.....	5	7	.417	12	15	.444
N.C. Wesleyan.....	5	7	.417	12	15	.444
Shenandoah.....	1	11	.083	7	18	.280

UNIVERSITY ATHLETIC ASSOCIATION

	Conference			Full Season		
	W	L	Pct.	W	L	Pct.
Washington-St. Louis #.	11	3	.786	25	5	.833
Chicago.....	11	3	.786	20	6	.769
Brandeis.....	9	5	.643	20	7	.741
Rochester.....	9	5	.643	18	8	.692
New York U.....	8	6	.571	22	6	.786
Carnegie Mellon.....	5	9	.357	12	13	.480
Emory.....	2	12	.143	8	17	.320
Case Reserve.....	1	13	.071	5	20	.200

UPPER MIDWEST ATHLETIC CONFERENCE

	Conference			Full Season		
	W	L	Pct.	W	L	Pct.
Northwestern (Minn.)..	12	2	.857	21	6	.778
Bethany Lutheran.....	10	4	.714	13	12	.520
St. Scholastica #.....	9	5	.643	14	13	.519
Martin Luther.....	9	5	.643	12	14	.462
Presentation.....	6	8	.429	9	15	.375
Minn.-Morris.....	6	8	.429	9	16	.360
Northland.....	4	10	.286	9	16	.360
Crown (Minn.).....	0	14	.000	1	22	.043

WISCONSIN INTERCOLLEGIATE ATHLETIC CONFERENCE


	Conference			Full Season		
	W	L	Pct.	W	L	Pct.
Wis.-Stevens Point #...	15	1	.938	26	3	.897
Wis.-Oshkosh.....	12	4	.750	21	6	.778
Wis.-La Crosse.....	12	4	.750	19	8	.704
Wis.-Whitewater.....	10	6	.625	18	9	.667
Wis.-Platteville.....	8	8	.500	13	12	.520
Wis.-Stout.....	5	11	.313	12	13	.480
Wis.-River Falls.....	5	11	.313	10	16	.385
Wis.-Eau Claire.....	3	13	.188	10	16	.385
Wis.-Superior.....	2	14	.125	7	18	.280

DIVISION III INDEPENDENTS

	W	L	Pct.
Chapman.....	21	5	.808
Menlo.....	11	3	.786
St. Joseph's (Me.).....	22	8	.733
Lincoln (Pa.).....	20	9	.690
Milwaukee Engr.....	16	11	.593
Newbury.....	15	12	.556
Lyndon St.....	10	11	.476
Dallas.....	12	14	.462
La Sierra.....	11	14	.440
Rust.....	11	14	.440
Mitchell.....	11	16	.407
Southern Vt.....	9	14	.391
Morrisville St.....	8	18	.308
North Central (Minn.).....	7	16	.304
Neb. Wesleyan.....	7	19	.269
Fisk.....	6	18	.250
Finlandia.....	5	18	.217
Colorado Col.....	4	21	.160
Me.-Presque Isle.....	3	19	.136
Clarke.....	2	18	.100
UC Santa Cruz.....	2	21	.087
Green Mountain.....	2	22	.083

#won conference tournament

2007 Results, All Divisions



2006-07 Results—All Divisions

Following is an alphabetical listing of the 2006-07 season's game-by-game scores for the men's teams of the member colleges and universities of the National Collegiate Athletic Association.

Below each team's name and location appear the name of its 2006-07 head coach and his alma mater, where available. All other information is from the current season. Divisional designation for each team is indicated in the upper right-hand corner of each listing.

Squares () indicate home games and daggers (†) indicate neutral-site games.

All records are restricted to varsity games between four-year college institutions.

The 2007-08 schedules and updated information can be found on the World Wide Web at www.ncaasports.com.

ABILENE CHRISTIAN Abilene, TX 79699..... II

Coach: Jason Copeland, Lubbock Chrst. 1997

2006-07 RESULTS (10-16)

71 Hillsdale Baptist46
116 Concordia (Tex.)114
87 Howard Payne81
60 St. Edward's65
88 Tex. A&M-Commerce84
76 Dallas Baptist61
65 Northeastern St.66
66 Central Okla.92
95 Rhema50
70 St. Mary's (Tex.)68
72 St. Edward's61
62 East Central57
66 Southeastern Okla.77
84 Southwestern Okla.91
82 Eastern N.M.86
69 West Tex. A&M78
92 Angelo St.76
74 Tex. A&M-Kingsville85
75 Midwestern St.93
67 Tarleton St.87
67 Midwestern St.93
80 Tarleton St.81
76 Eastern N.M.89
68 West Tex. A&M80
62 Angelo St.67
87 Tex. A&M-Kingsville92

Nickname: Wildcats
Colors: Purple & White
Arena: Moody Coliseum
Capacity: 4,600; Year Built: 1968
AD: Jared Mosley
SID: Lance Fleming

ADAMS ST. Alamosa, CO 81102..... II

Coach: Larry Mortensen, Adams St. 1988

2006-07 RESULTS (16-14)

75 Tex. Permian Basin78
55 Dixie St.66
69 West Tex. A&M62
69 Southwestern Okla. †84
52 Dixie St.68
45 Carroll (Mont.) †65
62 Westminster (Utah) †63
59 Regis (Colo.)60
89 UC-Colo. Springs76
68 Colo. Christian64
49 Metro St.81
77 Neb.-Kearney84
82 Chadron St.69
58 Colorado Mines59
79 Western N.M.65
95 N.M. Highlands70
80 Colorado St.-Pueblo76

64 Western St.51
77 Fort Lewis85
79 Mesa St.75
85 Colorado St.-Pueblo74
70 Western St.77
91 Mesa St.78
85 Fort Lewis77
87 N.M. Highlands79
82 Western N.M.73
98 UC-Colo. Springs83
97 Neb.-Kearney †90
60 Metro St. †70
48 Metro St. †71

Nickname: Grizzlies
Colors: Green & White
Arena: Plachy Hall
Capacity: 2,300; Year Built: 1960
AD: Larry Mortensen
SID: Chris Day

ADELPHI Garden City, NY 11530-0701..... II

Coach: James Cosgrove, St. Anselm 1987

2006-07 RESULTS (18-13)

43 Bentley69
75 Bloomfield60
85 NYIT92
72 Concordia (N.Y.)64
54 St. Thomas Aquinas64
74 Mercy37
63 Assumption76
78 St. Michael's †79
70 Pace67
66 Philadelphia U.62
59 New Haven61
64 Queens (N.Y.)50
72 Dowling55
71 Bridgeport76
77 C.W. Post67
60 Molloy64
75 NYIT72
56 Caldwell69
71 Concordia (N.Y.)59
54 St. Thomas Aquinas61
73 Mercy54
74 New Haven60
96 Queens (N.Y.)84
65 Dowling44
60 Bridgeport63
53 C.W. Post66
76 Molloy52
85 Queens (N.Y.)79
65 NYIT †59
61 C.W. Post †58
55 Bryant †77

Nickname: Panthers
Colors: Brown & Gold
Arena: Woodruff Hall
Capacity: 800; Year Built: 1929
AD: Robert E. Hartwell
SID: Adam Siepiola

ADRIAN Adrian, MI 49221..... III

Coach: Buck Riley, Southwestern Okla. 1967

2006-07 RESULTS (10-15)

51 Albright74
62 Neumann †68
55 Rochester College66
54 Siena Heights58
74 Rochester College85
66 Azusa Pacific †82
63 Mont. St.-Northern †71
79 Manchester80
77 Oberlin40
81 Albion76
77 Kalamazoo65
79 Calvin75
69 Olivet66
42 Hope81
59 Tri-State75
79 Alma73
71 Albion64
67 Kalamazoo80
65 Calvin84
63 Olivet44
71 Hope84
62 Tri-State70
86 Alma81
66 Albion64
61 Hope77

Nickname: Bulldogs
Colors: Gold & Black
Arena: Merrillat Center
Capacity: 1,350; Year Built: 1990
AD: Michael Duffy
SID: Nate Jorgensen

AIR FORCE USAF Academy, CO 80840-5001.. I

Coach: Jeff Bzdclik, Ill.-Chicago 1976

2006-07 RESULTS (26-9)

81 Ark.-Pine Bluff45
69 Long Beach St. †68
79 Stanford45
84 Colorado46
56 Duke †71
67 Texas Tech †53
83 Radford59
94 Wake Forest †58
78 IPFW66
70 Tex.-Pan American58
82 Colorado Col.31
70 Norfolk St.47
66 George Washington †52
78 Santa Clara48
81 Colorado St.75
56 UNLV50
65 New Mexico57
58 Wyoming56
79 Utah85
56 San Diego St.51
72 TCU39
52 BYU61
88 Wyoming43
41 San Diego St.62
60 New Mexico51
69 Utah43
67 Colorado St.58
50 UNLV60
66 TCU71
58 BYU62
62 Wyoming †67
75 Austin Peay51
83 Georgia52
52 DePaul51
67 Clemson †68

Nickname: Falcons
Colors: Blue & Silver

Arena: Clune Arena
Capacity: 5,939; Year Built: 1968
AD: Hans J. Mueh
SID: Jerry Cross

AKRON Akron, OH 44325..... I

Coach: Keith Dambrot, Akron 1982

2006-07 RESULTS (26-7)

79 Ark.-Little Rock †81
89 Gardner-Webb †61
97 Tiffin35
63 Niagara48
61 Oral Roberts59
90 Binghamton55
79 Winston-Salem67
80 Ill.-Chicago86
79 St. Francis (Pa.)44
71 Nevada73
92 Loyola Marymount52
70 Youngstown St.61
72 Ohio77
54 Miami (Ohio)52
83 Bowling Green62
78 Kent St.68
66 Buffalo59
87 Northern Ill.64
69 Western Mich.36
70 Eastern Mich.60
70 Ball St.52
78 Central Mich.71
65 Toledo68
79 Ohio48
74 Austin Peay57
62 Miami (Ohio)64
93 Bowling Green87
87 Duquesne74
87 Buffalo69
66 Kent St.64
82 Central Mich. †53
61 Kent St. †54
52 Miami (Ohio) †53

Nickname: Zips
Colors: Blue & Gold
Arena: James A. Rhodes Arena
Capacity: 5,500; Year Built: 1983
AD: Mack Rhoades
SID: Gregg Bach

ALABAMA Tuscaloosa, AL 35487..... I

Coach: Mark Gottfried, Alabama 1987

2006-07 RESULTS (20-12)

96 Jackson St.65
71 Middle Tenn. †62
72 Iowa †60
63 Xavier †56
74 Texas Southern44
75 La.-Monroe61
78 Tennessee St.60
85 Notre Dame99
92 Alabama St.58
77 Southern Miss. †64
82 North Carolina St.75
99 Coppin St.49
80 Lipscomb58
70 Oklahoma55
61 Arkansas88
71 LSU61
73 Vanderbilt94
78 Georgia76
57 Auburn81
57 Arkansas63
73 LSU70
64 South Carolina61
80 Mississippi St.79
69 Mississippi75
67 Florida76

72	Kentucky61
76	Tennessee69
77	Auburn86
69	Mississippi58
67	Mississippi St.91
67	Kentucky †79
87	Massachusetts89

Nickname: Crimson Tide
 Colors: Crimson & White
 Arena: Coleman Coliseum
 Capacity: 15,316; Year Built: 1968
 AD: Mal Moore
 SID: Becky Hopf

ALABAMA A&M

Normal, AL 35762 I

Coach: L. Vann Pettaway, Alabama
 A&M 1980

2006-07 RESULTS (10-20)

47	IUPUI †86
70	South Dakota St. †66
39	Princeton †56
87	Paul Quinn59
65	Stillman64
36	Georgia80
84	Oakwood63
59	Tuskegee57
55	Nebraska82
57	Mississippi81
47	Vanderbilt86
52	Grambling63
52	Jackson St.68
41	Mississippi Val.55
45	Ark.-Pine Bluff52
61	Alabama St.55
58	Alcorn St.59
68	Southern U.63
66	Texas Southern68
58	Prairie View60
54	Mississippi Val.65
65	Ark.-Pine Bluff66
70	Alabama St.74
79	Winston-Salem63
77	Alcorn St.86
60	Southern U.62
79	Texas Southern73
86	Prairie View66
69	Grambling93
70	Jackson St.81

Nickname: Bulldogs
 Colors: Maroon & White
 Arena: Elmore Health Science Building
 Capacity: 6,000; Year Built: 1973
 AD: Betty Kelly Austin
 SID: Thomas Galbraith

ALABAMA ST.

Montgomery, AL 36101-0271 I

Coach: Lewis Jackson, Alabama St.
 1984

2006-07 RESULTS (10-20)

43	Southern Miss.80
59	Georgia St.70
80	Tuskegee77
63	Troy56
49	Missouri St.89
45	Santa Clara †71
58	Alabama92
56	Georgia St.64
59	Mississippi St.74
56	Colorado St. †61
72	Kennesaw St. †78
68	Jackson St.81
76	Grambling66
46	Ark.-Pine Bluff43
57	Mississippi Val.59
55	Alabama A&M61
49	Southern U.44
77	Alcorn St.80
47	Prairie View50
78	Texas Southern61

60	Ark.-Pine Bluff56
44	Mississippi Val.52
74	Alabama A&M70
71	Southern U.58
65	Alcorn St.66
60	Prairie View74
72	Texas Southern67
65	Jackson St.69
70	Grambling76
52	Mississippi Val. †62

Nickname: Hornets
 Colors: Black & Old Gold
 Arena: Joe L. Reed Acadome
 Capacity: 7,400; Year Built: 1992
 AD: Ron Dickerson Sr.
 SID: Kelvin Datcher

UAB

Birmingham, AL 35294-0110 I

Coach: Mike Davis, Alabama 1985

2006-07 RESULTS (15-16)

60	Washington St. †71
76	Radford †63
75	Milwaukee60
87	Wyoming93
92	Wyoming71
54	Western Ky.69
59	Cincinnati57
88	Minnesota81
58	DePaul57
44	VCU53
42	Old Dominion56
84	Winston-Salem53
78	South Fla.62
70	Florida †75
63	UTEP76
74	UCF64
67	Tulane60
54	Memphis79
55	Southern Miss.57
58	East Caro.42
56	SMU60
54	Marshall61
56	Memphis70
73	UTEP64
84	Rice73
64	Houston70
62	Tulsa57
70	Marshall57
68	Southern Miss.76
74	Tulane76
52	Marshall †53

Nickname: Blazers
 Colors: Forest Green & Old Gold
 Arena: Bartow Arena
 Capacity: 8,500; Year Built: 1987
 AD: Brian Mackin
 SID: Aaron Jordan

ALA.-HUNTSVILLE

Huntsville, AL 35899 II

Coach: Lennie Acuff, Shorter 1988

2006-07 RESULTS (18-11)

79	Nova Southeastern60
82	Incarinate Word †78
61	St. Edward's71
84	Paul Quinn60
72	Carson-Newman71
55	Harding68
67	Carson-Newman66
71	Harding57
93	Berry74
58	Barry62
83	Nova Southeastern73
89	St. Thomas Aquinas †59
85	Loyola (La.) †79
80	West Ala.58
73	Montevallo86
80	West Fla.74
59	Valdosta St.73
82	Oakland City66

85	West Ga.78
88	North Ala.92
51	Valdosta St.70
80	West Fla.61
67	Montevallo74
93	West Ala.78
72	West Ga.59
77	Oakland City78
73	North Ala.89
74	Delta St. †69
59	Henderson St. †70

Nickname: Chargers
 Colors: Royal Blue & White
 Arena: Spragins Hall
 Capacity: 2,000; Year Built: 1977
 AD: James E. Harris
 SID: Antoine Bell

ALAS. ANCHORAGE

Anchorage, AK 99508 II

Coach: Rusty Osborne, Texas 1988

2006-07 RESULTS (19-9)

105	Lancaster Bible58
102	Lancaster Bible30
79	Bemidji St.58
88	Bemidji St.42
58	Loyola Marymount69
77	UMKC70
65	Hofstra75
78	Florida Tech †60
83	Augustana (S.D.) †65
79	BYU-Hawaii68
85	Hawaii-Hilo72
65	Seattle Pacific68
80	Central Wash.60
60	Northwest Nazarene57
74	St. Martin's76
70	Western Ore.49
92	Western Wash.72
64	Seattle65
73	Western Ore.81
93	St. Martin's76
78	Alas. Fairbanks69
89	Northwest Nazarene75
66	Seattle69
77	Western Wash.61
76	Central Wash.61
80	Seattle Pacific89
85	Alas. Fairbanks75
61	Humboldt St. †68

Nickname: Seawolves
 Colors: Green & Gold
 Arena: Wells Fargo Sports Complex
 Capacity: 1,250; Year Built: 1977
 AD: Steve Cobb
 SID: Nate Sagan

ALAS. FAIRBANKS

Fairbanks, AK 99775-7500 II

Coach: Frank Ostanik, Alas. Fairbanks
 1993

2006-07 RESULTS (17-13)

91	Lancaster Bible58
125	Lancaster Bible61
96	Pace †91
79	North Georgia †76
73	Southern Ind. †94
66	Weber St.71
73	Rhode Island77
66	Southeast Mo. St.69
80	Golden St. Baptist45
86	Golden St. Baptist36
58	Augustana (S.D.)82
78	Florida Tech68
85	Hawaii-Hilo †74
76	BYU-Hawaii †71
72	Central Wash.79
90	Seattle Pacific78
79	Northwest Nazarene60
64	Western Ore.79
84	St. Martin's89

57	Seattle56
73	Western Wash.64
75	St. Martin's67
79	Western Ore.76
69	Alas. Anchorage78
84	Western Wash.62
48	Seattle50
75	Seattle Pacific70
67	Central Wash.74
67	Northwest Nazarene77
75	Alas. Anchorage85

Nickname: Nanooks
 Colors: Blue & Gold
 Arena: Patty Center
 Capacity: 2,000; Year Built: 1962
 AD: Forrest Karr
 SID: Jamie Schanback

ALBANY ST. (GA.)

Albany, GA 31705 II

Coach: Christopher Cameron, Tulane
 1997

2006-07 RESULTS (15-17)

73	Montevallo89
81	Valdosta St.111
68	Ga. Southwestern69
80	LeMoyne-Owen72
87	Florida A&M96
67	Fla. Gulf Coast76
64	Miles57
56	Stillman64
96	Tuskegee71
64	Lane66
84	Kentucky St.100
50	Fort Valley St.66
68	Benedict70
62	Paine64
77	Lane65
67	Kentucky St.66
69	LeMoyne-Owen77
75	Miles68
59	Morehouse56
58	Clark Atlanta63
45	Stillman50
85	Tuskegee64
99	Clark Atlanta69
61	Morehouse64
77	Fort Valley St.71
70	Benedict77
71	Paine67
67	Clark Atlanta †43
64	Stillman †58
73	Benedict †64
54	Fort Valley St. †50
62	Montevallo78

Nickname: Golden Rams
 Colors: Blue & Gold
 Arena: HPER Gym Complex
 Capacity: 4,000; Year Built: 1998
 AD: Joshua Murfree, Jr.
 SID: Edythe Bradley

ALBANY (N.Y.)

Albany, NY 12222 I

Coach: Will Brown, Dowling 1995

2006-07 RESULTS (23-10)

55	Bucknell49
87	Delaware67
71	Sacred Heart90
55	Connecticut86
75	Siena76
57	VCU75
62	Brown52
79	Harvard76
71	St. Bonaventure56
78	Cornell75
59	Utah58
66	Utah Valley St.73
69	New Hampshire52
72	Binghamton83
65	UMBC61

82	Maine	73
66	Vermont	75
66	Stony Brook	61
80	Hartford	67
52	Boston U.	50
71	New Hampshire	64
82	UMBC	58
65	Binghamton	62
61	Hartford	55
71	Maine	55
63	Vermont	67
82	Boise St.	83
66	Stony Brook	46
73	Boston U.	63
64	New Hampshire †	47
59	Boston U.	49
60	Vermont	59
57	Virginia †	84

Nickname: Great Danes
 Colors: Purple & Gold
 Arena: Recreation & Convocation Center
 Capacity: 5,000; Year Built: 1992
 AD: Lee McElroy
 SID: Brian DePasquale

ALBERTUS MAGNUS

New Haven, CT 06511-1189..... III

Coach: Bob McMahon, Boston U. 1976

2006-07 RESULTS (2-23)

73	Merchant Marine	76
54	Western Conn. St.	93
49	Coast Guard	88
71	Newbury	77
88	Daniel Webster	99
58	Connecticut Col.	75
63	Norwich	78
71	Wesleyan (Conn.)	98
70	Emerson	75
90	Daniel Webster	81
63	Suffolk	87
83	Southern Vt.	92
59	Emmanuel (Mass.)	82
55	Western New Eng.	72
67	Norwich	70
82	Rivier	87
68	Johnson & Wales (RI)	108
67	Emerson	92
97	Suffolk	88
74	Southern Vt.	78
81	Mitchell	86
59	Emmanuel (Mass.)	80
54	Western New Eng.	69
66	Johnson & Wales (RI)	107
75	Rivier	78

Nickname: Falcons
 Colors: Royal Blue & White
 Arena: Cosgrove Marcus Messer Center
 Capacity: 700; Year Built: 1989
 AD: Jennifer Pacelli
 SID: Brian Leighton

ALBION

Albion, MI 49224..... III

Coach: Mike Turner, Albion 1969

2006-07 RESULTS (10-15)

49	Rochester College	62
68	John Carroll	82
71	Centre †	69
69	Hanover	83
98	Finlandia †	55
58	Spring Arbor	79
59	Buffalo St. †	65
46	Elmhurst †	76
58	North Central (Ill.)	69
80	Ill. Wesleyan	94
76	Adrian	81
66	Tri-State	74
58	Hope	94
81	Alma	69
77	Kalamazoo	59
71	Calvin	78

73	Olivet	43
64	Adrian	71
69	Tri-State	59
71	Hope	78
73	Alma	64
83	Kalamazoo	62
82	Calvin	77
68	Olivet	54
64	Adrian	66

Nickname: Britons
 Colors: Purple & Gold
 Arena: Kresge Gymnasium
 Capacity: 1,400; Year Built: 1925
 AD: Lisa Roschek
 SID: Bobby Lee

ALBRIGHT

Reading, PA 19612-5234..... III

Coach: Rick Ferry, Susquehanna 1985

2006-07 RESULTS (10-14)

74	Adrian	51
62	Catholic	67
85	King's (Pa.)	84
70	York (Pa.)	72
74	Lebanon Valley	79
65	Messiah	66
67	DeSales	77
85	Alvernia	93
76	New Jersey City †	62
92	Shenandoah †	94
73	Pa. Col. of Bible	48
94	New Jersey City	71
55	Widener	57
81	Elizabethtown	78
78	Moravian	81
75	Juniata	76
77	Susquehanna	90
81	Elizabethtown	73
87	Moravian	73
63	Messiah	69
70	Widener	66
62	Susquehanna	69
72	Lebanon Valley	65
70	Juniata	82

Nickname: Lions
 Colors: Red & White
 Arena: Bollman Center
 Capacity: 2,500; Year Built: 1950
 AD: Stephen George
 SID: Jeff Feiler

ALCORN ST.

Alcorn State, MS 39096-7500..... I

Coach: Samuel West, Texas Southern 1977

2006-07 RESULTS (11-19)

44	Texas	103
59	St. Bonaventure †	68
57	Miami (Fla.)	96
61	Florida Int'l	74
49	Radford †	77
59	Baylor	90
71	Texas St.	77
78	Sam Houston St.	81
98	Paul Quinn	83
59	New Mexico	91
65	Binghamton †	78
71	Prairie View	64
69	Texas Southern	72
70	Jackson St.	86
58	Grambling	61
61	Mississippi Val.	60
61	Ark.-Pine Bluff	57
59	Alabama A&M	58
80	Alabama St.	77
85	Southern U.	73
88	Jackson St.	80
76	Grambling	83
63	Mississippi Val.	76
56	Ark.-Pine Bluff	78
86	Alabama A&M	77

66	Alabama St.	65
56	Southern U.	61
73	Prairie View	78
70	Texas Southern	67
64	Texas Southern †	74

Nickname: Braves
 Colors: Purple & Gold
 Arena: Davey L. Whitney Complex
 Capacity: 7,000; Year Built: 1974
 AD: Wiley Jones
 SID: LaToya Shields

ALDERSON-BROADDUS

Philippi, WV 26416..... II

Coach: Greg Zimmerman, Alderson-Broaddus 1978

2006-07 RESULTS (24-6)

61	Shippensburg †	62
73	West Chester	68
63	Indiana (Pa.)	74
91	Northwest Nazarene	79
97	Central Wash. †	74
116	Penn St.-New Kens.	34
77	Virginia St.	85
67	Edinboro	84
97	Glenville St.	77
66	Bluefield St.	62
84	West Va. Wesleyan	60
72	Charleston (W.V.)	66
69	Davis & Elkins	41
72	Wheeling Jesuit	65
92	Salem Int'l	72
105	West Virginia St.	82
98	Glenville St.	72
98	Ohio Valley	71
80	Charleston (W.V.)	57
92	Shepherd	74
91	Concord	83
80	West Virginia St.	77
65	Davis & Elkins	60
88	West Liberty St.	83
80	Fairmont St.	73
82	West Va. Wesleyan	65
86	Charleston (W.V.) †	70
91	Concord †	87
79	West Virginia St. †	80
75	West Virginia St. †	91

Nickname: Battlers
 Colors: Blue, Gray & Gold
 Arena: Rex Pyles Arena
 Capacity: 2,500; Year Built: 1968
 AD: Jerrell D. Long
 SID: Carrie Bodkins

ALFRED

Alfred, NY 14802..... III

Coach: Jay Murphy, Brockport St. 1981

2006-07 RESULTS (10-14)

44	New York U.	73
83	Moravian †	94
79	Hilbert	77
73	Allegheny	57
58	Cortland St.	72
50	Geneseo St.	67
62	Potsdam St.	68
65	St. Lawrence	74
59	Randolph-Macon	70
51	Richard Stockton †	59
72	Nazareth	75
69	Rochester Inst.	60
51	Utica	60
74	Hartwick	58
51	St. John Fisher	50
57	Ithaca	68
73	Elmira	58
64	Rochester Inst.	77
82	Nazareth	77
41	St. John Fisher	81
62	Elmira	55
73	Ithaca	88
76	Hartwick	55

62	Utica	61
----	-------	----

Nickname: Saxons
 Colors: Purple & Gold
 Arena: James A. McLane Physical
 Capacity: 3,200; Year Built: 1971
 AD: James M. Moretti
 SID: Mark Whitehouse

ALLEGHENY

Meadville, PA 16335..... III

Coach: Rob Clune, Albany (N.Y.) 1981

2006-07 RESULTS (12-13)

78	Grove City †	75
81	Wash. & Jeff.	75
56	Penn St.-Behrend	55
57	Alfred	73
59	Kenyon	61
97	Westminster (Pa.)	102
73	Ohio Wesleyan	70
49	Thiel	42
57	Lawrence †	69
61	Mary Washington †	68
55	Earlham	56
72	Wabash	69
87	Wooster	97
67	Denison	87
93	Oberlin	68
51	Wittenberg	83
81	Hiram	82
70	Kenyon	65
71	Wooster	109
58	Ohio Wesleyan	87
74	Oberlin	69
94	Denison	67
79	Hiram	66
62	Wittenberg	57
84	Wabash	87

Nickname: Gators
 Colors: Blue & Gold
 Arena: Wise Center
 Capacity: 960; Year Built: 1997
 AD: Betsy Mitchell
 SID: Bill Salyer

ALMA

Alma, MI 48801..... III

Coach: Ed Kohtala, Maine 1981

2006-07 RESULTS (3-22)

61	Wis.-Eau Claire †	69
62	Eureka †	73
62	Grace Bible (Mich.)	60
53	Ferris St.	81
66	Madonna	79
66	Elmhurst	74
52	Aquinas	86
67	Northwood (Mich.)	79
63	Franklin	85
68	Lakeland †	81
70	Olivet	86
61	Calvin	79
64	Kalamazoo	56
69	Albion	81
81	Tri-State	89
53	Hope	86
73	Adrian	79
50	Olivet	55
49	Calvin	105
66	Kalamazoo	73
64	Albion	73
76	Tri-State	62
62	Hope	88
81	Adrian	86
49	Hope	89

Nickname: Scots
 Colors: Maroon & Cream
 Arena: Cappaert Gymnasium
 Capacity: 3,000; Year Built: 1967
 AD: Ellen Curtis
 SID: Lindsay Carpenter

ALVERNIA

Reading, PA 19607 III

Coach: Mike Miller, Delaware Valley
1980

2006-07 RESULTS (23-5)

74 Rutgers-Camden	55
71 Baldwin-Wallace	62
67 Cal Lutheran †	71
56 George Fox †	63
59 Immaculata	58
80 Wesley	65
93 Albright	85
72 Frank. & Marsh.	58
94 Penn St.-Berks	60
66 Arcadia	56
93 Marywood	76
69 Cabrini	34
60 Neumann	61
66 Arcadia	60
65 Misericordia	49
79 Wesley	69
70 Eastern	49
54 Gwynedd-Mercy	57
73 Cabrini	66
71 Neumann	59
64 Gwynedd-Mercy	61
48 Immaculata	45
81 Marywood	51
66 Misericordia	49
84 Eastern	74
71 Eastern	48
70 Immaculata	55
76 Lincoln (Pa.) †	91

Nickname: Crusaders
Colors: Maroon & Gold
Arena: Physical Education Center
Capacity: 1,500; Year Built: 1987
AD: John McCloskey
SID: Jon King

AMERICAN

Washington, DC 20016 I

Coach: Jeff Jones, Virginia 1982

2006-07 RESULTS (16-14)

59 Fairfield	54
97 Morgan St.	84
50 Richmond	61
81 Loyola (Md.)	74
68 Xavier	86
59 Mt. St. Mary's	46
75 NJIT	50
60 Longwood	49
85 Howard	75
53 Yale	70
54 Maryland	66
70 Virginia	91
79 Longwood	81
73 St. Francis (Pa.)	63
49 Lehigh	51
60 Bucknell	66
70 Colgate	48
55 Army	60
64 Holy Cross	69
55 Navy	46
73 Lafayette	59
47 Holy Cross	58
54 Lehigh	56
66 Bucknell	69
64 Colgate	58
64 Army	49
71 Navy	60
78 Lafayette	67
59 Colgate	44
53 Holy Cross	55

Nickname: Eagles
Colors: AU Red, White & Blue
Arena: Bender Arena
Capacity: 4,500; Year Built: 1988
AD: Athena Argyropoulos/Rob Acunto
SID: Anthony Wilson

AMERICAN INT'L

Springfield, MA 01109-3189 II

Coach: Arthur Luptowski, Bloomsburg
1973

2006-07 RESULTS (16-13)

68 Dowling	65
68 Bryant	72
75 Pace	87
59 St. Rose	74
53 Bentley	79
69 Merrimack	61
66 St. Michael's	60
75 Southern N.H.	89
89 Southern Conn. St.	81
75 Mass.-Lowell	72
57 Philadelphia U.	63
63 Franklin Pierce	78
60 Holy Family	62
82 Le Moyne	75
75 Southern Conn. St.	69
68 New Haven	53
63 Stonehill	58
63 St. Anselm	75
70 Mass.-Lowell	57
76 St. Michael's	75
61 Assumption	76
74 Merrimack	65
58 Bryant	47
71 Le Moyne	68
56 Bentley	87
69 St. Rose	62
64 Pace	74
68 Merrimack	60
63 Bryant	79

Nickname: Yellow Jackets
Colors: Gold, White & Black
Arena: Henry A. Butova Gym
Capacity: 2,500; Year Built: 1965
AD: Richard F. Bedard
SID: Greg Royce

AMHERST

Amherst, MA 01002-5000 III

Coach: David Hixon, Amherst 1975

2006-07 RESULTS (30-2)

101 City Tech	66
98 Thomas (Me.)	64
84 Emmanuel (Mass.)	45
92 Western New Eng.	56
91 Springfield	52
79 MIT	47
84 Brandeis	74
70 Worcester St.	42
66 Trinity (Tex.)	54
89 Babson	70
64 Williams	45
76 Wesleyan (Conn.)	52
96 Tufts	92
79 Bates	64
103 Elms	69
79 Middlebury	73
72 Williams	51
111 Southern Vt.	67
69 Colby	58
73 Bowdoin	55
62 Rhode Island Col.	48
91 Connecticut Col.	49
81 Wesleyan (Conn.)	56
59 Trinity (Conn.)	62
72 Bates	68
82 Colby	55
69 Williams	70
87 Widener	70
97 Stevens Institute	74
81 Rhode Island Col.	69
67 Wooster †	60
80 Va. Wesleyan †	67

Nickname: Lord Jeffs
Colors: Purple & White
Arena: LeFrak Gymnasium
Capacity: 2,450; Year Built: 1986
AD: Suzanne R. Coffey
SID: Tanner Lipsett

ANDERSON (IND.)

Anderson, IN 46012-3495 III

Coach: Tom Slyder, Anderson (Ind.)
1988

2006-07 RESULTS (9-16)

69 Wilmington (Ohio) †	67
76 Thomas More †	59
69 Taylor (Ind.)	59
50 Rose-Hulman	63
60 Defiance	62
33 Murray St.	78
86 Transylvania	91
69 Mt. St. Joseph	72
84 Earlham	74
74 La Verne	54
75 Whittier	61
59 IPFW	107
77 Bluffton	73
73 Oberlin	72
69 Hanover	72
74 Franklin	79
59 Manchester	64
64 Defiance	78
59 Rose-Hulman	71
71 Mt. St. Joseph	80
64 Transylvania	61
68 Bluffton	77
74 Hanover	77
66 Manchester	69
74 Franklin	84

Nickname: Ravens
Colors: Orange & Black
Arena: O.C. Lewis Gym
Capacity: 3,000; Year Built: 1962
AD: Michael Zapolski
SID: Justin Bates

ANDERSON (S.C.)

Anderson, SC 29621 II

Coach: Jason Taylor, Jacksonville St.
2000

2006-07 RESULTS (4-24)

60 Lenoir-Rhyne †	83
63 S.C.-Aiken	73
42 Lees-McRae	63
61 Wingate	83
43 Limestone	62
70 Belmont Abbey	66
71 Wingate	92
56 Newberry	68
59 North Greenville	69
69 St. Andrews	48
37 Queens (N.C.)	75
64 Barton	98
80 Erskine	82
80 Pfeiffer	87
57 Mount Olive	97
51 Coker	58
49 St. Andrews	79
66 Lees-McRae	74
54 North Greenville	62
56 Erskine	53
49 Queens (N.C.)	59
73 Barton	83
48 Coker	69
66 Pfeiffer	77
52 Belmont Abbey	49
68 Limestone	72
60 Mount Olive	68
75 Erskine	95

Nickname: Trojans
Colors: Gold & Black
Arena: Abney Athletic Center
Capacity: 1,000; Year Built: 1979
AD: Robert G. Beville
SID: Cobb Oxford

ANGELO ST.

San Angelo, TX 76909 II

Coach: Fred Rike, West Tex. A&M 1989

2006-07 RESULTS (9-17)

70 Metro St.	82
87 Colo. Christian †	69
66 Regis (Colo.)	72
70 Okla. Panhandle	67
75 Tex. A&M-Commerce	81
70 Incarnate Word	69
64 Central Okla.	91
67 Northeastern St.	62
60 Incarnate Word	63
69 St. Augustine's	72
57 Texas Southern	76
63 Southeastern Okla.	72
59 East Central	69
72 Cameron	71
94 West Tex. A&M	84
78 Eastern N.M.	94
76 Abilene Christian	92
81 Tex. A&M-Kingsville	57
78 Tarleton St.	81
96 Midwestern St.	107
73 Tarleton St.	76
89 Midwestern St.	88
56 West Tex. A&M	86
65 Eastern N.M.	68
67 Abilene Christian	62
61 Tex. A&M-Kingsville	85

Nickname: Rams
Colors: Blue & Gold
Arena: Junell Center/Stephens Arena
Capacity: 5,500; Year Built: 2001
AD: Kathleen Brasfield
SID: Dave Wester

ANNA MARIA

Paxton, MA 01612-1198 III

Coach: Shawn Conrad, Assumption
1984

2006-07 RESULTS (7-18)

72 Bard †	56
49 Rivier	51
70 Newbury	68
74 Daniel Webster	81
73 Becker	76
64 Salve Regina	81
52 Nichols	68
62 Bard	66
59 Mass. Liberal Arts †	64
55 Endicott	70
59 Eastern Nazarene	55
60 Worcester St.	65
49 Roger Williams	89
43 Colby-Sawyer	75
66 Eastern Nazarene	62
84 Wentworth Inst.	91
75 New England Col.	74
69 New England	50
54 Curry	66
81 Mitchell	79
83 Nichols	95
57 Roger Williams	74
60 Salve Regina	71
52 Gordon	74
48 Curry	73

Nickname: AMCATS
Colors: Royal Blue & White
Arena: Fuller Activities Center
Capacity: 500; Year Built: 1986
AD: David Shea
SID: David Gentleman

APPALACHIAN ST.

Boone, NC 28608 I

Coach: Houston Fancher, Middle Tenn. 1988

2006-07 RESULTS (25-8)

109	North Greenville71
49	Clemson79
78	Montreat63
78	Wake Forest88
84	Campbell71
68	Col. of Charleston57
56	Citadel52
37	Virginia Tech69
93	Brevard53
87	Ga. Southern84
80	Virginia †69
75	UCF †64
87	Vanderbilt †79
73	VCU70
77	Chattanooga63
63	Elon64
100	Western Caro.91
76	UNC Greensboro80
81	Davidson74
77	Furman63
95	Citadel54
67	Col. of Charleston56
72	Furman76
77	Ga. Southern55
72	Wofford52
85	Chattanooga69
60	Wichita St.58
76	Western Caro.65
80	UNC Greensboro66
72	Elon63
78	Western Caro. †59
87	Col. of Charleston †89
59	Mississippi73

Nickname: Mountaineers
 Colors: Black & Gold
 Arena: Holmes Convocation Center
 Capacity: 8,325; Year Built: 2000
 AD: Charles Cobb
 SID: Ty Patton

ARCADIA

Glenside, PA 19038-3295 III

Coach: Patrick Dorney, Lebanon Valley

2006-07 RESULTS (11-14)

54	Stevens Institute †59
55	Rensselaer †57
66	Swarthmore75
49	Penn St.-Delco45
62	Immaculata64
47	Eastern68
62	Neumann67
49	Lebanon Valley56
55	Delaware Valley59
86	Chestnut Hill75
64	Misericordia61
54	Cabrini48
56	Alvernia66
64	Eastern59
65	Marywood54
60	Alvernia66
49	Neumann60
71	Gwynedd-Mercy48
76	Misericordia56
70	Immaculata56
69	Wesley73
77	Cabrini61
56	Wesley62
61	Gwynedd-Mercy69
63	Marywood47

Nickname: Knights
 Colors: Scarlet & Gray
 Arena: Kuch Center
 Capacity: 1,500; Year Built: 1993
 AD: Shirley M. Liddle
 SID: Joy Zazzera

ARIZONA

Tucson, AZ 85721-0096 I

Coach: Lute Olson, Augsburg 1956

2006-07 RESULTS (20-11)

90	Virginia93
101	Northern Ariz.79
102	New Mexico St.87
86	Samford57
89	UNLV75
84	Illinois †72
72	Louisville †65
69	San Diego St.48
87	Houston62
79	Memphis71
94	California85
89	Stanford75
96	Washington87
73	Washington St.77
83	Oregon St.72
77	Oregon79
73	Southern California80
69	UCLA73
71	Arizona St.47
64	North Carolina92
66	Washington St.72
84	Washington54
72	Oregon St.66
77	Oregon74
75	Southern California80
66	UCLA81
61	Arizona St.58
70	California65
85	Stanford80
50	Oregon †69
63	Purdue †72

Nickname: Wildcats
 Colors: Cardinal & Navy
 Arena: McKale Center
 Capacity: 14,545; Year Built: 1973
 AD: Jim Livengood
 SID: Richard Paige

ARIZONA ST.

Tempe, AZ 85287-2505 I

Coach: Herb Sendek, Carnegie Mellon 1985

2006-07 RESULTS (8-22)

71	Northern Ariz.75
69	Cal St. San B'dino52
67	Portland St.71
64	San Jose St.52
67	Iowa64
66	Northern Colo.51
63	Minnesota66
58	Xavier76
52	Colgate36
71	N.C. A&T66
70	Davidson75
60	Stanford71
62	California66
55	Washington St.75
53	Washington64
55	Oregon60
59	Oregon St.67
50	UCLA60
49	Southern California58
47	Arizona71
61	Washington66
47	Washington St.48
51	Oregon55
55	Oregon St.59
61	UCLA67
68	Southern California58
58	Arizona61
53	Stanford63
42	California41
51	Washington †59

Nickname: Sun Devils
 Colors: Maroon & Gold
 Arena: Wells Fargo Arena
 Capacity: 14,198; Year Built: 1974
 AD: Lisa Love
 SID: Doug Tammara

ARKANSAS

Fayetteville, AR 72701 I

Coach: Stan Heath, Eastern Mich. 1988

2006-07 RESULTS (21-14)

92	Southeast Mo. St.52
70	Stephen F. Austin59
61	Southern Ill. †53
73	Marist †64
71	West Virginia †64
64	Missouri86
71	UMKC61
75	Central Mich.59
91	Oakland57
56	Texas Tech †71
76	Texas80
68	Oral Roberts56
80	Louisiana Tech50
68	Tulsa59
88	Alabama61
72	Florida79
72	Mississippi74
64	Georgia67
72	LSU52
60	South Carolina66
63	Alabama57
74	Kentucky82
65	Auburn57
67	LSU71
60	Mississippi St.84
83	Mississippi66
59	Auburn67
72	Tennessee83
67	Mississippi St.58
82	Vanderbilt67
82	South Carolina †52
72	Vanderbilt †71
81	Mississippi St. †72
56	Florida †77
60	Southern California †77

Nickname: Razorbacks
 Colors: Cardinal & White
 Arena: Bud Walton Arena
 Capacity: 19,200; Year Built: 1993
 AD: J. Frank Broyles
 SID: Robby Edwards

ARKANSAS ST.

State University, AR 72467 I

Coach: Dickey Nutt, Oklahoma St. 1982

2006-07 RESULTS (18-15)

44	Clemson †83
61	Old Dominion69
67	Monmouth †69
64	Bowling Green54
87	Lyon51
68	Tenn.-Martin63
77	Austin Peay70
78	South Dakota St.84
60	Memphis86
70	Eastern Ill.73
72	Bowling Green81
86	Arkansas Tech74
81	Denver66
73	La.-Lafayette63
78	South Ala.91
69	La.-Monroe77
84	North Texas60
77	Ark.-Little Rock51
79	Troy87
54	Middle Tenn.51
76	Western Ky.75
61	Florida Int'l.80
84	Fla. Atlantic77
68	Denver76
70	La.-Lafayette76
67	South Ala.85
90	New Orleans79
76	La.-Monroe68
74	North Texas71
61	Ark.-Little Rock55
81	New Orleans †74
80	Western Ky. †73
75	North Texas †83

Nickname: Indians
 Colors: Scarlet & Black
 Arena: Convocation Center
 Capacity: 10,038; Year Built: 1987
 AD: Dean Lee
 SID: Bill Bowen

ARKANSAS TECH

Russellville, AR 72801-2222 II

Coach: Mark Downey, Charleston (W.V.) 1995

2006-07 RESULTS (6-21)

72	Southwestern Okla.85
58	P.R.-Bayamon †69
81	Palm Beach Atl. †71
80	Fla. Gulf Coast86
79	Northeastern St.83
78	North Ala.79
91	Central Baptist86
74	Arkansas St.86
91	North Ala.94
82	Crichton70
101	Lincoln (Mo.)84
86	Mid-America Naz.87
67	Henderson St.80
61	Christian Bros.74
63	Southern Ark.68
69	Harding77
78	Ark.-Monticello87
77	Delta St.90
74	Ouachita Baptist81
85	Rhema68
42	Henderson St.66
60	Christian Bros.63
62	Southern Ark.71
74	Harding86
79	Ark.-Monticello73
69	Delta St.74
70	Ouachita Baptist77

Nickname: Wonder Boys
 Colors: Green & Gold
 Arena: Tucker Coliseum
 Capacity: 3,500; Year Built: 1976
 AD: Steve Mullins
 SID: Ben Greenberg

ARK.-LITTLE ROCK

Little Rock, AR 72204 I

Coach: Steve Shields, Baylor 1988

2006-07 RESULTS (13-17)

83	Central Methodist54
81	Akron †79
59	Texas Tech93
60	Tulsa66
83	Texas St.77
58	Tenn.-Martin56
35	Texas A&M75
59	Centenary (La.)69
46	McNeese St.60
67	Minnesota66
57	Belmont72
73	Denver47
68	La.-Monroe76
59	La.-Lafayette55
70	Troy82
86	North Texas75
73	New Orleans82
51	Arkansas St.77
54	South Ala.68
71	Western Ky.69
60	Middle Tenn.61
71	Fla. Atlantic75
86	Florida Int'l68
57	La.-Monroe58
74	Denver68
79	Troy71
69	North Texas74
65	New Orleans64
55	Arkansas St.61
70	New Orleans77

Nickname: Trojans
 Colors: Maroon, Silver & Black
 Arena: Jack Stephens Center
 Capacity: 5,600; Year Built: 2005
 AD: Chris Peterson
 SID: Joe Angolia

ARK.-MONTICELLO

Monticello, AR 71656 II

Coach: Mike Newell, Sam Houston St.
 1973

2006-07 RESULTS (9-17)

87	LeMoyn-Owen	83
99	Central Baptist	71
73	Southwest Baptist	98
72	West Ga.	82
85	Ecclesia	70
85	Loyola (La.)	82
72	Hawaii-Hilo	83
75	Hawaii Pacific	84
68	BYU-Hawaii †	101
89	Lincoln (Mo.)	81
70	West Ga.	77
54	Clayton St.	88
76	Harding	87
78	Ouachita Baptist	77
69	Delta St.	79
66	Henderson St.	68
87	Arkansas Tech	78
65	Christian Bros.	49
48	Southern Ark.	65
70	Harding	79
55	Ouachita Baptist	73
79	Delta St.	82
60	Henderson St.	82
73	Arkansas Tech	79
60	Christian Bros.	90
76	Southern Ark.	65

Nickname: Boll Weevils
 Colors: Kelly Green & White
 Arena: Steelman Fieldhouse
 Capacity: 2,600; Year Built: 1959
 AD: Alvy Early
 SID: Paul Smith

ARK.-PINE BLUFF

Pine Bluff, AR 71601 I

Coach: Van Holt, Ark.-Pine Bluff 1965

2006-07 RESULTS (12-19)

45	Air Force	81
63	Nevada	82
55	Fresno St.	82
42	Nebraska	71
39	Creighton	74
84	Philander Smith	68
77	Philander Smith	69
62	New Mexico St.	78
51	UTEP	79
57	TCU	73
68	Tulane	70
55	Mississippi Val.	63
43	Alabama St.	46
52	Alabama A&M	45
54	Southern U.	47
57	Alcorn St.	61
56	Texas Southern	58
61	Prairie View	56
68	Grambling	74
56	Jackson St.	59
56	Alabama St.	60
66	Alabama A&M	65
73	Southern U.	58
78	Alcorn St.	56
80	Texas Southern	83
70	Prairie View	67
72	Grambling	68
59	Jackson St.	54
50	Mississippi Val.	63
51	Grambling †	48
62	Jackson St. †	64

Nickname: Golden Lions
 Colors: Black & Gold
 Arena: K.L. Johnson HPER Complex
 Capacity: 4,500; Year Built: 1982
 AD: Craig Curry
 SID: Carl Whipper

ARMSTRONG ATLANTIC

Savannah, GA 31419-1997 II

Coach: Jeff Burkhamer, Alderson-
 Broadus 1984

2006-07 RESULTS (21-9)

70	Truman †	67
65	Mo. Western St.	61
61	Fla. Southern	58
70	Brewton Parker	47
94	Catawba	86
53	Lenoir-Rhyne †	64
60	Eckerd	59
71	Lenoir-Rhyne	68
81	Fla. Southern	93
74	Southern Ark.	64
76	Ferris St.	68
66	GCSU	64
78	North Georgia	70
64	Clayton St.	69
75	Francis Marion	60
74	Augusta St.	83
55	Lander	54
63	Clayton St.	58
60	UNC Pembroke	62
53	Augusta St.	77
85	S.C.-Aiken	56
59	Ga. Southwestern	56
80	Columbus St.	64
62	GCSU	53
68	S.C. Upstate	61
64	Ga. Southwestern	76
72	Columbus St.	60
78	Francis Marion †	68
56	Lander	60
68	Wingate †	72

Nickname: Pirates
 Colors: Maroon & Gold
 Arena: Alumni Arena
 Capacity: 5,000; Year Built: 1995
 AD: Eddie Aenchbacher
 SID: Chad Jackson

ARMY

West Point, NY 10996-2101 I

Coach: Jim Crews, Indiana 1976

2006-07 RESULTS (15-16)

80	Stetson †	68
58	Missouri	67
63	N.C. A&T †	49
62	Hartford	53
56	Cornell	65
62	Brown	54
79	VMI	72
63	Citadel	55
60	NJIT	40
101	Purchase St.	40
92	Maritime (N.Y.)	42
47	Notre Dame	88
50	Michigan	62
59	Sacred Heart	58
58	Dartmouth	66
71	Colgate	73
42	Holy Cross	66
64	Lehigh	59
60	American	55
53	Navy	50
68	Lafayette	76
49	Bucknell	74
38	Colgate	42
54	Holy Cross	70
64	Lehigh	75
49	American	64
68	Navy	76
83	Lafayette	65
49	Bucknell	54

47	Lehigh	46
47	Bucknell	68

Nickname: Black Knights/Cadets
 Colors: Black, Gold & Gray
 Arena: Christl Arena
 Capacity: 5,043; Year Built: 1985
 AD: Kevin Anderson
 SID: Christian Anderson

ASHLAND

Ashland, OH 44805 II

Coach: Roger Lyons, Ashland 1974

2006-07 RESULTS (16-12)

99	Ohio Dominican	83
92	St. Martin's †	79
81	Seattle	91
73	St. Joseph's (Ind.)	89
87	West Va. Wesleyan	78
97	Slippery Rock	71
83	Lake Superior St.	68
78	Michigan Tech	57
86	Mt. Vernon Naz.	74
67	Findlay	92
80	Northern Mich.	82
76	Tiffin	60
76	Notre Dame (Ohio)	68
80	Aquinas	64
95	Gannon	96
71	Mercyhurst	79
92	Wayne St. (Mich.)	71
71	Hillsdale	67
85	Northwood (Mich.)	77
79	Saginaw Valley	68
78	Ferris St.	81
38	Grand Valley St.	79
75	Hillsdale	71
65	Wayne St. (Mich.)	84
83	Gannon	86
86	Mercyhurst	56
67	Findlay	76
54	Findlay	70

Nickname: Eagles
 Colors: Purple & Gold
 Arena: Charles Kates Gym
 Capacity: 3,000; Year Built: 1967
 AD: Bill Goldring
 SID: Al King

ASSUMPTION

Worcester, MA 01609 II

Coach: Serge DeBari, Assumption 1971

2006-07 RESULTS (11-17)

64	Nyack	81
67	Mercyhurst †	81
61	Franklin Pierce	51
65	St. Anselm	62
48	Bryant	62
65	Bentley	72
56	Stonehill	69
97	Merrimack	88
84	Southern N.H.	69
76	Adelphi	63
86	P.R.-Rio Piedras †	55
73	P.R.-Bayamon	75
63	Pace	70
76	Le Moyne	62
67	Bryant	77
76	St. Michael's	87
68	Mass.-Lowell	69
78	Southern Conn. St.	75
52	Franklin Pierce	62
68	Mass.-Lowell	62
66	St. Anselm	69
76	American Int'l	61
68	Southern N.H.	79
83	St. Rose	79
57	Merrimack	66
81	Stonehill	83
71	Bentley	82
60	St. Michael's	68

Nickname: Greyhounds
 Colors: Blue, White, & Grey
 Arena: Andrew Laska Gym
 Capacity: 3,000; Year Built: 1962
 AD: Ted Paulauskas
 SID: Steve Morris

AUBURN

Auburn, AL 36849 I

Coach: Jeff Lebo, North Carolina 1989

2006-07 RESULTS (17-15)

71	Troy	68
95	Winston-Salem	62
64	East Tenn. St.	58
79	Miles	58
65	Oklahoma St. †	66
63	Wisconsin †	77
92	Nicholls St.	87
81	La.-Monroe	60
66	Pittsburgh	74
82	South Ala.	71
86	Wofford	76
86	Tennessee St.	59
58	Texas A&M	87
69	Charleston So.	53
54	Southern Miss.	56
68	Vanderbilt	65
57	Kentucky	84
63	LSU	65
83	Tennessee	80
76	Mississippi St.	87
81	Alabama	57
66	Florida	91
80	South Carolina	75
59	Mississippi	82
57	Arkansas	65
83	Mississippi St.	91
79	Georgia	86
67	Arkansas	59
86	Alabama	77
80	LSU	68
79	Mississippi	83
65	Georgia †	80

Nickname: Tigers
 Colors: Burnt Orange & Navy Blue
 Arena: Beard-Eaves-Memorial
 Capacity: 10,500; Year Built: 1969
 AD: Jay Jacobs
 SID: Chuck Gallina

AUGSBURG

Minneapolis, MN 55454 III

Coach: Aaron Griess, Colorado Col.
 1993

2006-07 RESULTS (10-15)

100	Crown (Minn.)	71
93	Presentation	72
93	Bethany Lutheran	84
67	Gust. Adolphus	84
79	St. Scholastica	95
69	St. Olaf	59
80	Carleton	69
77	Northwestern (Minn.)	91
65	Hamline	45
76	Macalester	90
63	St. Thomas (Minn.)	80
65	St. John's (Minn.)	75
83	St. Mary's (Minn.)	73
77	Concordia-M'head	66
83	Bethel (Minn.)	93
59	Carleton	76
56	Gust. Adolphus	69
74	St. Olaf	90
84	Hamline	85
81	Macalester	94
75	St. Thomas (Minn.)	80
54	St. John's (Minn.)	67
68	St. Mary's (Minn.)	80
65	Concordia-M'head	59
87	Bethel (Minn.)	82

Nickname: Auggies
Colors: Maroon & Gray
Arena: Si Melby Hall
Capacity: 2,200; Year Built: 1961
AD: Paul Grauer
SID: Don Stoner

AUGUSTA ST.

Augusta, GA 30904 II

Coach: Darren Metress, Belmont Abbey 1988

2006-07 RESULTS (24-7)

Table with 2 columns: Rank and Name. Includes Carson-Newman, Benedict, Paine, Queens (N.C.), N.C. Central, Cheyney, etc.

Nickname: Jaguars
Colors: Royal Blue & White
Arena: George A. Christenberry Fieldhouse
Capacity: 2,216; Year Built: 1991
AD: Clint Bryant
SID: Joey Warren

AUGUSTANA (ILL.)

Rock Island, IL 61201-2296 III

Coach: Grey Giovanine, Central Mo. St. 1981

2006-07 RESULTS (22-6)

Table with 2 columns: Rank and Name. Includes St. Norbert, Beloit, Washington-St. Louis, St. Ambrose, etc.

Table with 2 columns: Rank and Name. Includes 78 Elmhurst, 69 Carroll (Wis.)

Nickname: Vikings
Colors: Gold & Blue
Arena: Carver PE Center
Capacity: 3,200; Year Built: 1971
AD: Charles J. Gordon
SID: Dave Wrath

AUGUSTANA (S.D.)

Sioux Falls, SD 57197 II

Coach: Tom Billeter, Illinois 1983

2006-07 RESULTS (16-12)

Table with 2 columns: Rank and Name. Includes 70 Dakota St., 70 Northern St., 64 Mary, etc.

Nickname: Vikings
Colors: Navy & Yellow
Arena: Elmen Center
Capacity: 4,000; Year Built: 1988
AD: Bill Gross
SID: Kevin Ludwig

AURORA

Aurora, IL 60506..... III

Coach: James Lancaster, Aurora 1986

2006-07 RESULTS (25-3)

Table with 2 columns: Rank and Name. Includes 71 Ind.-South Bend, 66 Rose-Hulman, 85 North Central (Ill.), etc.

Nickname: Spartans
Colors: Royal Blue & White
Arena: Thornton Gymnasium
Capacity: 2,200; Year Built: 1970
AD: Mark Walsh
SID: Brian Kipley

AUSTIN

Sherman, TX 75090-4440 III

Coach: Chris Oestreich, St. Mary (Kan.) 1988

2006-07 RESULTS (5-19)

Table with 2 columns: Rank and Name. Includes 74 Ozarks (Ark.), 64 Texas-Dallas, 64 LeTourneau, etc.

Nickname: Kangaroos
Colors: Crimson & Gold
Arena: Hughey Gym
Capacity: 2,000; Year Built: 1949
AD: Timothy P. Millerick
SID: Jeff Kelly

AUSTIN PEAY

Clarksville, TN 37044-4576 I

Coach: Dave Loos, Memphis 1970

2006-07 RESULTS (21-12)

Table with 2 columns: Rank and Name. Includes 62 Dayton, 35 Illinois, 70 Arkansas St., etc.

Nickname: Governors
Colors: Red & White
Arena: Winfield Dunn Center
Capacity: 7,875; Year Built: 1975
AD: Dave Loos
SID: Brad Kirtley

AVERETT

Danville, VA 24541 III

Coach: Jimmy Allen, Emory & Henry 1993

2006-07 RESULTS (20-7)

Table with 2 columns: Rank and Name. Includes 71 Oneonta St., 79 Wash. & Lee, 66 Hampden-Sydney, etc.

Nickname: Cougars
Colors: Navy & Gold
Arena: Grant Center
Capacity: 2,500; Year Built: 1998
AD: Charles S. Harris
SID: Sam Ferguson

BABSON

Babson Park, MA 02457-0310 III

Coach: Steve Brennan, Bates 1987

2006-07 RESULTS (16-10)

Table with 2 columns: Rank and Name. Includes 75 Colby, 84 Vassar, 83 Emerson, etc.

Nickname: Beavers
Colors: Green & White
Arena: Staake Gymnasium
Capacity: 1,000; Year Built: 1989
AD: Josh MacArthur
SID: Chris Buck

BALDWIN-WALLACE

Berea, OH 44017..... III

Coach: Steve Bankson, Graceland (Iowa) 1963

2006-07 RESULTS (18-9)

110	Curry †	70
62	Alvernia	71
81	Oberlin	66
74	Olivet	71
85	Capital	93
94	Ohio Northern	77
65	Marietta	57
81	Mount Union	75
69	Linfield †	61
64	Edgewood †	72
72	Ramapo †	60
80	John Carroll	73
74	Muskingum	61
74	Otterbein	83
88	Wilmington (Ohio)	95
72	Heidelberg	75
81	Capital	78
84	Mount Union	66
74	Ohio Northern	83
93	Heidelberg	80
68	Wilmington (Ohio)	75
84	Otterbein	76
76	Muskingum	66
81	John Carroll	77
74	Marietta	68
95	Heidelberg	82
69	John Carroll †	76

Nickname: Yellow Jackets
Colors: Brown & Gold
Arena: Ursprung Gymnasium
Capacity: 2,800; Year Built: 1949
AD: Stephen Bankson
SID: Kevin Ruple

BALL ST.

Muncie, IN 47306..... I

Coach: Ronny Thompson, Georgetown 1992

2006-07 RESULTS (9-22)

81	Northern Colo.	42
65	Prairie View	48
55	Chattanooga	70
46	Kansas †	64
66	Western Ky. †	76
54	Georgetown	69
73	Indiana St.	70
41	Butler	65
56	Oklahoma St. †	75
61	Valparaiso	40
70	Temple	75
60	Tennessee St.	67
57	Indiana	71
60	Toledo	62
61	Western Mich.	74
52	Eastern Mich.	56
71	Northern Ill.	60
64	Central Mich.	57
54	Kent St.	60
69	Ohio	57
57	Bowling Green	67
52	Akron	70
79	Buffalo	73
44	Miami (Ohio)	66
57	Northern Ill.	55
57	Illinois St.	70
59	Central Mich.	61
51	Eastern Mich.	61
61	Toledo	71
67	Western Mich.	71
48	Eastern Mich. †	51

Nickname: Cardinals
Colors: Cardinal & White
Arena: Worthen Arena
Capacity: 11,500; Year Built: 1992
AD: Thomas J. Collins
SID: Chris Taylor

BAPTIST BIBLE (PA.)

Clarks Summit, PA 18411..... III

Coach: Mike Show, Baptist Bible (Pa.) 1992

2006-07 RESULTS (18-8)

60	Marywood	53
55	Misericordia †	52
63	Chestnut Hill	80
55	Keystone	56
75	King's (Pa.)	80
81	Villa Julie	69
71	Rutgers-Camden	64
81	Lancaster Bible	83
67	Wilkes	83
70	Lincoln (Pa.)	84
82	Purchase St.	57
91	Cazenovia	86
95	Bard	68
56	Keuka	54
75	D'Youville	64
81	Keystone	57
80	Polytechnic (N.Y.)	65
89	Bard	57
86	Phila. Biblical	63
105	Cazenovia	88
86	Penn St.-Berks	57
69	D'Youville	55
89	Valley Forge Chrst.	68
93	Keuka	100
120	Cazenovia	101
71	Chestnut Hill †	79

Nickname: Defenders
Colors: Royal Blue & White
AD: James M. Huckaby
SID: Eryl Christiansen

BARD

Annandale-On-Hudson, NY 12504-5000..... III

Coach: Chris Wood, Plymouth St. 1989

2006-07 RESULTS (3-22)

56	Anna Maria †	72
75	Johnson St. †	84
53	Mt. St. Mary (N.Y.) †	91
86	New Paltz St. †	108
60	Villa Julie	95
87	Cazenovia	99
54	Hartwick	81
66	Anna Maria	62
72	Newbury	75
47	LIFE Pacific	75
52	Caltech	81
74	Purchase St.	75
73	Polytechnic (N.Y.)	57
67	Keuka	71
68	Baptist Bible (Pa.)	95
64	D'Youville	53
70	Keystone	78
94	Cazenovia	109
86	Phila. Biblical	94
57	Baptist Bible (Pa.)	89
70	Penn St.-Berks	84
71	Chestnut Hill	100
80	Keystone	101
77	D'Youville	78
73	Keuka	89

Nickname: Raptors
Colors: White & Black
Arena: Stevenson Gym
Capacity: 850; Year Built: 1988
AD: Kristen E. Hall
SID: Scott Swere

BARRY

Miami Shores, FL 33161..... II

Coach: Cesar Odio, Fla. Southern 1981

2006-07 RESULTS (23-7)

67	PR.-Cayey	58
76	Valdosta St. †	82
71	North Ala. †	69
79	Palm Beach Atl.	75
78	Fla. Memorial	63
70	PR.-Rio Piedras	57
62	Ala.-Huntsville	58
102	Wilmington (Del.) †	76
47	Washburn †	63
67	Fla. Memorial	61
55	Eckerd	52
60	Tampa	55
63	Nova Southeastern	69
86	Fla. Southern	63
71	Florida Tech	59
74	St. Leo	68
68	Lynn	62
38	Rollins	63
61	Nova Southeastern	50
62	Eckerd	47
65	Tampa	55
69	Palm Beach Atl.	58
68	Fla. Southern	58
80	Florida Tech	63
73	St. Leo	71
71	Lynn	68
47	Rollins	76
64	Lynn	61
59	Eckerd †	63
44	Henderson St. †	58

Nickname: Buccaneers
Colors: Red, Black & Silver
Arena: Health & Sports Center
Capacity: 1,500; Year Built: 1990
AD: Michael L. Covone
SID: Dennis Jezek, Jr.

BARTON

Wilson, NC 27893-7000..... II

Coach: Ron Lievense, St. Thomas (Minn.) 1981

2006-07 RESULTS (31-5)

83	Elizabeth City St.	82
106	St. Augustine's †	102
65	N.C. Central	67
68	St. Andrews	55
77	Coker	70
94	Lees-McRae	66
74	Chowan	78
76	Catawba †	79
61	Lenoir-Rhyne	95
75	Erskine	68
122	Pfeiffer	97
98	Anderson (S.C.)	64
101	Queens (N.C.)	94
80	Mount Olive	73
80	Limestone	83
85	Belmont Abbey	72
68	Erskine	50
84	Coker	52
99	St. Andrews	88
82	Lees-McRae	58
94	Chowan	90
83	Anderson (S.C.)	73
86	Mount Olive	82
95	Queens (N.C.)	87
94	Belmont Abbey	67
114	Pfeiffer	99
88	Limestone	80
93	Belmont Abbey	82
86	Limestone †	81
92	Mount Olive †	80
85	Queens (N.C.)	76
86	West Virginia St.	85
76	Millersville	65
83	Grand Valley St. †	81
80	Cal St. San B'dino †	79
77	Winona St. †	75

Nickname: Bulldogs
Colors: Royal Blue & White
Arena: Wilson Gym
Capacity: 2,500; Year Built: 1966
AD: Gary W. Hall
SID: John Hackney

BARUCH

New York, NY 10010-5585..... III

Coach: Ray Rankis, Lehman 1976

2006-07 RESULTS (11-16)

74	Yeshiva	64
79	Polytechnic (N.Y.)	61
55	Methodist †	71
73	Brevard †	79
55	John Jay	48
65	Lehman	77
72	St. Mary's (Md.)	79
59	Ramapo	90
80	Clark (Mass.) †	81
60	Old Westbury †	71
66	Wheaton (Ill.)	75
59	CCNY	52
64	York (N.Y.)	78
63	City Tech	54
59	Brooklyn	52
51	Wm. Paterson	70
77	Staten Island	64
68	Medgar Evers	66
51	John Jay	68
96	Hunter	82
64	New Paltz St.	65
59	CCNY	62
58	Lehman	60
70	Hunter	67
69	Farmingdale St.	79
66	John Jay †	58
59	Staten Island †	68

Nickname: Bearcats
Colors: Navy Blue, Columbia Blue, White
Arena: Baruch College ARC Arena
Capacity: 1,200; Year Built: 2002
AD: William Eng
SID: John Neves

BATES

Lewiston, ME 04240..... III

Coach: Joe Reilly, Trinity (Conn.) 1991

2006-07 RESULTS (18-7)

66	Western New Eng. †	59
77	Southern Vt. †	51
78	Southern Me.	55
91	Endicott	53
82	Colby	69
61	Bowdoin	60
76	Thomas (Me.)	54
76	Me.-Farmington	56
73	Elms †	56
81	Union (N.Y.)	66
90	New England	46
63	Trinity (Conn.)	68
64	Amherst	79
89	St. Joseph's (Me.)	80
70	Husson	55
72	Tufts	44
75	Emmanuel (Mass.)	57
59	Wesleyan (Conn.)	56
65	Connecticut Col.	82
54	Williams	67
81	Middlebury	48
82	Gordon	74
62	Colby	63
58	Bowdoin	66
68	Amherst	72

Nickname: Bobcats
Colors: Garnet
Arena: Alumni Gymnasium
Capacity: 750; Year Built: 1925
AD: Dana Mulholland
SID: Andy Walter

BAYLOR

Waco, TX 76798-7096..... I

Coach: Scott Drew, Butler 1993

2006-07 RESULTS (15-16)

90	Angelo St.	65
87	Colorado St. †	82
69	Gonzaga †	78
74	Texas Southern	50
90	Alcorn St.	59
95	Grambling	69
89	Texas St.	64
59	South Carolina	64
71	Syracuse	94
103	Prairie View	61
91	N.C. A&T	71
59	Delaware St.	56
76	Centenary (La.)	63
77	Oklahoma St.	81
51	Texas A&M	61
73	Texas Tech	70
60	Kansas St.	69
51	Oklahoma	91
56	Kansas	82
79	Texas	84
97	Colorado	83
58	Iowa St.	71
64	Oklahoma	68
71	Missouri	78
67	Texas	68
63	Nebraska	59
87	Texas A&M	97
74	Texas Tech	85
86	Oklahoma St.	82
97	Missouri †	83
69	Texas †	74

Nickname: Bears
 Colors: Green & Gold
 Arena: Ferrell Center
 Capacity: 10,284; Year Built: 1988
 AD: Ian McCaw
 SID: Heath Nielsen

BECKER

Leicester, MA 01524..... III

Coach: Ron Abegglen, BYU 1962

2006-07 RESULTS (3-22)

53	WPI	86
55	Worcester St.	79
62	Clark (Mass.)	82
75	Wentworth Inst.	90
76	Anna Maria	73
60	Lasell	70
48	Coast Guard	83
53	Maine Maritime	56
48	Husson	87
63	Fitchburg St.	72
40	Worcester St.	77
60	Thomas (Me.)	73
61	Me.-Farmington	96
65	Lesley	92
75	Elms	94
71	Nichols	95
69	Lesley	78
84	Johnson St.	73
76	Castleton	82
58	Lasell	84
69	Elms	88
102	Mitchell	98
73	Mount Ida	80
84	Castleton	95
72	Johnson St.	92

Nickname: Hawks
 Colors: Royal Blue, White & Black
 Arena: Leicester Gymnasium
 Capacity: 500; Year Built: 1972
 AD: Frank Millerick/Craig Barnett
 SID: Bettian Michalik

BELLARMINE

Louisville, KY 40205-0671..... II

Coach: Scott Davenport, Louisville 1978

2006-07 RESULTS (12-15)

82	S.C. Upstate	73
74	Limestone †	84
78	Northern Ky.	66
44	SIU Edwardsville	54
81	Quincy	67
63	St. Joseph's †	75
74	Ohio †	91
64	Louisville	76
88	Lindsay Wilson	67
82	California (Pa.) †	75
81	Gannon	65
66	Lewis	71
76	Wis.-Parkside	93
73	Mo.-St. Louis	53
85	Mo.-Rolla	72
80	Southern Ind.	88
75	Ky. Wesleyan	61
73	St. Joseph's (Ind.)	64
64	Indianapolis	66
72	Rockhurst	75
67	Drury	81
71	Wis.-Parkside	63
99	Lewis	103
72	Ky. Wesleyan	69
82	Northern Ky.	91
68	Indianapolis	71
74	St. Joseph's (Ind.)	81

Nickname: Knights
 Colors: Scarlet & Silver
 Arena: Knights Hall
 Capacity: 3,000; Year Built: 1960
 AD: Scott Wiegandt
 SID: Nels Popp

BELMONT

Nashville, TN 37212-3757..... I

Coach: Rick Byrd, Tennessee 1976

2006-07 RESULTS (23-10)

83	UNC Wilmington †	88
56	Fordham †	49
67	IUPUI	61
83	Fisk	54
57	Middle Tenn.	64
87	North Fla.	32
76	Jacksonville	62
76	IUPUI	66
72	Ark.-Little Rock	57
51	Illinois	77
58	Michigan St.	67
87	Rice †	85
60	St. Mary's (Cal.)	71
75	East Tenn. St.	74
63	Kennesaw St.	45
72	Mercer	47
73	Stetson	71
50	Lipscomb	55
67	Campbell	79
70	Gardner-Webb	54
70	East Tenn. St.	80
85	Kennesaw St.	66
62	Stetson	58
84	Mercer	77
60	Lipscomb	70
87	Gardner-Webb	55
92	Campbell	68
86	Jacksonville	71
74	North Fla.	54
79	Gardner-Webb †	61
79	Campbell †	63
94	East Tenn. St.	67
55	Georgetown †	80

Nickname: Bruins
 Colors: Red, White & Navy Blue
 Arena: Curb Event Center
 Capacity: 5,000; Year Built: 2003
 AD: Michael D. Strickland
 SID: Greg Sage

BELMONT ABBEY

Belmont, NC 28012-1802..... II

Coach: Dale Kuhl, Tiffin 1992

2006-07 RESULTS (8-20)

76	Shaw	79
84	Concord	81
75	Erskine	72
72	Lenoir-Rhyne	84
70	Carson-Newman	82
71	Pfeiffer	96
66	Anderson (S.C.)	70
64	Chowan	81
57	Limestone	67
76	Lees-McRae	64
63	St. Andrews	66
64	Coker	55
62	Mount Olive	81
80	North Greenville	87
68	Queens (N.C.)	70
72	Barton	85
110	Pfeiffer	107
59	Erskine	77
51	Coker	54
84	Lees-McRae	91
96	Limestone	91
82	St. Andrews	78
67	Barton	94
49	Anderson (S.C.)	52
69	Mount Olive	88
69	Queens (N.C.)	84
73	Lees-McRae	72
82	Barton	93

Nickname: Crusaders
 Colors: Red & White
 Arena: The Wheeler Center
 Capacity: 2,500; Year Built: 1971
 AD: Eliane Kebbe
 SID: Chris Poore

BELOIT

Beloit, WI 53511-5595..... III

Coach: Cecil Youngblood, Augustana (Ill.) 1976

2006-07 RESULTS (4-19)

55	Milwaukee Engr.	62
52	Augustana (Ill.)	69
51	Wis.-Whitewater	76
58	Lake Forest	66
72	Illinois Col.	71
59	Carroll (Wis.)	103
48	Carthage	60
89	Judson (Ill.)	90
55	Elmhurst	70
61	Aurora	72
61	St. Norbert	54
57	Lawrence	69
73	Monmouth (Ill.)	80
79	Grinnell	98
79	Knox	63
74	Monmouth (Ill.)	67
77	Ripon	81
63	Carroll (Wis.)	70
52	Lake Forest	71
47	Illinois Col.	60
47	St. Norbert	76
62	Lawrence	74
60	Ripon	82

Nickname: Buccaneers
 Colors: Navy Blue & Gold
 Arena: Flood Arena
 Capacity: 2,250; Year Built: 1986
 AD: Kim Chandler
 SID: Keith Domke

BEMIDJI ST.

Bemidji, MN 56601-2699..... II

Coach: Matt Bowen, Indiana 1995

2006-07 RESULTS (5-23)

59	Minn. Duluth	90
58	Alas. Anchorage	79
42	Alas. Anchorage	88
49	Wis.-Stout	67
48	Augustana (S.D.)	68
50	St. Cloud St.	80
68	Wayne St. (Neb.)	81
45	Southwest Minn. St.	87
49	North Dakota	94
55	Concordia-St. Paul	72
61	Minn. St. Moorhead	72
56	North Dakota	79
69	Wis.-Superior	75
64	Minn.-Crookston	62
48	Mary	76
51	Northern St.	87
37	Winona St.	82
53	Upper Iowa	51
54	Southwest Minn. St.	63
66	Wayne St. (Neb.)	59
56	Minn. St. Moorhead	70
68	Concordia-St. Paul	75
67	Minn.-Crookston	63
57	Northern St.	61
50	Mary	70
60	Upper Iowa	59
60	Winona St.	76
43	Southwest Minn. St.	86

Nickname: Beavers
 Colors: Kelly Green & White
 Arena: BSU Gymnasium
 Capacity: 2,000; Year Built: 1959
 AD: Rick Goeb
 SID: Brad Folestad

BENEDICT

Columbia, SC 29204..... II

Coach: Freddrell Watson, Benedict 1998

2006-07 RESULTS (25-5)

63	Livingstone	59
64	Augusta St.	70
84	Lane	80
78	Kentucky St.	65
81	Lincoln Memorial	68
76	Miles	64
89	LeMoyne-Owen	74
81	Morehouse	69
62	Clark Atlanta	53
50	Claffin	44
56	Lane	54
84	Kentucky St.	63
70	Albany St. (Ga.)	68
73	Fort Valley St.	70
73	Miles	62
78	LeMoyne-Owen	76
53	Paine	60
51	Claffin	40
72	Tuskegee	70
59	Stillman	50
68	Morehouse	66
78	Clark Atlanta	46
71	Paine	59
76	Tuskegee	72
64	Stillman	61
77	Albany St. (Ga.)	70
56	Fort Valley St.	60
84	Lane †	58
64	Albany St. (Ga.) †	73
56	Eckerd †	66

Nickname: Tigers
 Colors: Purple & Gold
 Arena: Benjamin E. Mays Arena
 Capacity: 3,500
 AD: Willie Washington
 SID: Derrick Johnson

BENEDICTINE (ILL.)

Lisle, IL 60532-0900..... III

Coach: Keith Bunkenburg, Benedictine (Ill.) 1989

2006-07 RESULTS (12-14)

84	Grace Bible (Mich.) †	63
60	Calvin	79
58	Wheaton (Ill.)	70
65	Kalamazoo	78
78	Concordia (Ill.)	67
74	Rockford	54
89	Concordia (Wis.)	69
66	Lakeland	74
54	North Central (Ill.)	74
82	Cornell College	88
78	Coe	77
72	Wis. Lutheran	71
59	Maranatha Baptist	42
66	Marian (Wis.)	57
63	Dominican (Ill.)	46
49	Edgewood	65
64	Concordia (Ill.)	72
79	Aurora	83
64	Rockford	57
62	Concordia (Wis.)	60
65	Lakeland	66
62	Wis. Lutheran	84
74	Maranatha Baptist	64
60	Marian (Wis.)	68
58	Edgewood	64
43	Dominican (Ill.)	60

Nickname: Eagles
 Colors: Red & White
 Arena: Dan & Ada Rice Center
 Capacity: 2,000; Year Built: 1976
 AD:
 SID: Dave Beyer

BENTLEY

Waltham, MA 02154-4705 II

Coach: Jay Lawson, New Hampshire 1979

2006-07 RESULTS (32-1)

69	Adelphi	43
71	NYIT †	42
70	C.W. Post	60
78	Southern Conn. St.	61
69	Mass.-Lowell	47
79	American Int'l.	53
72	Assumption	65
61	Bryant	49
80	Stonehill	72
72	Merrimack	37
78	St. Michael's	74
81	New Haven	62
81	Southern Conn. St.	58
84	Southern N.H.	64
77	Franklin Pierce	65
67	Le Moyne	57
74	St. Anselm	45
65	St. Rose	54
65	Pace	62
88	Merrimack	71
78	Bryant	76
83	St. Michael's	59
68	Stonehill	51
87	American Int'l	56
65	Mass.-Lowell	47
82	Assumption	71
77	St. Anselm	43
85	Bryant	74
71	St. Rose	61
59	Caldwell	56
60	Bridgeport	45
63	Bryant	54
51	Winona St. †	64

Nickname: Falcons
 Colors: Blue & Gold
 Arena: Charles Dana PE Center
 Capacity: 2,600; Year Built: 1973
 AD: Robert DeFelice
 SID: Dick Lipe

BETHANY (W.V.)

Bethany, WV 26032-0417 III

Coach: Aaron Huffman, West Virginia 1997

2006-07 RESULTS (19-9)

91	Penn St.-Altoona †	87
64	Juniata	76
90	Pitt.-Greensburg	70
87	West Liberty St.	110
109	Ohio-Eastern †	80
98	Franciscan	62
77	Carnegie Mellon	78
78	Thiel	76
86	Penn St.-Altoona	64
62	Marietta	55
123	Mt. Aloysius	105
74	Lake Erie	79
75	Grove City	63
70	Thomas More	64
82	Wash. & Jeff.	73
102	Waynesburg	80
82	Westminster (Pa.)	96
107	St. Vincent	105
75	Thiel	72
74	Thomas More	65
58	Grove City	72
80	Waynesburg	68
79	Wash. & Jeff.	76
76	St. Vincent	73
90	Westminster (Pa.)	102
94	Thiel	80
75	Wash. & Jeff.	78
62	Juniata	72

Nickname: Bison
 Colors: Kelly Green & White
 Arena: Hummel Field House
 Capacity: 800; Year Built: 1948
 AD: Kosmas Mouratidis
 SID: Brian Rose

BETHANY LUTHERAN

Mankato, MN 56001 III

Coach: Rick Jeddeloh

2006-07 RESULTS (14-12)

96	Central (Iowa)	92
56	Whitworth †	68
73	Lewis & Clark †	96
83	Concordia (Cal.) †	109
84	Augsburg	93
77	Minn. St. Mankato	93
78	Martin Luther	62
74	Wis.-River Falls	96
79	Clarke	67
72	Luther	86
87	Gust. Adolphus	85
100	Crown (Minn.)	61
80	Minn.-Morris	69
65	Presentation	68
99	Crown (Minn.)	55
72	Northwestern (Minn.)	92
86	Northland	65
68	St. Scholastica	60
82	St. Scholastica	76
81	Northland	53
67	Presentation	56
78	Minn.-Morris	60
59	Northwestern (Minn.)	69
74	Martin Luther	68
70	St. Scholastica †	72
78	Bethel (Ind.) †	91

Nickname: Vikings
 Colors: Red, white & black
 Arena: Sports & Fitness Center
 Capacity: 1,000
 AD: Karl Fager
 SID: To be named

BETHEL (MINN.)

St. Paul, MN 55112-6999 III

Coach: Jeff Westlund, Bethel 1983

2006-07 RESULTS (18-8)

113	Dakota St.	83
107	Wis.-River Falls	77
111	Minn.-Morris	84
68	Crown (Minn.)	62
93	Hamline	89
77	Gust. Adolphus	78
62	Carleton	66
85	Martin Luther	73
77	St. John's (Minn.)	81
86	St. Thomas (Minn.)	91
65	St. Olaf	75
95	Concordia-M'head	83
87	Macalester	73
71	St. Mary's (Minn.)	58
93	Augsburg	83
83	Hamline	68
72	Gust. Adolphus	66
67	Carleton	63
83	St. John's (Minn.)	71
67	St. Thomas (Minn.)	89
85	St. Olaf	76
86	Concordia-M'head	71
105	Macalester	96
103	St. Mary's (Minn.)	57
82	Augsburg	87
79	St. Olaf	81

Nickname: Royals
 Colors: Blue & Gold
 Arena: Robertson PE Center
 Capacity: 2,000; Year Built: 1971
 AD: Robert Bjorklund
 SID: Dan Berglund

BETHUNE-COOKMAN

Daytona Beach, FL 32114-3099 I

Coach: Clifford Reed, Bethune-Cookman 1991

2006-07 RESULTS (9-21)

67	Florida Tech	59
46	UCF	81
80	Warner Southern	72
73	Florida A&M	83
49	Oregon St.	72
64	Oregon	92
36	Southern California	88
65	Cal St. Fullerton	94
49	Savannah St.	52
49	South Fla.	82
58	Coppin St.	66
55	Hampton	59
65	Norfolk St.	68
57	N.C. A&T	52
56	South Carolina St.	68
60	Howard	63
59	Md.-East Shore	57
48	Winston-Salem	56
46	Delaware St.	62
45	Hampton	67
52	Norfolk St.	66
58	N.C. A&T	55
46	South Carolina St.	44
54	Howard	56
49	Md.-East Shore †	48
47	Savannah St.	42
40	Delaware St.	47
52	Morgan St.	50
62	Florida A&M	68
44	Coppin St. †	56

Nickname: Wildcats
 Colors: Maroon & Gold
 Arena: Moore Gymnasium
 Capacity: 3,000; Year Built: 1953
 AD: Lynn W. Thompson
 SID: Bryan J. Harvey

BINGHAMTON

Binghamton, NY 13902-6000 I

Coach: Al Walker, Brockport St. 1981

2006-07 RESULTS (13-16)

59	Long Island	73
74	Niagara	66
66	Mt. St. Mary's	59
57	Cornell	56
70	Colgate	78
65	Rider	79
55	Akron	90
91	Long Island	80
79	North Fla.	61
79	Miami (Fla.)	74
83	Pepperdine †	90
78	Alcorn St. †	65
71	UMBC	73
83	Albany (N.Y.)	72
55	Stony Brook	67
49	Boston U.	61
64	Maine	69
57	Hartford	55
72	New Hampshire	75
61	Vermont	65
48	UMBC	51
66	Stony Brook	65
62	Albany (N.Y.)	65
54	Boston U.	66
67	Maine	40
61	Vermont	71
66	New Hampshire	37
55	Hartford	53
58	Boston U.	62

Nickname: Bearcats
 Colors: Green & Black
 Arena: Events Center
 Capacity: 5,142; Year Built: 2004
 AD: Joel Thirer
 SID: John Hartrick

BLACKBURN

Carlinville, IL 62626 III

Coach: Kirk Chandler, Elon 1981

2006-07 RESULTS (10-15)

57	Dominican (Ill.)	52
66	Concordia (Ill.)	60
43	Washington-St. Louis	78
57	Rose-Hulman	74
70	Robert Morris-S'fiel	73
75	Greenville	88
72	Eureka	81
74	Millikin	81
68	Mo.-St. Louis	80
78	Fontbonne	97
65	Maryville (Mo.)	59
71	Webster	70
75	Principia	64
74	MacMurray	89
62	Westminster (Mo.)	48
78	Lincoln Christian	89
74	Greenville	70
76	Eureka	81
75	Fontbonne	93
77	Principia	53
55	Maryville (Mo.)	54
75	Webster	84
75	MacMurray	76
62	Westminster (Mo.)	65
77	Lincoln Christian	50

Nickname: Battlin' Beavers
 Colors: Scarlet & Black
 Arena: Dawes Gymnasium
 Capacity: 500; Year Built: 1938
 AD: Curtis Campbell
 SID: Tom Emery

BLOOMFIELD

Bloomfield, NJ 07003 II

Coach: Gerald Holmes, NJIT 1987

2006-07 RESULTS (10-17)

68	West Chester	84
68	Shippensburg †	86
60	Adelphi	75
71	Caldwell	74
68	Dowling †	65
78	Mercy †	75
69	Philadelphia U.	102
64	Goldy-Beacom	81
69	Phila. Sciences	73
81	Dominican (N.Y.)	78
69	Queens (N.Y.) †	87
80	Mercy †	87
86	Felician	93
91	Holy Family	94
95	Post	96
96	Wilmington (Del.)	85
74	Caldwell	83
78	Goldy-Beacom	74
67	Nyack	78
83	Dominican (N.Y.)	93
64	Philadelphia U.	90
76	Phila. Sciences	67
80	Wilmington (Del.)	79
99	Felician	93
85	Post	79
78	Nyack	69
88	Holy Family	91

Nickname: Deacons
 Colors: Maroon & Gold
 Arena: Bloomfield College Gymnasium
 Capacity: 450; Year Built: 1958
 AD: Sheila Wooten
 SID: Gladstone Harris

BLOOMSBURG

Bloomsburg, PA 17815 II

Coach: John Sanow, Indiana (Pa.) 1987

2006-07 RESULTS (13-14)

70	Penn St.-Hazleton	56
64	Seton Hill †	54
84	Wilmington (Del.) †	61
60	Davis & Elkins	53
70	Indiana (Pa.)	67
67	Clarion	65
50	Dist. Columbia	56
54	Shippensburg	70
69	Lock Haven	80
61	California (Pa.)	71
72	Cheyney	80
62	Slippery Rock	60
63	Edinboro	73
47	Millersville	73
70	Kutztown	73
70	Penn St.-Hazleton	62
77	East Stroudsburg	75
73	Dist. Columbia	76
82	West Chester	85
82	Mansfield	85
61	Cheyney	100
76	Millersville	84
82	Kutztown	80
71	East Stroudsburg	69
82	Pitt.-Johnstown	88
75	West Chester	69
89	Mansfield	85

Nickname: Huskies
 Colors: Maroon & Gold
 Arena: E.H. Nelson Fieldhouse
 Capacity: 2,000; Year Built: 1972
 AD: Mary Gardner
 SID: Tom McGuire

BLUEFIELD ST.

Bluefield, WV 24701-2198 II

Coach: Donald Jones, Bluefield St.

2006-07 RESULTS (10-19)

84	Fayetteville St.	78
59	Johnson C. Smith	89
56	St. Paul's †	78
77	Livingstone	73
79	Concord	70
77	Johnson C. Smith	68
89	Bluefield Col.	94
64	Fayetteville St.	76
63	Charleston (W.V.)	75
62	Alderson-Broaddus	66
75	West Virginia St.	98
92	Glenville St.	80
79	Concord	103
57	West Va. Wesleyan	53
73	Charleston (W.V.)	81
67	Fairmont St.	78
60	Shepherd	80
65	Wheeling Jesuit	74
81	West Liberty St.	115
70	Davis & Elkins	68
79	West Va. Wesleyan	77
73	Ohio Valley	62
78	West Virginia St.	103
67	Salem Int'l	77
71	Livingstone	84
75	Glenville St.	76
73	Concord	108
71	Wheeling Jesuit	69
61	West Virginia St. †	87

Nickname: Big Blues
 Colors: Blue & Gold
 Arena: Ned Shott Gymnasium
 Capacity: 1,500; Year Built: 1969
 AD: Terry W. Brown
 SID: TBA

BLUFFTON

Bluffton, OH 45817-2104 III

Coach: Guy Neal, Bowling Green 1982

2006-07 RESULTS (18-8)

81	Cardinal Stritch †	65
49	North Central (Ill.) †	63
81	Earlham	68
79	Goshen	73
75	Heidelberg	73
94	Hiram	74
82	Franklin	74
103	Defiance	93
54	Rose-Hulman	49
69	Carnegie Mellon	65
94	Wright St.-Lake	59
76	Cincinnati-Clermont	74
95	Transylvania	92
73	Anderson (Ind.)	77
62	Manchester	72
94	Hanover	83
85	Mt. St. Joseph	88
76	Franklin	93
62	Rose-Hulman	53
72	Defiance	70
77	Anderson (Ind.)	68
82	Manchester	79
65	Transylvania	75
66	Mt. St. Joseph	65
68	Hanover	82
66	Transylvania †	78

Nickname: Beavers
 Colors: Royal Purple and White
 Arena: Founders Hall
 Capacity: 1,500; Year Built: 1952
 AD: Phill Talavinia
 SID: Bill Hanefeld Jr.

BOISE ST.

Boise, ID 83725-1020 I

Coach: Greg Graham, Oregon 1978

2006-07 RESULTS (17-14)

79	Wyoming	94
77	Southern Utah	68
50	Colorado St.	67
63	Washington St.	65
72	BYU	68
58	Montana	62
94	Montana St.	69
84	Cal St. Northridge	75
99	Sacramento St.	66
82	Loyola Marymount	84
54	Idaho St.	45
77	Utah St.	66
86	Nevada	90
82	Louisiana Tech	56
69	New Mexico St.	73
79	Utah St.	80
73	Hawaii	62
65	Fresno St.	61
75	Idaho	57
68	New Mexico St.	78
76	Louisiana Tech	84
86	Idaho	63
65	San Jose St.	64
101	Montana Western	65
83	Albany (N.Y.)	82
83	San Jose St.	64
81	Nevada	95
77	Fresno St.	78
75	Hawaii	92
78	Fresno St. †	73
69	New Mexico St.	88

Nickname: Broncos
 Colors: Blue & Orange
 Arena: Taco Bell Arena
 Capacity: 12,380; Year Built: 1982
 AD: Gene Bleymaier
 SID: Todd Miles

BOSTON COLLEGE

Chestnut Hill, MA 02467-3861 I

Coach: Al Skinner, Massachusetts 1974

2006-07 RESULTS (21-12)

86	New Hampshire	47
63	Vermont	77
64	Providence	73
86	Rhode Island	68
65	Michigan St.	58
84	Massachusetts	73
75	Fairfield	52
73	Maryland	62
101	Sacred Heart	68
66	Kansas	84
93	Duquesne	98
87	Northeastern	82
72	Yale	56
74	North Carolina St.	58
95	Wake Forest	85
78	Virginia	73
82	Miami (Fla.)	63
54	Clemson	74
85	Florida St.	82
61	Duke	75
94	Hartford	60
80	Virginia Tech	59
75	Miami (Fla.)	68
68	Florida St.	67
70	Duke	78
72	North Carolina	77
62	Virginia Tech	79
59	Clemson	54
60	Georgia Tech	74
74	Miami (Fla.) †	71
56	North Carolina †	71
84	Texas Tech †	75
55	Georgetown †	62

Nickname: Eagles
 Colors: Maroon & Gold
 Arena: Silvio O. Conte Forum

Capacity: 8,606; Year Built: 1988
 AD: Gene DeFilippo
 SID: Chris Cameron

BOSTON U.

Boston, MA 02215 I

Coach: Dennis Wolff, Connecticut 1978

2006-07 RESULTS (12-18)

57	George Washington	70
78	Harvard	74
60	Rider	66
54	Northeastern	73
74	Manhattan	65
39	St. Joseph's	55
74	St. Bonaventure	46
54	Massachusetts	56
51	Rhode Island	65
44	St. John's (N.Y.)	45
53	St. Joseph's †	58
70	Holy Cross	73
75	Hartford	80
65	Maine	63
61	Binghamton	49
53	New Hampshire	29
62	Stony Brook	68
59	UMBC	53
50	Albany (N.Y.)	52
66	Maine	55
59	Hartford	51
63	Vermont	72
66	Binghamton	54
55	New Hampshire	60
68	Stony Brook	55
63	UMBC	67
55	Vermont	57
63	Albany (N.Y.)	73
62	Binghamton	58
49	Albany (N.Y.)	59

Nickname: Terriers
 Colors: Scarlet & White
 Arena: Case Gym
 Capacity: 1,800; Year Built: 1971
 AD: Michael P. Lynch
 SID: Megan Bradshaw

BOWDOIN

Brunswick, ME 04011 III

Coach: Tim Gilbride, Providence 1974

2006-07 RESULTS (15-10)

64	Salem St. †	74
104	Me.-Fort Kent †	54
81	New England	75
84	Thomas (Me.)	63
68	Southern Me.	36
60	Bates	61
82	Colby-Sawyer	78
67	Colby	68
65	Plymouth St.	64
61	Me.-Farmington	57
64	Williams	69
58	Middlebury	81
71	Clark (Mass.)	66
74	Connecticut Col.	46
61	Wesleyan (Conn.)	63
72	Maine Maritime	47
75	Trinity (Conn.)	69
55	Amherst	73
69	Babson	60
67	Colby	81
98	Me.-Presque Isle	45
84	Tufts	94
66	Bates	58
87	St. Joseph's (Me.)	83
67	Trinity (Conn.)	77

Nickname: Polar Bears
 Colors: White
 Arena: Morrell Gymnasium
 Capacity: 2,000; Year Built: 1965
 AD: Jeffrey H. Ward
 SID: Jim Caton

BOWIE ST.

Bowie, MD 20715-9465 II

Coach: Luke D'Alessio, Catholic 1983

2006-07 RESULTS (19-10)

90 Salem Int'l	73
89 Dowling	77
90 Livingstone	78
42 Virginia Union †.....	87
111 St. Paul's.....	75
122 Mansfield	117
80 St. Augustine's	87
84 St. Cloud St.	77
76 Virginia St.....	84
85 N.C. Central	64
79 Fayetteville St.....	70
92 Shaw	64
53 Johnson C. Smith.....	81
79 Livingstone.....	83
92 Virginia Union	70
99 Johnson C. Smith	88
109 Elizabeth City St.	101
72 Fayetteville St.	64
116 St. Augustine's.....	104
86 Shaw.....	68
75 N.C. Central.....	80
95 St. Paul's	106
74 Elizabeth City St.....	77
113 Columbia Union.....	82
69 Virginia St.....	75
92 Columbia Union	48
82 Shaw †.....	65
68 Johnson C. Smith †.....	62
54 Elizabeth City St. †.....	59

Nickname: Bulldogs
 Colors: Black & Gold
 Arena: A.C. Jordan Arena
 Capacity: 2,200; Year Built: 1973
 AD: Derek Carter
 SID: Gregory C. Goings

BOWLING GREEN

Bowling Green, OH 43403 I

Coach: Dan Dakich, Indiana 1985

2006-07 RESULTS (13-18)

89 Denison	52
54 Arkansas St.....	64
59 Furman	63
65 South Ala.	64
71 Troy	69
81 Arkansas St.	72
58 Central Ark.	72
59 Wright St.....	56
63 Northern Colo.	53
79 Marshall	78
58 Michigan Tech †.....	46
77 Jacksonville St. †.....	69
62 Green Bay.....	65
74 Buffalo	73
49 Ohio	67
62 Akron	83
60 Miami (Ohio).....	66
61 Kent St.....	62
63 Western Mich.	72
68 Central Mich.	71
67 Ball St.....	57
48 Toledo.....	64
51 Northern Ill.	73
63 Eastern Mich.	65
90 Buffalo.....	98
90 Morehead St.....	72
63 Ohio	88
87 Akron.....	93
64 Kent St.....	77
68 Miami (Ohio)	64
59 Ohio †.....	69

Nickname: Falcons
 Colors: Orange & Brown
 Arena: Anderson Arena
 Capacity: 4,700; Year Built: 1960
 AD: Greg Christopher
 SID: J.D. Campbell

BRADLEY

Peoria, IL 61625..... I

Coach: Jim Les, Bradley 1986

2006-07 RESULTS (22-13)

78 DePaul	58
74 SIU Edwardsville	58
81 Ill.-Chicago	72
107 Florida A&M	75
101 Rutgers †.....	72
71 Illinois †.....	75
84 Tennessee Tech	86
53 Michigan St.....	82
88 Wright St.....	49
76 Iowa St. †.....	66
82 Loyola (Ill.)	73
83 Southern Miss.	73
65 UNI.....	76
85 Evansville	78
78 Missouri St.....	86
63 Wichita St.....	84
89 Drake.....	86
48 Southern Ill.	46
76 Indiana St.....	59
54 Creighton	65
78 Wichita St.....	63
88 Illinois St.....	67
70 Missouri St.....	85
71 Creighton	82
70 Illinois St.....	62
50 Southern Ill.....	60
100 Drake	85
72 Evansville	71
73 VCU.....	64
70 UNI	79
74 Indiana St.....	58
51 UNI †.....	48
51 Southern Ill. †.....	53
90 Providence	78
72 Mississippi St.....	101

Nickname: Braves
 Colors: Red & White
 Arena: Carver Arena
 Capacity: 11,164; Year Built: 1982
 AD: Kenneth E. Kavanagh
 SID: Bobby Parker

BRANDEIS

Waltham, MA 02454-9110 III

Coach: Brian Meehan, Clark (Mass.) 1986

2006-07 RESULTS (20-7)

73 Newbury	60
90 Springfield	63
87 Suffolk	60
99 Tufts	89
76 Babson	66
62 Mass.-Dartmouth	47
87 Framingham St.....	57
74 Elms.....	59
66 Clark (Mass.)	51
74 Amherst.....	84
81 Curry.....	73
65 Rochester (N.Y.).....	83
68 Carnegie Mellon	75
52 New York U.	48
85 Case Reserve	68
74 Emory.....	50
64 Washington-St. Louis.....	68
76 Chicago.....	76
69 Chicago	74
81 Washington-St. Louis	75
75 Carnegie Mellon	52
73 Rochester (N.Y.)	66
76 Emory.....	67
56 Case Reserve.....	51
76 New York U.....	67
77 Trinity (Conn.) †.....	70
67 Rhode Island Col.....	70

Nickname: Judges
 Colors: Blue & White
 Arena: Auerbach Arena
 Capacity: 2,500; Year Built: 1992

AD: Sheryl Sousa
 SID: Adam Levin

BRIDGEPORT

Bridgeport, CT 06601 II

Coach: Mike Ruane, Alvernia 1992

2006-07 RESULTS (22-9)

70 Post	67
56 Holy Family	53
74 C.W. Post	82
81 New Haven.....	69
68 St. Rose	64
85 Molloy	73
77 Merrimack †.....	70
57 Bryant	64
69 St. Thomas Aquinas.....	60
74 Southern N.H.....	68
83 Queens (N.Y.)	67
58 NYIT.....	66
88 Concordia (N.Y.)	79
76 Adelphi.....	71
58 Mercy.....	63
69 Dowling	42
80 C.W. Post.....	75
60 New Haven	49
92 Molloy	95
53 St. Thomas Aquinas	57
72 Queens (N.Y.).....	86
68 NYIT.....	62
62 Concordia (N.Y.).....	46
63 Adelphi.....	60
82 Phila. Sciences.....	71
69 Mercy.....	66
76 Dowling	55
74 Molloy	64
60 C.W. Post.....	63
67 Philadelphia U. †.....	65
45 Bentley.....	60

Nickname: Purple Knights
 Colors: Purple & White
 Arena: Harvey Hubbell Gym
 Capacity: 2,000; Year Built: 1963
 AD: Jay Moran
 SID: Courtney Nogas

BRIDGEWATER (VA.)

Bridgewater, VA 22812-1599..... III

Coach: Bill Leatherman, Milligan 1966

2006-07 RESULTS (10-17)

78 Southern Va. †.....	62
93 Lancaster Bible †.....	63
93 Valley Forge Chrst.....	52
52 Greensboro	68
57 Va. Wesleyan	82
90 East. Mennonite	77
69 Marietta †.....	72
67 Olivet †.....	72
88 Hampden-Sydney.....	91
60 Lynchburg	66
74 Wash. & Lee	81
63 Randolph-Macon	64
95 VMI.....	125
66 Guilford.....	70
93 Emory & Henry	115
59 Roanoke.....	64
61 Hampden-Sydney	58
83 Lynchburg	62
46 Va. Wesleyan.....	85
60 East. Mennonite.....	69
65 Randolph-Macon.....	63
52 Guilford	74
106 Emory & Henry	96
43 Roanoke.....	60
48 Wash. & Lee.....	46
88 Guilford †.....	78
62 Roanoke.....	87

Nickname: Eagles
 Colors: Cardinal & Vegas Gold
 Arena: Ninninger Hall
 Capacity: 1,200; Year Built: 1957
 AD: Curtis L. Kendall
 SID: Steve Cox

BRIDGEWATER ST.

Bridgewater, MA 02325-9998..... III

Coach: Joe Farroba, Boston St. 1976

2006-07 RESULTS (17-8)

66 St. Joseph's (Me.)	49
75 Salve Regina	62
61 WPI	75
69 Mass.-Dartmouth	66
88 Wheaton (Mass.).....	77
82 Plymouth St.....	73
79 Babson †.....	62
71 Keene St. †.....	80
80 Rhode Island Col.....	88
73 Westfield St.....	58
72 Endicott	74
82 Framingham St.....	63
82 Mass. Liberal Arts	73
74 Mass.-Boston	71
62 Worcester St.....	53
72 Salem St.....	87
62 Fitchburg St.....	54
75 Westfield St.....	74
82 Western Conn. St.	76
95 Framingham St.....	97
78 Mass. Liberal Arts.....	73
79 Worcester St.....	71
72 Salem St.....	81
75 Fitchburg St.....	59
49 Westfield St. †.....	59

Nickname: Bears
 Colors: Crimson & White
 Arena: Adrian Tinsley Center
 Capacity: 1,000; Year Built: 2002
 AD: John C. Harper
 SID: Mike Holbrook

BYU

Provo, UT 84602..... I

Coach: Dave Rose, Houston 1984

2006-07 RESULTS (25-9)

69 UCLA	82
84 Idaho St.....	78
79 Portland	50
80 Southern Utah	61
68 Boise St.....	72
73 Weber St.....	69
81 San Jose St.....	69
61 Michigan St. †.....	76
77 Lamar.....	86
75 Utah St.....	62
102 Western Ore.	40
73 Liberty	59
72 Oral Roberts	62
77 Seton Hall	68
80 San Diego St.....	58
89 TCU	65
75 UNLV	83
89 Wyoming	81
78 Colorado St.....	90
70 New Mexico.....	49
61 Air Force	52
76 Utah.....	66
90 UNLV	63
77 Wyoming.....	73
85 TCU	82
96 New Mexico.....	73
76 Colorado St.....	67
74 San Diego St.....	86
62 Air Force	58
85 Utah.....	62
77 TCU †.....	64
96 Wyoming †.....	84
70 UNLV	78
77 Xavier †.....	79

Nickname: Cougars
 Colors: Dark Blue and White
 Arena: Marriott Center
 Capacity: 22,700; Year Built: 1971
 AD: Tom Holmoe
 SID: Brett Pyne

BYU-HAWAII

Laie, HI 96762-1294..... II

Coach: Ken Wagner, BYU 1979

2006-07 RESULTS (20-8)

116	Cal St. Stanislaus	101
83	Central Wash.	75
93	Oakland City	69
97	Oakland City	56
72	Fort Lewis †	66
78	Dixie St.	72
93	Seattle Pacific	98
65	Seattle	76
75	Harding †	72
101	Ark.-Monticello †	68
68	Alas. Anchorage	79
71	Alas. Fairbanks †	76
71	Notre Dame de Namur	62
85	Notre Dame de Namur	65
79	Grand Canyon	73
69	Chaminade	83
76	Chaminade	68
74	Hawaii Pacific	63
74	Hawaii Pacific	70
86	Hawaii-Hilo	56
93	Hawaii-Hilo	83
93	Chaminade	89
79	Grand Canyon	89
67	Grand Canyon	78
81	Notre Dame de Namur	62
76	Hawaii-Hilo	62
72	Hawaii Pacific	51
68	Cal St. San B'dino †	71

Nickname: Seasideers
 Colors: Crimson, Gold & Gray
 Arena: Cannon Activities Center
 Capacity: 4,338; Year Built: 1981
 AD: A. Kenyon Wagner
 SID: Scott Lowe

BROCKPORT ST.

Brockport, NY 14420-2989..... III

Coach: Nelson Whitmore, St. John Fisher 1992

2006-07 RESULTS (26-6)

78	Oberlin	66
105	Pitt.-Bradford	80
97	St. John Fisher	86
70	Fredonia St.	62
74	Plattsburgh St.	72
95	Potsdam St.	98
112	D'Youville	63
94	Hamilton	75
102	St. Lawrence	72
98	Keuka	58
73	Geneseo St. †	84
81	St. John Fisher †	85
89	Oswego St.	102
60	Oneonta St.	58
72	Cortland St.	63
103	Oneonta St.	71
109	New Paltz St.	81
82	Geneseo St.	70
74	Fredonia St.	51
91	Oswego St.	76
94	Buffalo St.	67
92	Potsdam St.	75
114	SUNYIT	108
83	Cortland St.	63
79	Geneseo St.	63
74	Cortland St.	56
104	SUNYIT	89
75	Plattsburgh St.	80
74	Williams †	66
74	St. Lawrence	49
105	St. John Fisher	91
87	Wooster †	94

Nickname: Golden Eagles
 Colors: Green & Gold
 Arena: Tuttle North Gym
 Capacity: 3,000; Year Built: 1973
 AD: Linda J. Case
 SID: Kelly Vergin

BROOKLYN

Brooklyn, NY 11210..... III

Coach: Steve Podias, Fordham 1978

2006-07 RESULTS (10-14)

63	New Paltz St.	94
75	Briarcliffe (N.Y.)	73
77	Pratt	42
87	Centenary (N.J.)	75
67	York (N.Y.)	89
72	Staten Island	85
71	Purchase St.	70
70	Maritime (N.Y.)	57
88	City Tech	93
78	Hunter	96
76	Berkeley	63
69	John Jay	70
52	Baruch	59
51	TCNJ	73
76	Lehman	80
61	City Tech	58
54	Yeshiva	59
77	Medgar Evers	80
56	York (N.Y.)	74
75	Briarcliffe (N.Y.)	68
83	St. Joseph's (Brkln)	74
84	Staten Island	99
43	CCNY	76
88	Medgar Evers	81

Nickname: Bridges
 Colors: Maroon & Gold
 Arena: Roosevelt Gymnasium
 Capacity: 800; Year Built: 1935
 AD: Bruce Filosa
 SID: Alex Lang

BROWN

Providence, RI 02912..... I

Coach: Craig Robinson, Princeton 1983

2006-07 RESULTS (11-18)

34	Michigan St.	45
58	Central Mich. †	71
47	Navy †	70
51	Providence	41
40	Northwestern	64
54	Army	62
66	Wagner	61
80	Quinnipiac	74
68	Rhode Island	72
52	Albany (N.Y.)	62
95	Hartford	82
63	Western Ill. †	59
57	A&M-Corpus Christi	71
47	UC Davis	49
56	SMU	60
42	Yale	56
76	Yale	71
52	Dartmouth	56
88	Harvard	92
61	Penn	77
63	Princeton	48
59	Cornell	61
68	Columbia	77
70	Harvard	66
53	Dartmouth	33
64	Columbia	59
67	Cornell	79
64	Princeton	55
64	Penn	67

Nickname: Bears
 Colors: Brown, Red & White
 Arena: Pizzitola Sports Center
 Capacity: 3,100; Year Built: 1989
 AD: Michael Goldberger
 SID: Chris Humm

BRYANT

Smithfield, RI 02917-1284..... II

Coach: Max Good, Eastern Ky. 1969

2006-07 RESULTS (21-11)

63	Philadelphia U.	85
72	American Int'l	68
84	St. Anselm	80
69	Franklin Pierce	71
62	Assumption	48
69	Mass.-Lowell	66
49	Bentley	61
76	Southern N.H.	46
59	Stonehill	77
70	Le Moyne	68
64	Bridgeport	57
52	Merrimack	73
72	St. Rose	71
77	Assumption	67
80	Pace	72
70	Stonehill	55
67	Southern N.H.	60
67	Le Moyne	61
66	Mass.-Lowell	55
70	St. Anselm	71
76	Bentley	78
65	Franklin Pierce	61
47	American Int'l	58
75	C.W. Post	60
68	St. Michael's	74
78	Southern Conn. St.	72
74	Merrimack	69
79	American Int'l	63
74	Bentley	85
77	Adelphi †	55
65	St. Rose †	62
54	Bentley	63

Nickname: Bulldogs
 Colors: Black, Gold & White
 Arena: Chace Athletic Center
 Capacity: 2,700; Year Built: 1971
 AD: Bill Smith
 SID: Jason Sullivan

BUCKNELL

Lewisburg, PA 17837..... I

Coach: Pat Flannery, Bucknell 1980

2006-07 RESULTS (22-9)

49	Albany (N.Y.)	55
83	Wake Forest	86
53	St. Joseph's	63
60	Penn St.	63
72	Yale	57
60	St. Francis (Pa.)	56
48	UNI	57
60	George Mason †	57
70	Cornell	66
68	Xavier	67
60	Texas Tech	72
48	Central Ark. †	50
77	Northern Ill. †	59
59	Navy	51
66	American	60
60	Holy Cross	65
67	Lafayette	61
50	Colgate	36
62	Lehigh	44
74	Army	49
56	Colgate	53
78	Navy	63
69	American	66
48	Holy Cross	45
76	Lafayette	58
73	Towson	63
69	Lehigh	56
54	Army	49
62	Navy	43
68	Army	47
66	Holy Cross	74

Nickname: Bison
 Colors: Orange & Blue
 Arena: Sojka Pavilion
 Capacity: 4,000; Year Built: 2003

AD: John P. Hardt
 SID: Jon Terry

BUENA VISTA

Storm Lake, IA 50588-9990..... III

Coach: Brian VanHaften, Northwestern (Iowa)

2006-07 RESULTS (17-9)

85	Ripon †	80
65	Wis.-Platteville	78
78	Gust. Adolphus	70
99	Northwestern (Iowa)	86
68	Luther	63
66	Dordt	61
103	St. Ambrose	98
56	Wis.-Stout †	57
77	St. Joseph's (L.I.) †	88
81	Simpson	66
84	Coe	79
70	Central (Iowa)	72
69	Loras	75
84	Wartburg	70
91	Dubuque	82
73	Cornell College	58
90	Wartburg	77
87	Central (Iowa)	66
56	Coe	59
59	Simpson	68
94	Cornell College	86
81	Luther	69
98	Dubuque	90
56	Loras	68
88	Coe	81
62	Loras	77

Nickname: Beavers
 Colors: Navy Blue & Gold
 Arena: Siebens Fieldhouse
 Capacity: 3,500; Year Built: 1969
 AD: Jan Travis
 SID: Nick Huber

BUFFALO

Buffalo, NY 14260..... I

Coach: Reggie Witherspoon, Empire St. 1995

2006-07 RESULTS (12-19)

72	Canisius	69
61	South Fla.	77
77	Cleveland St. †	73
60	Miami (Fla.) †	57
44	Evansville	74
65	Iona	54
64	Temple	62
74	Niagara	62
63	Tulane	80
67	Pittsburgh	70
72	Liberty	66
62	Delaware St.	65
69	Siena	64
73	Bowling Green	74
56	Kent St.	69
68	Miami (Ohio)	51
51	Ohio	67
59	Akron	66
62	Toledo	78
76	Eastern Mich.	89
64	Western Mich.	85
80	Northern Ill.	74
73	Ball St.	79
56	Central Mich.	59
98	Bowling Green	90
84	Detroit	92
64	Kent St.	68
68	Miami (Ohio)	80
69	Akron	87
84	Ohio	65
74	Central Mich. †	80

Nickname: Bulls
 Colors: Royal Blue & White
 Arena: Alumni Arena
 Capacity: 8,500; Year Built: 1982

AD: Warde Manuel
SID: Jon Fuller

BUFFALO ST.

Buffalo, NY 14222-1095..... III

Coach: Fajri Ansari, Buffalo 1981

2006-07 RESULTS (12-13)

88	Clark (Mass.)	74
82	Point Park	108
83	Wash. & Jeff. †	71
57	Rochester (N.Y.)	88
72	Oneonta St.	79
76	New Paltz St.	71
78	Medaille	44
85	Hilbert	75
65	Albion †	59
103	Lincoln (Pa.) †	110
68	Cortland St.	53
99	SUNYIT	85
81	Oswego St.	76
76	Potsdam St.	94
84	Plattsburgh St.	90
66	Geneseo St.	75
66	Plattsburgh St.	78
80	SUNYIT	84
75	Fredonia St.	78
67	Brockport St.	94
72	Cortland St.	69
96	New Paltz St.	83
74	Fredonia St.	59
69	Oswego St.	77
72	Plattsburgh St.	82

Nickname: Bengals
Colors: Orange & Black
Arena: Sports Arena
Capacity: 3,500; Year Built: 1991
AD: Jerry S. Boyes
SID: Jeff Ventura

BUTLER

Indianapolis, IN 46208-3485 I

Coach: Todd Lickliter, Butler 1979

2006-07 RESULTS (29-7)

77	Tulane	37
71	Notre Dame †	69
60	Indiana †	55
62	Ill.-Springfield	56
56	Tennessee †	44
79	Gonzaga †	71
83	Kent St.	80
60	Valparaiso	47
70	Cleveland St.	45
65	Ball St.	41
64	Indiana St.	72
68	Purdue †	65
76	Evansville	65
55	Milwaukee	50
73	Wright St.	42
67	Ill.-Chicago	73
62	South Dakota St.	47
67	Youngstown St.	39
80	Green Bay	59
70	Loyola (Ill.)	66
68	Detroit	58
71	Ill.-Chicago	45
71	Youngstown St.	58
66	Milwaukee	47
92	Cleveland St.	50
65	Wright St.	77
79	Fla. Gulf Coast	65
64	Southern Ill.	68
68	Green Bay	58
71	Loyola (Ill.)	75
56	Detroit	36
67	Loyola (Ill.) †	66
55	Wright St.	60
57	Old Dominion †	46
62	Maryland †	59
57	Florida †	65

Nickname: Bulldogs
Colors: Blue & White

Arena: Hinkle Fieldhouse
Capacity: 11,043; Year Built: 1928
AD: Barry Collier
SID: Jim McGrath

C.W. POST

Brookville, NY 11548..... II

Coach: Tim Cluess, Hofstra 1983

2006-07 RESULTS (19-11)

79	St. Anselm	62
60	Bentley	70
69	Gannon	76
101	Lock Haven †	71
82	Bridgeport	74
85	Molloy	82
86	Dowling	51
74	Concordia (N.Y.)	58
72	Queens (N.Y.)	82
85	Post	73
56	Southern Conn. St.	48
60	St. Thomas Aquinas	65
81	New Haven	65
88	Mercy	60
67	Adelphi	77
85	NYIT	87
75	Bridgeport	80
85	Molloy	79
82	Dowling	64
83	Queens (N.Y.)	74
81	Concordia (N.Y.)	84
60	Bryant	75
65	St. Thomas Aquinas	56
68	New Haven	77
67	Mercy	52
66	Adelphi	53
70	NYIT	60
58	St. Thomas Aquinas	55
63	Bridgeport	60
58	Adelphi †	61

Nickname: Pioneers
Colors: Green & Gold
Arena: Pratt Recreation Center
Capacity: 3,000; Year Built: 2002
AD: Bryan Collins
SID: Tom Emberley

CABRINI

Radnor, PA 19087-3698..... III

Coach: Matthew Macciocca, DeSales 1996

2006-07 RESULTS (5-20)

71	Wooster	128
112	Emory & Henry †	129
79	Penn St.-Berks	63
81	Misericordia	88
66	Marywood	74
70	Wesley	72
63	DeSales	69
46	Widener	61
50	Rowan	72
60	Scranton	89
48	Arcadia	54
48	Eastern	60
34	Alvernia	69
71	Gwynedd-Mercy	84
73	Neumann	74
67	Immaculata	65
61	Misericordia	82
57	Wesley	80
66	Alvernia	73
77	Marywood	65
61	Arcadia	77
54	Eastern	66
54	Immaculata	50
63	Neumann	61
73	Gwynedd-Mercy	74

Nickname: Cavaliers
Colors: Royal Blue & White
Arena: Sacred Heart Gymnasium
Capacity: 750; Year Built: 1958
AD: Leslie Danehy
SID: Rich Schepis

CALDWELL

Caldwell, NJ 07006-6195 II

Coach: Mark Corino, Kean 1977

2006-07 RESULTS (19-12)

66	Mesa St. †	65
51	Colorado Mines	59
74	Bloomfield	71
69	Mercy	58
65	Dowling	54
82	Felician	58
59	Dominican (N.Y.)	63
52	Phila. Sciences	65
83	Wilmington (Del.)	76
56	St. Anselm	70
66	Franklin Pierce	63
63	Holy Family	77
67	Philadelphia U.	68
51	Goldey-Beacom	56
67	Nyack	56
53	Post	61
68	Wilmington (Del.)	60
83	Bloomfield	74
75	Phila. Sciences	65
69	Adelphi	56
76	Felician	80
63	Dominican (N.Y.)	56
67	Holy Family	66
56	Post	73
53	Philadelphia U.	57
73	Nyack	54
53	Goldey-Beacom	52
74	Goldey-Beacom	65
73	Philadelphia U. †	64
61	Phila. Sciences †	60
56	Bentley	59

Nickname: Cougars
Colors: Scarlet & Gold
Arena: George R. Newman
Capacity: 1,800; Year Built: 2002
AD: Mark A. Corino
SID: Matt McLagan

CALIFORNIA

Berkeley, CA 94720..... I

Coach: Ben Braun, Wisconsin 1975

2006-07 RESULTS (16-17)

60	Utah Valley St.	47
79	San Diego St.	86
73	Santa Clara	48
72	Marshall †	70
72	Hawaii †	56
78	Loyola Marymount †	70
78	Kansas St.	48
71	Nevada †	77
75	Chicago St.	51
67	San Diego	72
84	Furman	50
62	DePaul	90
85	Arizona	94
66	Arizona St.	62
67	Stanford	63
56	Washington St.	73
77	Washington	69
77	Oregon St.	74
84	Oregon	92
46	UCLA	62
73	Southern California	76
71	Stanford	90
71	Washington	79
46	Washington St.	59
63	Oregon	61
84	Oregon St.	80
75	UCLA	85
66	Southern California	84
65	Arizona	70
41	Arizona St.	42
70	Oregon St. †	51
76	UCLA †	69
63	Oregon †	81

Nickname: Golden Bears
Colors: Blue & Gold
Arena: Haas Pavilion

Capacity: 11,877; Year Built: 1999
AD: Sandy Barbour
SID: Herb Benenson

UC DAVIS

Davis, CA 95616-8674..... II

Coach: Gary Stewart, La Verne 1984

2006-07 RESULTS (5-23)

73	Ga. Southern †	116
90	Columbia †	95
76	UTEP	80
72	Portland	76
77	Sacramento St.	100
72	Stanford	84
66	Jackson St.	58
49	Idaho St.	76
61	Portland St.	93
75	Long Beach St.	89
48	UC Irvine	68
49	Brown	47
38	Utah Valley St.	57
68	Cal Poly	72
70	UC Santa Barbara	66
93	Cal St. Northridge	88
71	Pacific	79
77	Cal St. Fullerton	84
50	UC Riverside	70
48	UC Santa Barbara	66
64	Cal Poly	88
59	Utah Valley St.	88
74	Cal St. Northridge	91
58	Pacific	65
59	UC Irvine	73
77	Long Beach St.	102
76	UC Riverside	80
77	Cal St. Fullerton	68

Nickname: Aggies
Colors: Yale Blue & Gold
Arena: The Pavilion
Capacity: 7,000; Year Built: 1977
AD: Greg Warzecka
SID: Mike Robles

UC IRVINE

Irvine, CA 92697-4125..... I

Coach: Pat Douglass, Pacific 1972

2006-07 RESULTS (15-18)

63	South Ala. †	67
53	Winston-Salem †	41
51	Fresno St.	82
67	South Carolina	52
42	Oregon	85
64	Nevada	83
68	Pepperdine	66
65	Loyola Marymount	73
73	Drake	76
70	Sam Houston St.	62
53	DePaul	65
69	Loyola (Ill.)	72
81	Harvard	48
68	UC Davis	48
66	Cal Poly	62
59	UC Santa Barbara	64
61	Cal St. Northridge	67
67	Pacific	42
64	UC Riverside	48
68	Cal St. Fullerton	71
88	Long Beach St.	84
60	Cal St. Fullerton	75
82	Pacific	89
75	Cal St. Northridge	66
62	UC Santa Barbara	71
80	Cal Poly	89
66	UC Riverside	61
62	San Francisco	76
73	UC Davis	59
80	Long Beach St.	85
53	UC Riverside †	52
70	UC Santa Barbara †	52
63	Long Beach St. †	77

Nickname: Anteaters
 Colors: Blue & Gold
 Arena: Bren Events Center
 Capacity: 5,000; Year Built: 1987
 AD: Paula Smith
 SID: Bob Olson

UC RIVERSIDE

Riverside, CA 92521 I

Coach: Vonn Webb, Western N.M. 1989

2006-07 RESULTS (7-24)

61 Iowa St.....	69
64 Eastern Ill. †.....	55
64 La.-Monroe †.....	76
88 Vanguard.....	63
75 Hope Int'l.....	55
45 San Diego St.....	79
75 Southeast Mo. St.....	78
38 UCLA.....	61
65 Montana.....	72
77 Texas-Arlington.....	78
56 Colgate.....	59
65 UC Santa Barbara.....	73
64 Cal Poly.....	67
55 UTEP.....	95
49 Pacific.....	62
60 Cal St. Northridge.....	67
62 San Diego.....	78
58 Cal St. Fullerton.....	98
48 UC Irvine.....	64
65 Long Beach St.....	99
70 UC Davis.....	50
82 Cal St. Fullerton.....	76
69 Cal St. Northridge.....	89
66 Pacific.....	86
61 UC Irvine.....	66
81 Idaho.....	76
54 Cal Poly.....	70
67 UC Santa Barbara.....	68
80 UC Davis.....	76
75 Long Beach St.....	91
52 UC Irvine †.....	53

Nickname: Highlanders
 Colors: Blue & Gold
 Arena: UCR Student Rec Center
 Capacity: 3,168; Year Built: 1994
 AD: Stanley M. Morrison
 SID: Ross French

UC SAN DIEGO

La Jolla, CA 92093-0531 II

Coach: Bill Carr, San Francisco 1992

2006-07 RESULTS (12-15)

48 San Diego St.....	84
62 Grand Canyon.....	64
62 Seattle Pacific †.....	52
61 Montevillo †.....	60
67 Cal St. Chico.....	74
76 Cal St. Stanislaus.....	72
50 Hawaii Pacific.....	53
51 Cal St. Dom. Hills.....	60
76 Humboldt St.....	90
70 Sonoma St.....	75
59 Cal St. L.A.....	54
36 Cal St. Bakersfield.....	67
69 Cal St. San B'dino.....	63
54 Cal Poly Pomona.....	60
63 San Fran. St.....	58
55 Cal St. Monterey Bay.....	71
116 Cal St. Stanislaus.....	103
69 Cal St. Chico.....	54
45 Cal St. Dom. Hills.....	44
90 Sonoma St.....	76
59 Humboldt St.....	61
56 Cal St. Bakersfield.....	67
77 Cal St. L.A.....	86
65 Cal Poly Pomona.....	68
59 Cal St. San B'dino.....	77
100 Cal St. Monterey Bay.....	82
73 San Fran. St.....	47

Nickname: Tritons
 Colors: Blue & Gold
 Arena: RIMAC Arena
 Capacity: 5,000; Year Built: 1995
 AD: Earl W. Edwards
 SID: David Wahlstrom

UC SANTA BARBARA

Santa Barbara, CA 93106-5200 I

Coach: Bob Williams, San Jose St. 1975

2006-07 RESULTS (18-11)

75 San Jose St.....	67
88 Montana St.....	56
79 UNLV.....	76
89 Pepperdine.....	80
72 San Diego St.....	76
55 Loyola Marymount.....	58
75 Portland.....	67
70 Fresno St.....	42
74 San Francisco.....	69
90 Vanguard.....	63
63 San Diego.....	81
73 UC Riverside.....	65
84 Cal St. Fullerton.....	76
65 Long Beach St.....	101
64 UC Irvine.....	59
66 UC Davis.....	70
61 Cal Poly.....	71
67 Cal St. Northridge.....	57
70 Pacific.....	62
66 UC Davis.....	48
71 UC Irvine.....	62
67 Long Beach St.....	68
79 Cal Poly.....	86
70 Eastern Wash.....	71
73 Cal St. Fullerton.....	79
68 UC Riverside.....	67
64 Pacific.....	49
75 Cal St. Northridge.....	59
52 UC Irvine †.....	70

Nickname: Gauchos
 Colors: Blue & Gold
 Arena: The Thunderdome
 Capacity: 6,000; Year Built: 1979
 AD: Gary A. Cunningham
 SID: Bill Mahoney

UC SANTA CRUZ

Santa Cruz, CA 95064 III

Coach: Gordie Johnson, UNI

2006-07 RESULTS (3-23)

86 Puget Sound.....	124
79 Pacific Lutheran †.....	84
56 Cal St. Stanislaus.....	112
58 Notre Dame de Namur †.....	69
52 San Diego Christian.....	84
110 Redlands.....	131
59 Colorado Col. †.....	54
57 Golden St. Baptist.....	52
52 Whitworth.....	76
61 Caltech.....	49
47 Cal Lutheran.....	82
57 Cal St. East Bay.....	73
65 Cal Maritime †.....	98
44 Whitworth.....	89
62 Holy Names.....	97
56 Chapman †.....	77
68 Colorado Col. †.....	90
55 Dallas.....	71
57 Chapman.....	78
71 La Sierra.....	87
45 Dominican (Cal.).....	73
41 Menlo.....	77
68 Cal St. East Bay.....	83
64 Chapman.....	76
52 Neb. Wesleyan.....	79
63 Colorado Col. †.....	79

Nickname: Banana Slugs
 Colors: Navy Blue & Gold
 Arena: West Field House
 Capacity: 300

AD: Linda Spradley
 SID: Nikki Turner

CALIFORNIA (PA.)

California, PA 15419 II

Coach: Bill Brown, Ohio 1974

2006-07 RESULTS (24-7)

87 Penn St.-McKeesport.....	40
80 East Stroudsburg †.....	74
60 Shepherd.....	64
132 Penn St.-Fayette.....	47
69 Cheyney.....	61
88 Wheeling Jesuit.....	65
67 Millersville.....	74
66 West Chester.....	65
75 Bellarmine †.....	82
97 Roberts Wesleyan †.....	76
82 Mansfield.....	76
71 Bloomsburg.....	61
66 Clarion.....	63
94 East Stroudsburg.....	83
83 Kutztown.....	75
78 Lock Haven.....	50
75 Shippensburg.....	63
74 Indiana (Pa.).....	63
79 Slippery Rock.....	56
48 Edinboro.....	49
80 Clarion.....	60
67 Pitt.-Johnstown.....	61
59 Lock Haven.....	61
67 Indiana (Pa.).....	46
71 Shippensburg.....	51
65 Slippery Rock.....	63
73 Edinboro.....	59
67 Clarion.....	62
65 Cheyney.....	67
82 West Liberty St. †.....	79
72 Millersville †.....	82

Nickname: Vulcans
 Colors: Red & Black
 Arena: Hamer Hall
 Capacity: 2,500; Year Built: 1962
 AD: Thomas G. Pucci
 SID: Tom Byrnes

CAL LUTHERAN

Thousand Oaks, CA 91360-2787 III

Coach: Rich Rider, Truman 1970

2006-07 RESULTS (17-8)

79 La Sierra.....	57
71 Alvernia †.....	67
55 Whitworth †.....	68
65 Lewis & Clark †.....	61
48 Chapman.....	59
96 West Coast Baptist.....	45
57 Pacific (Ore.).....	66
82 UC Santa Cruz.....	47
72 Willamette.....	85
64 Milwaukee Engr.....	57
71 Messiah.....	66
64 Whittier.....	49
129 Redlands.....	85
64 La Verne.....	44
56 Occidental.....	68
68 Pomona-Pitzer.....	66
110 Caltech.....	47
51 Claremont-M-S.....	49
76 Whittier.....	67
97 Redlands.....	90
56 La Verne.....	53
40 Occidental.....	41
64 Pomona-Pitzer.....	69
93 Caltech.....	26
49 Claremont-M-S.....	62

Nickname: Kingsmen
 Colors: Violet & Gold
 Arena: Gilbert Arena
 Capacity: 1,500; Year Built: 2006
 AD: Daniel E. Kuntz
 SID: Tracy Maple

CAL POLY

San Luis Obispo, CA 93407 I

Coach: Kevin Bromley, Colorado St. 1983

2006-07 RESULTS (19-11)

69 Southeastern La. †.....	76
56 Portland †.....	53
65 Oregon St.....	78
91 Cal St. Stanislaus.....	72
72 St. Mary's (Cal.).....	59
81 Occidental.....	62
63 San Jose St.....	80
58 Utah.....	77
82 Northern Ariz.....	60
75 Fresno St.....	95
91 Cal St. Fullerton.....	99
67 UC Riverside.....	64
62 UC Irvine.....	66
70 Long Beach St.....	77
72 UC Davis.....	68
74 Sacramento St.....	65
71 UC Santa Barbara.....	61
43 Pacific.....	66
79 Cal St. Northridge.....	68
88 UC Davis.....	64
77 Long Beach St.....	80
89 UC Irvine.....	80
86 UC Santa Barbara.....	79
92 Portland St.....	87
70 UC Riverside.....	54
90 Cal St. Fullerton.....	80
86 Cal St. Northridge.....	70
82 Pacific.....	70
81 Cal St. Fullerton †.....	56
83 Long Beach St. †.....	94

Nickname: Mustangs
 Colors: Green & Gold
 Arena: Robert A. Mott Gymnasium
 Capacity: 3,032; Year Built: 1960
 AD: Alison Cone
 SID: Brian Thurmond

CAL POLY POMONA

Pomona, CA 91768 II

Coach: Greg Kamansky, UC San Diego 1988

2006-07 RESULTS (20-8)

75 Western Wash. †.....	66
71 Seattle Pacific.....	84
68 Cal St. San B'dino.....	64
77 Sonoma St.....	71
58 Humboldt St.....	55
77 Vanguard.....	69
67 Western Wash. †.....	64
83 Central Wash. †.....	66
66 San Fran. St.....	60
60 Cal St. Monterey Bay.....	68
76 Cal St. Chico.....	44
82 Cal St. Stanislaus.....	85
79 Cal St. Dom. Hills.....	76
60 UC San Diego.....	54
59 Cal St. Bakersfield.....	65
77 Cal St. L.A.....	75
62 Humboldt St.....	84
43 Sonoma St.....	65
75 Cal St. San B'dino.....	69
78 Cal St. Monterey Bay.....	67
79 San Fran. St.....	63
89 Cal St. Stanislaus.....	83
73 Cal St. Chico.....	60
68 UC San Diego.....	65
70 Cal St. Dom. Hills.....	69
65 Cal St. L.A.....	61
49 Cal St. Bakersfield.....	58
55 Seattle †.....	69

Nickname: Broncos
 Colors: Green & Gold
 Arena: Kellogg Gym
 Capacity: 5,000; Year Built: 1966
 AD: Brian Swanson
 SID: Paul Helms

CAL ST. BAKERSFIELD

Bakersfield, CA 93311-1099..... II

Coach: Keith Brown, Pacific 1979

2006-07 RESULTS (15-14)

67 Pacific.....	75
70 Long Beach St.....	73
75 Loyola Marymount.....	83
80 San Fran. St.....	64
90 Cal St. Monterey Bay.....	53
72 San Diego.....	92
57 St. Mary's (Cal.).....	65
82 Pepperdine.....	76
64 Cal St. L.A.....	50
49 Utah St.....	65
59 Cal St. Stanislaus.....	57
55 Cal St. Chico.....	61
66 Cal St. Dom. Hills.....	50
67 UC San Diego.....	36
58 Sonoma St.....	65
57 Humboldt St.....	61
65 Cal Poly Pomona.....	59
71 Cal St. San B'dino.....	77
76 Cal St. Monterey Bay.....	74
68 San Fran. St.....	42
63 Cal St. L.A.....	70
74 Cal St. Chico.....	54
90 Cal St. Stanislaus.....	78
67 UC San Diego.....	56
81 Cal St. Dom. Hills.....	72
77 Humboldt St.....	86
53 Sonoma St.....	58
66 Cal St. San B'dino.....	74
58 Cal Poly Pomona.....	49

Nickname: Roadrunners
 Colors: Blue & Gold
 Arena: Rabobank Arena
 Capacity: 10,000; Year Built: 1998
 AD: Rudy Carvajal
 SID: Kevin Gilmore

CAL ST. CHICO

Chico, CA 95929 II

Coach: Prescott Smith, Southwestern Okla. 1965

2006-07 RESULTS (7-20)

63 Tarleton St.....	86
66 Tex. A&M-Commerce †.....	89
83 Western Ore.....	54
78 Central Wash.....	92
74 UC San Diego.....	67
60 Cal St. Dom. Hills.....	68
85 Cal St. Stanislaus.....	87
77 Cal St. Stanislaus.....	85
75 Seattle.....	47
72 Cal St. L.A.....	58
61 Cal St. Bakersfield.....	55
44 Cal Poly Pomona.....	76
56 Cal St. San B'dino.....	62
66 San Fran. St.....	56
104 Cal St. Monterey Bay.....	106
67 Sonoma St.....	76
56 Humboldt St.....	74
54 Cal St. Dom. Hills.....	66
54 UC San Diego.....	69
54 Cal St. Bakersfield.....	74
85 Cal St. L.A.....	99
82 Cal St. San B'dino.....	83
60 Cal Poly Pomona.....	73
86 Cal St. Monterey Bay.....	99
82 San Fran. St.....	66
75 Humboldt St.....	90
55 Sonoma St.....	71

Nickname: Wildcats
 Colors: Cardinal & White
 Arena: Art Acker Gym
 Capacity: 1,997; Year Built: 1962
 AD: Anita S. Barker
 SID: Teresa Clements

CAL ST. DOM. HILLS

Carson, CA 90747 II

Coach: Damaine Powell, Southern California 1994

2006-07 RESULTS (12-15)

67 Montevallo †.....	70
65 Seattle Pacific †.....	84
75 Cal St. Stanislaus.....	82
68 Cal St. Chico.....	60
83 Hawaii-Hilo.....	51
84 Master's.....	76
60 UC San Diego.....	51
70 Grand Canyon.....	69
62 Sonoma St.....	68
64 Humboldt St.....	65
50 Cal St. Bakersfield.....	66
80 Cal St. L.A.....	66
76 Cal Poly Pomona.....	79
60 Cal St. San B'dino.....	77
67 Cal St. Monterey Bay.....	69
79 San Fran. St.....	51
66 Cal St. Chico.....	56
81 Cal St. Stanislaus.....	83
44 UC San Diego.....	45
62 Humboldt St.....	70
79 Sonoma St.....	57
76 Cal St. L.A.....	74
72 Cal St. Bakersfield.....	81
75 Cal St. San B'dino.....	84
69 Cal Poly Pomona.....	70
91 San Fran. St.....	51
70 Cal St. Monterey Bay.....	65

Nickname: Toros
 Colors: Cardinal & Gold
 Arena: Torodome
 Capacity: 4,200; Year Built: 1978
 AD: Patrick Guillen
 SID: Mel Miranda

CAL ST. EAST BAY

Hayward, CA 94542..... III

Coach: Will Biggs, Cal St. East Bay 1988

2006-07 RESULTS (8-18)

66 Pacific Union.....	64
66 Concordia (Cal.).....	81
50 Lewis & Clark.....	68
74 San Fran. St.....	97
115 Redlands.....	123
71 Whittier †.....	88
73 William Jessup.....	80
62 Simpson (Cal.).....	67
73 UC Santa Cruz.....	57
75 Malone.....	88
66 Menlo.....	81
81 Holy Names.....	87
54 Dominican (Cal.).....	70
87 Bethany (Cal.).....	78
86 Cal St. Maritime.....	82
70 William Jessup.....	64
86 Pacific Union.....	96
70 Bethany (Cal.).....	76
52 Menlo.....	62
78 Simpson (Cal.).....	77
82 Holy Names.....	98
68 Dominican (Cal.).....	86
83 UC Santa Cruz.....	68
70 Cal St. Maritime.....	92
88 Dominican (Cal.).....	71
52 Menlo.....	69

Nickname: Pioneers
 Colors: Red & White
 Arena: Pioneer Gym
 Capacity: 5,000; Year Built: 1967
 AD: Debby De Angelis
 SID: Marty Valdez

CAL ST. FULLERTON

Fullerton, CA 92834-6810 I

Coach: Bob Burton, Fresno St. 1968

2006-07 RESULTS (20-10)

108 Cal Maritime.....	56
98 Hope Int'l.....	65
67 UTSA.....	63
91 La.-Lafayette.....	89
100 Eastern Wash.....	110
76 UTSA.....	67
54 UCLA.....	78
83 Pepperdine.....	81
94 Bethune-Cookman.....	65
85 La.-Lafayette.....	49
104 San Jose St.....	77
99 Cal Poly.....	91
76 UC Santa Barbara.....	84
76 Cal St. Northridge.....	72
76 Pacific.....	70
98 UC Riverside.....	58
85 Long Beach St.....	95
71 UC Irvine.....	68
84 UC Davis.....	77
75 UC Irvine.....	60
76 UC Riverside.....	82
82 Pacific.....	77
75 Cal St. Northridge.....	73
84 Long Beach St.....	94
62 Wright St.....	77
79 UC Santa Barbara.....	73
80 Cal Poly.....	90
68 UC Davis.....	77
100 Pacific †.....	92
56 Cal Poly †.....	81

Nickname: Titans
 Colors: Navy, Orange & White
 Arena: Titan Gym
 Capacity: 4,000; Year Built: 1964
 AD: Brian Quinn
 SID: Mel Franks

CAL ST. L.A.

Los Angeles, CA 90032-8240 II

Coach: Stephen Thompson, Syracuse 1990

2006-07 RESULTS (10-17)

67 Seattle Pacific.....	85
66 Western Wash. †.....	67
95 West Coast Chrst.....	42
85 Master's.....	68
74 Cal St. Monterey Bay.....	75
82 San Fran. St.....	72
129 Redlands.....	105
50 Cal St. Bakersfield.....	64
58 Cal St. Chico.....	72
88 Cal St. Stanislaus.....	85
54 UC San Diego.....	59
66 Cal St. Dom. Hills.....	80
94 Humboldt St.....	85
69 Sonoma St.....	74
57 Cal St. San B'dino.....	69
75 Cal Poly Pomona.....	77
76 San Fran. St.....	79
106 Cal St. Monterey Bay.....	109
70 Cal St. Bakersfield.....	63
86 Cal St. Stanislaus.....	83
99 Cal St. Chico.....	85
74 Cal St. Dom. Hills.....	76
86 UC San Diego.....	77
53 Sonoma St.....	75
75 Humboldt St.....	77
61 Cal Poly Pomona.....	65
63 Cal St. San B'dino.....	83

Nickname: Golden Eagles
 Colors: Black & Gold
 Arena: Eagles Nest
 Capacity: 5,000; Year Built: 1947
 AD: Daniel Bridges
 SID: Tommy Mahoney

CAL ST. MONTEREY BAY

Seaside, CA 93955 II

Coach: Pat Kosta, Cal St. Monterey Bay

2006-07 RESULTS (12-15)

41 St. Mary's (Cal.).....	89
75 Cal St. L.A.....	74
53 Cal St. Bakersfield.....	90
80 Chaminade †.....	77
87 St. Martin's †.....	83
126 Western Ore. †.....	122
86 Humboldt St.....	111
82 San Fran. St.....	86
70 Cal St. San B'dino.....	74
68 Cal Poly Pomona.....	60
93 Sonoma St.....	105
85 Humboldt St.....	92
107 Cal St. Stanislaus.....	96
106 Cal St. Chico.....	104
69 Cal St. Dom. Hills.....	67
71 UC San Diego.....	55
74 Cal St. Bakersfield.....	76
109 Cal St. L.A.....	106
75 San Fran. St.....	74
67 Cal Poly Pomona.....	78
81 Cal St. San B'dino.....	105
91 Humboldt St.....	106
74 Sonoma St.....	77
99 Cal St. Chico.....	86
89 Cal St. Stanislaus.....	96
82 UC San Diego.....	100
65 Cal St. Dom. Hills.....	70

Nickname: Otters
 Colors: Forest green, teal & gold
 Arena: Kelp Bed Gym
 Capacity: 1,200
 AD: Howard L. Gauthier
 SID: Embele Awipi

CAL ST. NORTHRIDGE

Northridge, CA 91330-8276 I

Coach: Bobby Braswell, Cal St. Northridge 1985

2006-07 RESULTS (14-17)

90 Portland St. †.....	65
73 Oregon.....	84
74 Lehigh †.....	68
159 Redlands.....	97
95 Pepperdine.....	92
44 Illinois St.....	66
70 Tulsa.....	91
102 Eastern Wash.....	98
75 Boise St.....	84
73 Master's.....	66
50 Washington St.....	69
64 Pacific.....	68
72 Cal St. Fullerton.....	76
67 UC Riverside.....	60
67 UC Irvine.....	61
90 Long Beach St.....	83
88 UC Davis.....	93
72 South Dakota St.....	61
57 UC Santa Barbara.....	67
68 Cal Poly.....	79
72 Long Beach St.....	79
66 UC Irvine.....	75
89 UC Riverside.....	69
73 Cal St. Fullerton.....	75
91 UC Davis.....	74
76 Cleveland St.....	85
64 South Dakota St.....	63
76 Pacific.....	73
70 Cal Poly.....	86
59 UC Santa Barbara.....	75
54 Pacific †.....	71

Nickname: Matadors
 Colors: Red, White & Black
 Arena: The Matadome
 Capacity: 1,600; Year Built: 1962
 AD: Rick Mazzuto
 SID: TBA

CAL ST. SAN B'DINO
San Bernardino, CA 92407-2397 . II

Coach: Jeff Oliver, Cal Poly 1995

2006-07 RESULTS (26-6)

52	Arizona St.....	69
64	Cal Poly Pomona.....	68
76	Humboldt St.....	68
75	Sonoma St.....	55
86	Seattle Pacific.....	66
104	Grand Canyon.....	60
94	Central Wash. †.....	84
86	Western Wash. †.....	67
74	Cal St. Monterey Bay.....	70
73	San Fran. St.....	60
103	Cal St. Stanislaus.....	75
62	Cal St. Chico.....	56
63	UC San Diego.....	69
77	Cal St. Dom. Hills.....	60
69	Cal St. L.A.....	57
77	Cal St. Bakersfield.....	71
74	Sonoma St.....	52
78	Humboldt St.....	89
69	Cal Poly Pomona.....	75
86	San Fran. St.....	55
105	Cal St. Monterey Bay.....	81
83	Cal St. Chico.....	82
82	Cal St. Stanislaus.....	76
84	Cal St. Dom. Hills.....	75
77	UC San Diego.....	59
74	Cal St. Bakersfield.....	66
83	Cal St. L.A.....	63
71	BYU-Hawaii †.....	68
72	Seattle †.....	66
68	Humboldt St.....	66
100	Wingate †.....	73
79	Barton †.....	80

Nickname: Coyotes
Colors: Columbia Blue & Black
Arena: Coussoulis Arena
Capacity: 4,140; Year Built: 1995
AD: Nancy Simpson
SID: Mike Murphy

CAL ST. STANISLAUS
Turlock, CA 95382-0299 II

Coach: Keith Larsen, San Fran. St. 1985

2006-07 RESULTS (13-16)

101	BYU-Hawaii.....	116
75	Hawaii Pacific †.....	79
112	Central Wash. †.....	96
72	Cal Poly.....	91
112	UC Santa Cruz.....	56
75	Occidental.....	71
82	Cal St. Dom. Hills.....	75
72	UC San Diego.....	76
94	Cal Baptist.....	91
87	Cal St. Chico.....	85
85	Cal St. Chico.....	77
57	Cal St. Bakersfield.....	59
85	Cal St. L.A.....	88
75	Cal St. San B'dino.....	103
85	Cal Poly Pomona.....	82
96	Cal St. Monterey Bay.....	107
95	San Fran. St.....	72
88	Humboldt St.....	94
87	Sonoma St.....	85
103	UC San Diego.....	116
83	Cal St. Dom. Hills.....	81
83	Cal St. L.A.....	86
78	Cal St. Bakersfield.....	90
83	Cal Poly Pomona.....	89
76	Cal St. San B'dino.....	82
97	San Fran. St.....	92
96	Cal St. Monterey Bay.....	89
62	Sonoma St.....	77
77	Humboldt St.....	91

Nickname: Warriors
Colors: Red & Gold
Arena: Warrior Gym
Capacity: 2,000; Year Built: 1978
AD: Milton E. Richards
SID: Brian F. Blank

CALTECH
Pasadena, CA 91125 III

Coach: Roy Dow, Colby 1984

2006-07 RESULTS (1-24)

40	Dubuque.....	81
68	West Coast Baptist.....	81
49	Chapman.....	81
32	La Sierra.....	78
30	Whitworth †.....	83
49	UC Santa Cruz.....	61
57	Pacific (Ore.) †.....	98
54	Williams.....	74
57	Wis. Lutheran.....	117
39	Robert Morris-S'fiel.....	73
81	Bard.....	52
40	Occidental.....	103
55	Pomona-Pitzer.....	98
41	Whittier.....	96
35	Claremont-M-S.....	78
55	La Verne.....	58
47	Cal Lutheran.....	110
59	Redlands.....	121
31	Occidental.....	108
50	Pomona-Pitzer.....	97
38	Whittier.....	71
45	Claremont-M-S.....	70
52	La Verne.....	85
26	Cal Lutheran.....	93
43	Redlands.....	125

Nickname: Beavers
Colors: Orange, Black, & White
Arena: Braun Athletic Center
Capacity: 300; Year Built: 1992
AD: Wendell P. Jack
SID: Wendell P. Jack

CALVIN
Grand Rapids, MI 49546-4388 III

Coach: Kevin Van de Streek, Dordt 1981

2006-07 RESULTS (19-10)

98	Concordia (Wis.).....	76
79	Benedictine (Ill.).....	60
81	Aquinas.....	65
54	Hope.....	76
62	Wheaton (Ill.) †.....	73
54	Carthage.....	74
77	Aquinas.....	68
72	Trinity Christian †.....	63
77	Wis.-La Crosse †.....	87
82	Wooster.....	98
80	Tri-State.....	64
79	Alma.....	61
75	Adrian.....	79
62	Hope.....	65
74	Olivet.....	58
58	Albion.....	71
74	Kalamazoo.....	63
58	Tri-State.....	68
105	Alma.....	49
84	Adrian.....	65
77	Hope.....	71
90	Olivet.....	43
77	Albion.....	82
72	Kalamazoo.....	67
69	Olivet.....	39
82	Tri-State †.....	66
78	Hope.....	76
69	Aurora.....	68
64	Hope †.....	80

Nickname: Knights
Colors: Maroon & Gold
Arena: Calvin Fieldhouse
Capacity: 4,500; Year Built: 1965
AD: James Timmer Jr.
SID: Jeff Febus

CAMERON
Lawton, OK 73505-6377 II

Coach: Maurice Leitzke, Evangel 1996

2006-07 RESULTS (12-14)

84	Dallas Baptist.....	82
67	Okla. Panhandle.....	58
60	Washburn.....	64
87	Pittsburg St.....	72
90	West Tex. A&M.....	84
81	Eastern N.M.....	90
71	Tarleton St.....	69
79	Midwestern St.....	77
73	Washburn.....	65
98	Dallas Baptist.....	87
79	Rhema †.....	60
84	Midwestern St.....	94
70	Tex. A&M-Kingsville.....	87
71	Angelo St.....	72
82	Southeastern Okla.....	91
71	East Central.....	66
72	Northeastern St.....	84
78	Central Okla.....	82
101	Southwestern Okla.....	100
83	Tex. A&M-Commerce.....	102
93	Southeastern Okla.....	108
79	East Central.....	77
63	Northeastern St.....	73
75	Central Okla.....	95
73	Southwestern Okla.....	95
81	Tex. A&M-Commerce.....	92

Nickname: Aggies
Colors: Black & Gold
Arena: Aggie Gymnasium
Capacity: 1,800; Year Built: 1958
AD: Jim Jackson
SID: Craig Martin

CAMPBELL
Buies Creek, NC 27506 I

Coach: Robbie Laing, Troy 1982

2006-07 RESULTS (14-17)

106	UNC Pembroke.....	66
83	Coastal Caro.....	63
100	UNC Wilmington.....	94
80	Radford.....	87
71	Appalachian St.....	84
82	San Diego St.....	119
69	San Diego.....	81
101	Radford.....	88
70	Virginia Tech.....	94
107	Ohio Valley.....	65
78	North Fla.....	48
71	Jacksonville.....	90
88	Kennesaw St.....	85
76	East Tenn. St.....	100
93	Mercer.....	94
73	Stetson.....	82
79	Belmont.....	67
64	Lipscomb.....	65
54	North Fla.....	49
84	Jacksonville.....	74
55	Gardner-Webb.....	64
64	Kennesaw St.....	74
57	East Tenn. St.....	87
104	Stetson.....	82
80	Mercer.....	81
64	Lipscomb.....	67
68	Belmont.....	92
88	Longwood.....	80
71	Gardner-Webb.....	60
90	Jacksonville †.....	85
63	Belmont †.....	79

Nickname: Fighting Camels
Colors: Orange & Black
Arena: Carter Gymnasium
Capacity: 947; Year Built: 1953
AD: Stan Williamson
SID: Stan Cole

CANISIUS
Buffalo, NY 14208-1098 I

Coach: Tom Parrotta, Fordham 1988

2006-07 RESULTS (12-19)

69	Buffalo.....	72
43	West Virginia.....	66
78	Colgate.....	73
71	Syracuse.....	81
71	Youngstown St.....	59
83	Fairleigh Dickinson.....	85
69	Marist.....	80
64	Fairfield.....	75
75	Detroit.....	72
77	Robert Morris.....	81
80	St. Bonaventure.....	71
81	Hartford.....	71
60	Siena.....	78
64	St. Peter's.....	61
51	Manhattan.....	60
48	Siena.....	70
68	St. Peter's.....	47
72	Iona.....	65
84	Marist.....	74
67	Manhattan.....	64
71	Iona.....	61
63	Fairfield.....	67
61	Niagara.....	79
74	Loyola (Md.).....	77
88	Rider.....	98
88	Niagara.....	89
66	Coastal Caro.....	83
72	Rider.....	81
71	Loyola (Md.).....	74
62	St. Peter's †.....	48
63	Marist †.....	87

Nickname: Golden Griffins
Colors: Blue & Gold
Arena: Koessler Athletic Center
Capacity: 2,176; Year Built: 1968
AD: William J. Maher
SID: Marc Gignac

CAPITAL
Columbus, OH 43209 III

Coach: Damon Goodwin, Dayton 1986

2006-07 RESULTS (19-9)

68	Wittenberg.....	73
62	Kenyon †.....	52
81	Denison †.....	68
71	Ohio Wesleyan.....	81
93	Baldwin-Wallace.....	85
83	Wilmington (Ohio).....	76
72	John Carroll.....	80
77	Otterbein.....	59
77	Mt. St. Joseph.....	67
63	Carnegie Mellon.....	64
65	Heidelberg.....	63
68	Ohio Northern.....	57
74	Mount Union.....	84
54	Muskingum.....	66
67	Marietta.....	41
78	Baldwin-Wallace.....	81
73	Wilmington (Ohio).....	65
89	John Carroll.....	82
65	Marietta.....	52
64	Muskingum.....	62
56	Mount Union.....	44
74	Ohio Northern.....	70
79	Heidelberg.....	67
69	Otterbein.....	73
82	Muskingum.....	60
69	Otterbein.....	49
78	John Carroll.....	73
55	Centre †.....	69

Nickname: Crusaders
Colors: Purple & White
Arena: The Capital Center
Capacity: 2,100; Year Built: 2001
AD: Roger Welsh
SID: Leonard Reich

CARLETON

Northfield, MN 55057 III

Coach: Guy Kalland, Concordia-M'head
1974

2006-07 RESULTS (11-15)

66	Hawaii-Hilo.....	73
76	Hawaii Pacific.....	79
67	Chaminade.....	90
71	St. John's (Minn.).....	73
66	Bethel (Minn.).....	62
69	Augsburg.....	80
69	Concordia-M'head.....	52
75	Wis.-La Crosse.....	64
69	Minn. St. Mankato.....	72
62	St. Thomas (Minn.).....	64
70	Hamline.....	75
77	St. Mary's (Minn.).....	49
51	St. Olaf.....	67
64	Macalester.....	56
66	Gust. Adolphus.....	53
76	Augsburg.....	59
57	Concordia-M'head.....	62
60	St. John's (Minn.).....	65
63	Bethel (Minn.).....	67
41	St. Thomas (Minn.).....	51
98	Hamline.....	61
66	St. Mary's (Minn.).....	43
75	St. Olaf.....	59
77	Macalester.....	81
71	Gust. Adolphus.....	65
59	Gust. Adolphus.....	70

Nickname: Knights
Colors: Maize & Blue
Arena: West Gymnasium
Capacity: 1,850; Year Built: 1964
AD: Leon Lunder
SID: Eric Sieger

CARNEGIE MELLON

Pittsburgh, PA 15213-3890 III

Coach: Tony Wingen, Springfield 1982

2006-07 RESULTS (12-13)

77	Wash. & Jeff.....	66
70	Grove City †.....	52
121	Penn St.-Fayette.....	51
95	Point Park.....	101
51	Rochester (N.Y.).....	60
77	La Roche.....	58
78	Bethany (W.V.).....	77
65	Bluffton.....	69
64	Capital.....	63
91	Oberlin.....	65
68	New York U.....	64
75	Brandeis.....	68
65	Lycoming.....	66
69	Chicago.....	100
49	Washington-St. Louis.....	73
71	Emory.....	70
58	Case Reserve.....	53
70	Case Reserve.....	68
83	Emory.....	94
52	Brandeis.....	75
57	New York U.....	78
73	Washington-St. Louis.....	94
75	Chicago.....	82
60	Rochester (N.Y.).....	72
75	Lebanon Valley.....	84

Nickname: Tartans
Colors: Cardinal, White & Grey
Arena: Skibo Gymnasium
Capacity: 1,500; Year Built: 1924
AD: Susan Bassett
SID: Mark Fisher

CARROLL (WIS.)

Waukesha, WI 53186-5593..... III

Coach: David Schultz, Wis.-Oshkosh
1986

2006-07 RESULTS (18-9)

75	Wis.-Stevens Point.....	93
86	UC-Colo. Springs †.....	105
91	Colorado Col.....	79
75	Carthage.....	67
136	Grinnell.....	134
81	Monmouth (Ill.).....	83
103	Beloit.....	59
59	Wis.-Oshkosh.....	78
81	Wis.-Whitewater.....	93
69	St. Norbert.....	55
72	Knox.....	52
84	Illinois Col.....	71
70	Lake Forest.....	72
70	Knox.....	64
76	Ripon.....	80
72	Lawrence.....	45
70	Beloit.....	63
104	Grinnell.....	113
81	Monmouth (Ill.).....	59
77	St. Norbert.....	70
89	Ripon.....	75
76	Lawrence.....	63
92	Ripon †.....	79
80	Lake Forest †.....	71
73	Augustana (Ill.).....	69
86	St. Thomas (Minn.).....	80
77	Hope †.....	89

Nickname: Pioneers
Colors: Orange & White
Arena: Van Male Fieldhouse
Capacity: 2,000; Year Built: 1965
AD: Kris Jacobsen
SID: Rick Mobley

CARSON-NEWMAN

Jefferson City, TN 37760..... III

Coach: Dale Clayton, Milligan 1973

2006-07 RESULTS (10-19)

83	Brevard.....	72
58	Augusta St.....	73
71	Ala.-Huntsville.....	72
82	Belmont Abbey.....	70
71	King (Tenn.).....	64
66	Ala.-Huntsville.....	67
74	Maryville (Tenn.).....	65
79	North Greenville.....	67
90	Brevard.....	61
67	Augusta St.....	87
73	Lincoln Memorial.....	78
60	Newberry.....	63
67	Mars Hill.....	71
74	Wingate.....	87
98	North Greenville.....	65
73	Tusculum.....	81
51	Presbyterian.....	59
70	Lenoir-Rhyne.....	74
81	Catawba.....	97
67	Newberry.....	78
101	Mars Hill.....	93
82	Lenoir-Rhyne.....	80
74	Tusculum.....	86
72	Presbyterian.....	77
118	Lincoln Memorial.....	120
107	Catawba.....	112
116	Wingate.....	122
99	Mars Hill.....	88
113	Catawba.....	115

Nickname: Eagles
Colors: Orange & Blue
Arena: Holt Fieldhouse
Capacity: 2,000; Year Built: 1961
AD: David W. Barger
SID: Mike Baur

CARTHAGE

Kenosha, WI 53140-1994..... III

Coach: Bosko Djurickovic, North Park
1973

2006-07 RESULTS (16-9)

118	Grinnell.....	106
63	Gust. Adolphus.....	58
67	Carroll (Wis.).....	75
71	Hope.....	65
74	Calvin.....	54
60	Beloit.....	48
93	Lawrence.....	86
82	Olivet †.....	63
82	Marietta †.....	51
60	Lewis.....	78
84	Northland.....	74
76	Ill. Wesleyan.....	79
62	Elmhurst.....	72
54	Augustana (Ill.).....	70
80	North Central (Ill.).....	69
64	Millikin.....	60
64	North Park.....	62
94	Ill. Wesleyan.....	83
67	Wheaton (Ill.).....	71
66	Augustana (Ill.).....	56
59	Elmhurst.....	81
60	North Central (Ill.).....	62
85	North Park.....	79
70	Millikin.....	65
59	Wheaton (Ill.).....	61

Nickname: Red Men
Colors: Red, White & Black
Arena: PE Center
Capacity: 2,440; Year Built: 1964
AD: Robert R. Bonn
SID: Steve Marovich

CASE RESERVE

Cleveland, OH 44106-7223 III

Coach: Sean McDonnell, Boston
College 1996

2006-07 RESULTS (5-20)

65	Medaille.....	73
62	Thiel.....	66
76	Hiram.....	74
64	Ala.-Huntsville.....	78
76	Wash. & Jeff.....	66
76	Kenyon.....	85
72	WPI †.....	83
71	Illinois Tech †.....	69
57	Illinois Col.....	60
77	Juniata.....	64
57	Grove City.....	65
67	Emory.....	76
56	Washington-St. Louis.....	73
67	Chicago.....	69
68	Brandeis.....	85
52	New York U.....	69
43	Rochester (N.Y.).....	84
53	Carnegie Mellon.....	58
68	Carnegie Mellon.....	70
56	Rochester (N.Y.).....	67
73	Chicago.....	77
65	Washington-St. Louis.....	86
47	New York U.....	65
51	Brandeis.....	56
84	Emory.....	83

Nickname: Spartans
Colors: Blue, Gray & White
Arena: Emerson PE Center
Capacity: 1,220; Year Built: 1958
AD: David L. Diles
SID: Creg Jantz

CASTLETON

Castleton, VT 05735 III

Coach: Ted Shipley, Lyndon St. 1987

2006-07 RESULTS (15-12)

46	Clarkson †.....	65
86	Green Mountain †.....	55
87	Plymouth St.....	88
90	Middlebury.....	99
68	Chris. Newport.....	90
67	Lasell.....	86
66	Lesley.....	110
81	New England Col.....	78
85	Lyndon St.....	66
67	Husson.....	92
76	Maine Maritime.....	57
88	Johnson St.....	62
53	Me.-Farmington.....	68
70	Thomas (Me.).....	54
75	Skidmore.....	68
80	Mount Ida.....	64
76	Lasell.....	83
79	Elms.....	92
82	Becker.....	76
80	Johnson St.....	65
90	Lyndon St.....	83
90	Lesley.....	79
71	Green Mountain.....	49
95	Becker.....	84
102	Elms.....	94
71	Husson.....	93
58	Western New Eng.....	74

Nickname: Spartans
Colors: Green & White
Arena: Glenbrook
Capacity: 1,000; Year Built: 1959
AD: Deanna Tyson
SID: Jeff Weld

CATAWBA

Salisbury, NC 28144-2488 II

Coach: Jim Baker, Catawba 1978

2006-07 RESULTS (20-11)

104	Allen.....	69
74	GCSU.....	82
69	S.C. Upstate.....	78
86	Armstrong Atlantic.....	94
75	Clayton St.....	76
93	Montreat.....	87
61	Lander.....	78
75	S.C. Upstate.....	87
66	Lander.....	54
79	Barton †.....	76
92	Augusta St. †.....	70
93	Lenoir-Rhyne.....	82
81	Wingate.....	90
53	Tusculum.....	50
56	Presbyterian.....	69
83	Mars Hill.....	61
70	Lincoln Memorial.....	65
77	Newberry.....	83
97	Carson-Newman.....	81
108	Wingate.....	105
60	Tusculum.....	46
89	Newberry.....	80
83	Mars Hill.....	64
89	Lincoln Memorial.....	67
81	Lenoir-Rhyne.....	73
112	Carson-Newman.....	107
63	Presbyterian.....	57
115	Carson-Newman.....	113
74	Lenoir-Rhyne.....	70
82	Wingate †.....	97
69	Clayton St. †.....	72

Nickname: Catawba Indians
Colors: Blue & White
Arena: Goodman Gym
Capacity: 3,500; Year Built: 1970
AD: Dennis Davidson
SID: Jim Lewis

CATHOLIC

Washington, DC 20064..... III

Coach: Steve Howes, Catholic 1996

2006-07 RESULTS (23-6)

85	Neumann †	73
67	Albright	62
61	Haverford	55
71	Scranton	61
67	St. Mary's (Md.)	62
62	Goucher	68
68	Marymount (Va.)	55
73	Hood	79
77	Villa Julie	67
78	Susquehanna	76
72	Methodist	43
61	Elizabethtown	42
78	York (Pa.)	61
62	Salisbury	58
51	Gallaudet	55
56	Mary Washington	64
75	St. Mary's (Md.)	73
80	Goucher	49
67	Marymount (Va.)	64
69	Hood	62
63	York (Pa.)	67
74	Salisbury	72
70	Gallaudet	52
74	Mary Washington	61
79	Salisbury	59
69	Mary Washington	67
85	Hood	75
58	Messiah †	37
70	Lincoln (Pa.) †	81

Nickname: Cardinals
 Colors: Cardinal Red & Black
 Arena: DuFour Center
 Capacity: 2,000; Year Built: 1985
 AD: Mike Allen
 SID: Barbara Jonas

CAZENOVIA

Cazenovia, NY 13035..... III

Coach: Michael Bowser, Holy Cross 1966

2006-07 RESULTS (12-14)

60	Oswego St.	114
87	Purchase St. †	80
54	Utica	79
69	Hobart	76
106	Purchase St.	103
99	Bard	87
75	Oneonta St.	72
80	Polytechnic (N.Y.)	84
81	SUNYIT	88
63	Clarkson	74
93	D'Youville	60
93	Morrisville St.	88
78	Phila. Biblical	63
86	Baptist Bible (Pa.)	91
89	Keystone	77
57	Keuka	100
109	Bard	94
96	Penn St.-Berks	89
75	Villa Julie	93
77	D'Youville	72
76	Chestnut Hill	93
88	Baptist Bible (Pa.)	105
89	Morrisville St.	94
93	Keuka	91
65	Keystone	94
101	Baptist Bible (Pa.)	120

Nickname: Wildcats
 Colors: Navy Blue & Gold
 Arena: Schneeweiss Athletic Center
 Capacity: 800; Year Built: 1988
 AD: Robert Kenna
 SID: Brian Small

CENTENARY (LA.)

Shreveport, LA 71134-1188..... I

Coach: Rob Flaska, Michigan Tech 1982

2006-07 RESULTS (10-21)

66	TCU	72
91	Texas St.	85
71	Utah St. †	77
83	Southeast Mo. St. †	51
82	Rhode Island †	92
86	Northwestern St.	89
69	Ark.-Little Rock	59
84	Nicholls St.	71
64	Texas Tech	98
40	SMU	68
52	Georgia Tech	92
82	Louisiana Tech †	73
66	Texas	76
82	Texas St.	81
63	Baylor	76
62	Valparaiso	66
64	Western Ill.	58
75	UMKC	80
57	Southern Utah	78
66	Oral Roberts	89
68	IUPUI	70
74	Oakland	82
42	Western Ill.	45
50	Valparaiso	68
70	Southern Utah	63
69	UMKC	68
80	Oral Roberts	85
83	Chicago St.	80
63	Oakland	70
62	IUPUI	87
59	Oral Roberts †	79

Nickname: Gentlemen
 Colors: Maroon & White
 Arena: Gold Dome
 Capacity: 3,000; Year Built: 1971
 AD: Glenn S. Evans
 SID: David Pratt

CENTENARY (N.J.)

Hackettstown, NJ 07840..... III

Coach: Andy DeStephano, St. John's (N.Y.) 1998

2006-07 RESULTS (3-21)

67	Plymouth St.	82
54	Husson †	85
84	Berkeley	61
75	Brooklyn	87
57	Farmingdale St.	98
76	Mt. St. Vincent	74
63	Old Westbury	71
74	CCNY	83
75	Briarcliffe (N.Y.)	77
73	Green Mountain	62
74	Hunter	92
61	St. Joseph's (L.I.)	91
69	Mt. St. Mary (N.Y.)	97
72	Maritime (N.Y.)	85
70	Stevens Institute	108
62	Manhattanville	93
65	Merchant Marine	66
58	Mt. St. Vincent	96
66	Farmingdale St.	86
67	Mt. St. Mary (N.Y.)	94
66	Yeshiva	87
68	Maritime (N.Y.)	75
79	Manhattanville	112
71	Old Westbury	105

Nickname: Cyclones
 Colors: Blue & White
 Arena: Reeves Center
 Capacity: 250; Year Built: 1954
 AD: Billie Jo Blackwell
 SID: Josh Huber

CENTRAL (IOWA)

Pella, IA 50219..... III

Coach: Mike Boschee, North Dakota 1990

2006-07 RESULTS (11-14)

92	Bethany Lutheran	96
81	Cornell College	67
64	Westminster (Mo.)	66
106	Faith Bapt. Bible	44
74	Ashford	86
82	Monmouth (Ill.)	88
80	Martin Luther	68
68	Presentation †	63
63	Chaminade	91
83	Wartburg	69
60	Loras	82
72	Buena Vista	70
58	Dubuque	81
65	Simpson	83
59	Luther	47
65	Coe	61
57	Simpson	74
71	Cornell College	79
66	Buena Vista	87
65	Loras	76
88	Wartburg	73
68	Dubuque	62
60	Luther	57
68	Coe	71
87	Simpson	95

Nickname: Dutch
 Colors: Red & White
 Arena: Kuyper Gymnasium
 Capacity: 3,000; Year Built: 1970
 AD: Al Dorenkamp
 SID: Larry Happel

CENTRAL ARK.

Conway, AR 72035-0001..... II

Coach: Rand Chappell, Missouri St. 1985

2006-07 RESULTS (10-20)

71	Central Methodist	53
64	St. Bonaventure	69
59	Connecticut	88
61	Mississippi †	75
43	Fairfield †	46
64	Mississippi Val.	66
85	Rhema	52
81	Texas Col.	64
72	Bowling Green	58
68	UMKC	80
51	Mississippi Val.	66
50	Bucknell †	48
56	Marist	71
60	Texas-Arlington	66
80	Texas St.	93
59	UTSA	49
73	A&M-Corpus Christi	85
50	Lamar	62
56	McNeese St.	61
66	Southeastern La.	74
64	Nicholls St.	53
75	Ozarks (Ark.)	58
66	Northwestern St.	78
54	Stephen F. Austin	60
68	Sam Houston St.	81
82	Lamar	86
55	McNeese St.	58
63	Southeastern La.	66
70	Nicholls St.	66
92	Northwestern St.	86

Nickname: Bears
 Colors: Purple & Gray
 Arena: Jeff Farris Center
 Capacity: 5,500; Year Built: 1973
 AD: Bradley Teague
 SID: Steve East

CENTRAL CONN. ST.

New Britain, CT 06050-4010..... I

Coach: Howie Dickenman, Central Conn. St. 1970

2006-07 RESULTS (22-12)

40	Michigan	60
69	Eastern Mich. †	76
64	Davidson †	91
73	New Hampshire	66
57	St. Bonaventure	60
77	St. Francis (N.Y.)	64
52	Lehigh	55
63	Delaware	60
66	Massachusetts †	79
65	Harvard	72
73	La Salle	86
48	Vermont	55
66	UMBC	52
80	St. Francis (Pa.)	61
48	Robert Morris	64
71	Mt. St. Mary's	63
61	Long Island	48
60	Fairleigh Dickinson	56
49	Monmouth	46
69	St. Francis (N.Y.)	61
103	Sacred Heart	96
65	Quinnipiac	54
74	Mt. St. Mary's	62
96	Long Island	75
94	Quinnipiac	71
80	Sacred Heart	66
70	Monmouth	65
60	Fairleigh Dickinson	66
88	Robert Morris	86
79	Wagner	54
79	St. Francis (N.Y.)	61
74	Mt. St. Mary's	68
74	Sacred Heart	70
57	Ohio St. †	78

Nickname: Blue Devils
 Colors: Blue & White
 Arena: Detrick Gymnasium
 Capacity: 4,500; Year Built: 1965
 AD: Charles Jones Jr.
 SID: Thomas Pincince

UCF

Orlando, FL 32816-3555..... I

Coach: Kirk Speraw, Iowa 1980

2006-07 RESULTS (22-9)

83	Rollins	80
73	Stetson	60
81	Bethune-Cookman	46
81	Florida Tech	37
99	Jacksonville	62
87	Fla. Atlantic	65
63	Minnesota	74
67	Utah †	61
64	Appalachian St. †	75
73	Tennessee Tech †	66
75	NJIT	63
88	Tex.-Pan American	62
87	Colorado	96
72	South Dakota St.	61
64	UAB	74
78	Marshall	71
64	SMU	56
72	Rice	67
70	Houston	73
67	UTEP	64
65	Memphis	87
63	Tulsa	53
67	East Caro.	49
75	Marshall	58
80	Tulane	86
74	Rice	63
59	Southern Miss.	56
64	Tulsa	66
75	Houston	72
77	East Caro.	64
51	Rice †	53

Nickname: Golden Knights
 Colors: Black & Gold
 Arena: UCF Arena
 Capacity: 5,100; Year Built: 1991
 AD: Keith R. Tribble
 SID: Doug Richards

CENTRAL MICH.

Mount Pleasant, MI 48859-0001 .. I

Coach: Ernie Zeigler, Cleary 1984

2006-07 RESULTS (13-18)

50	Youngstown St. †	74
71	Brown †	58
85	UMKC	68
50	Cincinnati	60
76	Milwaukee	61
66	San Diego	67
59	Arkansas	75
71	Green Bay	89
78	Cleveland St.	76
61	Southern Ill.	74
73	Niagara	80
52	Morehead St.	51
74	Eastern Mich.	68
60	Toledo	65
67	Northern Ill.	64
76	Western Mich.	86
57	Ball St.	64
52	Miami (Ohio)	72
71	Bowling Green	68
45	Kent St.	61
73	Ohio	74
71	Akron	78
59	Buffalo	56
71	Western Mich.	66
62	Ill.-Chicago	84
61	Ball St.	59
71	Northern Ill.	64
83	Eastern Mich.	87
57	Toledo	77
80	Buffalo †	74
53	Akron †	82

Nickname: Chippewas
 Colors: Maroon & Gold
 Arena: Rose Arena
 Capacity: 5,200; Year Built: 1973
 AD: David W. Heeke Jr.
 SID: Don Helinski

CENTRAL MO.

Warrensburg, MO 64093..... II

Coach: Kim Anderson, Missouri 1979

2006-07 RESULTS (31-4)

81	Monmouth (Ill.)	53
89	Central Methodist	58
82	Bacone	48
92	Eastern N.M.	65
88	Lincoln (Mo.)	60
77	Westminster (Mo.)	40
87	Pittsburg St.	67
71	Seattle Pacific †	60
81	Rollins †	74
103	Sterling (Kan.)	67
67	Washburn	50
77	Southwest Baptist	66
86	Mo. Southern St.	70
90	Mo. Western St.	70
80	Fort Hays St.	63
69	Northwest Mo. St.	55
77	Truman	64
81	Pittsburg St.	59
66	Truman	47
64	Northwest Mo. St.	82
77	Fort Hays St.	87
88	Emporia St.	79
94	Mo. Southern St.	66
84	Mo. Western St.	73
71	Emporia St.	78
69	Southwest Baptist	59
78	Washburn	62
78	Fort Hays St. †	64
72	Truman †	68

59	Pittsburg St. †	56
76	St. Edward's	39
72	Northwest Mo. St.	61
67	Southeastern Okla.	54
86	Montevallo †	69
85	Winona St. †	90

Nickname: Mules
 Colors: Cardinal & Black
 Arena: CMSU Multipurpose Building
 Capacity: 8,500; Year Built: 1976
 AD: Jerry M. Hughes
 SID: Rob McCutcheon

CENTRAL OKLA.

Edmond, OK 73034..... II

Coach: Terry Evans, Oklahoma 1992

2006-07 RESULTS (20-8)

79	Okla. Baptist †	65
63	Okla. Christian	62
99	St. Gregory's	70
64	Mo. Western St. †	81
89	Emporia St.	98
104	Okla. Christian	87
62	Tex. A&M-Kingsville	72
82	Washburn	72
91	Angelo St.	64
92	Abilene Christian	66
68	West Tex. A&M	78
87	Eastern N.M.	78
108	Mid-America Bible	77
71	Tarleton St.	54
75	Northeastern St.	59
83	Southwestern Okla.	77
82	Cameron	78
63	Tex. A&M-Commerce	64
69	Southeastern Okla.	87
73	East Central	64
84	Northeastern St.	75
111	Tex. A&M-Commerce	106
79	Southwestern Okla.	80
95	Cameron	75
94	Southeastern Okla.	88
89	East Central	68
92	Tarleton St.	67
74	Midwestern St.	78

Nickname: Bronchos
 Colors: Bronze & Blue
 Arena: Hamilton Field House
 Capacity: 3,000; Year Built: 1965
 AD: Bill Farley
 SID: Mike Kirk

CENTRAL WASH.

Ellensburg, WA 98926..... II

Coach: Greg Sparling, Central Wash. 1993

2006-07 RESULTS (15-12)

75	BYU-Hawaii	83
96	Cal St. Stanislaus †	112
93	Hawaii Pacific †	57
79	Humboldt St. †	90
92	Cal St. Chico	78
92	Mont. St.-Billings †	63
74	Alderson-Broaddus †	97
84	Cal St. San B'dino †	94
66	Cal Poly Pomona †	83
84	Shepherd †	64
67	North Dakota †	62
79	Alas. Fairbanks	72
60	Alas. Anchorage	80
73	St. Martin's	84
70	Western Ore.	65
71	Seattle	75
77	Western Wash.	79
98	Seattle Pacific	91
82	Western Wash.	68
83	Northwest Nazarene	53
80	Seattle Pacific	73
103	St. Martin's	85
69	Western Ore.	68
61	Alas. Anchorage	76

74	Alas. Fairbanks	67
73	Seattle	88
105	Northwest Nazarene	91

Nickname: Wildcats
 Colors: Crimson & Black
 Arena: Nicholson Pavilion
 Capacity: 3,600; Year Built: 1959
 AD: Jack Bishop
 SID: Jonathan Gordon

CENTRE

Danville, KY 40422-1394..... III

Coach: Greg Mason, Centre 1994

2006-07 RESULTS (24-5)

84	Virginia-Wise †	60
82	Berea	66
63	Maryville (Tenn.)	71
69	Albion †	71
83	Cincinnati-Clermont †	69
72	Berea	55
67	DePauw	73
76	Thomas More	56
56	Transylvania	54
59	St. Norbert	47
60	Messiah	56
76	Oglethorpe	57
80	Sewanee	68
84	Austin	60
75	Hendrix	38
55	Southwestern (Tex.)	38
61	Trinity (Tex.)	52
67	Millsaps	79
77	Rhodes	52
73	DePauw	41
56	Austin	37
72	Hendrix	71
96	Oglethorpe	68
73	Sewanee	54
63	Southwestern (Tex.) †	43
75	Millsaps †	59
72	Trinity (Tex.) †	57
69	Capital †	55
56	Wooster	73

Nickname: Colonels
 Colors: Gold & White
 Arena: Alumni Memorial Gym
 Capacity: 1,800; Year Built: 1950
 AD: Brian E. Chafin
 SID: Mike Pritchard

CHADRON ST.

Chadron, NE 69337-2690..... II

Coach: Brent Bargaen, Doane 1993

2006-07 RESULTS (6-21)

75	Minn. St. Moorhead	99
79	Concordia-St. Paul †	102
65	Black Hills St.	75
67	Neb.-Omaha	93
75	South Dakota †	84
73	South Dakota	68
96	N.M. Highlands	104
84	Western N.M.	97
81	Mesa St.	87
76	Fort Lewis	86
63	Colorado St.-Pueblo	72
69	Adams St.	82
70	Western St.	69
85	UC-Colo. Springs	90
77	Regis (Colo.)	67
69	Neb.-Kearney	82
58	Colorado Mines	59
97	Johnson & Wales (CO)	96
83	Colo. Christian	78
58	Metro St.	96
65	Neb.-Kearney	98
76	Colorado Mines	71
84	Johnson & Wales (CO)	92
65	Metro St.	69
74	Colo. Christian	87
72	Regis (Colo.)	81
66	UC-Colo. Springs	70

Nickname: Eagles
 Colors: Cardinal & White
 Arena: Armstrong
 Capacity: 2,500; Year Built: 1965
 AD: Bradley Roy Smith
 SID: Con Marshall

CHAMINADE

Honolulu, HI 96816-1578..... II

Coach: Matt Mahar, Johnson St. 1996

2006-07 RESULTS (16-11)

63	UCLA †	88
74	DePaul †	93
57	Oklahoma †	72
90	Carleton	67
92	St. Martin's	73
91	Holy Names	76
77	Cal St. Monterey Bay †	80
71	Sonoma St.	64
92	Presentation	50
91	Central (Iowa)	63
87	Indianapolis	71
101	New Paltz St.	86
79	Hawaii-Hilo	81
88	Hawaii-Hilo	85
83	BYU-Hawaii	69
68	BYU-Hawaii	76
64	Notre Dame de Namur	62
75	Notre Dame de Namur	70
72	Grand Canyon	86
86	Hawaii Pacific	56
89	BYU-Hawaii	93
54	Grand Canyon	56
68	Grand Canyon	71
78	Notre Dame de Namur	48
85	Hawaii Pacific	90
93	Hawaii Pacific	68
76	Hawaii-Hilo	60

Nickname: Silverswords
 Colors: Royal Blue & White
 Arena: McCabe Gym
 Capacity: 2,500
 AD: Kaia Hedlund
 SID: Maurice Maggolino

CHAPMAN

Orange, CA 92866..... III

Coach: Mike Bokosky, Fort Lewis 1978

2006-07 RESULTS (21-5)

57	Whittier	60
72	La Verne	63
81	Caltech	49
73	Colorado Col. †	47
94	Whittier †	62
107	Redlands	110
59	Cal Lutheran	48
70	La Verne	62
62	Occidental	67
81	Hope Int'l	52
111	Puget Sound	117
66	Whittier	65
43	Claremont-M-S	54
83	La Sierra	56
77	UC Santa Cruz †	56
71	Dallas	64
89	Colorado Col. †	56
88	La Sierra	81
78	UC Santa Cruz	57
69	West Coast Chrst.	54
89	La Sierra	78
69	Hawaii Pacific	67
81	West Coast Chrst.	63
76	UC Santa Cruz	64
84	Colorado Col. †	67
64	Neb. Wesleyan	49

Nickname: Panthers
 Colors: Cardinal & Gray
 Arena: Hutton Sports Center
 Capacity: 2,400; Year Built: 1978
 AD: David Currey
 SID: Doug Aiken

COL. OF CHARLESTON
Charleston, SC 29424..... I

Coach: Bobby Cremins, South Carolina
1970

2006-07 RESULTS (22-11)

72 Georgia St.....	66
68 Villanova †.....	81
59 VCU †.....	71
64 Middle Tenn. †.....	56
91 UNC Wilmington.....	70
61 Kentucky.....	77
80 Charleston So.....	84
57 Appalachian St.....	68
55 South Carolina.....	67
62 Chattanooga.....	60
70 Coastal Caro.....	49
82 Western Caro.....	75
65 Fordham.....	56
68 Radford.....	46
71 Fairleigh Dickinson.....	67
73 Davidson.....	81
74 Citadel.....	62
67 Furman.....	55
67 Ga. Southern.....	64
67 Elon.....	45
77 Wofford.....	75
67 Chattanooga.....	54
56 Appalachian St.....	67
76 Western Caro.....	64
81 UNC Greensboro.....	59
63 Davidson.....	73
71 Wofford.....	58
80 Furman.....	77
50 Citadel.....	40
65 Ga. Southern.....	74
77 Ga. Southern †.....	66
89 Appalachian St. †.....	87
65 Davidson †.....	72

Nickname: Cougars
Colors: Maroon & White
Arena: F. Mitchell Johnson Center
Capacity: 3,500; Year Built: 1983
AD: Jerry I. Baker
SID: Tony Ciuffo

CHARLESTON (W.V.)
Charleston, WV 25304..... II

Coach: Greg White, Marshall 1982

2006-07 RESULTS (15-14)

84 Lock Haven.....	80
49 Findlay.....	81
50 Central St. (Ohio).....	68
75 Edinboro.....	77
140 Ohio-Eastern.....	70
72 Chowan.....	68
80 West Va. Tech †.....	67
77 Mount Olive †.....	81
75 Bluefield St.....	63
89 Concord.....	72
72 Salem Int'l.....	77
66 Alderson-Broaddus.....	72
80 West Virginia St.....	92
73 Shepherd.....	70
81 Bluefield St.....	73
72 West Liberty St.....	77
87 Davis & Elkins.....	71
57 Alderson-Broaddus.....	80
68 Chowan.....	65
66 Concord.....	73
83 Ohio Valley.....	71
85 West Va. Wesleyan.....	78
69 Wheeling Jesuit.....	75
82 Glenville St.....	60
60 Fairmont St.....	68
87 Davis & Elkins.....	60
68 West Virginia St.....	82
70 Fairmont St.....	62
70 Alderson-Broaddus †.....	86

Nickname: Golden Eagles
Colors: Maroon & Gold
Arena: Eddie King Gym
Capacity: 2,080; Year Built: 1988

AD: Tom Nozica
SID: Jim Workman

CHARLESTON SO.
Charleston, SC 29423-8087..... I

Coach: Barclay Radebaugh, East Tenn.
St. 1987

2006-07 RESULTS (8-22)

69 Furman.....	88
101 Fla. Christian.....	43
72 Citadel.....	63
69 Tulane.....	75
93 Asbury.....	68
50 Clemson.....	74
87 Coker.....	46
84 Col. of Charleston.....	80
59 Mercer.....	78
58 Southern California.....	70
69 New Mexico.....	76
67 Longwood †.....	73
49 Md.-East. Shore †.....	74
53 Auburn.....	69
54 Coastal Caro.....	66
52 Winthrop.....	75
83 VMI.....	116
53 Radford.....	61
87 High Point.....	95
63 Liberty.....	66
40 UNC Asheville.....	53
86 Coastal Caro.....	77
89 Covenant.....	61
84 Radford.....	70
97 VMI.....	105
73 Liberty.....	83
54 Winthrop.....	78
50 High Point.....	70
56 UNC Asheville.....	73
42 Winthrop.....	72

Nickname: Buccaneers
Colors: Navy & Old Gold
Arena: CSU Fieldhouse
Capacity: 798; Year Built: 1965
AD: Hank Small
SID: Blake Freeland

CHARLOTTE
Charlotte, NC 28223..... I

Coach: Bobby Lutz, Charlotte 1980

2006-07 RESULTS (14-16)

88 Hofstra.....	82
72 North Texas.....	90
67 Syracuse.....	79
72 Georgia St.....	63
69 Mississippi St.....	78
57 Indiana.....	74
81 UNC Asheville.....	73
51 Davidson.....	79
46 Houston †.....	68
74 Valparaiso †.....	62
79 Wyoming †.....	78
83 Wofford.....	62
63 Dayton.....	66
70 St. Joseph's.....	75
66 Richmond.....	51
80 Dayton.....	59
68 George Washington.....	76
63 St. Louis.....	76
61 Massachusetts.....	66
87 La Salle.....	80
57 Xavier.....	91
61 Richmond.....	46
72 Fordham.....	68
80 La-Lafayette.....	56
69 Rhode Island.....	86
99 Duquesne.....	90
69 Temple.....	81
60 George Washington.....	62
74 St. Bonaventure.....	53
63 Dayton †.....	81

Nickname: 49ers
Colors: Green & White

Arena: Dale F. Halton Arena
Capacity: 9,105; Year Built: 1996
AD: Judith W. Rose
SID: Thomas E. Whitestone

CHATTANOOGA
Chattanooga, TN 37403-2598..... I

Coach: John Shulman, East Tenn. St.
1989

2006-07 RESULTS (15-18)

108 Ohio Valley.....	85
70 East Tenn. St.....	71
44 Florida.....	93
70 Ball St.....	55
55 Towson †.....	56
79 Prairie View †.....	66
97 Berea.....	63
63 Kentucky †.....	79
60 Col. of Charleston.....	62
76 Oral Roberts.....	72
80 Davidson.....	92
91 King (Tenn.).....	50
83 Kennesaw St.....	67
65 Colorado St.....	76
56 Furman.....	69
67 Appalachian St.....	77
63 Western Caro.....	73
67 Ga. Southern.....	68
57 UNC Greensboro.....	67
66 Elon.....	56
63 Wofford.....	66
54 Col. of Charleston.....	67
61 Furman.....	68
62 Ga. Southern.....	57
57 Davidson.....	87
73 Citadel.....	43
75 Western Caro.....	72
69 Appalachian St.....	85
75 Jacksonville St.....	64
62 Elon.....	59
61 UNC Greensboro.....	68
64 Wofford †.....	55
68 Davidson †.....	78

Nickname: Mocs
Colors: Navy Blue & Old Gold
Arena: The McKenzie Arena
Capacity: 11,218; Year Built: 1982
AD: Rick Hart
SID: Jeff Romero

CHESTNUT HILL
Philadelphia, PA 19118-2693..... III

Coach: Jesse Balcer, Philadelphia U.

2006-07 RESULTS (19-9)

63 Philadelphia U.....	75
58 Widener.....	81
83 Valley Forge Chrst.....	79
80 Baptist Bible (Pa.).....	63
69 Villa Julie.....	79
75 Keystone.....	74
63 Keuka.....	61
75 Arcadia.....	86
61 Rowan.....	79
53 Phila. Sciences.....	64
65 Roanoke.....	89
81 Ferrum †.....	74
76 Delaware Valley.....	59
88 Penn St.-Berks.....	59
76 Villa Julie.....	70
75 Phila. Biblical.....	72
74 Polytechnic (N.Y.).....	60
72 Purchase St.....	44
70 D'Youville.....	54
76 Penn St.-Berks.....	79
93 Cazenovia.....	76
63 Phila. Biblical.....	60
100 Bard.....	71
89 Purchase St.....	72
86 Polytechnic (N.Y.).....	65
89 Penn St.-Berks.....	64
79 Baptist Bible (Pa.) †.....	71
92 Villa Julie.....	94

Nickname: Griffins
Colors: Scarlet & White
Arena: Sorgenti Arena
Capacity: 1,400; Year Built: 2000
AD: Bill Stiles
SID: Greg Gornick

CHEYNEY
Cheyney, PA 19319-0200..... II

Coach: Cleo Hill Jr., N.C. Central 1994

2006-07 RESULTS (15-15)

55 Dowling †.....	60
72 Salem Int'l †.....	76
95 Lincoln (Pa.) †.....	103
61 California (Pa.).....	69
72 Shaw †.....	45
81 Augusta St. †.....	77
67 Virginia St.....	73
64 Clarion.....	61
67 Indiana (Pa.).....	41
71 Seattle Pacific.....	75
79 Seattle †.....	61
57 Edinboro.....	41
70 Slippery Rock.....	50
80 Bloomsburg.....	72
61 Lock Haven.....	62
57 Shippensburg.....	71
81 East Stroudsburg.....	66
71 Mansfield.....	81
65 West Chester.....	59
76 Kutztown.....	71
85 Millersville.....	92
100 Bloomsburg.....	61
56 East Stroudsburg.....	60
79 Mansfield.....	71
58 West Chester.....	59
70 Kutztown.....	73
81 Millersville.....	83
79 Kutztown.....	63
67 California (Pa.).....	65
68 Millersville †.....	79

Nickname: Wolves
Colors: Blue & White
Arena: Cope Hall
Capacity: 1,500; Year Built: 1961
AD: Patric Simon
SID: Lenn Margolis

CHICAGO
Chicago, IL 60637..... III

Coach: Mike McGrath, DePauw 1992

2006-07 RESULTS (20-6)

78 Coast Guard.....	61
79 DePauw.....	71
66 Lake Forest.....	39
60 Trinity (Tex.).....	57
62 Southwestern (Tex.) †.....	74
81 Wheaton (Ill.).....	77
93 Kalamazoo.....	59
64 Ill. Wesleyan.....	60
67 Coe.....	70
76 Cornell College.....	51
70 Milwaukee Engr.....	53
59 Washington-St. Louis.....	70
99 Emory.....	75
69 Case Reserve.....	67
100 Carnegie Mellon.....	69
81 Rochester (N.Y.).....	74
62 New York U.....	60
88 Brandeis.....	76
74 Brandeis.....	69
76 New York U.....	79
77 Case Reserve.....	73
89 Emory.....	71
76 Rochester (N.Y.).....	73
82 Carnegie Mellon.....	75
74 Washington-St. Louis.....	79
54 Hope †.....	76

Nickname: Maroons
Colors: Maroon & White
Arena: Gerald Ratner Athletics Center

Capacity: 1,558; Year Built: 2003
AD: Thomas Weingartner
SID: Dave Hilbert

CHICAGO ST.

Chicago, IL 60628-1598..... I

Coach: Kevin Jones, Eastern Ill. 1987

2006-07 RESULTS (9-20)

98	St. Bonaventure †	95
66	Texas	92
64	Wichita St.	76
69	Indiana	90
86	Wright St.	70
86	UTEP	82
74	New Mexico St.	80
44	Southeastern La. †	59
56	DePaul	83
51	California	75
72	Eastern Mich. †	61
81	Green Bay	92
61	Michigan St.	69
82	Cleveland St.	77
62	Wright St.	63
66	Southern Utah	84
64	Valparaiso	67
78	New Mexico St.	88
78	UMKC	86
79	Oakland	78
109	Ind.-South Bend	73
53	Oral Roberts	59
82	Western Ill.	72
36	Kansas St.	73
68	Detroit	78
77	IUPUI	79
76	Valparaiso	91
112	East-West U.	77
80	Centenary (La.)	83

Nickname: Cougars
Colors: Green & White
Arena: Jacoby Dickens Center
Capacity: 2,500; Year Built: 1971
AD: Wayne L. Baskerville
SID: Quenjana Adams

CHOWAN

Murfreesboro, NC 27855..... III

Coach: Jim Tribbett, Florida St. 1977

2006-07 RESULTS (11-15)

83	Coker †	64
70	Mount Olive	79
59	High Point	75
65	Millersville	76
79	Virginia St.	81
92	Concord	81
78	Barton	74
61	UNC Pembroke	64
81	Belmont Abbey	64
68	Charleston (W.V.)	72
74	Mount Olive †	93
76	UNC Pembroke	64
57	Millersville	94
50	East Caro.	68
77	Allen	60
66	Francis Marion	47
56	Elizabeth City St.	66
66	Concord	70
81	Apprentice	72
65	Charleston (W.V.)	68
90	Barton	94
92	Southern Va.	85
72	Francis Marion	78
85	Apprentice	70
107	Carver Bible †	51
60	Tenn. Temple †	67

Nickname: Hawks
Colors: Columbia Blue & White
Arena: Helms Center
Capacity: 3,000; Year Built: 1979
AD: Dennis E. Helsel
SID: Meredith Davies Long

CHRISTIAN BROS.

Memphis, TN 38104-5519..... II

Coach: Mike Nienaber, Mississippi Col. 1977

2006-07 RESULTS (21-7)

70	Lynn	52
66	Wayne St. (Mich.) †	51
67	Ferris St. †	62
78	LeMoyne-Owen	64
47	Grand Valley St. †	56
95	Central Baptist †	45
55	Lane	53
63	Williams Baptist	53
56	Montevallo	67
107	North Ala.	94
94	LeMoyne-Owen	56
73	Mo.-St. Louis	54
96	Lane	79
71	Southern Ark.	51
74	Arkansas Tech	61
48	Henderson St.	57
72	Ouachita Baptist	68
68	Delta St.	65
49	Ark.-Monticello	65
52	Harding	64
69	Southern Ark.	49
63	Arkansas Tech	60
53	Henderson St.	56
84	Ouachita Baptist	69
65	Delta St.	61
90	Ark.-Monticello	60
76	Harding	71
71	North Ala. †	78

Nickname: Buccaneers
Colors: Scarlet & Gray
Arena: Canale Arena
Capacity: 1,000; Year Built: 1951
AD: Joseph Nadicksbernd
SID: Eric Opperman

CHRIS. NEWPORT

Newport News, VA 23606-2998.. III

Coach: C.J. Woollum, Ky. Wesleyan 1971

2006-07 RESULTS (15-11)

92	York (N.Y.)	98
71	Va. Wesleyan	72
91	Southern Va.	87
87	Maryland Bible	67
84	Randolph-Macon	77
90	Castleton	68
92	Frostburg St.	84
71	John Carroll †	92
71	Fisk	72
86	Fisk	74
87	Oswego St.	85
78	Wesley	74
84	Shenandoah	81
72	Piedmont	74
85	N.C. Wesleyan	92
80	Ferrum	79
79	Averett	75
85	Methodist	86
67	Greensboro	65
85	Shenandoah	75
96	N.C. Wesleyan	102
73	Averett	74
97	Ferrum	89
93	Methodist	91
86	Greensboro	96
69	N.C. Wesleyan	71

Nickname: Captains
Colors: Blue & Silver
Arena: Freeman Center
Capacity: 2,300; Year Built: 2000
AD: C.J. Woollum
SID: Francis Tommasino

CINCINNATI

Cincinnati, OH 45221-0021 I

Coach: Mick Cronin, Cincinnati 1997

2006-07 RESULTS (11-19)

70	Howard	39
67	Tenn.-Martin	49
63	High Point	51
90	Wofford	91
60	Central Mich.	50
68	Oakland	61
57	UAB	59
80	Temple †	71
67	Xavier	57
50	Ohio St. †	72
80	North Carolina St.	71
60	Miami (Ohio)	52
66	Ohio †	79
55	Memphis	88
42	Rutgers	54
59	South Fla.	74
76	Syracuse	77
96	West Virginia	83
51	Pittsburgh	67
67	Georgetown	82
53	Louisville	69
64	St. John's (N.Y.)	73
70	Providence	71
69	Rutgers	73
48	Villanova	64
64	Notre Dame	76
65	Georgetown	75
45	DePaul	58
70	Seton Hall	67
65	West Virginia	79

Nickname: Bearcats
Colors: Red & Black
Arena: Fifth Third Arena
Capacity: 13,176; Year Built: 1989
AD: Michael J. Thomas
SID: Tom Hathaway

CITADEL

Charleston, SC 29409-6150 I

Coach: Ed Conroy, Citadel 1989

2006-07 RESULTS (7-23)

79	Ohio Valley	58
41	Michigan St.	73
53	Iowa	75
63	Charleston So.	72
50	Notre Dame	74
58	Southern California	74
81	Asbury	60
59	South Carolina	74
55	Army	63
52	Appalachian St.	56
63	Western Caro.	82
36	West Virginia	63
113	Atlanta Christian	59
53	Elon	50
74	Wofford	71
62	Col. of Charleston	74
74	Ga. Southern	69
54	Davidson	79
44	UNC Greensboro	47
59	Furman	63
54	Appalachian St.	95
68	Western Caro.	78
52	Elon	49
43	Chattanooga	73
49	Wofford	61
51	Furman	69
62	Ga. Southern	81
40	Col. of Charleston	50
70	Davidson	87
46	Ga. Southern †	62

Nickname: Bulldogs
Colors: Blue & White
Arena: McAlister Field House
Capacity: 6,000; Year Built: 1939
AD: Les Robinson
SID: Noelle Orr

CCNY

New York, NY 10031..... III

Coach: Andre Stampfel, Baruch 1996

2006-07 RESULTS (12-14)

56	Cortland St.	58
66	Rutgers-Newark	75
74	St. Joseph's (L.I.)	65
65	Stevens Institute	79
86	Wesleyan (Conn.)	83
62	Hunter	77
79	City Tech	71
83	Centenary (N.J.)	74
98	Yeshiva	101
51	Wm. Paterson	63
78	John Jay	59
52	Baruch	59
48	Mt. St. Mary (N.Y.)	75
58	Medgar Evers	60
59	Lehman	50
50	York (N.Y.)	65
58	Staten Island	64
58	Merchant Marine	91
62	Hunter	60
59	John Jay	54
85	Mitchell	70
62	Baruch	59
76	Brooklyn	43
55	Lehman	61
70	City Tech	61
62	York (N.Y.)	65

Nickname: Beavers
Colors: Lavender & Black
Arena: Nat Holman Gymnasium
Capacity: 2,700; Year Built: 1975
AD: Jackee Meadow
SID: Karina Jorge

CLAREMONT-M-S

Claremont, CA 91711-6400..... III

Coach: Ken Scalmanini, Cal Poly Pomona 1993

2006-07 RESULTS (15-10)

63	West Coast Baptist †	40
61	Dubuque	59
60	Willamette	50
51	Hope Int'l †	48
62	Dominican (Cal.)	44
51	Menlo	50
74	Westmont	82
66	La Sierra	51
56	Concordia (Cal.)	77
47	Pt. Loma Nazarene	56
54	Chapman	43
59	La Verne	43
56	Occidental	71
94	Redlands	98
78	Caltech	35
65	Whittier	75
62	Pomona-Pitzer	66
49	Cal Lutheran	51
59	La Verne	50
68	Occidental	51
86	Redlands	94
70	Caltech	45
64	Whittier	38
47	Pomona-Pitzer	61
62	Cal Lutheran	49

Nickname: Stags
Colors: Maroon, Gold & White
Arena: Ducey Gymnasium
Capacity: 1,200; Year Built: 1959
AD: Michael L. Sutton
SID: Kelly Beck

CLARION

Clarion, PA 16214..... II

Coach: Ron Righter, St. Joseph's 1975

2006-07 RESULTS (13-15)

78 Briar Cliff (Iowa).....	47
59 Wayne St. (Mich.).....	72
82 Mansfield.....	77
65 Bloomsburg.....	67
91 Penn St.-Beaver.....	49
91 Briar Cliff (Iowa).....	44
93 Penn St.-McKeesport.....	37
61 Cheyney.....	64
44 Wayne St. (Mich.).....	52
78 East Stroudsburg.....	83
69 Kutztown.....	79
63 California (Pa.).....	66
68 Millersville.....	77
61 West Chester.....	73
72 Indiana (Pa.).....	77
49 Shippensburg.....	64
76 Lock Haven.....	87
75 Edinboro.....	67
70 Slippery Rock.....	57
60 California (Pa.).....	80
62 Indiana (Pa.).....	60
64 Shippensburg.....	63
107 Penn St.-DuBois.....	68
60 Lock Haven.....	54
94 Columbia Union.....	88
58 Edinboro.....	81
76 Slippery Rock.....	59
62 California (Pa.).....	67

Nickname: Golden Eagles
 Colors: Blue & Gold
 Arena: W.S. Tippin Gymnasium
 Capacity: 4,000; Year Built: 1968
 AD: David Katis
 SID: Rich Herman

CLARK ATLANTA

Atlanta, GA 30314..... II

Coach: Larry Nolley, Clark Atlanta 1981

2006-07 RESULTS (2-26)

49 Delta St.....	66
62 Southern Ark. †.....	75
58 Stillman.....	74
56 Tuskegee.....	65
36 Claflin.....	56
58 West Ala.....	81
54 Ga. Southwestern.....	56
90 Lane.....	95
54 Kentucky St.....	86
41 Paine.....	53
53 Benedict.....	62
51 Miles.....	61
32 Lane.....	66
50 Kentucky St.....	65
53 Tuskegee.....	66
41 Stillman.....	48
57 Morehouse.....	69
66 Fort Valley St.....	87
63 Albany St. (Ga.).....	58
53 Paine.....	59
46 Benedict.....	78
69 Albany St. (Ga.).....	99
44 Morehouse.....	63
53 LeMoyne-Owen.....	76
62 LeMoyne-Owen.....	84
46 Fort Valley St.....	49
64 Miles.....	62
43 Albany St. (Ga.) †.....	67

Nickname: Panthers
 Colors: Red, Black & Grey
 Arena: L.S. Epps Gym
 Capacity: 1,800
 AD: Brenda Edmond
 SID: Charles Ward

CLARK (MASS.)

Worcester, MA 01610-1477..... III

Coach: Paul Phillips, Assumption 1976

2006-07 RESULTS (11-14)

74 Buffalo St.....	88
96 Fisher †.....	61
82 Becker.....	62
85 Worcester St.....	68
51 Brandeis.....	66
83 Fitchburg St.....	63
79 Tufts.....	87
81 Baruch †.....	80
64 New York U.....	74
102 Coast Guard.....	91
81 Newbury.....	77
89 Wheaton (Mass.).....	96
61 WPI.....	77
66 Bowdoin.....	71
65 Babson.....	74
67 MIT.....	68
83 Springfield.....	89
53 WPI.....	77
75 Wheaton (Mass.).....	71
70 Trinity (Conn.).....	72
55 Coast Guard.....	53
63 Babson.....	73
73 Springfield.....	72
81 MIT.....	73
53 MIT.....	64

Nickname: Cougars
 Colors: Scarlet & White
 Arena: Kneller Athletic Center
 Capacity: 2,000; Year Built: 1977
 AD: Linda S. Moulton
 SID: Dalya Qualls

CLARKE

Dubuque, IA 52001..... III

Coach: Jon Davison, Dubuque 1961

2006-07 RESULTS (9-18)

59 Ill. Wesleyan †.....	86
69 Martin Luther †.....	79
70 Loras.....	84
59 Dubuque.....	88
59 Cornell College.....	67
56 Augustana (Ill.).....	74
70 Wartburg.....	82
80 Knox.....	70
67 Bethany Lutheran.....	79
61 Manhattanville †.....	68
69 Denison †.....	52
60 Graceland (Iowa).....	72
63 Bethel (Kan.).....	66
60 Tri-State.....	70
77 Cornell College.....	55
66 Dubuque.....	73
63 Aurora.....	72
73 Milwaukee Engr.....	68
77 St. Ambrose.....	95
74 Wis.-Platteville.....	71
53 Franklin.....	72
52 Winona St.....	79
88 Mt. Mercy.....	83
100 Emmaus.....	48
70 Milwaukee Engr.....	62
88 Dallas †.....	76
53 Milwaukee Engr.....	56

Nickname: Crusaders
 Colors: Navy & Gold
 Arena: Kehl Center
 Capacity: 900; Year Built: 1994
 AD: Curt Long
 SID: Jerry Hanson

CLARKSON

Potsdam, NY 13699-5830..... III

Coach: Adam Stockwell, Le Moyne 1996

2006-07 RESULTS (14-12)

65 Castleton †.....	46
58 Potsdam St.....	55
74 Potsdam St.....	63
62 Rochester Inst.....	51
60 Elmira.....	53
63 Plattsburgh St.....	73
38 Scranton.....	62
75 Wilkes.....	65
59 Utica.....	48
64 Oswego St.....	62
74 Cazenovia.....	63
65 Hamilton.....	59
56 Hobart.....	65
59 St. Lawrence.....	73
49 Rensselaer.....	67
62 Vassar.....	70
71 Union (N.Y.).....	75
65 Skidmore.....	60
48 St. Lawrence.....	74
57 Vassar.....	53
57 Rensselaer.....	77
68 Hobart.....	47
60 Hamilton.....	71
79 Skidmore.....	67
69 Union (N.Y.).....	74
84 SUNYIT.....	96

Nickname: Golden Knights
 Colors: Green & Gold
 Arena: Alumni Gymnasium
 Capacity: 2,000; Year Built: 1952
 AD: Steve Yanoukos
 SID: Tommy Szarka

CLAYTON ST.

Morrow, GA 30260..... II

Coach: Gordon Gibbons, Springfield 1968

2006-07 RESULTS (24-8)

83 Southeastern (Fla.).....	53
80 North Ala.....	74
68 Lenoir-Rhyne †.....	49
76 Catawba.....	75
70 West Ga.....	69
103 Carver Bible.....	58
62 West Ga.....	54
67 Lee.....	58
80 Tex. Permian Basin.....	56
84 Edward Waters.....	35
88 Ark.-Monticello.....	54
67 Ga. Southwestern.....	64
78 Francis Marion.....	50
69 Armstrong Atlantic.....	64
70 Lander.....	63
76 Columbus St.....	57
64 UNC Pembroke.....	54
58 Armstrong Atlantic.....	63
89 S.C.-Aiken.....	73
76 Columbus St.....	77
74 S.C. Upstate.....	49
67 Augusta St.....	76
60 GCSU.....	44
55 Ga. Southwestern.....	58
59 North Georgia.....	61
70 Augusta St.....	68
62 GCSU.....	64
63 S.C. Upstate †.....	43
72 Augusta St. †.....	69
61 Lander.....	75
72 Catawba †.....	69
70 Virginia Union †.....	71

Nickname: Lakers
 Colors: Blue & Orange
 Arena: Athletics Center
 Capacity: 2,000; Year Built: 1983
 AD: Mason Barfield
 SID: Lee Wright

CLEMSON

Clemson, SC 29634..... I

Coach: Oliver Purnell, Old Dominion 1975

2006-07 RESULTS (25-11)

83 Arkansas St. †.....	44
77 Monmouth †.....	65
74 Old Dominion.....	70
67 Furman.....	58
79 Appalachian St.....	49
69 Mississippi St.....	66
74 Charleston So.....	50
90 Minnesota.....	68
74 South Carolina.....	53
90 Wofford.....	66
72 Ga. Southern.....	60
103 Western Caro.....	60
75 Georgia.....	60
67 Georgia St.....	57
68 Florida St.....	66
75 Georgia Tech.....	74
87 North Carolina St.....	76
87 Maryland.....	92
55 North Carolina.....	77
74 Boston College.....	54
66 Duke.....	68
63 Virginia.....	64
62 Georgia Tech.....	80
71 Florida St.....	58
65 Wake Forest.....	67
66 Maryland.....	82
66 Duke.....	71
54 Boston College.....	59
74 Miami (Fla.).....	70
75 Virginia Tech.....	74
66 Florida St. †.....	67
64 East Tenn. St.....	57
89 Mississippi.....	68
74 Syracuse.....	70
68 Air Force †.....	67
73 West Virginia †.....	78

Nickname: Tigers
 Colors: Burnt Orange & Northwest Purple
 Arena: Littlejohn Coliseum
 Capacity: 10,000; Year Built: 1968
 AD: Terry Don Phillips
 SID: Tim Bourret

CLEVELAND ST.

Cleveland, OH 44115-2440..... I

Coach: Gary Waters, Ferris St. 1975

2006-07 RESULTS (10-21)

74 George Mason.....	79
88 Notre Dame (Ohio).....	62
73 Buffalo †.....	77
49 Evansville.....	63
78 Miami (Fla.) †.....	67
84 John Carroll.....	65
59 Delaware.....	53
66 Kent St.....	59
45 Butler.....	70
60 Kansas St.....	93
57 Ohio St.....	78
76 Central Mich.....	78
77 Chicago St.....	82
62 Ill.-Chicago.....	72
73 West Va. Tech.....	52
55 Loyola (Ill.).....	66
53 Green Bay.....	65
48 Milwaukee.....	60
63 Detroit.....	61
67 Wright St.....	78
63 Youngstown St.....	68
60 Ill.-Chicago.....	55
56 Milwaukee.....	57
57 Loyola (Ill.).....	61
66 Green Bay.....	79
50 Butler.....	92
55 Wright St.....	68
85 Cal St. Northridge.....	76
48 Detroit.....	60
68 Youngstown St.....	55

59 Green Bay.....78
 Nickname: Vikings
 Colors: Forest Green & White
 Arena: Henry J. Goodman Arena
 Capacity: 13,610; Year Built: 1991
 AD: Lee Reed
 SID: Brian McCann

COAST GUARD

New London, CT 06320-4195..... III

Coach: Peter Barry, San Francisco 1970

2006-07 RESULTS (14-14)

61 Chicago.....	78
70 Earlham †.....	57
88 Albertus Magnus.....	49
68 Roger Williams.....	57
77 Johnson & Wales (RI).....	68
83 Becker.....	48
56 Wentworth Inst. †.....	58
78 Merchant Marine.....	57
71 Rhode Island Col.....	76
99 Lesley.....	76
91 Clark (Mass.).....	102
69 Wheaton (Mass.).....	56
59 MIT.....	62
60 Springfield.....	67
65 Connecticut Col.....	60
84 Mitchell.....	63
59 Wheaton (Mass.).....	60
68 WPI.....	76
62 Babson.....	74
77 Springfield.....	67
47 MIT.....	51
53 Clark (Mass.).....	55
61 Babson.....	62
57 WPI.....	67
70 Babson.....	66
62 Wheaton (Mass.) †.....	60
71 WPI.....	66
60 Rhode Island Col.....	64

Nickname: Bears
 Colors: Blue & White
 Arena: John Merriman Gymnasium
 Capacity: 2,400; Year Built: 1964
 AD: Raymond Cieplik
 SID: Jason Southard

COASTAL CARO.

Conway, SC 29528-6054..... I

Coach: Buzz Peterson, North Carolina 1986

2006-07 RESULTS (15-15)

46 Xavier.....	79
63 Campbell.....	83
70 Wright St.....	63
93 Asbury.....	64
104 Southern Va.....	62
72 Jacksonville.....	85
80 South Carolina St.....	81
85 Brevard.....	46
49 Col. of Charleston.....	70
65 Florida St.....	78
74 St. Andrews.....	54
81 McNeese St.....	67
66 Charleston So.....	54
68 UNC Asheville.....	60
83 Savannah St.....	56
76 Radford.....	80
99 VMI.....	97
70 Liberty.....	65
56 High Point.....	59
63 Winthrop.....	65
77 Charleston So.....	86
65 Savannah St.....	66
108 VMI.....	99
85 Radford.....	67
63 High Point.....	71
77 Liberty.....	76
83 Canisius.....	66
77 UNC Asheville.....	82
69 Winthrop.....	83

64 UNC Asheville.....77
 Nickname: Chanticleers
 Colors: Coastal Green, Bronze & Black
 Arena: Kimbel Arena
 Capacity: 1,039; Year Built: 1974
 AD: Warren Koegel
 SID: John Martin

COE

Cedar Rapids, IA 52402-5092..... III

Coach: Pat Juckem, Lawrence 1995

2006-07 RESULTS (19-8)

93 Wis. Lutheran.....	62
67 Marian (Wis.).....	53
82 Mt. Mercy.....	62
92 Wartburg.....	88
79 Grand View.....	66
47 Augustana (Ill.).....	70
72 Dominican (Ill.) †.....	61
70 North Park †.....	56
70 Chicago.....	67
77 Benedictine (Ill.).....	78
80 Dubuque.....	61
79 Buena Vista.....	84
60 Loras.....	61
76 Simpson.....	68
61 Central (Iowa).....	65
69 Cornell College.....	54
64 Luther.....	40
71 Dubuque.....	56
82 Wartburg.....	60
59 Buena Vista.....	56
83 Cornell College.....	50
61 Luther.....	44
68 Loras.....	79
73 Simpson.....	78
71 Central (Iowa).....	68
83 Wartburg.....	69
81 Buena Vista.....	88

Nickname: Kohawks
 Colors: Crimson & Gold
 Arena: Moray L. Eby Fieldhouse
 Capacity: 2,600; Year Built: 1931
 AD: John Chandler
 SID: Ryan Workman

COKER

Hartsville, SC 29550..... II

Coach: Dan Schmotzer, St. Edward's 1974

2006-07 RESULTS (8-21)

62 Francis Marion.....	47
64 Chowan †.....	83
83 Ohio Valley †.....	91
46 Charleston So.....	87
70 Barton.....	77
86 Pfeiffer.....	88
72 Morris.....	57
73 North Greenville.....	47
58 Queens (N.C.).....	72
70 Erskine.....	79
68 Mount Olive.....	95
55 Belmont Abbey.....	64
65 Limestone.....	82
67 St. Andrews.....	77
70 Lees-McRae.....	64
58 Anderson (S.C.).....	51
53 Queens (N.C.).....	61
52 Barton.....	84
65 Mount Olive.....	99
54 Belmont Abbey.....	51
57 Erskine.....	65
71 Pfeiffer.....	82
69 Anderson (S.C.).....	48
61 Morris.....	71
50 Limestone.....	77
61 St. Andrews.....	74
58 Lees-McRae.....	73
66 St. Andrews.....	59
62 Mount Olive.....	88

Nickname: Cobras
 Colors: Navy Blue & Gold
 Arena: Timberlake-Lawton Gym
 Capacity: 750; Year Built: 1963
 AD: C. Timothy Griggs
 SID: Christian Stryker

COLBY

Waterville, ME 04901-8849..... III

Coach: Dick Whitmore, Bowdoin 1965

2006-07 RESULTS (15-11)

78 Babson.....	75
71 Washington-St. Louis †.....	79
69 Davidson.....	99
79 New England.....	55
69 Bates.....	82
89 Fisher.....	73
83 Southern Me.....	57
68 Bowdoin.....	67
78 Southern Me. †.....	59
73 St. Joseph's (Me.).....	61
48 Springfield.....	64
70 Plattsburgh St. †.....	86
76 Lesley.....	85
73 Maine Maritime.....	56
93 Middlebury.....	100
55 Williams.....	62
75 Wesleyan (Conn.).....	55
60 Connecticut Col.....	57
58 Amherst.....	69
68 Trinity (Conn.).....	77
70 Me.-Farmington.....	53
81 Bowdoin.....	67
63 Bates.....	62
89 Tufts.....	84
91 Middlebury.....	79
55 Amherst.....	82

Nickname: Mules
 Colors: Blue & Gray
 Arena: Wadsworth Gymnasium
 Capacity: 2,500; Year Built: 1966
 AD: Marcella K. Zalot
 SID: Bill Sodoma

COLBY-SAWYER

New London, NH 03257..... III

Coach: Bill Foti, New Hampshire 1986

2006-07 RESULTS (10-15)

53 Springfield †.....	77
74 Newbury †.....	70
85 Curry †.....	89
100 Mass.-Boston.....	102
77 Plymouth St. †.....	86
51 Roger Williams.....	72
81 Wentworth Inst.....	69
78 Bowdoin.....	82
69 Salve Regina.....	53
85 Middlebury.....	96
63 Gordon.....	83
80 Nichols.....	77
75 Anna Maria.....	43
71 Endicott.....	61
62 New England.....	64
96 New England Col.....	120
68 Wentworth Inst.....	63
91 New England Col.....	79
72 Eastern Nazarene.....	66
75 Curry.....	81
61 Endicott.....	70
56 Gordon.....	59
67 New England.....	73
89 Lesley.....	64
76 Curry.....	95

Nickname: Chargers
 Colors: Royal Blue and White
 Arena: David L. Coffin Fieldhouse
 Capacity: 650; Year Built: 1991
 AD: Deborah McGrath
 SID: Mitch Capelle

COLGATE

Hamilton, NY 13346-1304..... I

Coach: Emmett Davis, St. Lawrence 1981

2006-07 RESULTS (10-19)

59 Stony Brook.....	65
55 Dartmouth.....	43
73 Canisius.....	78
78 Binghamton.....	70
80 Quinnipiac.....	71
64 Harvard.....	76
82 Elmira.....	34
52 Syracuse.....	79
36 Arizona St.....	52
59 UC Riverside.....	56
39 Santa Clara.....	53
42 George Washington †.....	75
53 Cornell.....	64
73 Army.....	71
65 Lafayette.....	71
48 American.....	70
59 Lehigh.....	60
36 Bucknell.....	50
55 Holy Cross.....	58
66 Navy.....	58
53 Bucknell.....	56
42 Army.....	38
54 Lafayette.....	51
58 American.....	64
53 Lehigh.....	56
47 Marist.....	63
57 Holy Cross.....	68
70 Navy.....	62
44 American.....	59

Nickname: Raiders
 Colors: Maroon, Gray & White
 Arena: Cotterell Court
 Capacity: 3,091; Year Built: 1966
 AD: David T. Roach
 SID: Bob Cornell

COLORADO

Boulder, CO 80309..... I

Coach: Ricardo Patton, Belmont 1980

2006-07 RESULTS (7-20)

78 Denver.....	64
65 New Mexico.....	106
46 Air Force.....	84
60 Utah.....	59
73 Wyoming.....	76
55 UNC Wilmington.....	67
88 Northern Colo.....	86
72 Pepperdine.....	78
69 Colorado St.....	72
96 UCF.....	87
78 Texas.....	102
54 Oklahoma.....	78
69 Texas A&M.....	87
74 Iowa St.....	65
50 Nebraska.....	71
65 Missouri.....	79
74 Kansas.....	97
83 Baylor.....	97
89 Oklahoma St.....	77
59 Kansas St.....	78
46 Kansas.....	75
74 Texas Tech.....	95
53 Iowa St.....	55
71 Kansas St.....	87
82 Missouri.....	91
73 Nebraska.....	69
71 Texas Tech †.....	81

Nickname: Buffaloes
 Colors: Silver, Black & Gold
 Arena: Coors Events/Conference Center
 Capacity: 11,064; Year Built: 1979
 AD: Mike R. Bohn
 SID: David Plati

COLO. CHRISTIAN

Lakewood, CO 80226 II

Coach: David Daniels, Colo. Christian
1995

2006-07 RESULTS (13-15)

93	St. Leo †	65
69	Angelo St. †	87
68	Northern Colo.	89
79	Seattle	83
85	Colorado Col.	41
61	Fort Lewis	72
47	Mesa St.	61
64	Adams St.	68
64	Colorado St.-Pueblo	66
77	Johnson & Wales (CO)	61
55	Western St.	62
71	Western N.M.	68
87	N.M. Highlands	75
53	Metro St.	77
67	Colorado Mines	51
80	UC-Colo. Springs	93
61	Regis (Colo.)	48
73	Colorado Col.	71
78	Chadron St.	83
67	Neb.-Kearney	84
99	Johnson & Wales (CO)	87
59	Regis (Colo.)	37
81	UC-Colo. Springs	69
72	Neb.-Kearney	79
87	Chadron St.	74
51	Metro St.	62
66	Colorado Mines	53
68	Metro St.	81

Nickname: Cougars
Colors: Navy & Gold
Arena: Cougar Fieldhouse
Capacity: 1,800; Year Built: 1990
AD: Douglas Yager
SID: Dustin Main

COLORADO COL.

Colorado Springs, CO 80903 III

Coach: Andy Partee, Monmouth 1992

2006-07 RESULTS (4-22)

84	Hamline †	91
58	Wartburg †	78
71	Menlo	79
79	Carroll (Wis.)	91
41	Colo. Christian	85
47	Chapman †	73
69	LIFE Pacific †	59
54	UC Santa Cruz †	59
66	Regis (Colo.)	83
31	Air Force	82
77	UC-Colo. Springs	85
57	Edgewood †	72
57	Linfield †	73
40	Roanoke †	69
54	Fort Lewis	78
38	Western St.	60
50	Dallas	55
90	UC Santa Cruz †	68
56	Chapman †	89
69	UC-Colo. Springs	94
71	Colo. Christian	73
104	Johnson & Wales (CO)	93
53	Johnson & Wales (CO)	79
72	Dallas	77
67	Chapman †	84
79	UC Santa Cruz †	63

Nickname: Tigers
Colors: Black & Gold
Arena: J. Juan Reid Gymnasium
Capacity: 1,000; Year Built: 1970
AD: Ken Ralph
SID: Dave Reed

COLORADO MINES

Golden, CO 80401 II

Coach: Pryor Orser, Mont. St.-Billings
1990

2006-07 RESULTS (14-14)

75	Northwest Nazarene	63
59	Caldwell	51
64	Mo. Southern St. †	69
39	Pittsburg St.	53
67	Wyoming	78
73	South Dak. Tech	64
46	Western St.	61
70	N.M. Highlands	60
79	Western N.M.	50
84	Tex. A&M-Commerce	80
74	St. Francis (Ill.)	56
67	Fort Lewis	73
54	Mesa St.	69
46	Colorado St.-Pueblo	55
59	Adams St.	58
48	Metro St.	64
51	Colo. Christian	67
72	Johnson & Wales (CO)	58
59	Chadron St.	58
63	Neb.-Kearney	80
88	UC-Colo. Springs	75
71	Regis (Colo.)	49
67	Neb.-Kearney	88
71	Chadron St.	76
81	Regis (Colo.)	55
76	UC-Colo. Springs	74
53	Colo. Christian	66
71	Metro St.	81

Nickname: Orediggers
Colors: Silver & Blue
Arena: Volk Gymnasium
Capacity: 1,000; Year Built: 1959
AD: Thomas E. Spicer
SID: Greg Murphy

COLORADO ST.

Fort Collins, CO 80523-6011 I

Coach: Dale Layer, Eckerd 1980

2006-07 RESULTS (17-13)

76	Colorado St.-Pueblo	67
82	Baylor †	87
61	Rice †	70
74	Mont. St.-Northern	56
67	Boise St.	50
81	Denver	73
84	Kansas St.	83
75	Northern Colo.	66
72	Colorado	69
82	North Dakota St.	80
61	Alabama St. †	56
76	Chattanooga	65
75	Air Force	81
88	New Mexico	79
73	Utah	57
76	San Diego St.	81
66	TCU	54
90	BYU	78
70	Wyoming	75
59	UNLV	76
66	New Mexico	70
77	Utah	82
66	San Diego St.	81
82	TCU	66
58	Air Force	67
67	BYU	76
86	Wyoming	68
47	UNLV	65
69	San Diego St. †	64
72	UNLV	88

Nickname: Rams
Colors: Green & Gold
Arena: Moby Arena
Capacity: 8,745; Year Built: 1966
AD: Paul Kowalczyk
SID: Gary Ozzello

COLORADO ST.-PUEBLO

Pueblo, CO 81001-4901 II

Coach: Pat Eberhart, Adams St. 1991

2006-07 RESULTS (13-15)

84	Wartburg	77
86	Hamline	71
56	Wayland Baptist †	69
59	Dixie St. †	68
80	Minn. Duluth	78
60	Neb.-Omaha	66
76	UC-Colo. Springs	87
75	Regis (Colo.)	64
65	Metro St.	73
66	Colo. Christian	64
100	UC-Colo. Springs	107
72	Chadron St.	63
79	Neb.-Kearney	88
90	Johnson & Wales (CO)	69
55	Colorado Mines	46
67	N.M. Highlands	58
73	Western N.M.	63
76	Adams St.	80
71	Western St.	42
63	Mesa St.	74
79	Fort Lewis	89
74	Adams St.	85
64	Western St.	62
63	Fort Lewis	79
72	Mesa St.	74
62	Western N.M.	75
80	N.M. Highlands	79
74	Neb.-Kearney	91

Nickname: ThunderWolves
Colors: Red & Blue
Arena: State Fair Events Center
Capacity: 5,500; Year Built: 1978
AD: Joe Folda
SID: Mike McNeely

UC-COLO. SPRINGS

Colorado Springs, CO 80933-7150.. II

Coach: Russ Caton, Adams St. 1997

2006-07 RESULTS (16-12)

96	Northern Colo.	91
105	Carroll (Wis.) †	86
85	Menlo †	68
71	Minn. St. Mankato †	74
95	Okla. Panhandle †	71
87	Colorado St.-Pueblo	76
76	Adams St.	89
85	Colorado Col.	77
84	Western St.	71
107	Colorado St.-Pueblo	100
65	Western N.M.	89
78	N.M. Highlands	77
89	Fort Lewis	87
98	Mesa St.	87
90	Chadron St.	85
54	Neb.-Kearney	85
94	Colorado Col.	69
93	Colo. Christian	80
82	Metro St.	87
65	Regis (Colo.)	71
75	Colorado Mines	88
67	Metro St.	83
69	Colo. Christian	81
75	Regis (Colo.)	78
74	Colorado Mines	76
89	Neb.-Kearney	81
70	Chadron St.	66
83	Adams St.	98

Nickname: Mountain Lions
Colors: Black & Gold
Arena: Lions Den
Capacity: 500; Year Built: 1988
AD: Steve Kirkham
SID: Doug Fitzgerald

COLUMBIA

New York, NY 10027 I

Coach: Joe Jones, Oswego St. 1987

2006-07 RESULTS (16-12)

43	Duke	86
95	UC Davis †	90
73	NJIT	60
63	Kennesaw St.	51
90	Long Island	63
41	Stony Brook	54
55	Providence	81
76	Sacred Heart	71
70	Wagner	44
75	Lafayette	58
70	St. John's (N.Y.)	76
58	St. Francis (N.Y.)	67
55	Lehigh	54
87	Marywood	38
64	Princeton	56
43	Penn	69
45	Cornell	49
51	Cornell	56
90	Harvard	70
61	Dartmouth	55
71	Yale	85
77	Brown	68
54	Penn	73
49	Princeton	54
59	Brown	64
82	Yale	64
69	Dartmouth	67
76	Harvard	66

Nickname: Lions
Colors: Columbia Blue & White
Arena: Levien Gym
Capacity: 3,408; Year Built: 1974
AD: M. Dianne Murphy
SID: Casey Taylor

COLUMBIA UNION

Takoma Park, MD 20912 II

Coach: Calvin Dunbar, Bishop 1981

2006-07 RESULTS (4-22)

65	Pitt.-Johnstown	82
78	Shepherd	98
65	East Stroudsburg †	81
85	St. Paul's	93
78	Kutztown †	84
82	Davis & Elkins †	88
64	Fairmont St.	93
88	Kutztown	100
60	Mercyhurst	89
65	Slippery Rock †	76
73	St. Cloud St.	99
111	Pfeiffer	119
77	St. Paul's	112
71	Nyack	85
78	Apprentice	75
58	Davis & Elkins	64
95	Maryland Bible	80
61	Pitt.-Johnstown	101
89	Southern Va.	82
77	Dist. Columbia	86
106	Southern Va.	104
61	Winston-Salem	77
88	Clarion	94
82	Bowie St.	113
48	Bowie St.	92
83	Dist. Columbia	93

Nickname: Pioneers
Colors: Blue, Gold and White
Arena: The Pit
Capacity: 350; Year Built: 1954
AD: Bruce Peifer
SID: Wayne Stewart

COLUMBUS ST.
Columbus, GA 31907-5645..... II

Coach: Doug Branson, Troy 1997

2006-07 RESULTS (17-12)

82 N.C. Central.....	95
50 St. Augustine's †.....	71
83 Virginia St.....	73
84 West Ga.....	79
76 Morehouse.....	73
121 Carver Bible.....	74
96 Virginia St.....	80
61 Valdosta St. †.....	63
87 Dist. Columbia.....	67
73 St. Augustine's.....	80
74 N.C. Central.....	63
75 Augusta St.....	81
69 UNC Pembroke.....	54
81 Ga. Southwestern.....	72
83 S.C.-Aiken.....	71
57 Clayton St.....	76
63 S.C. Upstate.....	68
74 Ga. Southwestern.....	81
84 North Georgia.....	77
77 Clayton St.....	76
86 Francis Marion.....	77
104 GCSU.....	103
64 Armstrong Atlantic.....	80
91 Augusta St.....	102
103 Lander.....	96
87 GCSU.....	81
60 Armstrong Atlantic.....	72
66 S.C.-Aiken †.....	58
81 Lander.....	83

Nickname: Cougars
Colors: Red, White & Blue
Arena: Lumpkin Center
Capacity: 4,500; Year Built: 2000
AD: Herbert Greene
SID: Brian Padgett

CONCORD
Athens, WV 24712..... II

Coach: Steve Cox, Salem Int'l 1975

2006-07 RESULTS (17-13)

95 Queens (N.C.) †.....	97
81 Belmont Abbey.....	84
70 Bluefield St.....	79
95 West Va. Tech †.....	77
67 Tusculum.....	80
81 Chowan.....	92
84 Davis & Elkins.....	72
68 Tusculum.....	61
72 Charleston (W.V.).....	89
87 Fairmont St.....	69
88 Pitt-Johnstown.....	100
96 West Virginia St.....	102
103 Bluefield St.....	79
98 Glenville St.....	90
77 Ohio Valley.....	79
70 Chowan.....	66
81 Shepherd.....	78
97 West Va. Wesleyan.....	79
90 West Liberty St.....	100
83 Wheeling Jesuit.....	80
73 Charleston (W.V.).....	66
83 Alderson-Broaddus.....	91
82 Salem Int'l.....	97
116 Glenville St.....	93
85 West Virginia St.....	84
101 West Va. Wesleyan.....	81
108 Bluefield St.....	73
78 Glenville St.....	73
71 Salem Int'l †.....	69
87 Alderson-Broaddus †.....	91

Nickname: Mountain Lions
Colors: Maroon & Gray
Arena: Carter Center
Capacity: 2,000; Year Built: 1972
AD: Greg Quick
SID: Stephen Ziegler

CONCORDIA (ILL.)
River Forest, IL 60305-1499..... III

Coach: Brian Sommerhauser, Denison 1998

2006-07 RESULTS (4-21)

82 Greenville †.....	74
60 Blackburn.....	66
31 North Park.....	68
66 Concordia (Wis.).....	69
67 Benedictine (Ill.).....	78
72 Lakeland.....	86
83 Wis. Lutheran.....	90
63 Maranatha Baptist.....	43
56 Marian (Wis.).....	68
59 Milwaukee Engr.....	67
66 Knox.....	75
54 Edgewood.....	70
70 Dominican (Ill.).....	85
71 Aurora.....	77
68 Rockford.....	69
72 Benedictine (Ill.).....	64
47 Concordia (Neb.) †.....	66
62 Concordia (Wis.) †.....	76
69 Lakeland.....	84
74 Wis. Lutheran.....	98
73 Maranatha Baptist.....	61
64 Marian (Wis.).....	74
68 Edgewood.....	81
70 Dominican (Ill.).....	83
86 Aurora.....	109

Nickname: Cougars
Colors: Maroon & Gold
Arena: Geiseman Gymnasium
Capacity: 2,200; Year Built: 1964
AD: Pete Gnan
SID: Jim Egan

CONCORDIA (N.Y.)
Bronxville, NY 10708..... III

Coach: John Dwinell, Springfield 1981

2006-07 RESULTS (8-18)

77 Quinnipiac.....	92
57 Edward Waters.....	73
72 North Fla.....	77
63 St. Thomas Aquinas.....	59
64 Adelphi.....	72
109 Pace.....	96
58 C.W. Post.....	74
58 Dowling.....	44
64 Mercyhurst.....	82
84 Mercy.....	77
76 NYIT.....	91
71 Molloy.....	68
56 Southern Conn. St.....	74
79 Bridgeport.....	88
67 Queens (N.Y.).....	65
62 New Haven.....	72
52 St. Thomas Aquinas.....	62
59 Adelphi.....	71
58 Mercy.....	54
51 Dowling.....	63
84 C.W. Post.....	81
63 NYIT.....	68
75 Molloy.....	95
46 Bridgeport.....	62
74 Queens (N.Y.).....	88
66 New Haven.....	73

Nickname: Clippers
Colors: Blue & Gold
Arena: Meyer Athletic Center
Capacity: 1,000; Year Built: 1963
AD: Ivan Marquez
SID: Craig Boston

CONCORDIA (WIS.)
Mequon, WI 53097-2402..... III

Coach: Wayne Rasmussen, Concordia (Ind.) 1960

2006-07 RESULTS (8-17)

76 Calvin.....	98
88 Grace Bible (Mich.) †.....	92
73 Voorhees.....	105
62 Lawrence.....	72
69 Concordia (Ill.).....	66
69 Benedictine (Ill.).....	89
90 Wis. Lutheran.....	94
73 Lakeland.....	74
68 Rockford.....	57
91 Maranatha Baptist.....	76
77 Marian (Wis.).....	75
65 Edgewood.....	78
71 Aurora.....	95
71 Dominican (Ill.).....	83
71 Rockford.....	64
59 Concordia (Mich.).....	96
76 Concordia (Ill.) †.....	62
77 Milwaukee Engr.....	81
60 Benedictine (Ill.).....	62
92 Lakeland.....	95
76 Wis. Lutheran.....	100
83 Maranatha Baptist.....	70
67 Marian (Wis.).....	59
55 Edgewood.....	83
90 Dominican (Ill.).....	94

Nickname: Falcons
Colors: Royal Blue & White
Arena: Buock Fieldhouse
Capacity: 2,000; Year Built: 1989
AD: Robert M. Barnhill
SID: Rick Riehl

CONCORDIA (TEX.)
Austin, TX 78705-2799..... III

Coach: Stan Bonewitz, Texas Tech 2001

2006-07 RESULTS (10-16)

84 Lubbock Chrst. †.....	97
114 Abilene Christian.....	116
89 St. Edward's.....	105
81 Louisiana Col.....	79
70 Mississippi Col.....	91
122 Texas-Tyler.....	112
112 Texas-Dallas.....	118
92 East Tex. Baptist.....	100
79 LeTourneau.....	88
89 Incarnate Word.....	85
85 Ozarks (Ark.).....	98
97 Hardin-Simmons.....	85
87 McMurry.....	94
85 Sul Ross St.....	62
87 Howard Payne.....	91
91 Schreiner.....	85
82 Texas Lutheran.....	70
80 Mary Hardin-Baylor.....	87
77 Schreiner.....	82
93 Texas Lutheran.....	79
77 Mary Hardin-Baylor.....	96
118 Howard Payne.....	109
99 Sul Ross St.....	67
71 Hardin-Simmons.....	99
57 McMurry.....	99
62 Mississippi Col.....	86

Nickname: Tornados
Colors: Purple & White
Arena: Woltman Center
Capacity: 1,600; Year Built: 1982
AD: Linda Lowery
SID: Jim Jost

CONCORDIA-M'HEAD
Moorhead, MN 56562-3597..... III

Coach: Duane Siverson, Yankton 1978

2006-07 RESULTS (4-21)

84 Minn. St. Moorhead.....	85
72 Maryland Bible †.....	78
80 Southern Va. †.....	87
79 St. John's (Minn.).....	85
68 St. Olaf.....	76
58 Mayville St.....	62
52 Carleton.....	69
54 Minn. St. Mankato.....	82
70 Macalester.....	92
84 Hamline.....	65
63 Gust. Adolphus.....	58
83 Bethel (Minn.).....	95
65 St. Thomas (Minn.).....	68
66 Augsburg.....	77
67 St. Mary's (Minn.).....	79
72 St. John's (Minn.).....	78
62 Carleton.....	57
56 St. Olaf.....	63
74 Macalester.....	84
66 Hamline.....	74
57 Gust. Adolphus.....	80
71 Bethel (Minn.).....	86
57 St. Thomas (Minn.).....	77
59 Augsburg.....	65
70 St. Mary's (Minn.).....	61

Nickname: Cobbers
Colors: Maroon & Gold
Arena: Memorial Auditorium
Capacity: 3,500; Year Built: 1951
AD: Larry Papenfuss
SID: Jim Cella

CONCORDIA-ST. PAUL
St. Paul, MN 55104..... II

Coach: Kelly Boe, St. John's (Minn.) 1997

2006-07 RESULTS (21-8)

76 North Dakota †.....	72
102 Chadron St. †.....	79
71 Minn. St. Mankato.....	65
50 St. Cloud St.....	76
83 Minn. St. Moorhead.....	74
72 Bemidji St.....	55
108 Minn.-Crookston.....	82
73 Macalester.....	64
105 Wis.-River Falls.....	72
59 Minn. Duluth.....	72
79 Neb.-Omaha.....	76
82 Mary.....	50
76 Northern St.....	58
83 Winona St.....	86
77 Upper Iowa.....	44
64 Southwest Minn. St.....	70
77 Wayne St. (Neb.).....	66
81 Minn. St. Moorhead.....	79
60 Minn.-Crookston.....	54
75 Bemidji St.....	68
110 North Central (Minn.).....	73
65 Northern St.....	72
72 Mary.....	70
77 Upper Iowa.....	63
68 Winona St.....	87
80 Wayne St. (Neb.).....	72
45 Southwest Minn. St.....	59
77 Wayne St. (Neb.).....	61
71 Winona St.....	87

Nickname: Golden Bears
Colors: Navy Blue & Vegas Gold
Arena: Gangelhoff Center
Capacity: 1,000; Year Built: 1993
AD: Thomas Rubbelke
SID: Jen Foley

CONNECTICUT

Storrs, CT 06269..... I

Coach: Jim Calhoun, American Int'l
1968

2006-07 RESULTS (17-14)

53	Quinnipiac	46
88	Central Ark.	59
74	Fairfield	49
77	Mississippi	59
86	Albany (N.Y.)	55
89	Sacred Heart	46
106	Texas Southern	55
81	Northeastern	53
89	St. Mary's (Cal.)	73
88	Pepperdine	66
84	Coppin St.	41
71	West Virginia	81
69	South Fla.	50
49	LSU	66
69	Marquette	73
68	St. John's (N.Y.)	59
54	Pittsburgh	63
73	Indiana	77
54	Louisville	68
72	Providence	84
58	DePaul	66
61	Rutgers	50
67	Syracuse	60
52	Georgia Tech †	65
67	Seton Hall	55
63	Syracuse	73
65	Rutgers	55
69	Louisville	76
74	Villanova	78
46	Georgetown	59
65	Syracuse †	78

Nickname: Huskies, UConn
Colors: National Flag Blue & White
Arena: Harry A. Gampel Pavilion
Capacity: 10,167; Year Built: 1990
AD: Jeffrey A. Hathaway
SID: Kyle Muncy

CONNECTICUT COL.

New London, CT 06320-4196..... III

Coach: Tom Satran, Connecticut Col.
1994

2006-07 RESULTS (11-13)

55	Plattsburgh St. †	52
63	Rutgers-Newark	64
66	MIT	48
60	Eastern Conn. St.	63
76	Mitchell	60
59	Rensselaer	55
77	Wheaton (Mass.)	74
75	Albertus Magnus	58
70	Salve Regina	76
69	Springfield	56
71	John Jay	49
65	Roger Williams	60
57	Eastern Nazarene	46
63	Johnson & Wales (RI)	67
61	Wesleyan (Conn.)	62
60	Coast Guard	65
46	Bowdoin	74
57	Colby	60
56	Tufts	63
82	Bates	65
49	Amherst	91
47	Trinity (Conn.)	62
55	Williams	61
59	Middlebury	69

Nickname: Camels
Colors: Royal Blue & White
Arena: Luce Fieldhouse/Gymnasium
Capacity: 800; Year Built: 1984
AD: Fran Shields
SID: Will Tomasian

COPPIN ST.

Baltimore, MD 21216-3698..... I

Coach: Fang Mitchell, Edison St. 1984

2006-07 RESULTS (12-20)

43	Virginia Tech	94
67	Hawaii	79
65	Tennessee	99
81	Winston-Salem	56
57	Kansas St.	68
77	Missouri	98
69	La Salle †	68
67	Iowa	83
82	Morgan St.	86
47	Oklahoma	64
49	Alabama	99
41	Connecticut	84
54	Ohio St.	91
66	Bethune-Cookman	58
49	Delaware St.	54
61	Norfolk St.	62
69	Hampton	77
60	N.C. A&T	69
70	South Carolina St.	67
62	Howard	59
64	Md.-East. Shore	57
45	Delaware St.	53
77	Norfolk St.	70
56	Hampton	71
64	N.C. A&T	58
65	South Carolina St.	76
50	Howard	46
80	Md.-East. Shore	65
59	Florida A&M	73
71	Morgan St.	62
56	Bethune-Cookman †	44
49	Delaware St. †	68

Nickname: Eagles
Colors: Royal Blue & Gold
Arena: Coppin Center
Capacity: 1,720; Year Built: 1987
AD: Ronald Mitchell
SID: Roger McAfee

CORNELL

Ithaca, NY 14853..... I

Coach: Steve Donahue, Ursinus 1984

2006-07 RESULTS (16-12)

64	Northwestern	61
76	Stony Brook	72
71	Lehigh	90
65	Army	56
56	Binghamton	57
61	Hartford	63
99	VMI †	94
68	William & Mary	73
66	Bucknell	70
75	Albany (N.Y.)	78
50	Iowa	65
64	Colgate	53
80	Ithaca	47
69	NJIT	58
56	Penn	74
55	Princeton	35
49	Columbia	45
56	Columbia	51
74	Dartmouth	61
64	Harvard	65
61	Brown	59
60	Yale	59
57	Princeton	50
71	Penn	83
55	Yale	68
79	Brown	67
79	Harvard	85
76	Dartmouth	53

Nickname: Big Red
Colors: Carnelian Red & White
Arena: Newman Arena
Capacity: 4,473; Year Built: 1989
AD: J. Andrew Noel
SID: Jeremy Hartigan

CORNELL COLLEGE

Mt. Vernon, IA 52314-1098..... III

Coach: Mike DeGeorge, Monmouth
(Ill.) 1992

2006-07 RESULTS (8-17)

63	Marian (Wis.)	67
87	Wis. Lutheran	94
67	Central (Iowa)	81
67	Clarke	59
77	Faith Bapt. Bible	46
60	Augustana (Ill.)	64
73	Mt. Mercy	67
88	Benedictine (Ill.)	82
51	Chicago	76
55	Clarke	77
45	Luther	68
89	Wartburg	80
58	Loras	73
84	Dubuque	73
60	Simpson	80
54	Coe	69
58	Buena Vista	73
79	Central (Iowa)	71
63	Dubuque	74
78	Simpson	92
50	Coe	83
86	Buena Vista	94
68	Wartburg	89
44	Loras	63
68	Luther	60

Nickname: Rams
Colors: Purple & White
Arena: Small Multi-Sport Center
Capacity: 2,500; Year Built: 1953
AD: Tina Hill
SID: Darren Miller

CORTLAND ST.

Cortland, NY 13045..... III

Coach: Tom Spanbauer, Cortland St.
1983

2006-07 RESULTS (10-16)

58	CCNY	56
99	Elmira	56
67	Oneonta St.	74
88	SUNYIT	93
72	Alfred	58
61	Ithaca	67
58	Utica	72
62	Rochester Inst.	63
76	St. John Fisher †	82
60	Susquehanna †	77
65	Rensselaer	48
53	Buffalo St.	68
74	Fredonia St.	66
61	Geneseo St.	64
51	Oswego St.	56
63	Brockport St.	72
64	Oswego St.	82
73	New Paltz St.	70
89	Potsdam St.	74
55	Plattsburgh St.	62
59	Oneonta St.	55
69	Buffalo St.	72
67	Potsdam St.	65
63	Brockport St.	83
80	Fredonia St.	73
56	Brockport St.	74

Nickname: Red Dragons
Colors: Red & White
Arena: Corey Gymnasium
Capacity: 3,500; Year Built: 1973
AD: Joan Sitterly
SID: Fran Elia

CREIGHTON

Omaha, NE 68178-0001..... I

Coach: Dana Altman, Eastern N.M. 1980

2006-07 RESULTS (22-11)

78	Mississippi Val.	42
61	Nebraska	73
58	George Mason	56
74	Ark.-Pine Bluff	39
54	Dayton	60
73	Xavier	67
54	Fresno St.	69
68	Valparaiso †	43
80	Houston †	72
60	Hawaii	76
77	Missouri St.	74
79	Illinois St.	71
52	Indiana St.	55
75	Evansville	62
79	Drake	56
62	UNI	54
59	Wichita St.	62
65	Bradley	54
57	Southern Ill.	58
66	Missouri St.	62
71	Indiana St.	55
82	Bradley	71
67	Drake	62
79	Evansville	74
68	Southern Ill.	72
66	UNI	55
58	Drexel	64
55	Illinois St.	65
71	Wichita St.	54
59	Indiana St. †	38
75	Missouri St. †	58
67	Southern Ill. †	61
71	Nevada †	77

Nickname: Bluejays
Colors: Blue & White
Arena: Qwest Center OMAHA
Capacity: 17,272; Year Built: 2003
AD: Bruce D. Rassmussen
SID: Rob Anderson

CROWN (MINN.)

St. Bonifacius, MN 55387..... III

Coach: Jon High, Pillsbury 1990

2006-07 RESULTS (3-23)

71	Augsburg	100
48	St. Olaf	75
62	Bethel (Minn.)	68
64	Trinity Bible (N.D.)	50
98	Providence-Manitoba †	54
56	Northwestern (Minn.)	76
64	Wis.-Superior	72
57	Wis.-River Falls	97
61	Bethany Lutheran	100
64	Pillsbury	77
59	Northland	74
53	St. Scholastica	103
56	Faith Bapt. Bible	73
55	Bethany Lutheran	99
37	Martin Luther	70
69	North Central (Minn.)	70
58	Minn.-Morris	72
43	Presentation	61
56	Martin Luther	73
52	Presentation	73
64	Minn.-Morris	79
75	St. Scholastica	85
58	Northland	83
82	Trinity Bible (N.D.)	68
58	North Central (Minn.)	99
57	Northwestern (Minn.)	81

Nickname: Storm
Colors: Purple & gold
Arena: Storm Field
Capacity: 400
AD: Jim Hunter
SID: To be named

CURRY

Milton, MA 02186 III

Coach: Malcolm Wynn, Illinois St. 1978

2006-07 RESULTS (16-14)

70	Baldwin-Wallace †	110
51	Rutgers-Camden †	53
67	Springfield	76
89	Colby-Sawyer †	85
82	Framingham St. †	85
87	Trinity (Conn.)	104
73	Nichols	68
50	Roger Williams	65
53	Western New Eng.	70
73	Brandeis	81
73	New England	74
69	Salve Regina	72
74	Nichols	71
69	Roger Williams	67
84	Salve Regina	77
79	Eastern Nazarene	71
62	Endicott	64
66	Anna Maria	54
76	Newbury	55
53	Gordon	77
81	Colby-Sawyer	75
93	New England Col.	85
84	Eastern Nazarene	75
79	Wentworth Inst.	74
73	Anna Maria	48
95	Colby-Sawyer	76
71	Endicott	65
90	Wentworth Inst.	98
108	Emerson	88
67	St. Joseph's (Me.)	76

Nickname: Colonels
 Colors: Purple & White
 Arena: Miller Gymnasium
 Capacity: 300; Year Built: 1952
 AD: Vincent Erzuone
 SID: Ken Golner

D'YOUVILLE

Buffalo, NY 14201 III

Coach: Brian Miller, St. Bonaventure

2006-07 RESULTS (3-22)

31	Ohio Wesleyan †	96
37	Elmira	76
70	Medaille	76
41	St. John Fisher	74
46	Rochester Inst.	86
69	Polytechnic (N.Y.)	64
46	Keuka	76
54	Hilbert †	69
66	Medaille †	77
63	Brockport St.	112
48	Hilbert	82
58	Phila. Biblical	73
60	Cazenovia	93
66	Penn St.-Berks	69
53	Bard	64
45	Keystone	68
64	Baptist Bible (Pa.)	75
49	Keuka	73
54	Chestnut Hill	70
72	Cazenovia	77
50	Villa Julie	81
79	Keystone	77
66	Purchase St.	68
55	Baptist Bible (Pa.)	69
78	Bard	77

Nickname: Spartans
 Colors: Red/White/Black
 Arena: College Center
 Capacity: 500
 AD: Brian M. Cavanaugh
 SID: To be named

DALLAS

Irving, TX 75062 III

Coach: Brian Stanfield, Drury 1990

2006-07 RESULTS (12-15)

56	Texas-Dallas †	90
86	Ozarks (Ark.) †	85
69	Rhodes	57
73	Millsaps †	64
58	Southwestern (Tex.)	46
77	Dallas Christian	67
68	Hendrix	71
79	LaGrange	71
68	Austin	70
78	DePauw †	104
49	Haverford †	62
60	Huntingdon	51
59	Rust †	55
53	Rhodes	81
46	Yeshiva	54
62	Dallas Christian	69
55	Colorado Col.	50
64	Chapman	71
71	UC Santa Cruz	55
68	Austin	70
78	Texas-Tyler	87
65	Trinity (Tex.)	68
75	Southwestern (Tex.)	77
84	Johnson & Wales (CO)	77
77	Colorado Col.	72
76	Clarke †	88
76	Finlandia †	86

Nickname: Crusaders
 Colors: Navy & White
 Arena: Maher Athletic Center
 Capacity: 1,000; Year Built: 1965
 AD: Richard L. Strockbine
 SID: Ryan Frey

DALLAS BAPTIST

Dallas, TX 75211-9299 II

Coach: Blake Flickner, Kansas 1998

2006-07 RESULTS (13-20)

82	Cameron	84
83	Howard Payne	64
60	East Central	69
72	Southern Ark.	67
61	Abilene Christian	76
65	Southern Ark.	58
64	Grand Canyon	78
87	Cameron	98
47	East Central	82
83	St. Edward's	88
64	Tex. A&M Int'l.	88
72	Incarnate Word	71
61	Incarnate Word	72
80	St. Mary's (Tex.)	85
78	Mont. St.-Billings	69
73	Okla. Panhandle	52
63	Tex. Permian Basin	76
69	Lincoln (Mo.)	79
76	Tex. A&M Int'l.	69
68	Okla. Panhandle	67
93	Lincoln (Mo.)	79
67	St. Edward's	78
74	St. Mary's (Tex.)	79
74	Mont. St.-Billings	77
79	Mont. St.-Billings	71
61	Grand Canyon	98
63	Tex. Permian Basin	78
64	St. Edward's †	73
60	Okla. Wesleyan	55
86	Central Baptist	74
68	Northwestern (Minn.) †	73
73	Manhattan Chrst. †	89
93	Oakland City	82

Nickname: Patriots
 Colors: 1332
 AD: Ryan Erwin
 SID: To be named

DANIEL WEBSTER

Nashua, NH 03063-1300 III

Coach: Eddie Quick, Western Conn. St. 1991

2006-07 RESULTS (6-18)

83	Framingham St.	96
86	Johnson St.	85
81	Anna Maria	74
99	Albertus Magnus	88
80	New England Col.	95
74	Emerson	107
60	Emmanuel (Mass.)	82
68	Western New Eng.	86
81	Albertus Magnus	90
52	Norwich	86
89	Suffolk	88
74	Rivier	100
61	Emerson	93
62	Johnson & Wales (RI)	84
61	Emmanuel (Mass.)	83
46	Western New Eng.	80
93	Southern Vt.	92
57	Norwich	74
86	Hampshire	30
58	Suffolk	95
71	Rivier	80
71	Newbury	80
65	Johnson & Wales (RI)	78
50	Western New Eng.	81

Nickname: Eagles
 Colors: Navy & White, Red
 Arena: Vagge Gymnasium
 Capacity: 600; Year Built: 1977
 AD: John Griffith
 SID: Greg Andruskevich

DARTMOUTH

Hanover, NH 03755 I

Coach: Terry Dunn, Northern Colo. 1977

2006-07 RESULTS (9-18)

61	Massachusetts	98
49	George Washington	94
43	Colgate	55
69	Siena	83
50	Hartford	60
32	Kansas	83
74	James Madison	70
71	Stony Brook	50
56	Quinnipiac	53
62	Vermont	73
64	Md.-East. Shore	59
66	Army	58
80	Harvard	73
71	Harvard	77
61	New Hampshire	65
56	Brown	52
64	Yale	71
61	Cornell	74
55	Columbia	61
53	Penn	73
45	Princeton	44
64	Yale	69
33	Brown	53
53	Princeton	43
78	Penn	80
67	Columbia	69
53	Cornell	76

Nickname: Big Green
 Colors: Dartmouth Green and White
 Arena: Leede Arena
 Capacity: 2,100; Year Built: 1986
 AD: Jo Ann Harper
 SID: Kathy Slattery Phillips

DAVIDSON

Davidson, NC 28035 I

Coach: Bob McKillop, Hofstra 1972

2006-07 RESULTS (29-5)

81	Eastern Mich. †	77
68	Michigan	78
91	Central Conn. St. †	64
100	Ill.-Chicago	89
75	Missouri	81
99	Colby	69
47	Duke	75
86	Elon	61
66	UNC Greensboro	63
79	Charlotte	51
116	Mt. St. Mary (N.Y.)	55
92	Chattanooga	80
83	Ohio †	74
75	Arizona St.	70
71	Western Mich.	64
81	Col. of Charleston	73
71	Furman	63
83	Wofford	78
79	Citadel	54
74	Appalachian St.	81
101	Ga. Southern	92
79	Western Caro.	59
88	Elon	58
75	UNC Greensboro	65
87	Chattanooga	57
73	Col. of Charleston	63
92	Western Caro.	59
80	Wofford	73
75	Furman	57
87	Citadel	70
78	Chattanooga †	68
91	Furman †	68
72	Col. of Charleston †	65
70	Maryland †	82

Nickname: Wildcats
 Colors: Red & Black
 Arena: Belk Arena
 Capacity: 5,700; Year Built: 1989
 AD: James E. Murphy III
 SID: Rick Bender

DAVIS & ELKINS

Elkins, WV 26241-3996 II

Coach: Amrit Rayfield, Davis & Elkins 1997

2006-07 RESULTS (6-22)

53	Bloomsburg	60
49	Dist. Columbia	64
88	Columbia Union †	82
78	Fairmont St.	70
64	Shepherd	74
72	Concord	84
102	Pfeiffer	112
72	Goldey-Beacom	57
65	Shenandoah	68
61	Dist. Columbia	72
47	West Virginia St.	60
77	Glenville St.	70
80	West Liberty St.	113
41	Alderson-Broadus	69
64	Columbia Union	58
59	West Va. Wesleyan	73
66	Goldey-Beacom	73
79	Ohio Valley	85
71	Charleston (W.V.)	87
65	Salem Int'l	68
68	Bluefield St.	70
68	Wheeling Jesuit	76
60	Alderson-Broadus	65
62	West Va. Wesleyan	58
68	West Virginia St.	86
60	Charleston (W.V.)	87
69	Glenville St.	71
44	Salem Int'l	73

Nickname: Senators
 Colors: Scarlet & White
 Arena: Memorial Gymnasium
 Capacity: 1,875; Year Built: 1950

AD: Ralph Hill
SID: Kristi Kirkpatrick

DAYTON

Dayton, OH 45469 I

Coach: Brian Gregory, Oakland 1990

2006-07 RESULTS (19-12)

Table with 2 columns: Rank and Team Name. Includes teams like Austin Peay, N.C. A&T, SMU, Yale, Louisville, etc.

Nickname: Flyers
Colors: Red & Blue
Arena: University of Dayton Arena
Capacity: 13,266; Year Built: 1969
AD: Ted Kissell
SID: Doug Hauschild

DEPAUL

Chicago, IL 60614..... I

Coach: Jerry Wainwright, Colorado Col. 1968

2006-07 RESULTS (20-14)

Table with 2 columns: Rank and Team Name. Includes teams like Bradley, Northwestern, Eastern Ill., etc.

Table with 2 columns: Rank and Team Name. Includes Kansas St., Air Force.

Nickname: Blue Demons
Colors: Royal Blue & Scarlet
Arena: Allstate Arena
Capacity: 18,500; Year Built: 1980
AD: Jean Lenti Ponsetto
SID: Scott Reed

DEPAUW

Greencastle, IN 46135 III

Coach: Bill Fenlon, Northwestern 1979

2006-07 RESULTS (22-6)

Table with 2 columns: Rank and Team Name. Includes Earlham, Chicago, Judson, etc.

Nickname: Tigers
Colors: Old Gold & Black
Arena: Neal Fieldhouse
Capacity: 2,800; Year Built: 1982
AD: Page Cotton Jr.
SID: Bill Wagner

DEFIANCE

Defiance, OH 43512 III

Coach: Jonathan Miller, Hanover

2006-07 RESULTS (17-9)

Table with 2 columns: Rank and Team Name. Includes Thomas More, Wilmington, Heidelberg, etc.

Nickname: Yellow Jackets
Colors: Purple & Gold
Arena: Weaner Community Center

Capacity: 2,200; Year Built: 1964
AD: Dick Kaiser
SID: Seth Mikel

DELAWARE

Newark, DE 19716 I

Coach: Monte Ross, Winston-Salem 1992

2006-07 RESULTS (5-26)

Table with 2 columns: Rank and Team Name. Includes Marist, Albany, Rider, etc.

Nickname: Fightin' Blue Hens
Colors: Blue & Gold
Arena: Bob Carpenter Center
Capacity: 5,000; Year Built: 1992
AD: Edgar N. Johnson
SID: Kevin Tritt

DELAWARE ST.

Dover, DE 19901 I

Coach: Greg Jackson, St. Paul's 1982

2006-07 RESULTS (21-13)

Table with 2 columns: Rank and Team Name. Includes St. Paul's, Pittsburgh, North Carolina, etc.

Table with 2 columns: Rank and Team Name. Includes Morgan St., Florida A&M, West Virginia.

Nickname: Hornets
Colors: Red & Columbia Blue
Arena: Memorial Hall
Capacity: 3,000; Year Built: 1982
AD: Chuck Bell
SID: Dennis Jones

DELAWARE VALLEY

Doylestown, PA 18901-2699 III

Coach: Denny Surovec, Penn St. 1997

2006-07 RESULTS (5-20)

Table with 2 columns: Rank and Team Name. Includes Frank. & Marsh, Lincoln, Vassar, etc.

Nickname: Aggies
Colors: Green & Gold
Arena: James Work Gymnasium
Capacity: 1,800; Year Built: 1969
AD: Frank Wolfgang
SID: Matthew Levy

DELTA ST.

Cleveland, MS 38733 II

Coach: Jason Conner, Belhaven 1987

2006-07 RESULTS (18-10)

Table with 2 columns: Rank and Team Name. Includes Clark Atlanta, Miles, Southern-N.O., etc.

Nickname: Statesmen
Colors: Forest Green & White
Arena: Walter Sillers Coliseum

Capacity: 4,000; Year Built: 1961
AD: Ron Mayers
SID: Matt Jones

DENISON

Granville, OH 43023 III

Coach: Bob Ghiloni, Ohio St.-Newark
1981

2006-07 RESULTS (6-18)

71 Wash. & Lee.....	82
77 Oneonta St. †.....	62
70 Lake Erie.....	82
71 Muskingum.....	79
68 Capital †.....	81
85 Wittenberg.....	100
49 Wash. & Jeff.....	71
56 Wabash.....	62
53 Scranton †.....	70
52 Clarke †.....	69
50 Ohio Wesleyan.....	72
67 Wooster.....	96
75 Oberlin.....	48
87 Allegheny.....	67
70 Kenyon.....	73
117 Hiram.....	120
60 Earlham.....	80
65 Wittenberg.....	87
76 Oberlin.....	82
52 Wabash.....	63
68 Kenyon.....	65
67 Allegheny.....	94
74 Earlham.....	73
79 Hiram.....	74

Nickname: Big Red
Colors: Red & White
Arena: Livingston Gymnasium
Capacity: 2,500; Year Built: 1949
AD: Larry Scheiderer
SID: Craig Hicks

DENVER

Denver, CO 80208 I

Coach: Terry Carroll, UNI 1978

2006-07 RESULTS (4-25)

64 Colorado.....	78
68 Southern Utah.....	74
53 Sacramento St.....	74
74 Northern Colo.....	68
39 Stanford.....	82
63 Southern Utah.....	73
73 Colorado St.....	81
56 South Dakota St.....	67
59 Wyoming.....	91
59 Northern Colo.....	74
66 Arkansas St.....	81
47 Ark.-Little Rock.....	73
66 New Orleans.....	76
79 North Texas.....	91
64 La.-Lafayette.....	66
75 La.-Monroe.....	65
59 Florida Int'l.....	61
90 Fla. Atlantic.....	85
64 South Ala.....	70
63 Troy.....	66
67 Western Ky.....	77
49 Middle Tenn.....	75
76 Arkansas St.....	68
68 Ark.-Little Rock.....	74
66 New Orleans.....	89
65 North Texas.....	78
65 La.-Lafayette.....	67
51 La.-Monroe.....	87
67 La.-Monroe.....	83

Nickname: Pioneers
Colors: Crimson & Gold
Arena: Magness Arena
Capacity: 7,200; Year Built: 1999
AD: Peggy Bradley-Doppes
SID: Derek Nagy

DESALES

Center Valley, PA 18034-9568 III

Coach: Scott Coval, William & Mary
1986

2006-07 RESULTS (22-8)

57 Ohio Northern †.....	74
119 Penn St.-Harrisburg †.....	49
72 Moravian.....	68
80 Misericordia.....	85
85 Delaware Valley.....	62
82 King's (Pa.).....	55
69 Cabrini.....	63
77 Albright.....	67
76 Briarcliffe (N.Y.).....	58
71 Muhlenberg.....	63
73 Immaculata.....	68
76 TCNJ.....	64
38 FDU-Florham.....	72
68 Wilkes.....	58
67 Drew.....	62
70 Scranton.....	78
64 Lycoming.....	63
75 Wilkes.....	51
99 Penn St.-Berks.....	70
53 Drew.....	56
70 King's (Pa.).....	73
81 FDU-Florham.....	68
65 Lycoming.....	74
76 Delaware Valley.....	51
75 Scranton.....	70
62 Scranton.....	60
64 King's (Pa.).....	67
88 Gwynedd-Mercy.....	77
83 Lebanon Valley.....	73
72 Penn St.-Behrend.....	63

Nickname: Bulldogs
Colors: Navy Blue & Scarlet
Arena: Billera Hall
Capacity: 1,000; Year Built: 1964
AD: Scott Coval
SID: B.J. Spigelmyer

DETROIT

Detroit, MI 48219-0900 I

Coach: Perry Watson, Eastern Mich.
1972

2006-07 RESULTS (11-19)

57 Maine †.....	50
45 Marquette.....	87
48 Kent St.....	61
67 Western Mich.....	69
73 A&M-Corpus Christi.....	82
72 Eastern Mich.....	52
49 Wright St.....	50
55 Xavier.....	88
72 Canisius.....	75
63 Toledo.....	73
60 Northeastern.....	51
43 Kansas.....	63
60 Green Bay.....	42
64 Milwaukee.....	65
66 Youngstown St.....	51
61 Cleveland St.....	63
64 Loyola (Ill.).....	70
66 Ill.-Chicago.....	54
91 Milwaukee.....	84
58 Butler.....	68
78 Chicago St.....	68
76 Green Bay.....	72
59 Wright St.....	66
61 Loyola (Ill.).....	71
67 Ill.-Chicago.....	75
70 Youngstown St.....	82
92 Buffalo.....	84
60 Cleveland St.....	48
36 Butler.....	56
80 Youngstown St.....	82

Nickname: Titans
Colors: Red, White & Blue
Arena: Calihan Hall
Capacity: 8,295; Year Built: 1952
AD: Keri Gaitner
SID: Mark Engel

DICKINSON

Carlisle, PA 17013 III

Coach: Dennis Csensits, DeSales 1990

2006-07 RESULTS (7-17)

100 Pitt.-Greensburg.....	88
60 Mary Washington.....	61
65 Wash. & Lee.....	78
72 Moravian.....	75
58 McDaniel.....	75
71 Washington (Md.).....	73
56 Frank. & Marsh.....	66
60 Johns Hopkins.....	76
77 Lancaster Bible.....	64
59 Wesley.....	84
67 Swarthmore.....	61
71 Ursinus.....	80
48 Haverford.....	50
59 Washington (Md.).....	56
42 Gettysburg.....	68
40 Johns Hopkins.....	77
69 Muhlenberg.....	50
60 Swarthmore.....	66
77 McDaniel.....	75
80 Ursinus.....	100
73 Frank. & Marsh.....	68
50 Haverford.....	51
84 Muhlenberg.....	91
65 Gettysburg.....	71

Nickname: Red Devils
Colors: Red & White
Arena: Kline Center
Capacity: 2,000; Year Built: 1980
AD: Leslie J. Poolman
SID: Charlie McGuire

DIST. COLUMBIA

Washington, DC 20008 II

Coach: Julius Smith, Morehouse 1979

2006-07 RESULTS (20-9)

95 West Liberty St. †.....	99
66 Wheeling Jesuit †.....	63
64 Davis & Elkins.....	49
78 Kutztown.....	66
133 Ohio St.-Marion †.....	53
67 Salem Int'l.....	50
87 Salem Int'l.....	74
56 Bloomsburg.....	50
51 Ga. Southwestern.....	74
67 Columbus St.....	87
72 Davis & Elkins.....	61
72 Virginia Union.....	86
57 Claflin.....	54
89 Felician.....	75
69 Virginia Union.....	74
70 Pitt.-Johnstown.....	71
76 Bloomsburg.....	73
75 Lincoln (Pa.).....	70
86 Columbia Union.....	77
71 West Chester.....	61
73 Pitt.-Johnstown.....	82
74 Claflin.....	50
87 West Chester.....	79
84 Kutztown.....	81
76 Palm Beach Atl. †.....	62
71 North Georgia †.....	79
72 Flagler †.....	64
65 Pitt.-Johnstown †.....	82
93 Columbia Union.....	83

Nickname: Firebirds
Colors: Red & Yellow
Arena: Physical Activities Center
Capacity: 3,000; Year Built: 1976
AD: Harold Merritt
SID: Bernard S. Payton

DIXIE ST.

St. George, UT 84770 II

Coach: Jon Judkins, Utah St. 1988

2006-07 RESULTS (11-13)

57 Fort Lewis †.....	79
66 Adams St.....	55
75 Bethany (Cal.) †.....	70
60 Mesa St.....	63
68 Colorado St.-Pueblo †.....	59
72 BYU-Hawaii.....	78
68 Adams St.....	52
71 Carroll (Mont.).....	81
67 Westminster (Utah).....	64
68 Northwest Nazarene †.....	67
81 Montana Western.....	78
65 Carroll (Mont.).....	60
55 Mont. St.-Northern.....	77
67 Tex. A&M Int'l.....	51
76 Seattle Pacific.....	82
72 Western Wash.....	90
70 Seattle †.....	87
67 Seattle Pacific.....	71
76 Fort Lewis.....	86
72 Tex. A&M-Kingsville.....	93
66 Tex. A&M Int'l.....	54
90 Grand Canyon.....	81
63 Notre Dame de Namur.....	64
51 Notre Dame de Namur.....	65

Nickname: Rebels
Colors: Red, navy blue & white
Arena: Burns
Capacity: 5,200; Year Built: 1992
AD: Dexter Irvin
SID: Jeff Cluff

DOMINICAN (ILL.)

River Forest, IL 60305 III

Coach: Mark White, Macalester 1984

2006-07 RESULTS (17-10)

52 Blackburn.....	57
80 Greenville †.....	74
57 Milwaukee Engr.....	70
61 Edgewood.....	59
85 Wis. Lutheran.....	91
101 Maranatha Baptist.....	37
61 Marian (Wis.).....	63
61 Coe †.....	72
57 Lake Forest †.....	55
74 Eureka.....	65
66 Aurora.....	90
85 Concordia (Ill.).....	70
89 Rockford.....	67
46 Benedictine (Ill.).....	63
83 Concordia (Wis.).....	71
66 Wis. Lutheran.....	62
73 Lakeland.....	72
89 Maranatha Baptist.....	52
85 Marian (Wis.).....	78
76 Edgewood.....	77
68 Milwaukee Engr.....	61
80 Aurora.....	83
83 Concordia (Ill.).....	70
92 Rockford.....	65
94 Concordia (Wis.).....	90
60 Benedictine (Ill.).....	43
62 Edgewood.....	73

Nickname: Stars
Colors: Royal Blue, Black & White
Arena: IGINI Sports Forum
Capacity: 1,000; Year Built: 1985
AD: Erick Baumann
SID: Ken Trendel

DOMINICAN (N.Y.)

Orangeburg, NY 10962-1299 II

Coach: Joe Clinton, Union (N.Y.) 1983

2006-07 RESULTS (13-15)

53	Minn. Duluth †	67
44	Minn. St. Mankato	81
68	Felician	73
79	Nyack	67
59	Goldey-Beacom	56
63	Caldwell	59
85	Wilmington (Del.)	77
42	Stonehill	60
78	Bloomfield	81
65	Mercy	55
54	Queens (N.Y.)	59
60	Phila. Sciences	49
65	Holy Family	51
57	Philadelphia U.	77
66	Queens (N.Y.)	57
58	Goldey-Beacom	60
54	Post	89
68	Felician	73
87	Wilmington (Del.)	69
93	Bloomfield	83
56	Caldwell	63
56	Nyack	68
75	Phila. Sciences	68
84	Southern Conn. St.	69
57	Holy Family	71
73	Post	74
51	Philadelphia U.	36
67	Philadelphia U.	71

Nickname: Chargers
 Colors: Black & Red
 Arena: Hennessy Center
 Capacity: 1,000; Year Built: 1990
 AD: Joseph S. Clinton
 SID: Kelly-Ann Di Giulio

DOWLING

Oakdale, NY 11769 II

Coach: Stephen Hayn, Stony Brook 1991

2006-07 RESULTS (6-21)

65	American Int'l	68
60	Cheyney †	55
77	Bowie St.	89
49	Merrimack	71
66	Molloy	61
65	Bloomfield †	68
54	Caldwell	65
51	C.W. Post	86
44	Concordia (N.Y.)	58
79	Stonehill	91
64	Mercy	65
67	St. Thomas Aquinas	54
72	New Haven	64
55	Adelphi	72
52	NYIT	64
62	Queens (N.Y.)	85
42	Bridgeport	69
66	Molloy	71
57	Mercy	44
64	C.W. Post	82
63	Concordia (N.Y.)	51
61	St. Thomas Aquinas	68
64	New Haven	78
44	Adelphi	65
60	NYIT	68
77	Queens (N.Y.)	97
55	Bridgeport	76

Nickname: Golden Lions
 Colors: Navy & Vegas Gold
 Arena: Lasalle Center
 Capacity: 1,500
 AD: Rick Cole Jr.
 SID: Melissa Perry

DRAKE

Des Moines, IA 50311-4505 I

Coach: Tom Davis, Wis.-Platteville 1960

2006-07 RESULTS (17-15)

78	Southeast Mo. St. †	51
74	Utah St. †	92
75	Troy †	80
104	Waldorf	51
80	Iowa St.	78
102	Troy	90
87	Ga. Southern	75
76	UC Irvine	73
75	Iowa	59
70	Toledo †	52
71	Jackson St. †	70
57	Evansville	78
73	Indiana St.	84
54	Southern Ill.	59
86	Bradley	89
56	Creighton	79
70	Illinois St.	66
62	Southern Ill.	72
74	Indiana St.	68
65	Illinois St.	80
77	Wichita St.	82
74	UNI	61
82	Missouri St.	87
62	Creighton	67
67	UNI	59
85	Bradley	100
62	Wichita St.	58
84	Milwaukee	76
82	Evansville	79
74	Missouri St.	92
101	Evansville †	96
59	Southern Ill. †	71

Nickname: Bulldogs
 Colors: Blue & White
 Arena: Drake Knapp Center
 Capacity: 7,002; Year Built: 1992
 AD: Sandy Hatfield Clubb
 SID: Mike Mahon

DREW

Madison, NJ 07940 III

Coach: Walter Townes, Clark (Mass.) 1984

2006-07 RESULTS (9-15)

72	Hunter	67
37	Wm. Paterson	55
55	Muhlenberg	54
62	FDU-Florham	69
53	Lycoming	65
58	Vassar	63
50	Ursinus	53
70	Ferrum †	65
48	Roanoke	60
50	Moravian	87
67	Salisbury †	54
71	Delaware Valley	47
34	Scranton	55
62	DeSales	67
58	Wilkes	49
57	Staten Island	52
55	King's (Pa.)	62
51	Scranton	65
56	DeSales	53
69	Lycoming	49
54	Delaware Valley	59
40	King's (Pa.)	80
39	FDU-Florham	53
50	Wilkes	62

Nickname: Rangers
 Colors: Green & Blue
 Arena: Baldwin Gym
 Capacity: 800; Year Built: 1958
 AD: Connie Zotos
 SID: Jennifer Brauner

DREXEL

Philadelphia, PA 19104 I

Coach: Bruiser Flint, St. Joseph's 1987

2006-07 RESULTS (23-9)

73	Fla. Gulf Coast	37
59	Vermont	46
49	Penn	68
81	Rider	89
57	Toledo	52
72	St. Joseph's	56
80	Fairleigh Dickinson	58
81	Villanova	76
84	Syracuse	79
69	Temple	54
61	George Mason	49
61	Georgia St.	55
69	UNC Wilmington	55
65	James Madison	54
53	Hofstra	55
57	Old Dominion	84
67	Northeastern	41
69	Delaware	61
66	UNC Wilmington	50
68	VCU	75
68	Northeastern	59
52	Old Dominion	62
66	Towson	56
95	Hofstra	87
77	Delaware	62
47	William & Mary	60
64	Creighton	58
64	William & Mary	57
77	Towson	68
64	Northeastern †	50
56	VCU †	63
56	North Carolina St.	63

Nickname: Dragons
 Colors: Navy Blue & Gold
 Arena: Daskalakis Athletic Center
 Capacity: 2,500; Year Built: 1975
 AD: Eric A. Zillmer
 SID: Mike Tuberosa

DRURY

Springfield, MO 65802 II

Coach: Steve Hesser, Oklahoma St. 1980

2006-07 RESULTS (21-9)

96	St. Mary (Kan.)	58
80	Southwest Baptist	79
66	Hannibal-La Grange	32
81	St. Gregory's	73
80	Lewis	83
84	Wis.-Parksides	75
86	Mo.-St. Louis	51
80	Mo.-Rolla	66
85	Harding	82
61	Hillsdale †	71
81	Wingate †	67
83	Missouri Valley	63
53	Ky. Wesleyan	62
70	Southern Ind.	89
81	St. Joseph's (Ind.)	69
66	Indianapolis	77
70	Rockhurst	78
60	SIU Edwardsville	57
74	Quincy	78
78	Northern Ky.	69
81	Bellarmine	67
79	SIU Edwardsville	71
76	Quincy	69
91	Mo.-St. Louis	87
86	Mo.-Rolla	82
69	Rockhurst	60
77	Southern Ind.	72
88	Wis.-Parksides †	75
62	Northern Ky. †	69
68	Northern Ky. †	73

Nickname: Panthers
 Colors: Scarlet & Gray
 Arena: Weiser Gymnasium
 Capacity: 2,250; Year Built: 1948

AD: Edsel Matthews
 SID: Scott Puryear

DUBUQUE

Dubuque, IA 52001 III

Coach: Marty McDermott, North Dakota 1993

2006-07 RESULTS (11-14)

81	Caltech	40
59	Claremont-M-S	61
89	West Coast Baptist	72
61	Wis.-Platteville †	66
88	Clarke	59
84	Martin Luther	72
70	Mt. Mercy	76
61	Coe	80
101	Faith Bapt. Bible	74
81	Simpson	68
73	Clarke	66
81	Central (Iowa)	58
58	Luther	62
73	Cornell College	84
73	Loras	88
82	Buena Vista	91
74	Wartburg	65
56	Coe	71
74	Cornell College	63
63	Wartburg	69
67	Luther	52
64	Loras	71
62	Central (Iowa)	68
90	Buena Vista	98
58	Simpson	84

Nickname: Spartans
 Colors: Blue & White
 Arena: McCormick Gym
 Capacity: 1,500; Year Built: 1916
 AD: Dan Runkle
 SID: Paul Misner

DUKE

Durham, NC 27708-0555 I

Coach: Mike Krzyzewski, Army 1969

2006-07 RESULTS (22-11)

86	Columbia	43
72	Ga. Southern	48
75	UNC Greensboro	48
71	Air Force †	56
62	Marquette †	73
75	Davidson	47
54	Indiana	51
61	Georgetown	52
57	Holy Cross	45
69	George Mason	53
79	Kent St.	72
61	Gonzaga †	54
70	San Jose St.	51
73	Temple	55
67	Virginia Tech	69
63	Georgia Tech	74
85	Miami (Fla.)	63
62	Wake Forest	40
79	North Carolina St.	56
68	Clemson	66
75	Boston College	61
66	Virginia	68
67	Florida St.	68
73	North Carolina	79
60	Maryland	72
78	Boston College	70
71	Georgia Tech	62
71	Clemson	66
67	St. John's (N.Y.)	50
77	Maryland	85
72	North Carolina	86
80	North Carolina St. †	85
77	VCU †	79

Nickname: Blue Devils
 Colors: Royal Blue & White
 Arena: Cameron Indoor Stadium
 Capacity: 9,314; Year Built: 1939

AD: Joe Alleva
SID: Jon Jackson

DUQUESNE

Pittsburgh, PA 15282..... I

Coach: Ron Everhart, Virginia Tech 1985

2006-07 RESULTS (10-19)

81	Youngstown St.	75
77	UNC Asheville	76
82	Northern Ill.	87
53	Oakland	67
74	Northern Ill.	85
72	Robert Morris	73
56	Pittsburgh	73
54	West Virginia	85
74	Niagara	78
72	St. Francis (Pa.)	71
98	Boston College	93
41	St. Joseph's	89
73	St. Louis	63
63	La Salle	79
59	Fordham	71
87	Massachusetts	101
93	Dayton	89
96	Temple	92
93	Xavier	91
111	St. Bonaventure	92
111	La Salle	105
87	Rhode Island	111
66	Richmond	69
83	Fordham	86
90	Charlotte	99
94	St. Bonaventure	97
74	Akron	87
80	George Washington	88
77	St. Louis †	78

Nickname: Dukes
Colors: Red & Blue
Arena: A.J. Palumbo Center
Capacity: 5,358; Year Built: 1988
AD: Greg Amodio
SID: Dave Saba

EARLHAM

Richmond, IN 47374..... III

Coach: Jeff Justus, Rose-Hulman 1978

2006-07 RESULTS (8-18)

80	DePauw †	85
57	Coast Guard †	70
68	Bluffton	81
56	Manchester	72
62	Wooster	84
69	Kenyon	60
70	Rose-Hulman	62
71	Franklin	66
74	Anderson (Ind.)	84
59	Muskingum †	61
60	Wash. & Jeff	62
56	Allegheny	55
65	Hiram	67
60	Wittenberg	71
68	Ohio Wesleyan	65
57	Wabash	73
76	Oberlin	59
80	Denison	60
51	Wooster	64
40	Wittenberg	87
47	Kenyon	53
72	Wabash	70
70	Ohio Wesleyan	82
73	Denison	74
76	Oberlin	79
76	Wooster	94

Nickname: Quakers
Colors: Maroon & White
Arena: Schuckman Court
Capacity: 1,800; Year Built: 1999
AD: Frank Carr
SID: Donald Tincher

EAST CARO.

Greenville, NC 27858-4353..... I

Coach: Ricky Stokes, Virginia 1984

2006-07 RESULTS (6-24)

86	Morgan St.	67
67	Richmond	71
72	UNC Greensboro	64
80	Limestone	54
68	N.C. Central	47
56	Liberty	64
44	UNC Wilmington	59
52	South Fla.	65
70	Morgan St.	76
50	Winthrop	69
57	North Carolina St.	64
65	Wake Forest	81
68	Chowan	50
49	Tulsa	67
47	Rice	64
56	Tulane	65
44	Memphis	61
72	Southern Miss.	83
42	UAB	58
52	Marshall	56
74	Rice	83
49	UCF	67
59	Houston	83
42	Southern Miss.	80
42	SMU	65
51	Marshall	54
79	UTEP	78
72	Tulane	88
64	UCF	77
50	Tulsa †	65

Nickname: Pirates
Colors: Purple & Gold
Arena: Williams Arena at Minges
Capacity: 8,000; Year Built: 1967
AD: Terry Holland
SID: Jody Jones

EAST CENTRAL

Ada, OK 74820..... II

Coach: Terry Shannon, Southeastern Okla. 1989

2006-07 RESULTS (10-16)

69	Dallas Baptist	60
81	Southwestern Christ.	82
55	Tarleton St.	63
73	Tex. A&M-Kingsville	76
61	Midwestern St.	64
89	Southwestern Christ.	71
71	St. Edward's	67
79	Rhema	61
82	Dallas Baptist	47
84	Paul Quinn	69
90	Huston-Tillotson †	55
57	Abilene Christian	62
69	Angelo St.	59
62	Eastern N.M.	72
72	Southwestern Okla.	88
66	Cameron	71
60	Southeastern Okla.	74
74	Tex. A&M-Commerce	71
64	Northeastern St.	75
64	Central Okla.	73
102	Southwestern Okla.	101
77	Cameron	79
78	Southeastern Okla.	83
64	Tex. A&M-Commerce	78
56	Northeastern St.	70
68	Central Okla.	89

Nickname: Tigers
Colors: Orange & Black
Arena: Kerr Activities Center
Capacity: 4,000; Year Built: 1973
AD: Brian DeAngelis
SID: Brian Johnson

EAST STROUDSBURG

East Stroudsburg, PA 18301..... II

Coach: Jeff Wilson, East Stroudsburg 1986

2006-07 RESULTS (18-10)

74	California (Pa.) †	80
81	Columbia Union †	65
83	Lock Haven	77
54	Shippensburg	46
90	Penn St.-Harrisburg	38
62	Pitt.-Johnstown	69
86	Penn St.-Hazleton	46
82	Edinboro	72
68	Slippery Rock	54
98	Phila. Sciences	94
83	Clarion	78
71	Indiana (Pa.)	59
83	California (Pa.)	94
66	Cheyney	81
78	West Chester	77
75	Bloomsburg	77
65	Millersville	83
76	Mansfield	58
69	Kutztown	74
117	Penn St.-Schuylkill	56
106	Briar Cliff (Iowa)	61
60	Cheyney	56
79	West Chester	67
69	Bloomsburg	71
79	Millersville	80
87	Mansfield	79
74	Kutztown	72
59	Millersville	63

Nickname: Warriors
Colors: Red & Black
Arena: Koehler Fieldhouse
Capacity: 2,650; Year Built: 1967
AD: Thomas Groglio
SID: Ryan Yanoshak

EAST TENN. ST.

Johnson City, TN 37614..... I

Coach: Murry Bartow, UAB 1985

2006-07 RESULTS (24-10)

90	Virginia-Wise	43
53	Eastern Ky.	70
71	Chattanooga	70
58	Auburn	64
56	Morehead St.	77
61	Sam Houston St. †	72
66	Southern U. †	52
76	Mercer	70
75	Stetson	61
62	Vanderbilt	104
73	Milligan	47
73	UNC Asheville	65
71	Radford	51
88	Tennessee	93
74	Belmont	75
75	Lipscomb	72
66	Gardner-Webb	63
100	Campbell	76
77	North Fla.	58
71	Jacksonville	59
78	Kennesaw St.	66
80	Belmont	70
71	Lipscomb	66
63	Gardner-Webb	61
87	Campbell	57
66	Jacksonville	74
56	North Fla.	51
75	Kennesaw St.	71
84	Stetson	49
112	Mercer	89
77	Stetson	61
77	Lipscomb	72
67	Belmont	94
57	Clemson	64

Nickname: Buccaneers
Colors: Navy Blue & Old Gold
Arena: Memorial Center
Capacity: 5,780; Year Built: 1977

AD: Dave Mullins
SID: Michael White

EAST TEX. BAPTIST

Marshall, TX 75670-1498..... III

Coach: Bert West, East Tex. Baptist 1973

2006-07 RESULTS (7-18)

58	Wiley	73
78	Jarvis Christian	83
85	LSU-Shreveport	89
63	Hardin-Simmons	86
50	Jarvis Christian	78
79	Howard Payne	70
62	Sul Ross St.	70
62	LeTourneau	72
78	Belhaven	82
100	Concordia (Tex.)	92
50	Mary Hardin-Baylor	73
70	McMurry	69
78	Schreiner	83
50	Texas Lutheran	66
73	LeTourneau	84
79	Ozarks (Ark.)	64
81	Texas-Dallas	77
62	Texas-Tyler	66
63	Louisiana Col.	71
46	Mississippi Col.	66
80	Louisiana Col.	77
32	Mississippi Col.	61
76	Texas-Dallas	85
85	Texas-Tyler	83
60	Ozarks (Ark.)	84

Nickname: Tigers
Colors: Navy & Gold
Arena: Ornelas Gymnasium
Capacity: 1,700; Year Built: 1995
AD: Kent Reeves
SID: David Weaver

EASTERN

St. Davids, PA 19087-3696..... III

Coach: Matt Nadelhoffer, Wheaton (Ill.) 1998

2006-07 RESULTS (16-11)

67	Whitworth †	95
71	Franklin †	94
87	Lancaster Bible	78
61	Gwynedd-Mercy	77
68	Arcadia	47
55	Misericordia	51
79	Neumann	73
76	Widener	70
77	Delaware Valley	70
76	Wesley	81
60	Cabrini	48
59	Arcadia	64
74	Marywood	72
60	Immaculata	73
75	Wesley	78
65	Gwynedd-Mercy	59
60	Misericordia	43
49	Alvernia	70
71	Marywood	51
82	Neumann	68
79	Valley Forge Chrst.	66
66	Rutgers-Camden	53
66	Cabrini	54
57	Immaculata	76
74	Alvernia	84
77	Neumann	67
48	Alvernia	71

Nickname: Eagles
Colors: Maroon & White
Arena: Eastern University Gymnasium
Capacity: 800; Year Built: 1958
AD: Brian Gutelius
SID: Mark Birtwistle

EASTERN CONN. ST.

Willimantic, CT 06226 III

Coach: Bill Geitner, Hamilton 1987

2006-07 RESULTS (15-11)

75 Mt. St. Vincent	69
74 Elms	92
55 Trinity (Conn.)	72
63 Connecticut Col.	60
85 Wesleyan (Conn.)	75
60 Mass.-Boston	57
74 Southern Me.	70
93 Purchase St.	66
72 Medaille †	44
54 Embry-Riddle	66
79 Rhode Island Col.	87
72 Mass.-Dartmouth	61
51 Plymouth St.	52
73 Keene St.	71
114 Mass.-Boston	115
52 Western Conn. St.	63
73 Southern Me.	72
85 Green Mountain	59
62 Rhode Island Col.	84
71 Keene St.	79
78 Old Westbury	64
60 Mass.-Dartmouth	70
79 Western Conn. St.	63
85 Mitchell	69
87 Plymouth St.	80
64 Mass.-Dartmouth	73

Nickname: Warriors
 Colors: Navy & Burgundy
 Arena: Geissler Gymnasium
 Capacity: 3,000; Year Built: 1974
 AD: Joyce S. Wong
 SID: Bob Molta

EASTERN ILL.

Charleston, IL 61920-3099 I

Coach: Mike Miller, Tex. A&M-Commerce 1987

2006-07 RESULTS (10-20)

60 La.-Monroe †	70
55 UC Riverside †	64
54 Iowa St.	56
64 Ind.-South Bend	49
41 DePaul	71
63 Green Bay	61
50 Murray St.	53
73 Arkansas St.	70
74 Tennessee Tech	69
56 Tennessee St.	59
57 Eastern Ky.	73
63 Morehead St.	71
76 Western Ill.	56
51 Eastern Mich.	63
62 Murray St.	73
65 Southeast Mo. St.	80
76 Austin Peay	81
43 Tenn.-Martin	67
62 Eastern Ky.	63
64 Tennessee Tech	76
58 Tennessee St.	61
65 Morehead St.	62
73 Jacksonville St.	59
48 Samford	53
71 Austin Peay	98
74 Tenn.-Martin	59
77 Southeast Mo. St.	69
43 Loyola (Ill.)	66
69 Jacksonville St.	65
45 Samford	71

Nickname: Panthers
 Colors: Blue & Gray
 Arena: Lantz Arena
 Capacity: 5,300; Year Built: 1966
 AD: Richard A. McDuffie
 SID: Rich Moser

EASTERN KY.

Richmond, KY 40475-3101 I

Coach: Jeff Neubauer, La Salle 1993

2006-07 RESULTS (21-12)

63 Asbury	46
70 East Tenn. St.	53
45 Ohio St.	74
63 Kenyon	52
73 UNC Asheville	54
70 James Madison	66
55 Western Ky.	78
72 Murray St.	66
57 Austin Peay	59
73 Eastern Ill.	57
82 Tenn.-Martin	69
65 Kentucky	78
74 Southeast Mo. St.	88
53 Tennessee Tech	75
73 Morehead St.	65
63 Eastern Ill.	62
56 Jacksonville St.	66
46 Samford	55
62 Tennessee St.	63
94 Tenn.-Martin	57
69 Morehead St.	61
92 Tennessee Tech	90
64 Murray St.	62
66 Southeast Mo. St.	61
46 Samford	38
63 Jacksonville St.	51
61 Youngstown St.	66
68 Austin Peay	77
65 Tennessee St.	53
63 Morehead St.	45
57 Tennessee Tech †	54
63 Austin Peay †	62
65 North Carolina †	86

Nickname: Colonels
 Colors: Maroon & White
 Arena: McBrayer Arena
 Capacity: 6,500; Year Built: 1963
 AD: Mark S. Sandy
 SID: Michael Clark

EAST. MENNONITE

Harrisonburg, VA 22802 III

Coach: Kirby Dean, East. Mennonite 1992

2006-07 RESULTS (7-17)

88 Lancaster Bible	71
77 Southern Va.	73
81 Shenandoah	83
73 Ferrum	67
68 Greensboro †	76
95 Valley Forge Chrst. †	83
77 Wash. & Lee	81
80 Randolph-Macon	77
77 Bridgewater (Va.)	90
76 Lynchburg	87
55 Hampden-Sydney	78
58 Roanoke	78
56 Va. Wesleyan	85
109 Emory & Henry	121
69 Guilford	79
62 Wash. & Lee	86
87 Lynchburg	83
67 Hampden-Sydney	74
69 Bridgewater (Va.)	60
60 Va. Wesleyan	87
95 Emory & Henry	108
75 Guilford	84
48 Randolph-Macon	73
65 Roanoke	79

Nickname: Royals
 Colors: Royal Blue & White
 Arena: University Gym
 Capacity: 1,800; Year Built: 1999
 AD: David King
 SID: Mike Zucconi

EASTERN MICH.

Ypsilanti, MI 48197 I

Coach: Charles Ramsey, Eastern Mich. 1992

2006-07 RESULTS (13-19)

77 Davidson †	81
76 Central Conn. St. †	69
51 Michigan	80
62 Marquette	95
52 Detroit	72
54 Oakland	66
76 San Diego †	78
61 Chicago St. †	72
71 Northern Colo.	61
48 Tulsa	66
63 Eastern Ill.	51
62 IPFW	61
74 North Dakota St.	66
68 Central Mich.	74
63 Northern Ill.	62
56 Ball St.	52
56 Toledo	66
80 Western Mich.	84
61 Ohio	67
89 Buffalo	76
60 Akron	70
46 Kent St.	82
64 Miami (Ohio)	74
65 Bowling Green	63
56 Toledo	68
65 Manhattan	51
61 Western Mich.	80
61 Ball St.	51
87 Central Mich.	83
69 Northern Ill.	76
51 Ball St. †	48
54 Toledo †	62

Nickname: Eagles
 Colors: Green & White
 Arena: Convocation Center
 Capacity: 8,824; Year Built: 1998
 AD: Derrick L. Gragg
 SID: Jim Streeter

EASTERN NAZARENE

Quincy, MA 02170-2999 III

Coach: Jon Yeh, Taylor-Ft. Wayne 1996

2006-07 RESULTS (2-23)

65 Keene St.	103
75 Marymount (Va.) †	66
59 Lyles	84
70 Mount Ida	74
73 Framingham St.	80
41 New England	46
70 Mitchell	72
61 Emerson	83
46 Connecticut Col.	57
55 Anna Maria	59
47 Roger Williams	84
82 New England Col.	91
53 Newbury	58
62 Anna Maria	66
58 Gordon	72
52 Nichols	70
71 Curry	79
58 Nichols	71
63 Salve Regina	81
66 Colby-Sawyer	72
78 Endicott	102
71 Roger Williams	63
75 Curry	84
57 Salve Regina	76
87 Wentworth Inst.	76

Nickname: Crusaders
 Colors: Red & White
 Arena: Lahue Center
 Capacity: 1,600; Year Built: 1973
 AD: Nancy Detwiler
 SID: Thomas Newell

EASTERN N.M.

Portales, NM 88130 II

Coach: Shawn Scanlan, Kansas 1978

2006-07 RESULTS (12-14)

64 Western St.	66
55 Washburn	63
81 N.M. Highlands	71
78 Tabor †	56
65 Central Mo.	92
65 Southwestern Okla.	80
90 Cameron	81
81 Okla. Panhandle	53
68 Tex. A&M-Commerce	77
90 N.M. Highlands	63
64 Lubbock Chrst.	73
58 Northeastern St.	63
78 Central Okla.	87
72 East Central	62
86 Abilene Christian	82
94 Angelo St.	78
86 Midwestern St.	81
72 Tarleton St.	77
72 West Tex. A&M	87
84 Tex. A&M-Kingsville	85
79 West Tex. A&M	91
76 Tex. A&M-Kingsville	78
89 Abilene Christian	76
68 Angelo St.	65
62 Midwestern St.	77
77 Tarleton St.	74

Nickname: Greyhounds
 Colors: Green & Silver
 Arena: Greyhound Arena
 Capacity: 4,800; Year Built: 1967
 AD: Michael Maguire
 SID: Adam Pitterman

EASTERN WASH.

Cheney, WA 99004 I

Coach: Mike Burns, Central Wash. 1997

2006-07 RESULTS (15-14)

75 Gonzaga	90
79 UNLV	82
85 Lewis-Clark St.	70
106 Evergreen St.	65
83 Washington	90
110 Cal St. Fullerton	100
90 Eastern Ore.	81
98 Cal St. Northridge	102
87 Portland	66
68 Santa Clara	91
74 Oregon	100
85 Idaho	56
79 Montana St.	82
74 Montana	71
88 Northern Colo.	87
101 Northern Ariz.	109
65 Idaho St.	78
88 Portland St.	70
80 Northern Ariz.	91
91 Northern Colo.	79
100 Sacramento St.	85
84 Weber St.	93
67 Montana St.	84
78 Montana	85
89 Weber St.	74
86 Portland St.	92
71 UC Santa Barbara	70
82 Idaho St.	79
80 Sacramento St.	72

Nickname: Eagles
 Colors: Red & White
 Arena: Reese Court
 Capacity: 6,000; Year Built: 1975
 AD: Michael Westfall
 SID: Dave Cook

ECKERD

St. Petersburg, FL 33711 II

Coach: Tom Ryan, Eckerd 1987

2006-07 RESULTS (27-6)

90	West Ga. †	87
76	Goldy-Beacom †	64
62	Fla. Memorial	56
83	P.R.-Mayaguez	60
75	P.R.-Bayamon	67
58	Florida Tech	56
62	Palm Beach Atl.	59
101	Fla. Christian	59
59	Armstrong Atlantic	60
80	Francis Marion †	66
75	Fayetteville St.	63
52	Barry	55
59	Lynn	67
80	St. Leo	75
76	Nova Southeastern	61
88	Palm Beach Atl.	60
66	Rollins	73
74	Tampa	53
73	Fla. Southern	65
66	St. Leo	52
47	Barry	62
70	Lynn	62
73	Florida Tech	61
81	Nova Southeastern	57
62	Rollins	57
96	Tampa	54
85	Fla. Southern	72
76	St. Leo †	45
63	Barry †	59
67	Rollins †	52
66	Benedict †	56
85	Rollins †	76
61	Montevallo	64

Nickname: Tritons
 Colors: Navy, Teal, White & Black
 Arena: McArthur Center
 Capacity: 1,300; Year Built: 1970
 AD: Bob Fortosis
 SID: Evan Ortiz

EDGEWOOD

Madison, WI 53711-1998 III

Coach: Todd Adrian, Kansas 1995

2006-07 RESULTS (18-8)

80	Maranatha Baptist	55
56	Wis.-Oshkosh	82
61	Lake Forest	62
59	Dominican (Ill.)	61
77	Marian (Wis.)	67
47	Wis.-Stevens Point	69
68	Aurora	65
72	Colorado Col. †	57
72	Baldwin-Wallace †	64
50	Simpson †	69
68	Lakeland	64
70	Concordia (Ill.)	54
69	Rockford	50
78	Concordia (Wis.)	65
62	Benedictine (Ill.)	49
65	Maranatha Baptist	37
96	Wis. Lutheran	90
57	Marian (Wis.)	60
77	Dominican (Ill.)	76
62	Aurora	90
81	Concordia (Ill.)	68
83	Concordia (Wis.)	55
64	Benedictine (Ill.)	58
71	Rockford	59
73	Dominican (Ill.)	62
69	Aurora	85

Nickname: Eagles
 Colors: Black, Red & White
 Arena: Todd Wehr Edgedome
 Capacity: 1,000; Year Built: 1961
 AD: Al Brisack
 SID: Luke LeNoble

EDINBORO

Edinboro, PA 16444-0001 II

Coach: Greg Walcavich, Rutgers 1973

2006-07 RESULTS (19-10)

57	West Va. Wesleyan	61
79	Penn St.-McKeesport	51
67	Gannon	60
70	Penn St.-New Kens.	26
78	Millersville	82
75	West Chester	67
63	Mercyhurst	57
77	Charleston (W.V.)	75
72	East Stroudsburg	82
75	Kutztown	62
84	Alderson-Broadus	67
41	Cheyney	57
76	Shippensburg	51
66	Mansfield	80
73	Bloomsburg	63
87	Slippery Rock	59
63	Indiana (Pa.)	51
85	Franciscan	53
58	Lock Haven	61
67	Clarion	75
49	California (Pa.)	48
54	Shippensburg	69
76	Slippery Rock	64
76	Indiana (Pa.)	46
92	Lock Haven	73
81	Clarion	58
59	California (Pa.)	73
67	Shippensburg	60
55	Millersville †	65

Nickname: Fighting Scots
 Colors: Red & White
 Arena: McComb Fieldhouse
 Capacity: 4,000; Year Built: 1970
 AD: Bruce R. Baumgartner
 SID: Bob Shreve

ELIZABETH CITY ST.

Elizabeth City, NC 27909 II

Coach: Shawn Walker, Elizabeth City St. 1994

2006-07 RESULTS (16-16)

82	Barton	83
81	Kentucky St.	87
55	Claffin	59
78	Johnson C. Smith	70
73	Livingstone	61
87	Glenville St.	79
93	N.C. Central	66
67	Johnson C. Smith	76
89	Fairmont St. †	87
93	Glenville St.	87
99	Shaw	78
53	Livingstone	55
74	St. Augustine's	84
87	Virginia St.	94
73	Fayetteville St.	82
66	Chowan	56
91	St. Paul's	82
70	Virginia Union	73
101	Bowie St.	109
70	Fayetteville St.	71
73	Shaw	66
111	St. Paul's	103
71	N.C. Central	77
72	St. Augustine's	78
76	Virginia St.	83
77	Bowie St.	74
94	Virginia Union	95
71	Livingstone †	54
57	Virginia St. †	55
59	Bowie St. †	54
63	Virginia Union †	60
53	Augusta St.	79

Nickname: Vikings
 Colors: Royal Blue & White
 Arena: R.L. Vaughan Center
 Capacity: 5,000; Year Built: 1976
 AD: Thurlis J. Little Jr.
 SID: April Emory

ELIZABETHTOWN

Elizabethtown, PA 17022-2298... III

Coach: Robert Schlosser, East Stroudsburg 1977

2006-07 RESULTS (9-15)

84	Penn St.-Harrisburg	23
60	Ohio Northern	76
74	Lycoming	77
69	Neumann	72
84	Susquehanna	79
73	Lebanon Valley	79
59	Millersville	96
84	King's (Pa.)	71
75	Rutgers-Camden	70
70	Gettysburg	64
87	Rutgers-Newark †	73
42	Catholic	61
44	Messiah	53
78	Albright	81
68	Juniata	74
74	Moravian	82
65	Widener	70
73	Albright	81
84	Susquehanna	74
67	Lebanon Valley	62
51	Juniata	63
53	Widener	69
59	Messiah	70
88	Moravian	69

Nickname: Blue Jays
 Colors: Blue & Grey
 Arena: Thompson Gymnasium
 Capacity: 2,200; Year Built: 1969
 AD: Nancy J. Latimore
 SID: Ian Showalter

ELMHURST

Elmhurst, IL 60126-3296 III

Coach: Mark Scherer, Eureka 1983

2006-07 RESULTS (21-6)

71	Simpson	82
56	St. Norbert	54
78	Rockford	59
87	Illinois Tech	77
55	Wis.-Oshkosh	52
74	Alma	66
84	Kalamazoo	57
98	Wis.-Whitewater	91
79	Gwynedd-Mercy †	62
76	Albion †	46
70	Beloit	55
82	Augustana (Ill.)	71
72	Carthage	62
76	Ill. Wesleyan	57
79	North Park	76
74	Wheaton (Ill.)	77
98	North Central (Ill.)	84
74	Augustana (Ill.)	86
85	Millikin	89
84	Ill. Wesleyan	69
81	Carthage	59
83	North Park	80
74	North Central (Ill.)	89
80	Wheaton (Ill.)	74
79	Millikin	63
85	Wheaton (Ill.) †	82
70	Augustana (Ill.)	78

Nickname: Bluejays
 Colors: Blue & White
 Arena: R.A. Fagan Hall
 Capacity: 1,800; Year Built: 1983
 AD: Paul Krohn
 SID: Kevin Juday

ELMIRA

Elmira, NY 14901 III

Coach: Chris Connolly, Hartwick 1996

2006-07 RESULTS (2-23)

50	Penn St.-Behrend	65
76	D'Youville	37
56	Cortland St.	99
70	Pitt.-Bradford	80
67	St. Lawrence	91
53	Clarkson	60
34	Colgate	82
55	Lycoming	60
57	Ferrum	72
55	Geneseo St.	76
61	Ithaca	85
64	Utica	83
74	Hartwick	62
66	Hobart	68
70	Rochester Inst.	82
60	Nazareth	68
61	St. John Fisher	91
58	Alfred	73
53	Hartwick	73
49	Utica	72
55	Alfred	62
60	St. John Fisher	86
68	Ithaca	86
56	Nazareth	71
63	Rochester Inst.	73

Nickname: Soaring Eagles
 Colors: Purple & Gold
 Arena: Speidel Gymnasium
 Capacity: 1,000; Year Built: 1995
 AD: Patricia A. Thompson
 SID: Matt Donohue

ELMS

Chicopee, MA 01013-2839 III

Coach: Ed Silva, Eastern Conn. St.

2006-07 RESULTS (20-9)

99	Mitchell †	81
92	Eastern Conn. St.	74
75	Westfield St.	84
65	WPI	83
73	Hartwick	68
59	Brandeis	74
76	Husson	85
77	Maine Maritime	59
56	Bates †	73
91	Mt. St. Vincent †	78
109	Lesley	73
78	Me.-Farmington	57
78	Thomas (Me.)	60
69	Amherst	103
94	Becker	75
75	Worcester St.	53
87	Lasell	83
92	Castleton	79
109	Johnson St.	81
79	Mount Ida	78
88	Becker	69
115	Lasell	107
82	Lesley	94
88	Johnson St.	75
94	Castleton	102
88	Mount Ida	76
68	Lasell	64
81	Husson	69
79	St. Lawrence	85

Nickname: Blazers
 Colors: Green & Gold
 Arena: Picknelly Arena
 Capacity: 481; Year Built: 1994
 AD: Louise McCleary
 SID: Justin Mokerzecki

ELON

Elon, NC 27244-2010..... I

Coach: Ernie Nestor, Alderson-Broadbudds 1968

2006-07 RESULTS (7-23)

49	Georgia Tech.....	83
85	Montreat.....	72
48	Wake Forest.....	73
70	Vanderbilt.....	81
49	VCU.....	91
61	Davidson.....	86
48	High Point.....	62
63	Notre Dame.....	94
79	Wofford.....	69
64	New Hampshire †.....	65
75	Shawnee St.....	53
50	Citadel.....	53
64	Penn.....	66
68	UNC Greensboro.....	72
64	Appalachian St.....	63
56	Chattanooga.....	66
45	Col. of Charleston.....	67
77	Western Caro.....	64
67	Ga. Southern.....	68
58	Davidson.....	88
64	Wofford.....	71
49	Citadel.....	52
64	Furman.....	69
73	UNC Greensboro.....	86
70	Ga. Southern.....	67
53	Georgia St.....	63
59	Chattanooga.....	62
74	Western Caro.....	65
63	Appalachian St.....	72
65	Western Caro. †.....	69

Nickname: Phoenix
 Colors: Maroon & Gold
 Arena: Alumni Gym
 Capacity: 1,558; Year Built: 1949
 AD: Dave Blank
 SID: Megan Donald

EMERSON

Boston, MA 02116..... III

Coach: Hank Smith, Franklin Pierce

2006-07 RESULTS (16-10)

85	Moravian †.....	81
49	New York U.....	63
70	Babson.....	83
85	Mass.-Boston.....	62
76	Wheaton (Mass.).....	81
91	Southern Vt.....	69
83	Eastern Nazarene.....	61
107	Daniel Webster.....	74
72	MIT.....	79
66	Rivier.....	69
75	Albertus Magnus.....	70
87	Johnson & Wales (RI).....	69
53	Western New Eng.....	51
76	Norwich.....	77
77	Suffolk.....	72
93	Daniel Webster.....	61
84	Emmanuel (Mass.).....	76
78	Rivier.....	81
92	Albertus Magnus.....	67
75	Johnson & Wales (RI).....	72
46	Western New Eng.....	68
76	Norwich.....	65
86	Suffolk.....	67
73	Emmanuel (Mass.).....	68
75	Suffolk.....	80
88	Curry.....	108

Nickname: Lions
 Colors: Royal Purple & Gold
 Arena: Piano Row Gymnasium
 Capacity: 263; Year Built: 2006
 AD: Kristin Parnell
 SID: Roger Crosley

EMMANUEL (MASS.)

Boston, MA 02115..... III

Coach: Jamahl Jackson, New Hampshire

2006-07 RESULTS (12-16)

77	Gwynedd-Mercy.....	80
77	Staten Island.....	83
45	Amherst.....	84
78	Suffolk.....	85
63	Wesleyan (Conn.).....	69
57	Western New Eng.....	61
56	Northwood (Fla.).....	54
44	Olivet Nazarene †.....	63
82	Daniel Webster.....	60
77	Johnson & Wales (RI).....	71
96	Suffolk.....	70
69	Rivier.....	67
62	Salem St.....	68
82	Albertus Magnus.....	59
57	Bates.....	75
67	Western New Eng.....	71
76	Emerson.....	84
83	Daniel Webster.....	61
70	Johnson & Wales (RI).....	78
66	Norwich.....	67
75	Rivier.....	74
67	Norwich.....	68
80	Albertus Magnus.....	59
76	Southern Vt.....	68
68	Emerson.....	73
60	Norwich.....	55
71	Western New Eng.....	62
57	Rivier.....	59

Nickname: Saints
 Colors: Royal Blue & Gold
 Arena: Jean Yawkey Center
 Capacity: 1,440; Year Built: 2004
 AD: Pamela Roecker
 SID: Alexis Mastronardi

EMORY

Atlanta, GA 30322..... III

Coach: Brett Zuver, Lake Superior St. 1991

2006-07 RESULTS (8-17)

71	Mercer.....	89
96	LaGrange.....	93
93	Maryville (Tenn.).....	82
77	Oglethorpe.....	73
78	Sewanee.....	61
77	LaGrange.....	91
91	Sewanee.....	62
52	Maryville (Tenn.).....	92
62	Hood †.....	59
57	Wash. & Lee.....	69
76	Case Reserve.....	67
75	Chicago.....	99
73	Washington-St. Louis.....	78
50	New York U.....	69
50	Brandeis.....	74
70	Carnegie Mellon.....	71
75	Rochester (N.Y.).....	84
65	Rochester (N.Y.).....	81
94	Carnegie Mellon.....	83
73	Oglethorpe.....	90
62	Washington-St. Louis.....	74
71	Chicago.....	89
67	Brandeis.....	76
66	New York U.....	69
83	Case Reserve.....	84

Nickname: Eagles
 Colors: Blue & Gold
 Arena: Woodruff PE Center
 Capacity: 2,000; Year Built: 1983
 AD: Tim Downes
 SID: John Arenberg

EMORY & HENRY

Emory, VA 24327-0947..... III

Coach: Bob Johnson, Dickinson 1968

2006-07 RESULTS (14-11)

83	Mount Union †.....	103
129	Cabrini †.....	112
120	Virginia-Wise.....	101
110	Huntingdon.....	65
112	John Carroll.....	119
105	Virginia-Wise.....	84
102	Hampden-Sydney.....	113
101	Roanoke.....	92
141	Lynchburg.....	98
84	Va. Wesleyan.....	128
113	Randolph-Macon.....	105
114	Guilford.....	130
96	Wash. & Lee.....	98
121	East. Mennonite.....	109
115	Bridgewater (Va.).....	93
136	Lynchburg.....	107
124	Va. Wesleyan.....	101
102	Randolph-Macon.....	106
107	Roanoke.....	112
108	Hampden-Sydney.....	100
100	Wash. & Lee.....	95
108	East. Mennonite.....	95
96	Bridgewater (Va.).....	106
107	Guilford.....	108
100	Hampden-Sydney †.....	102

Nickname: Wasps
 Colors: Blue & Gold
 Arena: King Health & Physical Ed
 Capacity: 1,300; Year Built: 1970
 AD: Robert J. Johnson
 SID: Nathan Graybeal

EMPORIA ST.

Emporia, KS 66801-5087..... II

Coach: David Moe, Texas Lutheran 1986

2006-07 RESULTS (21-8)

105	Ottawa.....	69
75	Northeastern St.....	70
113	Baker.....	87
70	Northeastern St.....	58
98	Central Okla.....	89
85	Avila.....	79
78	Neb.-Omaha.....	55
86	Fort Hays St.....	71
109	Bethany (Kan.).....	76
83	Friends.....	71
93	Southwest Baptist.....	84
80	Washburn.....	77
86	Pittsburg St.....	77
63	Truman.....	60
105	Mo. Southern St.....	67
88	Mo. Western St.....	76
72	Northwest Mo. St.....	89
76	Fort Hays St.....	73
58	Northwest Mo. St.....	63
89	Mo. Western St.....	79
73	Mo. Southern St.....	72
79	Central Mo.....	88
88	Pittsburg St.....	91
88	Washburn.....	74
78	Central Mo.....	71
78	Truman.....	88
89	Southwest Baptist.....	108
75	Truman †.....	88
66	Southeastern Okla. †.....	79

Nickname: Hornets
 Colors: Old Gold & Black
 Arena: White Auditorium
 Capacity: 5,000; Year Built: 1940
 AD: Kent Weiser
 SID: Don Weast

ENDICOTT

Beverly, MA 01915..... III

Coach: Chris Millette, Boston College 1999

2006-07 RESULTS (16-12)

59	Rhode Island Col. †.....	73
73	Lasell †.....	63
61	Keene St.....	79
53	Bates.....	91
66	MIT.....	74
68	New England.....	55
70	WPI.....	81
64	Wheaton (Mass.).....	67
70	Anna Maria.....	55
74	Bridgewater St.....	72
58	New England.....	51
61	Colby-Sawyer.....	71
69	Gordon.....	73
83	Wentworth Inst.....	68
64	Curry.....	62
71	Wentworth Inst.....	73
83	New England Col.....	64
62	Roger Williams.....	58
102	Eastern Nazarene.....	78
70	Colby-Sawyer.....	61
101	Nichols.....	72
62	Gordon.....	61
70	New England Col.....	82
68	Salve Regina.....	67
67	Nichols.....	57
65	Curry.....	71
68	Lasell †.....	67
57	Western New Eng.....	74

Nickname: Gulls
 Colors: Blue, Kelly Green & White
 Arena: Post Center (MacDonald Gymnasium)
 Capacity: 1,400; Year Built: 1999
 AD: Larry R. Hiser
 SID: Mike Deplacido

ERSKINE

Due West, SC 29639..... II

Coach: Mark Peeler, Sewanee 1984

2006-07 RESULTS (14-15)

83	Montreat.....	76
72	Belmont Abbey.....	75
85	Queens (N.C.).....	86
66	Francis Marion.....	51
67	St. Andrews.....	52
65	Lander.....	63
51	Newberry.....	52
59	Presbyterian.....	64
68	Barton.....	75
79	Coker.....	70
80	Pfeiffer.....	83
60	Mount Olive.....	93
82	Anderson (S.C.).....	80
58	Limestone.....	67
29	Lander.....	62
83	Lees-McRae.....	80
50	Barton.....	68
77	Belmont Abbey.....	59
76	Mount Olive.....	90
53	Anderson (S.C.).....	56
65	Coker.....	57
64	St. Andrews.....	53
75	S.C.-Aiken.....	57
56	Limestone.....	58
55	Queens (N.C.).....	64
66	Lees-McRae.....	57
88	Pfeiffer.....	76
95	Anderson (S.C.).....	75
76	Queens (N.C.).....	85

Nickname: The Flying Fleet
 Colors: Maroon & Gold
 Arena: Galloway PE Center
 Capacity: 2,000; Year Built: 1980
 AD: Mark Peeler
 SID: Tiffany Mast

EUREKA

Eureka, IL 61530-1500..... III

Coach: Jay Bruer, UNC Pembroke 2001

2006-07 RESULTS (16-10)

55	Manchester	62
73	Alma †	62
83	Knox	78
66	North Park	75
68	Millikin	62
81	Blackburn	72
75	Fontbonne	74
65	Dominican (Ill.)	74
75	Maryville (Mo.)	63
73	Lincoln Christian	69
57	Webster	62
67	Westminster (Mo.)	76
62	MacMurray	69
90	Greenville	78
72	Principia	56
75	Fontbonne	59
81	Blackburn	76
71	Lincoln Christian	49
74	Maryville (Mo.)	66
89	MacMurray	106
68	Webster	76
64	Westminster (Mo.)	81
92	Greenville	88
84	Principia	78
95	MacMurray †	81
79	Fontbonne †	88

Nickname: Red Devils
 Colors: Maroon & Gold
 Arena: Reagan Gym
 Capacity: 2,200; Year Built: 1970
 AD: Sandy Schuster
 SID: Brian Sullivan

EVANSVILLE

Evansville, IN 47722 I

Coach: Steve Merfeld, Wis.-La Crosse 1984

2006-07 RESULTS (14-17)

64	Lipscomb	67
69	Miami (Fla.)	74
63	Cleveland St.	49
74	Buffalo	44
65	Southeast Mo. St.	45
75	Tenn.-Martin	57
54	Missouri	73
69	Valparaiso	64
69	Illinois St.	41
80	Lipscomb	73
80	Austin Peay	75
65	Butler	76
78	Drake	87
78	Bradley	55
61	UNI	64
62	Creighton	75
54	Missouri St.	106
56	Wichita St.	69
75	Southern Ill.	68
63	Missouri St.	56
50	Indiana St.	49
61	Wichita St.	66
61	Illinois St.	65
71	UNI	79
74	Creighton	79
76	Indiana St.	61
71	Bradley	72
69	Samford	65
79	Drake	82
69	Southern Ill.	76
96	Drake †	101

Nickname: Purple Aces
 Colors: Purple, White & Orange
 Arena: Roberts Stadium
 Capacity: 12,144; Year Built: 1956
 AD: Bill McGillis
 SID: Bob Boxell

FAIRFIELD

Fairfield, CT 06824..... I

Coach: Ed Cooley, Stonehill 1994

2006-07 RESULTS (13-19)

54	American	59
65	Holy Cross	67
47	St. Joseph's	63
67	Mississippi †	70
49	Connecticut	74
46	Central Ark. †	43
60	Georgetown	73
72	Loyola (Ill.)	83
68	St. Francis (N.Y.)	64
50	Providence	67
52	Boston College	75
54	Manhattan	57
75	Canisius	64
47	Fordham	56
55	Rider	58
54	Manhattan	58
76	Niagara	85
63	Rider	64
83	Iona	76
72	Siena	67
70	Iona	67
66	St. Peter's	58
68	Niagara	56
67	Canisius	63
65	Loyola (Md.)	62
64	Marist	65
67	Loyola (Md.)	59
64	Siena	69
61	William & Mary	45
60	Marist	67
63	St. Peter's	60
72	Loyola (Md.)	76

Nickname: Stags
 Colors: Cardinal Red
 Arena: Arena at Harbor Yard
 Capacity: 9,500; Year Built: 2001
 AD: Eugene Doris
 SID: Jack Jones

FAIRLEIGH DICKINSON

Teaneck, NJ 07666..... I

Coach: Tom Green, Syracuse 1971

2006-07 RESULTS (14-16)

71	Providence	96
76	Seton Hall	71
72	St. Peter's	65
67	Green Bay	76
85	Canisius	83
58	Drexel	80
80	Quinnipiac	75
86	Mercy	59
58	Stony Brook	82
72	Rider	74
61	IUPUI †	58
67	Col. of Charleston	71
96	Wagner	95
91	St. Francis (Pa.)	84
66	Robert Morris	70
56	Central Conn. St.	60
74	Long Island	73
63	Quinnipiac	64
65	Mt. St. Mary's	74
91	Sacred Heart	88
84	Robert Morris	79
64	Monmouth	63
69	St. Francis (N.Y.)	71
84	Monmouth	71
80	Long Island	85
66	Central Conn. St.	60
82	Sacred Heart	86
63	Wagner	91
69	St. Francis (N.Y.)	72
77	Quinnipiac	78

Nickname: Knights
 Colors: Blue & Maroon
 Arena: Rothman Center
 Capacity: 5,000; Year Built: 1987
 AD: David Langford
 SID: Drew Brown

FDU-FLORHAM

Madison, NJ 07940..... III

Coach: Peter Marion, Seton Hall 1995

2006-07 RESULTS (17-10)

77	Stevens Institute	65
84	Southwestern (Tex.) †	75
71	Trinity (Tex.)	66
85	Staten Island	68
69	Drew	62
70	Scranton	78
67	Moravian	85
85	City Tech	46
70	Hunter	74
57	Wm. Paterson	70
92	Briarcliffe (N.Y.)	61
84	Wentworth Inst. †	55
63	Marymount (Va.)	60
72	DeSales	38
66	Lycoming	51
71	Delaware Valley	69
75	King's (Pa.)	78
70	Wilkes	63
75	Lycoming	82
81	Delaware Valley	54
79	Scranton	71
68	DeSales	81
89	Wilkes	78
53	Drew	39
66	King's (Pa.)	91
74	King's (Pa.)	83
71	New Jersey City	88

Nickname: Devils
 Colors: Cardinal and Navy
 Arena: Ferguson Recreation Center
 Capacity: 3,000; Year Built: 1995
 AD: William T. Klika
 SID: Jim Henry

FAIRMONT ST.

Fairmont, WV 26554 II

Coach: Tim Murphy, Fairmont St. 1985

2006-07 RESULTS (14-14)

92	Ohio St.-Newark	44
81	West Va. Wesleyan	64
85	Central St. (Ohio)	94
70	Davis & Elkins	78
93	Columbia Union	64
107	Ohio-Eastern	65
71	Central St. (Ohio)	66
87	Elizabeth City St. †	89
104	Pfeiffer †	94
71	Lock Haven	76
73	West Virginia St.	70
68	Wheeling Jesuit	95
69	Concord	87
66	Salem Int'l	68
58	Shepherd	66
86	Glenville St.	49
78	Bluefield St.	67
73	West Liberty St.	91
83	Ohio Valley	89
91	Salem Int'l	101
81	Wheeling Jesuit	76
83	Shepherd	79
77	West Va. Wesleyan	64
81	Ohio Valley	63
68	Charleston (W.V.)	60
73	Alderson-Broadus	80
102	West Liberty St.	118
62	Charleston (W.V.)	70

Nickname: Falcons
 Colors: Maroon, White & Fairmont Gold
 Arena: Joe Retton Arena
 Capacity: 4,000; Year Built: 1978
 AD: David Scott Gines
 SID: Adam Zundell

FARMINGDALE ST.

Farmingdale St., NY 11735-1021 III

Coach: Erik Smiles, Bridgeport 2001

2006-07 RESULTS (18-10)

90	Berkeley †	29
65	Ramapo	70
98	Centenary (N.J.)	57
57	Yeshiva	55
83	Mt. St. Vincent	70
81	Staten Island	77
87	Rutgers-Newark	93
83	New Jersey City	78
63	Alice Lloyd †	73
60	Husson †	57
77	Maritime (N.Y.)	62
78	Merchant Marine	66
81	St. Joseph's (L.I.)	64
69	Manhattanville	70
69	Old Westbury	92
81	Mt. St. Mary (N.Y.)	84
81	Stevens Institute	85
64	Yeshiva	60
86	Centenary (N.J.)	66
83	City Tech	61
100	Maritime (N.Y.)	68
61	Manhattanville	71
79	Baruch	69
75	Mt. St. Mary (N.Y.)	69
112	Mt. St. Vincent	58
74	St. Joseph's (L.I.)	72
76	Manhattanville	93
73	Rutgers-Newark	82

Nickname: Rams
 Colors: Green & White
 Arena: Walter A. Lynch Sports Center-Nold Hall
 Capacity: 4,000; Year Built: 1972
 AD: Michael Harrington
 SID: Deana Ward

FAYETTEVILLE ST.

Fayetteville, NC 28301-4298..... II

Coach: Samuel Hanger, Binghamton 1974

2006-07 RESULTS (15-13)

78	Bluefield St.	84
76	Shaw	55
64	S.C. Upstate	82
74	UNC Pembroke	64
76	Bluefield St.	64
68	Virginia Union	77
78	UNC Pembroke	60
63	Eckerd	75
75	Tampa	67
57	Virginia St.	71
71	N.C. Central	68
54	Virginia Union	85
70	Bowie St.	79
61	Johnson C. Smith	54
98	St. Paul's	90
82	Elizabeth City St.	73
78	Livingstone	68
68	Shaw	56
77	St. Paul's	89
71	Elizabeth City St.	70
64	Bowie St.	72
67	N.C. Central	60
61	St. Augustine's	60
62	Virginia St.	84
72	Johnson C. Smith	75
66	St. Augustine's	81
59	Livingstone	47
60	St. Augustine's †	61

Nickname: Broncos
 Colors: Royal Blue & Lily White
 Arena: Capel Arena
 Capacity: 5,024; Year Built: 1995
 AD: Edward McLean/Major Boyd
 SID: Marion Crowe

FELICIAN

Lodi, NJ 07644..... II

Coach: Del Harrison, New Jersey City
1991

2006-07 RESULTS (12-16)

63	Minn. St. Mankato.....	96
62	Minn. Duluth †.....	74
90	Queens (N.Y.).....	102
73	Dominican (N.Y.).....	68
78	Post.....	83
69	Philadelphia U.....	66
58	Caldwell.....	82
62	Goldy-Beacom.....	67
89	Molloy.....	76
58	Pace.....	88
90	St. Michael's †.....	83
69	Holy Family.....	79
92	Wilmington (Del.).....	67
93	Bloomfield.....	86
53	Phila. Sciences.....	83
75	Dist. Columbia.....	89
79	Nyack.....	67
67	Philadelphia U.....	79
73	Dominican (N.Y.).....	68
92	Post.....	89
80	Caldwell.....	76
92	Goldy-Beacom.....	88
68	Holy Family.....	84
92	Wilmington (Del.).....	80
73	Nyack.....	82
93	Bloomfield.....	99
73	Phila. Sciences.....	83
71	Post.....	78

Nickname: Golden Falcons
Colors: Hunter Green & Gold
Arena: Joal & Joseph Job
Capacity: 900; Year Built: 1949
AD: Ben Di Nallo
SID: Mark Mentone

FERRIS ST.

Big Rapids, MI 49307-2295 II

Coach: Bill Sall, Calvin 1994

2006-07 RESULTS (10-18)

59	Northern Ky.....	73
62	Christian Bros. †.....	67
57	SIU Edwardsville.....	52
81	Alma.....	53
69	Northwood (Mich.).....	63
62	Saginaw Valley.....	64
63	Grand Valley St.....	70
77	Lake Superior St.....	84
60	Indianapolis †.....	71
76	Southern Ind. †.....	91
61	GCSU †.....	68
68	Armstrong Atlantic.....	76
69	St. Joseph's (Ind.).....	86
65	Hillsdale.....	51
65	Northern Mich.....	64
49	Michigan Tech.....	61
65	Mercyhurst.....	70
83	Gannon.....	85
81	Ashland.....	78
70	Findlay.....	75
84	Saginaw Valley.....	73
71	Northwood (Mich.).....	79
61	Michigan Tech.....	59
89	Northern Mich.....	81
78	Wayne St. (Mich.).....	89
68	Lake Superior St.....	62
68	Grand Valley St.....	75
59	Grand Valley St.....	72

Nickname: Bulldogs
Colors: Crimson & Gold
Arena: Jim Wink Arena
Capacity: 2,400; Year Built: 1999
AD: Tom Kirinovic
SID: Rob Bentley

FERRUM

Ferrum, VA 24088..... III

Coach: Bill Sharp, Army 1996

2006-07 RESULTS (12-15)

73	Huntingdon.....	52
70	Piedmont.....	64
66	Lynchburg.....	57
64	Hampden-Sydney.....	77
67	East. Mennonite.....	73
53	Gardner-Webb.....	70
70	Southern Va.....	91
83	Lancaster Bible.....	73
72	Elmira.....	57
90	Maritime (N.Y.).....	73
65	Drew †.....	70
74	Chestnut Hill †.....	81
56	Winston-Salem.....	77
69	Averett.....	77
73	Methodist.....	78
79	Greensboro.....	68
79	Chris. Newport.....	80
75	Shenandoah.....	71
83	N.C. Wesleyan.....	79
62	Averett.....	68
59	Methodist.....	63
84	Greensboro.....	94
68	Shenandoah.....	52
89	Chris. Newport.....	97
86	N.C. Wesleyan.....	73
77	Methodist.....	71
73	Averett †.....	76

Nickname: Panthers
Colors: Black & Gold
Arena: Swartz Gymnasium
Capacity: 1,200; Year Built: 1960
AD: Abe Naff
SID: Gary Holden

FINDLAY

Findlay, OH 45840..... II

Coach: Ron Niekamp, Miami (Ohio)
1972

2006-07 RESULTS (29-2)

89	Tex. A&M-Commerce †.....	72
82	Tarleton St.....	85
81	Charleston (W.V.).....	49
89	Rio Grande.....	65
99	Lake Erie.....	67
70	Northern Mich.....	56
77	Lake Superior St.....	55
92	Ashland.....	67
71	Michigan Tech.....	63
59	Northern Ky.....	53
100	Tiffin.....	61
59	Mercyhurst.....	47
91	Gannon.....	63
82	Hillsdale.....	55
68	Wayne St. (Mich.).....	52
77	Saginaw Valley.....	60
74	Northwood (Mich.).....	59
86	Marygrove.....	58
75	Ferris St.....	70
72	Wayne St. (Mich.).....	56
79	Hillsdale.....	66
83	Notre Dame (Ohio).....	65
76	Grand Valley St.....	62
86	Mercyhurst.....	60
85	Gannon.....	59
76	Ashland.....	67
70	Ashland.....	54
77	Mercyhurst.....	40
71	Grand Valley St.....	61
74	Wis.-Parkside.....	60
56	Northern Ky.....	60

Nickname: Oilers
Colors: Orange & Black
Arena: Croy Gymnasium
Capacity: 2,200; Year Built: 1969
AD: Steven Rackley
SID: David Buck

FISK

Nashville, TN 37208-3051 III

Coach: Robert Moore, Fisk 1972

2006-07 RESULTS (5-18)

84	Crichton.....	102
54	Belmont.....	83
68	Lipscomb.....	80
83	Fontbonne.....	80
60	Webster.....	84
73	Otterbein.....	78
55	Crichton.....	110
62	Mississippi Col.....	83
65	Greensboro.....	69
72	Chris. Newport.....	71
74	Chris. Newport.....	86
75	Greensboro †.....	83
52	Tennessee St.....	85
82	Maryville (Tenn.).....	91
64	Huntingdon.....	66
96	Philander Smith.....	86
81	Rust.....	86
54	Huntingdon.....	65
85	Oakwood.....	79
66	Maryville (Tenn.).....	73
70	LaGrange.....	76
66	Rust.....	92
70	Oakwood.....	69

Nickname: Bulldogs
Colors: Blue & Gold
Arena: Johnson, Henderson Gym
Capacity: 2,500; Year Built: 1950
AD: William K Head
SID: Andrea Campbell

FITCHBURG ST.

Fitchburg, MA 01420-2697 III

Coach: Derek Shell, St. Thomas (Fla.)
1997

2006-07 RESULTS (7-18)

50	Mass.-Dartmouth.....	84
89	Suffolk †.....	91
80	Mass.-Boston.....	86
63	Rhode Island Col.....	74
67	Nichols.....	79
54	WPI.....	74
63	Clark (Mass.).....	83
72	Becker.....	63
67	Wheaton (Mass.) †.....	71
83	Wesleyan (Conn.) †.....	82
72	Worcester St.....	67
73	Salem St.....	81
63	Wheaton (Mass.).....	74
68	Westfield St.....	82
76	Framingham St.....	83
73	Mass. Liberal Arts.....	68
54	Bridgewater St.....	62
67	Worcester St.....	52
62	Salem St.....	83
54	Newbury.....	62
58	Westfield St.....	53
85	Framingham St.....	93
79	Mass. Liberal Arts.....	77
59	Bridgewater St.....	75
72	Worcester St.....	81

Nickname: Falcons
Colors: Green, Gold & White
Arena: Recreation Center
Capacity: 1,000; Year Built: 2000
AD: Sue E. Lauder
SID: To be named

FLORIDA

Gainesville, FL 32611 I

Coach: Billy Donovan, Providence 1987

2006-07 RESULTS (35-5)

79	Samford.....	54
86	North Fla.....	40
90	Jacksonville.....	61

93	Chattanooga.....	44
94	Prairie View.....	33
101	Western Ky. †.....	68
80	Kansas †.....	82
83	Southern U.....	27
66	Florida St.....	70
85	Providence.....	67
72	Florida A&M †.....	57
88	Stetson.....	67
86	Ohio St.....	60
75	UAB †.....	70
89	Liberty.....	58
67	Georgia.....	51
79	Arkansas.....	72
84	South Carolina.....	50
79	Mississippi.....	70
70	Mississippi St.....	67
91	Auburn.....	66
74	Vanderbilt.....	64
94	Tennessee.....	78
71	Georgia.....	61
64	Kentucky.....	61
76	Alabama.....	67
70	Vanderbilt.....	83
63	South Carolina.....	49
56	LSU.....	66
76	Tennessee.....	86
85	Kentucky.....	72
74	Georgia †.....	57
80	Mississippi †.....	59
77	Arkansas †.....	56
112	Jackson St. †.....	69
74	Purdue †.....	67
65	Butler †.....	57
85	Oregon †.....	77
76	UCLA †.....	66
84	Ohio St. †.....	75

Nickname: Gators
Colors: Orange & Blue
Arena: Stephen C. O'Connell Center
Capacity: 12,000; Year Built: 1980
AD: Jeremy N. Foley
SID: Steve McClain

FLORIDA A&M

Tallahassee, FL 32307 I

Coach: Mike Gillespie, DePaul 1974

2006-07 RESULTS (21-14)

54	Maryland.....	93
88	Warner Southern.....	61
33	Miami (Ohio).....	52
63	Illinois.....	84
75	Bradley.....	107
57	Ill.-Chicago †.....	75
74	Savannah St. †.....	65
83	Bethune-Cookman.....	73
76	Edward Waters.....	61
96	Albany St. (Ga.).....	87
57	Florida †.....	72
66	North Fla.....	65
51	Pittsburgh.....	77
62	Morgan St.....	59
81	Norfolk St.....	71
74	Hampton.....	76
73	South Carolina St.....	58
78	N.C. A&T.....	82
65	Md.-East. Shore.....	55
65	Howard.....	53
73	Delaware St.....	69
83	Winston-Salem.....	68
68	Norfolk St.....	81
72	Hampton.....	74
72	South Carolina St.....	69
82	N.C. A&T.....	90
93	Md.-East. Shore.....	60
85	Howard.....	75
65	Delaware St.....	77
73	Coppin St.....	59
68	Bethune-Cookman.....	62
61	Hampton †.....	58
74	N.C. A&T †.....	66
58	Delaware St. †.....	56
69	Niagara †.....	77

Nickname: Rattlers
Colors: Orange & Green
Arena: Gaither Athletic Center

Capacity: 3,365; Year Built: 1963
AD: Nelson E. Townsend
SID: Alvin Hollins

FLA. ATLANTIC

Boca Raton, FL 33431-0991 I

Coach: Rex Walters, Kansas 1993

2006-07 RESULTS (16-15)

50	Oklahoma St.....	95
70	UMKC.....	85
55	Old Dominion.....	70
67	Marist.....	83
59	North Fla.....	44
94	Fla. Memorial.....	60
77	Norfolk St.....	64
65	UCF.....	87
91	Troy.....	87
52	North Carolina.....	105
70	UMKC.....	61
68	Florida Int'l.....	66
83	Western Ky.....	93
93	New Orleans.....	86
76	South Ala.....	101
68	Middle Tenn.....	72
73	La.-Monroe.....	62
85	Denver.....	90
59	North Texas.....	76
75	La.-Lafayette.....	72
75	Ark.-Little Rock.....	71
77	Arkansas St.....	84
87	Troy.....	92
81	Longwood.....	63
85	Florida Int'l.....	78
78	Western Ky.....	73
98	New Orleans.....	77
79	South Ala.....	69
59	Middle Tenn.....	79
91	Florida Int'l.....	88
81	Western Ky. †.....	86

Nickname: Owls
Colors: Blue & Red
Arena: FAU Arena
Capacity: 5,000; Year Built: 1984
AD: Craig W. Angelos
SID: Mike Boseak

FLA. GULF COAST

Fort Myers, FL 33965-6565 II

Coach: Dave Balza, Michigan 1991

2006-07 RESULTS (27-6)

37	Drexel.....	73
74	Penn.....	97
79	P.R.-Cayey.....	63
77	West Ala.....	66
48	Henderson St.....	45
86	Arkansas Tech.....	80
93	P.R.-Bayamon.....	70
77	Lynn.....	83
91	Tuskegee.....	72
65	Lynn.....	64
76	Albany St. (Ga.).....	67
65	Montevallo.....	74
67	Valdosta St.....	77
70	P.R.-Rio Piedras.....	61
73	Fort Valley St.....	58
60	Florida Tech.....	47
75	P.R.-Cayey †.....	46
74	P.R.-Rio Piedras †.....	46
80	P.R.-Bayamon.....	73
78	Palm Beach Atl.....	67
88	Stillman.....	63
69	Fla. Southern.....	56
70	Nova Southeastern.....	59
78	West Ga.....	62
90	Palm Beach Atl.....	63
81	Apprentice.....	52
77	Johnson & Wales (CO).....	52
65	Butler.....	79
90	Marygrove †.....	61
85	Nova Southeastern.....	75
79	Flagler.....	59
99	North Georgia.....	62

82 Central St. (Ohio)78

Nickname: Eagles
Colors: Green & Blue
Arena: Alico Arena
Capacity: 4,500; Year Built: 2002
AD: Carl McAloose
SID: Matt Fairchild

FLORIDA INT'L

Miami, FL 33199 I

Coach: Sergio Rouco, Nova Southeastern 1987

2006-07 RESULTS (12-17)

50	Miami (Fla.).....	73
72	Robert Morris.....	96
74	Alcorn St.....	61
62	Western Ill.....	60
50	South Fla.....	79
70	Kennesaw St.....	68
39	George Mason.....	65
63	Wisconsin.....	79
72	Florida Tech.....	59
67	Troy.....	64
90	Palm Beach Atl.....	74
66	Fla. Atlantic.....	68
46	Middle Tenn.....	60
52	South Ala.....	69
71	La.-Lafayette.....	74
74	Western Ky.....	86
61	Denver.....	59
67	North Texas.....	66
69	La.-Monroe.....	77
67	New Orleans.....	77
80	Arkansas St.....	61
68	Ark.-Little Rock.....	86
51	Troy.....	56
78	Fla. Atlantic.....	85
69	Middle Tenn.....	67
69	South Ala.....	67
71	La.-Lafayette.....	68
64	Western Ky.....	82
88	Fla. Atlantic.....	91

Nickname: Golden Panthers
Colors: Blue & Gold
Arena: Pharmed Arena
Capacity: 5,000; Year Built: 1986
AD: Peter Garcia
SID: Rich Kelch

FLA. SOUTHERN

Lakeland, FL 33801-5698 II

Coach: Linc Darner, Purdue 1995

2006-07 RESULTS (8-20)

101	P.R.-Mayaguez.....	64
58	Armstrong Atlantic.....	61
80	Northwood (Fla.).....	84
70	Lynn.....	77
95	Palm Beach Atl.....	100
82	Fla. Memorial.....	74
71	West Virginia St.....	81
93	Armstrong Atlantic.....	81
67	Presbyterian.....	66
42	Grand Valley St.....	62
72	Nova Southeastern.....	76
69	Florida Tech.....	66
59	Rollins.....	70
63	Barry.....	86
81	Tampa.....	73
56	Fla. Gulf Coast.....	69
95	St. Leo.....	102
65	Eckerd.....	73
69	Rollins.....	71
68	Nova Southeastern.....	73
52	Florida Tech.....	56
70	Lynn.....	80
58	Barry.....	68
63	Tampa.....	68
90	Palm Beach Atl.....	70
92	St. Leo.....	69
72	Eckerd.....	85
62	Florida Tech †.....	64

Nickname: Moccasins
Colors: Scarlet & White
Arena: Jenkins Field House
Capacity: 2,500; Year Built: 1966
AD: Lois Webb
SID: Bill Turnage

FLORIDA ST.

Tallahassee, FL 32306 I

Coach: Leonard Hamilton, Tenn.-Martin 1971

2006-07 RESULTS (22-13)

85	McNeese St.....	65
73	Illinois St.....	59
59	SMU.....	52
69	New Orleans.....	50
66	Pittsburgh.....	88
66	Wisconsin.....	81
70	Florida.....	66
82	Stetson.....	63
87	Georgia St.....	55
88	Southeastern La.....	62
81	High Point.....	64
78	Coastal Caro.....	65
76	St. Peter's.....	63
92	Providence †.....	62
66	Clemson.....	68
58	North Carolina.....	84
80	Georgia Tech.....	88
82	Virginia Tech.....	73
86	Miami (Fla.).....	67
82	Boston College.....	85
74	Wake Forest.....	66
96	Maryland.....	79
68	Duke.....	67
58	Clemson.....	71
67	Boston College.....	68
57	Georgia Tech.....	63
70	Virginia.....	73
55	Maryland.....	73
78	North Carolina St.....	52
98	Miami (Fla.).....	90
67	Clemson †.....	66
58	North Carolina †.....	73
77	Toledo.....	61
87	Michigan.....	66
71	Mississippi St.....	86

Nickname: Seminoles
Colors: Garnet & Gold
Arena: Donald L. Tucker Center
Capacity: 12,100; Year Built: 1981
AD: David R. Hart Jr.
SID: Chuck Walsh

FLORIDA TECH

Melbourne, FL 32901 II

Coach: Billy Mims, Charleston So. 1981

2006-07 RESULTS (10-21)

59	Bethune-Cookman.....	67
88	P.R.-Mayaguez.....	77
60	Jacksonville.....	89
37	UCF.....	81
77	Palm Beach Atl.....	67
56	Eckerd.....	58
59	Florida Int'l.....	72
60	Alas. Anchorage †.....	78
68	Alas. Fairbanks.....	78
77	Waldorf.....	60
87	Palm Beach Atl.....	78
66	Valdosta St.....	89
47	Fla. Gulf Coast.....	60
57	Lynn.....	71
66	Fla. Southern.....	69
63	Tampa.....	52
70	St. Leo.....	73
59	Barry.....	71
59	Nova Southeastern.....	65
74	Rollins.....	87
47	Tampa.....	63
56	Lynn.....	52
56	Fla. Southern.....	52
61	Eckerd.....	73

71	St. Leo.....	77
63	Barry.....	80
63	Nova Southeastern.....	59
68	Rollins.....	70
78	Johnson & Wales (FL).....	73
64	Fla. Southern †.....	62
65	Rollins †.....	80

Nickname: Panthers
Colors: Crimson & Gray
Arena: Charles & Ruth Clemente Center
Capacity: 1,500; Year Built: 2001
AD: William K. Jurgens
SID: Christa Parulis-Kaye

FONTBONNE

St Louis, MO 63105-3098 III

Coach: Lee McKinney, Southeast Mo. St. 1960

2006-07 RESULTS (16-12)

78	Hannibal-La Grange †.....	81
95	Moody Bible.....	83
80	Fisk.....	83
89	Concordia (Mich.).....	66
77	Greenville.....	79
74	Eureka.....	75
78	Rose-Hulman.....	80
68	Washington-St. Louis.....	83
71	Tampa.....	84
97	Blackburn.....	78
69	Principia.....	52
95	MacMurray.....	86
76	Westminster (Mo.).....	58
78	Webster.....	89
83	Lincoln Christian.....	78
78	Maryville (Mo.).....	69
59	Eureka.....	75
90	Greenville.....	75
93	Blackburn.....	75
79	Westminster (Mo.).....	53
94	Principia.....	53
79	MacMurray.....	92
79	Webster.....	86
90	Lincoln Christian.....	59
80	Maryville (Mo.).....	65
67	Webster.....	62
88	Eureka †.....	79
58	Washington-St. Louis.....	77

Nickname: Griffins
Colors: Purple & Gold
Arena: Dunham Student Activities
Capacity: 1,800; Year Built: 1993
AD: Lee McKinney
SID: Brian Hoener

FORDHAM

Bronx, NY 10458-5155 I

Coach: Dereck Whittenburg, North Carolina St. 1984

2006-07 RESULTS (18-12)

70	Sacred Heart.....	68
71	Tennessee †.....	78
49	Belmont †.....	56
76	St. Francis (N.Y.).....	49
70	Manhattan.....	66
70	Iona.....	54
59	Maryland.....	79
77	Penn.....	60
61	Texas A&M.....	84
56	Col. of Charleston.....	65
56	Fairfield.....	47
67	Quinnipiac.....	66
59	George Washington.....	70
58	Richmond.....	55
56	Xavier.....	71
71	Duquesne.....	59
56	St. Joseph's.....	55
77	St. Louis.....	68
62	La Salle.....	54
67	St. Bonaventure.....	61
44	Rhode Island.....	45
45	Dayton.....	57

68	Charlotte	72
59	Massachusetts	74
86	Duquesne	83
71	Rhode Island	62
91	St. Bonaventure	60
80	Temple	73
63	Richmond †	61
69	Rhode Island †	73

Nickname: Rams
 Colors: Maroon & White
 Arena: Rose Hill Gym
 Capacity: 3,200; Year Built: 1926
 AD: Francis X. McLaughlin
 SID: Joe DiBari

FORT HAYS ST.

Hays, KS 67601 II

Coach: Mark Johnson, Pittsburg St. 1993

2006-07 RESULTS (13-15)

96	Bethany (Kan.)	45
70	Washburn †	69
62	Western St. †	57
90	Baker	66
63	Cent. Christian (Mo)	45
65	Neb.-Kearney	70
71	Emporia St.	86
75	Kan. Wesleyan	52
68	Southeastern Okla. †	84
49	St. Mary's (Tex.)	47
54	Northwest Mo. St.	72
59	Truman	70
59	Southwest Baptist	69
57	Washburn	69
97	Mo. Western St.	80
63	Central Mo.	80
80	Mo. Southern St.	86
77	Pittsburg St.	75
73	Emporia St.	76
55	Pittsburg St.	56
89	Mo. Southern St.	61
87	Central Mo.	77
60	Mo. Western St.	61
74	Southwest Baptist	64
59	Truman	64
58	Washburn	57
40	Northwest Mo. St.	66
64	Central Mo. †	78

Nickname: Tigers
 Colors: Black & Gold
 Arena: Gross Memorial Coliseum
 Capacity: 6,814; Year Built: 1973
 AD: Curtis Hammeke
 SID: Ryan Prickett

FORT LEWIS

Durango, CO 81301-3999 II

Coach: Bob Hofman, Colorado 1974

2006-07 RESULTS (22-9)

79	Dixie St. †	57
77	Tex. Permian Basin †	64
79	Western N.M. †	77
66	BYU-Hawaii †	72
80	Hawaii-Hilo	59
103	Haskell †	79
89	Johnson & Wales (CO)	61
72	Colo. Christian	61
65	Metro St.	82
86	Chadron St.	76
58	Neb.-Kearney	75
78	Colorado Col.	54
73	Colorado Mines	67
86	Dixie St.	76
87	UC-Colo. Springs	89
79	Regis (Colo.)	71
79	Mesa St.	75
79	Western St.	67
63	Western N.M.	69
98	N.M. Highlands	61
85	Adams St.	77
89	Colorado St.-Pueblo	79

78	N.M. Highlands	68
77	Western N.M.	65
79	Colorado St.-Pueblo	63
77	Adams St.	85
80	Mesa St.	69
95	Western St.	103
81	Mesa St.	74
58	Metro St. †	73
71	Minn. St. Mankato †	85

Nickname: Skyhawks
 Colors: Navy Blue, Light Blue & Gold
 Arena: Whalen Gymnasium
 Capacity: 2,750
 AD: Kent Stanley
 SID: Andrew Beardsley

FORT VALLEY ST.

Fort Valley, GA 31030 II

Coach: Travis Williams, Georgia St. 1995

2006-07 RESULTS (18-12)

56	Miles	58
80	LeMoyné-Owen	85
74	Mercer	79
60	Claffin	63
65	Ga. Southwestern	80
58	Fla. Gulf Coast	73
59	Tuskegee	57
52	Stillman	54
71	Kentucky St.	86
73	Lane	69
66	Albany St. (Ga.)	50
61	Claffin	48
65	Paine	49
70	Benedict	73
77	Kentucky St.	63
74	Lane	55
97	Miles	82
84	LeMoyné-Owen	77
87	Clark Atlanta	66
84	Morehouse	69
60	Tuskegee	61
62	Stillman	47
58	Morehouse	46
71	Albany St. (Ga.)	77
78	Paine	74
60	Benedict	56
49	Clark Atlanta	46
72	Miles	59
86	Kentucky St. †	70
50	Albany St. (Ga.) †	54

Nickname: Wildcats
 Colors: Royal Blue & Old Gold
 Arena: Health and Physical Education Complex
 Capacity: 5,100; Year Built: 2004
 AD: Gwendolyn Reeves
 SID: Russell Boone

FRAMINGHAM ST.

Framingham, MA 01701-9101 III

Coach: Don Spellman, Suffolk 1985

2006-07 RESULTS (10-15)

75	Medgar Evers †	69
79	New England Col.	92
96	Daniel Webster	83
87	Mass.-Boston	85
85	Curry †	82
61	Williams	56
80	Eastern Nazarene	73
57	Brandeis	87
69	St. Joseph's (Me.)	82
61	Trinity (Conn.)	100
66	Potsdam St. †	85
62	Mass. Liberal Arts	79
60	Rhode Island Col.	85
63	Bridgewater St.	82
73	Worcester St.	91
96	Salem St.	115
83	Fitchburg St.	76
79	Westfield St.	82
110	Mass. Liberal Arts	89

97	Bridgewater St.	95
84	Worcester St.	89
98	Salem St.	115
93	Fitchburg St.	85
75	Westfield St.	93
83	Westfield St.	98

Nickname: Rams
 Colors: Black & Gold
 Arena: Athletic & Recreation Center
 Capacity: 1,000; Year Built: 2002
 AD: Thomas M. Kelley
 SID: Kathy Lynch

FRANCIS MARION

Florence, SC 29501-0547 II

Coach: Gary Edwards, Va. Wesleyan 1979

2006-07 RESULTS (9-19)

47	Coker	62
68	SCAD	65
66	Apprentice	57
78	Morris	65
51	Erskine	66
68	Newberry	84
74	Mount Olive	89
47	Lenoir-Rhyne †	55
66	Ecker †	80
56	Lander	78
50	Clayton St.	78
48	S.C. Upstate	65
60	Armstrong Atlantic	75
47	Chowan	66
85	S.C.-Aiken	78
56	Ga. Southwestern	68
66	S.C. Upstate	62
63	Augusta St.	79
72	S.C.-Aiken	68
77	Columbus St.	86
52	UNC Pembroke	48
61	North Georgia	64
78	Chowan	72
68	Lander	86
64	GCSU	95
75	UNC Pembroke	70
75	North Georgia	78
68	Armstrong Atlantic †	78

Nickname: Patriots
 Colors: Red, White & Blue
 Arena: Smith University Center
 Capacity: 3,027; Year Built: 1974
 AD: Murray Hartzler
 SID: Michael G. Hawkins

FRANKLIN

Franklin, IN 46131 III

Coach: Kerry Prather, Indiana 1977

2006-07 RESULTS (16-10)

78	Wheaton (Ill.)	81
94	Eastern †	71
61	North Central (Ill.)	85
90	Hanover	84
74	Bluffton	82
58	Rose-Hulman	50
68	Millikin	76
66	Earlham	71
82	Wabash	58
85	Alma	63
80	Wabash	68
72	Mt. St. Joseph	82
62	Manchester	59
84	Transylvania	85
79	Anderson (Ind.)	74
49	Defiance	66
93	Bluffton	76
73	Hanover	58
72	Clarke	53
68	Rose-Hulman	51
69	Manchester	73
76	Transylvania	66
83	Mt. St. Joseph	76
88	Defiance	77

84	Anderson (Ind.)	74
73	Defiance	80

Nickname: Grizzlies
 Colors: Navy & Old Gold
 Arena: Spurlock Center
 Capacity: 1,500; Year Built: 1975
 AD: Kerry N. Prather
 SID: Kevin Elixman

FRANK. & MARSH.

Lancaster, PA 17604-3003 III

Coach: Glenn Robinson, West Chester 1967

2006-07 RESULTS (8-17)

67	Delaware Valley	74
71	Widener	44
52	Lebanon Valley	57
67	Juniata	48
67	Gettysburg	78
64	Swarthmore	73
66	Dickinson	56
69	Haverford	43
58	Alvernia	72
68	Western Conn. St.	69
43	Lincoln (Pa.)	64
52	Ursinus	64
69	Muhlenberg	49
80	Washington (Md.)	54
71	Swarthmore	73
66	Johns Hopkins	69
55	Haverford	60
82	McDaniel	70
69	Ursinus	75
66	Gettysburg	67
69	Muhlenberg	71
68	Dickinson	73
90	Washington (Md.)	64
75	McDaniel	78
68	Johns Hopkins	84

Nickname: Diplomats
 Colors: Blue & White
 Arena: Mays Center
 Capacity: 3,000; Year Built: 1960
 AD: Patricia Epps
 SID: Edward Haas

FRANKLIN PIERCE

Rindge, NH 03461 II

Coach: David Chadbourne, St. Joseph's (Me.) 1987

2006-07 RESULTS (13-14)

74	St. Michael's	63
59	New Haven †	73
51	Assumption	61
71	Bryant	69
87	St. Joseph (Vt.)	61
87	Pace	84
78	Stonehill †	70
60	Le Moyne	69
61	St. Rose	70
73	Southern N.H.	72
63	Caldwell	66
73	St. Anselm	76
78	American Int'l	63
87	Southern Conn. St.	79
65	Bentley	77
57	Southern N.H.	46
40	Le Moyne	46
71	Stonehill	72
62	Assumption	52
61	St. Rose	66
53	Pace	72
74	Mass.-Lowell	51
61	Bryant	65
62	St. Anselm	61
60	Merrimack	75
86	St. Michael's	83
65	St. Anselm	66

Nickname: Ravens
 Colors: Crimson, Gray & Black
 Arena: FPC Fieldhouse

Capacity: 2,000; Year Built: 1967
AD: Bruce Kirsh
SID: Doug Monson

FREDONIA ST.

Fredonia, NY 14063..... III

Coach: Kevin Moore, Brockport St. 1983

2006-07 RESULTS (6-18)

56	Keystone †	54
61	Nazareth	66
62	Brockport St.	70
58	New Paltz St.	61
51	Oneonta St.	56
57	Pitt.-Bradford	66
63	Houghton †	70
54	Hobart †	58
76	Houghton	83
86	Hilbert	82
62	Oswego St.	64
66	Cortland St.	74
51	Geneseo St.	67
64	Plattsburgh St.	73
63	Potsdam St.	53
61	Morrisville St.	44
56	SUNYIT	72
55	Plattsburgh St.	69
78	Buffalo St.	75
51	Brockport St.	74
78	SUNYIT	74
59	Buffalo St.	74
44	Geneseo St.	66
73	Cortland St.	80

Nickname: Blue Devils
Colors: Blue & White
Arena: Steele Hall
Capacity: 3,500; Year Built: 1983
AD: Gregory Prechtl
SID: Jerry Reilly

FRESNO ST.

Fresno, CA 93740-0048 I

Coach: Steve Cleveland, UC Irvine 1976

2006-07 RESULTS (22-10)

85	Winston-Salem	63
73	South Ala.	63
82	UC Irvine	51
86	San Francisco	66
82	Ark.-Pine Bluff	55
80	Montana St.	41
74	Oregon St.	69
42	UC Santa Barbara	70
82	Montana St.	77
69	Creighton	54
67	Stanford	69
95	Cal Poly	75
68	San Diego	65
60	Idaho	41
79	Utah St.	70
66	Hawaii	83
61	San Jose St.	64
75	Nevada	85
67	San Jose St.	64
61	Boise St.	65
70	Louisiana Tech	64
42	Hawaii	54
72	Idaho	70
68	Nevada	81
75	New Mexico St.	69
78	Sam Houston St.	60
64	Louisiana Tech	63
60	New Mexico St.	58
78	Boise St.	77
71	Utah St.	66
73	Boise St. †	78
78	Georgia	88

Nickname: Bulldogs
Colors: Red & Blue
Arena: Save Mart Center
Capacity: 15,596; Year Built: 2003
AD: Thomas C. Boeh
SID: Steve Weakland

FROSTBURG ST.

Frostburg, MD 21532-1099..... III

Coach: Webb Hatch, VMI 1969

2006-07 RESULTS (10-16)

72	Goucher	77
68	St. Mary's (Md.) †	84
58	Villa Julie †	64
89	Pitt.-Greensburg	79
56	Penn St.-Behrend	69
74	Shenandoah	65
72	La Roche	71
78	Medaille	69
84	Chr. Newport	92
72	Waynesburg	97
66	Mary Washington	100
54	Pitt.-Bradford	52
73	Penn St.-Altoona	65
59	Hilbert	83
70	Lake Erie	80
98	Mt. Aloysius	83
43	Penn St.-Behrend	67
75	Pitt.-Greensburg	73
85	Medaille	70
59	La Roche	67
63	Pitt.-Bradford	56
73	Penn St.-Altoona	76
69	Hilbert	86
91	Mt. Aloysius	98
51	Lake Erie	71
73	Hilbert	87

Nickname: Bobcats
Colors: Red, White & Black
Arena: Bobcat Arena
Capacity: 3,600; Year Built: 1977
AD: Ralph L. Brewer
SID: To be named

FURMAN

Greenville, SC 29613..... I

Coach: Jeff Jackson, Cornell 1984

2006-07 RESULTS (15-16)

88	Charleston So.	69
67	Erskine	55
58	Clemson	67
63	Bowling Green	59
58	North Dakota St.	60
70	Vanderbilt	62
67	UNC Asheville	75
79	S.C.-Aiken	54
86	UNC Greensboro	91
70	San Diego	81
50	California	84
83	Mercer	69
69	Chattanooga	56
70	Ga. Southern	72
63	Davidson	71
55	Col. of Charleston	67
68	Wofford	65
79	Western Caro.	67
63	Citadel	59
63	Appalachian St.	77
54	UNC Greensboro	69
68	Chattanooga	61
76	Appalachian St.	72
69	Elon	64
55	Ga. Southern	57
69	Citadel	51
77	Col. of Charleston	80
57	Davidson	75
67	Wofford	76
73	UNC Greensboro †	71
68	Davidson †	91

Nickname: Paladins
Colors: Purple & White
Arena: Timmons Arena
Capacity: 5,500; Year Built: 1997
AD: Gary Clark
SID: Hunter Reid

GALLAUDET

Washington, DC 20002-3695..... III

Coach: James DeStefano, Gallaudet 1985

2006-07 RESULTS (4-21)

83	Mt. Aloysius	86
89	Waynesburg †	91
74	Maryland Bible	78
73	Southern Vt.	75
77	John Jay	52
64	Hood	77
79	York (Pa.)	96
60	Salisbury	74
61	Wesley	73
78	Penn St.-Berks	66
31	Juniata	77
68	Goucher	75
53	Mary Washington	97
61	St. Mary's (Md.)	68
55	Catholic	51
50	Marymount (Va.)	70
63	Hood	77
53	Christendom	37
73	York (Pa.)	78
59	Salisbury	71
67	Goucher	85
62	Mary Washington	73
64	St. Mary's (Md.)	85
52	Catholic	70
78	Marymount (Va.)	81

Nickname: Bison
Colors: Buff & Blue
Arena: Field House
Capacity: 1,892; Year Built: 1984
AD: James De Stefano
SID: Jeremy Bunblasky

GANNON

Erie, PA 16541-0001 II

Coach: John T. Reilly, Bowie St. 1986

2006-07 RESULTS (9-17)

76	C.W. Post	69
73	Pitt.-Johnstown	68
60	Edinboro	67
67	Wayne St. (Mich.)	70
51	Hillsdale	73
61	Quincy	90
80	Southwest Baptist †	92
84	Roberts Wesleyan	65
65	Bellarmine	81
96	Ashland	95
63	Findlay	91
63	Saginaw Valley	71
52	Northwood (Mich.)	60
100	Penn St.-McKeesport	50
61	Lake Superior St.	71
85	Ferris St.	83
49	Grand Valley St.	61
53	Mercyhurst	64
44	Michigan Tech	58
72	Northern Mich.	80
69	Hillsdale	59
66	Wayne St. (Mich.)	71
86	Ashland	83
59	Findlay	85
85	Indiana (Pa.)	66
74	Mercyhurst	79

Nickname: Golden Knights
Colors: Maroon & Gold
Arena: Hammermill Center
Capacity: 2,800; Year Built: 1949
AD: Bill Elias
SID: Dan Teliski

GARDNER-WEBB

Boiling Springs, NC 28017..... I

Coach: Rick Scruggs, Georgia 1979

2006-07 RESULTS (9-21)

74	Texas Tech	86
61	Akron †	89
50	North Carolina	103
67	UNC Greensboro	79
76	North Carolina St.	88
70	Ferrum	53
67	Georgia	96
74	Western Caro.	73
51	High Point	65
60	Wake Forest	92
40	Wisconsin	98
64	Jacksonville	73
72	North Fla.	52
63	East Tenn. St.	66
60	Kennesaw St.	77
77	Stetson	64
74	Mercer	85
61	Lipscomb	55
54	Belmont	70
59	Jacksonville	64
72	North Fla.	46
64	Campbell	55
61	East Tenn. St.	63
56	Kennesaw St.	59
69	Mercer	68
73	Stetson	48
55	Belmont	87
57	Lipscomb	59
60	Campbell	71
61	Belmont †	79

Nickname: Runnin' Bulldogs
Colors: Scarlet, White & Black
Arena: Paul Porter Arena
Capacity: 5,500; Year Built: 1982
AD: Chuck Burch
SID: Marc Rabb

GENESEO ST.

Geneseo, NY 14454..... III

Coach: Steve Minton, Heidelberg 1986

2006-07 RESULTS (15-11)

76	Lake Erie †	85
78	Ithaca †	67
82	Oswego St.	70
67	Potsdam St.	64
59	Plattsburgh St.	65
67	Alfred	50
62	St. John Fisher	63
77	Pitt.-Bradford	57
76	Elmira	55
75	Roberts Wesleyan †	72
84	Brockport St. †	73
53	Rochester (N.Y.) †	80
67	Fredonia St.	51
64	Cortland St.	61
71	New Paltz St.	54
75	Buffalo St.	66
71	New Paltz St.	75
49	Oneonta St.	72
70	Brockport St.	82
63	SUNYIT	70
60	Oswego St.	67
80	Plattsburgh St.	74
85	Potsdam St.	59
66	Fredonia St.	44
63	Brockport St.	79
51	Oswego St.	61

Nickname: Blue Knights
Colors: Navy Blue & White
Arena: Alumni Fieldhouse
Capacity: 3,000; Year Built: 1973
AD: Marilyn Moore
SID: George Gagnier

GEORGE FOX

Newberg, OR 97132-2697..... III

Coach: Mark Sundquist, Seattle Pacific 1989

2006-07 RESULTS (12-13)

74	Corban61
85	Holy Names65
61	Concordia (Cal.) †84
63	Alvernia †56
91	Linfield85
79	Puget Sound92
68	Northwest (Wash.)72
73	Oregon Tech †84
80	Corban63
67	St. Martin's78
77	Whitman63
53	Whitworth83
72	Willamette52
57	Pacific (Ore.)64
77	Pacific Lutheran68
61	Lewis & Clark74
65	Linfield64
75	Puget Sound63
73	Northwest Chrst.68
59	Whitman69
64	Whitworth90
79	Willamette84
68	Pacific (Ore.)59
66	Pacific Lutheran78
63	Lewis & Clark75

Nickname: Bruins
 Colors: Navy & Gold
 Arena: Wheeler Sports Center/Miller Gym
 Capacity: 2,750; Year Built: 1977
 AD: Craig Taylor
 SID: Blair Cash

GEORGE MASON

Fairfax, VA 22030..... I

Coach: Jim Larranaga, Providence 1971

2006-07 RESULTS (18-15)

79	Cleveland St.74
66	Wichita St.72
55	Hampton46
56	Creighton58
65	Florida Int'l39
57	Bucknell †60
62	Radford60
53	Duke69
58	Holy Cross †46
49	Drexel61
63	Mississippi St.59
63	William & Mary67
65	Old Dominion65
55	UNC Wilmington34
73	Towson44
73	James Madison52
76	William & Mary63
78	Northeastern53
62	VCU75
59	James Madison41
58	UNC Wilmington65
89	Delaware59
56	Old Dominion66
49	VCU63
60	Hofstra68
66	Delaware46
62	Kent St.68
60	Georgia St.54
50	Northeastern73
73	James Madison †62
64	Hofstra †61
79	Old Dominion †63
59	VCU †65

Nickname: Patriots
 Colors: Green & Gold
 Arena: Patriot Center
 Capacity: 10,000; Year Built: 1985
 AD: Thomas J. O'Connor
 SID: Richard Coco

GEORGE WASHINGTON

Washington, DC 20052..... I

Coach: Karl Hobbs, Connecticut 1985

2006-07 RESULTS (23-9)

70	Boston U.57
94	Dartmouth49
74	Longwood60
69	Kennesaw St.52
67	Providence86
63	Virginia Tech †62
79	Md.-East. Shore56
65	Southern California †74
72	UMBC51
52	Air Force †66
75	Colgate †42
70	Fordham59
74	Marshall65
84	Massachusetts91
80	St. Bonaventure63
63	Richmond58
76	Charlotte68
74	St. Joseph's65
82	Rhode Island78
69	Dayton84
53	St. Louis63
58	Xavier87
56	St. Joseph's62
84	Temple72
68	Richmond49
86	La Salle74
62	Charlotte60
88	Duquesne80
58	St. Joseph's †48
60	St. Louis †40
78	Rhode Island †69
44	Vanderbilt †77

Nickname: Colonials
 Colors: Buff & Blue
 Arena: Charles E. Smith Athletic Center
 Capacity: 5,000; Year Built: 1975
 AD: Jack E. Kvanecz
 SID: Brad Bower

GEORGETOWN

Washington, DC 20057-1121..... I

Coach: John Thompson III, Princeton 1988

2006-07 RESULTS (30-7)

69	Hartford59
86	Vanderbilt70
62	Old Dominion75
73	Fairfield60
69	Ball St.54
50	Oregon57
52	Duke61
89	James Madison53
73	Oral Roberts58
76	Winston-Salem32
69	Towson41
65	Navy44
67	Michigan51
66	Notre Dame48
52	Villanova56
69	Pittsburgh74
68	Rutgers54
74	Seton Hall58
66	DePaul52
82	Cincinnati67
72	St. John's (N.Y.)48
73	Louisville65
76	Marquette58
71	West Virginia53
58	Villanova55
75	Cincinnati65
61	Pittsburgh53
58	Syracuse72
59	Connecticut46
62	Villanova †57
84	Notre Dame †82
65	Pittsburgh †42
80	Belmont †55
62	Boston College †55
66	Vanderbilt †65

96 North Carolina †.....84
 60 Ohio St. †.....67
 Nickname: Hoyas
 Colors: Blue & Gray
 Arena: Verizon Center
 Capacity: 20,600; Year Built: 1997
 AD: Bernard Muir
 SID: Bill Shapland

GEORGIA

Athens, GA 30602-1661..... I

Coach: Dennis Felton, Howard 1985

2006-07 RESULTS (19-14)

97	Southern U.37
67	Western Ky.70
105	Valdosta St.74
105	South Carolina St.60
80	Alabama A&M36
87	Wake Forest86
96	Gardner-Webb67
96	Gonzaga †83
93	Jacksonville77
69	Georgia Tech78
60	Clemson75
54	Wisconsin64
51	Florida67
80	South Carolina56
85	Vanderbilt73
67	Arkansas64
76	Alabama78
78	Kentucky69
57	LSU54
71	Tennessee82
61	Vanderbilt66
61	Florida71
73	South Carolina54
75	Kennesaw St.66
86	Auburn79
49	Mississippi67
86	Mississippi St.73
70	Kentucky82
65	Tennessee71
80	Auburn †65
57	Florida †74
88	Fresno St.78
52	Air Force83

Nickname: Bulldogs
 Colors: Red & Black
 Arena: Stegeman Coliseum
 Capacity: 10,523; Year Built: 1963
 AD: Damon Evans
 SID: Tim Hix

GCSU

Milledgeville, GA 31061..... II

Coach: Terry Sellers, Aub.-Montgomery 1976

2006-07 RESULTS (19-10)

61	Livingstone †51
82	Catawba74
96	S.C.-Aiken82
80	Morehouse †76
84	West Ga. †71
73	Lander56
127	Carver Bible74
58	Presbyterian71
88	Presbyterian77
68	Ferris St. †61
50	Southern Ark. †40
64	Armstrong Atlantic66
53	Lander67
70	Augusta St.83
66	UNC Pembroke37
68	Ga. Southwestern53
93	S.C.-Aiken81
45	Augusta St.76
66	S.C. Upstate62
71	Ga. Southwestern58
86	North Georgia63
103	Columbus St.104
44	Clayton St.60

53 Armstrong Atlantic62
 95 Francis Marion64
 81 Columbus St.87
 64 Clayton St.....62
 68 UNC Pembroke †53
 82 Augusta St. †.....91

Nickname: Bobcats
 Colors: Navy Blue & Hunter Green
 Arena: Centennial Center
 Capacity: 4,071; Year Built: 1989
 AD: Stan Aldridge
 SID: Brad Muller

GA. SOUTHERN

Statesboro, GA 30460-8086..... I

Coach: Jeff Price, Pikeville 1981

2006-07 RESULTS (15-16)

116	UC Davis †73
48	Duke72
50	Illinois85
70	Winston-Salem41
61	Mercer59
59	Winston-Salem49
72	Northern Ill. †70
75	Drake87
101	Flagler67
84	Appalachian St.87
60	Clemson72
47	UNC Greensboro68
89	Pikeville68
72	Furman70
83	Wofford78
58	Chattanooga67
69	Citadel74
64	Col. of Charleston67
92	Davidson101
68	Elon67
62	UNC Greensboro65
57	Chattanooga62
55	Appalachian St.77
57	Western Caro.69
57	Furman55
67	Elon70
81	Citadel62
68	Wofford46
74	Col. of Charleston65
62	Citadel †46
66	Col. of Charleston †77

Nickname: Eagles
 Colors: Blue & White
 Arena: Hanner Fieldhouse
 Capacity: 4,378; Year Built: 1969
 AD: Samuel Q. Baker
 SID: Matt Horne

GA. SOUTHWESTERN

Americus, GA 31709-4693..... II

Coach: Michael Leeder, Florida St. 1992

2006-07 RESULTS (16-13)

69	Albany St. (Ga.)68
100	Carver Bible72
73	West Ala. †64
59	Valdosta St.66
42	Virginia St.66
74	Dist. Columbia51
80	Fort Valley St.65
56	Clark Atlanta54
74	Southern Conn. St. †72
72	Rollins82
64	Clayton St.67
43	S.C. Upstate57
72	Columbus St.81
78	North Georgia64
53	GCSU68
68	Francis Marion56
81	Columbus St.74
66	Lander74
58	GCSU71
48	UNC Pembroke51
56	Armstrong Atlantic59
76	Augusta St.85

58	Clayton St.....	55
70	S.C.-Aiken.....	49
76	Armstrong Atlantic.....	64
81	Augusta St.....	72
70	Pitt.-Johnstown †.....	61
60	Central St. (Ohio) †.....	72
76	North Georgia †.....	66

Nickname: Hurricanes
 Colors: Navy & Gold
 Arena: Storm Dome
 Capacity: 1,500
 AD: A. Randolph Barksdale
 SID: To be named

GEORGIA ST.

Atlanta, GA 30302-3975..... I

Coach: Michael Perry, Richmond 1981

2006-07 RESULTS (11-20)

66	Col. of Charleston.....	72
74	Georgia Tech.....	103
94	Winston-Salem.....	87
70	Alabama St.....	59
63	Charlotte.....	72
70	Savannah St.....	60
59	Hofstra.....	62
55	Florida St.....	87
64	Alabama St.....	56
59	Iowa.....	101
57	Clemson.....	67
55	Drexel.....	61
87	Towson.....	81
43	William & Mary.....	57
69	Northeastern.....	84
59	UNC Wilmington.....	54
61	Delaware.....	44
52	James Madison.....	59
63	Hofstra.....	76
65	William & Mary.....	81
57	Old Dominion.....	92
72	UNC Wilmington.....	60
71	VCU.....	100
55	Old Dominion.....	68
65	Towson.....	92
71	Northeastern.....	65
63	Elon.....	53
54	George Mason.....	60
70	VCU.....	72
70	William & Mary †.....	68
60	VCU †.....	73

Nickname: Panthers
 Colors: Blue & White
 Arena: GSU Sports Arena
 Capacity: 4,500; Year Built: 1972
 AD: Mary A. McElroy
 SID: Charlie Taylor

GEORGIA TECH

Atlanta, GA 30332-0455..... I

Coach: Paul Hewitt, St. John Fisher
 1985

2006-07 RESULTS (20-12)

83	Elon.....	49
100	Jackson St.....	70
103	Georgia St.....	74
79	Purdue †.....	61
92	Memphis †.....	85
73	UCLA †.....	88
77	Penn St.....	73
82	Miami (Fla.).....	90
64	Vanderbilt.....	73
92	Centenary (La.).....	52
78	Georgia.....	69
85	Troy.....	55
87	St. Francis (Pa.).....	43
97	Winston-Salem.....	46
74	Clemson.....	75
74	Duke.....	63
88	Florida St.....	80
61	North Carolina.....	77
65	Maryland.....	80
65	Virginia Tech.....	73

75	Wake Forest.....	85
80	Clemson.....	62
74	North Carolina St.....	65
65	Connecticut †.....	52
63	Florida St.....	57
62	Duke.....	71
75	Wake Forest.....	61
69	Virginia.....	75
84	North Carolina.....	77
74	Boston College.....	60
112	Wake Forest †.....	114
63	UNLV †.....	67

Nickname: Yellow Jackets
 Colors: Old Gold & White
 Arena: Alexander Memorial Coliseum
 Capacity: 9,191; Year Built: 1956
 AD: Dan Radakovich
 SID: Mike Stamus

GETTYSBURG

Gettysburg, PA 17325-1668..... III

Coach: George Petrie, Lebanon Valley
 1972

2006-07 RESULTS (13-13)

55	Otterbein.....	56
77	Wesley.....	67
42	York (Pa.).....	58
48	Frank. & Marsh.....	67
52	Haverford.....	53
60	Ursinus.....	65
51	McDaniel.....	54
64	Union (N.Y.) †.....	49
61	Methodist †.....	71
64	Elizabethtown.....	70
64	Muhlenberg.....	67
70	Washington (Md.).....	55
52	Swarthmore.....	49
65	Haverford.....	60
68	Dickinson.....	42
65	McDaniel.....	71
67	Johns Hopkins.....	83
71	Muhlenberg.....	64
67	Frank. & Marsh.....	66
88	Washington (Md.).....	51
73	Ursinus.....	85
60	Swarthmore.....	49
65	Johns Hopkins.....	58
71	Dickinson.....	65
60	Muhlenberg.....	51
73	Johns Hopkins.....	80

Nickname: Bullets
 Colors: Orange & Blue
 Arena: Bream Gymnasium
 Capacity: 3,000; Year Built: 1962
 AD: David Wright
 SID: Eric Lawrence

GLENVILLE ST.

Glenville, WV 26351..... III

Coach: Dwaine Osborne

2006-07 RESULTS (6-22)

74	West Va. Wesleyan †.....	70
95	Ohio St.-Newark †.....	85
84	Slippery Rock.....	82
79	Elizabeth City St.....	87
68	Tusculum.....	81
89	West Liberty St.....	107
80	Southern Ind.....	108
75	Ky. Wesleyan.....	86
105	Pfeiffer.....	112
87	Elizabeth City St.....	93
77	Alderson-Broaddus.....	97
89	West Va. Wesleyan.....	92
70	Davis & Elkins.....	77
80	Bluefield St.....	92
87	Ohio Valley.....	98
90	Concord.....	98
49	Fairmont St.....	86
78	Wheeling Jesuit.....	93
72	Alderson-Broaddus.....	98
62	Shepherd.....	94

66	Salem Int'l.....	77
70	West Va. Wesleyan.....	63
92	West Virginia St.....	107
93	Concord.....	116
60	Charleston (W.V.).....	82
76	Bluefield St.....	75
71	Davis & Elkins.....	69
73	Concord.....	78

Nickname: Pioneers
 Colors: Royal Blue & White
 Arena: Jesse Lilly Gym
 Capacity: 1,600; Year Built: 1950
 AD: Steven Harold
 SID: Dwaine Osborne

GOLDEY-BEACOM

Wilmington, DE 19808..... II

Coach: Chuck Hammond, Philadelphia
 U. 1999

2006-07 RESULTS (15-13)

70	Tampa.....	76
64	Eckerd †.....	76
73	Molloy.....	72
82	NYIT.....	76
56	Dominican (N.Y.).....	59
67	Phila. Sciences.....	76
67	Felician.....	62
81	Bloomfield.....	64
57	Davis & Elkins.....	72
67	Philadelphia U.....	90
64	Nyack.....	52
58	Post.....	59
56	Caldwell.....	51
55	Holy Family.....	53
60	Dominican (N.Y.).....	58
85	Wilmington (Del.).....	79
73	Davis & Elkins.....	66
74	Bloomfield.....	78
68	Phila. Sciences.....	55
66	Nyack.....	82
88	Felician.....	92
72	Philadelphia U.....	55
68	Post.....	59
58	Holy Family.....	70
54	Wilmington (Del.).....	49
52	Caldwell.....	53
65	Caldwell.....	74
86	Molloy.....	70

Nickname: Lightning
 Colors: Navy, Gold & White
 Arena: MBNA America Hall Gymnasium
 Capacity: 1,000; Year Built: 1998
 AD: Chris Morgan
 SID: Jennifer Smith

GONZAGA

Spokane, WA 99258-0066..... I

Coach: Mark Few, Oregon 1987

2006-07 RESULTS (23-11)

90	Eastern Wash.....	75
88	Rice †.....	50
78	Baylor †.....	69
92	UTSA.....	48
82	North Carolina †.....	74
71	Butler †.....	79
76	Idaho.....	51
69	Portland St.....	51
87	Texas †.....	77
67	Washington St.....	77
97	Washington.....	77
83	Georgia †.....	96
54	Duke †.....	61
74	Nevada †.....	82
87	Virginia.....	108
97	Loyola Marymount.....	62
69	Pepperdine.....	52
77	Santa Clara.....	69
75	St. Mary's (Cal.).....	80
80	Portland.....	68
72	San Francisco.....	56
91	San Diego.....	82

90	Stanford.....	86
82	Pepperdine.....	57
61	Loyola Marymount.....	67
60	St. Mary's (Cal.).....	49
73	Santa Clara.....	84
77	Memphis.....	78
87	Portland.....	67
86	San Francisco.....	79
74	San Diego.....	64
88	San Diego †.....	70
77	Santa Clara †.....	68
57	Indiana †.....	70

Nickname: Bulldogs, Zags
 Colors: Blue, White & Red
 Arena: McCarthy Athletic Center
 Capacity: 6,000; Year Built: 2004
 AD: Michael L. Roth
 SID: Oliver Pierce

GORDON

Wenham, MA 01984-1899..... III

Coach: Mike Schauer, Wheaton (Ill.)
 1993

2006-07 RESULTS (19-8)

89	Mount Ida.....	72
78	MIT.....	71
79	Phila. Biblical.....	76
92	Mitchell.....	54
79	Wentworth Inst.....	62
89	New England Col.....	76
70	Salem St.....	76
53	Husson.....	70
87	Northwestern (Minn.).....	82
67	Roger Williams.....	77
83	Colby-Sawyer.....	63
86	New England Col.....	60
68	Salve Regina.....	51
63	Wentworth Inst.....	76
72	Eastern Nazarene.....	58
73	Endicott.....	69
69	Newbury.....	70
74	Nichols.....	66
66	New England.....	33
77	Curry.....	53
74	Bates.....	82
59	Colby-Sawyer.....	56
61	Endicott.....	62
74	Anna Maria.....	52
76	New England.....	38
63	Salve Regina.....	56
68	Wentworth Inst.....	69

Nickname: Fighting Scots
 Colors: Cyan & White
 Arena: Bennett Center
 Capacity: 2,300; Year Built: 1996
 AD: Joe Hakes
 SID: Patrick Byrne

GOUCHER

Baltimore, MD 21204-2794..... III

Coach: Leonard Trevino, Texas Tech
 1987

2006-07 RESULTS (7-18)

77	Maryland Bible.....	59
77	Frostburg St.....	72
69	Johns Hopkins.....	85
68	McDaniel.....	76
55	York (Pa.).....	69
68	Catholic.....	62
67	Salisbury.....	73
83	Marymount (Va.).....	76
62	Lebanon Valley.....	74
38	Robert Morris.....	83
79	Mt. St. Mary (N.Y.) †.....	60
62	Ozarks (Mo.) †.....	67
75	Gallaudet.....	68
65	Hood.....	73
59	Mary Washington.....	87
80	St. Mary's (Md.).....	86
78	York (Pa.).....	91
49	Catholic.....	80

65	Salisbury	80
67	Marymount (Va.)	70
85	Gallaudet	67
74	Hood	78
59	Mary Washington	100
73	St. Mary's (Md.)	87
72	Hood	82

Nickname: Gophers
 Colors: Blue & Gold
 Arena: Sports/Recreation Center
 Capacity: 1,200; Year Built: 1991
 AD: Geoffrey Miller
 SID: Mike Sanders

GRAMBLING

Grambling, LA 71245 I

Coach: Larry Wright, Grambling 1982

2006-07 RESULTS (12-14)

69	Texas Col.	67
61	Houston	96
46	TCU	64
69	Baylor	95
49	Dayton	58
68	Jarvis Christian	64
27	Texas A&M	101
63	Alabama A&M	52
66	Alabama St.	76
70	Southern U.	67
61	Alcorn St.	58
66	Prairie View	52
47	Texas Southern	55
77	Jackson St.	74
74	Ark.-Pine Bluff	68
78	Mississippi Val.	84
43	Southern U.	76
83	Alcorn St.	76
87	Prairie View	73
68	Texas Southern	76
57	Jackson St.	66
68	Ark.-Pine Bluff	72
55	Mississippi Val.	64
93	Alabama A&M	69
76	Alabama St.	70
48	Ark.-Pine Bluff †	51

Nickname: Tigers
 Colors: Black & Gold
 Arena: Tiger Memorial Gym
 Capacity: 4,500; Year Built: 1954
 AD: Troy A. Mathieu
 SID: Ryan McGinty

GRAND CANYON

Phoenix, AZ 85017 II

Coach: Scott Mossman, Mid-America Naz. 1982

2006-07 RESULTS (21-8)

75	Western N.M.	82
64	UC San Diego	62
80	St. Martin's †	60
67	Western Wash.	77
79	Western N.M.	63
78	Dallas Baptist	64
60	Cal St. San B'dino	104
69	Cal St. Dom. Hills	70
54	Hawaii Pacific	49
58	Hawaii Pacific	50
73	BYU-Hawaii	79
123	S'western (Ariz.)	60
73	Hawaii-Hilo	60
89	Hawaii-Hilo	91
86	Chaminade	72
83	Notre Dame de Namur	77
51	Notre Dame de Namur	49
81	Dixie St.	90
89	BYU-Hawaii	79
78	BYU-Hawaii	67
61	Hawaii Pacific	47
56	Chaminade	54
71	Chaminade	68
72	Hawaii-Hilo	64
98	Dallas Baptist	61

82	Notre Dame de Namur	62
80	Notre Dame de Namur	68
87	Seattle Pacific †	65
81	Humboldt St. †	95

Nickname: Antelopes
 Colors: Purple, Black & White
 Arena: Antelope Gym
 Capacity: 2,000; Year Built: 1994
 AD: Keith Baker
 SID: Cory Hitchcock

GRAND VALLEY ST.

Allendale, MI 49401 II

Coach: Ric Wesley, Central Mich. 1980

2006-07 RESULTS (29-5)

81	Davenport	52
74	Upper Iowa	40
56	Christian Bros. †	47
86	Mo.-St. Louis	57
71	Saginaw Valley	72
72	Northwood (Mich.)	53
70	Ferris St.	63
74	Mercyhurst	79
57	Lewis	38
89	Rochester College	67
59	Montevallo †	58
62	Fla. Southern	42
48	Michigan Tech	43
87	Northern Mich.	49
63	Lake Superior St.	33
63	Northern Mich.	52
79	Marygrove	40
61	Gannon	49
54	Wayne St. (Mich.)	44
79	Ashland	38
82	Lake Superior St.	48
74	Northwood (Mich.)	49
62	Findlay	76
69	Michigan Tech	64
87	Hillsdale	64
76	Saginaw Valley	71
75	Ferris St.	68
72	Ferris St.	59
88	Northern Mich. †	87
61	Findlay	71
85	Quincy †	75
90	Southern Ind. †	83
66	Northern Ky. †	42
81	Barton †	83

Nickname: Lakers
 Colors: Blue, Black & White
 Arena: Grand Valley Field House
 Capacity: 4,010; Year Built: 1982
 AD: Tim W. Selgo
 SID: Tim Nott

GREEN MOUNTAIN

Poultney, VT 05764 II

Coach: Todd Montana, Ithaca 2001

2006-07 RESULTS (2-22)

57	Potsdam St.	82
55	Castleton †	86
57	Southern Vt.	73
57	Johnson St.	70
56	Morrisville St.	89
48	Hartwick	72
61	Fisher	76
59	Paul Smith	58
62	Centenary (N.J.)	73
47	Middlebury	102
41	Newbury	62
63	Mitchell	91
62	Lyndon St.	71
49	Mount Ida	57
59	Eastern Conn. St.	85
66	Vermont Tech	78
67	Mass. Liberal Arts	91
46	Albany Pharmacy	70
85	Life (Ga.)	63
49	Mt. St. Vincent	70
75	Me.-Presque Isle	77

49	Castleton	71
42	Morrisville St.	71
60	Mitchell	64

Nickname: Eagles
 Colors: Green & Gold
 AD: Jamey Ventura
 SID: To be named

GREENSBORO

Greensboro, NC 27401-1875 III

Coach: Bryan Galuski, Eckerd 1998

2006-07 RESULTS (20-7)

81	Piedmont †	71
65	Huntingdon †	56
85	Apprentice	72
74	Guilford †	78
76	East. Mennonite †	68
68	Bridgewater (Va.)	52
69	Fisk	65
66	John Carroll	63
85	Oswego St. †	82
83	Fisk †	75
49	Maryville (Tenn.)	62
86	Southern Va.	88
62	Methodist	47
79	Averett	55
68	Ferrum	79
91	N.C. Wesleyan	80
83	Southern Va.	60
65	Shenandoah	52
65	Chris. Newport	67
68	Methodist	60
79	Averett	83
94	Ferrum	84
78	N.C. Wesleyan	62
77	Shenandoah	67
96	Chris. Newport	86
86	Shenandoah	75
76	N.C. Wesleyan †	84

Nickname: The Pride
 Colors: Green, White & Silver
 Arena: Hanes Gymnasium
 Capacity: 850; Year Built: 1964
 AD: Kim A. Strable
 SID: Bob Lowe

GREENVILLE

Greenville, IL 62246 III

Coach: George Barber, Asbury 1986

2006-07 RESULTS (13-12)

74	Concordia (Ill.) †	82
74	Dominican (Ill.) †	80
59	McKendree	82
96	Logan Chiropractic	57
88	Blackburn	75
79	Fontbonne	77
80	Robert Morris-S'fiel	90
78	Harris-Stowe	80
91	Principia	58
61	Maryville (Mo.)	58
88	MacMurray	86
93	Lincoln Christian	62
76	Webster	93
78	Eureka	90
67	Westminster (Mo.)	75
70	Blackburn	74
75	Fontbonne	90
72	Maryville (Mo.)	70
96	Principia	89
85	Webster	80
78	MacMurray	86
74	Lincoln Christian	71
90	St. Louis Pharmacy	80
88	Eureka	92
85	Westminster (Mo.)	77

Nickname: Panthers
 Colors: Orange & Black
 Arena: H.J. Long Gymnasium
 Capacity: 2,000; Year Built: 1960
 AD: Doug Faulkner
 SID: B.J. Schneck

GRINNELL

Grinnell, IA 50112 III

Coach: David Arseneault, Colby 1976

2006-07 RESULTS (17-7)

106	Carthage	118
136	MacMurray	116
134	Carroll (Wis.)	136
97	St. Norbert	122
143	Monmouth (Ill.)	125
139	Simpson	127
90	Wis.-Whitewater †	126
124	Kalamazoo †	104
105	Wis.-Oshkosh	123
79	Lake Forest	80
125	Milwaukee Engr.	106
142	Lawrence	130
98	Beloit	79
120	Ripon	118
106	Lawrence	103
90	Knox	70
116	Illinois Col.	105
127	Monmouth (Ill.)	111
113	Carroll (Wis.)	104
93	St. Norbert	66
100	Lake Forest	65
91	Knox	74
109	Illinois Col.	86
79	Lake Forest	94

Nickname: Pioneers
 Colors: Scarlet & Black
 Arena: Darby Gym
 Capacity: 1,250; Year Built: 2005
 AD: Dee Fairchild
 SID: Steven Phelps

GROVE CITY

Grove City, PA 16127-2104 III

Coach: Steve Lamie, Grove City 1985

2006-07 RESULTS (16-13)

75	Allegheny †	78
52	Carnegie Mellon †	70
69	Penn St.-Altoona	59
74	Geneva	64
51	Juniata	61
82	Waynesburg	89
76	Kenyon	70
93	Hiram	97
82	Cincinnati-Clermont †	87
87	Wright St.-Lake †	77
65	Case Reserve	57
63	Bethany (W.V.)	75
57	Thiel	71
63	St. Vincent	62
68	Penn St.-Beaver	58
101	Westminster (Pa.)	91
49	Thomas More	48
74	Wash. & Jeff.	59
68	Waynesburg	75
65	Thiel	56
72	Bethany (W.V.)	58
59	Westminster (Pa.)	71
74	St. Vincent	84
84	Wash. & Jeff.	87
101	Thomas More	65
89	Waynesburg	60
86	Westminster (Pa.)	67
60	Wash. & Jeff.	56
46	Penn St.-Behrend	78

Nickname: Wolverines
 Colors: Crimson and White
 Arena: College Arena
 Capacity: 1,800; Year Built: 1953
 AD: Donald L. Lyle
 SID: Ryan Briggs

GUILFORD

Greensboro, NC 27410-4173..... III

Coach: Tom Palombo, Va. Wesleyan
1989

2006-07 RESULTS (24-5)

101 Robert Morris-Chi. †.....	77
91 Sewanee †.....	78
78 Greensboro †.....	74
102 Lynchburg.....	80
66 Hampden-Sydney.....	63
77 Roanoke.....	67
70 Shenandoah.....	58
108 Methodist.....	102
74 Averett.....	69
80 Randolph-Macon.....	73
55 Va. Wesleyan.....	75
130 Emory & Henry.....	114
68 Roanoke.....	72
70 Bridgewater (Va.).....	66
79 East. Mennonite.....	69
76 Randolph-Macon.....	65
69 Va. Wesleyan.....	72
62 Wash. & Lee.....	61
95 Lynchburg.....	70
86 Hampden-Sydney.....	72
74 Bridgewater (Va.).....	52
84 East. Mennonite.....	75
95 Wash. & Lee.....	77
108 Emory & Henry.....	107
78 Bridgewater (Va.) †.....	88
101 Manhattanville †.....	81
80 Johns Hopkins.....	73
129 Lincoln (Pa.) †.....	128
71 Va. Wesleyan.....	81

Nickname: Quakers
Colors: Crimson & Gray
Arena: Ragan-Brown Field House
Capacity: 2,500; Year Built: 1980
AD: Marion Kirby
SID: Dave Walters

GUST. ADOLPHUS

Saint Peter, MN 56082-1498..... III

Coach: Mark Hanson, Gust. Adolphus
1983

2006-07 RESULTS (14-13)

76 Luther.....	68
70 Buena Vista.....	78
58 Carthage.....	63
77 Macalester.....	72
84 Augsburg.....	67
78 Bethel (Minn.).....	77
54 St. John's (Minn.).....	63
91 Minn.-Morris.....	58
85 Bethany Lutheran.....	87
77 St. Mary's (Minn.).....	70
58 Concordia-M'head.....	63
57 St. Thomas (Minn.).....	74
73 Hamline.....	50
60 St. Olaf.....	57
53 Carleton.....	66
79 Macalester.....	70
69 Augsburg.....	56
66 Bethel (Minn.).....	72
66 St. John's (Minn.).....	100
72 St. Mary's (Minn.).....	61
80 Concordia-M'head.....	57
80 St. Thomas (Minn.).....	74
78 Hamline.....	79
52 St. Olaf.....	58
65 Carleton.....	71
70 Carleton.....	59
65 St. John's (Minn.).....	87

Nickname: Golden Gusties
Colors: Black & Gold
Arena: Gus Young Court
Capacity: 3,000; Year Built: 1984
AD: Alan Molde
SID: Tim Kennedy

GWYNEDD-MERCY

Gwynedd Valley, PA 19437-0901 III

Coach: John Baron, York (Pa.) 1995

2006-07 RESULTS (14-13)

80 Emmanuel (Mass.).....	77
76 New Jersey City †.....	91
77 Eastern.....	61
70 Misericordia.....	66
77 Marywood.....	80
61 Immaculata.....	56
76 Rowan.....	92
62 Elmhurst †.....	79
44 North Central (Ill.) †.....	66
57 Richard Stockton.....	68
93 Delaware Valley.....	84
76 Immaculata.....	64
71 Neumann.....	67
88 Wesley.....	87
84 Cabrini.....	71
59 Eastern.....	65
101 Marywood.....	54
48 Arcadia.....	71
57 Alvernia.....	54
70 Misericordia.....	78
61 Alvernia.....	64
75 Neumann.....	90
69 Arcadia.....	61
72 Wesley.....	65
74 Cabrini.....	73
59 Immaculata.....	65
77 DeSales.....	88

Nickname: Griffins
Colors: Cardinal & Gold
Arena: Griffin Complex
Capacity: 1,200; Year Built: 1991
AD: Keith Mondillo
SID: Chris Panter

HAMILTON

Clinton, NY 13323..... III

Coach: Tobin Anderson, Wesleyan
(Conn.) 1995

2006-07 RESULTS (19-7)

78 Hartwick.....	67
75 Norwich.....	67
97 Medgar Evers.....	70
68 Utica.....	64
79 Wesleyan (Conn.).....	76
84 Middlebury.....	86
60 Haverford †.....	51
85 DePauw †.....	77
75 Brockport St.....	94
91 Hobart.....	67
59 Clarkson.....	65
81 St. Lawrence.....	74
79 Union (N.Y.).....	59
84 Skidmore.....	88
61 Williams.....	63
64 Rensselaer.....	58
82 Vassar.....	76
78 Skidmore.....	47
63 Union (N.Y.).....	58
76 St. Lawrence.....	68
71 Clarkson.....	60
86 Hobart.....	87
85 Vassar.....	70
86 Rensselaer.....	64
74 Union (N.Y.).....	62
64 St. Lawrence.....	65

Nickname: Continentals
Colors: Buff & Blue
Arena: Margaret Bundy Scott Field House
Capacity: 2,500; Year Built: 1978
AD: Susan Viscomi
SID: Jim Taylor

HAMLIN

St. Paul, MN 55104..... III

Coach: Barry Wohler, Minnesota 1982

2006-07 RESULTS (8-17)

91 Colorado Col. †.....	84
71 Colorado St.-Pueblo.....	86
78 Northwestern (Minn.).....	79
89 Bethel (Minn.).....	93
66 St. Thomas (Minn.).....	81
87 St. Mary's (Minn.).....	89
47 Minn. St. Mankato.....	76
73 St. Olaf.....	67
85 St. Scholastica.....	81
45 Augsburg.....	65
65 Concordia-M'head.....	84
75 Carleton.....	70
50 Gust. Adolphus.....	73
83 St. John's (Minn.).....	92
77 Macalester.....	79
70 St. Olaf.....	66
68 Bethel (Minn.).....	83
71 St. Thomas (Minn.).....	90
70 St. Mary's (Minn.).....	84
85 Augsburg.....	84
74 Concordia-M'head.....	66
61 Carleton.....	98
79 Gust. Adolphus.....	78
61 St. John's (Minn.).....	97
72 Macalester.....	84

Nickname: Pipers
Colors: Burgundy & Gray
Arena: Hutton Arena
Capacity: 2,000; Year Built: 1937
AD: Dan O'Brien
SID: Troy Mallat

HAMPDEN-SYDNEY

Hampden-Sydney, VA 23943..... III

Coach: Ryan "Bubba" Smith, Furman
2000

2006-07 RESULTS (19-11)

87 Roberts Wesleyan †.....	85
93 Westminster (Pa.).....	84
59 Averett.....	66
77 Ferrum.....	64
113 Emory & Henry.....	102
63 Guilford.....	66
60 Va. Wesleyan.....	78
81 N.C. Wesleyan.....	69
69 Shenandoah.....	70
120 New Jersey City.....	113
91 Bridgewater (Va.).....	88
78 East. Mennonite.....	55
59 Randolph-Macon.....	60
90 Lynchburg.....	63
66 Wash. & Lee.....	58
65 Roanoke.....	62
49 Va. Wesleyan.....	75
58 Bridgewater (Va.).....	61
74 East. Mennonite.....	67
100 Emory & Henry.....	108
72 Guilford.....	86
71 Wash. & Lee.....	60
79 Roanoke.....	80
80 Lynchburg.....	68
82 Randolph-Macon.....	53
102 Emory & Henry †.....	100
70 Va. Wesleyan †.....	67
77 Roanoke.....	62
68 Hood †.....	65
51 Va. Wesleyan.....	61

Nickname: Tigers
Colors: Garnet & Gray
Arena: S. Douglas Fleet Gym
Capacity: 2,500; Year Built: 1979
AD: Joseph E. Bush
SID: Donnie Turlington

HAMPTON

Hampton, VA 23668..... I

Coach: Kevin Nickelberry, Va. Wesleyan
1986

2006-07 RESULTS (15-16)

75 Maryland.....	102
74 New Orleans †.....	73
47 Holy Cross.....	62
49 UMBC.....	56
46 George Mason.....	55
51 VCU.....	74
72 Norfolk St.....	74
71 UNC Greensboro.....	64
84 Howard †.....	95
69 Virginia.....	91
89 St. Bonaventure.....	74
67 William & Mary.....	72
59 Bethune-Cookman.....	55
76 Florida A&M.....	74
70 Morgan St.....	75
77 Coppin St.....	69
64 Delaware St.....	75
80 Longwood.....	59
63 South Carolina St.....	74
70 N.C. A&T.....	64
67 Bethune-Cookman.....	45
74 Florida A&M.....	72
67 Morgan St.....	65
71 Coppin St.....	56
74 Delaware St.....	81
66 Norfolk St.....	52
60 South Carolina St.....	61
76 N.C. A&T.....	79
71 Md.-East. Shore.....	58
76 Howard †.....	61
58 Florida A&M †.....	61

Nickname: Pirates
Colors: Royal Blue & White
Arena: Convocation Center
Capacity: 7,200; Year Built: 1993
AD: Joseph Taylor
SID: Jamar Ross

HANOVER

Hanover, IN 47243-0108..... III

Coach: Mike Beitzel, Wooster 1968

2006-07 RESULTS (14-11)

78 Maryville (Mo.) †.....	64
82 Webster †.....	84
90 Wabash.....	85
100 Cincinnati-Clermont.....	70
83 Albion.....	69
84 Franklin.....	90
72 Rose-Hulman.....	71
101 Mt. St. Joseph.....	68
72 Defiance.....	81
65 Ill. Wesleyan.....	84
116 Westminster (Pa.).....	90
83 Mt. Vernon Naz. †.....	121
85 Loras †.....	91
74 Manchester.....	66
72 Anderson (Ind.).....	69
83 Bluffton.....	94
71 Transylvania.....	70
56 Rose-Hulman.....	61
58 Franklin.....	73
80 Defiance.....	83
59 Mt. St. Joseph.....	58
77 Anderson (Ind.).....	74
83 Manchester.....	73
47 Transylvania.....	64
82 Bluffton.....	68

Nickname: Panthers
Colors: Red & Blue
Arena: John Collier Arena
Capacity: 2,000; Year Built: 1995
AD: Lynn Hall
SID: Carter Cloyd

HARDIN-SIMMONS

Abilene, TX 79698..... III

Coach: Dylan Howard, UAB 1989

2006-07 RESULTS (16-12)

56	Southwestern (Tex.)	58
86	East Tex. Baptist	63
60	LeTourneau	61
90	Louisiana Col.	74
67	Mississippi Col.	70
64	McMurry	63
86	Ozarks (Ark.)	79
60	Trinity (Tex.)	67
69	Ripon †	80
61	Va. Wesleyan †	67
75	Texas-Dallas	56
77	Texas-Tyler	70
85	Concordia (Tex.)	97
61	Mary Hardin-Baylor	72
89	Schreiner	74
66	Texas Lutheran	60
53	McMurry	67
95	Howard Payne	70
84	Sul Ross St.	58
77	Howard Payne	69
49	Sul Ross St.	53
86	Schreiner	64
70	Texas Lutheran	66
99	Concordia (Tex.)	71
72	Mary Hardin-Baylor	75
74	LeTourneau †	65
71	Mary Hardin-Baylor †	67
64	Mississippi Col.	77

Nickname: Cowboys
 Colors: Purple & Gold
 Arena: Mabee Complex
 Capacity: 3,003; Year Built: 1979
 AD: John Neese
 SID: Chad Grubbs

HARDING

Searcy, AR 72149-2281..... II

Coach: Jeff Morgan, West Tex. A&M 1989

2006-07 RESULTS (17-12)

91	St. Edward's	89
70	Incarnate Word †	79
68	Ala.-Huntsville	55
109	Ecclesia	50
94	Texas Col.	71
103	North Ala.	96
97	Champion Bapt.	44
68	North Ala.	79
57	Ala.-Huntsville	71
82	Drury	85
72	BYU-Hawaii †	75
65	Hawaii Pacific	67
99	Central Baptist	78
87	Ark.-Monticello	76
65	Delta St.	78
76	Ouachita Baptist	77
77	Arkansas Tech	69
58	Henderson St.	60
65	Southern Ark.	55
64	Christian Bros.	52
79	Ark.-Monticello	70
83	Delta St.	87
77	Ouachita Baptist	68
86	Arkansas Tech	74
58	Henderson St.	55
64	Southern Ark.	61
71	Christian Bros.	76
73	Valdosta St. †	72
71	Henderson St. †	76

Nickname: Bisons
 Colors: Black & Gold
 Arena: Rhodes Fieldhouse
 Capacity: 3,000; Year Built: 1949
 AD: Greg Harnden
 SID: Scott Goode

HARTFORD

West Hartford, CT 06117-1599..... I

Coach: Dan Leibovitz, Penn 1996

2006-07 RESULTS (13-18)

59	Georgetown	69
64	Towson	78
53	Army	62
60	Dartmouth	50
63	Cornell	61
64	Long Island	49
55	Penn St.	56
76	Monmouth	75
66	Yale	65
58	St. Francis (N.Y.)	52
82	Brown	95
71	Canisius	81
62	Maine	60
80	Boston U.	75
59	New Hampshire	72
50	Stony Brook	47
55	Binghamton	57
68	UMBC	73
67	Albany (N.Y.)	80
63	Vermont	76
64	Maine	65
60	Boston College	94
51	Boston U.	59
55	Albany (N.Y.)	61
62	New Hampshire	46
59	Stony Brook	44
62	UMBC	54
53	Binghamton	55
73	Vermont	90
49	Stony Brook †	47
62	Vermont †	81

Nickname: Hawks
 Colors: Scarlet & White
 Arena: Chase Arena at Reich Family Pavilion
 Capacity: 3,977; Year Built: 1990
 AD: Patricia H. Meiser
 SID: David Longolucco

HARTWICK

Oneonta, NY 13820-4020..... III

Coach: Paul Culp, St. Michael's 1993

2006-07 RESULTS (10-15)

67	Hamilton	78
63	New England †	40
87	Mass. Liberal Arts	78
84	Maritime (N.Y.)	63
62	Skidmore	56
68	Elms	73
72	Green Mountain	48
81	Bard	54
57	Oneonta St.	49
61	Scranton	85
54	Utica	72
59	Vassar	65
57	Ithaca	74
62	Elmira	74
48	St. John Fisher	65
58	Alfred	74
87	Nazareth	92
86	Rochester Inst.	82
59	Utica	71
73	Elmira	53
53	Ithaca	62
73	Rochester Inst.	69
73	Nazareth	81
55	Alfred	76
49	St. John Fisher	73

Nickname: Hawks
 Colors: Royal Blue & White
 Arena: Binder Gymnasium
 Capacity: 1,800; Year Built: 1968
 AD: Debra P. Warren
 SID: April Raynovich

HARVARD

Boston, MA 02163 I

Coach: Frank Sullivan, Westfield St. 1973

2006-07 RESULTS (12-16)

75	Maine	71
74	Boston U.	78
50	Michigan	82
69	Holy Cross	82
83	Lehigh	75
83	New Hampshire	81
76	Colgate	64
87	Long Island	79
76	Albany (N.Y.)	79
72	Central Conn. St.	65
84	Vermont	76
75	Sacred Heart	95
92	Providence	101
48	UC Irvine	81
73	Dartmouth	80
77	Dartmouth	71
78	Yale	88
92	Brown	88
70	Columbia	90
65	Cornell	64
68	Princeton	74
53	Penn	67
66	Brown	70
71	Yale	86
67	Penn	83
50	Princeton	43
85	Cornell	79
66	Columbia	76

Nickname: Crimson
 Colors: Crimson, Black & White
 Arena: Lavietes Pavilion
 Capacity: 2,195; Year Built: 1926
 AD: Robert L. Scalise
 SID: Kurt Svoboda

HVERFORD

Haverford, PA 19041-1392 III

Coach: Michael Mucci, Villanova 1977

2006-07 RESULTS (14-12)

50	Trinity (Conn.)	78
53	Wittenberg †	68
55	Catholic	61
71	Muhlenberg	77
53	Gettysburg	52
72	Washington (Md.)	61
43	Frank. & Marsh.	69
39	Lehigh	83
51	Hamilton †	60
62	Dallas †	49
60	McDaniel	56
64	Johns Hopkins	59
50	Dickinson	48
60	Gettysburg	65
50	Swarthmore	51
60	Frank. & Marsh.	55
53	Ursinus	70
67	McDaniel	63
56	Muhlenberg	39
68	Johns Hopkins	72
65	Washington (Md.)	61
51	Dickinson	50
75	Ursinus	74
84	Swarthmore	78
70	Ursinus †	69
61	Johns Hopkins	68

Nickname: Fords
 Colors: Scarlet & Black
 Arena: Calvin J. Gooding '84
 Capacity: 1,200; Year Built: 2005
 AD: John E. Douglas/Wendy Smith
 SID: Ryan Griswold

HAWAII

Honolulu, HI 96822-2370 I

Coach: Riley Wallace, Centenary (La.) 1964

2006-07 RESULTS (18-13)

59	UNLV	73
79	Coppin St.	67
85	Oregon St.	41
80	Hofstra †	79
56	California †	72
71	Pacific †	60
59	Santa Clara	68
58	UNLV	61
89	Northwestern St.	78
89	San Francisco	85
81	Nebraska	72
76	Creighton	60
66	Tenn.-Martin	53
86	New Mexico St.	92
67	Louisiana Tech	70
83	Fresno St.	66
66	Nevada	68
75	Idaho	76
62	Boise St.	73
72	San Jose St.	52
69	Utah St.	61
54	Fresno St.	42
68	Nevada	69
74	Louisiana Tech	50
68	New Mexico St.	71
58	Utah St.	58
93	Long Beach St.	78
67	San Jose St.	55
81	Idaho	64
92	Boise St.	75
70	Utah St. †	73

Nickname: Rainbow Warriors
 Colors: Green, Black, Silver & White
 Arena: Stan Sheriff Center
 Capacity: 10,300; Year Built: 1994
 AD: Herman R. Frazier
 SID: Derek Inouchi

HAWAII PACIFIC

Honolulu, HI 96813 II

Coach: Darren Vorderbruegge, Bethany (Kan.)

2006-07 RESULTS (10-17)

79	Cal St. Stanislaus †	75
57	Central Wash. †	93
79	Carleton	76
65	St. Martin's	60
63	Holy Names	76
51	Menlo	53
53	UC San Diego	50
50	Seattle	53
84	Ark.-Monticello	75
67	Harding	65
66	Indianapolis	70
49	Grand Canyon	54
50	Grand Canyon	58
71	Notre Dame de Namur	60
66	Hawaii-Hilo	84
74	Hawaii-Hilo	80
63	BYU-Hawaii	74
70	BYU-Hawaii	74
56	Chaminade	86
65	Hawaii-Hilo	64
55	Notre Dame de Namur	71
59	Notre Dame de Namur	55
47	Grand Canyon	61
67	Chapman	69
90	Chaminade	85
68	Chaminade	93
51	BYU-Hawaii	72

Nickname: Sea Warriors
 Colors: Columbia Blue, Kelly Green & White
 Arena: Neal Blaisdell Center
 Capacity: 7,500
 AD: Darren Vorderbruegge
 SID: Jeff Harada

HAWAII-HILO

Hilo, HI 96720-4091..... II

Coach: Jeff Law, Plattsburgh St. 1985

2006-07 RESULTS (9-18)

93 Lewis & Clark	98
73 Carleton	66
70 Western N.M.	83
78 Western N.M.	62
59 Fort Lewis	80
67 Western Wash.	75
63 Seattle	80
57 Master's	63
51 Cal St. Dom. Hills	83
83 Ark.-Monticello	72
74 Alas. Fairbanks †	85
72 Alas. Anchorage	85
81 Chaminade	79
85 Chaminade	88
84 Hawaii Pacific	66
80 Hawaii Pacific	74
60 Grand Canyon	73
91 Grand Canyon	89
78 Notre Dame de Namur	70
56 BYU-Hawaii	86
83 BYU-Hawaii	93
64 Hawaii Pacific	65
69 Notre Dame de Namur	73
71 Notre Dame de Namur	60
64 Grand Canyon	72
62 BYU-Hawaii	76
60 Chaminade	76

Nickname: Vulcans
 Colors: Red, White & Blue
 Arena: Afook-Chinen Civic Center
 Capacity: 3,000; Year Built: 1955
 AD: Kathleen McNally
 SID: Kelly Leong

HEIDELBERG

Tiffin, OH 44883-2462..... III

Coach: Duane Sheldon, Baldwin-Wallace 1993

2006-07 RESULTS (13-13)

69 Kalamazoo †	44
79 Mt. St. Joseph	76
82 Defiance	87
73 Bluffton	75
62 Myers	63
90 Wilmington (Ohio)	78
70 Ohio Northern	75
68 Mount Union	61
76 Muskingum	66
88 Hiram	50
68 Penn St.-Altoona	46
63 Capital	65
95 Otterbein	77
84 John Carroll	80
74 Marietta	70
75 Baldwin-Wallace	72
71 Wilmington (Ohio)	89
80 Ohio Northern	83
75 Mount Union	62
80 Baldwin-Wallace	93
87 Marietta	70
86 John Carroll	91
74 Otterbein	77
67 Capital	79
66 Muskingum	78
82 Baldwin-Wallace	95

Nickname: Berg
 Colors: Red, Orange & Black
 Arena: Seiberling Gymnasium
 Capacity: 1,900; Year Built: 1952
 AD: Jerry McDonald
 SID: Aaron Chimenti

HENDERSON ST.

Arkadelphia, AR 71999-0001..... II

Coach: Sam Weaver, Henderson St. 1981

2006-07 RESULTS (23-9)

104 Central Baptist	60
57 West Ala.	49
64 Northwestern St.	84
58 Palm Beach Atl. †	48
45 Fla. Gulf Coast	48
70 P.R.-Bayamon †	60
36 UTSA	55
59 Nova Southeastern †	66
75 St. Leo †	63
76 Rhema	53
74 Southwest Baptist †	59
67 Quincy	64
85 Crichton	53
80 Arkansas Tech	67
56 Southern Ark.	48
57 Christian Bros.	48
68 Ark.-Monticello	66
60 Harding	58
62 Ouachita Baptist	65
62 Delta St.	55
66 Arkansas Tech	42
72 Southern Ark.	41
56 Christian Bros.	53
82 Ark.-Monticello	60
55 Harding	58
80 Ouachita Baptist	90
66 Delta St.	54
70 Ala.-Huntsville †	59
76 Harding †	71
52 Montevallo †	66
58 Barry †	44
58 Montevallo	66

Nickname: Reddies
 Colors: Red & Gray
 Arena: Duke Wells Center
 Capacity: 3,000; Year Built: 1971
 AD: Sam Goodwin
 SID: Troy Mitchell

HENDRIX

Conway, AR 72032-3080..... III

Coach: Dan Priest, Ohio Northern

2006-07 RESULTS (15-10)

84 Rhema †	77
59 Westminster (Mo.) †	60
61 Rust	64
97 Principia	50
88 Rhema	71
76 Rust	71
72 Austin	55
80 Central Baptist	67
79 Dallas Christian †	48
71 Dallas	68
73 Ozarks (Ark.)	67
63 Trinity (Tex.)	45
43 Southwestern (Tex.)	57
62 DePauw	75
38 Centre	75
70 Rhodes	68
73 Millsaps	78
91 Austin	72
81 Sewanee	66
67 Oglethorpe	81
72 DePauw	77
71 Centre	72
70 Trinity (Tex.)	54
68 Southwestern (Tex.)	64
64 Millsaps †	77

Nickname: Warriors
 Colors: Orange & Black
 Arena: Ivan H. Grove
 Capacity: 1,200; Year Built: 1961
 AD: Danny Powell
 SID: Parker Griffith

HIGH POINT

High Point, NC 27262-3598..... I

Coach: Bart Lundy, Winthrop 1993

2006-07 RESULTS (22-10)

61 Tenn.-Martin †	64
81 Howard †	62
51 Cincinnati	63
94 Covenant	67
75 Chowan	59
63 Maryland	81
93 Ohio Valley	48
62 Elon	48
59 Longwood	57
69 North Carolina	94
65 Gardner-Webb	51
64 Florida St.	81
63 Loyola (Md.)	57
88 Lees-McRae	62
81 Radford	74
115 VMI	104
90 UNC Asheville	64
77 Liberty	71
95 Charleston So.	87
59 Coastal Caro.	56
63 Winthrop	64
64 Longwood	69
75 Radford	65
79 Liberty	96
70 Savannah St.	49
71 Coastal Caro.	63
69 UNC Asheville	67
70 Charleston So.	50
60 Winthrop	72
109 VMI	92
90 Radford	73
81 VMI †	91

Nickname: Panthers
 Colors: Purple & White
 Arena: Millis Center
 Capacity: 2,565; Year Built: 1992
 AD: Woody Gibson
 SID: Brian Morgan

HILBERT

Hamburg, NY 14075-1597..... III

Coach: Rob deGrandpre, Brockport St. 1995

2006-07 RESULTS (14-14)

73 Hobart	70
77 Alfred	79
89 Keuka	74
65 Lake Erie	68
53 Penn St.-Altoona	73
39 Penn St.-Behrend	59
79 La Roche	73
69 D'Youville †	54
75 Buffalo St.	85
82 D'Youville	48
117 Mt. Aloysius	110
82 Fredonia St.	86
84 Pitt.-Greensburg	77
83 Frostburg St.	59
72 Medaille	68
73 Pitt.-Bradford	75
73 Penn St.-Altoona	75
66 Lake Erie	96
63 La Roche	68
50 Penn St.-Behrend	65
103 Mt. Aloysius	96
94 Pitt.-Greensburg	91
86 Frostburg St.	69
59 Pitt.-Bradford	67
71 Medaille	55
87 Frostburg St.	73
67 Lake Erie	80
63 Vassar	80

Nickname: Hawks
 Colors: Royal Blue & White
 Arena: Brad Hafner Recreation Center
 Capacity: 1,200; Year Built: 1973
 AD: Richard L. Walsh
 SID: Rob deGrandpre

HILLSDALE

Hillsdale, MI 49242-1298..... II

Coach: Ed Douma, Calvin 1973

2006-07 RESULTS (15-11)

73 Siena Heights	56
83 Indianapolis	70
81 Saginaw Valley	72
72 Mercyhurst	69
73 Gannon	51
69 Wayne St. (Mich.)	73
97 St. Francis (Ill.)	70
92 Siena Heights	62
71 Drury †	61
67 Winona St. †	81
76 Tiffin	58
66 Northwood (Mich.)	57
68 Saginaw Valley	60
51 Ferris St.	65
55 Findlay	82
67 Ashland	71
57 Northern Mich.	65
77 Michigan Tech	61
47 Lake Superior St.	59
71 Ashland	75
66 Findlay	79
59 Gannon	69
81 Mercyhurst	65
75 Northwood (Mich.)	57
64 Grand Valley St.	87
88 Wayne St. (Mich.)	83

Nickname: Chargers
 Colors: Royal Blue & White
 Arena: Jesse Philips Arena
 Capacity: 2,500; Year Built: 1989
 AD: Michael J. Kovalchik
 SID: Brad Monastiere

HIRAM

Hiram, OH 44234-0067..... III

Coach: Steve Fleming, Hiram 1994

2006-07 RESULTS (7-19)

74 Case Reserve	76
74 Bluffton	94
49 Ohio Wesleyan	90
54 Mount Union	81
74 Oberlin	71
97 Grove City	93
62 Thiel	63
50 Heidelberg	88
62 Maryville (Tenn.) †	98
81 Kalamazoo †	89
85 La Roche	89
67 Earlham	65
83 Wabash	80
84 Kenyon	86
50 Wittenberg	72
57 Wooster	111
120 Denison	117
82 Allegheny	81
86 Ohio Wesleyan	92
54 Kenyon	73
82 Oberlin	74
73 Wooster	90
41 Wittenberg	78
66 Allegheny	79
74 Denison	79
49 Wittenberg	72

Nickname: Terriers
 Colors: Blue and Red
 Arena: Price Gymnasium
 Capacity: 2,000; Year Built: 1959
 AD: Thomas E. Mulligan
 SID: Jeff Hoedt

HOBART

Geneva, NY 14456 III

Coach: Izzi Metz, Hobart 1998

2006-07 RESULTS (11-14)

70	Hilbert.....	73
78	Keuka.....	82
76	Cazenovia.....	69
58	Ithaca.....	69
63	Rochester (N.Y.).....	80
48	Rochester Inst.....	67
58	Fredonia St. †.....	54
43	St. John Fisher.....	64
70	York (Pa.).....	75
73	Averett †.....	66
67	Hamilton.....	91
57	St. Lawrence.....	66
65	Clarkson.....	56
68	Elmira.....	66
69	Skidmore.....	54
72	Union (N.Y.).....	85
49	Vassar.....	66
58	Rensselaer.....	64
68	Union (N.Y.).....	86
65	Skidmore.....	53
47	Clarkson.....	68
70	St. Lawrence.....	68
87	Hamilton.....	86
69	Rensselaer.....	62
85	Vassar.....	78

Nickname: Statesmen
 Colors: Royal Purple and Orange
 Arena: Bristol Gym
 Capacity: 1,500; Year Built: 1965
 AD: Michael J. Hanna
 SID: Ken DeBolt

HOFSTRA

Hempstead, NY 11549 I

Coach: Tom Pecora, Adelphi 1983

2006-07 RESULTS (22-10)

82	Charlotte.....	88
77	Manhattan.....	79
79	Hawaii †.....	80
73	Marshall †.....	70
75	Alas. Anchorage.....	65
84	Siena.....	80
62	Georgia St.....	59
73	Stony Brook.....	57
67	St. Francis (N.Y.).....	64
60	Syracuse.....	85
65	St. Joseph's †.....	63
63	St. John's (N.Y.).....	51
80	UNC Wilmington.....	69
75	Delaware.....	50
70	Old Dominion.....	58
55	Drexel.....	53
74	Northeastern.....	84
79	Towson.....	74
77	William & Mary.....	69
76	Georgia St.....	63
64	Towson.....	60
68	Delaware.....	72
79	VCU.....	68
82	Northeastern.....	66
87	Drexel.....	95
68	George Mason.....	60
82	Old Dominion.....	96
65	Holy Cross.....	64
68	UNC Wilmington.....	65
98	James Madison.....	78
61	George Mason †.....	64
71	DePaul.....	83

Nickname: Pride
 Colors: Gold, White and Blue
 Arena: Hofstra Arena
 Capacity: 5,124; Year Built: 1999
 AD: Jack W. Hayes
 SID: Jeremy Kniffen

HOLY CROSS

Worcester, MA 01610-2395 I

Coach: Ralph Willard, Holy Cross 1967

2006-07 RESULTS (25-9)

67	Fairfield.....	65
62	Hampton.....	47
65	Siena.....	57
82	Harvard.....	69
66	William & Mary.....	57
64	Syracuse.....	72
63	Yale.....	58
53	Dayton.....	69
45	Duke.....	57
68	Providence.....	77
46	George Mason †.....	58
68	La Salle.....	48
61	Niagara †.....	67
49	Delaware †.....	47
73	Boston U.....	70
84	Lafayette.....	74
66	Army.....	42
65	Bucknell.....	60
61	Navy.....	42
69	American.....	64
58	Colgate.....	55
64	Lehigh.....	53
58	American.....	47
74	Lafayette.....	52
70	Army.....	54
45	Bucknell.....	48
68	Navy.....	40
64	Hofstra.....	65
68	Colgate.....	57
62	Lehigh.....	50
83	Lafayette.....	53
55	American.....	53
74	Bucknell.....	66
51	Southern Ill. †.....	61

Nickname: Crusaders
 Colors: Royal Purple
 Arena: Hart Recreation Center
 Capacity: 3,600; Year Built: 1975
 AD: Richard M. Regan Jr.
 SID: Charles Bare

HOLY FAMILY

Philadelphia, PA 19114-2009 II

Coach: Alfred Johnson, Elizabeth City St. 1994

2006-07 RESULTS (19-9)

69	Mass.-Lowell †.....	58
53	Bridgeport.....	56
57	Claffin †.....	47
56	Kentucky St. †.....	43
61	Philadelphia U.....	65
75	Post.....	63
49	Phila. Sciences.....	39
61	Nyack.....	48
73	St. Rose.....	88
62	Southern N.H. †.....	50
79	Felician.....	69
62	American Int'l.....	60
77	Caldwell.....	63
51	Dominican (N.Y.).....	65
94	Bloomfield.....	91
89	Wilmington (Del.).....	80
53	Goldey-Beacom.....	55
65	Post.....	67
56	Philadelphia U.....	63
68	Nyack.....	62
61	Phila. Sciences.....	58
84	Felician.....	68
66	Caldwell.....	67
70	Goldey-Beacom.....	58
71	Dominican (N.Y.).....	57
73	Wilmington (Del.).....	45
91	Bloomfield.....	88
50	Phila. Sciences.....	55

Nickname: Tigers
 Colors: Copenhagen Blue & White
 Arena: Campus Center
 Capacity: 1,000; Year Built: 1987

AD: Sandra Michael
 SID: James Wagner

HOOD

Frederick, MD 21701-8575 III

Coach: Tom Dickman, Shepherd 1973

2006-07 RESULTS (21-8)

55	Montclair St. †.....	53
88	McDaniel †.....	72
64	McDaniel.....	66
83	Villa Julie †.....	72
70	St. Mary's (Md.) †.....	61
77	Gallaudet.....	64
60	Mary Washington.....	76
99	St. Mary's (Md.).....	70
79	Catholic.....	73
59	Emory †.....	62
92	Merchant Marine †.....	82
73	Messiah.....	66
83	Marymount (Va.).....	74
73	Goucher.....	65
77	Waynesburg.....	54
80	York (Pa.).....	78
80	Salisbury.....	74
77	Gallaudet.....	63
91	Mary Washington.....	90
81	St. Mary's (Md.).....	87
62	Catholic.....	69
58	Marymount (Va.).....	71
78	Goucher.....	74
78	York (Pa.).....	71
100	Salisbury.....	83
82	Goucher.....	72
92	St. Mary's (Md.).....	76
75	Catholic.....	85
65	Hampden-Sydney †.....	68

Nickname: Blazers
 Colors: Blue and Grey
 Arena: Gov. Thomas Johnson High School
 Capacity: 2,500; Year Built: 1969
 AD: Gilbert Romaine
 SID: Adrienne Gonzales

HOPE

Holland, MI 49422-9000 III

Coach: Glenn Van Wieren, Hope 1964

2006-07 RESULTS (26-5)

80	Cornerstone †.....	76
76	Calvin.....	54
65	Carthage.....	71
70	Wheaton (Ill.) †.....	73
88	Grace Bible (Mich.).....	63
85	Goshen.....	72
65	Aquinas.....	62
88	Purdue-North Cent.....	79
69	Trinity Christian.....	53
76	Rochester College.....	74
87	Kalamazoo.....	55
99	Olivet.....	70
94	Albion.....	58
65	Calvin.....	62
81	Adrian.....	42
86	Alma.....	53
101	Tri-State.....	57
86	Kalamazoo.....	48
79	Olivet.....	57
78	Albion.....	71
71	Calvin.....	77
84	Adrian.....	71
88	Alma.....	62
78	Tri-State.....	59
89	Alma.....	49
77	Adrian.....	61
76	Calvin.....	78
76	Chicago †.....	54
80	Calvin †.....	64
89	Carroll (Wis.) †.....	77
55	Washington-St. Louis †.....	58

Nickname: Flying Dutchmen
 Colors: Orange & Blue

Arena: De Vos Fieldhouse
 Capacity: 3,500; Year Built: 2005
 AD: Raymond E. Smith
 SID: Tom Renner

HOUSTON

Houston, TX 77204 I

Coach: Tom Penders, Connecticut 1967

2006-07 RESULTS (18-15)

102	Rhode Island.....	99
89	Monmouth.....	80
96	Grambling.....	61
78	St. Louis.....	81
101	Prairie View.....	54
84	VCU.....	102
62	Arizona.....	87
68	Charlotte †.....	46
72	Creighton †.....	80
57	Nebraska †.....	70
62	UNLV.....	78
70	Kentucky.....	77
69	Memphis.....	79
82	SMU.....	67
71	Rice.....	76
69	Tulsa.....	67
73	UCF.....	70
77	Marshall.....	61
59	St. Louis.....	58
70	Rice.....	63
71	UTEP.....	79
64	SMU.....	49
83	East Caro.....	59
61	South Ala.....	66
70	UAB.....	64
69	Southern Miss.....	74
78	Tulane.....	70
64	Memphis.....	77
72	UCF.....	75
74	UTEP.....	67
62	Southern Miss. †.....	59
77	Rice †.....	62
59	Memphis.....	71

Nickname: Cougars
 Colors: Scarlet & White with Navy Trim
 Arena: Hofheinz Pavilion
 Capacity: 8,479; Year Built: 1969
 AD: Dave Maggard
 SID: Chris Burkhalter

HOWARD

Washington, DC 20059 I

Coach: Gil Jackson, Elizabethtown 1969

2006-07 RESULTS (9-22)

39	Cincinnati.....	70
62	High Point †.....	81
86	Tenn.-Martin †.....	81
78	La Salle.....	84
116	VMI.....	111
75	St. Francis (Pa.).....	69
95	Hampton †.....	84
75	Navy.....	79
75	American.....	85
65	Md.-East. Shore.....	63
67	Oregon St.....	84
49	Portland St.....	78
57	A&M-Corpus Christi.....	75
68	Western Ill. †.....	67
45	South Carolina St.....	51
66	N.C. A&T.....	70
57	Delaware St.....	66
63	Bethune-Cookman.....	60
53	Florida A&M.....	65
59	Coppin St.....	62
53	Morgan St.....	66
58	South Carolina St.....	65
80	N.C. A&T.....	75
40	Delaware St.....	59
56	Bethune-Cookman.....	54
75	Florida A&M.....	85
46	Coppin St.....	50
62	Morgan St.....	85
68	Norfolk St.....	69

60 Md.-East. Shore	63
61 Hampton †	76

Nickname: Bison
 Colors: Blue, White & Red
 Arena: Burr Gymnasium
 Capacity: 2,700; Year Built: 1963
 AD: Dwight F. Datcher
 SID: Edward Hill Jr.

HOWARD PAYNE

Brownwood, TX 76801 III

Coach: Charles Pattillo, Howard Payne
 1965

2006-07 RESULTS (7-18)

64 Dallas Baptist.....	83
81 Abilene Christian.....	87
74 Ozarks (Ark.).....	86
70 East Tex. Baptist	79
95 LeTourneau	62
58 Sul Ross St.....	62
80 Wayland Baptist	87
78 Texas-Tyler.....	67
71 Texas-Dallas.....	85
63 Stephen F. Austin.....	89
63 Louisiana Col.....	68
64 Mississippi Col.....	76
82 Schreiner.....	88
100 Texas Lutheran.....	85
91 Sul Ross St.....	59
67 Mary Hardin-Baylor	71
91 Concordia (Tex.).....	87
70 Hardin-Simmons.....	95
92 McMurry.....	97
69 Hardin-Simmons	77
60 McMurry.....	90
109 Concordia (Tex.).....	118
76 Mary Hardin-Baylor.....	84
99 Schreiner.....	97
87 Texas Lutheran	72

Nickname: Yellow Jackets
 Colors: Navy Blue and Old Gold
 Arena: Brownwood Coliseum
 Capacity: 5,000; Year Built: 1968
 AD: Mike Jones
 SID: Abram Choate

HUMBOLDT ST.

Arcata, CA 95521-8299 II

Coach: Tom Wood, UC Davis 1971

2006-07 RESULTS (26-4)

106 Dominican (Cal.)	52
90 Central Wash. †	79
89 Western Ore. †	82
68 Cal St. San B'dino.....	76
55 Cal Poly Pomona.....	58
76 Notre Dame de Namur	62
111 Cal St. Monterey Bay	86
72 Sonoma St.....	57
90 Sonoma St.....	78
90 UC San Diego	76
65 Cal St. Dom. Hills	64
101 San Fran. St.....	82
92 Cal St. Monterey Bay	85
85 Cal St. L.A.....	94
61 Cal St. Bakersfield.....	57
94 Cal St. Stanislaus.....	88
74 Cal St. Chico.....	56
84 Cal Poly Pomona.....	62
89 Cal St. San B'dino.....	78
70 Cal St. Dom. Hills.....	62
61 UC San Diego.....	59
106 Cal St. Monterey Bay.....	91
94 San Fran. St.....	62
86 Cal St. Bakersfield	77
77 Cal St. L.A.....	75
90 Cal St. Chico.....	75
91 Cal St. Stanislaus.....	77
68 Alas. Anchorage †	61
95 Grand Canyon †	81
66 Cal St. San B'dino	68

Nickname: Lumberjacks
 Colors: Green & Gold
 Arena: HSU East Gym
 Capacity: 1,400; Year Built: 1956
 AD: Dan Collen
 SID: Dan Pambianco

HUNTER

New York, NY 10021..... III

Coach: Nick Plevritis, Hunter 2000

2006-07 RESULTS (12-14)

67 Drew.....	72
70 Wentworth Inst. †	61
74 Manhattanville	77
99 Mt. St. Vincent.....	80
70 St. Joseph's (Brkln)	66
77 CCNY.....	62
72 John Jay	64
74 FDU-Florham.....	70
75 Maritime (N.Y.).....	58
65 Rutgers-Newark.....	67
79 Lehman.....	69
96 Brooklyn.....	78
92 Centenary (N.J.)	74
69 Staten Island.....	68
59 New York U.....	94
79 Medgar Evers.....	77
58 Lehman.....	62
80 Stevens Institute	95
60 CCNY.....	62
82 Baruch.....	96
73 York (N.Y.).....	92
67 City Tech	71
59 John Jay.....	61
67 Baruch.....	70
43 St. Joseph's (L.I.).....	71
62 York (N.Y.) †	81

Nickname: Hawks
 Colors: Purple, White & Gold
 Arena: Hunter College Sportsplex
 Capacity: 1,500; Year Built: 1985
 AD: Terry Ann Wansart
 SID: Camille Currie

HUNTINGDON

Montgomery, AL 36106 III

Coach: Tony Duckworth, Bob Jones
 1990

2006-07 RESULTS (3-23)

52 Ferrum.....	73
56 Greensboro †	65
65 Emory & Henry.....	110
36 TCNJ †	62
64 Atlanta Christian	61
64 Pensacola Christian.....	81
59 Oglethorpe.....	63
49 Rhodes.....	50
57 MacMurray †	67
60 Millsaps †	68
50 Rhodes.....	59
51 Dallas.....	60
51 Rust.....	67
63 Piedmont.....	74
64 Maryville (Tenn.).....	69
61 Sewanee.....	74
66 Fisk.....	64
58 LaGrange.....	66
29 Maryville (Tenn.).....	60
53 Atlanta Christian.....	56
65 Fisk.....	54
77 Piedmont.....	96
58 Pensacola Christian	65
41 LaGrange.....	62
58 Wesley (Miss.).....	73
57 Maryville (Tenn.) †	80

Nickname: Hawks
 Colors: Scarlet Red, White and Pearl Gray
 Arena: Delchamps Student Center
 AD: Hugh Phillips
 SID: To be named

HUSSON

Bangor, ME 04401 III

Coach: Warren Caruso, Husson 1989

2006-07 RESULTS (22-6)

82 Wheaton (Mass.) †	88
85 Centenary (N.J.) †	54
80 St. Joseph's (Me.)	67
94 Mount Ida.....	50
93 Lesley.....	90
85 Elms.....	76
87 Becker.....	48
70 Gordon.....	53
53 St. Joseph's (Me.).....	73
77 Southern Me. †	73
58 Embry-Riddle.....	75
57 Farmingdale St. †	60
92 Castleton.....	67
85 Johnson St.....	46
79 Thomas (Me.).....	35
55 Bates.....	70
109 Me.-Presque Isle	49
64 Maine Maritime	61
93 Me.-Farmington	83
87 Mount Ida.....	68
81 Lasell.....	75
88 Thomas (Me.).....	53
67 Me.-Farmington.....	63
72 Southern Me.....	62
73 Maine Maritime.....	51
93 Castleton.....	71
95 Lesley.....	79
69 Elms.....	81

Nickname: Eagles
 Colors: Green, White & Gold
 AD: Jonathan Price
 SID: Warren Caruso

IDAHO

Moscow, ID 83844-2302 I

Coach: George Pfeifer, Lewis-Clark St.
 1979

2006-07 RESULTS (4-27)

76 North Dakota St.....	91
74 South Dakota St.....	66
65 Montana St.....	72
50 Southern Utah.....	67
51 Gonzaga.....	76
66 Washington.....	87
50 Southern Utah.....	72
61 Idaho St.....	82
54 Washington St.....	66
59 North Dakota St.....	79
56 Eastern Wash.....	85
72 South Dakota St.....	67
41 Fresno St.....	60
55 Nevada.....	81
56 New Mexico St.....	61
56 Utah St.....	74
76 Hawaii.....	75
72 Louisiana Tech.....	73
66 New Mexico St.....	84
57 Boise St.....	75
65 San Jose St.....	68
70 Fresno St.....	72
63 Boise St.....	86
66 Utah St.....	75
59 Louisiana Tech.....	68
76 UC Riverside.....	81
68 Nevada.....	84
64 Hawaii.....	81
57 San Jose St.....	62
50 San Jose St. †	49
56 Nevada †	88

Nickname: Vandals
 Colors: Silver & Gold
 Arena: Cowan Spectrum
 Capacity: 7,000; Year Built: 1975
 AD: Robert Spear
 SID: Amy Rysdam

IDAHO ST.

Pocatello, ID 83209-8173..... I

Coach: Joe O'Brien, Monmouth (Ill.)
 1977

2006-07 RESULTS (13-17)

56 Marquette.....	59
66 Maine †	57
78 BYU.....	84
60 Washington St.....	66
44 Texas A&M.....	74
75 Carroll (Mont.).....	74
46 Utah St.....	83
82 Idaho.....	61
76 UC Davis.....	49
55 Oregon.....	84
76 Utah Valley St.....	62
60 Illinois.....	71
45 Boise St.....	54
58 Weber St.....	55
73 Sacramento St.....	58
78 Eastern Wash.....	65
70 Northern Colo.....	60
79 Montana.....	69
57 Montana St.....	58
58 Weber St.....	71
65 Portland St.....	67
98 Northern Ariz.....	102
85 Sacramento St.....	62
66 Northern Colo.....	55
63 Northern Ariz.....	73
79 Eastern Wash.....	82
63 Portland St.....	70
71 Montana.....	72
67 Montana St.....	58
63 Montana.....	70

Nickname: Bengals
 Colors: Orange & Black
 Arena: Reed Gymnasium
 Capacity: 3,241; Year Built: 1951
 AD: Paul A. Bubb
 SID: Frank Mercogliano

ILLINOIS

Champaign, IL 61820 I

Coach: Bruce Weber, Milwaukee 1978

2006-07 RESULTS (23-12)

80 Austin Peay.....	35
76 Jackson St.....	55
85 Ga. Southern.....	50
84 Florida A&M.....	63
81 Savannah St.....	34
51 Miami (Ohio) †	49
75 Bradley †	71
66 Maryland.....	72
72 Arizona †	84
87 IUPUI.....	59
71 Ill.-Chicago †	66
77 Belmont.....	51
73 Missouri †	70
71 Idaho St.....	60
59 Xavier †	65
61 Michigan.....	71
44 Ohio St.....	62
74 Iowa.....	70
57 Michigan St.....	63
64 Minnesota.....	52
64 Wisconsin.....	71
51 Indiana.....	43
47 Purdue.....	64
57 Michigan St.....	50
59 Minnesota.....	49
58 Northwestern.....	43
61 Indiana.....	65
48 Northwestern.....	37
54 Michigan.....	42
68 Penn St.....	50
53 Iowa.....	60
66 Penn St. †	60
58 Indiana †	54
41 Wisconsin †	53
52 Virginia Tech †	54

Nickname: Fighting Illini
 Colors: Orange & Blue
 Arena: Assembly Hall
 Capacity: 16,618; Year Built: 1963
 AD: Ronald E. Guenther
 SID: Kent Brown

ILLINOIS COL.

Jacksonville, IL 62650-2299 III

Coach: Mike Worrell, Urbana 1986

2006-07 RESULTS (8-15)

70 Ill. Wesleyan.....	75
66 North Park.....	62
107 Concordia (Mo.).....	57
71 Beloit.....	72
83 Knox.....	86
81 Millikin.....	72
59 Westminster (Mo.).....	56
60 Case Reserve.....	57
71 Defiance †.....	76
70 Ripon.....	72
84 Monmouth (Ill.).....	71
53 Lake Forest.....	51
51 St. Norbert.....	54
71 Carroll (Wis.).....	84
67 Lawrence.....	79
69 St. Norbert.....	75
105 Grinnell.....	116
63 Knox.....	70
77 Ripon.....	91
60 Beloit.....	47
61 Lake Forest.....	65
70 Monmouth (Ill.).....	82
86 Grinnell.....	109

Nickname: Blueboys
 Colors: Blue & White
 Arena: Sherman Gymnasium
 Capacity: 1,600; Year Built: 2003
 AD: Gale F. Vaughn
 SID: Jim Murphy

ILLINOIS ST.

Normal, IL 61790-2660 I

Coach: Porter Moser, Creighton 1990

2006-07 RESULTS (15-16)

55 SMU †.....	57
59 Florida St.....	73
67 McNeese St. †.....	50
66 Cal St. Northridge.....	44
78 St. John's (N.Y.).....	65
86 Sacramento St.....	69
86 Texas-Arlington.....	61
64 Miami (Ohio).....	40
41 Evansville.....	69
57 Western Mich.....	65
85 Lewis.....	66
77 Ill.-Chicago.....	69
49 Southern Ill.....	68
71 Creighton.....	79
50 Indiana St.....	54
67 UNI.....	64
66 Drake.....	70
66 Missouri St.....	75
83 Wichita St.....	75
80 Drake.....	65
67 Bradley.....	88
62 Southern Ill.....	73
65 Evansville.....	61
62 Bradley.....	70
61 Missouri St.....	73
64 Wichita St.....	69
68 Indiana St.....	53
70 Ball St.....	57
65 Creighton.....	55
66 UNI.....	71
65 Indiana St. †.....	68

Nickname: Redbirds
 Colors: Red & White
 Arena: Redbird Arena
 Capacity: 10,200; Year Built: 1989
 AD: Sheahon Zenger
 SID: Todd Kober

ILL. WESLEYAN

Bloomington, IL 61702-2900 III

Coach: Ron Rose, Ill. Wesleyan 1988

2006-07 RESULTS (11-14)

86 Clarke †.....	59
69 Wis.-Whitewater.....	68
75 Illinois Col.....	70
74 Ohio Wesleyan †.....	87
92 Judson (Ill.) †.....	50
73 St. Xavier.....	75
64 Olivet Nazarene.....	63
63 Washington-St. Louis.....	75
60 Chicago.....	64
84 Hanover.....	65
94 Albion.....	80
79 Carthage.....	76
82 Millikin.....	84
57 Elmhurst.....	76
65 Wheaton (Ill.).....	79
81 North Park.....	90
62 Augustana (Ill.).....	64
83 Carthage.....	94
65 North Central (Ill.).....	51
69 Elmhurst.....	84
66 Millikin.....	60
84 Wheaton (Ill.).....	93
77 Augustana (Ill.).....	80
81 North Park.....	80
70 North Central (Ill.).....	77

Nickname: Titans
 Colors: Green & White
 Arena: Shirk Center
 Capacity: 2,680; Year Built: 1994
 AD: Dennis Bridges
 SID: Stew Salowitz

ILL.-CHICAGO

Chicago, IL 60608 I

Coach: Jimmy Collins, New Mexico St. 1970

2006-07 RESULTS (14-18)

75 St. Edward's.....	60
89 Davidson.....	100
72 Bradley.....	81
61 Miami (Ohio).....	72
75 Florida A&M †.....	57
68 Jackson St. †.....	71
74 Murray St.....	68
80 Youngstown St.....	64
71 Northern Ill.....	48
66 Illinois †.....	71
86 Akron.....	80
64 Mississippi.....	77
78 Penn.....	90
69 Illinois St.....	77
72 Cleveland St.....	62
62 Wright St.....	76
73 Butler.....	67
79 Loyola (Ill.).....	73
65 Milwaukee.....	76
54 Detroit.....	66
57 Green Bay.....	77
55 Cleveland St.....	60
45 Butler.....	71
87 Youngstown St.....	92
64 Wright St.....	74
75 Detroit.....	67
55 Green Bay.....	65
84 Central Mich.....	62
72 Milwaukee.....	59
52 Loyola (Ill.).....	51
83 Milwaukee.....	77
62 Loyola (Ill.) †.....	66

Nickname: Flames
 Colors: Navy Blue & Fire Engine Red
 Arena: UIC Pavilion
 Capacity: 8,000; Year Built: 1982
 AD: James W. Schmidt
 SID: Mike Cassidy

IMMACULATA

Immaculata, PA 19345-0654 III

Coach: Jaime Chadwin, Delaware 2002

2006-07 RESULTS (12-16)

58 Johns Hopkins.....	71
61 McMurry †.....	75
61 Marymount (Va.).....	69
72 Wilkes.....	78
64 Arcadia.....	62
58 Alvernia.....	59
78 Widener.....	87
56 Gwynedd-Mercy.....	61
68 DeSales.....	73
67 St. Mary's (Md.) †.....	86
64 Gwynedd-Mercy.....	76
69 Misericordia.....	65
73 Eastern.....	60
89 Marywood.....	74
75 Wesley.....	66
65 Cabrini.....	67
69 Marywood.....	58
74 Neumann.....	70
56 Arcadia.....	70
76 Misericordia.....	62
74 Wesley.....	65
45 Alvernia.....	48
50 Cabrini.....	54
76 Eastern.....	57
65 Neumann.....	67
77 Wesley.....	62
65 Gwynedd-Mercy.....	59
55 Alvernia.....	70

Nickname: Mighty Macs
 Colors: Blue & White
 Arena: Alumni Hall
 Capacity: 500; Year Built: 1970
 AD: Patricia Canterino
 SID: Tom Machamer

INCARNATE WORD

San Antonio, TX 78209 II

Coach: Ken Burmeister, St. Mary's (Tex.) 1971

2006-07 RESULTS (18-11)

78 Ala.-Huntsville †.....	82
79 Harding †.....	70
73 Midwestern St.....	75
63 Tex. A&M-Kingsville.....	67
69 Angelo St.....	70
63 Angelo St.....	60
91 S'western Aly God.....	80
73 Tex. A&M-Kingsville.....	83
85 Concordia (Tex.).....	89
67 Houston Baptist.....	80
71 Tex. Permian Basin.....	65
76 Okla. Panhandle.....	69
71 Dallas Baptist.....	72
72 Dallas Baptist.....	61
96 St. Mary's (Tex.).....	94
60 St. Edward's.....	64
58 Tex. A&M Int'l.....	54
70 Lincoln (Mo.).....	65
82 Mont. St.-Billings.....	62
72 Mont. St.-Billings.....	66
70 St. Mary's (Tex.).....	68
87 Lincoln (Mo.).....	77
79 Mont. St.-Billings.....	65
61 St. Edward's.....	66
64 Texas A&M Int'l.....	54
93 Tex. Permian Basin.....	90
76 Okla. Panhandle.....	57
68 St. Mary's (Tex.) †.....	65
73 St. Edward's.....	85

Nickname: Cardinals
 Colors: Red, Black & White
 Arena: McDermott Center
 Capacity: 2,000; Year Built: 1990
 AD: Mark Papich
 SID: Wayne Witt

INDIANA

Bloomington, IN 47408-1590 I

Coach: Kelvin Sampson, UNC Pembroke 1978

2006-07 RESULTS (21-11)

91 Lafayette †.....	66
55 Butler †.....	60
73 Indiana St.....	66
90 Chicago St.....	69
51 Duke.....	54
74 Charlotte.....	57
92 Western Ill.....	40
54 Kentucky.....	59
57 Southern Ill.....	47
77 Western Mich.....	69
86 IUPUI †.....	57
71 Ball St.....	57
67 Ohio St.....	74
73 Michigan St.....	51
85 Purdue.....	58
84 Penn St.....	74
71 Iowa.....	64
77 Connecticut.....	73
43 Illinois.....	51
76 Michigan.....	61
71 Wisconsin.....	66
75 Iowa.....	81
65 Illinois.....	61
68 Purdue.....	81
55 Michigan.....	58
71 Minnesota.....	59
58 Michigan St.....	66
69 Northwestern.....	65
94 Penn St.....	63
54 Illinois †.....	58
70 Gonzaga †.....	57
49 UCLA †.....	54

Nickname: Hoosiers
 Colors: Cream & Crimson
 Arena: Assembly Hall
 Capacity: 17,357; Year Built: 1971
 AD: Richard I. Greenspan
 SID: Pete Rhoda

INDIANA (PA.)

Indiana, PA 15705-1077 II

Coach: Joe Lombardi, Youngstown St. 1981

2006-07 RESULTS (6-21)

74 Alderson-Broaddus.....	63
85 Pitt.-Greensburg.....	52
67 Bloomsburg.....	70
54 Mansfield.....	68
53 Wheeling Jesuit.....	73
41 Cheyney.....	67
51 Mercyhurst.....	67
64 Kutztown.....	69
59 East Stroudsburg.....	71
61 Pitt.-Johnstown.....	89
64 West Chester.....	70
57 Millersville.....	75
77 Clarion.....	72
51 Edinboro.....	63
76 Slippery Rock.....	69
63 California (Pa.).....	74
50 Shippensburg.....	70
61 Lock Haven.....	66
63 Pitt.-Johnstown.....	72
60 Clarion.....	62
46 Edinboro.....	76
79 Penn St.-McKeesport.....	57
47 Slippery Rock.....	44
46 California (Pa.).....	67
66 Gannon.....	85
51 Shippensburg.....	72
59 Lock Haven.....	66

Nickname: Crimson Hawks
 Colors: Crimson & Gray
 Arena: Memorial Field House
 Capacity: 2,365; Year Built: 1966
 AD: Frank J. Condino
 SID: Michael Hoffman

IPFW

Fort Wayne, IN 46805-1499 I

Coach: Dane Fife, Indiana 2002

2006-07 RESULTS (12-17)

49	Notre Dame92
67	Valparaiso75
77	Rochester (N.Y.)44
61	Indiana St.67
97	Western Ill.95
60	IUPUI70
84	Southeast Mo. St.65
66	Air Force78
43	Michigan St.80
69	Kent St.79
57	IUPUI74
100	Marygrove48
63	Utah St.77
61	Eastern Mich.62
58	Wright St.72
107	Anderson (Ind.)59
79	Western Ill.77
82	NJIT65
53	Loyola (Ill.)69
45	Valparaiso59
61	Tex.-Pan American77
66	Utah Valley St.96
72	North Dakota St.69
68	South Dakota St.52
52	NJIT47
63	Utah Valley St.72
82	Tex.-Pan American64
83	South Dakota St.72
57	North Dakota St.73

Nickname: Mastodons
 Colors: Blue & White
 Arena: Allen County War Memorial Coliseum
 Capacity: 11,500; Year Built: 1964
 AD: Mark A. Pope
 SID: Rudy Yovich

IUPUI

Indianapolis, IN 46202 I

Coach: Ron Hunter, Miami (Ohio) 1986

2006-07 RESULTS (15-15)

86	Alabama A&M †47
74	Kent St. †81
73	Loyola (Ill.) †77
74	Ind.-Southeast59
61	Belmont67
70	IPFW60
66	Belmont76
59	Illinois87
66	Ind. Wesleyan59
74	IPFW57
57	Indiana †86
58	Fairleigh Dickinson †61
67	Radford †64
57	Oakland62
68	Western Ill.55
55	Valparaiso69
77	UMKC72
53	Southern Utah56
70	Centenary (La.)68
66	Oral Roberts77
79	Chicago St.77
60	Oakland70
68	Valparaiso54
69	Western Ill.47
75	Southern Utah74
72	UMKC85
73	Oral Roberts83
87	Centenary (La.)62
71	Southern Utah †59
54	Oral Roberts †75

Nickname: Jaguars
 Colors: Red & Gold
 Arena: IUPUI Gymnasium
 Capacity: 2,000; Year Built: 1982
 AD: Michael R. Moore
 SID: Ed Holdaway

INDIANA ST.

Terre Haute, IN 47809..... I

Coach: Royce Waltman, Slippery Rock 1964

2006-07 RESULTS (13-18)

73	Western Mich.71
66	Indiana73
67	IPFW61
59	Tulane47
66	Oakland City52
58	Middle Tenn.65
70	Ball St.73
72	Butler64
60	Missouri St.80
92	Wagner86
89	Purdue70
84	Drake73
55	Creighton52
54	Illinois St.50
68	Wichita St.63
59	Bradley76
68	Drake74
64	UNI74
49	Evansville50
55	Creighton71
48	Southern Ill.61
42	Missouri St.71
59	UNI46
45	Wichita St.61
61	Evansville76
53	Illinois St.68
58	Miami (Ohio)70
50	Southern Ill.58
58	Bradley74
68	Illinois St. †65
38	Creighton †59

Nickname: Sycamores
 Colors: Royal Blue & White
 Arena: Hulman Center
 Capacity: 10,200; Year Built: 1972
 AD: Ron Prettyman
 SID: Ace Hunt

INDIANAPOLIS

Indianapolis, IN 46227-3697 II

Coach: Todd Sturgeon, DePauw 1988

2006-07 RESULTS (13-13)

56	Brescia54
70	Hillsdale83
71	Mo.-Rolla85
77	Ky. Wesleyan70
56	Southern Ind.55
73	Saginaw Valley62
71	Ferris St. †60
65	Wayne St. (Mich.)73
70	Hawaii Pacific66
71	Chaminade87
61	St. Joseph's (Ind.)64
64	Mo.-St. Louis59
46	Rockhurst63
77	Drury66
68	Quincy63
69	SIU Edwardsville67
62	Northern Ky.67
66	Bellarmino64
62	Lewis68
67	Wis.-Parkside72
72	Ky. Wesleyan67
80	Wis.-Parkside89
60	Lewis65
56	St. Joseph's (Ind.)82
71	Bellarmino68
60	Northern Ky.68

Nickname: Greyhounds
 Colors: Crimson & Grey
 Arena: Nicoson Hall
 Capacity: 4,000; Year Built: 1960
 AD: Sue Willey
 SID: Mitch Wigness

IONA

New Rochelle, NY 10801..... I

Coach: Jeff Ruland, Iona 1991

2006-07 RESULTS (2-28)

38	Winthrop †57
61	Sacred Heart †68
54	Buffalo65
60	Rhode Island85
54	Fordham70
55	Rider69
50	Vermont63
51	Rutgers66
58	Niagara79
52	New Hampshire67
46	Princeton57
57	Maryland88
66	Loyola (Md.)75
65	Marist87
63	Manhattan73
76	Fairfield83
65	Canisius72
80	Niagara81
67	Fairfield70
61	Loyola (Md.)71
61	Canisius71
60	Siena61
69	Rider57
53	Siena71
53	Marist79
52	St. Peter's59
52	Delaware50
52	St. Peter's54
65	Manhattan71
62	Rider †77

Nickname: Gaels
 Colors: Maroon & Gold
 Arena: Hynes Athletics Center
 Capacity: 2,611; Year Built: 1974
 AD: Patrick Lyons
 SID: Brian Beyrer

IOWA

Iowa City, IA 52242..... I

Coach: Steve Alford, Indiana 1987

2006-07 RESULTS (17-14)

75	Citadel53
78	Toledo †65
60	Alabama †72
60	Villanova †89
64	Arizona St.67
65	Virginia Tech69
62	Tex.-Pan American46
83	Coppin St.67
55	UNI57
77	Iowa St.59
59	Drake75
101	Georgia St.59
90	Texas Southern63
65	Cornell50
62	Michigan St.60
70	Illinois74
60	Minnesota49
64	Indiana71
63	Ohio St.82
79	Penn St.63
46	Wisconsin57
69	Michigan62
81	Indiana75
91	Minnesota78
62	Wisconsin74
66	Northwestern58
49	Michigan St.81
78	Purdue59
72	Penn St.74
60	Illinois53
55	Purdue †74

Nickname: Hawkeyes
 Colors: Black and Gold
 Arena: Carver-Hawkeye Arena
 Capacity: 15,500; Year Built: 1983
 AD: Gary Barta
 SID: Steve Roe

IOWA ST.

Ames, IA 50011 I

Coach: Greg McDermott, UNI 1988

2006-07 RESULTS (15-16)

69	UC Riverside61
68	La.-Monroe40
56	Eastern Ill.54
57	Norfolk St.49
68	Minnesota63
90	Lake Superior St.61
57	UNI70
78	Drake80
59	Iowa77
70	Savannah St.59
66	Bradley †76
56	Ohio St.75
87	Southeast Mo. St.71
67	North Dakota St.54
66	Missouri65
71	Nebraska62
64	Kansas68
65	Colorado74
60	Kansas St.69
50	Oklahoma St.62
49	Texas A&M73
71	Baylor58
55	Missouri77
68	Texas77
58	Oklahoma51
47	Kansas St.65
55	Colorado53
52	Kansas89
69	Nebraska63
61	Texas Tech63
63	Oklahoma †68

Nickname: Cyclones
 Colors: Cardinal & Gold
 Arena: James H. Hilton Coliseum
 Capacity: 14,092; Year Built: 1971
 AD: Jamie Pollard
 SID: Mike Green

ITHACA

Ithaca, NY 14850 III

Coach: Jim Mullins, Connecticut 1980

2006-07 RESULTS (15-13)

72	Rochester (N.Y.)81
67	Geneseo St. †78
82	Morrisville St.60
69	Hobart58
67	Cortland St.61
63	St. Lawrence76
91	Potsdam St.78
73	Kean80
47	Cornell74
85	Elmira61
74	Hartwick57
63	Utica85
80	Morrisville St.67
75	Nazareth68
84	Rochester Inst.90
68	Alfred57
59	St. John Fisher88
62	Oneonta St.68
70	Utica68
62	Hartwick53
99	St. John Fisher111
88	Alfred73
86	Elmira68
83	Rochester Inst.74
80	Nazareth84
56	Utica †72
80	Rensselaer69
76	Vassar84

Nickname: Bombers
 Colors: Blue & Gold
 Arena: Ben Light Gymnasium
 Capacity: 2,500; Year Built: 1964
 AD: Ken Kutler
 SID: Mike Warwick

JACKSON ST.

Jackson, MS 39217

Coach: Tevester Anderson, Ark.-Pine Bluff 1962

2006-07 RESULTS (21-14)

65	Alabama	96
70	Georgia Tech	100
55	Illinois	76
69	Memphis	111
71	Rutgers	70
72	Savannah St. †	71
71	Ill.-Chicago †	68
81	Southeastern La.	73
58	UC Davis	66
54	Tulsa	79
77	Tougaloo	74
100	UTEP	97
70	Drake †	71
81	Alabama St.	68
68	Alabama A&M	52
86	Alcorn St.	70
62	Southern U.	73
73	Texas Southern	62
74	Prairie View	62
74	Grambling	77
66	Mississippi Val.	60
59	Ark.-Pine Bluff	56
80	Alcorn St.	88
64	Southern U.	57
83	Texas Southern	90
79	Prairie View	67
66	Grambling	57
70	Mississippi Val.	77
54	Ark.-Pine Bluff	59
69	Alabama St.	65
81	Alabama A&M	70
74	Southern U. †	65
64	Ark.-Pine Bluff †	62
81	Mississippi Val. †	71
69	Florida †	112

Nickname: Tigers
 Colors: Royal Blue & White
 Arena: Lee E. Williams Athletics and Assembly Center
 Capacity: 8,000; Year Built: 1981
 AD: Robert L. Braddy Sr.
 SID: Henry Goolsby

JACKSONVILLE

Jacksonville, FL 32211-3394..... I

Coach: Cliff Warren, Mt. St. Mary's 1990

2006-07 RESULTS (15-14)

64	Savannah St.	67
77	St. Leo	73
61	Florida	90
89	Florida Tech	60
87	South Carolina St.	74
62	UCF	99
61	Lipscomb	73
62	Belmont	76
85	Coastal Caro.	72
58	Texas A&M	97
77	Georgia	93
73	South Carolina	80
73	Gardner-Webb	64
90	Campbell	71
64	North Fla.	60
76	Kennesaw St.	83
59	East Tenn. St.	71
87	Mercer	77
69	Stetson	65
64	Gardner-Webb	59
74	Campbell	84
75	North Fla.	61
74	East Tenn. St.	66
76	Kennesaw St.	72
101	Mercer	97
57	Stetson	62
71	Belmont	86
74	Lipscomb	67
85	Campbell †	90

Nickname: Dolphins
 Colors: Green & White
 Arena: Swisher Gymnasium
 Capacity: 1,500; Year Built: 1953
 AD: C. Alan Verlander
 SID: Joel Lamp

JACKSONVILLE ST.

Jacksonville, AL 36265-1602..... I

Coach: Mike LaPlante, Maine 1989

2006-07 RESULTS (9-21)

54	New Orleans	66
80	Wofford	82
95	Reinhardt	72
69	Massachusetts	100
56	William & Mary	59
87	VMI †	85
53	Samford	54
69	Tenn.-Martin	70
70	Southeast Mo. St.	67
71	Murray St.	72
67	Green Bay	90
69	Bowling Green †	77
58	Michigan Tech †	76
63	Austin Peay	78
63	Samford	64
71	Tennessee Tech	75
74	Tennessee St.	83
66	Eastern Ky.	56
67	Morehead St.	62
58	Austin Peay	73
60	Tenn.-Martin	83
72	Tennessee St.	64
59	Eastern Ill.	73
61	Murray St.	63
72	Tennessee Tech	71
57	Morehead St.	52
51	Eastern Ky.	63
64	Chattanooga	75
65	Eastern Ill.	69
78	Southeast Mo. St.	72

Nickname: Gamecocks
 Colors: Red & White
 Arena: Pete Mathews Coliseum
 Capacity: 5,500; Year Built: 1974
 AD: Jim Fuller
 SID: Josh Underwood

JAMES MADISON

Harrisonburg, VA 22807..... I

Coach: Dean Keener, Davidson 1988

2006-07 RESULTS (7-23)

82	Wake Forest	91
70	Mt. St. Mary's	81
89	VMI	87
78	Wofford	74
66	Eastern Ky.	70
57	Old Dominion	70
53	Georgetown	89
70	Dartmouth	74
58	Youngstown St.	78
57	Tex.-Pan American †	70
70	NJIT †	66
62	Delaware	47
61	VCU	77
54	Drexel	65
66	UNC Wilmington	80
52	George Mason	73
72	Old Dominion	65
59	Georgia St.	52
51	Northeastern	67
41	George Mason	59
60	Towson	69
62	William & Mary	65
69	Delaware	64
56	William & Mary	71
64	Northeastern	67
62	Towson	76
66	Siena	77
72	VCU	83
78	Hofstra	98
62	George Mason †	73

Nickname: Dukes
 Colors: Purple & Gold
 Arena: JMU Convocation Center
 Capacity: 7,156; Year Built: 1982
 AD: Jeffrey T. Bourne
 SID: Gary Michael

JOHN CARROLL

University Heights, OH 44118-4581..... III

Coach: Mike Moran, Xavier 1973

2006-07 RESULTS (21-10)

74	Loyola (Ill.)	96
82	Albion	68
65	Cleveland St.	84
80	TCNJ †	48
119	Emory & Henry	112
86	Otterbein	77
81	Muskingum	74
80	Capital	72
72	Wilmington (Ohio)	85
92	Chim. Newport †	71
63	Greensboro	66
73	Baldwin-Wallace	80
87	Marietta	71
80	Heidelberg	84
63	Ohio Northern	61
83	Mount Union	72
70	Otterbein	68
65	Muskingum	63
82	Capital	89
85	Mount Union	66
79	Ohio Northern	67
91	Heidelberg	86
85	Marietta	58
77	Baldwin-Wallace	81
94	Wilmington (Ohio)	78
102	Wilmington (Ohio)	88
76	Baldwin-Wallace †	69
73	Capital	78
87	Westminster (Pa.)	83
79	Lake Erie	77
73	Wooster †	83

Nickname: Blue Streaks
 Colors: Blue & Gold
 Arena: Tony DeCarlo Varsity Center
 Capacity: 1,350; Year Built: 1957
 AD: Laurie Massa
 SID: Chris Wenzler

JOHN JAY

New York, NY 10019..... III

Coach: Charles Jackson, Pittsburgh

2006-07 RESULTS (7-19)

49	Lycoming	69
71	Penn St.-Berks †	53
59	Ramapo	74
73	N.C. Wesleyan †	92
52	Gallaudet	77
70	New Jersey City	81
45	Wm. Paterson	77
48	Baruch	55
64	Hunter	72
68	New Paltz St.	76
49	Connecticut Col.	71
59	CCNY	78
86	Lehman	79
76	Kean	80
70	Brooklyn	69
54	Medgar Evers	78
61	Lincoln (Pa.)	75
75	City Tech	72
75	York (N.Y.)	72
47	Rutgers-Newark	61
68	Baruch	51
54	CCNY	59
53	Lehman	67
61	Hunter	59
76	Staten Island	79
58	Baruch †	66

Nickname: Bloodhounds
 Colors: Blue & Gold
 Arena: Doghouse
 Capacity: 1,000; Year Built: 1989
 AD: Susan Larkin
 SID: Michael L. Damon

JOHNS HOPKINS

Baltimore, MD 21218-2684..... III

Coach: Bill Nelson, Brockport St. 1965

2006-07 RESULTS (24-5)

71	Immaculata	58
70	Rowan	68
78	St. Mary's (Md.)	60
85	Goucher	69
71	Salisbury †	60
73	Swarthmore	57
62	Muhlenberg	56
91	McDaniel	66
76	Dickinson	60
51	Mississippi Col. †	75
72	Thomas More †	50
77	Washington (Md.)	72
59	Haverford	64
66	Ursinus	50
78	Muhlenberg	58
69	Frank. & Marsh.	66
77	Dickinson	40
83	Gettysburg	67
72	Washington (Md.)	54
63	Swarthmore	59
72	Haverford	68
68	McDaniel	70
74	Ursinus	68
58	Gettysburg	65
84	Frank. & Marsh.	68
80	Gettysburg	73
68	Haverford	61
84	Villa Julie	72
73	Guilford	80

Nickname: Blue Jays
 Colors: Columbia Blue & Black
 Arena: Goldfarb Gymnasium
 Capacity: 1,200; Year Built: 1965
 AD: Thomas P. Calder
 SID: Ernie Larossa

JOHNSON & WALES (RI)

Providence, RI 02903..... III

Coach: Jamie Benton, Boston College 1988

2006-07 RESULTS (10-16)

78	Roger Williams	92
68	Coast Guard	77
49	Salve Regina	67
68	Rivier	55
53	Rhode Island Col.	82
67	Southern Vt.	75
59	Mass.-Dartmouth	73
86	Plymouth St.	92
64	Norwich	62
67	Connecticut Col.	63
71	Emmanuel (Mass.)	77
63	Rivier	74
69	Emerson	87
91	Suffolk	97
55	Western New Eng.	60
70	Southern Vt.	63
84	Daniel Webster	62
108	Albertus Magnus	68
78	Emmanuel (Mass.)	70
72	Emerson	75
94	Suffolk	99
64	Western New Eng.	69
62	Norwich	59
107	Albertus Magnus	66
78	Daniel Webster	65
76	Rivier	88

Nickname: Wildcats
 Colors: Red & Gold
 Arena: Harborside Student Center

Capacity: 1,500; Year Built: 1998
AD: John Parente
SID: Dan Booth

JOHNSON C. SMITH

Charlotte, NC 28216..... II

Coach: Steve Joyner, Johnson C. Smith
1973

2006-07 RESULTS (16-9)

89	Bluefield St.	59
86	West Virginia St.	95
84	West Va. Tech †	71
68	Bluefield St.	77
70	Elizabeth City St.	78
59	Virginia St.	68
80	Shaw	65
76	Elizabeth City St.	67
79	Virginia Union	70
54	Fayetteville St.	61
81	Bowie St.	53
77	St. Paul's	75
80	St. Augustine's	76
82	Virginia Union	79
88	Bowie St.	99
60	N.C. Central	55
76	Livingstone	79
66	Virginia St.	74
91	St. Paul's	81
82	St. Augustine's	73
73	Livingstone	62
94	Shaw	78
75	Fayetteville St.	72
61	N.C. Central	54
62	Bowie St. †	68

Nickname: Golden Bulls
Colors: Gold & Blue
Arena: Brayboy Gymnasium
Capacity: 2,316; Year Built: 1961
AD: Stephen W. Joyner
SID: Kristene Kelly

JOHNSON ST.

Johnson, VT 05656-9464..... III

Coach: Michael Osborne, Johnson St.
1998

2006-07 RESULTS (5-20)

74	Rivier	94
84	Bard †	75
85	Daniel Webster	86
70	Green Mountain	57
77	Vermont Tech	80
99	St. Joseph (Vt.)	93
96	Lesley	101
82	Lasell	106
87	Mass. Liberal Arts	89
58	New England Col.	83
60	Maine Maritime	73
46	Husson	85
62	Castleton	88
63	Thomas (Me.)	73
46	Me.-Farmington	79
59	Middlebury	92
73	Lasell	89
86	Mount Ida	74
73	Becker	84
81	Elms	109
65	Castleton	80
59	Lesley	77
84	Lyndon St.	93
75	Elms	88
92	Becker	72

Nickname: Badgers
Colors: Green, Blue & White
Arena: Carter Gymnasium
Capacity: 850; Year Built: 1965
AD: Barbara Lougee
SID: Michael Osborne

JUNIATA

Huntingdon, PA 16652..... III

Coach: Greg Curley, Allegheny 1995

2006-07 RESULTS (17-12)

88	Franciscan	54
76	Bethany (W.V.)	64
78	Frank. & Marsh.	67
61	Messiah	81
59	Widener	69
61	Grove City	51
66	Waynesburg	69
57	York (Pa.)	70
56	Defiance †	79
64	Case Reserve	77
94	Rutgers-Camden	51
61	Penn St.-DuBois	62
77	Gallaudet	31
61	Susquehanna	63
80	Moravian	76
74	Elizabethtown	68
76	Albright	75
54	Lebanon Valley	58
70	Moravian	50
76	Messiah	67
71	Widener	62
63	Elizabethtown	51
65	Lebanon Valley	74
82	Susquehanna	67
82	Albright	70
76	Susquehanna	64
60	Widener	63
72	Bethany (W.V.)	62
69	Penn St.-Behrend †	77

Nickname: Eagles
Colors: Yale Blue & Old Gold
Arena: Kennedy Sports & Recreation
Center
Capacity: 1,500; Year Built: 1982
AD: Lawrence R. Bock
SID: Joel Cookson

KALAMAZOO

Kalamazoo, MI 49006..... III

Coach: Rob Passage, Kalamazoo 1993

2006-07 RESULTS (5-19)

44	Heidelberg †	69
64	North Park †	69
78	Benedictine (Ill.)	65
63	Manchester	70
59	Chicago	93
57	Elmhurst	84
104	Grinnell †	124
63	Otterbein	83
89	Hiram †	81
55	Hope	87
65	Adrian	77
56	Alma	64
68	Tri-State	69
59	Albion	77
60	Olivet	63
63	Calvin	74
48	Hope	86
80	Adrian	67
73	Alma	66
53	Tri-State	75
62	Albion	83
77	Olivet	69
67	Calvin	72
47	Tri-State	60

Nickname: Hornets
Colors: Orange & Black
Arena: Anderson Athletic Center
Capacity: 2,000; Year Built: 1980
AD: Timon Corwin
SID: Steve Wideen

KANSAS

Lawrence, KS 66045-8881..... I

Coach: Bill Self, Oklahoma St. 1985

2006-07 RESULTS (33-5)

91	Northern Ariz.	57
71	Oral Roberts	78
87	Towson	61
89	Tennessee St.	54
64	Ball St. †	46
82	Florida †	80
83	Dartmouth	32
57	DePaul	64
72	Southern California	62
68	Toledo †	58
94	Winston-Salem	43
84	Boston College	66
63	Detroit	43
80	Rhode Island	69
70	South Carolina	54
87	Oklahoma St.	57
68	Iowa St.	64
80	Missouri	77
64	Texas Tech	69
82	Baylor	56
97	Colorado	74
76	Nebraska	56
66	Texas A&M	69
97	Kansas St.	70
92	Missouri	74
75	Colorado	46
92	Nebraska	39
71	Kansas St.	62
89	Iowa St.	52
67	Oklahoma	65
90	Texas	86
64	Oklahoma †	47
67	Kansas St. †	61
88	Texas †	84
107	Niagara †	67
88	Kentucky †	76
61	Southern Ill. †	58
55	UCLA †	68

Nickname: Jayhawks
Colors: Crimson & Blue
Arena: Allen Fieldhouse
Capacity: 16,300; Year Built: 1955
AD: Lew Perkins
SID: Chris Theisen

KANSAS ST.

Manhattan, KS 66502-3355..... I

Coach: Bob Huggins, West Virginia
1977

2006-07 RESULTS (23-12)

70	William & Mary	60
55	Rutgers	41
101	Tennessee Tech	79
54	New Mexico	78
68	Coppin St.	57
48	California	78
83	Colorado St.	84
93	Cleveland St.	60
83	North Dakota St.	81
82	Kennesaw St.	54
79	Md.-East. Shore	58
68	Southern California †	55
72	New Mexico †	56
66	Xavier †	76
65	Texas A&M	69
52	Texas Tech	62
85	Missouri	81
69	Baylor	60
69	Iowa St.	60
73	Chicago St.	36
61	Nebraska	45
80	Missouri	73
73	Texas	72
70	Kansas	97
78	Colorado	59
63	Nebraska	74
65	Iowa St.	47
62	Kansas	71
87	Colorado	71

70	Oklahoma St.	84
72	Oklahoma	61
66	Texas Tech †	45
61	Kansas †	67
59	Vermont	57
65	DePaul	70

Nickname: Wildcats
Colors: Purple & White
Arena: Bramlage Coliseum
Capacity: 13,344; Year Built: 1988
AD: Tim Weiser
SID: Tom Gilbert

KEAN

Union, NJ 07083..... III

Coach: Sean Drennan, Montclair St.
1997

2006-07 RESULTS (13-12)

73	Manhattanville	72
82	St. Vincent †	66
107	Merchant Marine	85
97	Ramapo	87
72	TCNJ	69
59	New Jersey City	67
96	Moravian	91
85	City Tech	79
74	Ithaca	73
73	Wilkes	83
67	Plattsburgh St. †	62
73	Springfield	76
60	King's (Pa.)	74
80	John Jay	76
82	Richard Stockton	91
89	Staten Island	67
87	Rowan	93
67	Montclair St.	80
80	Rutgers-Camden	49
73	Wm. Paterson	77
75	TCNJ	57
93	Rutgers-Newark	95
89	Richard Stockton	96
68	Rowan	88
77	Rutgers-Camden	86

Nickname: Cougars
Colors: Blue & White
Arena: Harwood Arena
Capacity: 2,500; Year Built: 2005
AD: Glenn Hedden
SID: Karyn Pinter

KEENE ST.

Keene, NH 03435-0000..... III

Coach: Rob Colbert, Marist 1992

2006-07 RESULTS (25-6)

103	Eastern Nazarene	65
109	Lesley	75
79	Endicott	61
92	New England Col. †	77
82	Rhode Island Col.	78
109	Tufts	118
89	Mass.-Dartmouth	81
67	Sewanee †	54
80	Bridgewater St. †	71
82	Northwestern (Minn.)	73
67	Mass.-Boston	61
101	Western Conn. St.	88
84	Springfield	79
81	Southern Me.	56
71	Eastern Conn. St.	73
92	Rhode Island Col.	81
58	Plymouth St.	57
79	Mitchell	69
74	Mass.-Dartmouth	97
92	Williams	85
86	Mass.-Boston	90
79	Eastern Conn. St.	71
84	Western Conn. St.	77
88	Plymouth St.	73
79	Southern Me.	65
98	Plymouth St.	86
79	Mass.-Boston †	67

75 Rhode Island Col.....	87
81 Rivier	47
76 Salem St.....	75
73 Rhode Island Col. †.....	75

Nickname: Owls
 Colors: Red & White
 Arena: Spaulding Gym
 Capacity: 2,100; Year Built: 1968
 AD: John C. Ratliff
 SID: Stuart Kaufman

KENNESAW ST.

Kennesaw, GA 30144-5591..... II

Coach: Tony Ingle, Huntington 1976

2006-07 RESULTS (13-18)

55 Western Ky.	96
67 St. Peter's †	60
51 Columbia.....	63
52 George Washington	69
68 Florida Int'l	70
68 Newberry	55
56 Stetson.....	61
77 Mercer.....	84
54 Kansas St.....	82
65 Wichita St.....	74
67 Md.-East. Shore †.....	49
85 Longwood †	87
67 Chattanooga.....	83
78 Alabama St. †.....	72
66 Lipscomb	55
45 Belmont	63
85 Campbell.....	88
77 Gardner-Webb.....	60
83 Jacksonville	76
77 North Fla.	57
66 East Tenn. St.....	78
62 Lipscomb.....	73
66 Belmont.....	85
74 Campbell.....	64
59 Gardner-Webb	56
68 North Fla.....	66
72 Jacksonville.....	76
66 Georgia.....	75
71 East Tenn. St.....	75
87 Mercer	51
72 Stetson	67

Nickname: Owls
 Colors: Black & Gold
 Arena: KSU Convocation Center
 Capacity: 4,500; Year Built: 2005
 AD: Dave Waples
 SID: Mark Toma

KENT ST.

Kent, OH 44242-0001..... I

Coach: Jim Christian, Rhode Island 1988

2006-07 RESULTS (21-11)

105 South Dakota St. †	50
81 IUPUI †	74
59 Ohio St.....	81
61 Detroit	48
63 Temple	54
80 Butler	83
59 Cleveland St.....	66
79 IPFW.....	69
72 Duke.....	79
58 Youngstown St.	62
70 Shawnee St.....	47
74 New Hampshire.....	47
73 A&M-Corpus Christi.....	81
63 Miami (Ohio).....	65
69 Buffalo.....	56
67 Ohio	65
68 Akron.....	78
62 Bowling Green	61
60 Ball St.....	54
68 Northern Ill.....	49
61 Central Mich.	45
82 Eastern Mich.....	46
64 Toledo	60

57 Western Mich.....	79
61 Miami (Ohio)	45
68 George Mason.....	62
68 Buffalo	64
73 Ohio.....	71
77 Bowling Green.....	64
64 Akron	66
75 Western Mich. †.....	66
54 Akron †.....	61

Nickname: Golden Flashes
 Colors: Navy Blue & Gold
 Arena: Memorial Athletic & Convocation Center
 Capacity: 6,327; Year Built: 1950
 AD: Laing E. Kennedy
 SID: Jason Tirota

KENTUCKY

Lexington, KY 40506-0032..... I

Coach: Tubby Smith, High Point 1973

2006-07 RESULTS (22-12)

57 Miami (Ohio)	46
79 Mississippi Val.	56
87 DePaul †	81
68 UCLA †.....	73
63 Memphis †.....	80
77 Col. of Charleston	61
63 North Carolina.....	75
79 Chattanooga †.....	63
59 Indiana	54
61 Louisville.....	49
74 Santa Clara.....	60
82 Massachusetts	68
78 Eastern Ky.	65
77 Houston	70
68 Mississippi.....	58
84 Auburn	57
64 Mississippi St.....	60
87 South Carolina.....	49
67 Vanderbilt.....	72
69 Georgia	78
76 Tennessee	57
82 Arkansas.....	74
95 South Carolina	89
61 Florida	64
85 Tennessee.....	89
61 Alabama.....	72
70 LSU	63
65 Vanderbilt.....	67
82 Georgia.....	70
72 Florida.....	85
79 Alabama †.....	67
82 Mississippi St. †.....	84
67 Villanova †.....	58
76 Kansas †.....	88

Nickname: Wildcats
 Colors: Blue & White
 Arena: Rupp Arena
 Capacity: 23,000; Year Built: 1976
 AD: Mitch S. Barnhart
 SID: Scott Stricklin

KENTUCKY ST.

Frankfort, KY 40601..... II

Coach: Thomas Patterson, Grace Bible (Mich.) 1995

2006-07 RESULTS (15-15)

64 Claffin.....	53
87 Elizabeth City St.....	81
43 Holy Family †.....	56
59 Paine	69
65 Benedict	78
71 Morehouse.....	54
86 Clark Atlanta.....	54
84 Lane	73
86 Fort Valley St.....	71
100 Albany St. (Ga.)	84
80 Paine.....	93
63 Benedict.....	84
67 Morehouse	78
65 Clark Atlanta	50

63 Fort Valley St.....	77
66 Albany St. (Ga.)	67
51 Central St. (Ohio)	63
70 Tuskegee	51
67 Stillman.....	69
79 Central St. (Ohio).....	85
75 LeMoyn-Owen.....	71
98 Miles.....	85
54 Lane.....	76
88 LeMoyn-Owen	80
84 Miles	80
57 Stillman	60
72 Tuskegee	79
101 Tuskegee †	85
88 Paine †.....	82
70 Fort Valley St. †.....	86

Nickname: Thorobreds
 Colors: Green & Gold
 Arena: William Exum HPER Center
 Capacity: 2,750; Year Built: 1994
 AD: Derita Ratcliffe
 SID: Ron Braden

KY. WESLEYAN

Owensboro, KY 42302-1039..... II

Coach: Todd Lee, South Dakota 1983

2006-07 RESULTS (13-14)

100 Goshen	72
99 Illinois Tech	50
104 Mid-Continent	59
78 Cumberland (Ky.)	74
69 Southern Ind.....	84
70 Indianapolis.....	77
64 St. Joseph's (Ind.).....	69
81 SIU Edwardsville.....	80
86 Glenville St.....	75
86 Saginaw Valley	80
62 Drury	53
61 Rockhurst	67
72 Quincy.....	81
47 SIU Edwardsville.....	64
65 Northern Ky.	76
61 Bellarmine	75
72 Wis.-Parksid.....	73
74 Lewis.....	84
106 Mo.-Rolla	97
97 Mo.-St. Louis	90
88 St. Joseph's (Ind.)	80
67 Indianapolis	72
49 Northern Ky.....	67
69 Bellarmine.....	72
67 Western Ky.....	74
86 Lewis.....	73
75 Wis.-Parksid.....	73

Nickname: Panthers
 Colors: Purple & White
 Arena: Owensboro Sportscenter
 Capacity: 5,002; Year Built: 1949
 AD: Gary Gallup
 SID: Roy Pickerill

KENYON

Gambier, OH 43022-9223..... III

Coach: Matt Croci, Wittenberg 1994

2006-07 RESULTS (10-16)

67 La Roche †	48
83 Myers	67
52 Eastern Ky.....	63
52 Capital †.....	62
61 Muskingum.....	86
69 Wash. & Jeff.....	58
61 Allegheny.....	59
85 Case Reserve.....	76
60 Earlham.....	69
70 Grove City.....	76
52 DePauw	53
67 Wittenberg	72
47 Ohio Wesleyan.....	53
86 Hiram	84
62 Oberlin.....	63
73 Denison	70

81 Wabash	87
54 Wooster.....	89
65 Allegheny.....	70
73 Hiram.....	54
53 Earlham	47
65 Denison	68
73 Oberlin	66
62 Wooster	87
74 Wabash.....	77
54 Ohio Wesleyan.....	60

Nickname: Lords
 Colors: Purple & White
 Arena: Tomsich Arena
 Capacity: 2,000; Year Built: 2006
 AD: Peter Smith
 SID: Marty Fuller

KEUKA

Keuka Park, NY 14478-0098..... III

Coach: George Wunder, Rochester 1986

2006-07 RESULTS (13-13)

60 SUNYIT †.....	110
90 Paul Smith †.....	71
82 Hobart	78
74 Hilbert.....	89
78 Phila. Biblical.....	69
76 D'Youville	46
80 Penn St.-Berks	62
61 Chestnut Hill.....	63
58 Brockport St.....	98
59 Roberts Wesleyan.....	95
66 Nazareth.....	90
71 Bard.....	67
61 Keystone.....	68
54 Baptist Bible (Pa.).....	56
100 Cazenovia	57
73 D'Youville	49
71 Villa Julie	84
78 Albany Pharmacy.....	79
66 Keystone.....	68
70 Purchase St.....	59
82 Polytechnic (N.Y.).....	54
91 Cazenovia	93
100 Baptist Bible (Pa.)	93
89 Bard.....	73
76 Keystone.....	69
73 Villa Julie.....	95

Nickname: Storm
 Colors: Green & Gold
 Arena: Weed Physical Arts Center
 Capacity: 1,800; Year Built: 1973
 AD: David M. Sweet
 SID: Seth Fikes

KEYSTONE

La Plume, PA 18440..... III

Coach: Marc L. Smith, Lincoln Memorial 1993

2006-07 RESULTS (12-13)

54 Fredonia St. †.....	56
66 Morrisville St. †.....	63
58 TCNJ.....	61
55 Mansfield	79
47 Rutgers-Camden	55
56 Baptist Bible (Pa.)	55
79 Penn St.-Berks	76
74 Chestnut Hill.....	75
55 Washington (Md.).....	61
57 Lincoln (Pa.).....	74
50 Rutgers-Camden †.....	46
64 Villa Julie.....	81
68 Keuka.....	61
77 Cazenovia	89
68 D'Youville	45
78 Bard.....	70
57 Baptist Bible (Pa.).....	81
65 Purchase St.....	46
68 Keuka.....	66
85 Polytechnic (N.Y.).....	67
77 D'Youville.....	79

54 Phila. Biblical	57
101 Bard	80
94 Cazenovia	65
69 Keuka	76

Nickname: Giants
 Colors: Navy Blue, Orange & White
 Arena: Ace Spalding Arena
 Capacity: 1,000; Year Built: 1989
 AD: Matthew T. Grimaldi
 SID: J.R. Rupp

KING'S (PA.)

Wilkes-Barre, PA 18711-0801 III

Coach: J.P. Andrejko, Scranton 1988

2006-07 RESULTS (19-9)

67 TCNJ †	44
97 Susquehanna	98
84 Albright	85
94 Widener	81
75 Scranton	69
55 DeSales	82
80 Baptist Bible (Pa.)	75
71 Elizabethtown	84
80 Lafayette	89
81 Misericordia	73
76 Ursinus	50
87 York (Pa.)	91
74 Kean	60
76 Wilkes	55
80 Delaware Valley	61
58 Lycoming	52
78 FDU-Florham	75
62 Drew	55
63 Delaware Valley	66
75 Scranton	72
73 DeSales	70
79 Lycoming	61
80 Drew	40
58 Wilkes	66
91 FDU-Florham	66
83 FDU-Florham	74
67 DeSales	64
63 Widener	76

Nickname: Monarchs
 Colors: Red & Gold
 Arena: Scandlon Gym
 Capacity: 3,200; Year Built: 1968
 AD: Cheryl J. Ish
 SID: Bob Ziadie

KNOX

Galesburg, IL 61401-4999 III

Coach: Tim Heimann, Knox 1970

2006-07 RESULTS (5-18)

78 Eureka	83
79 William Penn	75
47 Hannibal-La Grange	64
75 Ripon	89
61 St. Norbert	74
86 Illinois Col.	83
70 Clarke	80
49 Southeastern (Fla.)	61
55 Warner Southern	78
75 Concordia (Ill.)	66
70 Monmouth (Ill.)	63
52 Carroll (Wis.)	72
63 Lawrence	74
63 Beloit	79
64 Carroll (Wis.)	70
70 Grinnell	90
53 Lake Forest	65
70 Illinois Col.	63
49 St. Norbert	58
66 Ripon	76
70 Monmouth (Ill.)	73
74 Grinnell	91
56 Lake Forest	76

Nickname: Prairie Fire
 Colors: Purple & Gold
 Arena: Memorial Gym
 Capacity: 3,000; Year Built: 1951

AD: Chad Eisele
 SID: Brian Thiessen

KUTZTOWN

Kutztown, PA 19530-0721 II

Coach: Bernie Driscoll, Dickinson 1977

2006-07 RESULTS (17-11)

103 Penn St.-Hazleton	55
90 Wilmington (Del.)	84
84 Columbia Union †	78
66 Dist. Columbia	78
55 Phila. Sciences	53
69 Shippensburg	64
81 Lock Haven	68
100 Columbia Union	88
95 Slippery Rock	88
62 Edinboro	75
96 Penn St.-Berks	59
69 Indiana (Pa.)	64
79 Clarion	69
93 West Chester	97
75 California (Pa.)	83
74 Mansfield	85
73 Bloomsburg	70
67 Millersville	64
71 Cheyney	76
74 East Stroudsburg	69
88 West Chester	86
71 Mansfield	73
80 Bloomsburg	82
82 Millersville	79
73 Cheyney	70
81 Dist. Columbia	84
72 East Stroudsburg	74
63 Cheyney	79

Nickname: Golden Bears
 Colors: Maroon & Gold
 Arena: Keystone Hall
 Capacity: 3,400; Year Built: 1971
 AD: Greg Bamberger
 SID: Josh Leiboff

LA ROCHE

Pittsburgh, PA 15237 III

Coach: Scott Lang, Clarion 1993

2006-07 RESULTS (8-17)

48 Kenyon †	67
53 Mt. Vernon Naz. †	85
75 Thiel	70
89 Westminster (Pa.)	92
48 Penn St.-Altoona	46
62 Pitt-Bradford	66
58 Carnegie Mellon	77
71 Frostburg St.	72
73 Hilbert	79
69 Waynesburg	83
89 Hiram	85
73 Lake Erie	82
92 Mt. Aloysius	77
56 Penn St.-Behrend	74
87 Pitt-Greensburg	86
59 Medaille	60
73 Pitt-Bradford	85
50 Penn St.-Altoona	59
68 Hilbert	63
67 Frostburg St.	59
45 Lake Erie	71
77 Mt. Aloysius	79
71 Penn St.-Behrend	61
62 Medaille	69
67 Pitt-Greensburg	82

Nickname: Redhawks
 Colors: Red & White
 Arena: Kerr Fitness & Sports Center
 Capacity: 1,200; Year Built: 1993
 AD: Jim Tinkey
 SID: Chase Rowe

LA SALLE

Philadelphia, PA 19141-1199 I

Coach: John Giannini, North Central 1984

2006-07 RESULTS (10-20)

66 Mt. St. Mary's	60
84 Howard	78
69 St. Francis (Pa.)	60
68 Coppin St. †	69
64 Tex.-Pan American †	63
67 UMBC	78
86 Central Conn. St.	73
102 Morgan St.	76
51 Villanova	64
48 Holy Cross	68
56 Delaware	58
82 Niagara	88
66 Rhode Island	69
71 Massachusetts	79
79 Duquesne	63
82 Dayton	84
78 NJIT	59
92 Penn	93
73 St. Bonaventure	87
79 Richmond	56
54 Fordham	62
80 Charlotte	87
64 Temple	89
105 Duquesne	111
50 St. Joseph's	72
77 Temple	72
55 St. Louis	59
74 George Washington	86
63 Massachusetts	102
65 Xavier	76

Nickname: Explorers
 Colors: Blue & Gold
 Arena: Tom Gola Arena
 Capacity: 4,000; Year Built: 1972
 AD: Thomas M. Brennan
 SID: Kale Beers

LA VERNE

La Verne, CA 91750-4443 III

Coach: Gabe Duran, La Verne 1998

2006-07 RESULTS (5-20)

46 St. Thomas (Minn.)	60
63 Chapman	72
76 LIFE Pacific	46
60 La Sierra	66
79 West Coast Baptist	81
54 Pt. Loma Nazarene	101
62 Chapman	70
104 Puget Sound	114
54 Anderson (Ind.)	74
61 Millikin	74
70 La Sierra	74
43 Claremont-M-S	59
67 Whittier	63
44 Cal Lutheran	64
104 Redlands	116
58 Caltech	55
49 Occidental	70
61 Pomona-Pitzer	77
50 Claremont-M-S	59
67 Whittier	63
53 Cal Lutheran	56
93 Redlands	97
85 Caltech	52
54 Occidental	85
72 Pomona-Pitzer	77

Nickname: Leopards, Leos
 Colors: Red & Green
 Arena: Sports Sci. Athletic Pavilion
 Capacity: 1,250; Year Built: 1973
 AD: Christopher M. Ragsdale
 SID: Will Darity

LAFAYETTE

Easton, PA 18042 I

Coach: Fran O'Hanlon, Villanova 1970

2006-07 RESULTS (9-21)

76 Wagner	70
66 Indiana †	91
60 Notre Dame †	92
73 St. Joseph's	81
51 UMBC	86
66 Miami (Fla.)	98
42 Princeton	44
72 St. Peter's	69
76 NJIT	57
72 Lycoming	54
58 Columbia	75
89 King's (Pa.)	80
58 Mt. St. Mary's	56
73 Temple	96
68 San Diego St.	78
74 Holy Cross	84
71 Colgate	65
44 Navy	60
61 Bucknell	67
69 Lehigh	77
76 Army	68
59 American	73
52 Holy Cross	74
51 Colgate	54
63 Navy	70
58 Bucknell	76
75 Lehigh	71
65 Army	83
67 American	78
53 Holy Cross	83

Nickname: Leopards
 Colors: Maroon & White
 Arena: Kirby Sports Center
 Capacity: 3,500; Year Built: 1973
 AD: Bruce McCutcheon
 SID: Phil LaBella

LAGRANGE

La Grange, GA 30240 III

Coach: Warren Haynes, LaGrange 1998

2006-07 RESULTS (18-9)

110 N.C. Wesleyan †	88
101 Carver Bible †	79
73 Sewanee	69
93 Emory	96
83 Oglethorpe †	87
83 Atlanta Christian	64
91 Emory	77
75 Berry	73
77 Valdosta St.	104
84 Dallas Christian †	67
71 Dallas	79
75 Millsaps	81
84 MacMurray	72
70 Emmanuel (Ga.)	97
60 Maryville (Tenn.)	73
75 Rust	69
95 Oglethorpe	90
71 Piedmont	66
66 Huntingdon	58
84 Pensacola Christian	70
87 Piedmont	80
57 Maryville (Tenn.)	87
76 Fisk	70
62 Huntingdon	41
97 Carver Bible	93
102 Piedmont	97
58 Maryville (Tenn.)	80

Nickname: Panthers
 Colors: Red & Black
 Arena: Mariotti Gymnasium
 Capacity: 500; Year Built: 1958
 AD: Philip R. Williamson
 SID: John Hughes

LAKE ERIE

Painesville, OH 44077 III

Coach: Cliff Hunt, Hiram 1971

2006-07 RESULTS (25-3)

85	Geneseo St. †	76
73	Rochester (N.Y.)	62
82	Denison	70
67	Findlay	99
68	Hilbert	65
97	Pitt-Greensburg	58
67	Medaille	50
86	Penn St.-Altoona	68
88	St. Vincent	80
79	Bethany (W.V.)	74
82	La Roche	73
69	Pitt-Bradford	52
104	Mt. Aloysius	90
80	Frostburg St.	70
63	Penn St.-Behrend	51
98	Pitt-Greensburg	86
96	Hilbert	66
94	Penn St.-Altoona	66
97	Franciscan	72
78	Medaille	60
71	La Roche	45
93	Pitt-Bradford	64
109	Mt. Aloysius	93
60	Penn St.-Behrend	66
71	Frostburg St.	51
80	Hilbert	67
59	Penn St.-Behrend	58
77	John Carroll	79

Nickname: Storm
 Colors: Green & White
 Arena: Athletics and Wellness Center
 Capacity: 800; Year Built: 2004
 AD: Ken Krsolovic
 SID: Kristy Booher

LAKE FOREST

Lake Forest, IL 60045 III

Coach: Chris Conger, Wisconsin 1995

2006-07 RESULTS (15-10)

65	Lakeland	58
39	Chicago	66
62	Edgewood	61
76	Illinois Tech	69
66	Beloit	58
59	Lawrence	69
68	Milwaukee Engr.	61
56	North Park †	57
55	Dominican (Ill.) †	57
80	Grinnell	79
51	Illinois Col.	53
72	Ripon	73
51	St. Norbert	52
72	Carroll (Wis.)	70
62	Ripon	49
53	Monmouth (Ill.)	55
65	Knox	53
71	Beloit	52
72	Lawrence	69
65	Illinois Col.	61
65	Grinnell	100
69	Monmouth (Ill.)	59
76	Knox	56
94	Grinnell	79
71	Carroll (Wis.) †	80

Nickname: Foresters
 Colors: Red & Black
 Arena: Sports Center
 Capacity: 1,200; Year Built: 1968
 AD: Jackie A. Slaats
 SID: Mike Wajerski

LAKE SUPERIOR ST.

Sault Ste. Marie, MI 49783 II

Coach: Mike Fitzner, Wayne St. (Neb.) 1997

2006-07 RESULTS (9-18)

72	Lewis †	75
65	Wis.-Parkside †	82
82	Finlandia	47
61	Iowa St.	90
68	Ashland	83
73	Concordia (Mich.)	64
55	Findlay	77
50	Northwood (Mich.)	52
74	Central St. (Ohio)	85
84	Ferris St.	77
72	St. Joseph's (Ind.)	75
77	Northern Mich.	75
71	Michigan Tech.	63
33	Grand Valley St.	63
58	Central St. (Ohio)	76
55	Northland Bapt.	28
71	Gannon	61
62	Mercyhurst	66
59	Hillsdale	47
54	Wayne St. (Mich.)	77
48	Grand Valley St.	82
78	Saginaw Valley	90
64	Northern Mich.	73
53	Michigan Tech	63
60	Saginaw Valley	63
62	Ferris St.	68
64	Northwood (Mich.)	60

Nickname: Lakers
 Colors: Royal Blue & Gold
 Arena: James Norris Center
 Capacity: 2,500; Year Built: 1976
 AD: Kris Dunbar
 SID: Linda Bouvet

LAKELAND

Sheboygan, WI 53082-0359 III

Coach: Kyle Brumett, Hanover 1998

2006-07 RESULTS (16-11)

58	Lake Forest	65
81	Wis.-La Crosse	91
94	Aurora	101
86	Concordia (Ill.)	72
108	Rockford	64
74	Benedictine (Ill.)	66
71	Wabash †	89
81	Alma †	68
74	Concordia (Wis.)	73
64	Edgewood	68
59	Wis.-Stevens Point	97
104	Northland Bapt.	65
80	Wis. Lutheran	63
86	Maranatha Baptist	50
66	Marian (Wis.)	71
76	Aurora	94
72	Dominican (Ill.)	73
84	Concordia (Ill.)	69
90	Rockford	57
95	Concordia (Wis.)	92
66	Benedictine (Ill.)	65
90	Milwaukee Engr.	75
81	Wis. Lutheran	87
85	Maranatha Baptist	56
80	Marian (Wis.)	64
51	Wis. Lutheran	50
72	Aurora	86

Nickname: Muskies
 Colors: Navy & Gold
 Arena: Todd Wehr Center
 Capacity: 1,500; Year Built: 1985
 AD: Jane Bouche
 SID: David Gallianetti

LAMAR

Beaumont, TX 77710 I

Coach: Steve Roccaforte, Lamar 1989

2006-07 RESULTS (15-17)

72	Texas Southern	64
60	Texas A&M	94
69	St. Louis †	82
71	Louisiana Tech †	68
62	New Orleans	64
92	St. Gregory's	72
64	Tulsa	78
63	Oral Roberts	88
71	Rice	83
86	BYU	77
64	Wyoming	69
74	Northern Ill.	53
62	Memphis	87
91	Louisiana Col.	76
71	UTSA	59
72	Stephen F. Austin	73
52	Sam Houston St.	88
62	Central Ark.	50
68	Northwestern St.	81
60	McNeese St.	68
89	Nicholls St.	82
64	Southeastern La.	73
74	Texas-Arlington	76
96	Texas St.	69
86	Central Ark.	82
78	A&M-Corpus Christi	77
75	McNeese St.	71
82	Northwestern St.	89
90	Nicholls St.	105
83	Southeastern La.	64
99	Sam Houston St. †	98
65	Northwestern St. †	78

Nickname: Cardinals
 Colors: Red & White
 Arena: Montagne Center
 Capacity: 10,080; Year Built: 1984
 AD: Billy Tubbs
 SID: Daucy Crizer

LANDER

Greenwood, SC 29649-2099 II

Coach: Bruce Evans, Furman 1991

2006-07 RESULTS (20-11)

63	Presbyterian	69
74	Southern Wesleyan	57
74	Wingate	61
78	Newberry	57
59	Presbyterian	60
56	GCSU	73
63	Erskine	65
78	Catawba	61
60	Claffin	52
54	Catawba	66
78	Francis Marion	56
67	GCSU	53
92	North Georgia	63
63	Clayton St.	70
56	UNC Pembroke	39
54	Armstrong Atlantic	55
62	Erskine	29
73	North Georgia	64
74	Ga. Southwestern	66
62	UNC Pembroke	54
70	Augusta St.	84
59	S.C. Upstate	65
80	S.C.-Aiken	62
86	Francis Marion	68
96	Columbus St.	103
67	S.C. Upstate	66
70	S.C.-Aiken	59
83	Columbus St.	81
60	Armstrong Atlantic	56
75	Clayton St.	61
68	Virginia Union †	74

Nickname: Bearcats
 Colors: Blue & Gold
 Arena: Finis Horne Arena
 Capacity: 2,500; Year Built: 1993

AD: Jefferson J. May
 SID: Bob Stoner

LANE

Jackson, TN 38301-4598 II

Coach: J.L. Perry, Lane 1971

2006-07 RESULTS (13-16)

53	Christian Bros.	55
80	Benedict	84
66	Paine	70
79	Christian Bros.	96
95	Clark Atlanta	90
88	Morehouse	93
73	Kentucky St.	84
66	Albany St. (Ga.)	64
69	Fort Valley St.	73
54	Benedict	56
77	Paine	57
66	Clark Atlanta	32
73	Morehouse	59
65	Albany St. (Ga.)	77
55	Fort Valley St.	74
45	Claffin	58
59	Stillman	65
76	Tuskegee	79
103	Knoxville	54
63	Claffin	55
95	Miles	90
90	LeMoyne-Owen	93
76	Kentucky St.	54
69	Miles	72
83	LeMoyne-Owen	77
80	Tuskegee	67
69	Stillman	55
80	LeMoyne-Owen †	67
58	Benedict †	84

Nickname: Dragons
 Colors: Cardinal Red & Royal Blue
 Arena: J.F. Lane Center
 Capacity: 2,500; Year Built: 1974
 AD: Ronald Abernathy
 SID: Gregory Borman

LASELL

Newton, MA 02466 III

Coach: Aaron Galletta, Union (N.Y.) 2001

2006-07 RESULTS (16-12)

80	Tufts	85
63	Endicott †	73
77	Union (N.Y.)	56
70	Becker	60
63	Trinity (Conn.)	82
73	Babson	75
86	Castleton	67
106	Johnson St.	82
90	Western Conn. St.	79
64	WPI	75
71	Salem St.	78
79	Lesley	72
86	Williams	60
74	Mount Ida	58
89	Lesley	78
89	Johnson St.	73
83	Castleton	76
83	Elms	87
58	Maine Maritime	56
75	Husson	81
84	Becker	58
107	Elms	115
68	MIT	76
70	Me.-Farmington	54
89	Thomas (Me.)	46
81	Me.-Farmington	56
64	Elms	68
67	Endicott †	68

Nickname: Lasers
 Colors: Columbia & Navy
 Arena: Lasell Gymnasium
 Capacity: 300; Year Built: 1997
 AD: Kristy Walter
 SID: Jessica King

LAWRENCE

Appleton, WI 54912-0599 III

Coach: John Tharp, Beloit 1991

2006-07 RESULTS (13-20)

Table with 2 columns: Rank and Team Name. Includes teams like Wis.-Stevens Point, Wis. Lutheran, Concordia (Wis.), Monmouth (Ill.), Lake Forest, Carthage, Wis.-Oshkosh, Allegheny, Ursinus, Ripon, Beloit, Grinnell, Knox, Illinois Col., Grinnell, St. Norbert, Carroll (Wis.), Monmouth (Ill.), Lake Forest, Ripon, Beloit, St. Norbert, Carroll (Wis.).

Nickname: Vikings
Colors: Blue & White
Arena: Alexander Gym
Capacity: 1,100; Year Built: 1929
AD: Robert Beeman
SID: Joe Vanden Acker

LE MOYNE

Syracuse, NY 13214-1399 II

Coach: Steve Evans, Union (N.Y.) 1994

2006-07 RESULTS (14-15)

Table with 2 columns: Rank and Team Name. Includes teams like Molloy, Mansfield, St. Rose, Southern N.H., Southern Conn. St., St. Anselm, Franklin Pierce, St. Michael's, Pace, Bryant, Merrimack, Nyack, Assumption, American Int'l, Southern Conn. St., Bentley, Franklin Pierce, Bryant, St. Rose, Merrimack, St. Michael's, Stonehill, Pace, Mass.-Lowell, American Int'l, St. Anselm, Southern N.H., Stonehill, Pace.

Nickname: Dolphins
Colors: Green & Gold
Arena: Ted Grant Court
Capacity: 2,000; Year Built: 1954
AD: Richard W. Rockwell
SID: Mike Donlin

LEBANON VALLEY

Annville, PA 17003-1400 III

Coach: Brad McAlester, Southampton 1975

2006-07 RESULTS (15-12)

Table with 2 columns: Rank and Team Name. Includes teams like McDaniel, Montclair St., Frank. & Marsh., Ursinus, Albright, Elizabethtown, Delaware Valley, Arcadia, Goucher, Penn St.-Behrend, Embry-Riddle, Villa Julie, Maryland Bible, Moravian, Messiah, Widener, Susquehanna, Juniata, Messiah, Widener, Elizabethtown, Moravian, Juniata, Albright, Susquehanna, Carnegie Mellon, DeSales.

Nickname: Flying Dutchmen
Colors: Blue, White
Arena: LVC Gymnasium
Capacity: 1,650; Year Built: 2003
AD: Kathleen Tierney
SID: Braden Snyder

LEES-MCRAE

Banner Elk, NC 28604-0128 II

Coach: Scott Polsgrove, Taylor (Ind.) 1987

2006-07 RESULTS (6-22)

Table with 2 columns: Rank and Team Name. Includes teams like Lincoln Memorial, Anderson (S.C.), UNC Pembroke, Pfeiffer, Mount Olive, Barton, VMI, High Point, Belmont Abbey, Limestone, St. Andrews, Pfeiffer, Queens (N.C.), Coker, Erskine, Brevard, Anderson (S.C.), Barton, North Greenville, Belmont Abbey, Mount Olive, Queens (N.C.), Pfeiffer, St. Andrews, Limestone, Erskine, Coker, Belmont Abbey.

Nickname: Bobcats
Colors: Forest Green & Gold
Arena: Williams Gym
Capacity: 1,200; Year Built: 1975
AD: Ried Estus
SID: Jason Levesque

LEHIGH

Bethlehem, PA 18015-3089 I

Coach: Billy Taylor, Notre Dame 1995

2006-07 RESULTS (12-19)

Table with 2 columns: Rank and Team Name. Includes teams like Oregon, Portland St., Cal St. Northridge, Cornell, Sacred Heart, Quinnipiac, Harvard, Notre Dame, Swarthmore, Central Conn. St., Princeton, Miami (Fla.), Haverford, Rutgers, Monmouth, Columbia, American, Navy, Army, Colgate, Lafayette, Bucknell, Holy Cross, American, Navy, Army, Colgate, Lafayette, Bucknell, Holy Cross, Army.

Nickname: Mountain Hawks
Colors: Brown & White
Arena: Stabler Arena
Capacity: 5,600; Year Built: 1979
AD: Joseph D. Sterrett
SID: Mike Stagnitta

LEHMAN

Bronx, NY 10468-1589 III

Coach: Steve Schluman, Syracuse 1989

2006-07 RESULTS (10-16)

Table with 2 columns: Rank and Team Name. Includes teams like Purchase St., Oswego St., Wm. Paterson, Mt. St. Vincent, Medgar Evers, Baruch, Union (N.Y.), Merchant Marine, Yeshiva, St. Joseph's (L.I.), City Tech, Briarcliffe (N.Y.), Medgar Evers, Hunter, John Jay, York (N.Y.), CCNY, Brooklyn, Hunter, Mitchell, Staten Island, John Jay, Morrisville St., Baruch, CCNY, Staten Island.

Nickname: Lightning
Colors: Royal Blue, Vegas Gold & White
Arena: Lehman College APEX
Capacity: 1,200; Year Built: 1994
AD: Martin L. Zwiren
SID: Eric Harrison

LEMOYNE-OWEN

Memphis, TN 38126 II

Coach: Smokey Gaines, LeMoyn-Owen 1967

2006-07 RESULTS (12-16)

Table with 2 columns: Rank and Team Name. Includes teams like Ark.-Monticello, Christian Bros., Delta St., Albany St. (Ga.), Fort Valley St., Christian Bros., Paine, Benedict, Stillman, Tuskegee, Morehouse, Miles, Stillman, Tuskegee, Paine, Benedict, Albany St. (Ga.), Fort Valley St., Rust, Kentucky St., Lane, Kentucky St., Lane, Clark Atlanta, Clark Atlanta, Morehouse, Miles, Lane.

Nickname: Magicians
Colors: Purple & Old Gold
Arena: Bruce Hall
Capacity: 1,000; Year Built: 1954
AD: David "Smokey" Gaines
SID: LaKeisha Henderson

LENOIR-RHYNE

Hickory, NC 28603 II

Coach: John Lentz, Lenoir-Rhyne 1974

2006-07 RESULTS (18-10)

Table with 2 columns: Rank and Team Name. Includes teams like Anderson (S.C.), Morris, Belmont Abbey, UNC Asheville, Clayton St., Armstrong Atlantic, Francis Marion, Armstrong Atlantic, Augusta St., Barton, Catawba, Tusculum, Presbyterian, Newberry, Mars Hill, Lincoln Memorial, Carson-Newman, Wingate, Tusculum, Presbyterian, Newberry, Carson-Newman, Lincoln Memorial, Catawba, Wingate, Mars Hill, Lincoln Memorial, Catawba.

Nickname: Bears
Colors: Red & Black
Arena: Shuford Memorial Gym
Capacity: 3,200; Year Built: 1957
AD: Neill McGeachy
SID: John Karrs

LESLEY

Cambridge, MA 02138-2790..... III

Coach: Scott Willard,

2006-07 RESULTS (14-13)

100	Marymount (Va.) †	89
75	Keene St.	109
84	Eastern Nazarene	79
79	MIT	80
105	Maine Maritime	87
90	Husson	93
87	Mount Ida	98
101	Johnson St.	96
110	Castleton	66
84	Westfield St.	92
76	Coast Guard	99
85	Colby	76
73	Elms	109
72	Lasell	79
92	Becker	65
78	Lasell	89
78	Becker	69
67	Newbury	74
93	Suffolk	90
72	Thomas (Me.)	70
79	Me.-Farmington	75
77	Johnson St.	59
79	Castleton	90
94	Elms	82
64	Colby-Sawyer	89
75	Maine Maritime	71
79	Husson	95

Nickname: Lynx
Colors: Forest Green & Gold
AD: Stanley C. Vieira
SID: Josh Streit

LETOURNEAU

Longview, TX 75607-7001..... III

Coach: Robert Davis, Midland Lutheran
1970

2006-07 RESULTS (15-10)

84	Jarvis Christian	81
78	Austin	64
61	McMurry	73
61	Hardin-Simmons	60
63	Sul Ross St.	77
62	Howard Payne	95
72	East Tex. Baptist	62
88	Concordia (Tex.)	79
71	Mary Hardin-Baylor	68
56	Austin	65
69	Texas Lutheran	63
89	Schreiner	75
84	East Tex. Baptist	73
86	Ozarks (Ark.)	84
67	Texas-Tyler	70
40	Texas-Dallas	54
51	Mississippi Col.	72
76	Louisiana Col.	62
64	Mississippi Col.	62
67	Louisiana Col.	76
57	Texas-Tyler	54
58	Texas-Dallas	54
81	Jarvis Christian	95
77	Ozarks (Ark.)	53
65	Hardin-Simmons †	74

Nickname: YellowJackets
Colors: Blue & Gold
Arena: Solheim Arena
Capacity: 1,200; Year Built: 1996
AD: Duane Trogdon
SID: Shane Meling

LEWIS

Romeoville, IL 60446..... II

Coach: Scott Trost, Minn.-Morris 1985

2006-07 RESULTS (15-13)

75	Lake Superior St. †	72
59	Michigan Tech	61

75	Trinity Christian	73
72	Northwood (Mich.)	53
83	Drury	80
71	Rockhurst	61
64	Quincy	79
46	SIU Edwardsville	65
38	Grand Valley St.	57
66	Illinois St.	85
78	Olivet Nazarene	59
78	Carthage	60
71	Bellarmino	66
66	Northern Ky.	72
62	Wis.-Parkside	84
74	Mo.-St. Louis	63
79	Mo.-Rolla	59
68	Southern Ind.	82
84	Ky. Wesleyan	74
68	Indianapolis	62
74	St. Joseph's (Ind.)	82
66	Northern Ky.	82
103	Bellarmino	99
87	St. Joseph's (Ind.)	70
65	Indianapolis	60
69	Wis.-Parkside	70
73	Ky. Wesleyan	86
45	Southern Ind.	57

Nickname: Flyers
Colors: Red & White
Arena: Neil Carey Arena
Capacity: 855; Year Built: 1961
AD: Dan Schumacher
SID: Mickey Smith

LEWIS & CLARK

Portland, OR 97219-7899..... III

Coach: Bob Gaillard, San Francisco
1962

2006-07 RESULTS (19-7)

68	Cal St. East Bay	50
98	Hawaii-Hilo	93
74	Concordia (Cal.) †	75
96	Bethany Lutheran †	73
61	Cal Lutheran †	65
77	Evergreen St.	57
72	Whitman	69
73	Whitworth	82
80	Evergreen St.	64
64	Portland	74
102	Pacific Lutheran	76
76	Willamette	66
75	Pacific (Ore.)	80
85	Linfield	66
88	Puget Sound	94
74	George Fox	61
103	Whitman	84
66	Whitworth	60
59	Pacific Lutheran	55
60	Willamette	55
80	Pacific (Ore.)	54
77	Linfield	71
98	Puget Sound	86
75	George Fox	63
66	Puget Sound	60
62	Whitworth	69

Nickname: Pioneers
Colors: Orange & Black
Arena: Pamplin Sports Center
Capacity: 2,300; Year Built: 1969
AD: Clark Yeager
SID: Melissa Dudek

LIBERTY

Lynchburg, VA 24502-2269..... I

Coach: Randy Dunton, Baptist Bible
(Mo.) 1984

2006-07 RESULTS (14-17)

48	Oklahoma	74
101	Cincinnati Christian	65
92	Houghton	46
109	Southern Va.	64
64	East Caro.	56

84	St. Francis (Pa.)	67
89	Longwood	61
56	St. Francis (Pa.)	70
66	Buffalo	72
61	Lipscomb	66
59	BYU	73
81	Seton Hall †	85
58	Oral Roberts †	90
58	Florida	89
77	UNC Asheville	84
80	Radford	66
40	Winthrop	68
71	High Point	77
65	Coastal Caro.	70
66	Charleston So.	63
122	VMI	117
80	UNC Asheville	65
96	High Point	79
76	Winthrop	80
83	Charleston So.	73
76	Coastal Caro.	77
70	Longwood	76
81	Niagara	90
118	VMI	108
64	Radford	48
78	VMI	79

Nickname: Flames
Colors: Red, White & Blue
Arena: Vines Center
Capacity: 9,000; Year Built: 1990
AD: Jeff Barber
SID: Vincent Briedis

LIMESTONE

Gaffney, SC 29340-3799..... II

Coach: Larry Epperly, Emory & Henry
1975

2006-07 RESULTS (20-9)

79	Newberry †	78
84	Bellarmino	74
54	East Caro.	80
62	Anderson (S.C.)	43
63	Mount Olive	78
46	Winthrop	80
86	North Greenville	81
78	S.C.-Aiken	52
67	Queens (N.C.)	69
67	Belmont Abbey	57
60	St. Andrews	58
91	Lees-McRae	82
90	North Greenville	79
82	Coker	65
67	Erskine	58
83	Barton	80
80	Pfeiffer	78
73	Mount Olive	78
89	St. Andrews	64
97	Pfeiffer	91
63	Queens (N.C.)	66
91	Belmont Abbey	96
77	Coker	50
58	Erskine	56
81	Lees-McRae	71
72	Anderson (S.C.)	68
80	Barton	88
98	Pfeiffer	77
81	Barton †	86

Nickname: Saints
Colors: Blue, White & Gold
Arena: Timken Center
Capacity: 1,500; Year Built: 1976
AD: Larry Epperly
SID: Leah Melichar

LINCOLN (MO.)

Jefferson City, MO 65102-0029.... II

Coach: Charles Terry, Arkansas 1976

2006-07 RESULTS (7-19)

73	Harris-Stowe	69
88	Cent. Christian (Mo.)	14
68	Upper Iowa †	67

46	Northwest Mo. St.	75
56	Missouri St.	88
60	Mo.-Rolla	64
60	Central Mo.	88
81	Ark.-Monticello	89
84	Arkansas Tech	101
60	St. Edward's	91
71	Tex. A&M Int'l	78
87	Tex. Permian Basin	93
57	Okla. Panhandle	75
84	Mont. St.-Billings	95
65	Incarnate Word	70
67	St. Mary's (Tex.)	69
79	Dallas Baptist	69
80	Mont. St.-Billings	71
67	Mont. St.-Billings	68
79	Dallas Baptist	93
77	Incarnate Word	87
52	St. Mary's (Tex.)	87
74	Tex. Permian Basin	88
87	Okla. Panhandle	72
64	St. Edward's	83
64	Tex. A&M Int'l	61

Nickname: Blue Tigers
Colors: Navy Blue & White
Arena: Jason Gym
Capacity: 2,500; Year Built: 1958
AD: Tim Abney
SID: Jeremy Copeland

LINCOLN (PA.)

Lincoln Univ., PA 19352..... III

Coach: Garfield Yuille, Lincoln (Pa.)
1991

2006-07 RESULTS (20-9)

98	Widener †	91
119	Delaware Valley †	90
103	Cheyney †	95
92	New Jersey City	84
79	Salem Int'l	90
201	Ohio St.-Marion †	78
75	Ramapo	91
86	Penn St.-Altoona	95
75	North Central (Ill.) †	53
110	Buffalo St. †	103
99	Seton Hill †	109
64	Frank. & Marsh	43
74	Keystone	57
96	Rutgers-Camden	62
84	Baptist Bible (Pa.)	70
88	Point Park	110
75	John Jay	61
69	Richard Stockton	83
70	Dist. Columbia	75
73	Ramapo	72
79	Penn St.-Abington	75
83	Apprentice	78
79	New Jersey City	76
91	Penn St.-Delco	75
84	Newbury †	72
80	St. Joseph's (Me.)	89
91	Alvernia †	76
81	Catholic †	70
128	Guilford †	129

Nickname: Lions
Colors: Orange & Blue
Arena: Manuel Rivero Hall
Capacity: 3,000; Year Built: 1973
AD: Alfonso Scandrett Jr.
SID: Rob Knox

LINCOLN CHRISTIAN

Lincoln, IL 62656..... III

Coach: Garfield Yuille, Lincoln (Pa.)
1991

2006-07 RESULTS (5-19)

61	St. Louis Christian	84
90	Great Lake Christian	55
63	Maranatha Baptist	70
90	Northland Bapt.	69
61	Grace Bible (Mich.)	81

70	MacMurray	71
65	Maryville (Mo.)	91
63	Webster	65
69	Eureka	73
64	Westminster (Mo.)	85
62	Greenville	93
53	Principia	87
78	Fontbonne	83
89	Blackburn	78
56	Maryville (Mo.)	69
70	MacMurray	90
49	Eureka	71
72	Webster	83
63	Westminster (Mo.)	75
71	Greenville	74
93	Principia	68
78	Emmaus	42
59	Fontbonne	90
50	Blackburn	77

Nickname: Preachers
 Colors: Red, white & black
 Arena: Laughlin Center
 Capacity: 1,500
 AD: Kevin Crawford
 SID: To be named

LINCOLN MEMORIAL

Harrogate, TN 37752-1901..... II

Coach: Hugh Watson, Lee 1968

2006-07 RESULTS (13-15)

77	Lees-McRae	60
74	King (Tenn.)	71
87	Brevard	52
69	Simmons	56
66	Brevard	73
68	Benedict	81
84	King (Tenn.)	91
64	UNC Pembroke	52
63	Mount Olive †	78
78	Carson-Newman	73
71	Wingate	77
67	Tusculum	63
74	Presbyterian	57
79	Newberry	77
55	Lenoir-Rhyne	63
65	Catawba	70
82	Mars Hill	62
66	North Greenville	65
86	Wingate	89
58	Tusculum	61
57	Presbyterian	73
67	Mars Hill	81
44	Lenoir-Rhyne	59
67	Catawba	89
120	Carson-Newman	118
90	North Greenville	93
75	Newberry	68
90	Lenoir-Rhyne	101

Nickname: Railsplitters
 Colors: Blue & Gray
 Arena: B. Frank Turner Arena
 Capacity: 5,009; Year Built: 1990
 AD: Jay Nidiffer
 SID: Michael Peace

LINFIELD

Mc Minnville, OR 97128-6894 III

Coach: Larry Doty, Linfield 1978

2006-07 RESULTS (8-17)

86	Holy Names	88
93	Corban	80
83	Cascade	73
85	George Fox	91
79	Pacific Lutheran	85
85	Warner Pacific	89
87	Evergreen St.	83
75	Walla Walla †	71
61	Baldwin-Wallace †	69
73	Colorado Col. †	57
67	Mount Union †	73
64	Whitworth	77

88	Whitman	90
66	Lewis & Clark	85
68	Willamette	80
61	Pacific (Ore.)	53
64	Puget Sound	70
64	George Fox	65
80	Pacific Lutheran	73
58	Whitworth	71
57	Whitman	60
71	Lewis & Clark	77
83	Willamette	80
50	Pacific (Ore.)	54
76	Puget Sound	83

Nickname: Wildcats
 Colors: Purple & Red
 Arena: Ted Wilson Gymnasium
 Capacity: 1,924; Year Built: 1989
 AD: Scott Carnahan
 SID: Kelly Bird

LIPSCOMB

Nashville, TN 37204-3951 I

Coach: Scott Sanderson, South Carolina 1984

2006-07 RESULTS (18-13)

70	Tusculum	67
67	Evansville	64
69	Missouri	89
68	South Carolina	75
80	Fisk	68
62	Winston-Salem	46
73	Jacksonville	61
68	North Fla.	54
50	Vanderbilt	59
75	Nicholls St.	55
73	Evansville	80
66	Liberty	61
58	Alabama	80
55	Kennesaw St.	66
72	East Tenn. St.	75
79	Stetson	68
89	Mercer	68
55	Belmont	50
55	Gardner-Webb	61
65	Campbell	64
73	Kennesaw St.	62
66	East Tenn. St.	71
62	Mercer	50
67	Stetson	69
70	Belmont	60
67	Campbell	64
59	Gardner-Webb	57
64	North Fla.	73
67	Jacksonville	74
85	Mercer †	49
72	East Tenn. St.	77

Nickname: Bisons
 Colors: Purple & Gold
 Arena: Allen Arena
 Capacity: 5,000; Year Built: 2001
 AD: Steve Potts
 SID: Mark McGee

LIVINGSTONE

Salisbury, NC 28144 II

Coach: James Stinson, Barber-Scotia 1987

2006-07 RESULTS (8-20)

59	Benedict	63
51	GCSU †	61
80	Allen †	66
73	Bluefield St.	77
78	Bowie St.	90
61	Elizabeth City St.	73
62	Morris	54
48	Virginia Union	55
55	Virginia St.	79
73	St. Augustine's	76
55	Elizabeth City St.	53
64	N.C. Central	75
83	Bowie St.	79

68	Fayetteville St.	78
57	Virginia St.	66
72	Shaw	67
80	St. Paul's	95
79	Johnson C. Smith	76
52	Virginia Union	67
60	Morris	67
51	N.C. Central	59
90	St. Paul's	99
62	Johnson C. Smith	73
84	Bluefield St.	71
47	St. Augustine's	74
72	Shaw	69
47	Fayetteville St.	59
54	Elizabeth City St. †	71

Nickname: Blue Bears
 Colors: Columbia Blue & Black
 Arena: William Trent Gymnasium
 Capacity: 1,500; Year Built: 1970
 AD: Clifton Huff
 SID: Adrian Ferguson

LOCK HAVEN

Lock Haven, PA 17745..... II

Coach: John Wilson, Washburn 1980

2006-07 RESULTS (12-15)

80	Charleston (W.V.)	84
60	St. Francis (Pa.)	94
71	Pitt.-Johnstown †	86
71	C.W. Post †	101
81	Shepherd	79
77	East Stroudsburg	83
68	Kutztown	81
36	Youngstown St.	70
68	Mansfield	65
80	Bloomsburg	69
76	Fairmont St.	71
63	Millersville	88
86	West Chester	80
60	Slippery Rock	79
62	Cheyney	61
52	Shippensburg	75
50	California (Pa.)	78
87	Clarion	76
61	Edinboro	58
66	Indiana (Pa.)	61
62	Slippery Rock	76
61	Shippensburg	76
61	California (Pa.)	59
54	Clarion	60
73	Edinboro	92
71	Pitt.-Johnstown	70
66	Indiana (Pa.)	59

Nickname: Bald Eagles
 Colors: Crimson & White
 Arena: Thomas Fieldhouse
 Capacity: 2,500; Year Built: 1928
 AD: Sharon E. Taylor
 SID: Al Weston

LONG BEACH ST.

Long Beach, CA 90840-0118..... I

Coach: Larry Reynolds, UC Riverside 1976

2006-07 RESULTS (24-8)

68	Air Force †	69
86	San Jose St. †	67
73	Cal St. Bakersfield	70
61	Southern California	79
58	UCLA	88
49	Temple	74
57	UMBC	53
95	Pepperdine	90
76	Sacramento St.	55
76	San Jose St.	67
66	Loyola Marymount	65
89	UC Davis	75
74	Manhattan	61
101	UC Santa Barbara	65
77	Cal Poly	70
83	Cal St. Northridge	90

95	Cal St. Fullerton	85
99	UC Riverside	65
84	UC Irvine	88
79	Cal St. Northridge	72
92	Pacific	64
80	Cal Poly	77
68	UC Santa Barbara	67
94	Cal St. Fullerton	84
78	Hawaii	93
102	UC Davis	77
82	Pacific	76
85	UC Irvine	80
91	UC Riverside	75
77	UC Irvine †	63
94	Cal Poly †	83
86	Tennessee †	121

Nickname: Forty Niners
 Colors: Black & Gold
 Arena: The Walter Pyramid
 Capacity: 5,000; Year Built: 1994
 AD: Vic Cegles
 SID: Steve Janisch

LONG ISLAND

Brooklyn, NY 11201..... I

Coach: Jim Ferry, Keene St. 1990

2006-07 RESULTS (10-19)

73	Binghamton	59
54	Minnesota	70
63	Columbia	90
105	Old Westbury	50
46	St. John's (N.Y.)	64
49	Hartford	64
70	New Hampshire	62
74	Monmouth	71
79	Harvard	87
45	Penn St.	66
80	Binghamton	91
72	St. Peter's	61
76	Mt. St. Mary's	78
52	St. Francis (N.Y.)	68
59	Robert Morris	56
72	St. Francis (Pa.)	60
48	Central Conn. St.	61
73	Fairleigh Dickinson	74
74	Wagner	88
71	Quinnipiac	73
77	Wagner	80
72	Sacred Heart	80
75	Central Conn. St.	96
82	St. Francis (N.Y.)	79
85	Fairleigh Dickinson	80
68	Quinnipiac	70
82	Monmouth	78
56	St. Francis (Pa.)	72
74	Robert Morris	90

Nickname: Blackbirds
 Colors: Black, Silver & Royal Blue
 Arena: Wellness Center
 Capacity: 2,500; Year Built: 2006
 AD: John Suarez
 SID: Stacey Brann

LONGWOOD

Farmville, VA 23909-1899..... II

Coach: Mike Gillian, Mass. Liberal Arts 1986

2006-07 RESULTS (9-22)

71	Virginia-Wise	49
63	VCU	75
65	Norfolk St.	54
60	George Washington	74
72	Richmond	83
88	Shenandoah	60
59	N.C. A&T	71
59	Navy	61
49	American	60
57	High Point	59
61	Liberty	89
60	New Mexico	79
53	Southern California	83

73	Charleston So. †	67
87	Kennesaw St. †	85
81	American	79
69	Providence	107
62	Yale	74
55	NJIT	59
52	Utah Valley St.	80
59	Savannah St.	65
59	Hampton	80
69	High Point	64
40	Oklahoma	81
75	Morgan St.	73
63	Fla. Atlantic	81
49	Virginia	90
76	Liberty	70
74	NJIT	78
80	Campbell	88
72	Savannah St.	74

Nickname: Lancers
 Colors: Blue & White
 Arena: Willett Hall
 Capacity: 2,522; Year Built: 1980
 AD: Troy Austin
 SID: Greg Prouty

LORAS

Dubuque, IA 52004-0178 III

Coach: Chad Walthall, Concordia-Mhead 1991

2006-07 RESULTS (21-7)

82	Wis.-La Crosse	74
84	Clarke	70
73	Wis.-Platteville †	81
84	Simpson	68
69	North Park	87
73	Ashford	67
61	Mt. Mercy	70
71	Aurora	99
62	Bellevue †	72
91	Hanover †	85
59	Luther	49
82	Central (Iowa)	60
61	Coe	60
75	Buena Vista	69
73	Cornell College	58
62	Wartburg	61
88	Dubuque	73
56	Luther	54
70	Simpson	58
76	Central (Iowa)	65
59	Wartburg	71
71	Dubuque	64
79	Coe	68
63	Cornell College	44
68	Buena Vista	56
69	Simpson	52
77	Buena Vista	62
82	St. John's (Minn.)	85

Nickname: Duhawks
 Colors: Purple & Gold
 Arena: Loras Fieldhouse
 Capacity: 1,200; Year Built: 1923
 AD: Chad Walthall
 SID: Tim Calderwood

LOUISIANA COL.

Pineville, LA 71360-0001 III

Coach: Gene Rushing, Louisiana Col. 1970

2006-07 RESULTS (8-17)

60	McNeese St.	89
31	Sam Houston St.	95
79	Concordia (Tex.)	81
57	Mary Hardin-Baylor	71
74	Hardin-Simmons	90
71	McMurry	85
62	Jarvis Christian	74
62	Schreiner	79
80	Texas Lutheran	68
76	Lamar	91
68	Howard Payne	63

57	Sul Ross St.	63
79	Texas-Tyler	62
64	Texas-Dallas	42
43	Mississippi Col.	63
71	Ozarks (Ark.)	68
71	East Tex. Baptist	63
62	LeTourneau	76
77	East Tex. Baptist	80
76	LeTourneau	67
52	Mississippi Col.	88
80	Ozarks (Ark.)	70
47	Texas-Tyler	68
57	Texas-Dallas	72
86	Mary Hardin-Baylor †	96

Nickname: Wildcats
 Colors: Orange & Blue
 Arena: H.O. West
 Capacity: 4,000; Year Built: 1968
 AD: Tim Whitman
 SID: Alex Goodling

LA.-LAFAYETTE

Lafayette, LA 70506 I

Coach: Robert Lee, Nicholls St. 1991

2006-07 RESULTS (9-21)

76	Ouachita Baptist	68
54	Mississippi	69
51	Oral Roberts	54
89	Cal St. Fullerton	91
67	Tennessee	77
74	Nevada	86
65	Louisiana Tech	60
42	Stephen F. Austin	80
76	New Orleans	80
63	Arkansas St.	73
49	Cal St. Fullerton	85
63	McNeese St.	68
55	Ark.-Little Rock	59
69	La.-Monroe	88
66	Denver	64
74	Florida Int'l	71
72	North Texas	73
72	Western Ky.	82
69	South Ala.	73
69	Troy	62
72	Fla. Atlantic	75
59	Middle Tenn.	71
67	New Orleans	64
76	Arkansas St.	70
56	Charlotte	80
85	La.-Monroe	56
67	Denver	65
68	Florida Int'l	71
70	North Texas	72
78	North Texas	93

Nickname: Ragin' Cajuns
 Colors: Vermillion & White
 Arena: Cajundome
 Capacity: 11,550; Year Built: 1985
 AD: David Walker
 SID: Matt Hebert

LA.-MONROE

Monroe, LA 71209-3000 I

Coach: Orlando Early, Gardner-Webb 1990

2006-07 RESULTS (18-14)

70	Eastern Ill. †	60
40	Iowa St.	68
76	UC Riverside †	64
57	LSU	88
66	SMU	99
88	Loyola (La.)	53
61	Alabama	75
60	Auburn	81
76	William Carey	57
53	Mississippi	87
67	Middle Tenn.	65
101	Wesley (Miss.)	64
76	Ark.-Little Rock	68
87	Nicholls St.	83

88	La.-Lafayette	69
77	Arkansas St.	69
65	Denver	75
68	New Orleans	66
62	Fla. Atlantic	73
77	Florida Int'l	69
57	South Ala.	64
91	Troy	78
96	Western Ky.	103
58	Ark.-Little Rock	57
82	Middle Tenn.	76
66	North Texas	62
56	La.-Lafayette	85
68	Arkansas St.	76
87	Denver	51
75	New Orleans	88
83	Denver	67
71	North Texas †	77

Nickname: Warhawks
 Colors: Maroon & Gold
 Arena: Fant-Ewing Coliseum
 Capacity: 8,000; Year Built: 1971
 AD: Bobby Staub
 SID: John Holinka

LSU

Baton Rouge, LA 70893 I

Coach: John Brady, Belhaven 1976

2006-07 RESULTS (17-15)

96	Nicholls St.	42
88	La.-Monroe	57
53	Wichita St.	57
91	McNeese St.	57
74	Tulane	67
64	Texas A&M	52
75	Texas †	76
60	Oregon St.	53
72	Washington	88
68	Louisiana Tech	52
71	Wright St.	45
92	Mississippi Val.	58
60	Samford	45
66	Connecticut	49
61	Alabama	71
65	Auburn	63
62	Mississippi	55
52	Arkansas	72
53	Vanderbilt	64
54	Georgia	57
70	Alabama	73
78	Mississippi St.	85
67	Tennessee	70
71	Arkansas	67
70	Mississippi	71
50	Mississippi St.	56
63	Kentucky	70
66	Florida	56
68	Auburn	80
61	South Carolina	52
76	Tennessee †	67
60	Mississippi †	80

Nickname: Fighting Tigers
 Colors: Purple & Gold
 Arena: Maravich Assembly Center
 Capacity: 13,215; Year Built: 1972
 AD: Skip Bertman
 SID: Michael Bonnette

LOUISIANA TECH

Ruston, LA 71272 I

Coach: Keith Richard, La.-Monroe 1982

2006-07 RESULTS (10-20)

65	St. Louis †	87
59	Texas A&M	75
68	Lamar †	71
59	McNeese St.	50
36	Southern Ill.	50
60	La.-Lafayette	65
59	Texas Tech	66
74	Southern U.	66
47	Southern U.	62

73	Centenary (La.) †	82
52	LSU	68
50	Arkansas	80
92	San Jose St.	56
70	Hawaii	67
56	Boise St.	82
49	Utah St.	69
73	New Mexico St.	71
73	Idaho	72
67	Nevada	84
64	Fresno St.	70
71	Nevada	79
84	Boise St.	76
50	San Jose St.	53
50	Hawaii	74
68	Idaho	59
72	Southeast Mo. St.	56
63	Fresno St.	64
84	Utah St.	71
64	New Mexico St.	79
70	New Mexico St.	77

Nickname: Bulldogs
 Colors: Red & Blue
 Arena: Thomas Assembly Center
 Capacity: 8,000; Year Built: 1982
 AD: Jim M. Oakes
 SID: Josh Milton

LOUISVILLE

Louisville, KY 40292 I

Coach: Rick Pitino, Massachusetts 1974

2006-07 RESULTS (24-10)

100	Northwestern St.	87
64	Dayton †	68
99	Sacramento St.	69
65	Arizona †	72
74	Ohio	71
74	St. Joseph's	64
76	Bellarmine	64
68	Massachusetts	72
49	Kentucky	61
71	Savannah St.	45
82	Miami (Fla.)	59
61	Northeastern	41
76	San Francisco	63
66	UNC Asheville	51
62	Notre Dame	78
81	South Fla.	55
78	Providence	63
65	Marquette	74
59	DePaul	50
68	Connecticut	54
76	Syracuse	71
69	Cincinnati	53
53	Villanova	57
65	Georgetown	73
83	South Fla.	63
66	Pittsburgh	53
61	Marquette	59
72	St. John's (N.Y.)	48
76	Connecticut	69
86	Seton Hall	71
82	West Virginia †	71
59	Pittsburgh †	65
78	Stanford †	58
69	Texas A&M †	72

Nickname: Cardinals
 Colors: Red, Black & White
 Arena: Freedom Hall
 Capacity: 18,865; Year Built: 1956
 AD: Thomas M. Jurich
 SID: Kenny Klein

LOYOLA (ILL.)

Chicago, IL 60611 I

Coach: Jim Whitesell, Luther 1982

2006-07 RESULTS (21-11)

68	Princeton †	57
75	Ohio St.	87
77	IUPUI †	73
96	John Carroll	74

69	San Diego	55
83	Fairfield	72
64	St. Louis	67
71	Green Bay	52
62	Purdue	78
76	Loyola (La.)	42
76	UNI	67
73	Bradley	82
72	UC Irvine	69
71	Youngstown St.	76
66	Cleveland St.	55
87	Milwaukee	74
55	Wright St.	81
73	Ill.-Chicago	79
70	Detroit	64
69	IPFW	53
66	Butler	70
47	Wright St.	59
80	Youngstown St.	68
61	Cleveland St.	57
71	Detroit	61
69	Green Bay	52
66	Milwaukee	56
66	Eastern Ill.	43
75	Butler	71
51	Ill.-Chicago	52
66	Ill.-Chicago †	62
66	Butler †	67

Nickname: Ramblers
 Colors: Maroon & Gold
 Arena: Joseph J. Gentile Center
 Capacity: 5,200; Year Built: 1996
 AD: John Planek
 SID: Bill Behrns

LOYOLA (MD.)

Baltimore, MD 21210..... I

Coach: Jimmy Patsos, Catholic 1989

2006-07 RESULTS (18-13)

61	Navy †	73
65	North Fla. †	50
69	UMBC	56
74	American	81
75	Delaware	63
83	Mt. St. Mary's	66
55	St. Peter's	66
77	Manhattan	58
57	High Point	63
60	Northwestern	66
61	Michigan St.	74
77	Marist	69
75	Iona	66
94	Siena	87
96	Niagara	95
62	Towson	70
62	St. Peter's	55
78	Rider	73
68	Manhattan	70
71	Iona	61
72	Siena	71
66	Marist	71
62	Fairfield	65
77	Canisius	74
59	Fairfield	67
95	Rider	73
62	Tennessee St.	60
71	Niagara	73
74	Canisius	71
76	Fairfield	72
79	Niagara †	89

Nickname: Greyhounds
 Colors: Green & Grey
 Arena: Reitz Arena
 Capacity: 3,000; Year Built: 1984
 AD: Joseph Boylan
 SID: Thomas Milajacki

LOYOLA MARYMOUNT
 Los Angeles, CA 90045-8235 I

Coach: Rodney Tention, San Francisco 1988

2006-07 RESULTS (13-18)

68	Oral Roberts	65
37	Mississippi St.	61
71	New Mexico St.	69
83	Cal St. Bakersfield	75
69	Alas. Anchorage	58
88	Pacific †	85
70	California †	78
58	UC Santa Barbara	55
50	Southern California	67
77	Sam Houston St.	92
73	UC Irvine	65
63	San Diego St.	74
84	Boise St.	82
65	Long Beach St.	66
52	Akron	92
53	Monmouth	81
62	Gonzaga	97
65	Portland	81
61	San Francisco	68
74	San Diego	79
55	Pepperdine	57
74	Santa Clara	71
54	St. Mary's (Cal.)	69
74	Portland	59
67	Gonzaga	61
71	San Diego	66
69	San Francisco	76
88	Pepperdine	95
67	Santa Clara	66
47	St. Mary's (Cal.)	63
41	Portland	55

Nickname: Lions
 Colors: Crimson & Navy Blue
 Arena: Albert Gersten Pavilion
 Capacity: 4,156; Year Built: 1982
 AD: William S. Husak
 SID: John Shaffer

LUTHER

Decorah, IA 52101-1045 III

Coach: Mark Franzen, Wartburg 1994

2006-07 RESULTS (5-20)

68	Gust. Adolphus	76
60	St. Olaf	57
53	Mt. Mercy	55
63	Buena Vista	68
71	Washington-St. Louis	87
56	Worcester St. †	59
62	Northwestern (Minn.)	74
59	Waldorf	69
86	Bethany Lutheran	72
49	Iowa Wesleyan	59
49	Loras	59
70	Wartburg	56
68	Cornell College	45
50	Simpson	51
62	Dubuque	58
47	Central (Iowa)	59
55	Wartburg	64
54	Loras	56
40	Coe	64
53	Simpson	66
52	Dubuque	67
44	Coe	61
69	Buena Vista	81
57	Central (Iowa)	60
60	Cornell College	68

Nickname: Norse
 Colors: Blue & White
 Arena: Luther Field House
 Capacity: 3,500; Year Built: 1964
 AD: Joe Thompson
 SID: Dave Blanchard

LYCOMING

Williamsport, PA 17701-5192 III

Coach: Don Friday, Lebanon Valley 1990

2006-07 RESULTS (13-12)

69	John Jay	49
66	Randolph-Macon	81
77	Elizabethtown	74
48	Wilkes	65
65	Drew	53
54	Lafayette	72
54	Susquehanna	78
60	Elmira	55
95	Penn St. Tech	55
67	Shenandoah	58
56	New Jersey City †	59
64	Penn St. Tech †	49
72	Scranton	83
51	FDU-Florham	66
66	Carnegie Mellon	65
52	King's (Pa.)	58
72	Delaware Valley	56
63	DeSales	64
82	FDU-Florham	75
78	Wilkes	52
49	Drew	69
61	King's (Pa.)	79
74	DeSales	65
58	Scranton	65
80	Delaware Valley	75

Nickname: Warriors
 Colors: Blue & Gold
 Arena: Lamade Gymnasium
 Capacity: 2,300; Year Built: 1979
 AD: Frank L. Girardi
 SID: James Nekoloff

LYNCHBURG

Lynchburg, VA 24501-3199 III

Coach: John Swickrath, Denison 2001

2006-07 RESULTS (6-19)

101	Westminster (Pa.)	83
86	Roberts Wesleyan †	91
57	Ferrum	66
77	Averett	84
80	Guilford	102
78	Randolph-Macon	70
98	Emory & Henry	141
68	Marietta	84
80	Olivet †	76
95	Southern Va.	91
87	East. Mennonite	76
66	Bridgewater (Va.)	60
57	Va. Wesleyan	79
63	Hampden-Sydney	90
34	Roanoke	91
67	Wash. & Lee	84
107	Emory & Henry	136
83	East. Mennonite	87
62	Bridgewater (Va.)	83
66	Randolph-Macon	70
70	Guilford	95
56	Roanoke	69
56	Wash. & Lee	74
68	Hampden-Sydney	80
73	Va. Wesleyan	90

Nickname: Hornets
 Colors: Grey & Crimson
 Arena: Turner Gym
 Capacity: 2,400; Year Built: 1970
 AD: Jack M. Toms
 SID: Mike Carpenter

LYNN

Boca Raton, FL 33431 II

Coach: Scott McMillin, Buffalo 1998

2006-07 RESULTS (14-14)

52	Christian Bros.	70
84	North Ala.	94

85	P.R.-Cayey	51
94	P.R.-Mayaguez	79
83	Fla. Gulf Coast	77
77	Fla. Southern	70
64	Fla. Gulf Coast	65
79	Palm Beach Atl.	70
68	Washburn	61
115	Wilmington (Del.)	68
72	Shaw	44
71	Florida Tech	57
67	Eckerd	59
69	Palm Beach Atl.	61
52	Rollins	68
61	Nova Southeastern	56
62	Tampa	61
62	Barry	68
62	St. Leo	64
52	Florida Tech	56
62	Eckerd	70
80	Fla. Southern	70
71	Rollins	93
62	Nova Southeastern	66
59	Tampa	60
68	Barry	71
68	St. Leo	73
61	Barry	64

Nickname: Fighting Knights
 Colors: Royal Blue & White
 Arena: De Hoernle Center
 Capacity: 1,000; Year Built: 1993
 AD: Kristen Moraz
 SID: Jeff Messman

MACALESTER

St. Paul, MN 55105..... III

Coach: Curt Kietzer, St. Thomas (Minn.) 1988

2006-07 RESULTS (11-14)

87	Embry-Riddle	85
70	Northwestern (Minn.)	85
87	Wis.-River Falls	73
72	Gust. Adolphus	77
73	St. Mary's (Minn.)	81
72	St. Thomas (Minn.)	77
64	Concordia-St. Paul	73
78	Viterbo	75
92	Concordia-M'head	70
90	Augsburg	76
68	St. John's (Minn.)	74
68	St. Olaf	65
73	Bethel (Minn.)	87
56	Carleton	64
79	Hamline	77
70	Gust. Adolphus	79
49	St. Mary's (Minn.)	60
55	St. Thomas (Minn.)	87
84	Concordia-M'head	74
94	Augsburg	81
76	St. John's (Minn.)	96
58	St. Olaf	61
96	Bethel (Minn.)	105
81	Carleton	77
84	Hamline	72

Nickname: Scots
 Colors: Orange & Blue
 Arena: Macalester Gymnasium
 Capacity: 600; Year Built: 1933
 AD: Travis Feezell
 SID: Andy Johnson

MACMURRAY

Jacksonville, IL 62650-2590 III

Coach: Steve Hettinga, Olivet 1993

2006-07 RESULTS (16-9)

76	Millikin	88
86	Monmouth (Ill.)	92
116	Grinnell	136
71	Lincoln Christian	70
71	Webster	66
67	Huntingdon †	57
72	LaGrange	84

94	Rockford	66
73	Westminster (Mo.)	70
83	Principia	72
86	Greenville	88
86	Fontbonne	95
69	Eureka	62
89	Blackburn	74
68	Maryville (Mo.)	62
75	Webster	87
90	Lincoln Christian	70
95	Principia	67
85	Westminster (Mo.)	95
106	Eureka	89
86	Greenville	78
92	Fontbonne	79
76	Blackburn	75
82	Maryville (Mo.)	79
81	Eureka †	95

Nickname: Highlanders
 Colors: Scarlet & Navy
 Arena: Bill Wall Gymnasium
 Capacity: 1,500; Year Built: 1975
 AD: Kevin Haslam
 SID: Shelley Whitaker

MAINE

Orono, ME 04469-5747 I

Coach: Ted Woodward, Bucknell 1986

2006-07 RESULTS (12-18)

71	Harvard	75
50	Detroit †	57
57	Idaho St. †	66
79	St. Francis (N.Y.)	60
97	St. Joseph (Vt.)	69
43	Robert Morris	55
68	Mt. St. Mary's	65
68	NJIT	58
79	Providence	94
75	Me.-Farmington	34
42	Penn St.	75
69	Nevada	89
60	Hartford	62
68	New Hampshire	73
63	Boston U.	65
73	Albany (N.Y.)	82
69	Binghamton	64
70	UMBC	56
69	Vermont	64
74	Stony Brook	66
65	Hartford	64
55	Boston U.	66
65	New Hampshire	56
55	Albany (N.Y.)	71
40	Binghamton	67
75	Vermont	90
61	Northeastern	71
77	UMBC	80
63	Stony Brook	61
61	UMBC †	70

Nickname: Black Bears
 Colors: Blue & White
 Arena: Alfond Arena
 Capacity: 5,712; Year Built: 1977
 AD: Blake James
 SID: Laura Reed

ME.-FARMINGTON

Farmington, ME 04938 III

Coach: Dick Meader, Me.-Farmington 1968

2006-07 RESULTS (10-16)

70	Mass. Liberal Arts	53
65	Southern Me.	70
41	St. Joseph's (Me.)	64
76	Thomas (Me.)	58
56	Bates	76
88	New England	79
61	St. Joseph's (Me.)	55
34	Maine	75
53	Southern Me.	66
57	Bowdoin	61

64	Plymouth St.	87
57	Elms	78
96	Becker	61
68	Castleton	53
79	Johnson St.	46
36	Maine Maritime	41
80	Thomas (Me.)	48
83	Husson	93
53	Colby	70
75	Lesley	79
61	Maine Maritime	77
62	Mount Ida	41
63	Husson	67
54	Lasell	70
65	Mount Ida	62
56	Lasell	81

Nickname: Beavers
 Colors: Maroon and White
 Arena: Dearborn Gymnasium
 Capacity: 600; Year Built: 1963
 AD: Julie Davis
 SID: Pat McBride

MAINE MARITIME

Castine, ME 04420 III

Coach: Chris Murphy, Maine 1973

2006-07 RESULTS (12-12)

55	Maritime (N.Y.)	52
35	Cal Maritime	54
84	Unity	63
87	Lesley	105
68	Mount Ida	63
56	Becker	53
59	Elms	77
66	Me.-Presque Isle	45
97	Fisher †	94
50	Me.-Presque Isle	53
56	Colby	73
73	Johnson St.	60
57	Castleton	76
60	St. Joseph's (Me.)	84
47	Bowdoin	72
41	Me.-Farmington	36
61	Husson	64
57	Thomas (Me.)	49
56	Lasell	58
73	Mount Ida	62
77	Me.-Farmington	61
78	Thomas (Me.)	51
51	Husson	73
71	Lesley	75

Nickname: Mariners
 Colors: Royal Blue & Gold
 Arena: Margaret Chase Smith Gym
 Capacity: 1,000; Year Built: 1965
 AD: James Dyer
 SID: Katrina Dagan

MANCHESTER

North Manchester, IN 46962 III

Coach: Brad Nadborne, DePauw 1981

2006-07 RESULTS (15-10)

62	Eureka	55
68	Wis.-Eau Claire	59
67	Tri-State	62
72	Earlham	56
48	Defiance	64
69	Mt. St. Joseph	65
70	Kalamazoo	63
74	Transylvania	86
62	Taylor-Ft. Wayne	51
59	Wash. & Jeff	57
53	Muskingum †	56
80	Adrian	79
66	Hanover	74
59	Franklin	62
72	Bluffton	62
47	Rose-Hulman	50
64	Anderson (Ind.)	59
80	Defiance	73
91	Transylvania	75

73	Franklin	69
79	Bluffton	82
73	Hanover	83
69	Anderson (Ind.)	66
56	Rose-Hulman	68
63	Mt. St. Joseph	81

Nickname: Spartans
 Colors: Black & Gold
 Arena: Stauffer Wolfe Arena
 Capacity: 1,700; Year Built: 1983
 AD: Tom Jarman
 SID: Doug Shoemaker

MANHATTAN

Riverdale, NY 10471 I

Coach: Barry Rohrssen, St. Francis (N.Y.) 1983

2006-07 RESULTS (13-17)

55	NJIT	56
63	Wagner	60
79	Hofstra	77
45	Princeton	57
65	Boston U.	74
66	Fordham	70
59	Memphis	77
57	Fairfield	54
58	Loyola (Md.)	77
73	St. Francis (N.Y.)	76
61	Long Beach St.	74
89	Pepperdine	87
58	Fairfield	54
60	Canisius	51
73	Iona	63
71	St. Peter's	66
86	Rider	75
69	Siena	80
70	Loyola (Md.)	68
64	Canisius	67
75	Marist	74
70	Niagara	81
58	St. Peter's	51
68	Rider	75
74	Niagara	76
57	Marist	73
51	Eastern Mich.	65
61	Siena	78
71	Iona	65
72	Siena †	75

Nickname: Jaspers
 Colors: Kelly Green & White
 Arena: Draddy Gymnasium
 Capacity: 2,345; Year Built: 1979
 AD: Robert J. Byrnes
 SID: Michael Antonaccio

MANHATTANVILLE

Purchase, NY 10577 III

Coach: Pat Scanlon, Manhattanville 2003

2006-07 RESULTS (23-6)

72	Kean	73
94	Washington (Md.)	79
77	Hunter	74
78	Vassar	69
72	Yeshiva	64
73	Maritime (N.Y.)	56
94	Western Conn. St.	73
86	Mt. St. Mary (N.Y.)	67
68	Clarke †	61
66	Scranton †	79
84	Rutgers-Newark	79
67	Wm. Paterson	66
68	Merchant Marine	70
85	Stevens Institute	79
73	Old Westbury	75
70	Farmingdale St.	69
97	Mt. St. Vincent	54
93	Centenary (N.J.)	62
81	St. Joseph's (L.I.)	84
92	Mt. St. Mary (N.Y.)	74
80	Maritime (N.Y.)	55

62	Yeshiva	56
88	Merchant Marine	69
71	Farmingdale St.	61
112	Centenary (N.J.)	79
82	Mt. St. Mary (N.Y.)	64
93	Farmingdale St.	76
87	Old Westbury	68
81	Guilford †	101

Nickname: Valiants
 Colors: Red & White
 Arena: Kennedy Gymnasium
 Capacity: 700; Year Built: 1947
 AD: Keith Levinthal
 SID: Michael LaPlaca

MANSFIELD

Mansfield, PA 16933 II

Coach: Rich Miller, Bucknell 1996

2006-07 RESULTS (9-18)

70	Le Moyne	86
66	Messiah	74
79	Keystone	55
77	Clarion	82
68	Indiana (Pa.)	54
117	Bowie St.	122
65	Lock Haven	68
64	Shippensburg	95
81	Wheeling Jesuit	104
90	West Liberty St. †	101
76	California (Pa.)	82
70	Millersville	85
80	Edinboro	66
96	Slippery Rock	92
85	Kutztown	74
81	Cheyney	71
82	Pitt.-Johnstown	86
65	West Chester	74
58	East Stroudsburg	76
85	Bloomsburg	82
75	Millersville	86
73	Kutztown	71
71	Cheyney	79
85	West Chester	71
58	Pitt.-Johnstown	69
79	East Stroudsburg	87
85	Bloomsburg	89

Nickname: Mountaineers
 Colors: Red & Black
 Arena: Decker Gymnasium
 Capacity: 2,500; Year Built: 1970
 AD: Roger N. Maisner
 SID: Steve McCloskey

MARANATHA BAPTIST

Watertown, WI 53094-0000 III

Coach: Rob Cronin, Maranatha Baptist 1985

2006-07 RESULTS (4-23)

55	Edgewood	80
76	Emmaus	53
70	Lincoln Christian	63
65	Grace Bible (Mich.) †	85
75	Moody Bible †	69
37	Dominican (Ill.)	101
44	Aurora	110
43	Concordia (Ill.)	63
56	Rockford	67
27	Wis.-Whitewater	92
76	Concordia (Wis.)	91
42	Benedictine (Ill.)	59
50	Lakeland	86
42	Milwaukee Engr.	74
48	Wis. Lutheran	105
37	Edgewood	62
53	Marian (Wis.)	87
52	Dominican (Ill.)	89
49	Aurora	100
61	Concordia (Ill.)	73
76	Northland Bapt.	88
70	Concordia (Wis.)	83
64	Benedictine (Ill.)	74

56	Lakeland.....	85
60	Wis. Lutheran.....	89
70	Emmaus.....	50
90	Northland Bpt. †.....	98

Nickname: Crusaders
 Colors: Navy Blue & Gold
 Arena: Maranatha Gymnasium
 Capacity: 800; Year Built: 1977
 AD: Rob Thompson
 SID: Robert Thompson

MARIAN (WIS.)

Fond Du Lac, WI 54935-4699..... III

Coach: Mark Boyle, Wis.-Eau Claire 1978

2006-07 RESULTS (13-12)

68	Northland Bpt.....	57
67	Cornell College.....	63
53	Coe.....	67
70	Wis.-Whitewater.....	74
63	Milwaukee Engr.....	64
67	Edgewood.....	77
63	Dominican (Ill.).....	61
68	Concordia (Ill.).....	56
54	Wis.-Eau Claire.....	73
72	Finlandia †.....	52
70	Aurora.....	76
74	Rockford.....	55
75	Concordia (Wis.).....	77
57	Benedictine (Ill.).....	66
81	Wis. Lutheran.....	63
71	Lakeland.....	66
87	Maranatha Baptist.....	53
60	Edgewood.....	57
78	Dominican (Ill.).....	85
53	Aurora.....	81
74	Concordia (Ill.).....	64
86	Rockford.....	61
59	Concordia (Wis.).....	67
68	Benedictine (Ill.).....	60
64	Lakeland.....	80

Nickname: Sabres
 Colors: Blue, White & Scarlet
 Arena: Sadoff Gym
 Capacity: 1,000; Year Built: 1982
 AD: Doug Hammonds
 SID: Michael Schoenborn

MARIETTA

Marietta, OH 45750..... III

Coach: Doug Foote, Morehead St. 1983

2006-07 RESULTS (5-20)

75	Thiel †.....	59
81	Medaille †.....	59
50	Ohio Northern.....	80
55	Otterbein.....	61
64	Wilmington (Ohio).....	75
55	Bethany (W.V.).....	62
57	Baldwin-Wallace.....	65
72	Bridgewater (Va.) †.....	69
51	Carthage †.....	82
84	Lynchburg.....	68
73	Westminster (Pa.).....	98
59	Mount Union.....	64
71	John Carroll.....	87
51	Muskingum.....	63
70	Heidelberg.....	74
41	Capital.....	67
72	Ohio Northern.....	68
69	Otterbein.....	78
64	Wilmington (Ohio).....	67
52	Capital.....	65
70	Heidelberg.....	87
58	Muskingum.....	64
58	John Carroll.....	85
56	Mount Union.....	69
68	Baldwin-Wallace.....	74

Nickname: Pioneers
 Colors: Navy Blue & White
 Arena: Ban Johnson Gymnasium
 Capacity: 1,457; Year Built: 1929
 AD: To be named
 SID: Dan May

MARIST

Poughkeepsie, NY 12601-1387..... I

Coach: Matt Brady, Siena 1987

2006-07 RESULTS (25-9)

66	Ohio.....	83
78	Delaware.....	62
83	Fla. Atlantic.....	67
63	Minnesota †.....	56
64	Arkansas †.....	73
89	Western Mich. †.....	78
84	Old Dominion.....	71
80	Richmond.....	73
80	Canisius.....	69
89	St. Peter's.....	70
53	Wright St.....	63
67	Northern Ill.....	63
71	Central Ark.....	56
69	Loyola (Md.).....	77
71	Rider.....	55
87	Iona.....	65
84	Siena.....	75
91	Niagara.....	86
74	Canisius.....	84
67	St. Peter's.....	58
75	Niagara.....	83
74	Manhattan.....	75
71	Loyola (Md.).....	66
79	Rider.....	78
65	Fairfield.....	64
79	Iona.....	53
73	Manhattan.....	57
63	Colgate.....	47
67	Fairfield.....	60
98	Siena.....	88
87	Canisius †.....	63
78	Siena †.....	86
67	Oklahoma St.....	64
62	North Carolina St.....	69

Nickname: Red Foxes
 Colors: Red & White
 Arena: McCann Recreation Center
 Capacity: 3,750; Year Built: 1977
 AD: Timothy S. Murray
 SID: Chris O'Connor

MARITIME (N.Y.)

Throggs Neck, NY 10465..... III

Coach: Thomas Spina, Maritime (N.Y.) 1994

2006-07 RESULTS (4-21)

52	Maine Maritime.....	55
56	Cal Maritime †.....	75
63	Hartwick.....	84
126	Mass. Liberal Arts.....	124
56	Manhattanville.....	73
61	Stevens Institute.....	89
49	Yeshiva.....	61
42	Army.....	92
73	Ferrum.....	90
58	Hunter.....	75
57	Brooklyn.....	70
52	Marymount (Va.).....	74
62	Farmingdale St.....	77
83	Mt. St. Vincent.....	72
66	Merchant Marine.....	90
69	Mt. St. Mary (N.Y.).....	98
85	Centenary (N.J.).....	72
94	St. Joseph's (L.I.).....	106
57	Old Westbury.....	83
55	Stevens Institute.....	68
55	Manhattanville.....	80
61	Merchant Marine.....	81
68	Farmingdale St.....	100
75	Centenary (N.J.).....	68
69	Yeshiva.....	84

Nickname: Privateers
 Colors: Cardinal, Navy & White
 Arena: Riesenberg Hall
 Capacity: 800; Year Built: 1964
 AD: William E. Martinov, Jr.
 SID: Joseph DeBenedictis

MARQUETTE

Milwaukee, WI 53233..... I

Coach: Tom Crean, Central Mich. 1989

2006-07 RESULTS (24-10)

76	Hillsdale.....	66
59	Idaho St.....	56
87	Detroit.....	45
95	Eastern Mich.....	62
87	Texas Tech †.....	72
73	Duke †.....	62
65	Valparaiso.....	62
83	Northwestern St.....	67
60	North Dakota St.....	64
65	Delaware St.....	48
66	Wisconsin.....	70
68	UMBC.....	46
80	Oakland.....	62
77	Morgan St.....	57
69	Savannah St.....	51
59	Providence.....	74
58	Syracuse.....	70
73	Connecticut.....	69
81	West Virginia.....	63
74	Louisville.....	65
77	Pittsburgh.....	74
89	Seton Hall.....	76
70	South Fla.....	68
69	Providence.....	62
67	Rutgers.....	47
58	Georgetown.....	76
67	DePaul.....	72
59	Louisville.....	61
80	Villanova.....	67
73	Notre Dame.....	85
75	Pittsburgh.....	71
76	St. John's (N.Y.) †.....	67
79	Pittsburgh †.....	89
49	Michigan St. †.....	61

Nickname: Golden Eagles
 Colors: Blue & Gold
 Arena: Bradley Center
 Capacity: 18,850; Year Built: 1988
 AD: Steven Cottingham
 SID: Mike Broecker

MARS HILL

Mars Hill, NC 28754..... II

Coach: Terry Rogers, Gardner-Webb

2006-07 RESULTS (8-20)

55	St. Andrews.....	70
66	N.C. A&T.....	98
73	Brevard.....	65
77	S.C.-Aiken.....	88
66	S.C. Upstate.....	82
74	S.C.-Aiken.....	72
79	North Greenville.....	67
70	S.C. Upstate.....	73
73	St. Andrews.....	46
42	Presbyterian.....	65
80	Newberry.....	75
71	Carson-Newman.....	67
55	Lenoir-Rhyne.....	69
61	Catawba.....	83
70	Wingate.....	75
62	Lincoln Memorial.....	82
67	Tusculum.....	64
75	Brevard.....	81
63	Presbyterian.....	66
53	Newberry.....	64
93	Carson-Newman.....	101
81	Lincoln Memorial.....	67
64	Catawba.....	83
79	Wingate.....	96
73	North Greenville.....	74
48	Tusculum.....	79
50	Lenoir-Rhyne.....	85
88	Carson-Newman.....	99

Nickname: Lions
 Colors: Royal Blue & Gold
 Arena: Stanford Arena
 Capacity: 2,300; Year Built: 1969
 AD: David Riggins
 SID: Rick Baker

MARSHALL

Huntington, WV 25755..... I

Coach: Ron Jirsa, Gettysburg 1981

2006-07 RESULTS (13-19)

82	UNC Greensboro.....	80
69	Robert Morris.....	73
70	California †.....	72
70	Hofstra †.....	73
75	UMKC †.....	79
81	Morehead St.....	80
78	Ohio.....	84
59	Memphis.....	78
79	Wright St.....	72
45	Princeton.....	61
78	Bowling Green.....	79
59	Virginia Tech.....	58
70	Ohio.....	60
65	George Washington.....	74
64	UTEP.....	88
71	UCF.....	78
65	Tulsa.....	53
79	Tulane.....	73
63	West Virginia †.....	77
61	Houston.....	77
56	East Caro.....	52
61	UAB.....	54
60	Tulsa.....	63
58	UCF.....	75
52	SMU.....	49
65	Tulane.....	73
54	East Caro.....	51
57	UAB.....	70
69	Rice.....	64
73	Southern Miss.....	83
53	UAB †.....	52
71	Memphis.....	92

Nickname: Thundering Herd
 Colors: Green & White
 Arena: Henderson Center
 Capacity: 9,043; Year Built: 1981
 AD: Robert K. (Bob) Marcum
 SID: Andy Boggs

MARTIN LUTHER

New Ulm, MN 56073-3965..... III

Coach: James Unke, Martin Luther 1983

2006-07 RESULTS (11-15)

61	Wis.-Whitewater.....	85
79	Clarke †.....	69
59	St. Olaf.....	69
76	Waldorf.....	82
72	Dubuque.....	84
61	Viterbo.....	77
62	Bethany Lutheran.....	78
56	Mayville St.....	93
73	Bethel (Minn.).....	85
68	Central (Iowa).....	80
69	Presentation.....	62
78	Minn.-Morris.....	61
87	North Central (Minn.).....	68
69	Northwestern (Minn.).....	72
70	Crown (Minn.).....	37
70	St. Scholastica.....	68
73	Northland.....	66
73	Crown (Minn.).....	56
76	Northland.....	45
71	St. Scholastica.....	82
58	Minn.-Morris.....	74
86	Presentation.....	66
82	North Central (Minn.).....	48
70	Northwestern (Minn.).....	75
68	Bethany Lutheran.....	74
65	Northwestern (Minn.).....	75

Nickname: Knights
 Colors: Black, Red & White
 Arena: Luther Student Center
 Capacity: 1,500; Year Built: 1967
 AD: James M. Unke
 SID: Dan Lewig & Tom Rosenow

MARY

Bismarck, ND 58504..... II

Coach: Juno Pintar, North Dakota St.
1989

2006-07 RESULTS (9-18)

61	Neb.-Omaha †	64
86	St. Cloud St.	77
59	Augustana (S.D.)	64
70	Neb.-Kearney †	71
65	Northwest Mo. St. †	57
57	North Dakota	68
59	Upper Iowa	67
57	Winona St.	77
56	Southwest Minn. St.	64
71	Wayne St. (Neb.)	84
78	Mayville St.	75
69	North Dakota	67
50	Concordia-St. Paul	82
75	Minn. St. Moorhead	72
76	Bemidji St.	48
68	Minn.-Crookston	63
47	North Dakota St.	88
57	Northern St.	60
82	Upper Iowa	76
63	Winona St.	80
65	Wayne St. (Neb.)	75
41	Southwest Minn. St.	58
69	Minn. St. Moorhead	80
70	Concordia-St. Paul	72
60	Minn.-Crookston	73
70	Bemidji St.	50
59	Northern St.	77

Nickname: Marauders
Colors: Blue, white and orange
Arena: Activity Center
Capacity: 2,000
AD: Al Bortke
SID: Brian Larson

MARY HARDIN-BAYLOR

Belton, TX 76513 III

Coach: Ken DeWeese, Louisiana Col.
1969

2006-07 RESULTS (22-6)

63	Trinity (Tex.)	49
47	Mississippi Col.	75
71	Louisiana Col.	57
84	Texas-Tyler	81
70	Texas-Dallas	78
73	East Tex. Baptist	50
68	LeTourneau	71
63	Va. Wesleyan	62
86	Ripon	72
72	Southwestern (Tex.)	66
90	Ozarks (Ark.)	56
91	McMurry	80
72	Hardin-Simmons	61
71	Howard Payne	67
64	Sul Ross St.	52
75	Texas Lutheran	68
101	Schreiner	90
87	Concordia (Tex.)	80
71	Texas Lutheran	51
91	Schreiner	83
96	Concordia (Tex.)	77
77	Sul Ross St.	55
84	Howard Payne	76
76	McMurry	80
75	Hardin-Simmons	72
96	Louisiana Col. †	86
67	Hardin-Simmons †	71
62	Maryville (Tenn.) †	73

Nickname: Crusaders
Colors: Purple, Gold & White
Arena: Mayborn Campus Center
Capacity: 2,500; Year Built: 2005
AD: Ben Shipp
SID: Jon Wallin

MARY WASHINGTON

Fredericksburg, VA 22401-5358.. III

Coach: Rod Wood, Randolph-Macon
1985

2006-07 RESULTS (16-10)

83	Messiah †	76
61	Dickinson	60
85	N.C. Wesleyan	79
73	Marymount (Va.)	64
76	Hood	60
55	York (Pa.)	52
72	Shenandoah	78
76	McDaniel	64
36	Embry-Riddle	67
68	Allegheny †	61
100	Frostburg St.	66
68	Salisbury	73
97	Gallaudet	53
87	Goucher	59
75	St. Mary's (Md.)	78
64	Catholic	56
73	Marymount (Va.)	77
90	Hood	91
75	York (Pa.)	90
57	Salisbury	56
73	Gallaudet	62
100	Goucher	59
64	St. Mary's (Md.)	76
61	Catholic	74
78	York (Pa.)	76
67	Catholic	69

Nickname: Eagles
Colors: Navy, Gray & White
Arena: Goolrick Gymnasium
Capacity: 600; Year Built: 1967
AD: Edward H. Hegmann
SID: Clint Often

MARYLAND

College Park, MD 20742..... I

Coach: Gary Williams, Maryland 1968

2006-07 RESULTS (25-9)

102	Hampton	75
81	Vermont	63
93	Florida A&M	54
92	St. John's (N.Y.) †	60
62	Michigan St. †	60
71	Winthrop	60
81	High Point	63
72	Illinois	66
74	Notre Dame †	81
79	Fordham	59
62	Boston College	73
101	UMKC	50
66	American	54
91	Mt. St. Mary's	50
94	Siena	75
88	Iona	57
58	Miami (Fla.)	63
92	Clemson	87
91	Virginia	103
64	Virginia Tech	67
80	Georgia Tech	65
79	Florida St.	96
79	Wake Forest	72
65	Virginia	69
72	Duke	60
85	North Carolina St.	70
82	Clemson	66
73	Florida St.	55
89	North Carolina	87
85	Duke	77
79	North Carolina St.	59
62	Miami (Fla.) †	67
82	Davidson †	70
59	Butler †	62

Nickname: Terrapins, Terps
Colors: Red, White, Black & Gold
Arena: Comcast Center
Capacity: 17,950; Year Built: 2002
AD: Deborah A. Yow
SID: Jason Yaman

UMBC

Baltimore, MD 21250-0000..... I

Coach: Randy Monroe, Cheyney 1987

2006-07 RESULTS (12-19)

56	St. Peter's	67
56	Loyola (Md.)	69
56	Hampton	49
86	Lafayette	51
54	Michigan	66
86	Morgan St.	72
57	St. John's (N.Y.)	78
53	Long Beach St.	57
78	La Salle	67
51	George Washington	72
46	Marquette	68
58	William & Mary	70
52	Central Conn. St.	66
73	Binghamton	71
72	Stony Brook	53
61	Albany (N.Y.)	65
63	Vermont	83
56	Maine	70
73	Hartford	68
53	Boston U.	59
45	New Hampshire	44
51	Binghamton	48
58	Albany (N.Y.)	82
39	Stony Brook	56
57	Vermont	66
54	Hartford	62
67	Boston U.	63
80	Maine	77
51	New Hampshire	64
70	Maine †	61
63	Vermont †	72

Nickname: Retrievers
Colors: Black, Gold & Red
Arena: RAC Arena
Capacity: 4,024; Year Built: 1974
AD: Charles R. Brown
SID: Steve Levy

MD.-EAST. SHORE

Princess Anne, MD 21853-1299... I

Coach: Lawrence Lesett Jr., Cal St.
Northridge 1983

2006-07 RESULTS (4-27)

76	Wagner	82
59	Navy	82
63	Virginia	104
64	Stony Brook	58
56	George Washington	79
63	Howard	65
46	Wichita St.	102
58	Kansas St.	79
49	Kennesaw St. †	67
74	Charleston So. †	49
49	West Virginia	95
59	Dartmouth	64
62	Norfolk St.	74
66	N.C. A&T	80
49	South Carolina St.	61
47	Delaware St.	61
88	Shenandoah	64
55	Florida A&M	65
57	Bethune-Cookman	59
59	Morgan St.	93
57	Coppin St.	64
57	N.C. A&T	70
74	South Carolina St.	77
59	Delaware St.	69
60	Florida A&M	93
48	Bethune-Cookman †	49
70	Morgan St.	81
65	Coppin St.	80
58	Hampton	71
63	Howard	60
70	Norfolk St. †	81

Nickname: Fighting Hawks
Colors: Maroon & Gray
Arena: Hytche Athletic Center
Capacity: 5,500; Year Built: 1998

AD: Keith Davidson
SID: G. Stan Bradley

MARYMOUNT (VA.)

Arlington, VA 22207-4299..... III

Coach: Scott McClary, Muhlenberg

2006-07 RESULTS (14-11)

89	Lesley †	100
66	Eastern Nazarene †	55
69	Immaculata	61
64	Mary Washington	73
64	St. Mary's (Md.)	52
55	Catholic	68
76	Goucher	83
72	Averett	88
74	Maritime (N.Y.)	52
80	Mass. Liberal Arts	55
60	FDU-Florham	63
74	Hood	83
87	Lancaster Bible	58
75	York (Pa.)	96
76	Salisbury	65
70	Gallaudet	50
77	Mary Washington	73
89	St. Mary's (Md.)	80
64	Catholic	67
70	Goucher	67
71	Hood	58
82	York (Pa.)	94
126	Salisbury	122
81	Gallaudet	78
76	St. Mary's (Md.)	89

Nickname: Saints
Colors: Royal Blue & White
Arena: Verizon Sports Arena
Capacity: 1,000; Year Built: 1999
AD: William Finney
SID: Judy Finney

MARYVILLE (MO.)

St. Louis, MO 63141-7299..... III

Coach: Matt Rogers, Coe 1997

2006-07 RESULTS (6-19)

64	Hanover †	78
70	Transylvania	85
65	Reinhardt	54
52	Milwaukee Engr.	70
67	Webster	83
50	DePauw	68
91	Lincoln Christian	65
67	Washington-St. Louis	101
62	Mo.-St. Louis	99
63	Eureka	75
58	Greenville	61
59	Blackburn	65
58	Westminster (Mo.)	55
62	MacMurray	68
69	Fontbonne	78
78	Principia	61
69	Lincoln Christian	56
66	Webster	69
70	Greenville	72
66	Eureka	74
54	Blackburn	55
75	Principia	55
75	Westminster (Mo.)	91
79	MacMurray	82
65	Fontbonne	80

Nickname: Saints
Colors: Red & White
Arena: Moloney Arena
Capacity: 3,000; Year Built: 1980
AD: Linda Anderson
SID: Nicole Heasley

MARYVILLE (TENN.)
Maryville, TN 37804-5907 III

Coach: Randy Lambert, Maryville (Tenn.) 1976

2006-07 RESULTS (22-7)

71 Centre	63
92 Oglethorpe †	88
82 Emory	93
55 Otterbein	58
92 Rust	78
65 Carson-Newman	74
92 Emory	52
64 Sewanee	47
70 Transylvania	81
98 Hiram †	62
84 Otterbein	81
62 Greensboro	49
73 LaGrange	60
87 Piedmont	84
69 Huntingdon	64
91 Fisk	82
78 Methodist	65
84 Oglethorpe	80
60 Huntingdon	29
64 King (Tenn.)	71
73 Fisk	66
87 LaGrange	57
101 Piedmont	78
64 Tenn. Wesleyan	65
88 Rust	69
80 Huntingdon †	57
80 LaGrange	58
73 Mary Hardin-Baylor †	62
56 Mississippi Col.	76

Nickname: Scots
Colors: Orange & Garnet
Arena: Boydson Baird Gymnasium
Capacity: 2,000; Year Built: 1971
AD: Randall D. Lambert
SID: Eric S. Etchison

MARYWOOD
Scranton, PA 18509-1598 III

Coach: Eric Grundman, Empire St. 1990

2006-07 RESULTS (5-20)

53 Baptist Bible (Pa.)	60
93 Penn St.-Hazleton	60
57 Susquehanna	95
98 Davis	56
62 Neumann	77
74 Cabrini	66
80 Gwynedd-Mercy	77
63 Wilkes	100
38 Columbia	87
59 Misericordia	88
77 Wesley	80
76 Alvernia	93
72 Eastern	74
83 Lancaster Bible	76
54 Arcadia	65
74 Immaculata	89
69 Neumann	99
54 Gwynedd-Mercy	101
58 Immaculata	69
51 Eastern	71
74 Wesley	79
65 Cabrini	77
47 Misericordia	74
51 Alvernia	81
47 Arcadia	63

Nickname: Pacers
Colors: Forest Green & White
Arena: Insalaco Arena
Capacity: 1,500; Year Built: 2006
AD: Mary Jo Gunning
SID: Andrew Smith

MASSACHUSETTS
Amherst, MA 01003 I

Coach: Travis Ford, Kentucky 1994

2006-07 RESULTS (24-9)

98 Dartmouth	61
65 Oakland †	56
68 Pittsburgh	85
79 Northeastern †	56
63 St. Francis (N.Y.)	49
100 Jacksonville St.	69
72 Savannah St.	49
73 Boston College	84
56 Boston U.	54
79 Central Conn. St. †	66
72 Louisville	68
68 Kentucky	82
78 Yale	69
71 Miami (Fla.)	72
79 La Salle	71
91 George Washington	84
88 Temple	77
77 Xavier	83
101 Duquesne	87
72 Rhode Island	75
66 Charlotte	61
72 Richmond	56
77 Rhode Island	55
89 Temple	98
74 Fordham	59
77 Dayton	69
83 St. Bonaventure	44
53 St. Louis	50
102 La Salle	63
71 St. Joseph's	67
71 St. Louis †	74
89 Alabama	87
77 West Virginia	90

Nickname: Minutemen
Colors: Maroon & White
Arena: Mullins Center
Capacity: 9,493; Year Built: 1993
AD: John F. McCutcheon
SID: Matt Bourque

MASS.-DARTMOUTH
North Dartmouth, MA 02747-2300 III

Coach: Brian Baptiste, American Int'l 1976

2006-07 RESULTS (14-13)

84 Fitchburg St.	50
84 Wesleyan (Conn.)	77
90 Worcester St.	64
66 Bridgewater St.	69
47 Brandeis	62
75 Southern Me.	70
72 Roger Williams	61
81 Keene St.	89
73 Johnson & Wales (RI)	59
63 Olivet Nazarene †	72
62 Northwood (Fla.)	79
64 Plymouth St.	51
61 Eastern Conn. St.	72
64 Western Conn. St.	67
79 Mass.-Boston	66
79 Tufts	82
64 Southern Me.	62
71 Rhode Island Col.	78
97 Keene St.	74
68 Salem St.	70
71 Plymouth St.	69
89 Mass.-Boston	81
70 Eastern Conn. St.	60
77 Rhode Island Col.	87
64 Western Conn. St.	74
73 Eastern Conn. St.	64
68 Rhode Island Col.	76

Nickname: Corsairs
Colors: Blue, White & Gold
Arena: Tripp Athletic Center
Capacity: 2,500; Year Built: 1972
AD: Louise Goodrum
SID: Dave Geringer

MIT
Cambridge, MA 02139 III

Coach: Larry Anderson, Rust 1987

2006-07 RESULTS (14-13)

83 Middlebury †	73
71 Gordon	78
48 Connecticut Col.	66
94 Suffolk	81
80 Lesley	79
74 Endicott	66
81 Tufts	88
52 Western New Eng.	61
47 Amherst	79
79 Emerson	72
80 Fisher	63
56 Springfield	57
47 Babson	56
62 Coast Guard	59
65 Wheaton (Mass.)	53
43 WPI	64
59 Babson	72
68 Clark (Mass.)	67
71 Newbury	62
52 Wheaton (Mass.)	71
51 Coast Guard	47
71 Springfield	68
47 WPI	68
76 Lasell	68
73 Clark (Mass.)	81
64 Clark (Mass.)	53
49 WPI	66

Nickname: Engineers
Colors: Cardinal Red & Silver Gray
Arena: Rockwell Cage
Capacity: 600; Year Built: 1959
AD: John A. Benedick
SID: James Kramer

MASS. LIBERAL ARTS
North Adams, MA 01247-4100 ... III

Coach: Devin Gotham, Nazareth 1996

2006-07 RESULTS (6-19)

53 Me.-Farmington	70
78 Lyndon St. †	82
78 Hartwick	87
124 Maritime (N.Y.)	126
76 Lyndon St.	68
71 Mitchell	74
61 Newbury †	75
64 Anna Maria †	59
89 Johnson St.	87
55 Marymount (Va.)	80
74 Wentworth Inst. †	86
79 Framingham St.	62
93 Mount Ida	84
73 Bridgewater St.	82
67 Worcester St.	77
62 Salem St.	81
68 Fitchburg St.	73
67 Westfield St.	95
89 Framingham St.	110
91 Green Mountain	67
73 Bridgewater St.	78
69 Worcester St.	87
62 Salem St.	95
77 Fitchburg St.	79
91 Westfield St.	101

Nickname: Trailblazers
Colors: Navy & Gold
Arena: Amsler Campus Center Gym
Capacity: 2,500; Year Built: 1975
AD: Scott F. Nichols
SID: Deb Raber

MASS.-BOSTON
Boston, MA 02125 III

Coach: Charlie Titus, St. Michael's 1972

2006-07 RESULTS (10-17)

86 Fitchburg St.	80
85 Framingham St.	87
102 Colby-Sawyer	100
62 Emerson	85
77 Suffolk	63
57 Eastern Conn. St.	60
74 Salem St.	97
80 Western Conn. St.	82
54 Ozarks (Mo.) †	67
75 Mt. St. Mary (N.Y.) †	59
61 Keene St.	67
97 Plymouth St.	90
77 Rhode Island Col.	86
66 Mass.-Dartmouth	79
71 Bridgewater St.	74
115 Eastern Conn. St.	114
60 Southern Me.	73
99 Western Conn. St.	90
90 Keene St.	86
81 Mass.-Dartmouth	89
67 WPI	89
67 Plymouth St.	96
96 Southern Me.	61
76 Tufts	93
72 Rhode Island Col.	90
88 Western Conn. St.	82
67 Keene St. †	79

Nickname: Beacons
Colors: Beacon Blue, Black & White
Arena: Clark Athletic Center
Capacity: 3,500; Year Built: 1981
AD: Charlie Titus
SID: Alan Wickstrom

MASS.-LOWELL
Lowell, MA 01854 II

Coach: Ken Barer, George Washington 1988

2006-07 RESULTS (9-18)

70 New Haven	54
58 Holy Family †	69
75 Post †	70
75 St. Michael's	78
47 Bentley	69
75 Stonehill	74
66 Bryant	69
89 Merrimack	83
69 Southern Conn. St.	72
96 Queens (N.Y.)	75
72 American Int'l	75
71 NYIT	73
55 St. Rose	69
61 St. Anselm	67
56 Merrimack	72
65 Pace	75
69 Assumption	68
65 St. Michael's	69
57 American Int'l	70
62 Assumption	68
55 Bryant	66
68 Southern N.H.	63
51 Franklin Pierce	74
72 Stonehill	68
59 Le Moyne	65
47 Bentley	65
92 Southern Conn. St.	76

Nickname: River Hawks
Colors: Red, White & Royal Blue
Arena: Costello Gymnasium
Capacity: 2,100; Year Built: 1960
AD: Dana K. Skinner
SID: Chris O'Donnell

MCMURRY

Abilene, TX 79697..... III

Coach: Ron Holmes, McMurry 1977

2006-07 RESULTS (20-7)

63	Rowan †	68
75	Immaculata †	61
73	LeTourneau	61
57	Mississippi Col.	73
85	Louisiana Col.	71
63	Hardin-Simmons	64
75	Trinity (Tex.)	62
69	East Tex. Baptist	70
55	Sam Houston St.	86
89	Texas-Tyler	74
81	Texas-Dallas	57
75	Ozarks (Ark.) †	69
80	Mary Hardin-Baylor	91
94	Concordia (Tex.)	87
69	Texas Lutheran	64
90	Schreiner	71
67	Hardin-Simmons	53
90	Sul Ross St.	59
97	Howard Payne	92
69	Sul Ross St.	55
90	Howard Payne	60
77	Texas Lutheran	58
96	Schreiner	83
80	Mary Hardin-Baylor	76
99	Concordia (Tex.)	57
71	Texas-Dallas †	70
56	Mississippi Col.	66

Nickname: Indians
 Colors: Maroon & White
 Arena: Kimbrell Arena
 Capacity: 2,250; Year Built: 1973
 AD: Bill Libby
 SID: Kyle Roberts

MCNEESE ST.

Lake Charles, LA 70609..... I

Coach: Dave Simmons, Louisiana Tech 1981

2006-07 RESULTS (15-17)

65	Florida St.	85
54	SMU †	70
50	Illinois St. †	67
89	Louisiana Col.	60
50	Louisiana Tech	59
77	Texas Col.	53
57	LSU	91
61	Mississippi Val.	44
60	Ark.-Little Rock	46
63	Mississippi St.	89
45	Mississippi Val.	76
68	La.-Lafayette	63
41	Southern Miss.	58
67	Coastal Caro.	81
62	A&M-Corpus Christi	74
59	Sam Houston St.	58
53	Stephen F. Austin	67
90	Northwestern St.	98
61	Central Ark.	56
68	Lamar	60
64	Southeastern La.	69
53	Nicholls St.	61
67	Texas St.	65
46	Texas-Arlington	52
83	Northwestern St.	81
58	Central Ark.	55
63	UTSA	57
71	Lamar	75
63	Southeastern La.	45
77	Nicholls St.	76
77	Texas-Arlington †	76
66	A&M-Corpus Christi †	87

Nickname: Cowboys
 Colors: Blue & Gold
 Arena: Burton Coliseum
 Capacity: 8,000; Year Built: 1986
 AD: Sonny Watkins
 SID: Louis Bonnette

MEDAILLE

Buffalo, NY 14214-2695..... III

Coach: Mike MacDonald, St. Bonaventure 1988

2006-07 RESULTS (11-14)

73	Case Reserve	65
59	Marietta †	81
76	D'Youville	70
57	Pitt.-Bradford	66
85	Mt. Aloysius	89
50	Lake Erie	67
69	Frostburg St.	78
44	Buffalo St.	78
77	D'Youville †	66
44	Eastern Conn. St. †	72
52	Albany Pharmacy †	40
71	Pitt.-Greensburg	74
54	Penn St.-Behrend	65
57	Penn St.-Altoona	55
68	Hilbert	72
60	La Roche	59
74	Mt. Aloysius	57
69	Pitt.-Bradford	66
70	Frostburg St.	85
60	Lake Erie	78
80	Pitt.-Greensburg	77
46	Penn St.-Behrend	66
77	Penn St.-Altoona	76
69	La Roche	62
55	Hilbert	71

Nickname: Mavericks
 Colors: Navy, Yellow & White
 Arena: Kevin I. Sullivan Campus Center
 Capacity: 300; Year Built: 1995
 AD: Pete Lonergan
 SID: Michael P. Carbery

MEDGAR EVERS

Brooklyn, NY 11225-2298..... III

Coach: Merrill Davis,

2006-07 RESULTS (9-16)

69	Framingham St. †	75
83	Me.-Presque Isle †	73
73	Rowan	93
70	Hamilton	97
71	St. Joseph's (L.I.)	82
96	Pratt	33
53	New York U.	92
37	Lehman	27
58	York (N.Y.)	69
56	Rutgers-Newark	70
70	Yeshiva	84
93	St. Joseph (Vt.) †	83
66	Lehman	58
78	Staten Island	80
62	City Tech	76
60	CCNY	58
78	John Jay	54
77	Hunter	79
66	Baruch	68
62	Ramapo	95
80	Brooklyn	77
70	Staten Island	76
80	York (N.Y.)	90
64	City Tech	61
81	Brooklyn	88

Nickname: Cougars
 Colors: Gold & Black
 Arena: Medgar Evers College Gym
 Capacity: 300; Year Built: 1971
 AD: Roy Anderson
 SID: Brent Davis

MEMPHIS

Memphis, TN 38152-3370..... I

Coach: John Calipari, Clarion 1982

2006-07 RESULTS (33-4)

111	Jackson St.	69
77	Oklahoma †	65

85	Georgia Tech †	92
80	Kentucky †	63
86	Arkansas St.	60
77	Manhattan	59
78	Marshall	59
58	Tennessee	76
82	Mississippi	70
88	Austin Peay	63
71	Arizona	79
86	Middle Tenn.	46
87	Lamar	62
88	Cincinnati	55
79	Houston	69
75	Southern Miss.	62
79	UAB	54
61	East Caro.	44
72	Tulsa	59
67	Southern Miss.	64
87	UCF	65
88	SMU	52
70	UAB	56
95	Tulane	51
69	Tulsa	52
78	Gonzaga	77
99	Rice	63
77	Houston	64
78	UTEP	67
64	SMU	61
92	Marshall	71
71	Tulane	49
71	Houston	59
73	North Texas †	58
78	Nevada †	62
65	Texas A&M †	64
76	Ohio St. †	92

Nickname: Tigers
 Colors: Blue & Gray
 Arena: FedExForum
 Capacity: 18,400; Year Built: 2004
 AD: R.C. Johnson
 SID: Lamar Chance

MERCER

Macon, GA 31207..... I

Coach: Mark Slonaker, Georgia 1980

2006-07 RESULTS (13-17)

48	Wisconsin	72
61	Savannah St.	71
89	Emory	71
59	Ga. Southern	61
70	East Tenn. St.	76
84	Kennesaw St.	77
78	Charleston So.	59
79	Fort Valley St.	74
105	VMI	103
62	Oregon St.	93
64	Oregon	84
69	Furman	83
84	Stetson	63
47	Belmont	72
68	Lipscomb	89
94	Campbell	93
85	Gardner-Webb	74
77	Jacksonville	87
77	North Fla.	58
68	Savannah St.	64
78	Stetson	66
50	Lipscomb	62
77	Belmont	84
68	Gardner-Webb	69
81	Campbell	80
97	Jacksonville	101
69	North Fla.	59
51	Kennesaw St.	87
89	East Tenn. St.	112
49	Lipscomb †	85

Nickname: Bears
 Colors: Orange & Black
 Arena: University Center
 Capacity: 3,200; Year Built: 2003
 AD: Bobby A. Pope
 SID: Randy Jones

MERCHANT MARINE

Kings Point, NY 11024-1699..... III

Coach: Chris Carideo, Widener 1996

2006-07 RESULTS (14-12)

76	Albertus Magnus	73
85	Kean	107
86	St. Joseph's (Brkln)	72
96	Old Westbury	91
57	Coast Guard	78
61	Lehman	54
70	Staten Island	67
53	Wash. & Lee	75
82	Hood †	92
72	St. Joseph's (L.I.)	89
70	Manhattanville	68
66	Farmingdale St.	78
90	Maritime (N.Y.)	66
87	Mt. St. Vincent	66
92	Mt. St. Mary (N.Y.)	83
91	CCNY	58
60	Yeshiva	70
74	Stevens Institute	85
66	Centenary (N.J.)	65
71	Old Westbury	67
81	Maritime (N.Y.)	61
69	Manhattanville	88
82	Mt. St. Mary (N.Y.)	52
86	Stevens Institute	92
81	St. Joseph's (L.I.)	91
70	Old Westbury	78

Nickname: Mariners
 Colors: Blue & Gray
 Arena: Liebertz Gymnasium
 Capacity: 1,211; Year Built: 1943
 AD: Susan Petersen-Lubow
 SID: Tyrone C. Broxton

MERCY

Dobbs Ferry, NY 10522..... II

Coach: Steve Kelly, Fordham 1969

2006-07 RESULTS (5-22)

61	Pace	81
55	Stonehill †	72
76	New Haven	69
58	Caldwell	69
75	Bloomfield †	78
51	NYIT	59
59	Fairleigh Dickinson	86
37	Adelphi	74
55	Dominican (N.Y.)	65
87	Bloomfield †	80
65	Dowling	64
77	Concordia (N.Y.)	84
68	Molloy	67
51	St. Thomas Aquinas	65
60	C.W. Post	88
63	Bridgeport	58
60	Queens (N.Y.)	76
60	New Haven	70
44	Dowling	57
54	Concordia (N.Y.)	58
68	NYIT	86
54	Adelphi	73
80	Molloy	85
53	St. Thomas Aquinas	63
52	C.W. Post	67
66	Bridgeport	69
61	Queens (N.Y.)	72

Nickname: Flyers
 Colors: Blue & White
 Arena: Westchester County Center
 Capacity: 3,500; Year Built: 1930
 AD: Kevin T. McGinniss
 SID: Drew Brown

MERCYHURST

Erie, PA 16546..... II

Coach: Gary Manchel, Vermont 1985

2006-07 RESULTS (18-11)

Table with 2 columns: Rank and Team Name. Lists 50 teams and their scores for Mercyhurst.

Nickname: Lakers
Colors: Blue & Green
Arena: Mercyhurst Athletic Center
Capacity: 1,800; Year Built: 1978
AD: Peter J. Russo
SID: Jason Knavel

MERRIMACK

North Andover, MA 01845..... II

Coach: Bert Hammel, Bentley 1973

2006-07 RESULTS (8-20)

Table with 2 columns: Rank and Team Name. Lists 28 teams and their scores for Merrimack.

Nickname: Warriors
Colors: Navy Blue & Gold
Arena: Volpe Complex
Capacity: 1,200; Year Built: 1972
AD: Sean T. Frazier
SID: Lisa Cascio

MESA ST.

Grand Junction, CO 81501..... II

Coach: Jim Heaps, Mesa St. 1982

2006-07 RESULTS (17-10)

Table with 2 columns: Rank and Team Name. Lists 27 teams and their scores for Mesa St.

Nickname: Mavericks
Colors: Maroon, Gold & White
Arena: Brownson Arena
Capacity: 2,500; Year Built: 1969
AD: Jamie Hamilton
SID: Tish Elliott

MESSIAH

Grantham, PA 17027..... III

Coach: Rick Van Pelt, Messiah 1991

2006-07 RESULTS (19-7)

Table with 2 columns: Rank and Team Name. Lists 26 teams and their scores for Messiah.

Nickname: Falcons
Colors: Navy & White
Arena: Brubaker Auditorium
Capacity: 1,800; Year Built: 1972
AD: Jerry Chaplin
SID: Scott Frey

METHODIST

Fayetteville, NC 28311-1420..... III

Coach: David Smith, Methodist 1981

2006-07 RESULTS (11-14)

Table with 2 columns: Rank and Team Name. Lists 25 teams and their scores for Methodist.

Nickname: Monarchs
Colors: Green & Gold
Arena: March F. Riddle Center
Capacity: 1,200; Year Built: 1990
AD: Bob McEvoy
SID: Kirbie Britt

METRO ST.

Denver, CO 80217-3362..... II

Coach: Brannon Hays, Cal Lutheran 1993

2006-07 RESULTS (28-4)

Table with 2 columns: Rank and Team Name. Lists 24 teams and their scores for Metro St.

Nickname: Roadrunners
Colors: Navy Blue & Burgundy
Arena: Auraria Events Center
Capacity: 2,300; Year Built: 1965
AD: Joan M. McDermott
SID: Michelle Zents

MIAMI (FLA.)

Coral Gables, FL 33146..... I

Coach: Frank Haith, Elon 1988

2006-07 RESULTS (12-20)

Table with 2 columns: Rank and Team Name. Lists 28 teams and their scores for Miami (FLA.).

Nickname: Hurricanes
Colors: Orange, Green & White
Arena: BankUnited Center
Capacity: 7,000; Year Built: 2003
AD: Paul T. Dee
SID: Sam Henderson

MIAMI (OHIO)

Oxford, OH 45056..... I

Coach: Charlie Coles, Miami (Ohio) 1965

2006-07 RESULTS (18-15)

Table with 2 columns: Rank and Team Name. Lists 23 teams and their scores for Miami (Ohio).

Nickname: RedHawks
 Colors: Red & White
 Arena: Millett Hall
 Capacity: 6,400; Year Built: 1968
 AD: Brad Bates
 SID: Angie Renninger

MICHIGAN

Ann Arbor, MI 48109-2201..... I

Coach: Tommy Amaker, Duke 1987

2006-07 RESULTS (22-13)

60	Central Conn. St.	40
78	Davidson	68
80	Eastern Mich.	51
66	Milwaukee	59
82	Harvard	50
65	Youngstown St.	56
66	UMBC	54
67	North Carolina St.	74
83	Wofford	49
62	Miami (Ohio)	56
70	Delaware St.	43
67	Northern Ill.	52
55	UCLA	92
62	Army	50
51	Georgetown	67
71	Illinois	61
58	Northwestern	46
53	Purdue	67
77	Penn St.	57
71	Purdue	55
58	Wisconsin	71
61	Indiana	76
62	Iowa	69
63	Ohio St.	76
82	Minnesota	59
44	Michigan St.	80
58	Indiana	55
42	Illinois	54
62	Minnesota	51
67	Michigan St.	56
61	Ohio St.	65
49	Minnesota †	40
62	Ohio St. †	72
68	Utah St.	58
66	Florida St.	87

Nickname: Wolverines
 Colors: Maize & Blue
 Arena: Crisler Arena
 Capacity: 13,751; Year Built: 1967
 AD: William C. Martin
 SID: Tom Wywrot

MICHIGAN ST.

East Lansing, MI 48824-1025..... I

Coach: Tom Izzo, Northern Mich. 1977

2006-07 RESULTS (23-12)

45	Brown	34
86	Youngstown St.	61
73	Citadel	41
63	Texas †	61
60	Maryland †	62
66	Vermont	46
71	Oakland	53
58	Boston College	65
82	Bradley	53
80	IPFW	43
76	BYU †	61
69	Chicago St.	61
67	Belmont	58
76	Green Bay	64
74	Loyola (Md.)	61
60	Iowa	62
51	Indiana	73
66	Northwestern	45
63	Illinois	57
91	Penn St.	64
70	Minnesota	46
64	Ohio St.	66
50	Illinois	57
54	Ohio St.	63
38	Purdue	62

59	Michigan	44
81	Iowa	49
64	Wisconsin	55
66	Indiana	58
56	Michigan	67
50	Wisconsin	52
62	Northwestern †	57
57	Wisconsin †	70
61	Marquette †	49
67	North Carolina †	81

Nickname: Spartans
 Colors: Green & White
 Arena: Breslin Events Center
 Capacity: 14,759; Year Built: 1989
 AD: Ronald H. Mason
 SID: Matt Larson

MICHIGAN TECH

Houghton, MI 49931-1295..... II

Coach: Kevin Luke, Northern Mich. 1982

2006-07 RESULTS (13-15)

80	Wis.-Parkside	69
61	Lewis	59
48	Minn. St. Mankato †	67
76	Minn. Duluth	80
78	Northern Mich.	69
57	Ashland	78
70	Northwood (Mich.)	52
64	Saginaw Valley	56
63	Findlay	71
62	St. Joseph's (Ind.)	48
62	Minn. Duluth	55
46	Bowling Green †	58
50	Green Bay	62
76	Jacksonville St. †	58
43	Grand Valley St.	48
63	Lake Superior St.	71
61	Ferris St.	49
74	Wayne St. (Mich.)	80
61	Hillsdale	77
50	Saginaw Valley	44
66	Northwood (Mich.)	57
58	Gannon	44
59	Mercyhurst	66
59	Ferris St.	61
63	Lake Superior St.	53
64	Grand Valley St.	69
34	Northern Mich.	56
54	Northern Mich.	77

Nickname: Huskies
 Colors: Silver, Gold & Black
 Arena: SDC Gymnasium
 Capacity: 3,200; Year Built: 1981
 AD: Suzanne R. Sanregret
 SID: Wes Frahm

MIDDLE TENN.

Murfreesboro, TN 37132..... I

Coach: Kermit Davis Jr., Mississippi St. 1982

2006-07 RESULTS (15-17)

52	Tennessee	83
60	Cumberland (Ky.)	47
62	Alabama †	71
69	Toledo †	75
56	Col. of Charleston †	64
64	Belmont	57
65	Indiana St.	58
67	Tennessee St.	56
65	La.-Monroe	67
63	Austin Peay	64
46	Memphis	86
64	Western Ky.	73
60	Florida Int'l	46
59	South Ala.	51
57	Troy	71
72	Fla. Atlantic	68
76	New Orleans	67
51	Arkansas St.	54
61	Ark.-Little Rock	60

53	North Texas	66
71	La.-Lafayette	59
57	South Dakota St.	56
75	Denver	49
38	South Ala.	61
76	La.-Monroe	82
53	Western Ky.	65
67	Florida Int'l	69
70	Troy	73
79	Fla. Atlantic	59
72	Troy	64
63	South Ala. †	60
52	North Texas †	59

Nickname: Blue Raiders
 Colors: Royal Blue & White
 Arena: Murphy Athletic Center
 Capacity: 11,520; Year Built: 1972
 AD: Chris Massaro
 SID: Tony Stinnett

MIDDLEBURY

Middlebury, VT 05753..... III

Coach: Jeff Brown, Vermont 1982

2006-07 RESULTS (15-10)

73	MIT †	83
120	Mount Ida †	61
64	St. Lawrence	80
99	Castleton	90
64	Rensselaer	69
76	Union (N.Y.)	70
100	Southern Vt.	76
86	Hamilton	84
79	New England	53
81	Skidmore	65
96	Colby-Sawyer	85
102	Green Mountain	47
100	Colby	93
81	Bowdoin	58
73	Amherst	79
67	Trinity (Conn.)	82
92	Johnson St.	59
79	Williams	86
57	Norwich	61
102	Tufts	91
48	Bates	81
69	Plattsburgh St.	86
64	Wesleyan (Conn.)	58
69	Connecticut Col.	59
79	Colby	91

Nickname: Panthers
 Colors: Blue & White
 Arena: Pepin Gymnasium
 Capacity: 1,200; Year Built: 1949
 AD: Erin Quinn
 SID: Brad Nadeau

MIDWESTERN ST.

Wichita Falls, TX 76308-2099..... II

Coach: Jeff Ray, Midwestern St. 1984

2006-07 RESULTS (24-7)

82	Okl. Panhandle	63
113	Dallas Christian	42
75	Incarnate Word	73
70	Southeastern Okla.	92
99	Southwestern Okla.	114
77	Cameron	79
64	East Central	61
74	Pittsburg St. †	71
72	Northwest Mo. St. †	70
92	Southern Nazarene	90
94	Cameron	84
101	Tex. A&M-Commerce	84
89	Okl. Panhandle	73
64	Northeastern St.	55
76	Tex. A&M-Kingsville	73
81	Eastern N.M.	86
90	West Tex. A&M	81
72	Tarleton St.	59
93	Abilene Christian	75
107	Angelo St.	96
93	Abilene Christian	67

88	Angelo St.	89
76	Tarleton St.	70
79	Tex. A&M-Kingsville	82
77	Eastern N.M.	62
61	West Tex. A&M	55
90	Southwestern Okla.	67
78	Central Okla.	74
89	Southeastern Okla.	80
86	West Tex. A&M †	81
77	Southeastern Okla. †	88

Nickname: Mustangs
 Colors: Maroon and Gold
 Arena: D.L. Ligon Coliseum/Gerald Stockton Court
 Capacity: 5,200; Year Built: 1969
 AD: Ed Harris
 SID: Bill Powers

MILES

Fairfield, AL 35064..... II

Coach: Christopher Giles, UAB

2006-07 RESULTS (14-15)

63	Montevallo	60
72	Southern Ark. †	64
61	Delta St.	60
58	Auburn	79
51	Montevallo	84
58	Fort Valley St.	56
78	Stillman	61
67	Morehouse	81
57	Albany St. (Ga.)	64
64	Benedict	76
84	Paine	74
78	Tuskegee	64
70	Morehouse	63
61	Clark Atlanta	51
71	LeMoyne-Owen	69
71	Tuskegee	72
65	Stillman	62
62	Benedict	73
48	Paine	79
82	Fort Valley St.	97
68	Albany St. (Ga.)	75
90	Lane	95
85	Kentucky St.	98
72	Lane	69
80	Kentucky St.	84
106	LeMoyne-Owen	94
62	Clark Atlanta	64
75	Morehouse	73
59	Fort Valley St.	72

Nickname: Golden Bears
 Colors: Purple & Gold
 Arena: Knox-Windham Gym/Fair Park Arena
 Capacity: 5,000; Year Built: 1949
 AD: Augustus James
 SID: Willie Patterson

MILLERSVILLE

Millersville, PA 17551-0302..... II

Coach: Fred Thompson, La.-Monroe 1990

2006-07 RESULTS (28-5)

67	Shippensburg	69
113	Wilmington (Del.)	74
89	Seton Hill	79
76	Chowan	65
116	Penn St.-Harrisburg	48
82	Edinboro	78
81	Slippery Rock	65
96	Elizabethtown	59
101	Morris	80
74	California (Pa.)	67
94	Chowan	57
88	Lock Haven	63
65	Shippensburg	59
85	Mansfield	70
77	Clarion	68
75	Indiana (Pa.)	57
73	Bloomsburg	47

64	Kutztown	67
83	East Stroudsburg	65
92	Cheyney	85
64	West Chester	72
86	Mansfield	75
84	Bloomsburg	76
79	Kutztown	82
80	East Stroudsburg	79
83	Cheyney	81
90	West Chester	81
63	East Stroudsburg	59
65	Edinboro †	55
79	Cheyney †	68
89	Mount Olive †	85
82	California (Pa.) †	72
65	Barton	76

Nickname: Marauders
 Colors: Black & Gold
 Arena: Pucillo Gymnasium
 Capacity: 2,850; Year Built: 1970
 AD: Daniel N. Audette
 SID: Greg Wright

MILLIKIN

Decatur, IL 62522-2084 III

Coach: Tim Littrell, Millikin 1977

2006-07 RESULTS (9-16)

88	MacMurray	76
88	Ind.-Northwest	73
62	Eureka	68
83	Webster	68
91	Robert Morris-S'fiel	94
76	Franklin	68
72	Illinois Col.	81
81	Blackburn	74
75	Aurora	90
75	West Coast Baptist	57
74	La Verne	61
65	North Park	73
84	Ill. Wesleyan	82
72	North Central (Ill.)	79
65	Augustana (Ill.)	80
60	Carthage	64
57	Wheaton (Ill.)	71
72	North Park	76
89	Elmhurst	85
76	North Central (Ill.)	82
60	Ill. Wesleyan	76
59	Augustana (Ill.)	61
72	Wheaton (Ill.)	83
65	Carthage	70
63	Elmhurst	79

Nickname: Big Blue
 Colors: Royal Blue & White
 Arena: Griswold Gymnasium
 Capacity: 3,052; Year Built: 1970
 AD: Lori Kerans
 SID: Julie Farr

MILLSAPS

Jackson, MS 39210 III

Coach: Tim Wise, Millsaps 1989

2006-07 RESULTS (18-9)

93	Pensacola Christian	62
79	Rust	69
60	Belhaven	69
70	Wesley (Miss.) †	57
64	Dallas †	73
70	Southwestern (Tex.)	68
53	Trinity (Tex.)	57
63	Pensacola Christian	72
67	Southeastern La.	90
81	LaGrange	75
68	Huntingdon †	60
84	Rhodes	67
70	Rust	92
78	Oglethorpe	76
77	Sewanee	69
72	Austin	63
78	Hendrix	73
79	Centre	67

74	DePauw	76
71	Southwestern (Tex.)	65
53	Trinity (Tex.)	54
78	Oglethorpe	74
93	Sewanee	80
86	Wesley (Miss.)	71
88	Rhodes	82
77	Hendrix †	64
59	Centre †	75

Nickname: Majors
 Colors: Purple & White
 Arena: The Hangar Dome
 Capacity: 3,500; Year Built: 1974
 AD: Tim Wise
 SID: Kevin Maloney

MILWAUKEE ENGR.

Milwaukee, WI 53202-3109 III

Coach: Brian Miller, Milwaukee 1987

2006-07 RESULTS (16-11)

62	Beloit	55
70	Dominican (Ill.)	57
82	Webster	79
70	Maryville (Mo.)	52
70	Rockford	66
64	Marian (Wis.)	63
61	Lake Forest	68
69	Illinois Tech	61
71	WPI	74
67	Concordia (Ill.)	59
69	Bethany (Kan.) †	75
57	Cal Lutheran	64
53	Chicago	70
71	Northland	63
73	Finlandia	51
106	Grinnell	125
68	Clarke	73
74	Maranatha Baptist	42
62	Wis.-Whitewater	95
71	Finlandia	63
81	Concordia (Wis.)	77
69	Northland Bapt.	55
61	Dominican (Ill.)	68
75	Lakeland	90
62	Clarke	70
75	Finlandia	68
56	Clarke	53

Nickname: Raiders
 Colors: Red & White
 Arena: Kern Center Arena
 Capacity: 600; Year Built: 2004
 AD: Daniel I. Harris
 SID: Brian Gibboney

MINNESOTA

Minneapolis, MN 55455 I

Coach: Jim Molinari, Ill. Wesleyan 1977

2006-07 RESULTS (9-22)

63	North Dakota St.	49
70	Long Island	54
63	Iowa St.	68
56	Marist †	63
53	Southern Ill. †	69
65	Montana †	72
68	Clemson	90
66	Arizona St.	63
81	UAB	88
77	South Dakota St.	53
66	Ark.-Little Rock	67
74	UCF	63
58	UNLV	62
63	Southeastern La.	61
65	Purdue	59
45	Wisconsin	68
49	Iowa	60
52	Illinois	64
40	Northwestern	55
46	Michigan St.	70
65	Penn St.	60
62	Northwestern	55
49	Illinois	59

78	Iowa	91
80	Michigan	82
62	Wisconsin	75
67	Ohio St.	85
59	Indiana	71
51	Michigan	62
47	Purdue	66
40	Michigan †	49

Nickname: Golden Gophers
 Colors: Maroon & Gold
 Arena: Williams Arena
 Capacity: 14,625; Year Built: 1928
 AD: Joel Maturi
 SID: Kyle Coughlin

MINN. DULUTH

Duluth, MN 55812-2496 II

Coach: Gary Holquist, Milton 1979

2006-07 RESULTS (16-13)

90	Bemidji St.	59
67	Dominican (N.Y.) †	53
74	Felician †	62
78	St. Scholastica	68
77	Northern Mich.	80
80	Michigan Tech	76
78	Colorado St.-Pueblo	80
61	Regis (Colo.) †	67
88	Northland	46
77	Minn. St. Moorhead	70
74	Winona St.	84
95	Minn.-Crookston	71
55	Michigan Tech	62
72	Concordia-St. Paul	55
56	Southwest Minn. St.	69
81	Minn. St. Mankato	86
79	St. Cloud St.	86
65	Augustana (S.D.)	86
68	Neb.-Omaha	79
69	St. Cloud St.	88
62	South Dakota	68
75	Minn. St. Mankato	63
63	Augustana (S.D.)	59
73	North Dakota	68
83	South Dakota	75
69	Neb.-Omaha	64
91	North Dakota	67
85	North Dakota	63
56	South Dakota	60

Nickname: Bulldogs
 Colors: Maroon & Gold
 Arena: Romano Gymnasium
 Capacity: 2,759; Year Built: 1953
 AD: Brian Nielson
 SID: Kelly Grgas-Wheeler

MINN. ST. MANKATO

Mankato, MN 56001 II

Coach: Matt Margenthaler, Western Ill. 1991

2006-07 RESULTS (28-5)

96	Felician	63
81	Dominican (N.Y.)	44
65	Concordia-St. Paul	71
67	Michigan Tech †	48
88	Northern Mich. †	86
65	Upper Iowa	47
74	UC-Colo. Springs †	71
74	Western St.	57
93	Bethany Lutheran	77
76	Hamline	47
79	St. Mary's (Minn.)	57
87	Minn.-Crookston	63
55	Southwest Minn. St.	50
82	Concordia-M'head	54
72	Carleton	69
86	Minn. Duluth	81
92	North Dakota	91
83	St. Cloud St.	73
81	Augustana (S.D.)	76
71	North Dakota	65
91	South Dakota	87

63	Minn. Duluth	75
96	St. Cloud St.	68
75	South Dakota	85
62	Neb.-Omaha	59
68	Augustana (S.D.)	64
80	Neb.-Omaha	58
80	Augustana (S.D.)	63
78	St. Cloud St.	73
86	South Dakota	97
85	Fort Lewis †	71
70	Metro St. †	68
76	Winona St.	89

Nickname: Mavericks
 Colors: Purple & Gold
 Arena: Bresnan Arena In Taylor Center
 Capacity: 4,521; Year Built: 2000
 AD: Kevin Buisman
 SID: Paul Allan

MINN. ST. MOORHEAD

Moorhead, MN 56563-2996 II

Coach: Stu Engen, Augsburg 1986

2006-07 RESULTS (13-15)

99	Chadron St.	75
70	North Dakota	63
85	Concordia-M'head	84
66	St. Cloud St.	68
72	Valley City St.	71
74	Concordia-St. Paul	83
81	Minn.-Crookston	68
72	Bemidji St.	61
70	Minn. Duluth	77
63	South Dakota	75
68	Mayville St.	81
60	Northern St.	81
72	Mary	75
89	Trinity Bible (N.D.)	65
74	Upper Iowa	52
66	Winona St.	69
88	Wayne St. (Neb.)	91
58	Southwest Minn. St.	56
79	Concordia-St. Paul	81
70	Bemidji St.	56
79	Minn.-Crookston	59
80	Mary	69
69	Northern St.	75
56	Winona St.	89
72	Upper Iowa	59
64	Southwest Minn. St.	75
62	Wayne St. (Neb.)	65
62	Northern St.	68

Nickname: Dragons
 Colors: Scarlet & White
 Arena: Alex Nemzek Hall
 Capacity: 3,400; Year Built: 1960
 AD: Sylvia M. Barnier
 SID: Larry Scott

MINN.-CROOKSTON

Crookston, MN 56716-5001 II

Coach: Jeff Oseth, Minn. St. Moorhead 1994

2006-07 RESULTS (3-24)

62	North Dakota	75
58	Valley City St.	60
73	Mayville St.	87
70	Augustana (S.D.)	73
77	Minn.-Morris	83
50	Southwest Minn. St.	66
89	Wayne St. (Neb.)	96
68	Minn. St. Moorhead	81
82	Concordia-St. Paul	108
63	Minn. St. Mankato	87
71	Minn. Duluth	95
57	St. Cloud St.	83
85	Dakota St.	81
62	Bemidji St.	64
60	Northern St.	84
63	Mary	68
61	Upper Iowa	75
79	Winona St.	93

80	Wayne St. (Neb.)	82
60	Southwest Minn. St.	81
54	Concordia-St. Paul	60
59	Minn. St. Moorhead	79
63	Bemidji St.	67
73	Mary	60
72	Northern St.	90
66	Winona St.	104
73	Upper Iowa	62

Nickname: Golden Eagle
 Colors: Maroon & Gold
 Arena: Lysaker Gym
 Capacity: 3,500; Year Built: 1970
 AD: Stephanie Helgeson
 SID: Mitch Bakken

MINN.-MORRIS

Morris, MN 56267..... II

Coach: Paul Grove, Gust. Adolphus
 1989

2006-07 RESULTS (9-16)

79	Jamestown	89
77	St. John's (Minn.)	100
84	Bethel (Minn.)	111
83	Minn.-Crookston	77
80	Mayville St.	119
65	Valley City St.	73
65	Jamestown	87
69	Presentation	83
58	Gust. Adolphus	91
56	St. John's (Minn.)	74
94	North Central (Minn.)	76
69	Bethany Lutheran	80
61	Martin Luther	78
99	Northland	53
69	St. Scholastica	74
72	Crown (Minn.)	58
62	Northwestern (Minn.)	72
54	Northwestern (Minn.)	78
79	Crown (Minn.)	64
90	North Central (Minn.)	67
74	Martin Luther	58
60	Bethany Lutheran	78
81	St. Scholastica	91
65	Northland	57
73	Presentation	59

Nickname: Cougars
 Colors: Maroon & Gold
 Arena: Physical Education Center
 Capacity: 4,000; Year Built: 1971
 AD: Mark Fohl
 SID: Brian Curtis

MISERICORDIA

Dallas, PA 18612 III

Coach: Trevor Woodruff, Misericordia

2006-07 RESULTS (10-15)

69	Penn St.-Hazleton †	59
52	Baptist Bible (Pa.) †	55
48	Scranton	57
85	DeSales	80
88	Cabrini	81
66	Gwynedd-Mercy	70
51	Eastern	55
68	Susquehanna	70
73	King's (Pa.)	81
73	Wilkes †	75
61	Arcadia	64
88	Marywood	59
79	Neumann	75
65	Immaculata	69
83	Wesley	64
49	Alvernia	65
43	Eastern	60
82	Cabrini	61
56	Arcadia	76
78	Gwynedd-Mercy	70
62	Immaculata	76
74	Marywood	47
68	Neumann	62
49	Alvernia	66

65	Wesley	75
----	--------	----

Nickname: Cougars
 Colors: Royal Blue & Gold
 Arena: Anderson Sports-Health Center
 Capacity: 1,500; Year Built: 1992
 AD: David L. Martin
 SID: Scott Crispell

MISSISSIPPI

University, MS 38677-1848..... I

Coach: Andy Kennedy, UAB 1991

2006-07 RESULTS (21-13)

72	Mississippi Val.	49
69	La.-Lafayette	54
70	Fairfield †	67
75	Central Ark. †	61
59	Connecticut	77
86	Tennessee Tech	77
100	Nicholls St.	80
85	New Orleans	77
70	Memphis	82
87	La.-Monroe	53
82	South Ala.	72
77	Ill.-Chicago	64
81	Alabama A&M	57
56	St. Louis	59
58	Kentucky	68
67	Mississippi St.	77
74	Arkansas	72
55	LSU	62
70	Florida	79
83	Tennessee	69
80	Vanderbilt	85
85	Mississippi St.	73
82	Auburn	59
75	Alabama	69
71	LSU	70
66	Arkansas	83
67	Georgia	49
63	South Carolina	76
58	Alabama	69
83	Auburn	79
80	LSU †	60
59	Florida †	80
73	Appalachian St.	59
68	Clemson	89

Nickname: Rebels
 Colors: Cardinal Red & Navy Blue
 Arena: C.M. "Tad" Smith Coliseum
 Capacity: 8,700; Year Built: 1966
 AD: Pete Boone
 SID: Kyle Campbell

MISSISSIPPI COL.

Clinton, MS 39058 III

Coach: Mike Jones, Mississippi Col.
 1975

2006-07 RESULTS (27-3)

82	Wesley (Miss.)	84
75	Mary Hardin-Baylor	47
91	Concordia (Tex.)	70
73	McMurry	57
70	Hardin-Simmons	67
83	Fisk	62
83	Schreiner	69
77	Texas Lutheran	53
75	Johns Hopkins †	51
81	Westmont	77
69	Sul Ross St.	39
76	Howard Payne	64
66	Texas-Dallas	54
66	Texas-Tyler	45
63	Louisiana Col.	43
65	Ozarks (Ark.)	47
72	LeTourneau	51
66	East Tex. Baptist	46
62	LeTourneau	64
61	East Tex. Baptist	32
88	Louisiana Col.	52
89	Ozarks (Ark.)	63
70	Texas-Dallas	67

61	Texas-Tyler	37
86	Concordia (Tex.)	62
66	McMurry	56
77	Hardin-Simmons	64
68	Occidental	51
76	Maryville (Tenn.)	56
55	Va. Wesleyan	81

Nickname: Choctaws
 Colors: Blue & Gold
 Arena: A.E. Wood Coliseum
 Capacity: 3,500; Year Built: 1979
 AD: Mike Jones
 SID: Chris Brooks

MISSISSIPPI ST.

Mississippi State, MS 39762-5509.. I

Coach: Rick Stansbury, Campbellsville
 1982

2006-07 RESULTS (21-14)

90	Nicholls St.	55
61	Loyola Marymount	37
63	Winthrop	74
66	Clemson	69
78	Charlotte	69
96	A&M-Corpus Christi	72
84	South Ala.	46
70	Miami (Fla.)	52
89	McNeese St.	63
74	Alabama St.	59
89	New Orleans †	63
59	George Mason	63
75	Missouri	83
84	Tennessee	92
77	Mississippi	67
60	Kentucky	64
87	Auburn	76
67	Florida	70
63	South Carolina	66
73	Mississippi	85
85	LSU	78
79	Alabama	80
91	Auburn	83
84	Arkansas	60
56	LSU	50
83	Vanderbilt	70
73	Georgia	86
58	Arkansas	67
91	Alabama	67
84	Kentucky †	82
72	Arkansas †	81
82	Mississippi Val.	63
101	Bradley	72
86	Florida St.	71
62	West Virginia †	63

Nickname: Bulldogs
 Colors: Maroon & White
 Arena: Humphrey Coliseum
 Capacity: 10,500; Year Built: 1975
 AD: Larry Templeton
 SID: David Rosinski

MISSISSIPPI VAL.

Itta Bena, MS 38941-1400 I

Coach: James Green, Mississippi 1983

2006-07 RESULTS (18-16)

49	Mississippi	72
42	Creighton	78
56	Kentucky	79
66	Central Ark.	64
77	Northern Ariz.	104
39	Southern California	63
44	McNeese St.	61
76	McNeese St.	45
66	Central Ark.	51
59	Samford †	64
58	LSU	92
54	Wright St. †	55
63	Ark.-Pine Bluff	55
55	Alabama A&M	41
59	Alabama St.	57
60	Alcorn St.	61

64	Southern U.	72
64	Prairie View	61
64	Texas Southern	54
60	Jackson St.	66
84	Grambling	78
65	Alabama A&M	54
52	Alabama St.	44
76	Alcorn St.	63
62	Southern U.	63
45	Prairie View	47
63	Texas Southern	47
77	Jackson St.	70
64	Grambling	55
63	Ark.-Pine Bluff	50
62	Alabama St. †	52
54	Texas Southern †	50
71	Jackson St. †	81
63	Mississippi St.	82

Nickname: Delta Devils
 Colors: Forest Green & White
 Arena: Harrison HPER Complex
 Capacity: 6,000; Year Built: 1970
 AD: Lonza Hardy Jr.
 SID: Roderick Mosley

MISSOURI

Columbia, MO 65211-1050 I

Coach: Mike Anderson, Tulsa 1982

2006-07 RESULTS (18-12)

101	N.C. A&T	80
67	Army	58
66	Stetson	45
89	Lipscomb	69
81	Davidson	75
85	Stephen F. Austin	56
98	Coppin St.	77
86	Arkansas	64
73	Evansville	54
62	Purdue	79
70	Illinois †	73
87	Southern U.	58
83	Mississippi St.	75
65	Iowa St.	66
68	Texas	88
81	Kansas St.	85
77	Kansas	80
79	Colorado	65
71	Texas Tech	58
73	Kansas St.	80
61	Nebraska	66
77	Iowa St.	55
74	Kansas	92
78	Baylor	71
75	Oklahoma St.	64
72	Oklahoma	68
77	Nebraska	82
91	Colorado	82
78	Texas A&M	94
83	Baylor †	97

Nickname: Tigers
 Colors: Old Gold & Black
 Arena: Mizzou Arena
 Capacity: 15,061; Year Built: 2004
 AD: Michael F. Alden
 SID: David Reiter

UMKC

Kansas City, MO 64110 I

Coach: Rich Zvosec, Defiance 1983

2006-07 RESULTS (12-20)

85	Fla. Atlantic	70
97	Baker	58
68	Central Mich.	85
70	Pacific †	71
70	Alas. Anchorage	77
79	Marshall †	75
55	Wichita St.	85
61	Arkansas	71
79	Utah Valley St.	91
53	UNI	85
50	Maryland	101

80	Central Ark.	68
71	South Dakota St.	79
61	Fla. Atlantic	70
59	Utah Valley St.	74
86	Chicago St.	78
66	Southern Utah	62
80	Centenary (La.)	75
68	Oral Roberts	75
72	IUPUI	77
60	Oakland	78
52	Valparaiso	56
95	Western Ill.	89
59	Southern Utah	66
68	Oral Roberts	74
68	Centenary (La.)	69
80	Oakland	76
85	IUPUI	72
89	Western Ill.	54
61	Valparaiso	77
84	Valparaiso †	76
79	Oakland †	83

Nickname: Kangaroos
 Colors: Blue & Gold
 Arena: Municipal Auditorium
 Capacity: 9,827; Year Built: 1936
 AD: Timothy W. Hall
 SID: James Allan

MO.-ROLLA

Rolla, MO 65409-0740..... II

Coach: Dale Martin, Central Mo. St.
 1976

2006-07 RESULTS (7-20)

71	Rhema	55
49	Mo. Western St.	98
62	Truman †	76
64	Lincoln (Mo.)	60
76	St. Louis Pharmacy	60
73	St. Joseph's (Ind.)	80
85	Indianapolis	71
76	Rockhurst	82
66	Drury	80
104	Cent. Christian (Mo)	30
78	Oakland City	62
43	SIU Edwardsville	60
79	Quincy	86
73	Northern Ky.	81
72	Bellarmine	85
97	Wis.-Parkside	92
59	Lewis	79
59	Oakland City	63
76	Mo.-St. Louis	78
97	Ky. Wesleyan	106
80	Southern Ind.	98
81	Mo.-St. Louis	87
64	Southern Ind.	80
58	Rockhurst	80
82	Drury	86
58	SIU Edwardsville	72
83	Quincy	92

Nickname: Miners
 Colors: Silver & Gold
 Arena: Bullman Multi-Purpose
 Capacity: 4,000; Year Built: 1969
 AD: Mark Mullin
 SID: John Kean

MO.-ST. LOUIS

St. Louis, MO 63121-4499..... II

Coach: Chris Pilz, Mo.-St. Louis 1991

2006-07 RESULTS (9-18)

64	Mo. Southern St.	74
92	Harris-Stowe	68
85	Central Bible (Mo.)	61
57	Grand Valley St.	86
51	Drury	86
83	Rockhurst	82
99	Maryville (Mo.)	62
54	Christian Bros.	73
80	Blackburn	68
69	Quincy	76

68	SIU Edwardsville	70
59	Indianapolis	64
53	Bellarmine	73
53	Northern Ky.	68
63	Lewis	74
77	Wis.-Parkside	74
90	St. Louis Pharmacy	58
78	Mo.-Rolla	76
61	Southern Ind.	83
90	Ky. Wesleyan	97
87	Mo.-Rolla	81
59	Southern Ind.	72
67	St. Joseph's (Ind.)	80
87	Drury	91
67	Rockhurst	76
70	Quincy	80
63	SIU Edwardsville	92

Nickname: Rivermen
 Colors: Red & Gold
 Arena: Mark Twain Building
 Capacity: 4,736; Year Built: 1971
 AD: Patricia A. Dolan
 SID: Todd Addington

MO. SOUTHERN ST.

Joplin, MO 64801-1595..... II

Coach: Robert Corn, Mo. Southern St.
 1978

2006-07 RESULTS (10-18)

74	Mo.-St. Louis	64
96	Central Bible (Mo.)	44
75	West Tex. A&M	70
69	Colorado Mines †	64
67	Evangel †	72
49	Rockhurst	64
76	Augustana (S.D.)	85
77	Northeastern St.	69
53	Truman	70
67	Southwestern Okla.	83
71	Mo. Western St.	84
71	Pittsburg St.	84
70	Central Mo.	86
59	Northwest Mo. St.	57
67	Emporia St.	105
86	Fort Hays St.	80
77	Southwest Baptist	84
68	Washburn	57
68	Truman	76
79	Washburn	70
61	Fort Hays St.	89
72	Emporia St.	73
77	Southwest Baptist	87
66	Central Mo.	94
60	Northwest Mo. St.	75
67	Pittsburg St.	72
82	Mo. Western St.	70
56	Northwest Mo. St. †	89

Nickname: Lions
 Colors: Green & Gold
 Arena: Leggett & Platt A.C.
 Capacity: 3,240; Year Built: 1999
 AD: Sallie Beard
 SID: Justin Maskus

MISSOURI ST.

Springfield, MO 65897..... I

Coach: Barry Hinson, Oklahoma St.
 1983

2006-07 RESULTS (22-11)

79	Toledo	66
77	Delaware St.	54
88	Lincoln (Mo.)	56
66	Wisconsin †	64
70	Oklahoma St. †	73
89	Alabama St.	49
78	Santa Clara	51
79	Milwaukee	60
78	UNC Wilmington	62
80	Indiana St.	60
50	St. Louis	51
81	South Fla.	69

74	Creighton	77
86	Bradley	78
95	Wichita St.	87
106	Evansville	54
56	Southern Ill.	76
75	Illinois St.	66
65	UNI	75
56	Evansville	63
62	Creighton	66
85	Bradley	70
87	Drake	82
71	Indiana St.	42
73	Illinois St.	61
62	UNI	58
47	Southern Ill.	51
66	Winthrop	77
71	Wichita St.	65
92	Drake	74
67	Wichita St. †	64
58	Creighton †	75
70	San Diego St.	74

Nickname: Bears
 Colors: Maroon & White
 Arena: Hammons Student Center
 Capacity: 8,846; Year Built: 1976
 AD: William L. Rowe Jr.
 SID: Mark Stillwell

MO. WESTERN ST.

St. Joseph, MO 64507..... II

Coach: Tom Smith, Valparaiso 1967

2006-07 RESULTS (12-15)

98	Mo.-Rolla	49
61	Armstrong Atlantic	65
95	Neb.-Omaha	88
81	Central Okla. †	64
74	Northeastern St. †	73
95	Ottawa	78
80	York (Neb.)	55
76	Washburn	77
75	St. Mary's (Tex.)	66
67	Metro St. †	70
84	Mo. Southern St.	71
72	Northwest Mo. St.	78
60	Truman	74
70	Central Mo.	90
80	Fort Hays St.	97
71	Pittsburg St.	69
76	Emporia St.	88
66	Southwest Baptist	81
62	Washburn	77
75	Southwest Baptist	95
79	Emporia St.	89
73	Pittsburg St.	64
61	Fort Hays St.	60
68	Truman	64
73	Central Mo.	84
61	Northwest Mo. St.	69
70	Mo. Southern St.	82

Nickname: Griffons
 Colors: Black & Gold
 Arena: MWSU Fieldhouse
 Capacity: 3,750; Year Built: 1981
 AD: Mark Linder
 SID: Brett King

MOLLOY

Rockville Centre, NY 11571-5002 II

Coach: Charles Marquardt, St. Joseph's
 (Me.) 1986

2006-07 RESULTS (14-15)

60	Le Moyne	48
75	Mercyhurst †	73
78	Nyack	62
74	Post	71
72	Goldley-Beacom	73
61	Dowling	66
82	C.W. Post	85
73	Bridgeport	85
76	Felician	89
64	Queens (N.Y.)	76

78	Stonehill	90
67	Mercy	68
68	Concordia (N.Y.)	71
75	New Haven	62
89	NYIT	88
64	Adelphi	60
71	Dowling	66
72	St. Thomas Aquinas	64
79	C.W. Post	85
95	Bridgeport	92
73	New Haven	55
103	Queens (N.Y.)	94
85	Mercy	80
95	Concordia (N.Y.)	75
60	St. Thomas Aquinas	71
68	NYIT	76
52	Adelphi	76
64	Bridgeport	74
70	Goldley-Beacom	86

Nickname: Lions
 Colors: Maroon & White
 Arena: Quealy Gymnasium
 Capacity: 400; Year Built: 1955
 AD: Susan Cassidy-Lyke
 SID: Jen Mischke

MONMOUTH

West Long Branch, NJ 07764..... I

Coach: Dave Calloway, Monmouth
 1991

2006-07 RESULTS (12-18)

40	Old Dominion	54
65	Clemson †	77
69	Arkansas St. †	67
80	Houston	89
54	A&M-Corpus Christi	71
51	St. Peter's	50
66	Penn	80
67	Rider	66
49	Seton Hall	83
71	Long Island	74
75	Hartford	76
67	Lehigh	39
81	Loyola Marymount	53
69	Wagner	58
62	Mt. St. Mary's	56
57	Sacred Heart	74
51	Quinnipiac	71
46	Central Conn. St.	49
57	St. Francis (N.Y.)	69
71	St. Francis (Pa.)	66
76	Robert Morris	68
69	St. Francis (N.Y.)	60
63	Fairleigh Dickinson	64
70	Wagner	63
71	Fairleigh Dickinson	84
65	Central Conn. St.	70
61	Mt. St. Mary's	60
78	Long Island	82
75	Sacred Heart	82
62	St. Francis (Pa.)	73

Nickname: Hawks
 Colors: Midnight Blue & White
 Arena: Boylan Gymnasium
 Capacity: 2,500; Year Built: 1965
 AD: Marilyn A. McNeil
 SID: Thomas Dick

MONMOUTH (ILL.)

Monmouth, IL 61462-1998..... III

Coach: Terry Glasgow, Parsons 1966

2006-07 RESULTS (11-11)

53	Central Mo.	81
92	MacMurray	86
61	Hannibal-La Grange	58
86	William Penn	73
63	Lawrence	91
83	Carroll (Wis.)	81
125	Grinnell	143
88	Central (Iowa)	82
52	Robert Morris-Chi.	92

71	Illinois Col.	84
63	Knox	70
80	Beloit	73
80	Ripon	79
56	St. Norbert	68
67	Beloit	74
55	Lake Forest	53
111	Grinnell	127
71	Lawrence	63
59	Carroll (Wis.)	81
73	Knox	70
82	Illinois Col.	70
59	Lake Forest	69

Nickname: Fighting Scots
 Colors: Red & White
 Arena: Glennie Gymnasium
 Capacity: 1,600; Year Built: 1982
 AD: Terry L. Glasgow
 SID: Barry McNamara, Dan Nolan

MONTANA

Missoula, MT 59812-1291 I

Coach: Wayne Tinkle, Montana 1989

2006-07 RESULTS (17-15)

83	Mont. St.-Northern	42
57	Utah Valley St.	74
71	Wyoming	76
56	West Virginia †	73
56	Virginia Tech †	77
72	Minnesota †	65
62	Boise St.	58
65	Western Ky.	81
72	UC Riverside	65
87	South Dakota St.	47
92	Montana Tech	63
58	Oral Roberts	69
58	Portland	61
80	Portland St.	74
71	Eastern Wash.	74
72	Sacramento St.	80
73	Montana St.	65
69	Idaho St.	79
90	Weber St.	86
74	Northern Ariz.	71
68	Northern Colo.	51
68	Portland St.	70
85	Eastern Wash.	78
76	Sacramento St.	69
72	Montana St.	63
67	Weber St.	73
77	Pacific	78
81	Northern Ariz.	88
85	Northern Colo.	64
72	Idaho St.	71
70	Idaho St.	63
71	Northern Ariz. †	78

Nickname: Grizzlies
 Colors: Maroon and Silver
 Arena: Adams Center/Dahlberg Arena
 Capacity: 7,500; Year Built: 1953
 AD: Jim O'Day
 SID: Dave Guffey

MONTANA ST.

Bozeman, MT 59717-3380 I

Coach: Brad Huse, Montana Tech 1989

2006-07 RESULTS (11-19)

37	Utah Valley St.	69
56	UC Santa Barbara	88
53	Portland	59
72	Idaho	65
84	Montana Western	59
63	Oregon St.	72
41	Fresno St.	80
62	Wyoming †	73
69	Boise St.	94
77	Fresno St.	82
53	Utah Valley St.	60
97	Great Falls	52
62	South Dakota St.	65
82	Eastern Wash.	79

65	Portland St.	79
63	Weber St.	84
65	Montana	73
63	Weber St.	48
58	Idaho St.	57
58	Northern Colo.	57
76	Northern Ariz.	86
84	Eastern Wash.	67
79	Portland St.	71
74	Sacramento St.	59
63	Montana	72
82	Sacramento St.	90
89	Northern Colo.	66
84	Northern Ariz.	92
58	Idaho St.	67
71	Portland St.	96

Nickname: Bobcats
 Colors: Blue & Gold
 Arena: Worthington Arena
 Capacity: 7,250; Year Built: 1956
 AD: Peter Fields
 SID: Bill Lamberty

MONT. ST.-BILLINGS

Billings, MT 59101-0298 II

Coach: Craig Carse, Bethany (W.V.) 1978

2006-07 RESULTS (6-21)

63	Central Wash. †	92
74	Northwest Nazarene	88
58	Tex. A&M Int'l.	59
52	St. Mary's (Tex.)	64
85	West Liberty St.	103
50	Northwest Nazarene	70
89	Northwest Nazarene	90
65	Okla. Panhandle	54
73	Tex. A&M Int'l	80
60	St. Edward's	56
60	St. Edward's	91
64	Okla. Panhandle	69
48	Okla. Panhandle	62
87	Tex. Permian Basin	93
69	Dallas Baptist	78
95	Lincoln (Mo.)	84
51	St. Mary's (Tex.)	67
62	Incarnate Word	82
66	Incarnate Word	72
71	Lincoln (Mo.)	80
68	Lincoln (Mo.)	67
62	St. Mary's (Tex.)	70
65	Incarnate Word	79
111	Tex. Permian Basin	61
77	Dallas Baptist	74
71	Dallas Baptist	79
67	St. Edward's	84

Nickname: Yellowjackets
 Colors: Cobalt Blue & Yellow
 Arena: Alterowitz Gymnasium
 Capacity: 3,500; Year Built: 1961
 AD: Gary R. Gray
 SID: Travis Elam

MONTCLAIR ST.

Montclair, NJ 07043 III

Coach: Ted Fiore, Seton Hall 1962

2006-07 RESULTS (12-12)

53	Hood †	55
60	Lebanon Valley	66
91	Berkeley	43
64	Staten Island	66
79	Williams †	69
73	St. Joseph (Vt.) †	56
50	Wm. Paterson	66
54	TCNJ	65
81	Rutgers-Camden	62
93	Briarcliffe (N.Y.)	61
78	Salisbury †	71
65	Moravian	73
97	Berkeley	55
63	New Jersey City	76
74	Ramapo	77
80	Kean	67

76	Rutgers-Newark	77
84	Richard Stockton	78
45	Wm. Paterson	48
68	Rowan	78
87	Phila. Biblical	57
66	New Jersey City	90
71	Ramapo	68
78	Rutgers-Newark	71

Nickname: Red Hawks
 Colors: Scarlet & White
 Arena: Panzer Gymnasium
 Capacity: 1,200; Year Built: 1954
 AD: Holly P. Gera
 SID: Mike Scala

MONTEVALLO

Montevallo, AL 35115-6001 II

Coach: Danny Young, Grand Canyon 1990

2006-07 RESULTS (28-6)

60	Miles	63
71	Stillman	60
96	Concordia-Selma	64
89	Albany St. (Ga.)	73
103	Tuskegee	69
70	Cal St. Dom. Hills †	67
60	UC San Diego †	61
84	Miles	51
67	Christian Bros.	56
74	Fla. Gulf Coast	65
80	P.R.-Rio Piedras †	68
58	Grand Valley St. †	59
72	Presbyterian †	82
94	North Ala.	101
86	Ala.-Huntsville	73
98	West Ga.	84
150	Carver Bible	72
90	West Fla.	70
81	Valdosta St.	68
83	West Ala.	75
99	Oakwood	74
77	West Ga.	61
74	Ala.-Huntsville	67
98	North Ala.	95
101	West Fla.	63
89	Valdosta St.	77
93	West Ala.	62
78	West Ga. †	62
98	North Ala. †	71
66	Henderson St. †	52
78	Albany St. (Ga.)	62
66	Henderson St.	58
64	Eckerd	61
69	Central Mo. †	86

Nickname: Falcons
 Colors: Purple & Gold
 Arena: Student Activity Center
 Capacity: 2,000; Year Built: 2004
 AD: Dennis S. Toney
 SID: Alfred Kojima

MORAVIAN

Bethlehem, PA 18018-6650 III

Coach: Jim Walker, Gettysburg 1965

2006-07 RESULTS (11-14)

81	Emerson †	85
94	Alfred †	83
68	DeSales	72
75	Dickinson	72
65	Widener	78
73	Susquehanna	82
85	FDU-Florham	67
66	Delaware Valley	62
59	Scranton	72
91	Kean	96
80	Muhlenberg	61
87	Drew	50
73	Montclair St.	65
94	Lebanon Valley	87
76	Juniata	80
81	Albright	78

82	Elizabethtown	74
50	Messiah	70
50	Juniata	70
73	Albright	87
70	Susquehanna	76
64	Lebanon Valley	71
47	Messiah	79
108	Widener	102
69	Elizabethtown	88

Nickname: Greyhounds
 Colors: Blue & Grey
 Arena: Johnston Hall
 Capacity: 1,200; Year Built: 1952
 AD: Paul R. Moyer
 SID: Mark Fleming

MOREHEAD ST.

Morehead, KY 40351-1689 I

Coach: Donnie Tyndall, Morehead St. 1993

2006-07 RESULTS (12-18)

46	Penn St.	63
80	Asbury	57
55	South Ala.	70
77	East Tenn. St.	56
80	Marshall	81
57	Western Ill.	56
70	Austin Peay	66
67	Murray St.	70
56	Tenn.-Martin	55
71	Eastern Ill.	63
90	Ind.-South Bend	66
51	Central Mich.	52
62	Tennessee St.	60
82	Tennessee Tech	71
65	Eastern Ky.	73
70	Tenn.-Martin	48
53	Samford	66
62	Jacksonville St.	67
59	Southeast Mo. St.	61
62	Eastern Ill.	65
52	Tennessee Tech	65
61	Eastern Ky.	69
78	Southeast Mo. St.	81
62	Murray St.	74
52	Jacksonville St.	57
71	Samford	58
72	Bowling Green	90
46	Tennessee St.	62
82	Austin Peay	77
45	Eastern Ky.	63

Nickname: Eagles
 Colors: Blue & Gold
 Arena: Ellis T. Johnson Arena
 Capacity: 6,500; Year Built: 1981
 AD: Brian Hutchinson
 SID: Randy Stacy

MOREHOUSE

Atlanta, GA 30314 II

Coach: Grady L. Brewer, Morehouse 1980

2006-07 RESULTS (9-16)

76	GCSU †	80
73	Columbus St.	76
52	Stillman	64
81	Miles	67
54	Kentucky St.	71
93	Lane	88
69	Benedict	81
60	Paine	72
63	Miles	70
85	LeMoyné-Owen	62
78	Kentucky St.	67
59	Lane	73
71	Paine	76
71	Stillman	75
78	Tuskegee	67
69	Clark Atlanta	57
56	Albany St. (Ga.)	59
69	Fort Valley St.	84

66	Benedict	68
46	Fort Valley St.	58
64	Albany St. (Ga.)	61
63	Clark Atlanta	44
70	Tuskegee	66
51	LeMoyn-Owen	71
73	Miles	75

Nickname: Maroon Tigers
 Colors: Maroon & White
 Arena: Frank L. Forbes Arena
 Capacity: 6,000; Year Built: 1996
 AD: Andre' Pattillo
 SID: Yusuf Davis

MORGAN ST.

Baltimore, MD 21251..... I

Coach: Todd Bozeman, Rhode Island
 1986

2006-07 RESULTS (13-18)

67	East Caro.	86
84	American	97
66	Virginia	85
63	Seton Hall	83
72	UMBC	86
71	Penn St.	80
86	Coppin St.	82
76	East Caro.	70
76	La Salle	102
57	Marquette	77
59	Florida A&M	62
53	Winston-Salem	50
61	Delaware St.	68
75	Hampton	70
54	Norfolk St.	68
65	South Carolina St.	62
69	N.C. A&T	60
93	Md.-East. Shore	59
66	Howard	53
73	Longwood	75
54	Delaware St.	40
65	Hampton	67
71	Norfolk St.	61
56	South Carolina St.	70
79	N.C. A&T	91
81	Md.-East. Shore	70
85	Howard	62
50	Bethune-Cookman	52
62	Coppin St.	71
66	South Carolina St. †	64
53	Delaware St. †	56

Nickname: Bears
 Colors: Blue & Orange
 Arena: Hill Field House
 Capacity: 6,500; Year Built: 1975
 AD: Floyd Kerr
 SID: Leonard L. Haynes IV

MT. ALOYSIUS

Cresson, PA 16630 III

Coach: Lance Loya, S.C. Upstate

2006-07 RESULTS (9-16)

86	Gallaudet	83
76	Salisbury	97
59	Penn St.-Behrend	73
116	Lancaster Bible	107
89	Medaille	85
84	Pitt-Greensburg	96
91	Pitt-Bradford	99
105	Bethany (W.V.)	123
110	Hilbert	117
77	La Roche	92
90	Lake Erie	104
81	Penn St.-Altoona	90
83	Frostburg St.	98
57	Medaille	74
75	Penn St.-Behrend	104
90	Pitt-Bradford	108
106	Pitt-Greensburg	86
96	Lancaster Bible	84
96	Hilbert	103
88	Valley Forge Chrst.	102
79	La Roche	77

93	Lake Erie	109
91	Franciscan	78
98	Frostburg St.	91
77	Penn St.-Altoona	68

Nickname: Mounties
 Colors: Blue & silver
 Arena: Health & Physical Fitness Center
 Capacity: 1,800
 AD: Timothy Kelly
 SID: To be named

MOUNT IDA

Newton, MA 02459-3323 III

Coach: Rico Cabral, Boston St. 1976

2006-07 RESULTS (7-19)

72	Gordon	89
61	Middlebury †	120
61	Wentworth Inst.	77
79	Mitchell †	62
70	Western Conn. St.	95
74	Eastern Nazarene	70
50	Husson	94
63	Maine Maritime	68
98	Lesley	87
64	Rivier	65
89	Fisher	83
84	Mass. Liberal Arts	93
92	Mitchell	100
58	Lasell	74
57	Green Mountain	49
64	Castleton	80
74	Johnson St.	86
68	Husson	87
62	Maine Maritime	73
78	Elms	79
74	Thomas (Me.)	80
41	Me.-Farmington	62
80	Becker	73
90	Thomas (Me.)	71
62	Me.-Farmington	65
76	Elms	88

Nickname: Mustangs
 Colors: Green & White
 Arena: Mount Ida College Athletic Center
 Capacity: 500; Year Built: 1999
 AD: Jacqueline Palmer
 SID: Mike Raposo

MOUNT OLIVE

Mount Olive, NC 28365 II

Coach: Bill Clingan, Northeastern St.

2006-07 RESULTS (23-8)

101	Ohio Valley	94
79	Chowan	70
97	Pfeiffer	103
77	Lees-McRae	86
87	St. Andrews	71
78	Limestone	63
89	Francis Marion	74
93	Chowan †	74
78	Lincoln Memorial †	63
93	West Virginia St.	94
81	Charleston (W.V.) †	77
91	Queens (N.C.)	96
95	Coker	68
93	Erskine	60
81	Belmont Abbey	62
73	Barton	80
97	Anderson (S.C.)	57
78	Limestone	73
110	Pfeiffer	104
99	Coker	65
90	Erskine	76
83	St. Andrews	80
95	Lees-McRae	85
82	Barton	86
95	Queens (N.C.)	71
88	Belmont Abbey	69
88	Anderson (S.C.)	60
68	Coker	62
93	Queens (N.C.) †	86

80	Barton †	92
85	Millersville †	89

Nickname: Trojans
 Colors: Green & White
 Arena: Kornegay Arena
 Capacity: 1,500; Year Built: 1984
 AD: Jeffrey M. Eisen
 SID: David Shulimson

MT. ST. JOSEPH

Cincinnati, OH 45233-1670 III

Coach: Larry Cox, Hanover 1981

2006-07 RESULTS (13-12)

82	North Park	80
76	Heidelberg	79
74	Thomas More	68
73	Notre Dame (Ohio)	75
75	Transylvania	73
65	Manchester	69
68	Hanover	101
72	Anderson (Ind.)	69
68	Cincinnati Christian	71
67	Capital	77
73	Wilmington (Ohio)	60
82	Franklin	72
80	Defiance	62
77	Rose-Hulman	61
77	Cincinnati-Clermont	83
88	Bluffton	85
69	Transylvania	84
80	Anderson (Ind.)	71
58	Hanover	59
67	Defiance	74
67	Rose-Hulman	46
76	Franklin	83
65	Bluffton	66
88	Robert Morris-S'fiel	74
81	Manchester	63

Nickname: Lions
 Colors: Blue & Gold
 Arena: Harrington Center
 Capacity: 2,000; Year Built: 1998
 AD: Steven F. Radcliffe
 SID: Dane Neumeister

MT. ST. MARY (N.Y.)

Newburgh, NY 12550 III

Coach: Duane Davis, Empire St. 1969

2006-07 RESULTS (9-17)

102	Albany Pharmacy	58
69	Westfield St.	82
71	Rensselaer	83
91	Bard †	53
60	Vassar	72
72	St. Joseph's (L.I.)	86
67	Manhattanville	86
55	Stevens Institute	86
55	Davidson	116
60	Goucher †	79
59	Mass.-Boston †	75
75	CCNY	48
88	Mt. St. Vincent	59
75	Old Westbury	85
97	Centenary (N.J.)	69
98	Maritime (N.Y.)	69
83	Merchant Marine	92
84	Farmingdale St.	81
57	Yeshiva	68
74	Manhattanville	92
77	St. Joseph's (L.I.)	92
94	Centenary (N.J.)	67
52	Merchant Marine	82
69	Farmingdale St.	75
95	Stevens Institute	77
64	Manhattanville	82

Nickname: Blue Knights
 Colors: Royal Blue, Black & White
 Arena: Elaine & William Kaplan Recreation Center
 Capacity: 1,500; Year Built: 1992
 AD: John J. Wright

SID: Justin Satkowski

MT. ST. MARY'S

Emmitsburg, MD 21727-7799 I

Coach: Milan Brown, Howard 1993

2006-07 RESULTS (11-20)

42	West Virginia	50
81	James Madison	70
60	La Salle	66
59	Binghamton	66
46	American	59
65	Maine	68
66	Loyola (Md.)	83
78	Quinnipiac	73
65	North Carolina St.	80
59	Winthrop	74
56	Lafayette	58
50	Maryland	91
78	Long Island	76
56	Monmouth	62
91	Sacred Heart	80
72	St. Francis (N.Y.)	54
63	Central Conn. St.	71
67	St. Francis (Pa.)	63
78	Robert Morris	81
80	Wagner	70
74	Fairleigh Dickinson	65
62	Central Conn. St.	74
62	Quinnipiac	70
58	St. Francis (Pa.)	43
60	Robert Morris	65
51	Sacred Heart	79
60	Monmouth	61
82	Wagner	77
55	St. Francis (N.Y.)	56
78	Robert Morris	61
68	Central Conn. St.	74

Nickname: Mountaineers
 Colors: Blue & White
 Arena: Knott Arena
 Capacity: 3,121; Year Built: 1987
 AD: Harold P. Menninger
 SID: Mark Vandergrift

MT. ST. VINCENT

Riverdale, NY 10471-1093 III

Coach: Michael Murphy, Hamilton 1997

2006-07 RESULTS (3-22)

69	Eastern Conn. St.	75
101	Mitchell †	76
76	SUNYIT	101
80	Hunter	99
57	Lehman	60
78	Yeshiva	88
74	Centenary (N.J.)	76
70	Farmingdale St.	83
47	New York U.	86
74	Union (N.Y.)	82
78	Elms †	91
59	Mt. St. Mary (N.Y.)	88
72	Maritime (N.Y.)	83
59	Stevens Institute	83
66	Merchant Marine	87
82	St. Joseph's (L.I.)	100
54	Manhattanville	97
72	Old Westbury	87
96	Centenary (N.J.)	58
51	Yeshiva	65
76	Stevens Institute	91
70	Green Mountain	49
61	St. Joseph's (L.I.)	76
93	Old Westbury	108
58	Farmingdale St.	112

Nickname: Dolphins
 Colors: Blue, White & Gold
 Arena: Mount Saint Vincent Athletics Center
 Capacity: 450; Year Built: 1910
 AD: Cathy Ingram
 SID: Michael Spinner

MOUNT UNION

Alliance, OH 44601 III

Coach: Lee Hood, Ohio Northern 1982

2006-07 RESULTS (10-15)

103	Emory & Henry †	83
60	Wooster	85
86	Franciscan	43
71	Muskingum	64
81	Hiram	54
61	Heidelberg	68
51	Ohio Northern	64
75	Baldwin-Wallace	81
76	Simpson †	80
50	Roanoke †	48
73	Linfield †	67
64	Marietta	59
60	Wilmington (Ohio)	80
84	Capital	74
61	Otterbein	77
72	John Carroll	83
61	Muskingum	65
66	Baldwin-Wallace	84
62	Heidelberg	75
66	John Carroll	85
68	Otterbein	78
44	Capital	56
96	Wilmington (Ohio)	73
69	Marietta	56
59	Ohio Northern	74

Nickname: Purple Raiders
 Colors: Purple & White
 Arena: Timken PE Building
 Capacity: 2,200; Year Built: 1970
 AD: Larry Kehres
 SID: Michael De Matteis

MUHLENBERG

Allentown, PA 18104-5586 III

Coach: Dave Madeira, Concord 1969

2006-07 RESULTS (10-15)

62	Rensselaer	60
66	Stevens Institute	73
54	Drew	55
77	Haverford	71
56	Johns Hopkins	62
73	Swarthmore	69
87	Washington (Md.)	61
105	TCNJ	109
63	DeSales	71
61	Moravian	80
67	Gettysburg	64
49	Frank. & Marsh.	69
50	McDaniel	72
58	Johns Hopkins	78
49	Ursinus	89
65	Washington (Md.)	71
50	Dickinson	69
64	Gettysburg	71
39	Haverford	56
71	Frank. & Marsh.	69
78	Swarthmore	65
69	McDaniel	68
91	Dickinson	84
76	Ursinus	68
51	Gettysburg	60

Nickname: Mules
 Colors: Cardinal & Grey
 Arena: Memorial Hall
 Capacity: 3,529; Year Built: 1954
 AD: Samuel T. Beidleman
 SID: Mike Falk

MURRAY ST.

Murray, KY 42071-3318 I

Coach: Billy Kennedy, Southeastern La. 1986

2006-07 RESULTS (16-14)

84	San Diego St. †	87
68	Seattle Pacific †	76

44	St. Mary's (Cal.)	62
73	Belhaven	72
46	Southern Ill.	62
53	Eastern Ill.	50
68	Ill.-Chicago	74
64	Tennessee	89
78	Anderson (Ind.)	33
66	Eastern Ky.	72
70	Morehead St.	67
72	Jacksonville St.	71
44	Samford	55
73	Eastern Ill.	62
86	Tennessee St.	83
85	Southeast Mo. St.	96
59	Austin Peay	68
78	Tenn.-Martin	65
52	Tennessee Tech	63
85	Southeast Mo. St.	67
57	Samford	51
77	Austin Peay	68
63	Jacksonville St.	61
62	Eastern Ky.	64
74	Morehead St.	62
60	Tennessee St.	64
58	Rider	51
60	Tennessee Tech	56
74	Tenn.-Martin	52
60	Samford	70

Nickname: Racers
 Colors: Navy & Gold
 Arena: Regional Special Events Center
 Capacity: 8,600; Year Built: 1998
 AD: Allen Ward
 SID: Dave Winder

MUSKINGUM

New Concord, OH 43762 III

Coach: Geno Ford, Ohio 1997

2006-07 RESULTS (12-13)

69	Franciscan	43
79	Denison	71
86	Kenyon	61
67	Thiel	43
64	Mount Union	71
74	John Carroll	81
84	Otterbein	95
66	Heidelberg	76
61	Earlham †	59
56	Manchester †	53
57	Ohio Northern	69
61	Baldwin-Wallace	74
63	Marietta	51
66	Capital	54
55	Wilmington (Ohio)	65
65	Mount Union	61
63	John Carroll	65
79	Otterbein	80
71	Wilmington (Ohio)	67
62	Capital	64
64	Marietta	58
66	Baldwin-Wallace	76
57	Ohio Northern	63
78	Heidelberg	66
60	Capital	82

Nickname: Fighting Muskies
 Colors: Black & Magenta
 Arena: Muskingum Recreation Center
 Capacity: 3,000; Year Built: 1986
 AD: Larry Shank
 SID: Tom Caudill

MCDANIEL

Westminster, MD 21157-4390 III

Coach: Bob Flynn, Mt. St. Mary's 1979

2006-07 RESULTS (11-14)

59	Lebanon Valley	56
72	Hood †	88
66	Hood	64
53	Salisbury †	57
76	Goucher	68
75	Dickinson	58

76	Ursinus	75
66	Johns Hopkins	91
54	Gettysburg	51
64	Mary Washington	76
56	Haverford	60
63	Swarthmore	66
72	Muhlenberg	50
71	Gettysburg	65
70	Frank. & Marsh.	82
63	Haverford	67
68	Ursinus	82
75	Dickinson	77
75	Swarthmore	85
79	Washington (Md.)	69
70	Johns Hopkins	68
68	Muhlenberg	69
66	St. Mary's (Md.)	74
78	Frank. & Marsh.	75
84	Washington (Md.)	88

Nickname: Green Terror
 Colors: Green & Gold
 Arena: Gill P.E. Learning Center
 Capacity: 4,000; Year Built: 1984
 AD: James M. Smith
 SID: Luke Stillson

NAVY

Annapolis, MD 21402-5000 I

Coach: Billy Lange, Rowan 1994

2006-07 RESULTS (14-16)

73	Loyola (Md.) †	61
49	St. John's (N.Y.)	72
70	Brown †	47
87	Stony Brook	76
82	Md.-East. Shore	59
61	Villanova	70
79	William & Mary	63
61	Longwood	59
79	Howard	75
58	Penn	79
65	Delaware Valley	40
83	Washington (Md.)	37
44	Georgetown	65
59	Yale	74
52	NJIT	50
51	Bucknell	59
61	Lehigh	71
60	Lafayette	44
42	Holy Cross	61
50	Army	53
46	American	55
58	Colgate	66
63	Bucknell	78
70	Lehigh	65
70	Lafayette	63
40	Holy Cross	68
76	Army	68
60	American	71
62	Colgate	70
43	Bucknell	62

Nickname: Midshipmen
 Colors: Navy Blue & Gold
 Arena: Alumni Hall
 Capacity: 5,710; Year Built: 1991
 AD: Chester S. Gladchuk
 SID: Chris Forman

NAZARETH

Rochester, NY 14618-3790 III

Coach: Mike Daley, St. Bonaventure 1966

2006-07 RESULTS (11-14)

91	Morrisville St.	69
66	Fredonia St.	61
71	Rochester (N.Y.)	74
73	Oswego St.	81
81	Pitt-Bradford	61
91	Old Westbury	82
89	Wheaton (Ill.) †	93
75	Staten Island	84
75	Alfred	72

63	St. John Fisher	73
57	Rochester (N.Y.) †	70
76	Rochester Inst. †	82
90	Keuka	66
68	Ithaca	75
68	Elmira	60
79	Rochester Inst.	86
92	Hartwick	87
72	Utica	73
61	St. John Fisher	69
77	Alfred	82
60	Rochester Inst.	69
45	Utica	65
81	Hartwick	73
71	Elmira	56
84	Ithaca	80

Nickname: Golden Flyers
 Colors: Purple & Gold
 Arena: Robert A. Kidera Gym
 Capacity: 1,200; Year Built: 1976
 AD: Peter Bothner
 SID: Joe Seil

NEBRASKA

Lincoln, NE 68508-0219 I

Coach: Doc Sadler, Arkansas 1982

2006-07 RESULTS (17-14)

76	Neb.-Omaha	62
73	Creighton	61
65	Lubbock Chrst.	42
71	Ark.-Pine Bluff	42
76	North Texas	57
73	Rutgers	75
56	Oregon †	68
82	Alabama A&M	55
73	Wyoming †	58
72	Hawaii	81
70	Houston †	57
82	Miami (Fla.) †	67
81	Savannah St.	53
82	Western Ky.	71
62	Iowa St.	71
53	Oklahoma	70
71	Colorado	50
61	Texas	62
45	Kansas St.	61
56	Kansas	76
66	Missouri	61
61	Texas Tech	59
55	Texas A&M	66
74	Kansas St.	63
39	Kansas	92
59	Baylor	63
82	Missouri	77
63	Iowa St.	69
69	Colorado	73
85	Oklahoma St.	73
39	Oklahoma St. †	54

Nickname: Cornhuskers, Huskers
 Colors: Scarlet & Cream
 Arena: Bob Devaney Sports Center
 Capacity: 13,595; Year Built: 1976
 AD: Steven C. Pederson
 SID: Jerry Trickey, Asst. SID

NEB.-KEARNEY

Kearney, NE 68849 II

Coach: Tom Kropp, Neb.-Kearney 1976

2006-07 RESULTS (24-7)

68	Doane	71
71	Mary †	70
84	Northern St.	73
80	Wayne St. (Neb.)	77
69	Augustana (S.D.)	81
70	Fort Hays St.	65
76	Western N.M.	62
97	N.M. Highlands	60
72	Mesa St.	84
75	Fort Lewis	58
84	Adams St.	77
88	Colorado St.-Pueblo	79

79 Dana	63
84 Western St.	67
73 Regis (Colo.)	56
85 UC-Colo. Springs	54
82 Chadron St.	69
80 Colorado Mines	63
75 Metro St.	92
84 Colo. Christian	67
98 Chadron St.	65
88 Colorado Mines	67
87 Neb.-Omaha	71
79 Colo. Christian	72
90 Metro St.	87
81 UC-Colo. Springs	89
85 Regis (Colo.)	72
91 Colorado St.-Pueblo	74
90 Adams St. †	97
95 South Dakota †	88
70 Winona St.	81

Nickname: Antelopes, Lopers
 Colors: Royal Blue & Light Old Gold
 Arena: Health & Sports Center
 Capacity: 6,000; Year Built: 1990
 AD: Jon McBride
 SID: Peter Yazvac

NEB.-OMAHA

Omaha, NE 68182 II

Coach: Derrin Hansen, Neb. Wesleyan 1991

2006-07 RESULTS (12-16)

64 Mary †	61
63 Rockhurst †	76
88 Mo. Western St.	95
93 Chadron St.	67
58 Quincy	62
95 Peru St.	85
69 Regis (Colo.) †	67
66 Colorado St.-Pueblo	60
80 York (Neb.)	68
55 Emporia St.	78
91 Midland Lutheran	69
80 Doane	61
94 Dana	60
76 Concordia-St. Paul	79
60 Augustana (S.D.)	83
79 Minn. Duluth	68
78 South Dakota	93
73 North Dakota	75
64 Augustana (S.D.)	62
67 St. Cloud St.	76
67 South Dakota	86
62 St. Cloud St.	75
59 Minn. St. Mankato	62
71 Neb.-Kearney	87
52 North Dakota	50
64 Minn. Duluth	69
58 Minn. St. Mankato	80
52 St. Cloud St.	63

Nickname: Mavericks
 Colors: Black & Crimson
 Arena: UNO Fieldhouse
 Capacity: 3,500; Year Built: 1950
 AD: Thomas A Frette
 SID: Gary Anderson

NEB. WESLEYAN

Lincoln, NE 68504-2796 III

Coach: Cam Schuknecht, Wartburg 1998

2006-07 RESULTS (8-19)

73 St. Scholastica †	72
101 Finlandia †	57
70 Concordia (Neb.)	65
89 St. Scholastica	79
58 Wartburg	81
73 Hastings	80
62 Morningside	78
54 Dana	61
66 Sioux Falls	81
66 Simpson	68

61 St. Mary's (Minn.)	76
63 St. Olaf	82
61 Doane	70
78 Northwestern (Iowa)	92
76 Midland Lutheran	66
73 Briar Cliff (Iowa)	77
58 Concordia (Neb.)	73
71 Dordt	83
55 Hastings	65
65 Mt. Marty	68
62 Doane	72
53 Dakota Wesleyan	74
69 Midland Lutheran	82
87 Dana	71
78 Briar Cliff (Iowa)	66
79 UC Santa Cruz	52
49 Chapman	64

Nickname: Prairie Wolves
 Colors: Gold, Brown & Black
 Arena: Snyder Arena
 Capacity: 2,350; Year Built: 1995
 AD: Ira Zeff
 SID: Karl Skinner

NEUMANN

Aston, PA 19014-1298 III

Coach: Corey Stitzel, Elizabethtown 2002

2006-07 RESULTS (13-13)

73 Catholic †	85
68 Adrian †	62
80 Wesley	69
72 Elizabethtown	69
77 Marywood	62
67 Arcadia	62
73 Eastern	79
65 Richard Stockton †	68
113 Pa. Col. of Bible †	61
50 Shippensburg	72
68 Rowan	79
75 Misericordia	79
67 Gwynedd-Mercy	71
61 Alvernia	60
74 Cabrini	73
99 Marywood	69
60 Arcadia	49
82 Wesley	62
70 Immaculata	74
68 Eastern	82
59 Alvernia	71
90 Gwynedd-Mercy	75
62 Misericordia	68
61 Cabrini	63
67 Immaculata	65
67 Eastern	77

Nickname: Knights
 Colors: Blue, Gold & White
 Arena: Bruder Gym
 Capacity: 350; Year Built: 1985
 AD: Chuck Sack
 SID: Leigh Matejkovic

NEVADA

Reno, NV 89557 I

Coach: Mark Fox, Eastern N.M. 1991

2006-07 RESULTS (29-5)

85 Alas. Anchorage	62
75 Oregon St.	47
82 Ark.-Pine Bluff	63
83 UC Irvine	64
78 Santa Clara	70
86 La.-Lafayette	74
77 California †	71
49 UNLV	58
76 St. Mary's (Cal.)	58
60 Pacific	53
73 Akron	71
89 Maine	69
82 Gonzaga †	74
81 Idaho	55
90 Boise St.	86

72 San Jose St.	63
68 Hawaii	66
85 Fresno St.	75
73 New Mexico St.	80
84 Louisiana Tech	67
79 Utah St.	62
79 Louisiana Tech	71
69 Hawaii	68
81 Fresno St.	68
68 San Jose St.	60
79 UNI	64
84 Idaho	68
95 Boise St.	81
77 Utah St.	79
69 New Mexico St.	65
88 Idaho †	56
77 Utah St. †	79
77 Creighton †	71
62 Memphis †	78

Nickname: Wolf Pack
 Colors: Silver & Blue
 Arena: Lawlor Events Center
 Capacity: 11,200; Year Built: 1983
 AD: Cary Groth
 SID: Rhonda Lundin

UNLV

Las Vegas, NV 89154 I

Coach: Lon Kruger, Kansas St. 1975

2006-07 RESULTS (30-7)

73 Hawaii	59
82 Eastern Wash.	79
76 UC Santa Barbara	79
83 Washburn	55
96 San Francisco	88
75 Arizona	89
93 Northern Ariz. †	53
61 Hawaii	58
58 Nevada	49
67 A&M-Corpus Christi	57
103 Norfolk St.	56
74 South Fla.	59
62 Minnesota	58
74 Texas Tech	66
78 Houston	62
97 Utah	94
50 Air Force	56
76 Wyoming	86
83 BYU	75
75 TCU	66
68 San Diego St.	61
76 New Mexico	72
76 Colorado St.	59
63 BYU	90
82 TCU	67
80 Wyoming	70
52 San Diego St.	67
70 Utah	57
60 Air Force	50
85 New Mexico	83
65 Colorado St.	47
80 Utah	54
88 Colorado St.	72
78 BYU	70
67 Georgia Tech †	63
74 Wisconsin †	68
72 Oregon †	76

Nickname: Rebels
 Colors: Scarlet & Gray
 Arena: Thomas & Mack Center
 Capacity: 18,500; Year Built: 1983
 AD: Mike Hamrick
 SID: Andy Grossman

NEW ENGLAND

Biddeford, ME 04005 III

Coach: Jon Hayes, Me.-Farmington 1997

2006-07 RESULTS (5-20)

59 Norwich †	76
40 Hartwick †	63

75 Bowdoin	81
55 Colby	79
46 Eastern Nazarene	41
55 Endicott	68
79 Me.-Farmington	88
51 Southern Me.	83
53 Middlebury	79
74 Curry	73
46 Bates	90
66 Wentworth Inst.	72
51 Endicott	58
65 New England Col.	80
57 Roger Williams	61
64 Colby-Sawyer	62
50 Anna Maria	69
58 Salve Regina	55
33 Gordon	66
62 Wentworth Inst.	75
65 Nichols	74
77 New England Col.	79
64 St. Joseph's (Me.)	81
73 Colby-Sawyer	67
38 Gordon	76

Nickname: Nor'easters
 Colors: Royal & Grey
 Arena: Campus Center
 Capacity: 1,500; Year Built: 1989
 AD: Kimberly J. Allen
 SID: Curt Smyth

NEW ENGLAND COL.

Henniker, NH 03242-3293 III

Coach: Charles Mason, Concordia-M'head 1991

2006-07 RESULTS (10-15)

117 Me.-Presque Isle	95
92 Framingham St.	79
69 Rivier	84
77 Keene St. †	92
96 Thomas (Me.)	80
76 Gordon	89
95 Daniel Webster	80
78 Castleton	81
83 Johnson St.	58
66 Wentworth Inst.	67
60 Gordon	86
91 Eastern Nazarene	82
80 New England	65
87 Newbury	90
74 Anna Maria	75
120 Colby-Sawyer	96
85 Roger Williams	95
79 Colby-Sawyer	91
64 Endicott	83
61 Salve Regina	89
79 New England	77
85 Curry	93
75 Wentworth Inst.	87
82 Endicott	70
97 Nichols	108

Nickname: Pilgrims
 Colors: Scarlet & Royal Blue
 Arena: Bridges Gym
 Capacity: 400; Year Built: 1965
 AD: Lori Runksmeyer
 SID: Renee Hellert

NEW HAMPSHIRE

Durham, NH 03824 I

Coach: Bill Herrion, Merrimack 1981

2006-07 RESULTS (10-20)

47 Boston College	86
69 Franklin Pierce	70
66 Central Conn. St.	73
64 Robert Morris	77
64 Quinnipiac	59
81 Harvard	83
62 Long Island	70
48 Rutgers	55
41 Northeastern	51
67 Iona	52

65	Elon †	64
52	Kent St.	74
47	Albany (N.Y.)	69
73	Maine	68
60	Vermont	62
72	Hartford	59
29	Boston U.	53
65	Dartmouth	61
75	Binghamton	72
69	Stony Brook	56
44	UMBC	45
64	Albany (N.Y.)	71
79	Vermont	82
56	Maine	65
46	Hartford	62
60	Boston U.	55
49	Stony Brook	67
37	Binghamton	66
64	UMBC	51
47	Albany (N.Y.) †	64

Nickname: Wildcats
 Colors: Blue & White
 Arena: Lundholm Gymnasium
 Capacity: 3,500; Year Built: 1961
 AD: Marty Scarano
 SID: Scott Stapin

NEW HAVEN

West Haven, CT 06516-1999 II

Coach: Al Seibert, Fredonia St. 1985

2006-07 RESULTS (9-19)

54	Mass.-Lowell	70
73	Franklin Pierce †	59
79	St. Michael's	91
69	Mercy	76
69	Bridgeport	81
67	Queens (N.Y.)	84
54	NYIT	74
62	Bentley	81
61	Post	83
61	Adelphi	59
64	Dowling	72
53	American Int'l	68
65	C.W. Post	81
62	Molloy	75
54	St. Thomas Aquinas	65
72	Concordia (N.Y.)	62
70	Mercy	60
49	Bridgeport	60
73	Queens (N.Y.)	65
55	Molloy	73
61	NYIT	80
60	Adelphi	74
78	Dowling	64
77	C.W. Post	68
71	Southern N.H.	86
61	St. Thomas Aquinas	53
73	Concordia (N.Y.)	66
59	NYIT	66

Nickname: Chargers
 Colors: Blue & Gold
 Arena: Charger Gymnasium
 Capacity: 2,500; Year Built: 1971
 AD: Deborah Chin
 SID: Matt McCullough

NEW JERSEY CITY

Jersey City, NJ 07305-1597 III

Coach: Charles Brown, New Jersey City 1965

2006-07 RESULTS (19-10)

90	Staten Island †	77
91	Gwynedd-Mercy †	76
98	Briarcliffe (N.Y.)	65
81	John Jay	70
84	Lincoln (Pa.)	92
70	TCNJ	72
72	Rutgers-Newark	77
67	Kean	59
78	Farmingdale St.	83
62	Albright †	76

113	Hampden-Sydney	120
59	Lycoming †	56
71	Albright	94
56	Wm. Paterson	42
76	Montclair St.	63
64	Richard Stockton	53
73	Ramapo	66
95	Rowan	82
76	City Tech	58
77	Rutgers-Newark	56
69	Rutgers-Camden	46
71	Wm. Paterson	60
90	Montclair St.	66
76	Lincoln (Pa.)	79
79	Ramapo	64
79	Rutgers-Newark	69
81	Ramapo	83
88	FDU-Florham	71
69	Richard Stockton	80

Nickname: Gothic Knights
 Colors: Green & Gold
 Arena: John J. Moore Athletics & Fitness Center
 Capacity: 2,000; Year Built: 1994
 AD: Alice De Fazio
 SID: Ira Thor

NJIT

Newark, NJ 07102 II

Coach: James Paul Casciano, Drexel 1974

2006-07 RESULTS (5-24)

56	Manhattan	55
63	Rider	52
60	Columbia	73
57	St. Peter's †	75
40	Siena	64
50	American	75
58	Maine	68
57	Lafayette	76
40	Army	60
61	Stony Brook	65
50	St. John's (N.Y.)	68
63	UCF	75
66	James Madison †	70
50	Navy	52
58	Cornell	69
59	Longwood	55
65	IPFW	82
59	La Salle	78
63	Siena	87
55	Utah Valley St.	86
60	Tex.-Pan American	72
67	South Dakota St.	62
57	North Dakota St.	80
47	IPFW	52
78	Longwood	74
47	Utah Valley St.	77
58	Tex.-Pan American	70
52	North Dakota St.	104
61	South Dakota St.	71

Nickname: Highlanders
 Colors: Red & White
 Arena: Fleisher Athletic Center
 Capacity: 1,500; Year Built: 1960
 AD: Leonard Kaplan
 SID: Tim Camp

TCNJ

Ewing, NJ 08628-0718 III

Coach: John Castaldo, TCNJ 1982

2006-07 RESULTS (12-14)

44	King's (Pa.) †	67
79	Pa. Col. of Bible †	56
61	Keystone	58
48	John Carroll †	80
62	Huntingdon †	36
72	New Jersey City	70
49	Scranton	71
69	Kean	72
65	Montclair St.	54

109	Muhlenberg	105
63	St. Mary's (Md.)	64
70	Valley Forge Chrst.	53
93	St. Mary's (Md.) †	73
64	DeSales	76
57	Richard Stockton	66
59	Rowan	68
73	Brooklyn	51
65	Rutgers-Camden	62
56	Wm. Paterson	53
52	Rutgers-Newark	76
57	Kean	75
55	Ramapo	74
58	Richard Stockton	66
61	Rowan	81
70	Rutgers-Camden	56
61	Ramapo	77

Nickname: Lions
 Colors: Blue & Gold
 Arena: Packer Hall
 Capacity: 1,200; Year Built: 1962
 AD: Kevin A. McHugh
 SID: Ann King

NEW MEXICO

Albuquerque, NM 87131 I

Coach: Ritchie McKay, Seattle Pacific 1987

2006-07 RESULTS (15-17)

91	Abilene Christian	54
92	Sacramento St.	56
106	Colorado	65
78	Kansas St.	54
79	New Mexico St.	76
63	UTEP	87
72	New Mexico St.	103
86	N.C. A&T	78
79	Longwood	60
76	Charleston So.	69
71	Wichita St. †	68
56	Kansas St. †	72
91	Alcorn St.	59
101	Pepperdine	96
68	Texas Tech	70
52	TCU	64
79	Colorado St.	88
57	Air Force	65
86	Utah	82
68	San Diego St.	73
49	BYU	70
72	UNLV	76
91	Wyoming	83
70	Colorado St.	66
51	Air Force	60
83	BYU	96
74	TCU	58
74	San Diego St.	81
91	Utah	93
83	UNLV	85
67	Wyoming	76
54	TCU †	62

Nickname: Lobos
 Colors: Cherry & Silver
 Arena: The Pit/Bob King Court
 Capacity: 18,018; Year Built: 1966
 AD: Paul Krebs
 SID: Greg Remington

N.M. HIGHLANDS

Las Vegas, NM 87701 II

Coach: Greg Berry, Bradley 1968

2006-07 RESULTS (4-23)

59	Okla. Panhandle	77
71	Wayland Baptist	88
71	Eastern N.M.	81
64	West Tex. A&M	83
75	Lubbock Chrst. †	95
61	Wayland Baptist †	78
104	Chadron St.	96
60	Neb.-Kearney	97
60	Colorado Mines	70

63	Eastern N.M.	90
67	Regis (Colo.)	64
77	UC-Colo. Springs	78
77	Metro St.	108
75	Colo. Christian	87
58	Colorado St.-Pueblo	67
70	Adams St.	95
63	West Tex. A&M	92
74	Mesa St.	72
61	Fort Lewis	98
52	Western N.M.	57
71	Western St.	63
68	Fort Lewis	78
59	Mesa St.	89
83	Western N.M.	90
51	Western St.	67
79	Adams St.	87
79	Colorado St.-Pueblo	80

Nickname: Cowboys
 Colors: Purple & White
 Arena: John A. Wilson Complex
 Capacity: 5,000; Year Built: 1986
 AD: Ben Santistevan
 SID: Dan Corbett

NEW MEXICO ST.

Las Cruces, NM 88003 I

Coach: Reggie Theus, UNLV 2002

2006-07 RESULTS (25-9)

76	Pacific	74
69	Loyola Marymount	71
87	Arizona	102
76	New Mexico	79
80	Chicago St.	74
89	San Francisco	78
103	New Mexico	72
71	UTEP	69
78	Ark.-Pine Bluff	62
68	UTEP	62
100	Western N.M.	76
107	Norfolk St.	84
88	Chicago St.	78
92	Hawaii	86
74	San Jose St.	68
61	Idaho	56
73	Boise St.	69
71	Louisiana Tech	73
80	Nevada	73
84	Idaho	66
85	San Jose St.	78
78	Boise St.	68
63	Utah St.	75
69	Fresno St.	75
77	Hawaii	68
71	Ohio	72
76	Utah St.	73
58	Fresno St.	60
79	Louisiana Tech	64
65	Nevada	69
77	Louisiana Tech	70
88	Boise St.	69
72	Utah St.	70
67	Texas †	79

Nickname: Aggies
 Colors: Crimson & White
 Arena: Pan American Center
 Capacity: 13,071; Year Built: 1968
 AD: McKinley Boston Jr.
 SID: Garret Ward

NEW ORLEANS

New Orleans, LA 70148 I

Coach: Buzz Williams, Oklahoma City 1994

2006-07 RESULTS (14-17)

65	Vermont †	82
73	Hampton †	74
66	Jacksonville St.	54
64	Tulane	78
50	Florida St.	69
64	Lamar	62

67	Northwestern St.	71
77	Mississippi	85
76	Texas-Tyler	52
80	La.-Lafayette	76
97	North Texas	93
63	Mississippi St. †	89
76	Denver	66
84	Tulane	77
86	Fla. Atlantic	93
82	Ark.-Little Rock	73
66	La.-Monroe	68
67	Middle Tenn.	76
86	Troy	85
70	Western Ky.	73
77	Florida Int'l	67
58	South Ala.	76
64	La.-Lafayette	67
64	North Texas	62
89	Denver	66
79	Arkansas St.	90
77	Fla. Atlantic	98
64	Ark.-Little Rock	65
88	La.-Monroe	75
77	Ark.-Little Rock	70
74	Arkansas St. †	81

Nickname: Privateers
 Colors: Royal Blue & Silver
 Arena: Kiefer Lakefront Arena
 Capacity: 8,933; Year Built: 1983
 AD: James W. Miller
 SID: Rob Broussard

NEW PALTZ ST.

New Paltz, NY 12561-2499..... III

Coach: Doug Pasquerella, Cortland St. 1996

2006-07 RESULTS (11-14)

94	Brooklyn	63
72	Vassar	77
108	Bard †	86
61	Fredonia St.	58
71	Buffalo St.	76
85	SUNYIT	87
76	John Jay	68
81	Bethany (Cal.)	71
86	Chaminade	101
83	Old Westbury	80
73	Potsdam St.	61
66	Plattsburgh St.	86
83	SUNYIT	94
54	Geneseo St.	71
75	Geneseo St.	71
81	Brockport St.	109
70	Cortland St.	73
65	Baruch	64
57	Oneonta St.	75
91	Morrisville St.	61
87	Oswego St.	92
83	Buffalo St.	96
69	Oneonta St.	69
75	Potsdam St.	66
66	Plattsburgh St.	71

Nickname: Hawks
 Colors: Orange & Blue
 Arena: Elting Gymnasium
 Capacity: 2,200; Year Built: 1964
 AD: Stuart Robinson
 SID: Janelle Feuz

CITY TECH

Brooklyn, NY 11201..... III

Coach: Otis Fenn, City Tech 1975

2006-07 RESULTS (7-19)

66	Amherst	101
66	Polytechnic (N.Y.) †	63
52	Wm. Paterson	78
65	Union (N.Y.)	90
73	Ramapo	91
49	Staten Island	73
71	CCNY	79
46	FDU-Florham	85

65	St. Joseph's (L.I.)	78
79	Kean	85
62	Lehman	57
93	Brooklyn	88
76	Medgar Evers	62
54	Baruch	63
67	York (N.Y.)	86
66	Rutgers-Newark	73
72	John Jay	75
58	Brooklyn	61
77	Vassar	85
70	Staten Island	58
58	New Jersey City	76
71	Hunter	67
61	Farmingdale St.	83
61	Medgar Evers	64
82	York (N.Y.)	79
61	CCNY	70

Nickname: Yellow Jackets
 Colors: Royal Blue & Gold
 AD: Jerry Albig
 SID: Gregg Cohen

SUNYIT

Utica, NY 13504-3050..... III

Coach: Tom Murphy, Springfield 1960

2006-07 RESULTS (17-12)

110	Keuka †	60
82	Utica	99
101	Mt. St. Vincent	76
90	Paul Smith	66
93	Cortland St.	88
57	Oswego St.	85
87	New Paltz St.	85
76	Utica	99
75	St. Joseph's (L.I.) †	74
62	Wis.-Stout †	79
88	Cazenovia	81
76	Potsdam St.	88
85	Buffalo St.	99
71	Oneonta St.	74
94	New Paltz St.	83
62	Morrisville St.	54
72	Fredonia St.	56
84	Buffalo St.	80
76	Plattsburgh St.	91
70	Geneseo St.	63
90	Potsdam St.	79
79	Oneonta St.	74
74	Fredonia St.	78
108	Brockport St.	114
89	Plattsburgh St.	84
90	Oneonta St.	73
89	Brockport St.	104
96	Clarkson	84
84	Oswego St. †	91

Nickname: Wildcats
 Colors: Royal Blue & Grey
 Arena: Campus Center Gym
 Capacity: 1,400; Year Built: 1987
 AD: Kevin Grimmer
 SID: Jim Lipocky

NYIT

Old Westbury, NY 11568-8000..... II

Coach: Sal Lagano, Hofstra 1988

2006-07 RESULTS (20-9)

42	Bentley †	71
75	St. Anselm †	85
81	Wilmington (Del.)	63
76	Goldey-Beacom	82
92	Adelphi	85
59	St. Thomas Aquinas	51
59	Mercy	51
74	New Haven	54
77	Northwood (Fla.) †	62
73	Mass.-Lowell	71
91	Concordia (N.Y.)	76
66	Bridgeport	58
71	Queens (N.Y.)	73
64	Dowling	52

88	Molloy	89
87	C.W. Post	85
72	Adelphi	75
65	Southern N.H.	62
61	St. Thomas Aquinas	47
86	Mercy	68
80	New Haven	61
68	Concordia (N.Y.)	63
62	Bridgeport	68
96	Queens (N.Y.)	87
68	Dowling	60
76	Molloy	68
60	C.W. Post	70
66	New Haven	59
59	Adelphi †	65

Nickname: Bears
 Colors: Navy Blue
 Arena: Recreation Hall
 Capacity: 500; Year Built: 1955
 AD: Clyde Doughty Jr.
 SID: Ben Arcuri

NEW YORK U.

New York, NY 10012..... III

Coach: Joe Nesci, Brooklyn 1979

2006-07 RESULTS (22-6)

73	Alfred	44
63	Emerson	49
77	Potsdam St.	67
56	York (N.Y.)	36
92	Medgar Evers	53
76	Stevens Institute	67
77	Polytechnic (N.Y.)	53
85	Old Westbury	55
74	Clark (Mass.)	64
86	Mt. St. Vincent	47
64	Carnegie Mellon	68
70	Rochester (N.Y.)	61
48	Brandeis	52
94	Hunter	59
69	Emory	50
69	Case Reserve	52
60	Chicago	62
78	Washington-St. Louis	79
73	Washington-St. Louis	57
79	Chicago	76
53	Rochester (N.Y.)	58
78	Carnegie Mellon	57
65	Case Reserve	47
69	Emory	66
67	Brandeis	76
87	St. Joseph's (L.I.)	68
82	Rutgers-Newark	72
58	Richard Stockton	55

Nickname: Violets
 Colors: Purple & White
 Arena: Coles Sports Center
 Capacity: 1,900; Year Built: 1981
 AD: Christopher Bledsoe
 SID: Jeffrey Bernstein

NEWBERRY

Newberry, SC 29108..... II

Coach: Shaun Golden, Georgia 1993

2006-07 RESULTS (12-15)

78	Limestone †	79
61	S.C. Upstate	64
93	Allen	59
57	Lander	78
55	Kennesaw St.	68
84	Francis Marion	68
52	Erskine	51
68	Anderson (S.C.)	56
89	Wingate	79
63	Carson-Newman	60
75	Mars Hill	80
54	Lenoir-Rhyne	61
77	Lincoln Memorial	79
57	Clafin	54
64	Tusculum	76
83	Catawba	77

43	Presbyterian	70
78	Carson-Newman	67
64	Mars Hill	53
71	Brevard	63
54	Lenoir-Rhyne	63
80	Catawba	89
42	Tusculum	64
87	Wingate	84
29	Presbyterian	60
68	Lincoln Memorial	75
48	Presbyterian	56

Nickname: Indians
 Colors: Scarlet & Gray
 Arena: Eleazer Arena
 Capacity: 1,600; Year Built: 1981
 AD: Andy Carter
 SID: Ross Vaughn

NEWBURY

Brookline, MA 02445..... III

Coach: L.J. Harrington, Whittier 1985

2006-07 RESULTS (15-12)

60	Brandeis	73
70	Colby-Sawyer †	74
68	Anna Maria	70
77	Albertus Magnus	71
52	Babson †	69
79	Lyndon St. †	64
61	Salem St.	73
75	Mass. Liberal Arts †	61
75	Bard	72
77	Clark (Mass.)	81
62	Green Mountain	41
58	Eastern Nazarene	53
77	Worcester St.	70
90	New England Col.	87
55	Wentworth Inst.	66
70	Gordon	69
62	MIT	71
74	Lesley	67
55	Curry	76
86	Mitchell	72
62	Fitchburg St.	54
65	St. Joseph's (Me.)	82
80	Daniel Webster	71
75	Mitchell	80
74	St. Joseph's (Me.)	68
72	Lincoln (Pa.) †	84
92	Mitchell †	52

Nickname: Nighthawks
 Colors: Green & Gold
 Arena: Papas Gynasium
 Capacity: 300; Year Built: 1950
 AD: Peter Centola
 SID: Peter Centola

NIAGARA

Niagara University, NY 14109..... I

Coach: Joe Mihalich, La Salle 1978

2006-07 RESULTS (23-12)

66	Binghamton	74
58	Valparaiso	70
48	Akron	63
74	St. Bonaventure	63
62	Buffalo	74
69	Siena	81
64	St. John's (N.Y.)	86
78	Duquesne	74
79	Iona	58
80	Central Mich.	73
53	Delaware †	71
67	Holy Cross †	61
88	La Salle	82
88	St. Peter's	55
81	Siena	92
85	Fairfield	76
95	Loyola (Md.)	96
80	Rider	79
86	Marist	91
81	Iona	80
83	Marist	75

56	Fairfield	68
81	Manhattan	70
79	Canisius	61
63	St. Peter's	59
76	Manhattan	74
89	Canisius	88
90	Liberty	81
73	Loyola (Md.)	71
89	Rider	77
77	Rider †	52
89	Loyola (Md.) †	79
83	Siena †	79
77	Florida A&M †	69
67	Kansas †	107

Nickname: Purple Eagles
 Colors: Purple and White
 Arena: Gallagher Center
 Capacity: 2,400; Year Built: 1949
 AD: Ed McLaughlin
 SID: Michele Schmidt

NICHOLLS ST.

Thibodaux, LA 70310 I

Coach: J.P. Piper, Southeastern La. 1991

2006-07 RESULTS (8-22)

55	Mississippi St.	90
63	UNI †	68
74	Washington	102
83	Pepperdine †	98
42	LSU	96
60	Texas	91
80	Mississippi	100
87	Auburn	92
71	Centenary (La.)	84
71	North Texas	74
76	Xavier (La.)	63
55	Lipscomb	75
40	Vanderbilt	76
83	La-Monroe	87
55	Stephen F. Austin	61
61	Sam Houston St.	81
83	Texas-Arlington	81
82	Texas St.	67
69	Southeastern La.	75
88	Northwestern St.	98
53	Central Ark.	64
82	Lamar	89
61	McNeese St.	53
91	A&M-Corpus Christi	107
65	UTSA	54
74	Southeastern La.	72
93	Northwestern St.	92
66	Central Ark.	70
105	Lamar	90
76	McNeese St.	77

Nickname: Colonels
 Colors: Red & Grey
 Arena: David Stopher Gymnasium
 Capacity: 3,800; Year Built: 1967
 AD: Robert J. Bernardi
 SID: Brandon Rizzuto

NICHOLS

Dudley, MA 01571-5000 III

Coach: Dave Sokolnicki, Nichols 1997

2006-07 RESULTS (14-11)

91	Worcester St. †	65
64	WPI †	83
77	Westfield St.	84
79	Fitchburg St.	67
68	Curry	73
68	Anna Maria	52
76	Worcester St.	81
90	Wesleyan (Conn.)	87
66	Western New Eng.	61
49	Roger Williams	82
71	Curry	74
77	Colby-Sawyer	80
64	Wentworth Inst.	79
77	Salve Regina	65
70	Eastern Nazarene	52

95	Becker	71
66	Gordon	74
71	Eastern Nazarene	58
74	New England	65
95	Anna Maria	83
76	Salve Regina	74
72	Endicott	101
65	Roger Williams	60
108	New England Col.	97
57	Endicott	67

Nickname: Bison
 Colors: Black, White and Green
 Arena: Chalmers Field House
 Capacity: 800; Year Built: 2000
 AD: Charlyn Robert
 SID: Kristin DiChiario

NORFOLK ST.

Norfolk, VA 23504 I

Coach: Dwight Freeman, Western St. 1982

2006-07 RESULTS (11-19)

36	Oklahoma	99
54	Longwood	65
49	Iowa St.	57
74	Hampton	72
64	Fla. Atlantic	77
47	Air Force	70
56	South Fla. †	87
56	UNLV	103
82	A&M-Corpus Christi †	98
84	New Mexico St.	107
74	Md.-East. Shore	62
71	Florida A&M	81
68	Bethune-Cookman	65
62	Coppin St.	61
68	Morgan St.	54
71	Winston-Salem	81
56	Delaware St.	66
60	N.C. A&T	80
62	South Carolina St.	56
81	Florida A&M	68
66	Bethune-Cookman	52
70	Coppin St.	77
61	Morgan St.	71
61	Delaware St.	72
52	Hampton	66
99	N.C. A&T	104
70	South Carolina St.	65
69	Howard	68
81	Md.-East. Shore †	70
66	N.C. A&T †	81

Nickname: Spartans
 Colors: Green & Gold
 Arena: Echols Memorial Hall
 Capacity: 7,000; Year Built: 1982
 AD: Marty L. Miller
 SID: Matt Michalec

NORTH ALA.

Florence, AL 35632-0001 II

Coach: Bobby Champagne, South Ala. 1990

2006-07 RESULTS (15-14)

94	Lynn	84
94	Southern Ark.	70
107	Nova Southeastern	108
69	Barry †	71
74	Clayton St.	80
84	Delta St.	90
96	Harding	103
79	Arkansas Tech	78
79	Harding	68
94	Christian Bros.	107
98	Ouachita Baptist	94
94	Arkansas Tech	91
64	Southern Ark.	79
94	Northern Ky.	100
78	Ouachita Baptist	64
101	Montevallo	94
69	West Ala.	79

77	Valdosta St.	63
89	West Fla.	60
73	West Ga.	81
92	Ala.-Huntsville	88
85	West Fla.	78
65	Valdosta St.	73
109	West Ala.	85
95	Montevallo	98
80	West Ga.	84
89	Ala.-Huntsville	73
78	Christian Bros. †	71
71	Montevallo †	98

Nickname: Lions
 Colors: Purple & Gold
 Arena: Flowers Hall
 Capacity: 3,500; Year Built: 1972
 AD: Joel W. Erdmann
 SID: Jeff Hodges

NORTH CAROLINA

Chapel Hill, NC 27515 I

Coach: Roy Williams, North Carolina 1972

2006-07 RESULTS (31-7)

103	Sacred Heart †	81
73	Winthrop †	66
103	Gardner-Webb	50
74	Gonzaga †	82
101	Tennessee †	87
98	Ohio St.	89
75	Kentucky	63
94	High Point	69
93	UNC Asheville	62
105	Fla. Atlantic	52
69	St. Louis	48
87	Rutgers	48
81	Dayton	51
102	Penn	64
84	Florida St.	58
79	Virginia	69
88	Virginia Tech	94
77	Clemson	55
77	Georgia Tech	61
88	Wake Forest	60
92	Arizona	64
105	Miami (Fla.)	64
79	North Carolina St.	83
79	Duke	73
104	Wake Forest	67
80	Virginia Tech	81
77	Boston College	72
83	North Carolina St.	64
87	Maryland	89
77	Georgia Tech	84
86	Duke	72
73	Florida St. †	58
71	Boston College †	56
89	North Carolina St. †	80
86	Eastern Ky. †	65
81	Michigan St. †	67
74	Southern California †	64
84	Georgetown †	96

Nickname: Tar Heels
 Colors: Carolina Blue & White
 Arena: Smith Center
 Capacity: 21,800; Year Built: 1986
 AD: Richard Baddour
 SID: Steve Kirschner

N.C. A&T

Greensboro, NC 27411 I

Coach: Jerry Eaves, Louisville 1986

2006-07 RESULTS (15-17)

80	Missouri	101
69	Stetson †	72
49	Army †	63
66	Dayton	79
98	Mars Hill	66
71	Longwood	59
67	South Carolina St.	77
92	St. Andrews	58

78	New Mexico	86
66	Arizona St.	71
83	Ohio †	95
71	Baylor	91
80	SMU	76
80	Md.-East. Shore	66
70	Howard	66
52	Bethune-Cookman	57
82	Florida A&M	78
69	Coppin St.	60
60	Morgan St.	69
80	Norfolk St.	60
64	Hampton	70
70	Md.-East. Shore	57
75	Howard	80
55	Bethune-Cookman	58
90	Florida A&M	82
58	Coppin St.	64
91	Morgan St.	79
104	Norfolk St.	99
79	Hampton	76
53	Delaware St.	62
81	Norfolk St. †	66
66	Florida A&M †	74

Nickname: Aggies
 Colors: Blue & Gold
 Arena: Ellis Corbett Sports Center
 Capacity: 5,700; Year Built: 1978
 AD: Dee Todd
 SID: Brian Holloway

UNC ASHEVILLE

Asheville, NC 28804-3299 I

Coach: Eddie Biedenbach, North Carolina St. 1968

2006-07 RESULTS (12-19)

87	Montreat	72
46	Western Caro.	61
76	Duquesne	77
64	Virginia	81
54	Eastern Ky.	73
69	Lenoir-Rhyne	59
75	Furman	67
73	Charlotte	81
84	Tusculum	66
62	North Carolina	93
65	East Tenn. St.	73
77	South Carolina St.	79
51	South Carolina	71
51	Louisville	66
84	Liberty	77
60	Coastal Caro.	68
64	High Point	90
42	Winthrop	61
77	Radford	67
97	VMI	102
53	Charleston So.	40
65	Liberty	80
69	Winthrop	88
78	Brevard	70
88	VMI	102
67	High Point	69
78	Radford	68
82	Coastal Caro.	77
73	Charleston So.	56
77	Coastal Caro.	64
60	Winthrop	79

Nickname: Bulldogs
 Colors: Royal Blue & White
 Arena: Charlie Justice Center
 Capacity: 1,100; Year Built: 1963
 AD: Janet Cone
 SID: Mike Gore

N.C. CENTRAL

Durham, NC 27707 II

Coach: Henry Dickerson, Charleston (W.V.) 1973

2006-07 RESULTS (13-15)

95	Columbus St.	82
67	Barton	65

47	East Caro.....	68
67	St. Paul's.....	70
66	Elizabeth City St.....	93
77	Augusta St.....	76
66	Shaw.....	49
66	North Georgia †.....	58
63	Columbus St.....	74
68	Fayetteville St.....	71
64	Bowie St.....	85
58	Shaw.....	54
61	St. Augustine's.....	63
75	Livingstone.....	64
67	Virginia St.....	91
64	St. Augustine's †.....	75
55	Johnson C. Smith.....	60
66	Virginia St.....	65
60	Fayetteville St.....	67
53	Virginia Union.....	62
59	Livingstone.....	51
77	Elizabeth City St.....	71
80	Bowie St.....	75
56	Virginia Union.....	63
86	St. Paul's.....	70
54	Johnson C. Smith.....	61
75	St. Paul's †.....	74
68	Virginia Union †.....	79

Nickname: Eagles
 Colors: Maroon & Gray
 Arena: McLendon-McDougald Gym
 Capacity: 3,000; Year Built: 1955
 AD: William Hayes
 SID: Kyle Serba

UNC GREENSBORO

Greensboro, NC 27402-6170..... I

Coach: Mike Dement, East Caro. 1976

2006-07 RESULTS (16-14)

80	Marshall.....	82
56	Penn St.....	69
48	Duke.....	75
64	East Caro.....	72
79	Gardner-Webb.....	67
77	Wofford.....	54
64	Hampton.....	71
63	Davidson.....	66
91	Furman.....	86
79	St. Peter's.....	58
74	Delaware.....	64
68	Ga. Southern.....	47
93	North Carolina St.....	95
54	Western Caro.....	57
72	Elon.....	68
51	Virginia Tech.....	74
67	Chattanooga.....	57
80	Appalachian St.....	76
47	Citadel.....	44
69	Furman.....	54
65	Ga. Southern.....	62
65	Davidson.....	75
75	Wofford.....	80
59	Col. of Charleston.....	81
86	Elon.....	73
79	Western Caro.....	68
73	UNC Wilmington.....	66
66	Appalachian St.....	80
68	Chattanooga.....	61
71	Furman †.....	73

Nickname: Spartans
 Colors: Gold, White & Navy
 Arena: Michael B. Fleming Gym
 Capacity: 2,320; Year Built: 1989
 AD: Nelson E. Bobb
 SID: Mike Hirschman

UNC PEMBROKE

Pembroke, NC 28372-1510..... II

Coach: Jason Tinsley, Northwestern St. 1989

2006-07 RESULTS (6-22)

66	St. Andrews.....	76
72	Lees-McRae †.....	76

66	King (Tenn.) †.....	79
64	Fayetteville St.....	74
61	Queens (N.C.).....	69
53	Ouachita Baptist †.....	82
60	Fayetteville St.....	78
64	Chowan.....	61
57	Shaw.....	72
52	Lincoln Memorial.....	64
64	Chowan.....	76
69	North Georgia.....	56
54	Columbus St.....	69
70	S.C.-Aiken.....	45
37	GCSU.....	66
77	North Georgia.....	70
39	Lander.....	56
54	Clayton St.....	64
51	S.C.-Aiken.....	62
62	Armstrong Atlantic.....	60
54	Lander.....	62
51	Ga. Southwestern.....	48
48	Francis Marion.....	52
47	S.C. Upstate.....	64
57	Augusta St.....	80
70	Francis Marion.....	75
52	S.C. Upstate.....	69
53	GCSU †.....	68

Nickname: Braves
 Colors: Black & Gold
 Arena: English E. Jones Center
 Capacity: 3,000; Year Built: 1972
 AD: Dan Kenney
 SID: Matt Pellegrin

NORTH CAROLINA ST.

Raleigh, NC 27695-7001..... I

Coach: Sidney Lowe, North Carolina St. 1983

2006-07 RESULTS (20-16)

92	Wofford.....	88
63	Delaware St.....	43
78	Valparaiso.....	64
88	Gardner-Webb.....	76
74	Michigan.....	67
62	Virginia.....	67
60	West Virginia †.....	71
74	Savannah St.....	53
80	Mt. St. Mary's.....	65
75	Alabama.....	82
71	Cincinnati.....	80
64	East Caro.....	57
72	UNC Wilmington.....	51
95	UNC Greensboro.....	93
58	Boston College.....	74
76	Clemson.....	87
88	Wake Forest.....	74
56	Duke.....	79
58	Virginia.....	71
70	Virginia Tech.....	59
83	North Carolina.....	79
65	Georgia Tech.....	74
65	Miami (Fla.).....	80
70	Maryland.....	85
81	Virginia Tech.....	56
64	North Carolina.....	83
52	Florida St.....	78
73	Wake Forest.....	66
59	Maryland.....	79
85	Duke †.....	80
79	Virginia †.....	71
72	Virginia Tech †.....	64
80	North Carolina †.....	89
63	Drexel.....	56
69	Marist.....	62
66	West Virginia.....	71

Nickname: Wolfpack
 Colors: Red & White
 Arena: RBC Center
 Capacity: 19,722; Year Built: 1999
 AD: Lee G. Fowler
 SID: Annabelle Vaughan

N.C. WESLEYAN

Rocky Mount, NC 27804..... III

Coach: John Thompson, UNC Greensboro 1984

2006-07 RESULTS (12-15)

88	LaGrange †.....	110
81	Oglethorpe.....	99
79	Mary Washington.....	85
92	John Jay †.....	73
81	Southern Vt. †.....	75
114	Roanoke Bible.....	56
78	York (N.Y.).....	70
57	Piedmont.....	78
69	Hampden-Sydney.....	81
45	Warner Southern †.....	82
73	Flagler.....	83
116	Fla. Christian.....	87
87	Shenandoah.....	79
92	Chris. Newport.....	85
80	Greensboro.....	91
88	Methodist.....	86
72	Averett.....	81
79	Ferrum.....	83
83	Shenandoah.....	78
102	Chris. Newport.....	96
62	Greensboro.....	78
73	Methodist.....	79
73	Ferrum.....	86
53	Averett.....	70
71	Chris. Newport.....	69
84	Greensboro †.....	76
105	Averett †.....	108

Nickname: Battling Bishops
 Colors: Navy Blue & Vega Gold
 Arena: Everett Gymnasium
 Capacity: 1,200; Year Built: 1960
 AD: John M. Thompson
 SID: Rikki C. Rich

UNC WILMINGTON

Wilmington, NC 28403-3297..... I

Coach: Benny Moss, Charlotte 1992

2006-07 RESULTS (7-22)

88	Belmont †.....	83
75	Tennessee †.....	87
94	Campbell.....	100
70	Col. of Charleston.....	91
67	Colorado.....	55
51	Northeastern.....	58
59	East Caro.....	44
62	Missouri St.....	78
74	Toledo.....	77
51	North Carolina St.....	72
69	Hofstra.....	80
55	Drexel.....	69
34	George Mason.....	55
80	James Madison.....	66
54	Georgia St.....	59
65	VCU.....	74
61	Towson.....	75
50	Drexel.....	66
70	Old Dominion.....	86
65	George Mason.....	58
60	Georgia St.....	72
67	William & Mary.....	61
69	Delaware.....	78
55	William & Mary.....	61
68	VCU.....	78
66	UNC Greensboro.....	73
65	Hofstra.....	68
75	Delaware.....	66
52	Towson †.....	67

Nickname: Seahawks
 Colors: Teal, Navy & Gold
 Arena: Trask Coliseum
 Capacity: 6,100; Year Built: 1977
 AD: Kelly Landry Mehrtens
 SID: Joe Browning

NORTH CENTRAL (ILL.)

Naperville, IL 60566-7063..... III

Coach: Todd Raridon, Hastings 1980

2006-07 RESULTS (16-10)

97	East-West U.....	58
63	Bluffton †.....	49
85	Franklin.....	61
69	Aurora.....	85
64	Harris-Stowe †.....	73
85	Robert Morris-S'fiel †.....	75
74	Benedictine (Ill.).....	54
53	Lincoln (Pa.) †.....	75
66	Gwynedd-Mercy †.....	44
69	Albion.....	58
58	Judson (Ill.).....	49
52	Wheaton (Ill.).....	47
68	North Park.....	77
79	Millikin.....	72
69	Carthage.....	80
59	Augustana (Ill.).....	60
84	Elmhurst.....	98
79	Wheaton (Ill.).....	68
51	Ill. Wesleyan.....	65
82	Millikin.....	76
68	North Park.....	70
62	Carthage.....	60
89	Elmhurst.....	74
85	Augustana (Ill.).....	81
77	Ill. Wesleyan.....	70
67	Augustana (Ill.).....	74

Nickname: Cardinals
 Colors: Cardinal & White
 Arena: Gregory Arena
 Capacity: 3,000; Year Built: 1931
 AD: James L. Miller
 SID: Josh Hendricks

NORTH DAKOTA

Grand Forks, ND 58202..... II

Coach: Brian Jones, UNI 1994

2006-07 RESULTS (11-17)

75	Minn.-Crookston.....	62
72	Concordia-St. Paul †.....	76
63	Minn. St. Moorhead.....	70
84	Northern St.....	88
71	Wayne St. (Neb.) †.....	66
69	Southwest Minn. St.....	78
68	Mary.....	57
82	Mayville St.....	75
94	Bemidji St.....	49
90	Dickinson St.....	75
67	Mary.....	69
85	Minot St.....	67
79	Bemidji St.....	56
72	Western Ore.....	74
62	Central Wash. †.....	67
90	St. Cloud St.....	92
91	Minn. St. Mankato.....	92
54	South Dakota.....	70
75	Neb.-Omaha.....	73
65	Minn. St. Mankato.....	71
59	Augustana (S.D.).....	67
75	St. Cloud St.....	72
68	Augustana (S.D.).....	66
68	Minn. Duluth.....	73
68	South Dakota.....	69
50	Neb.-Omaha.....	52
67	Minn. Duluth.....	91
63	Minn. Duluth.....	85

Nickname: Fighting Sioux
 Colors: Kelly Green & White
 Arena: Betty Engelstad Sioux Center
 Capacity: 3,064; Year Built: 2004
 AD: Thomas Buning
 SID: Jayson Hajdu

NORTH DAKOTA ST.

Fargo, ND 58105-5600..... II

Coach: Tim Miles, Mary 1989

2006-07 RESULTS (20-8)

91 Idaho.....	76
49 Minnesota.....	63
81 Texas Tech.....	85
60 Furman.....	58
85 Green Bay.....	73
57 Princeton †.....	50
64 Marquette.....	60
81 Kansas St.....	83
79 Idaho.....	59
80 Colorado St.....	82
72 Southwest Minn. St.....	68
98 Mayville St.....	60
54 Iowa St.....	67
66 Eastern Mich.....	74
89 Valley City St.....	50
88 Mary.....	47
87 Winston-Salem.....	63
88 Tex.-Pan American.....	58
61 Utah Valley St.....	53
78 South Dakota St.....	60
69 IPFW.....	72
80 NJIT.....	57
64 Utah Valley St.....	66
74 Tex.-Pan American.....	63
83 Winston-Salem.....	68
86 South Dakota St.....	69
104 NJIT.....	52
73 IPFW.....	57

Nickname: Bison
 Colors: Yellow and Green
 Arena: Bison Sports Arena
 Capacity: 6,000; Year Built: 1970
 AD: Gene Taylor
 SID: Ryan Perreault

NORTH FLA.

Jacksonville, FL 32224-2645..... II

Coach: Matt Kilcullen, Lehman 1976

2006-07 RESULTS (3-26)

53 St. John's (N.Y.).....	74
50 Loyola (Md.) †.....	65
40 Florida.....	86
77 Concordia (N.Y.).....	72
44 Fla. Atlantic.....	59
39 Northwestern.....	40
32 Belmont.....	87
54 Lipscomb.....	68
44 William & Mary.....	61
61 Binghamton.....	79
65 Florida A&M.....	66
70 Skidmore.....	43
48 Campbell.....	78
52 Gardner-Webb.....	72
60 Jacksonville.....	64
58 East Tenn. St.....	77
57 Kennesaw St.....	77
60 Stetson.....	63
58 Mercer.....	77
49 Campbell.....	54
46 Gardner-Webb.....	72
47 Savannah St.....	49
61 Jacksonville.....	75
66 Kennesaw St.....	68
51 East Tenn. St.....	56
63 Stetson.....	74
59 Mercer.....	69
73 Lipscomb.....	64
54 Belmont.....	74

Nickname: Ospreys
 Colors: Navy Blue & Gray
 Arena: UNF Arena
 Capacity: 5,800; Year Built: 1993
 AD: Richard E. Gropper
 SID: Tom Strother

NORTH GEORGIA

Dahlonega, GA 30597..... II

Coach: Chris Faulkner, North Ga. 1993

2006-07 RESULTS (9-21)

62 Southern Ind. †.....	85
76 Alas. Fairbanks †.....	79
87 Pace †.....	105
66 West Ga.....	73
100 Reinhardt.....	75
107 Carver Bible.....	68
76 Valdosta St.....	71
71 West Ala. †.....	61
68 West Ga.....	83
58 N.C. Central †.....	66
78 St. Augustine's †.....	81
56 UNC Pembroke.....	69
70 Armstrong Atlantic.....	78
63 Lander.....	92
64 Ga. Southwestern.....	78
70 UNC Pembroke.....	77
56 S.C. Upstate.....	74
58 Augusta St.....	75
64 Lander.....	73
77 Columbus St.....	84
61 S.C. Upstate.....	76
63 GCSU.....	86
69 S.C.-Aiken.....	72
64 Francis Marion.....	61
61 Clayton St.....	59
70 S.C.-Aiken.....	67
78 Francis Marion.....	75
79 Dist. Columbia †.....	71
62 Fla. Gulf Coast.....	99
66 Ga. Southwestern †.....	76

Nickname: Saints
 Colors: Royal blue & white
 Arena: Memorial Hall
 Capacity: 2,500
 AD: Randy Dunn
 SID: Travis Jarome

NORTH GREENVILLE

Tigerville, SC 29688..... II

Coach: Chad Lister, Furman 1995

2006-07 RESULTS (16-13)

82 Wingate.....	103
86 Warren Wilson.....	37
58 Presbyterian.....	81
81 Allen.....	73
67 Mars Hill.....	79
72 Virginia Intermont.....	69
67 Carson-Newman.....	79
47 Coker.....	73
81 Limestone.....	86
69 Anderson (S.C.).....	59
96 Atlanta Christian.....	62
80 Virginia Intermont.....	67
79 Limestone.....	90
65 Carson-Newman.....	98
87 Belmont Abbey.....	80
83 Brevard.....	66
74 Morris.....	88
65 Lincoln Memorial.....	66
73 Allen.....	66
62 Anderson (S.C.).....	54
82 Lees-McRae.....	71
77 Wingate.....	103
107 Morris.....	92
68 Brevard.....	72
92 Warren Wilson.....	40
74 Mars Hill.....	73
93 Lincoln Memorial.....	90
75 Pensacola Christian †.....	71
62 Emmanuel (Ga.).....	71

Nickname: Crusaders
 Colors: Red, Black, and White
 Arena: Hayes Gymnasium
 Capacity: 1,800; Year Built: 1950
 AD: Jan McDonald
 SID: Rhett Burns

NORTH PARK

Chicago, IL 60625-4895..... III

Coach: Paul Brenegan, Loras 1995

2006-07 RESULTS (13-12)

80 Mt. St. Joseph.....	82
69 Kalamazoo †.....	64
68 Concordia (Ill.).....	31
62 Illinois Col.....	66
65 Robert Morris-S'fiel.....	64
75 Eureka.....	66
87 Loras.....	69
91 Rockford.....	88
74 Judson (Ill.).....	57
57 Lake Forest †.....	56
56 Coe †.....	70
48 Augustana (Ill.).....	62
73 Millikin.....	65
77 North Central (Ill.).....	68
60 Wheaton (Ill.).....	73
76 Elmhurst.....	79
90 Ill. Wesleyan.....	81
62 Carthage.....	64
76 Millikin.....	72
56 Augustana (Ill.).....	71
73 Wheaton (Ill.).....	85
70 North Central (Ill.).....	68
80 Elmhurst.....	83
79 Carthage.....	85
80 Ill. Wesleyan.....	81

Nickname: Vikings
 Colors: Blue & Gold
 Arena: North Park Gymnasium
 Capacity: 1,300; Year Built: 1958
 AD: Jack Surridge
 SID: Sara Carlson

NORTH TEXAS

Denton, TX 76207..... I

Coach: Johnny Jones, LSU 1985

2006-07 RESULTS (23-11)

85 Cameron.....	47
90 Charlotte.....	72
81 Texas-Arlington.....	83
71 Rice.....	69
65 Tulsa.....	63
95 Texas St.....	77
57 Nebraska.....	76
76 Stephen F. Austin.....	70
74 Nicholls St.....	71
93 New Orleans.....	97
86 Western Ky.....	85
94 Jarvis Christian.....	70
93 Belhaven.....	66
91 Denver.....	79
75 Ark.-Little Rock.....	86
60 Arkansas St.....	84
73 La.-Lafayette.....	72
66 Florida Int'l.....	67
76 Fla. Atlantic.....	59
66 Middle Tenn.....	53
89 South Ala.....	90
98 Troy.....	57
74 Western Ky.....	70
62 New Orleans.....	64
62 La.-Monroe.....	66
78 Denver.....	65
74 Ark.-Little Rock.....	69
71 Arkansas St.....	74
72 La.-Lafayette.....	70
93 La.-Lafayette.....	78
77 La.-Monroe †.....	71
59 Middle Tenn. †.....	52
83 Arkansas St. †.....	75
58 Memphis †.....	73

Nickname: Mean Green
 Colors: Green & White
 Arena: Super Pit
 Capacity: 10,032; Year Built: 1973
 AD: Rick Villarreal
 SID: Stephen Howard

NORTHEASTERN

Boston, MA 02115..... I

Coach: Bill Coen, Hamilton 1983

2006-07 RESULTS (13-19)

58 Syracuse.....	81
52 Pittsburgh.....	78
52 Oakland †.....	67
56 Massachusetts †.....	79
73 Boston U.....	54
69 Rider.....	70
58 UNC Wilmington.....	51
53 Connecticut.....	81
51 New Hampshire.....	41
51 Detroit.....	60
41 Louisville.....	61
82 Boston College.....	87
67 Old Dominion.....	73
57 William & Mary.....	60
44 VCU.....	64
84 Georgia St.....	69
84 Hofstra.....	74
41 Drexel.....	67
53 George Mason.....	78
67 James Madison.....	51
73 Delaware.....	64
59 Drexel.....	68
61 Towson.....	74
66 Hofstra.....	82
65 Towson.....	55
67 James Madison.....	64
65 Georgia St.....	71
71 Maine.....	61
70 Delaware.....	61
73 George Mason.....	50
77 Delaware †.....	67
50 Drexel †.....	64

Nickname: Huskies
 Colors: Red & Black
 Arena: Matthews Arena
 Capacity: 6,000; Year Built: 1910
 AD: David O'Brien
 SID: Mark Harris

NORTHEASTERN ST.

Tahlequah, OK 74464-2399..... II

Coach: Larry Gipson, Heidelberg 1974

2006-07 RESULTS (10-16)

70 Emporia St.....	75
58 Emporia St.....	70
73 Mo. Western St. †.....	74
44 John Brown.....	48
43 Tex. A&M-Kingsville.....	55
83 Arkansas Tech.....	79
69 Mo. Southern St.....	77
66 Abilene Christian.....	65
62 Angelo St.....	67
79 Haskell.....	57
63 Eastern N.M.....	58
57 West Tex. A&M.....	66
76 Rhema.....	51
55 Midwestern St.....	64
59 Tex. A&M-Commerce.....	63
59 Central Okla.....	75
84 Cameron.....	72
67 Southwestern Okla.....	69
75 East Central Okla.....	64
52 Southeastern Okla.....	69
75 Central Okla.....	84
67 Tex. A&M-Commerce.....	76
73 Cameron.....	63
81 Southwestern Okla.....	73
70 East Central.....	56
56 Southeastern Okla.....	72

Nickname: Redmen
 Colors: Green & White
 Arena: Dobbins Fieldhouse
 Capacity: 1,200; Year Built: 1954
 AD: Eddie Griffin
 SID: Scott Pettus

NORTHERN ARIZ.

Flagstaff, AZ 86011-5400..... I

Coach: Mike Adras, UC Santa Barbara
1983

2006-07 RESULTS (18-12)

57	Kansas.....	91
75	Arizona St.....	71
79	Arizona.....	101
85	Mont. St.-Northern.....	62
104	Mississippi Val.....	77
73	San Francisco.....	82
53	UNLV †.....	93
84	San Francisco.....	62
106	Haskell.....	72
86	Pepperdine.....	101
60	Cal Poly.....	82
96	Sacramento St.....	82
73	Weber St.....	81
85	Portland St.....	78
109	Eastern Wash.....	101
86	Northern Colo.....	88
94	Sacramento St.....	71
91	Eastern Wash.....	80
78	Portland St.....	83
71	Montana.....	74
86	Montana St.....	76
102	Idaho St.....	98
79	Weber St.....	86
73	Idaho St.....	63
78	San Jose St.....	67
88	Montana.....	81
92	Montana St.....	84
89	Northern Colo.....	77
78	Montana †.....	71
80	Weber St.....	88

Nickname: Lumberjacks
Colors: Blue & Gold & Sage
Arena: Walkup Skydome
Capacity: 7,000; Year Built: 1977
AD: James E. Fallis
SID: Steve Shaff

NORTHERN COLO.

Greeley, CO 80639..... II

Coach: Tad Boyle, Kansas 1985

2006-07 RESULTS (4-24)

42	Ball St.....	81
58	Purdue.....	90
91	UC-Colo. Springs.....	96
68	Denver.....	74
89	Colo. Christian.....	68
67	Oregon St.....	69
51	Arizona St.....	66
86	Colorado.....	88
66	Colorado St.....	75
74	Denver.....	59
53	Bowling Green.....	63
61	Eastern Mich.....	71
60	Weber St.....	61
70	Sacramento St.....	74
87	Eastern Wash.....	88
66	Portland St.....	79
88	Northern Ariz.....	86
60	Idaho St.....	70
71	Portland St.....	86
79	Eastern Wash.....	91
57	Montana St.....	58
51	Montana.....	68
84	Sacramento St.....	81
65	Weber St.....	76
55	Idaho St.....	66
66	Montana St.....	89
64	Montana.....	85
77	Northern Ariz.....	89

Nickname: Bears
Colors: Blue & Gold
Arena: Butler Hancock Sports Pavilion
Capacity: 4,500; Year Built: 1975
AD: Jay Hinrichs
SID: Kyle Schwartz

NORTHERN ILL.

De Kalb, IL 60115-2854..... I

Coach: Rob Judson, Illinois 1980

2006-07 RESULTS (7-23)

84	St. Mary's (Minn.).....	69
87	Duquesne.....	82
85	Duquesne.....	74
62	Winthrop.....	72
48	Ill.-Chicago.....	71
70	Ga. Southern †.....	72
81	Troy †.....	84
52	Michigan.....	67
53	Lamar.....	74
78	Stephen F. Austin.....	86
63	Marist.....	67
59	Bucknell †.....	77
70	Western Mich.....	68
62	Eastern Mich.....	63
64	Central Mich.....	67
60	Ball St.....	71
60	Toledo.....	76
64	Akron.....	87
49	Kent St.....	68
59	Miami (Ohio).....	62
74	Buffalo.....	80
73	Bowling Green.....	51
81	Ohio.....	74
55	Ball St.....	57
76	Green Bay.....	82
83	Toledo.....	86
64	Central Mich.....	71
54	Western Mich.....	68
76	Eastern Mich.....	69
62	Western Mich. †.....	67

Nickname: Huskies
Colors: Cardinal & Black
Arena: Convocation Center
Capacity: 9,100; Year Built: 2002
AD: James Phillips
SID: Matt Brendich

UNI

Cedar Falls, IA 50614..... I

Coach: Ben Jacobson, North Dakota
1994

2006-07 RESULTS (18-13)

68	Nicholls St. †.....	63
83	Pepperdine †.....	58
61	Washington.....	70
69	Milwaukee.....	58
69	South Dakota St.....	56
70	Iowa St.....	57
57	Bucknell.....	48
57	Iowa.....	55
85	UMKC.....	53
67	Loyola (Ill.).....	76
83	Wartburg.....	61
76	Bradley.....	65
63	Wichita St.....	59
64	Evansville.....	61
66	Southern Ill.....	61
64	Illinois St.....	67
54	Creighton.....	62
75	Missouri St.....	65
74	Indiana St.....	64
54	Southern Ill.....	56
61	Drake.....	74
61	Wichita St.....	67
79	Evansville.....	71
46	Indiana St.....	59
59	Drake.....	67
58	Missouri St.....	62
55	Creighton.....	66
64	Nevada.....	79
79	Bradley.....	70
71	Illinois St.....	66
48	Bradley †.....	51

Nickname: Panthers
Colors: Purple & Old Gold
Arena: McLeod Center
Capacity: 7,018; Year Built: 2006
AD: Rick Hartzell
SID: Josh Lehman

NORTHERN KY.

Highland Heights, KY 41099..... II

Coach: Dave Bezold, Viterbo 1990

2006-07 RESULTS (24-9)

73	Ferris St.....	59
75	Wayne St. (Mich.).....	69
66	Bellarmine.....	78
86	Thomas More.....	61
68	Quincy.....	70
81	SIU Edwardsville.....	76
89	Tiffin.....	51
53	Findlay.....	59
94	Cincy-Clermont.....	58
100	North Ala.....	94
73	Wis.-Parksides.....	80
72	Lewis.....	66
101	Ky. Christian.....	60
81	Mo.-Rolla.....	73
68	Mo.-St. Louis.....	53
76	Ky. Wesleyan.....	65
71	Southern Ind.....	83
67	Indianapolis.....	62
85	St. Joseph's (Ind.).....	60
69	Drury.....	78
87	Rockhurst.....	63
82	Lewis.....	66
70	Wis.-Parksides.....	66
67	Ky. Wesleyan.....	49
91	Bellarmine.....	82
65	St. Joseph's (Ind.).....	69
68	Indianapolis.....	60
71	Rockhurst †.....	61
69	Drury †.....	62
61	Southern Ind.....	63
73	Drury †.....	68
60	Findlay.....	56
42	Grand Valley St. †.....	66

Nickname: Norse
Colors: Gold, Black & White
Arena: Regents Hall
Capacity: 1,685; Year Built: 1972
AD: Jane Meier
SID: Don Owen

NORTHERN MICH.

Marquette, MI 49855-5391..... II

Coach: Dean Ellis, Northern Mich. 1983

2006-07 RESULTS (18-11)

59	Green Bay.....	76
71	Wayne St. (Mich.).....	76
80	Minn. Duluth.....	77
86	Minn. St. Mankato †.....	88
69	Michigan Tech.....	78
56	Findlay.....	70
72	Saginaw Valley.....	71
73	St. Norbert.....	57
95	Wis.-Stout.....	71
82	Ashland.....	80
123	Finlandia.....	68
101	Wis.-Stevens Point.....	92
93	St. Cloud St.....	91
75	Lake Superior St.....	77
49	Grand Valley St.....	87
64	Ferris St.....	65
52	Grand Valley St.....	63
65	Hillsdale.....	57
75	Wayne St. (Mich.).....	55
69	Northwood (Mich.).....	44
77	Saginaw Valley.....	55
82	Mercyhurst.....	69
80	Gannon.....	72
73	Lake Superior St.....	64
81	Ferris St.....	89
94	Northwood (Mich.).....	80
56	Michigan Tech.....	34
77	Michigan Tech.....	54
87	Grand Valley St. †.....	88

Nickname: Wildcats
Colors: Old Gold & Olive Green
Arena: Berry Events Center
Capacity: 4,000; Year Built: 1999
AD: Kenneth Godfrey
SID: Dave Faiella

NORTHERN ST.

Aberdeen, SD 57401..... II

Coach: Don Meyer, Northern Colo.
1967

2006-07 RESULTS (21-8)

84	Mt. Marty.....	55
78	Midland Lutheran.....	67
72	Augustana (S.D.).....	70
88	North Dakota.....	84
60	Northwest Mo. St.....	88
73	Neb.-Kearney.....	84
62	Winona St.....	90
77	Upper Iowa.....	71
82	Wayne St. (Neb.).....	66
72	Southwest Minn. St.....	75
78	Jamestown.....	64
76	Black Hills St.....	48
69	Hastings.....	65
81	Minn. St. Moorhead.....	60
58	Concordia-St. Paul.....	76
84	Minn.-Crookston.....	60
87	Bemidji St.....	51
60	Mary.....	57
66	Winona St.....	76
82	Upper Iowa.....	59
68	Southwest Minn. St.....	75
82	Wayne St. (Neb.).....	68
72	Concordia-St. Paul.....	65
75	Minn. St. Moorhead.....	69
61	Bemidji St.....	57
90	Minn.-Crookston.....	72
77	Mary.....	59
68	Minn. St. Moorhead.....	62
63	Southwest Minn. St. †.....	82

Nickname: Wolves
Colors: Maroon & Gold
Arena: Wachs Arena
Capacity: 8,057; Year Built: 1987
AD: Robert A. Olson
SID: Melissa Wolf

NORTHLAND

Ashland, WI 54806..... III

Coach: Rob Robinson, Mt. Senario 1993

2006-07 RESULTS (9-16)

81	Northland Bapt.....	76
72	Wis.-Superior.....	65
51	Wis.-Stout.....	78
61	Finlandia.....	73
46	Minn. Duluth.....	88
87	St. Scholastica.....	96
47	Wis.-Eau Claire.....	75
63	Milwaukee Engr.....	71
74	Carthage.....	84
74	Crown (Minn.).....	59
76	Northwestern (Minn.).....	87
53	Minn.-Morris.....	99
62	Presentation.....	47
65	Bethany Lutheran.....	86
66	Martin Luther.....	73
79	Wis.-Superior.....	74
45	Martin Luther.....	76
53	Bethany Lutheran.....	81
70	Finlandia.....	56
38	Northwestern (Minn.).....	72
83	Crown (Minn.).....	58
74	Northland Bapt.....	73
67	Presentation.....	80
57	Minn.-Morris.....	65
75	St. Scholastica.....	71

Nickname: Lumberjacks
Colors: Navy, Orange & White
Arena: Kendrigan Gymnasium
Capacity: 1,200; Year Built: 1964
AD: Steve Wammer
SID: Eric Grice

NORTHWEST MO. ST.
Maryville, MO 64468-6001..... II

Coach: Steve Tappmeyer, Southeast Mo. St. 1979

2006-07 RESULTS (24-7)

86	Upper Iowa41
75	Lincoln (Mo.)46
74	Graceland (Iowa)54
88	Northern St.60
57	Mary †65
111	Principia36
77	St. Mary (Kan.)36
81	Southwest Baptist80
59	Metro St. †53
70	Midwestern St. †72
72	Fort Hays St.54
78	Mo. Western St.72
69	Washburn58
57	Mo. Southern St.59
69	Pittsburg St.64
70	Truman52
55	Central Mo.69
89	Emporia St.72
68	Southwest Baptist63
63	Emporia St.58
82	Central Mo.64
64	Truman50
56	Pittsburg St.74
87	Washburn85
75	Mo. Southern St.60
69	Mo. Western St.61
66	Fort Hays St.40
89	Mo. Southern St. †56
70	Pittsburg St. †76
74	Pittsburg St. †53
61	Central Mo.72

Nickname: Bearcats
Colors: Green & White
Arena: Bearcat Arena
Capacity: 2,500; Year Built: 1955
AD: Bob Boerigter
SID: Chad Waller

NORTHWEST NAZARENE
Nampa, ID 83686..... II

Coach: Tim Hills, Corban 1968

2006-07 RESULTS (10-17)

63	Colorado Mines75
85	Mesa St. †91
63	Eastern Ore.69
61	Pacific (Ore.)53
79	Alderson-Broaddus91
88	Mont. St.-Billings74
67	Dixie St. †68
82	Westminster (Utah)83
109	Warner Pacific76
70	Mont. St.-Billings50
90	Mont. St.-Billings89
63	Seattle76
95	Western Wash.72
60	Alas. Fairbanks79
57	Alas. Anchorage60
80	Seattle Pacific108
74	Western Ore.70
79	St. Martin's94
70	Seattle Pacific88
53	Central Wash.83
75	Alas. Anchorage89
88	St. Martin's78
85	Western Ore.69
82	Western Wash.93
63	Seattle67
77	Alas. Fairbanks67
91	Central Wash.105

Nickname: Crusaders
Colors: Red and Black
Arena: Montgomery Fieldhouse
Capacity: 3,500; Year Built: 1971
AD: Rich Sanders
SID: Craig Stensgaard

NORTHWESTERN
Evanston, IL 60208..... I

Coach: Bill Carmody, Union (N.Y.) 1975

2006-07 RESULTS (13-18)

61	Cornell64
49	DePaul39
53	Stanford58
64	Brown40
40	North Fla.39
61	Miami (Fla.)59
77	Western Mich.75
41	Wheaton (Ill.)39
65	Tennessee Tech †66
62	P.R.-Mayaguez †55
77	Utah †44
66	Loyola (Md.)60
85	Northwestern St.59
57	Penn St.83
46	Michigan58
45	Michigan St.66
50	Wisconsin56
41	Ohio St.73
55	Minnesota40
50	Ohio St.59
55	Minnesota62
52	Wisconsin69
43	Illinois58
53	Penn St.51
58	Iowa66
37	Illinois48
67	Tex.-Pan American56
68	Purdue75
65	Indiana69
50	Purdue73
57	Michigan St. †62

Nickname: Wildcats
Colors: Purple & White
Arena: Welsh-Ryan Arena
Capacity: 8,117; Year Built: 1952
AD: Mark Murphy
SID: Adam Widman

NORTHWESTERN (MINN.)
St. Paul, MN 55113..... III

Coach: Tim Grosz, Northwestern (Minn.) 1992

2006-07 RESULTS (22-9)

99	North Central (Minn.)81
65	Mayville St.83
85	Macalester70
79	Hamline78
81	Hannibal-La Grange †69
91	Trinity Int'l75
74	Luther62
76	Crown (Minn.)56
91	North Central (Minn.)46
91	Augsburg77
82	Gordon87
73	Keene St.82
93	St. Scholastica82
87	Northland76
72	Martin Luther69
92	Bethany Lutheran72
80	Presentation57
72	Minn.-Morris62
78	Minn.-Morris54
56	Presentation58
72	Northland38
83	St. Scholastica95
69	Bethany Lutheran59
75	Martin Luther70
81	Crown (Minn.)57
75	Martin Luther65
90	St. Scholastica92
95	Bethel (Ind.)96
73	Dallas Baptist †68
72	Grace (Ind.) †90
70	Emmanuel (Ga.) †75

Nickname: Eagles
Colors: Purple, Gold, White
Arena: Ericksen Center
Capacity: 1,272; Year Built: 1996

AD: Matt Hill
SID: Corey Borchardt

NORTHWESTERN ST.
Natchitoches, LA 71497-0003..... I

Coach: Mike McConathy, Louisiana Tech 1977

2006-07 RESULTS (17-15)

88	Utah St.71
76	Oklahoma St.79
87	Louisville100
84	Henderson St.64
71	New Orleans67
89	Centenary (La.)86
67	Marquette83
51	Princeton †53
64	Southern U.57
78	Hawaii89
67	DePaul97
59	Northwestern85
81	Texas St.85
78	Texas-Arlington65
57	A&M-Corpus Christi69
82	UTSA62
98	McNeese St.90
81	Lamar68
98	Nicholls St.88
98	Southeastern La.91
78	Central Ark.66
80	Sam Houston St.90
67	Stephen F. Austin57
81	McNeese St.83
84	Tennessee Tech85
92	Nicholls St.93
71	Southeastern La.65
89	Lamar82
86	Central Ark.92
85	Stephen F. Austin †76
78	Lamar †65
78	A&M-Corpus Christi †81

Nickname: Demons
Colors: Purple & White with Orange trim
Arena: Prather Coliseum
Capacity: 4,300; Year Built: 1963
AD: Gregory S. Burke
SID: Doug Ireland

NORTHWOOD (MICH.)
Midland, MI 48640-2398..... II

Coach: Bob Taylor, Arkansas Tech 1980

2006-07 RESULTS (9-18)

58	Aquinas73
53	Lewis72
63	Ferris St.69
53	Grand Valley St.72
52	Michigan Tech70
52	Lake Superior St.50
87	Marygrove49
89	Slippery Rock †87
43	Mercyhurst72
79	Alma67
84	St. Joseph's (Ind.)83
57	Hillsdale66
60	Wayne St. (Mich.)69
74	Mercyhurst66
60	Gannon52
77	Ashland85
59	Findlay74
44	Northern Mich.69
57	Michigan Tech66
79	Rochester College63
79	Ferris St.71
49	Grand Valley St.74
65	Saginaw Valley74
57	Hillsdale75
80	Northern Mich.94
60	Lake Superior St.64
81	Saginaw Valley102

Nickname: Timberwolves
Colors: Columbia Blue & White
Arena: E.W. Bennett Sports Center

Capacity: 1,500; Year Built: 1979
AD: Pat Rieppma
SID: Travis McCurdy

NORWICH
Northfield, VT 05663..... III

Coach: Paul Booth, St. Joseph (Vt.) 1983

2006-07 RESULTS (13-12)

76	New England †59
67	Hamilton75
55	Plattsburgh St.72
36	Western New Eng.53
70	Lyndon St.62
64	Babson71
86	Southern Vt.90
78	Albertus Magnus63
62	Johnson & Wales (RI)64
86	Southern Vt.65
62	Rivier68
47	Western New Eng.56
86	Daniel Webster52
77	Emerson76
70	Albertus Magnus67
76	Suffolk74
61	Middlebury57
78	Rivier82
67	Emmanuel (Mass.)66
74	Daniel Webster57
68	Emmanuel (Mass.)67
65	Emerson76
59	Johnson & Wales (RI)62
87	Suffolk79
55	Emmanuel (Mass.)60

Nickname: Cadets
Colors: Maroon & Gold
Arena: Andrews Hall
Capacity: 1,500; Year Built: 1980
AD: Anthony A. Mariano
SID: Scott C. Miller

NOTRE DAME
Notre Dame, IN 46556..... I

Coach: Mike Brey, George Washington 1982

2006-07 RESULTS (24-8)

92	IPFW49
69	Butler †71
92	Lafayette †60
74	Citadel50
93	Lehigh87
90	Winston-Salem45
81	Maryland †74
99	Alabama85
94	Elon63
86	Portland69
88	Army47
101	Rider51
95	Stony Brook66
78	Louisville62
48	Georgetown66
61	West Virginia58
88	Seton Hall76
87	Villanova102
82	South Fla.58
68	St. John's (N.Y.)71
66	Villanova63
103	Syracuse91
63	South Fla.69
66	DePaul67
81	Providence78
76	Cincinnati64
78	DePaul54
85	Marquette73
73	Rutgers66
89	Syracuse †83
82	Georgetown †84
64	Winthrop †74

Nickname: Fighting Irish
Colors: Blue & Gold
Arena: Joyce Center
Capacity: 11,418; Year Built: 1968

AD: Kevin White
SID: Bernadette Cafarelli

NOTRE DAME DE NAMUR
Belmont, CA 94002-1997 II

Coach: George Puou, San Jose St. 1987

2006-07 RESULTS (9-18)

61	San Fran. St.	53
59	Occidental †	66
69	UC Santa Cruz †	58
84	Western Wash.	70
62	St. Martin's	56
63	Fresno Pacific	58
62	Humboldt St.	76
71	Western Ore. †	80
65	Menlo	67
62	BYU-Hawaii	71
65	BYU-Hawaii	85
60	Hawaii Pacific	71
62	Chaminade	64
70	Chaminade	75
70	Hawaii-Hilo	78
77	Grand Canyon	83
49	Grand Canyon	51
64	Dixie St.	63
71	Hawaii Pacific	55
55	Hawaii Pacific	59
62	BYU-Hawaii	81
73	Hawaii-Hilo	69
60	Hawaii-Hilo	71
48	Chaminade	78
65	Dixie St.	51
62	Grand Canyon	82
68	Grand Canyon	80

Nickname: Argonauts
Colors: Vegas gold, white & navy blue
Arena: Gleason Center
Capacity: 900
AD: Joshua Doody
SID: Scott Kimmelman

NOVA SOUTHEASTERN
Fort Lauderdale, FL 33314 II

Coach: Gary Tuell, Louisville 1973

2006-07 RESULTS (13-15)

60	Ala.-Huntsville	79
108	North Ala.	107
96	Valdosta St.	82
66	Henderson St. †	59
61	West Fla.	77
60	St. Leo	52
91	West Fla.	69
73	Ala.-Huntsville	83
66	Valdosta St.	97
76	Fla. Southern	72
67	Rollins	69
69	Barry	63
61	Eckerd	76
56	Lynn	61
65	Florida Tech	59
59	Fla. Gulf Coast	70
72	Tampa	80
50	Barry	61
73	Fla. Southern	68
79	Rollins	80
55	St. Leo	54
57	Eckerd	81
66	Lynn	62
59	Florida Tech	63
75	Fla. Gulf Coast	85
73	Tampa	64
71	Tampa †	55
49	Rollins †	62

Nickname: Sharks
Colors: Navy Blue & Gray
Arena: University Center
Capacity: 5,750; Year Built: 2006
AD: Michael Mominery
SID: Robert Prior

NYACK

Nyack, NY 10960-3698 II

Coach: John D. Jones, Liberty 1989

2006-07 RESULTS (9-18)

44	St. Rose	71
81	Assumption	64
62	Molloy	78
65	Post	70
67	Dominican (N.Y.)	79
75	Phila. Sciences	67
48	Holy Family	61
67	Rollins	81
70	Southern Conn. St. †	72
50	Le Moyne	69
52	Goldey-Beacom	64
59	Philadelphia U.	68
85	Columbia Union	71
106	Wilmington (Del.)	85
56	Caldwell	67
67	Felician	79
60	Phila. Sciences	59
73	Post	85
62	Holy Family	68
78	Bloomfield	67
82	Goldey-Beacom	66
68	Dominican (N.Y.)	56
62	Philadelphia U.	73
82	Felician	73
59	Caldwell	73
69	Bloomfield	78
70	Wilmington (Del.)	76

Nickname: Warriors
Colors: Crimson, Grey, Navy Blue
Arena: Bowman Center
Capacity: 1,300; Year Built: 1974
AD: Keith Davie
SID: Josh Thompson

OAKLAND

Rochester, MI 48309-4401 I

Coach: Greg Kampe, Bowling Green 1978

2006-07 RESULTS (19-14)

81	Defiance	42
74	Green Bay	57
56	Massachusetts †	65
67	Northeastern †	52
55	Pittsburgh	66
67	Duquesne	53
53	Michigan St.	71
61	Cincinnati	68
76	Milwaukee	70
66	Eastern Mich.	54
46	Miami (Ohio)	72
57	Arkansas	91
53	UCLA	74
62	Marquette	80
88	Toledo	78
62	IUPUI	57
78	Chicago St.	79
81	Valparaiso	76
79	Western Ill.	52
77	Southern Utah	69
78	UMKC	60
63	Oral Roberts	73
82	Centenary (La.)	74
70	IUPUI	60
63	Western Ill.	64
64	Valparaiso	61
76	UMKC	80
85	Southern Utah	87
70	Centenary (La.)	63
85	Oral Roberts	84
74	Western Ill. †	57
83	UMKC †	79
67	Oral Roberts †	71

Nickname: Golden Grizzlies
Colors: Black and Gold
Arena: Athletics Center O'Rena
Capacity: 4,000; Year Built: 1998
AD: Tracy Huth
SID: Phil Hess

OAKLAND CITY

Oakland City, IN 47660-1099 II

Coach: Mike Sandifar, Okla. Panhandle 1971

2006-07 RESULTS (16-12)

132	Ind.-East	58
69	BYU-Hawaii	93
56	BYU-Hawaii	97
84	Upper Iowa	83
52	Indiana St.	66
116	Great Lake Christian	68
68	Mid-Continent	59
90	Ohio Valley	86
97	St. Louis Christian	60
97	Boyce	43
62	Mo.-Rolla	78
70	Upper Iowa	74
59	Central St. (Ohio)	80
78	Robert Morris-S'fiel	74
90	Logan Chiropractic	39
66	Ala.-Huntsville	82
63	Mo.-Rolla	59
57	SIU Edwardsville	74
112	Boyce	53
95	Ohio St.-Marion	51
95	St. Louis Christian	93
92	Calvary Bible	50
72	Central St. (Ohio)	74
78	Ala.-Huntsville	77
125	Messenger	49
84	Bethel (Ind.)	91
71	Mid-Continent	73
82	Dallas Baptist	93

Nickname: Mighty Oaks
Colors: Navy & White
Arena: Johnson Center
Capacity: 1,600; Year Built: 1987
AD: Mike Sandifar
SID: Dave Terrell

OBERLIN

Oberlin, OH 44074 III

Coach: Isaiah Cavaco, Yale 2001

2006-07 RESULTS (5-20)

66	Brockport St.	78
60	St. Lawrence †	80
66	Baldwin-Wallace	81
52	Wash. & Lee	65
78	Case Reserve	64
52	Wabash	50
76	Wooster	95
71	Hiram	74
65	Wilmington (Ohio)	76
40	Adrian	77
65	Carnegie Mellon	91
41	Wittenberg	71
72	Anderson (Ind.)	73
48	Denison	75
63	Kenyon	62
68	Allegheny	93
59	Earlham	76
59	Ohio Wesleyan	96
61	Wabash	66
82	Denison	76
74	Hiram	82
69	Allegheny	74
66	Kenyon	73
59	Ohio Wesleyan	96
79	Earlham	76

Nickname: Yeomen
Colors: Crimson & Gold
Arena: Philips Gymnasium
Capacity: 1,800; Year Built: 1971
AD: Joe Karlgaard
SID: Zachary Pretzer

OCCIDENTAL

Los Angeles, CA 90041 III

Coach: Brian Newhall, Occidental 1983

2006-07 RESULTS (19-6)

63	St. Thomas (Minn.) †	72
76	La Sierra	70
66	Notre Dame de Namur †	59
71	Cal St. Stanislaus	75
62	Cal Poly	81
70	La Sierra	55
67	Chapman	62
92	Wis. Lutheran	65
78	Williams	65
71	Robert Morris-S'fiel	65
103	Caltech	40
71	Claremont-M-S	56
70	Pomona-Pitzer	54
68	Cal Lutheran	56
106	Redlands	109
70	La Verne	49
82	Whittier	60
108	Caltech	31
51	Claremont-M-S	68
76	Pomona-Pitzer	59
41	Cal Lutheran	40
116	Redlands	106
85	La Verne	54
63	Whittier	61
51	Mississippi Col.	68

Nickname: Tigers
Colors: Orange & Black
Arena: Rush Gymnasium
Capacity: 1,800; Year Built: 1967
AD: Dixon Farmer
SID: Andrew Holmes

OGLETHORPE

Atlanta, GA 30319-2797 III

Coach: Philip Ponder, LaGrange 1995

2006-07 RESULTS (14-12)

98	Carver Bible	72
99	N.C. Wesleyan	81
88	Maryville (Tenn.) †	92
87	LaGrange †	83
73	Emory	77
77	Sewanee	82
95	Piedmont	90
63	Huntingdon	59
87	Piedmont	79
57	Centre	76
70	DePauw	76
76	Millsaps	78
92	Rhodes	68
90	LaGrange	95
92	Sewanee	75
80	Maryville (Tenn.)	84
80	Southwestern (Tex.)	75
81	Trinity (Tex.)	75
92	Austin	80
81	Hendrix	67
90	Emory	73
74	Millsaps	78
94	Rhodes	86
68	Centre	96
71	DePauw	90
49	Trinity (Tex.) †	50

Nickname: Stormy Petrels
Colors: Black & Gold
Arena: Dorough Fieldhouse
Capacity: 2,000; Year Built: 1962
AD: Jay Gardiner
SID: Jim Owen

OHIO

Athens, OH 45701 I

Coach: Tim O'Shea, Boston College
1984

2006-07 RESULTS (19-13)

83	Marist66
73	Yale65
66	Samford80
84	Marshall78
77	St. Bonaventure72
71	Louisville74
91	Bellarmine †74
79	St. Joseph's †72
74	Davidson †83
95	N.C. A&T †83
97	Rhode Island69
79	Cincinnati †66
60	Marshall70
77	Akron72
67	Bowling Green49
65	Kent St.67
67	Buffalo51
69	Miami (Ohio)72
67	Eastern Mich.61
57	Ball St.69
91	Toledo80
74	Central Mich.73
78	Western Mich.73
74	Northern Ill.81
48	Akron79
72	New Mexico St.77
88	Bowling Green63
71	Kent St.73
52	Miami (Ohio)45
65	Buffalo84
69	Bowling Green †59
51	Miami (Ohio) †70

Nickname: Bobcats
Colors: Hunter Green & White
Arena: Convocation Center
Capacity: 13,080; Year Built: 1968
AD: Kirby Hocutt
SID: Jason Cunningham

OHIO NORTHERN

Ada, OH 45810 III

Coach: Jeff Coleman, Ohio Northern
1990

2006-07 RESULTS (18-7)

74	DeSales †57
76	Elizabethtown60
74	Johnson & Wales (FL) †60
80	Marietta50
75	Heidelberg70
77	Baldwin-Wallace94
64	Mount Union51
68	Wittenberg51
91	Wooster84
73	Wis.-La Crosse †70
69	Muskingum57
57	Capital68
63	Wilmington (Ohio)62
61	John Carroll63
79	Otterbein70
68	Marietta72
83	Heidelberg80
83	Baldwin-Wallace74
66	Otterbein63
67	John Carroll79
75	Wilmington (Ohio)53
70	Capital74
63	Muskingum57
74	Mount Union59
51	Otterbein52

Nickname: Polar Bears
Colors: Burnt Orange & Black
Arena: ONU Sports Center
Capacity: 3,200; Year Built: 1975
AD: Thomas E. Simmons
SID: Tim Glon

OHIO ST.

Columbus, OH 43210 I

Coach: Thad Matta, Butler 1990

2006-07 RESULTS (35-4)

107	VMI69
87	Loyola (Ill.)75
81	Kent St.59
74	Eastern Ky.45
82	San Francisco60
91	Youngstown St. †57
89	North Carolina98
78	Valparaiso58
78	Cleveland St.57
72	Cincinnati †50
75	Iowa St.56
60	Florida86
91	Coppin St.54
74	Indiana67
62	Illinois44
69	Wisconsin72
68	Tennessee66
73	Northwestern41
82	Iowa63
59	Northwestern50
66	Michigan St.64
78	Purdue60
63	Michigan St.54
76	Michigan63
63	Purdue56
64	Penn St.62
85	Minnesota67
68	Penn St.60
49	Wisconsin48
65	Michigan61
72	Michigan †62
63	Purdue †52
66	Wisconsin †49
78	Central Conn. St. †57
78	Xavier †71
85	Tennessee †84
92	Memphis †76
67	Georgetown †60
75	Florida †84

Nickname: Buckeyes
Colors: Scarlet & Gray
Arena: Value City Arena
Capacity: 18,500; Year Built: 1998
AD: Eugene Smith
SID: Dan Wallenberg

OHIO VALLEY

Vienna, WV 26105 II

Coach: Bill McGee, Lubbock Chrst. 1982

2006-07 RESULTS (8-20)

94	Mount Olive101
91	Coker †83
82	Mercyhurst87
79	Shippensburg69
48	High Point93
106	Slippery Rock97
73	Shippensburg103
86	Oakland City90
65	Campbell107
76	Shepherd99
84	West Liberty St.110
83	Wheeling Jesuit101
89	West Va. Wesleyan79
98	Glennville St.87
83	Salem Int'l100
79	Concord77
85	Davis & Elkins79
77	Wheeling Jesuit106
71	Alderson-Broaddus98
89	Fairmont St.83
88	West Liberty St.102
71	Charleston (W.V.)83
62	Bluefield St.73
66	Salem Int'l95
63	Fairmont St.81
104	West Virginia St.122
72	Shepherd87
74	Shepherd75

Nickname: Fighting Scots
Colors: Royal Blue, White, and Red
Arena: Snyder Activity Center
Capacity: 1,000; Year Built: 1993
AD: Ron Pavan
SID: Darren Waldo

OHIO WESLEYAN

Delaware, OH 43015 III

Coach: Mike DeWitt, Ohio Wesleyan
1987

2006-07 RESULTS (18-10)

96	D'Youville †31
84	Penn St.-Behrend64
90	Wash. & Jeff.64
87	Ill. Wesleyan †74
79	DePauw85
81	Capital71
90	Hiram49
70	Allegheny73
60	Wilmington (Ohio)63
79	Aquinas †80
86	Notre Dame (Ohio) †76
72	Denison50
53	Kenyon47
74	Wabash50
65	Earlham68
70	Wittenberg48
54	Wooster61
96	Oberlin59
92	Hiram86
52	Wabash54
87	Allegheny58
64	Wittenberg71
82	Earlham70
96	Oberlin59
89	Wooster95
60	Kenyon54
57	Wittenberg †52
51	Wooster86

Nickname: Battling Bishops
Colors: Red & Black
Arena: Branch Rickey Arena
Capacity: 2,300; Year Built: 1976
AD: Roger Ingles
SID: Mark Beckenbach

OKLAHOMA

Norman, OK 73019 I

Coach: Jeff Capel III, Duke 1997

2006-07 RESULTS (16-15)

99	Norfolk St.36
74	Liberty48
65	Memphis †77
71	Purdue †74
72	Chaminade †57
63	TCU35
51	Villanova67
64	Coppin St.47
89	Texas-Arlington60
58	Tulsa †48
69	SMU42
55	Alabama70
54	Texas Tech68
78	Colorado54
69	Texas80
70	Nebraska53
91	Baylor51
61	Oklahoma St.66
61	Texas A&M70
81	Longwood40
75	Texas Tech61
67	Oklahoma St.60
68	Baylor64
51	Iowa St.58
49	Texas A&M56
68	Missouri72
58	Texas68
65	Kansas67
61	Kansas St.72
68	Iowa St. †63
47	Kansas †64

Nickname: Sooners
Colors: Crimson & Cream
Arena: Lloyd Noble Center
Capacity: 12,000; Year Built: 1975
AD: Joseph R. Castiglione
SID: Mike Houck

OKLA. PANHANDLE

Goodwell, OK 73939 II

Coach: Curt Connor, Loras 1995

2006-07 RESULTS (7-20)

77	N.M. Highlands59
63	Midwestern St.82
58	Cameron67
41	Oral Roberts91
67	Angelo St.70
64	Western St.74
71	UC-Colo. Springs †95
53	Eastern N.M.81
79	Johnson & Wales (CO)67
54	Mont. St.-Billings65
53	St. Mary's (Tex.)63
69	Incarinate Word76
73	Midwestern N.M.89
69	Mont. St.-Billings64
62	Mont. St.-Billings48
75	Lincoln (Mo.)57
62	Tex. Permian Basin66
52	Dallas Baptist73
51	Tex. A&M Int'l59
50	St. Edward's66
91	Tex. Permian Basin69
67	Dallas Baptist68
66	Tex. A&M Int'l76
63	St. Edward's62
72	Lincoln (Mo.)87
55	St. Mary's (Tex.)57
57	Incarinate Word76

Nickname: Aggies
Colors: Crimson, and Royal Blue
Arena: Carl Williams Field House
Capacity: 2,200; Year Built: 1958
AD: Jerry Olson
SID: Scott Puryear

OKLAHOMA ST.

Stillwater, OK 74078-5070 I

Coach: Sean Sutton, Oklahoma St. 1992

2006-07 RESULTS (22-13)

95	Fla. Atlantic50
79	Northwestern St.76
86	Texas Southern65
86	Sam Houston St.67
75	Southern U.59
66	Auburn †65
73	Missouri St. †70
95	A&M-Corpus Christi73
90	Pepperdine74
72	Syracuse †68
75	Ball St. †56
77	Tennessee †79
95	Pittsburgh †89
84	UTSA47
129	Southwestern Okla.77
81	Baylor77
57	Kansas87
105	Texas103
49	Texas A&M67
66	Oklahoma61
62	Iowa St.50
77	Colorado89
60	Oklahoma67
93	Texas Tech91
54	Texas83
64	Missouri75
46	Texas A&M66
57	Texas Tech59
84	Kansas St.70
82	Baylor86
73	Nebraska85
54	Nebraska †39
57	Texas A&M †56

64 Texas †69
 64 Marist67
 Nickname: Cowboys
 Colors: Orange & Black
 Arena: Gallagher-Iba Arena
 Capacity: 13,611; Year Built: 1938
 AD: Mike Holder
 SID: Mike Noteware

OLD DOMINION

Norfolk, VA 23529-0197 I

Coach: Blaine Taylor, Montana 1982

2006-07 RESULTS (24-9)

54 Monmouth40
69 Arkansas St.61
70 Clemson74
70 Fla. Atlantic55
75 Georgetown62
69 Richmond52
71 Marist84
70 James Madison57
55 Virginia Tech72
74 South Carolina St.57
56 UAB42
65 Winthrop71
73 Northeastern67
65 George Mason63
58 Hofstra70
83 Delaware48
84 Drexel57
65 James Madison72
75 VCU80
59 William & Mary44
86 UNC Wilmington70
92 Georgia St.57
62 Drexel52
66 George Mason56
68 Georgia St.55
79 VCU63
96 Hofstra82
73 Toledo70
79 Towson65
62 William & Mary57
58 Towson †55
63 George Mason †79
46 Butler †57

Nickname: Monarchs
 Colors: Slate Blue, Sky Blue, & Silver
 Arena: Ted Constant Convocation Ctr.
 Capacity: 8,424; Year Built: 2002
 AD: Jim Jarrett
 SID: Carol Hudson

OLD WESTBURY

Old Westbury, NY 11568-0210 III

Coach: Bernard Tomlin, Hofstra 1976

2006-07 RESULTS (18-11)

50 Long Island105
92 Purchase St.62
73 Stevens Institute70
91 Merchant Marine96
71 Centenary (N.J.)63
82 Nazareth91
55 New York U.85
71 Baruch †60
61 Maryland Bible †44
56 Villa Julie55
80 New Paltz St.83
85 Mt. St. Mary (N.Y.)75
93 St. Joseph's (L.I.)79
75 Manhattanville73
62 Yeshiva70
92 Farmingdale St.69
87 Mt. St. Vincent72
83 Maritime (N.Y.)57
67 Merchant Marine71
88 Stevens Institute95
84 St. Joseph's (L.I.)67
64 Eastern Conn. St.78
75 Yeshiva60
108 Mt. St. Vincent93

105 Centenary (N.J.)71
78 Merchant Marine70
83 Stevens Institute80
68 Manhattanville87
73 Richard Stockton78

Nickname: Panthers
 Colors: Forest Green & White
 Arena: Clark Athletic Center
 Capacity: 2,500; Year Built: 1981
 AD: Bernard Tomlin
 SID: Elizabeth Papetti Reilly

OLIVET

Olivet, MI 49076..... III

Coach: Kurt Soderberg, Wis.-Stevens Point 1993

2006-07 RESULTS (5-20)

45 Concordia (Mich.)60
75 Andrews62
67 Saginaw Valley81
71 Baldwin-Wallace74
68 Madonna72
55 Defiance61
63 Carthage †82
72 Bridgewater (Va.) †67
67 Westminster (Pa.) †80
76 Lynchburg †80
86 Alma70
70 Hope99
68 Tri-State73
66 Adrian69
58 Calvin74
63 Kalamazoo60
43 Albion73
55 Alma50
57 Hope79
62 Tri-State63
44 Adrian63
43 Calvin90
69 Kalamazoo77
54 Albion68
39 Calvin69

Nickname: Comets
 Colors: Red & White
 Arena: Upton Center
 Capacity: 1,500; Year Built: 1981
 AD: Thomas Shaw
 SID: Geoffrey Henson

ONEONTA ST.

Oneonta, NY 13820-4015..... III

Coach: Vincent Medici, Cortland St. 1987

2006-07 RESULTS (11-15)

55 Averett †71
62 Denison †77
74 Cortland St.67
79 Buffalo St.72
56 Fredonia St.51
72 Cazenovia75
49 Hartwick57
57 Dana †60
62 Simon's Rock †82
67 St. Joseph (Vt.)60
60 Utica67
58 Plattsburgh St.56
56 Potsdam St.62
74 SUNYIT71
68 Oswego St.67
58 Brockport St.60
71 Brockport St.103
72 Geneseo St.49
68 Ithaca62
75 New Paltz St.57
55 Cortland St.59
74 SUNYIT79
59 Oswego St.88
79 New Paltz St.69
59 Potsdam St.61
73 SUNYIT90

Nickname: Red Dragons
 Colors: Red & White
 Arena: Dewar Arena
 Capacity: 3,500; Year Built: 1999
 AD: Barton R. Ingersoll
 SID: Geoff Hassard

ORAL ROBERTS

Tulsa, OK 74171 I

Coach: Scott Sutton, Oklahoma St. 1994

2006-07 RESULTS (23-11)

65 Loyola Marymount68
78 Kansas71
54 La.-Lafayette51
91 Okla. Panhandle41
57 Tulsa75
59 Akron61
88 Lamar63
58 Georgetown73
72 Chattanooga76
69 Montana58
56 Arkansas68
76 Seton Hall †74
62 BYU72
90 Liberty †58
65 Western Ill.46
75 Valparaiso60
69 Southern Utah61
75 UMKC68
59 Chicago St.53
89 Centenary (La.)66
73 Oakland63
77 IUPUI66
67 Valparaiso70
67 Western Ill.60
74 UMKC68
79 Southern Utah57
85 Centenary (La.)80
65 Utah St.71
83 IUPUI73
84 Oakland85
79 Centenary (La.) †59
75 IUPUI †54
71 Oakland †67
54 Washington St. †70

Nickname: Golden Eagles
 Colors: Gold, Navy Blue & White
 Arena: Mabee Center
 Capacity: 10,575; Year Built: 1972
 AD: R. Michael Carter
 SID: Cris Belvin

OREGON

Eugene, OR 97401 I

Coach: Ernie Kent, Oregon 1977

2006-07 RESULTS (29-8)

77 Lehigh65
84 Cal St. Northridge73
116 Portland St.68
85 UC Irvine42
79 Rice73
57 Georgetown50
68 Nebraska †56
92 Bethune-Cookman64
100 Eastern Wash.74
84 Idaho St.55
84 Mercer64
76 Portland49
76 Oregon St.73
82 Southern California84
68 UCLA66
60 Arizona St.55
79 Arizona77
66 Stanford59
92 California84
77 Washington89
77 Washington St.74
57 UCLA69
68 Southern California71
55 Arizona St.51
74 Arizona77

61 California63
69 Stanford88
64 Washington St.59
93 Washington85
70 Oregon St.49
69 Arizona †50
81 California †63
81 Southern California †57
58 Miami (Ohio) †56
75 Winthrop †61
76 UNLV †72
77 Florida †85

Nickname: Ducks
 Colors: Green & Yellow
 Arena: McArthur Court
 Capacity: 9,087; Year Built: 1927
 AD: William Moos
 SID: Greg Walker

OREGON ST.

Corvallis, OR 97331 I

Coach: Jay John, Arizona 1981

2006-07 RESULTS (11-21)

65 Portland48
63 Southeastern La.65
78 Cal Poly65
47 Nevada75
41 Hawaii85
69 Northern Colo.67
72 Montana St.63
69 Fresno St.74
72 Bethune-Cookman49
71 Western Ore.58
53 LSU60
84 Howard67
93 Mercer62
73 Oregon76
56 UCLA71
46 Southern California91
72 Arizona83
67 Arizona St.59
74 California77
56 Stanford67
55 Washington St.70
74 Washington91
56 Southern California73
35 UCLA82
66 Arizona72
59 Arizona St.55
55 Stanford70
80 California84
73 Washington65
54 Washington St.58
49 Oregon70
51 California †70

Nickname: Beavers
 Colors: Orange & Black
 Arena: Gill Coliseum
 Capacity: 10,400; Year Built: 1949
 AD: Bob DeCarolis
 SID: Roger Horne

OSWEGO ST.

Oswego, NY 13126 III

Coach: Kevin Broderick, Nazareth 1989

2006-07 RESULTS (17-13)

114 Cazenovia60
76 Lehman54
76 Morrisville St.59
70 Geneseo St.82
85 SUNYIT57
81 Nazareth73
82 Greensboro †85
85 Chris Newport87
62 Clarkson64
76 St. Lawrence80
75 Plattsburgh St.73
64 Fredonia St.62
76 Buffalo St.81
102 Brockport St.89
67 Oneonta St.68

56	Cortland St.	51
62	Utica	63
82	Cortland St.	64
72	Potsdam St.	83
76	Brockport St.	91
67	Geneseo St.	60
92	New Paltz St.	87
88	Oneonta St.	59
77	Plattsburgh St.	78
77	Buffalo St.	69
61	Geneseo St.	51
73	Plattsburgh St. †	89
74	Rochester Inst.	63
91	SUNYIT †	84
65	Vassar	66

Nickname: Lakers
 Colors: Hunter Green and Golden Yellow
 Arena: Max Ziel Gymnasium
 Capacity: 3,500; Year Built: 1968
 AD: Timothy Hale
 SID: Joe Gladziszewski

OTTERBEIN

Westerville, OH 43081-2006..... III

Coach: Dick Reynolds, Otterbein 1965

2006-07 RESULTS (16-11)

56	Gettysburg	55
57	Richard Stockton †	64
58	Maryville (Tenn.)	55
78	Fisk	73
77	John Carroll	86
61	Marietta	55
95	Muskingum	84
59	Capital	77
72	Wittenberg	79
83	Kalamazoo	63
81	Maryville (Tenn.)	84
76	Wilmington (Ohio)	67
77	Heidelberg	95
83	Baldwin-Wallace	74
77	Mount Union	61
70	Ohio Northern	79
68	John Carroll	70
78	Marietta	69
80	Muskingum	79
63	Ohio Northern	66
78	Mount Union	68
76	Baldwin-Wallace	84
77	Heidelberg	74
52	Wilmington (Ohio)	49
73	Capital	69
52	Ohio Northern	51
49	Capital	69

Nickname: Cardinals
 Colors: Tan & Cardinal
 Arena: The Rike Center
 Capacity: 3,100; Year Built: 1974
 AD: Richard E. Reynolds
 SID: Ed Syguda

OUACHITA BAPTIST

Arkadelphia, AR 71998-0001 II

Coach: Charlie Schaefer, Texas Tech 1993

2006-07 RESULTS (14-14)

89	Ozarks (Mo.)	56
118	Ecclesia	61
85	Southeastern Okla. †	96
75	Southwestern Okla. †	88
65	West Tex. A&M	83
63	Tusculum †	85
82	UNC Pembroke †	53
77	Southeastern Okla.	93
94	North Ala.	98
90	Central Baptist	80
64	North Ala.	78
60	Delta St.	80
113	Champion Bapt.	22
77	Ark.-Monticello	78
77	Harding	76
68	Christian Bros.	72
59	Southern Ark.	50

65	Henderson St.	62
81	Arkansas Tech	74
92	Delta St.	81
82	Rhema	75
73	Ark.-Monticello	55
68	Harding	77
69	Christian Bros.	84
68	Southern Ark.	75
90	Henderson St.	80
77	Arkansas Tech	70
72	West Ga. †	86

Nickname: Tigers
 Colors: Purple & Gold
 Arena: Vining Arena
 Capacity: 2,500; Year Built: 1966
 AD: David R. Sharp
 SID: Ben Cutrell

OZARKS (ARK.)

Clarksville, AR 72830-2880..... III

Coach: Matt O'Connor, Davidson 1991

2006-07 RESULTS (8-17)

69	Austin	74
85	Dallas †	86
83	Rust	81
86	Howard Payne	74
75	Sul Ross St.	70
84	Schreiner	97
67	Texas Lutheran	58
79	Hardin-Simmons	86
67	Hendrix	73
98	Concordia (Tex.)	85
56	Mary Hardin-Baylor	90
69	McMurry †	75
64	East Tex. Baptist	79
84	LeTourneau	86
68	Louisiana Col.	71
47	Mississippi Col.	65
64	Texas-Dallas	78
66	Texas-Tyler	57
58	Central Ark.	75
56	Texas-Dallas	76
66	Texas-Tyler	63
70	Louisiana Col.	80
63	Mississippi Col.	89
84	East Tex. Baptist	60
53	LeTourneau	77

Nickname: Eagles
 Colors: Purple & Gold
 Arena: Mabee Gym
 Capacity: 2,500; Year Built: 1958
 AD: Jimmy Clark
 SID: Josh Peppas

PACE

Pleasantville, NY 10570-2799 II

Coach: Jim Harter, Delaware 1982

2006-07 RESULTS (20-13)

91	Alas, Fairbanks †	96
72	Southern Ind. †	101
105	North Georgia †	87
81	Mercy	61
87	American Int'l	75
75	St. Michael's	76
84	Franklin Pierce	87
82	Southern N.H.	66
62	St. Rose	83
97	Post	65
96	Concordia (N.Y.)	109
63	Le Moyne	80
87	St. Anselm	61
88	Felician	58
67	Adelphi	70
70	Assumption	63
99	Merrimack	94
84	Southern Conn. St.	82
72	Bryant	80
75	Mass.-Lowell	65
71	St. Rose	69
62	Bentley	65
99	Stonehill	72

72	Franklin Pierce	53
67	St. Anselm	66
64	Le Moyne	63
85	Southern N.H.	65
88	Southern Conn. St.	82
72	St. Michael's	91
74	American Int'l	64
79	Le Moyne	70
81	St. Rose	82
71	St. Rose †	87

Nickname: Setters
 Colors: Navy & Gold
 Arena: Goldstein Athletics Center
 Capacity: 2,400; Year Built: 2002
 AD: Joseph F. O'Donnell
 SID: TBA

PACIFIC

Stockton, CA 95211..... I

Coach: Bob Thomason, Pacific 1971

2006-07 RESULTS (12-19)

75	Cal St. Bakersfield	67
74	New Mexico St.	76
71	UMKC †	70
85	Loyola Marymount †	88
60	Hawaii †	71
79	San Francisco	72
62	Texas A&M	74
72	Sacramento St.	74
49	Santa Clara	67
60	St. Louis	67
53	Nevada	60
47	Wisconsin	83
68	Cal St. Northridge	64
62	UC Riverside	49
70	Cal St. Fullerton	76
42	UC Irvine	67
79	UC Davis	71
66	Cal Poly	43
62	UC Santa Barbara	70
89	UC Irvine	82
64	Long Beach St.	92
77	Cal St. Fullerton	82
86	UC Riverside	66
78	Montana	77
65	UC Davis	58
73	Cal St. Northridge	76
76	Long Beach St.	82
49	UC Santa Barbara	64
70	Cal Poly	82
71	Cal St. Northridge †	54
92	Cal St. Fullerton †	100

Nickname: Tigers
 Colors: Orange & Black
 Arena: A.G. Spanos Center
 Capacity: 6,150; Year Built: 1981
 AD: Lynn King
 SID: Mike Millerick

PACIFIC (ORE.)

Forest Grove, OR 97116-1797 III

Coach: Jason Lowery, Pomona-Pitzer 1997

2006-07 RESULTS (12-13)

58	Evergreen St.	74
58	Northwest Chrst.	62
53	Northwest Nazarene	61
111	Multnomah Bible	71
57	Whitworth	62
65	Whitman	46
79	Cascade	67
66	Cal Lutheran	57
98	Caltech †	57
55	La Sierra	73
62	Willamette	66
77	Puget Sound	71
80	Lewis & Clark	75
64	George Fox	57
53	Linfield	61
67	Pacific Lutheran	69
69	Whitworth	77

83	Whitman	69
69	Willamette	60
79	Puget Sound	85
54	Lewis & Clark	80
59	George Fox	68
61	Northwest Chrst.	64
54	Linfield	50
89	Pacific Lutheran	77

Nickname: Boxers
 Colors: Red, Black & White
 Arena: Pacific Athletic Center
 Capacity: 2,500; Year Built: 1970
 AD: Ken Schumann
 SID: Blake Timm

PACIFIC LUTHERAN

Tacoma, WA 98447-0003 III

Coach: Steve Dickerson, Washington St. 1969

2006-07 RESULTS (9-14)

80	Menlo †	74
84	UC Santa Cruz †	79
85	Linfield	79
90	Willamette	84
57	Portland St.	107
56	Northwest (Wash.)	85
75	Evergreen St.	80
65	Concordia (Ore.)	88
105	Puget Sound Chrst.	62
96	Puget Sound	108
76	Lewis & Clark	102
100	Whitman	96
56	Whitworth	80
68	George Fox	77
69	Pacific (Ore.)	67
73	Linfield	80
67	Willamette	90
86	Puget Sound	89
55	Lewis & Clark	59
71	Whitman	70
63	Whitworth	65
78	George Fox	66
77	Pacific (Ore.)	89

Nickname: Lutes
 Colors: Black & Gold
 Arena: Olson Auditorium
 Capacity: 3,200; Year Built: 1969
 AD: Laurie Turner
 SID: Nick Dawson

PAINE

Augusta, GA 30901-3182 II

Coach: Ron Spry, Campbellsville 1975

2006-07 RESULTS (17-10)

75	Claffin	68
60	Augusta St.	78
69	Kentucky St.	59
70	Lane	66
59	Augusta St.	87
93	LeMoyne-Owen	79
74	Miles	84
53	Clark Atlanta	41
72	Morehouse	60
93	Kentucky St.	80
57	Lane	77
49	Fort Valley St.	65
64	Albany St. (Ga.)	62
76	Morehouse	71
63	LeMoyne-Owen	65
79	Miles	48
60	Benedict	53
50	Stillman	48
81	Tuskegee	67
59	Clark Atlanta	53
78	Claffin	66
59	Benedict	71
42	Stillman	37
79	Tuskegee	53
74	Fort Valley St.	78
67	Albany St. (Ga.)	71
82	Kentucky St. †	88

Nickname: Lions
Colors: Purple & White
Arena: Randall Carter Gymnasium
Capacity: 1,200; Year Built: 1952
AD: Ronnie O. Spry
SID: Kimberly May

PENN

Philadelphia, PA 19104-6322..... I

Coach: Glen Miller, Connecticut 1986

2006-07 RESULTS (22-9)

Table with 2 columns: Rank and Team Name. Lists 22 teams including UTEP, Syracuse, St. Francis (N.Y.), Fla. Gulf Coast, Drexel, Monmouth, Villanova, Navy, Fordham, Ill.-Chicago, Seton Hall, North Carolina, Elon, Cornell, Columbia, La Salle, Temple, St. Joseph's, Brown, Yale, Dartmouth, Harvard, Princeton, and Texas A&M.

Nickname: Quakers
Colors: Red & Blue
Arena: The Palestra
Capacity: 8,722; Year Built: 1927
AD: Steve Bilsky
SID: Mike Mahoney

PENN ST.

University Park, PA 16802..... I

Coach: Ed DeChellis, Penn St. 1982

2006-07 RESULTS (11-19)

Table with 2 columns: Rank and Team Name. Lists 11 teams including Morehead St., UNC Greensboro, Stony Brook, Bucknell, St. Joseph's, Georgia Tech, Morgan St., Hartford, Seton Hall, Long Island, Southeastern La., Maine, VMI, Northwestern, Purdue, Indiana, Michigan, Michigan St., Iowa, Minnesota, Purdue, Wisconsin, Northwestern, Ohio St., Wisconsin, Ohio St., Illinois, Iowa, and Indiana.

60 Illinois †66
Nickname: Nittany Lions
Colors: Blue & White
Arena: Bryce Jordan Center
Capacity: 15,261; Year Built: 1996
AD: Timothy M. Curley
SID: Brian Siegrist

PENN ST.-ALTOONA

Altoona, PA 16601-3760 III

Coach: Alan Seretti, Allegheny 1999

2006-07 RESULTS (10-16)

Table with 2 columns: Rank and Team Name. Lists 10 teams including Bethany (W.V.), Franciscan, Grove City, La Roche, Hilbert, Pitt-Bradford, Lake Erie, Bethany (W.V.), Lincoln (Pa.), Heidelberg, Penn St.-Behrend, Frostburg St., Medaille, Mt. Aloysius, Pitt-Greensburg, Washington Bible, Pitt-Bradford, Penn St.-Behrend, Frostburg St., Medaille, Pitt-Greensburg, Mt. Aloysius, and Pitt-Bradford.

Nickname: Lions
Colors: Navy Blue & White
Arena: Adler Athletic Complex
Capacity: 800; Year Built: 1972
AD: Fredina M. Ingold
SID: Brent Baird

PENN ST.-BEHREND

Erie, PA 16563-0101 III

Coach: Dave Niland, Le Moyne 1989

2006-07 RESULTS (21-8)

Table with 2 columns: Rank and Team Name. Lists 21 teams including Elmira, Ohio Wesleyan, Allegheny, Mt. Aloysius, Frostburg St., Hilbert, Pitt-Greensburg, Westminister (Pa.), Lebanon Valley, St. John's (Minn.), Penn St.-Altoona, Medaille, La Roche, Pitt-Bradford, Lake Erie, Frostburg St., Mt. Aloysius, Pitt-Greensburg, Hilbert, Penn St.-Altoona, Medaille, La Roche, Lake Erie, Pitt-Bradford, Pitt-Bradford, Lake Erie, Grove City, Juniata, and DeSales.

Nickname: Behrend Lions
Colors: Blue & White
Arena: Athletics & Recreation Cn

Capacity: 1,600; Year Built: 2000
AD: Brian Streeter
SID: Paul Benim

PENN ST.-BERKS

Reading, PA 19610-6009..... III

Coach: Scott Yarnell, Alvernia 1990

2006-07 RESULTS (8-18)

Table with 2 columns: Rank and Team Name. Lists 18 teams including Randolph-Macon, John Jay, Cabrini, West Chester, Purchase St., Keystone, Keuka, Kutztown, Alvernia, Gallaudet, Chestnut Hill, D'Youville, Villa Julie, Phila. Biblical, Polytechnic (N.Y.), Cazenovia, DeSales, Chestnut Hill, Bard, Villa Julie, Lancaster Bible, Baptist Bible (Pa.), Polytechnic (N.Y.), Phila. Biblical, Purchase St., and Chestnut Hill.

Nickname: Nittany Lions
Colors: Blue & White
Arena: Beaver Community Center
Capacity: 550; Year Built: 1980
AD: William Sutherland
SID: Kate Corcoran

PEPPERDINE

Malibu, CA 90263..... I

Coach: Vance Walberg, Cal St. Bakersfield 1978

2006-07 RESULTS (8-23)

Table with 2 columns: Rank and Team Name. Lists 23 teams including Washington, UNI, Nicholls St., Cal St. Northridge, UC Santa Barbara, UC Irvine, Oklahoma St., Colorado, Long Beach St., Cal St. Fullerton, Cal St. Bakersfield, Northern Ariz., Connecticut, Binghamton, New Mexico, Manhattan, Portland, Gonzaga, San Diego, San Francisco, Loyola Marymount, St. Mary's (Cal.), Santa Clara, Gonzaga, Portland, San Francisco, San Diego, Loyola Marymount, St. Mary's (Cal.), Santa Clara, and San Diego.

Nickname: Waves
Colors: Blue & Orange
Arena: Firestone Fieldhouse
Capacity: 3,104; Year Built: 1973

AD: John G. Watson
SID: Al Barba

PFEIFFER

Misenheimer, NC 28109-0960..... II

Coach: Dave Davis, Warren Wilson 1983

2006-07 RESULTS (17-11)

Table with 2 columns: Rank and Team Name. Lists 17 teams including Allen, Mount Olive, King (Tenn.), Lees-McRae, Belmont Abbey, Coker, Davis & Elkins, Glenville St., Fairmont St., Columbia Union, Barton, Erskine, Queens (N.C.), Lees-McRae, Anderson (S.C.), St. Andrews, Limestone, Belmont Abbey, Mount Olive, Queens (N.C.), Limestone, Coker, St. Andrews, Lees-McRae, Anderson (S.C.), Barton, Erskine, and Limestone.

Nickname: Falcons
Colors: Black & Gold
Arena: Merner Gymnasium
Capacity: 2,500; Year Built: 1971
AD: Robert Stewart
SID: Chris Potter

PHILA. BIBLICAL

Langhorne, PA 19047-2990..... III

Coach: Dick Beach, King's (N.Y.) 1971

2006-07 RESULTS (9-17)

Table with 2 columns: Rank and Team Name. Lists 17 teams including Moody Bible, Hannibal-La Grange, Gordon, Rowan, Keuka, Polytechnic (N.Y.), Widener, Messiah, Swarthmore, D'Youville, Purchase St., Cazenovia, Chestnut Hill, Penn St.-Berks, Villa Julie, Polytechnic (N.Y.), Bard, Purchase St., Baptist Bible (Pa.), Chestnut Hill, Montclair St., Keystone, Villa Julie, Lancaster Bible, Penn St.-Berks, and Villa Julie.

Nickname: Crimson Eagles
Colors: Crimson & Black & White
Arena: Mason Activity Center
Capacity: 800; Year Built: 1992
AD: Drew Watson
SID: Julie Brubaker

PHILA. SCIENCES

Philadelphia, PA 19104-4495 II

Coach: David Pauley, Temple 1979

2006-07 RESULTS (14-15)

62 West Chester	68
66 Wilmington (Del.)	53
53 Kutztown	55
67 Nyack	75
76 Goldey-Beacom	67
39 Holy Family	49
65 Caldwell	52
73 Bloomfield	69
64 Chestnut Hill	53
94 East Stroudsburg	98
64 Post	57
49 Dominican (N.Y.)	60
74 Penn St.-Abington	61
83 Felician	53
56 Philadelphia U.	51
59 Nyack	60
68 Wilmington (Del.)	57
65 Caldwell	75
55 Goldey-Beacom	68
63 Post	72
58 Holy Family	61
67 Bloomfield	76
68 Dominican (N.Y.)	75
74 Philadelphia U.	61
71 Bridgeport	82
83 Felician	73
55 Holy Family	50
62 Post	55
60 Caldwell	61

Nickname: Devils
 Colors: Cardinal & Silver
 Arena: Robert "Bobby" Morgan Arena
 Capacity: 1,000; Year Built: 2003
 AD: Robert C. Morgan
 SID: Bob Heller

PHILADELPHIA U.

Philadelphia, PA 19144-5497 II

Coach: Herb Magee, Philadelphia U. 1963

2006-07 RESULTS (20-10)

85 Bryant	63
75 Chestnut Hill	63
55 St. Thomas Aquinas	52
65 Holy Family	61
66 Felician	69
78 Wilmington (Del.)	49
102 Bloomfield	69
62 Post	61
63 American Int'l.	57
69 Southern N.H.	55
62 St. Rose	63
90 Goldey-Beacom	67
62 Adelphi	66
68 Nyack	59
68 Caldwell	67
77 Dominican (N.Y.)	57
51 Phila. Sciences	56
79 Felician	67
63 Holy Family	56
67 Post	83
65 Wilmington (Del.)	60
90 Bloomfield	64
55 Goldey-Beacom	72
73 Nyack	62
61 Phila. Sciences	74
57 Caldwell	53
36 Dominican (N.Y.)	51
71 Dominican (N.Y.)	67
64 Caldwell	73
65 Bridgeport	67

Nickname: Rams
 Colors: Maroon & Grey
 Arena: Bucky Harris Gym
 Capacity: 1,000; Year Built: 1960
 AD: Thomas R. Shirley Jr.
 SID: Tony Berich

PIEDMONT

Demorest, GA 30535 III

Coach: Lee Glenn, Methodist 2000

2006-07 RESULTS (13-13)

71 Greensboro	81
64 Ferrum	70
87 Methodist	73
68 Southern Tech	72
95 Wesley	89
78 N.C. Wesleyan	57
90 Oglethorpe	95
97 Rust	90
67 Averett	73
79 Oglethorpe	87
93 Pensacola Christian	80
84 Maryville (Tenn.)	87
74 Huntingdon	63
74 Chris. Newport	72
55 Methodist	71
98 Atlanta Christian	65
66 LaGrange	71
95 Sewanee	92
98 Southeastern Bible	69
117 Toccoa Falls	74
80 LaGrange	87
96 Huntingdon	77
78 Maryville (Tenn.)	101
114 Southeastern Bible	83
75 Pensacola Christian	83
97 LaGrange	102

Nickname: Lions
 Colors: Green & Gold
 Arena: Johnny Mize Center
 Capacity: 5,000; Year Built: 2000
 AD: John Dzik
 SID: Richard Dombrowsky

PITTSBURG ST.

Pittsburg, KS 66762 II

Coach: Gene Iba, Tulsa 1963

2006-07 RESULTS (18-13)

73 West Tex. A&M	59
81 Central Bible (Mo.)	36
81 Evangel	66
53 Colorado Mines	39
72 Cameron	87
65 Avila	47
82 Rhema	49
67 Central Mo.	87
71 Midwestern St.	74
77 Southeastern Okla.	72
68 Truman	63
84 Mo. Southern St.	71
77 Emporia St.	86
84 Southwest Baptist	87
64 Northwest Mo. St.	69
69 Mo. Western St.	71
84 Washburn	79
75 Fort Hays St.	77
59 Central Mo.	81
56 Fort Hays St.	55
72 Washburn	61
64 Mo. Western St.	73
74 Northwest Mo. St.	56
91 Emporia St.	88
51 Southwest Baptist	58
72 Mo. Southern St.	67
68 Truman	65
73 Southwest Baptist	70
76 Northwest Mo. St.	70
56 Central Mo.	59
53 Northwest Mo. St.	74

Nickname: Gorillas
 Colors: Crimson & Gold
 Arena: John Lance Arena
 Capacity: 6,500; Year Built: 1971
 AD: Charles Broyles
 SID: Dan Wilkes

PITTSBURGH

Pittsburgh, PA 15260 I

Coach: Jamie Dixon, TCU 1987

2006-07 RESULTS (29-8)

86 Western Mich.	67
67 Delaware St.	50
78 Northeastern	52
85 Massachusetts	68
66 Oakland	55
88 Florida St.	66
67 Robert Morris	53
74 Auburn	66
73 Duquesne	56
70 Buffalo	67
75 Wisconsin	89
89 Oklahoma St.	95
84 Dayton	54
77 Florida A&M	51
74 Syracuse	66
69 South Fla.	48
59 DePaul	49
74 Georgetown	69
63 Connecticut	54
74 Marquette	77
67 Cincinnati	51
72 St. John's (N.Y.)	46
65 Villanova	59
60 West Virginia	47
74 Providence	68
53 Louisville	66
65 Washington	61
71 Seton Hall	68
53 Georgetown	61
80 West Virginia	66
71 Marquette	75
89 Marquette	79
65 Louisville	59
42 Georgetown	65
79 Wright St.	58
84 VCU	79
55 UCLA	64

Nickname: Panthers
 Colors: Gold & Blue
 Arena: Petersen Events Center
 Capacity: 12,508; Year Built: 2003
 AD: Jeffrey Long
 SID: Greg Hotchkiss

PITT-BRADFORD

Bradford, PA 16701-2898 III

Coach: Andy Moore, Mansfield 1986

2006-07 RESULTS (14-13)

72 St. Lawrence	79
80 Brockport St.	105
86 Westminster (Pa.)	82
80 Elmira	70
66 Medaille	57
66 La Roche	62
66 Fredonia St.	57
75 Penn St.-Altoona	63
99 Mt. Aloysius	91
61 Nazareth	81
57 Geneseo St.	77
52 Frostburg St.	54
52 Lake Erie	69
85 Pitt-Greensburg	69
64 Penn St.-Behrend	69
75 Hilbert	73
85 La Roche	73
66 Medaille	69
108 Mt. Aloysius	90
56 Penn St.-Altoona	77
56 Frostburg St.	63
64 Lake Erie	93
70 Pitt-Greensburg	57
67 Hilbert	59
53 Penn St.-Behrend	55
61 Penn St.-Altoona	49
39 Penn St.-Behrend	63

Nickname: Panthers
 Colors: Navy & Gold

Arena: Pitt Bradford Sport & Fitness Center
 Capacity: 1,100; Year Built: 2002
 AD: Lori Mazza
 SID: Greg Clark

PITT-GREENSBURG

Greensburg, PA 15601-5898 III

Coach: Marcus Kahn, Redlands 1997

2006-07 RESULTS (3-22)

88 Dickinson	100
72 Messiah	92
70 Bethany (W.V.)	90
52 Indiana (Pa.)	85
79 Frostburg St.	89
58 Lake Erie	97
96 Mt. Aloysius	84
61 Penn St.-Behrend	73
94 Westminster (Pa.)	99
71 Trinity (Tex.)	82
34 Southwestern (Tex.)	76
74 Medaille	71
77 Hilbert	84
69 Pitt-Bradford	85
86 La Roche	87
76 Penn St.-Altoona	88
86 Lake Erie	98
73 Frostburg St.	75
60 Penn St.-Behrend	88
86 Mt. Aloysius	106
77 Medaille	80
91 Hilbert	94
57 Pitt-Bradford	70
68 Penn St.-Altoona	69
82 La Roche	67

Nickname: Bobcats
 Colors: Navy Blue & Gold
 Arena: Chambers Hall
 Capacity: 500; Year Built: 1989
 AD: Dick William Hack
 SID: Kevin Conlon

PITT-JOHNSTOWN

Johnstown, PA 15904-2990 II

Coach: Bob Rukavina, Indiana (Pa.) 1985

2006-07 RESULTS (21-9)

82 Columbia Union	65
88 Wheeling Jesuit	93
96 West Liberty St.	87
86 West Virginia St.	79
86 Lock Haven	71
68 Gannon	73
86 West Va. Wesleyan	67
94 Penn St.-Fayette	36
73 Seton Hill	64
69 East Stroudsburg	62
94 West Liberty St.	101
71 Wheeling Jesuit	73
69 Shippensburg	78
89 Indiana (Pa.)	61
100 Concord	88
72 Penn St.-New Kens.	57
62 West Chester	64
71 Dist. Columbia	70
86 Mansfield	82
101 Columbia Union	61
82 Penn St.-McKeesport	41
72 Indiana (Pa.)	63
61 California (Pa.)	67
82 Dist. Columbia	73
88 Bloomsburg	82
69 Mansfield	58
70 Lock Haven	71
61 Ga. Southwestern	70
86 Palm Beach Atl.	71
82 Dist. Columbia	65

Nickname: Mountain Cats
 Colors: Vegas Gold & Navy Blue
 Arena: Sports Center
 Capacity: 2,400; Year Built: 1976

AD: Michael F. Castner
SID: Chris Caputo

PLATTSBURGH ST.

Plattsburgh, NY 12901 III

Coach: Tom Curle, Plattsburgh St. 1981

2006-07 RESULTS (21-9)

52	Connecticut Col. †	55
73	Penn St.-Abington †	68
72	Norwich	55
59	St. Lawrence	71
72	Brockport St.	74
65	Geneseo St.	59
73	Clarkson	63
62	Kean †	70
86	Colby †	67
73	Oswego St.	75
56	Oneonta St.	58
86	New Paltz St.	66
73	Fredonia St.	64
90	Buffalo St.	84
89	Potsdam St.	88
78	Buffalo St.	66
69	Fredonia St.	55
91	SUNYIT	76
62	Cortland St.	55
86	Middlebury	69
74	Geneseo St.	80
60	Morrisville St.	57
78	Oswego St.	77
84	SUNYIT	89
71	New Paltz St.	66
82	Buffalo St.	72
89	Oswego St. †	73
80	Brockport St.	75
61	Rochester (N.Y.) †	60
87	St. John Fisher	95

Nickname: Cardinals
Colors: Cardinal Red & White
Arena: Memorial Hall Gymnasium
Capacity: 1,400; Year Built: 1961
AD: Bruce Delventhal
SID: Patrick Stewart

PLYMOUTH ST.

Plymouth, NH 03264-1595 III

Coach: John Scheinman, Marist 1984

2006-07 RESULTS (10-16)

82	Centenary (N.J.)	67
86	Wheaton (Mass.)	78
88	Castleton	87
86	Colby-Sawyer †	77
70	Salem St.	87
81	Western Conn. St.	84
74	Rivier	56
73	Bridgewater St.	82
89	Rhode Island Col.	91
77	Tufts	87
92	Johnson & Wales (RI)	86
64	Bowdoin	65
51	Mass.-Dartmouth	64
87	Me.-Farmington	64
90	Mass.-Boston	97
52	Eastern Conn. St.	51
74	Southern Me.	81
71	Western Conn. St.	76
57	Keene St.	58
52	Rhode Island Col.	67
69	Mass.-Dartmouth	71
68	Southern Me.	60
96	Mass.-Boston	67
73	Keene St.	88
80	Eastern Conn. St.	87
86	Keene St.	98

Nickname: Panthers
Colors: Green & White
Arena: Foley Gymnasium
Capacity: 2,000; Year Built: 1969
AD: John P. Clark
SID: Kent Cherrington

POLYTECHNIC (N.Y.)

Brooklyn, NY 11201 III

Coach: Daniel Nigro, St. Francis (N.Y.)
1995

2006-07 RESULTS (4-20)

55	Thomas (Me.) †	58
63	City Tech †	66
70	Pratt	49
61	Baruch	79
64	D'Youville	69
54	Phila. Biblical	61
84	Cazenovia	80
53	New York U.	77
57	Bard	73
47	Yeshiva	66
49	Purchase St.	62
60	Chestnut Hill	74
61	Penn St.-Berks	74
68	Phila. Biblical	60
65	Baptist Bible (Pa.)	80
86	Villa Julie	95
74	St. Joseph's (L.I.)	103
67	Keystone	85
75	Purchase St.	73
65	Villa Julie	90
54	Keuka	82
73	Penn St.-Berks	92
69	St. Joseph's (Brkln)	86
65	Chestnut Hill	86

Nickname: Blue Jays
Colors: Blue & Gray
Arena: Joseph J. & Violet J. Jacobs
Building
Capacity: 327; Year Built: 2002
AD: Maureen Brazier
SID: Robert Zieg

POMONA-PITZER

Claremont, CA 91711-6346 III

Coach: Charles Katsiaficas, Tufts 1984

2006-07 RESULTS (16-8)

71	Vanguard	56
83	Hope Int'l †	82
80	Willamette †	68
89	Worcester St. †	61
65	Washington-St. Louis	81
84	La Sierra	66
89	Biola	95
77	Wooster	97
58	Westmont	72
94	La Sierra	81
110	Redlands	116
98	Caltech	55
54	Occidental	70
79	Whittier	71
66	Cal Lutheran	68
66	Claremont-M-S	62
77	La Verne	61
113	Redlands	102
97	Caltech	50
59	Occidental	76
80	Whittier	68
69	Cal Lutheran	64
61	Claremont-M-S	47
77	La Verne	72

Nickname: Sagehens
Colors: Blue, Orange & White
Arena: Voelkel Gymnasium
Capacity: 1,500; Year Built: 1989
AD: Charles C. Katsiaficas
SID: Ben Belletto

PORTLAND

Portland, OR 97203-5798 I

Coach: Eric Reveno, Stanford 1989

2006-07 RESULTS (9-23)

48	Oregon St.	65
53	Cal Poly †	56

55	Southeastern La. †	63
59	Montana St.	53
76	UC Davis	72
50	BYU	79
53	Portland St.	69
50	Washington St.	62
67	UC Santa Barbara	75
56	Weber St.	72
66	Eastern Wash.	87
51	Weber St.	68
69	Notre Dame	86
61	Montana	58
49	Oregon	76
74	Lewis & Clark	64
73	Pepperdine	69
81	Loyola Marymount	65
57	St. Mary's (Cal.)	73
41	Santa Clara	57
68	Gonzaga	80
70	San Diego	74
65	San Francisco	66
59	Loyola Marymount	74
87	Pepperdine	76
53	Santa Clara	76
55	St. Mary's (Cal.)	47
67	Gonzaga	87
76	San Diego	82
67	San Francisco	70
55	Loyola Marymount	41
47	St. Mary's (Cal.)	87

Nickname: Pilots
Colors: Purple & White
Arena: Chiles Center
Capacity: 4,852; Year Built: 1984
AD: Lawrence Williams
SID: Jason Brough

PORTLAND ST.

Portland, OR 97207-0751 I

Coach: Ken Bone, Seattle Pacific 1983

2006-07 RESULTS (19-13)

65	Cal St. Northridge †	90
94	Lehigh †	90
68	Oregon	116
71	Arizona St.	67
95	Evergreen St.	76
69	Portland	53
51	Gonzaga	69
71	Utah Valley St.	69
107	Pacific Lutheran	57
72	San Jose St.	63
73	Washington	105
93	UC Davis	61
78	Howard	49
74	Montana	80
79	Montana St.	65
78	Northern Ariz.	85
79	Northern Colo.	66
65	Weber St.	75
70	Eastern Wash.	88
86	Northern Colo.	71
83	Northern Ariz.	78
93	Sacramento St.	97
67	Idaho St.	65
70	Montana	68
71	Montana St.	79
62	Weber St.	64
92	Eastern Wash.	86
87	Cal Poly	92
100	Sacramento St.	73
70	Idaho St.	63
96	Montana St.	71
74	Weber St.	77

Nickname: Vikings
Colors: Green, White & Silver
Arena: Peter W. Stott Center
Capacity: 1,500; Year Built: 1967
AD: Teri Mariani
SID: Mike Lund

POST

Waterbury, CT 06723 II

Coach: Mike Donnelly, Sacred Heart
1997

2006-07 RESULTS (17-12)

61	Merrimack	52
67	Bridgeport	70
70	Mass.-Lowell †	75
71	Molloy	74
70	Nyack	65
83	Felician	78
63	Holy Family	75
65	Pace	97
61	Philadelphia U.	62
73	C.W. Post	85
83	New Haven	61
57	Phila. Sciences	64
59	Goldey-Beacom	58
63	Wilmington (Del.)	62
96	Bloomfield	95
61	Caldwell	53
67	Holy Family	65
89	Dominican (N.Y.)	54
85	Nyack	73
83	Philadelphia U.	67
89	Felician	92
72	Phila. Sciences	63
59	Goldey-Beacom	68
73	Caldwell	56
100	Wilmington (Del.)	88
79	Bloomfield	85
74	Dominican (N.Y.)	73
78	Felician	71
55	Phila. Sciences †	62

Nickname: Eagles
Colors: Hunter, Black & White
Arena: Drubner Center
Capacity: 350; Year Built: 1972
AD: Anthony Fallacaro
SID: Patrick Moran

POTSDAM ST.

Potsdam, NY 13676-0000 III

Coach: Sherry Dobbs, Plattsburgh St.
1998

2006-07 RESULTS (9-16)

82	Green Mountain	57
55	Clarkson	58
67	New York U.	77
63	Clarkson	74
64	Geneseo St.	67
98	Brockport St.	95
60	St. Lawrence	76
68	Alfred	62
78	Ithaca	91
71	Westfield St. †	76
85	Framingham St. †	66
88	SUNYIT	76
61	New Paltz St.	73
62	Oneonta St.	56
94	Buffalo St.	76
53	Fredonia St.	63
88	Plattsburgh St.	89
83	Oswego St.	72
74	Cortland St.	89
79	SUNYIT	90
75	Brockport St.	92
59	Geneseo St.	85
65	Cortland St.	67
66	New Paltz St.	75
61	Oneonta St.	59

Nickname: Bears
Colors: Maroon & Gray
Arena: Maxcy Hall
Capacity: 3,600; Year Built: 1972
AD: James Zalacca
SID: Boyd Jones

PRAIRIE VIEW

Prairie View, TX 77446-0519 I

Coach: Byron Rimm II, Cal St. L.A. 1999

2006-07 RESULTS (8-22)

49	Texas A&M	81
61	S'western Assemblies	57
48	Ball St.	65
33	Florida	94
49	Tennessee St. †	60
66	Chattanooga †	79
54	Houston	101
51	SMU	68
54	Tulsa	83
65	Rice	82
61	Baylor	103
64	Alcorn St.	71
58	Southern U.	63
67	Texas Southern	71
89	Huston-Tillotson	70
52	Grambling	66
62	Jackson St.	74
61	Mississippi Val.	64
56	Ark.-Pine Bluff	61
50	Alabama St.	47
60	Alabama A&M	58
66	Texas Southern	65
73	Grambling	87
67	Jackson St.	79
47	Mississippi Val.	45
67	Ark.-Pine Bluff	70
74	Alabama St.	60
66	Alabama A&M	86
78	Alcorn St.	73
51	Southern U.	66

Nickname: Panthers
 Colors: Purple & Gold
 Arena: William J. Nicks Building
 Capacity: 5,000; Year Built: 1968
 AD: Charles McClelland
 SID: Harlan Robinson

PRESBYTERIAN

Clinton, SC 29325-2998 II

Coach: Gregg Nibert, Marietta 1979

2006-07 RESULTS (20-9)

69	Lander	63
81	North Greenville	58
60	Lander	59
86	Allen	54
51	Winthrop	76
71	GCSU	58
64	S.C. Upstate	68
77	GCSU	88
64	Erskine	59
66	Fla. Southern	67
82	Montevallo †	72
61	Tusculum	59
65	Mars Hill	42
61	Lenoir-Rhyne	75
57	Lincoln Memorial	74
69	Catawba	56
70	Wingate	84
59	Carson-Newman	51
70	Newberry	43
66	Mars Hill	63
75	Lenoir-Rhyne	72
73	Lincoln Memorial	57
88	Wingate	77
77	Carson-Newman	72
53	Tusculum	50
60	Newberry	29
57	Catawba	63
56	Newberry	48
64	Wingate †	73

Nickname: Blue Hose
 Colors: Blue & Garnet
 Arena: Ross E. Templeton Center
 Capacity: 2,500; Year Built: 1975
 AD: William B. Carlton
 SID: Brian Hand

PRESENTATION

Aberdeen, SD 57401 III

Coach: Brad Vanden Boogaard, Wis.-Parkside 1999

2006-07 RESULTS (9-15)

74	Trinity Bible (N.D.)	57
86	Minot St.	81
72	Augsburg	93
50	Viterbo	62
83	Minn.-Morris	69
50	Chaminade	92
63	Central (Iowa) †	68
69	Hastings	80
66	Mt. Marty	68
44	Valley City St.	67
62	Martin Luther	69
68	Bethany Lutheran	65
63	St. Scholastica	77
47	Northland	62
93	Trinity Bible (N.D.)	75
57	Northwestern (Minn.)	80
61	Crown (Minn.)	43
73	Crown (Minn.)	52
58	Northwestern (Minn.)	56
56	Bethany Lutheran	67
66	Martin Luther	86
80	Northland	67
59	St. Scholastica	72
59	Minn.-Morris	73

Nickname: Saints
 Colors: Old gold & hunter green
 Arena: Stode Activity Center
 Capacity: 1,400
 AD: Jim Zimmerman
 SID: To be named

PRINCETON

Princeton, NJ 08544 I

Coach: Joe Scott, Princeton 1987

2006-07 RESULTS (11-17)

57	Loyola (Ill.) †	68
73	VMI †	68
56	Alabama A&M †	39
57	Manhattan	45
44	Lafayette	42
50	North Dakota St. †	57
53	Northwestern St. †	51
44	Lehigh	43
47	Rutgers	53
61	Marshall	45
48	South Carolina	54
57	Iona	46
51	Rice	28
56	Columbia	64
35	Cornell	55
41	Seton Hall	79
35	Yale	43
48	Brown	63
74	Harvard	68
44	Dartmouth	45
35	Penn.	48
50	Cornell	57
54	Columbia	49
43	Dartmouth	53
43	Harvard	50
55	Brown	64
51	Yale	52
48	Penn.	64

Nickname: Tigers
 Colors: Orange & Black
 Arena: Jadwin Gymnasium
 Capacity: 6,854; Year Built: 1969
 AD: Gary D. Walters
 SID: David Rosenfeld

PRINCIPIA

Elsah, IL 62028-9799 III

Coach: Garry Sprague, Principia 1986

2006-07 RESULTS (1-22)

60	St. Louis Pharmacy	68
50	Hendrix	97
50	Austin †	89
36	Northwest Mo. St.	111
52	Wheaton (Ill.)	112
48	Westminster (Mo.)	72
58	Greenville	91
72	MacMurray	83
52	Fontbonne	69
64	Blackburn	75
87	Lincoln Christian	53
63	Webster	82
56	Eureka	72
61	Maryville (Mo.)	78
64	Westminster (Mo.)	72
67	MacMurray	95
89	Greenville	96
53	Blackburn	77
53	Fontbonne	94
55	Maryville (Mo.)	75
68	Lincoln Christian	93
61	Webster	78
78	Eureka	84

Nickname: Panthers
 Colors: Gold & Blue
 Arena: Hay Field House
 Capacity: 1,000; Year Built: 1967
 AD: Lenore Suarez
 SID: Brian Peticolas

PROVIDENCE

Providence, RI 02918 I

Coach: Tim Welsh, Potsdam St. 1984

2006-07 RESULTS (18-13)

96	Fairleigh Dickinson	71
41	Brown	51
73	Boston College	64
86	George Washington	67
81	Columbia	55
95	Rhode Island	66
67	Fairfield	50
67	Florida	85
94	Maine	79
77	Holy Cross	68
101	Harvard	92
62	Florida St. †	92
107	Longwood	69
74	Marquette	59
91	Seton Hall	69
63	Louisville	78
68	Seton Hall	69
78	Rutgers	63
73	Villanova	82
84	Connecticut	72
62	Marquette	69
71	Cincinnati	70
68	Pittsburgh	74
78	Notre Dame	81
71	St. John's (N.Y.)	66
64	West Virginia	61
67	Syracuse	71
77	South Fla.	72
64	St. John's (N.Y.)	77
79	West Virginia †	92
78	Bradley	90

Nickname: Friars
 Colors: Black, White & Silver
 Arena: Dunkin' Donuts Center
 Capacity: 12,993; Year Built: 1972
 AD: Robert Driscoll
 SID: Arthur Parks

PUGET SOUND

Tacoma, WA 98416-9710 III

Coach: Justin Lunt, Pacific Lutheran 2003

2006-07 RESULTS (18-7)

124	UC Santa Cruz	86
130	Menlo	102
98	Northwest Chrst.	91
102	Warner Pacific	109
140	Willamette	137
92	George Fox	79
114	Puget Sound Chrst.	56
114	La Verne	104
106	Whittier	88
117	Chapman	111
108	Pacific Lutheran	96
71	Pacific (Ore.)	77
77	Whitworth	72
102	Whitman	88
94	Lewis & Clark	88
70	Linfield	64
108	Willamette	119
63	George Fox	75
89	Pacific Lutheran	86
85	Pacific (Ore.)	79
95	Whitworth	90
99	Whitman	106
86	Lewis & Clark	98
83	Linfield	76
60	Lewis & Clark	66

Nickname: Loggers
 Colors: Maroon & White
 Arena: Memorial Fieldhouse
 Capacity: 4,000; Year Built: 1949
 AD: Amy E. Hackett
 SID: Chris Thompson

PURCHASE ST.

Purchase, NY 10577-1400 III

Coach: Denny Carroll, Dayton 1971

2006-07 RESULTS (5-20)

58	Lehman †	70
80	Cazenovia †	87
89	Pratt	58
62	Old Westbury	92
103	Cazenovia	106
76	Penn St.-Berks	75
66	Eastern Conn. St.	93
70	Brooklyn	71
40	Army	101
58	Vassar	85
67	Phila. Biblical	78
75	Bard	74
57	Baptist Bible (Pa.)	82
62	Polytechnic (N.Y.)	49
67	Villa Julie	81
44	Chestnut Hill	72
46	Keystone	65
70	Phila. Biblical	73
59	Keuka	70
73	Polytechnic (N.Y.)	75
68	D'Youville	66
54	Morrisville St.	69
72	Chestnut Hill	89
68	Villa Julie	98
58	Penn St.-Berks	71

Nickname: Panthers
 Colors: Royal blue, white & orange
 Arena: PC Arena-Field House
 Capacity: 1,500
 AD: Ernie Palmieri
 SID: To be named

PURDUE

West Lafayette, IN 47907-1031 I

Coach: Matt Painter, Purdue 1993

2006-07 RESULTS (22-12)

90	Northern Colo.	58
82	Western Caro.	57

61 Georgia Tech †.....	79
74 Oklahoma †.....	71
81 DePaul †.....	73
61 Virginia.....	59
62 Delaware St.....	40
78 Loyola (Ill.).....	62
79 Missouri.....	62
65 Butler †.....	68
95 Wagner.....	56
79 A&M-Corpus Christi.....	61
70 Indiana St.....	89
102 Southeast Mo. St.....	65
59 Minnesota.....	65
64 Penn St.....	60
58 Indiana.....	85
67 Michigan.....	53
64 Wisconsin.....	69
55 Michigan.....	71
64 Illinois.....	47
60 Ohio St.....	78
69 Penn St.....	59
62 Michigan St.....	38
56 Ohio St.....	63
81 Indiana.....	68
59 Iowa.....	78
75 Northwestern.....	68
66 Minnesota.....	47
73 Northwestern.....	50
74 Iowa †.....	55
52 Ohio St. †.....	63
72 Arizona †.....	63
67 Florida †.....	74

Nickname: Boilermakers
 Colors: Old Gold & Black
 Arena: Mackey Arena
 Capacity: 14,123; Year Built: 1967
 AD: Morgan J. Burke
 SID: Elliot Bloom

QUEENS (N.Y.)

Flushing, NY 11367..... II

Coach: Kyrk Peponakis, St. John's (N.Y.) 1988

2006-07 RESULTS (14-14)

102 Felician.....	90
66 St. Anselm.....	83
65 St. Thomas Aquinas.....	75
84 New Haven.....	67
75 Mass.-Lowell.....	96
76 Molloy.....	64
82 C.W. Post.....	72
80 Northwood (Fla.).....	91
87 Bloomfield †.....	69
59 Dominican (N.Y.).....	54
67 Bridgeport.....	83
50 Adelphi.....	64
57 Dominican (N.Y.).....	66
73 NYIT.....	71
65 Concordia (N.Y.).....	67
85 Dowling.....	62
76 Mercy.....	60
95 St. Thomas Aquinas.....	75
65 New Haven.....	73
74 C.W. Post.....	83
94 Molloy.....	103
86 Bridgeport.....	72
84 Adelphi.....	96
87 NYIT.....	96
88 Concordia (N.Y.).....	74
97 Dowling.....	77
72 Mercy.....	61
79 Adelphi.....	85

Nickname: Knights
 Colors: Blue & Silver
 Arena: Fitzgerald Gymnasium
 Capacity: 3,000; Year Built: 1958
 AD: Richard Wetten
 SID: Neal Kaufer

QUEENS (N.C.)

Charlotte, NC 28274..... II

Coach: Brian Good, Wisconsin 1993

2006-07 RESULTS (20-10)

97 Concord †.....	95
61 Shaw †.....	50
86 Erskine.....	85
69 UNC Pembroke.....	61
82 Tusculum.....	70
66 Augusta St.....	78
68 Wingate.....	74
82 Augusta St.....	97
69 Limestone.....	67
72 Coker.....	58
96 Mount Olive.....	91
75 Anderson (S.C.).....	37
88 Pfeiffer.....	106
94 Barton.....	101
88 Lees-McRae.....	77
70 Belmont Abbey.....	68
78 St. Andrews.....	64
61 Coker.....	53
73 St. Andrews.....	89
101 Pfeiffer.....	89
59 Anderson (S.C.).....	49
66 Limestone.....	63
72 Lees-McRae.....	58
87 Barton.....	95
71 Mount Olive.....	95
64 Erskine.....	55
84 Belmont Abbey.....	69
85 Erskine.....	76
86 Mount Olive †.....	93
76 Barton.....	85

Nickname: Royals
 Colors: Navy Blue and Gold
 Arena: Owens Athletic Center
 Capacity: 900; Year Built: 1989
 AD: Jeannie King
 SID: Cherie Swarthout

QUINCY

Quincy, IL 62301-2699..... II

Coach: Marty Bell, South Carolina 1985

2006-07 RESULTS (20-10)

75 Hannibal-La Grange.....	44
104 Grand View.....	67
82 Truman.....	76
89 South Dakota †.....	79
62 Neb.-Omaha.....	58
70 Northern Ky.....	68
67 Bellarmine.....	81
79 Lewis.....	64
82 Wis.-Parkside.....	72
90 Gannon.....	61
64 Henderson St.....	67
88 Truman.....	78
76 Mo.-St. Louis.....	69
86 Mo.-Rolla.....	79
81 Ky. Wesleyan.....	72
76 Southern Ind.....	74
63 Indianapolis.....	68
63 St. Joseph's (Ind.).....	67
74 Rockhurst.....	67
78 Drury.....	74
67 SIU Edwardsville.....	55
61 Rockhurst.....	72
69 Drury.....	76
71 SIU Edwardsville.....	76
65 Southern Ind.....	87
80 Mo.-St. Louis.....	70
92 Mo.-Rolla.....	83
79 St. Joseph's (Ind.) †.....	62
57 Southern Ind.....	76
75 Grand Valley St. †.....	85

Nickname: Hawks
 Colors: Brown, White & Gold
 Arena: Pepsi Arena
 Capacity: 2,000; Year Built: 1950
 AD: Patrick Atwell
 SID: Brian Lovellette

QUINNIPIAC

Hamden, CT 06518-1940..... I

Coach: Joe DeSantis, Fairfield 1979

2006-07 RESULTS (14-15)

46 Connecticut.....	53
92 Concordia (N.Y.).....	77
71 Lehigh.....	55
59 New Hampshire.....	64
71 Colgate.....	80
74 Brown.....	80
73 Mt. St. Mary's.....	78
75 Fairleigh Dickinson.....	80
53 Dartmouth.....	56
87 Vermont.....	101
66 Fordham.....	67
68 Robert Morris.....	86
89 St. Francis (Pa.).....	82
80 Wagner.....	72
71 Monmouth.....	51
74 St. Francis (N.Y.).....	72
64 Fairleigh Dickinson.....	63
73 Long Island.....	71
54 Central Conn. St.....	65
73 St. Francis (N.Y.).....	70
70 Mt. St. Mary's.....	62
79 Sacred Heart.....	75
71 Central Conn. St.....	94
70 Long Island.....	68
72 St. Francis (Pa.).....	73
81 Robert Morris.....	75
84 Sacred Heart.....	87
78 Fairleigh Dickinson.....	77
69 Sacred Heart.....	83

Nickname: Bobcats
 Colors: Blue & Gold
 Arena: Burt Kahn Court-Athletic Center
 Capacity: 2,000; Year Built: 1969
 AD: Jack McDonald
 SID: Tom Wilkins

RADFORD

Radford, VA 24142..... I

Coach: Byron Samuels, UNC Asheville 1986

2006-07 RESULTS (8-22)

60 Milwaukee.....	72
63 UAB †.....	76
67 Washington St. †.....	84
72 Western Ill. †.....	75
77 Alcorn St. †.....	49
59 Air Force.....	83
87 Campbell.....	80
67 Richmond.....	50
89 West Va. Wesleyan.....	64
60 George Mason.....	62
94 Shenandoah.....	63
88 Campbell.....	101
51 East Tenn. St.....	71
46 Col. of Charleston.....	68
64 IUPUI †.....	67
74 High Point.....	81
66 Liberty.....	80
80 Coastal Caro.....	76
61 Charleston So.....	53
67 UNC Asheville.....	77
59 Winthrop.....	62
94 VMI.....	103
65 High Point.....	75
70 Charleston So.....	84
67 Coastal Caro.....	85
58 Winthrop.....	77
114 VMI.....	107
68 UNC Asheville.....	78
48 Liberty.....	64
73 High Point.....	90

Nickname: Highlanders
 Colors: Red, White, Green & Blue
 Arena: Donald N. Dedmon Center
 Capacity: 5,000; Year Built: 1981
 AD: Greig W. Denny
 SID: Drew Dickerson

RAMAPO

Mahwah, NJ 07430-1680..... III

Coach: Chuck McBreen, Towson 1988

2006-07 RESULTS (22-8)

76 Yeshiva.....	65
70 Farmingdale St.....	65
74 John Jay.....	59
77 Richard Stockton.....	75
91 City Tech.....	73
87 Kean.....	97
83 Rowan.....	73
91 Lincoln (Pa.).....	75
90 Baruch.....	59
80 Roanoke †.....	63
71 Simpson †.....	86
60 Baldwin-Wallace †.....	72
91 Rutgers-Newark.....	90
72 Wm. Paterson.....	69
81 York (N.Y.).....	62
77 Montclair St.....	74
95 Medgar Evers.....	62
66 New Jersey City.....	73
71 Rutgers-Camden.....	67
72 Lincoln (Pa.).....	73
74 TCNJ.....	55
91 Rutgers-Newark.....	75
67 Wm. Paterson.....	64
68 Montclair St.....	71
64 New Jersey City.....	79
77 TCNJ.....	61
92 Rowan.....	84
83 New Jersey City.....	81
77 York (N.Y.).....	68
61 Stevens Institute.....	69

Nickname: Roadrunners
 Colors: Maroon, Black & White
 Arena: Bradley Center
 Capacity: 1,500; Year Built: 2004
 AD: Michael J. Ricciardi
 SID: Rachel Pinton

RANDOLPH-MACON

Ashland, VA 23005..... III

Coach: Mike Rhoades, Lebanon Valley 1995

2006-07 RESULTS (14-12)

106 Penn St.-Berks †.....	59
81 Lycoming.....	66
77 Chris. Newport.....	84
63 Wash. & Lee.....	58
67 Roanoke.....	62
70 Lynchburg.....	78
77 East Mennonite.....	80
69 Methodist.....	76
84 Union (N.Y.).....	54
70 Alfred.....	59
68 Wis.-Platteville.....	64
73 Guilford.....	80
105 Emory & Henry.....	113
60 Hampden-Sydney.....	59
64 Bridgewater (Va.).....	63
60 Va. Wesleyan.....	65
65 Guilford.....	66
106 Emory & Henry.....	102
70 Lynchburg.....	66
64 Wash. & Lee.....	63
78 Roanoke.....	55
63 Bridgewater (Va.).....	65
69 Va. Wesleyan.....	77
73 East Mennonite.....	48
53 Hampden-Sydney.....	82
58 Roanoke.....	79

Nickname: Yellow Jackets
 Colors: Lemon & Black
 Arena: Crenshaw Gymnasium
 Capacity: 1,300; Year Built: 1963
 AD: Denis Kanach
 SID: Chris Kilcoyne

REDLANDS

Redlands, CA 92373-0999..... III

Coach: Gary Smith, Redlands 1964

2006-07 RESULTS (17-7)

152	West Coast Baptist	98
105	Biola	138
131	UC Santa Cruz	110
123	Cal St. East Bay	115
110	Chapman	107
130	La Sierra	116
123	Hope Int'l	127
105	Cal St. L.A.	129
153	Whitman	149
151	Pacific Union	120
116	Pomona-Pitzer	110
85	Cal Lutheran	129
98	Claremont-M-S	94
116	La Verne	104
109	Occidental	106
132	Whittier	122
121	Caltech	59
102	Pomona-Pitzer	113
90	Cal Lutheran	97
94	Claremont-M-S	86
97	La Verne	93
106	Occidental	116
136	Whittier	129
125	Caltech	43

Nickname: Bulldogs
 Colors: Maroon & Gray
 Arena: Currier Gym
 Capacity: 1,200; Year Built: 1929
 AD: Jeffrey Martinez
 SID: Rachel J. Roche

REGIS (COLO.)

Denver, CO 80221-1099..... II

Coach: Lonnie Porter, Adams St. 1965

2006-07 RESULTS (9-17)

84	Johnson & Wales (CO)	76
72	Angelo St.	66
51	Seattle	54
67	Neb.-Omaha †	69
67	Minn. Duluth †	61
83	Colorado Col.	66
60	Adams St.	59
64	Colorado St.-Pueblo	75
67	Western St.	72
71	Johnson & Wales (CO)	53
64	N.M. Highlands	67
37	Western N.M.	62
55	Mesa St.	63
71	Fort Lewis	79
56	Neb.-Kearney	73
67	Chadron St.	77
70	Metro St.	90
48	Colo. Christian	61
71	UC-Colo. Springs	65
49	Colorado Mines	71
37	Colo. Christian	59
61	Metro St.	86
78	UC-Colo. Springs	75
55	Colorado Mines	81
81	Chadron St.	72
72	Neb.-Kearney	85

Nickname: Rangers
 Colors: Navy Blue & Gold
 Arena: Regis University Fieldhouse
 Capacity: 2,500; Year Built: 1959
 AD: Barbara J. Schroeder
 SID: Jake Strait

RENSSELAER

Troy, NY 12180-3590..... III

Coach: Mike Griffin, Columbia 1965

2006-07 RESULTS (13-13)

60	Muhlenberg	62
57	Arcadia †	55

83	Mt. St. Mary (N.Y.)	71
64	Williams	57
69	Middlebury	64
55	Connecticut Col.	59
89	Morrisville St.	59
78	Wentworth Inst.	57
69	Stevens Institute	74
48	Cortland St.	65
74	Southern Vt.	62
76	Union (N.Y.)	79
62	Skidmore	50
51	Vassar	63
67	Clarkson	49
65	St. Lawrence	71
58	Hamilton	64
64	Hobart	58
70	St. Lawrence	75
77	Clarkson	57
67	Skidmore	53
74	Union (N.Y.)	68
66	Vassar	74
62	Hobart	69
64	Hamilton	86
69	Ithaca	80

Nickname: Red Hawks
 Colors: Cherry & White
 Arena: Robison Gymnasium
 Capacity: 1,500; Year Built: 1920
 AD: Kevin Beattie
 SID: Kevin Beattie

RHODE ISLAND

Kingston, RI 02881-1303..... I

Coach: Jim Baron, St. Bonaventure 1977

2006-07 RESULTS (19-14)

86	Stonehill	62
99	Houston	102
78	Troy †	84
77	Alas. Fairbanks	73
92	Centenary (La.) †	82
68	Boston College	86
85	Iona	60
66	Providence	95
72	Brown	68
85	Utah	84
81	DePaul	89
65	Boston U.	51
69	Ohio	97
69	Kansas	80
69	La Salle	66
75	Dayton	74
58	St. Louis	62
86	St. Joseph's	81
89	St. Bonaventure	78
85	Temple	77
75	Massachusetts	72
78	George Washington	82
45	Fordham	44
55	Massachusetts	77
111	Duquesne	87
83	St. Louis	67
86	Charlotte	69
72	Xavier	98
62	Fordham	71
69	Richmond	71
73	Fordham †	69
79	Xavier †	71
69	George Washington †	78

Nickname: Rams
 Colors: Light & Dark Blue & White
 Arena: Ryan Center
 Capacity: 7,800; Year Built: 2002
 AD: Thomas P. McElroy
 SID: Tim Volkmann

RHODE ISLAND COL.

Providence, RI 02908..... III

Coach: Bob Walsh, Hamilton 1994

2006-07 RESULTS (27-4)

73	Endicott †	59
95	Tufts	84

74	Fitchburg St.	63
78	Keene St.	82
82	Johnson & Wales (RI)	53
84	Salve Regina	78
91	Plymouth St.	89
76	Coast Guard	71
73	Springfield	65
88	Bridgewater St.	80
87	Eastern Conn. St.	79
67	Southern Me.	58
85	Framingham St.	60
86	Mass.-Boston	77
85	Western Conn. St.	61
81	Keene St.	92
78	Mass.-Dartmouth	71
67	Plymouth St.	52
48	Amherst	62
84	Eastern Conn. St.	62
76	Western Conn. St.	66
74	Southern Me.	56
87	Mass.-Dartmouth	77
90	Mass.-Boston	72
72	Southern Me.	69
76	Mass.-Dartmouth	68
87	Keene St.	75
64	Coast Guard	60
70	Brandeis	67
75	Keene St. †	73
69	Amherst	81

Nickname: Anchoermen
 Colors: Gold, White & Burgundy
 Arena: Intercollegiate Athletic
 Capacity: 8,000; Year Built: 1995
 AD: Donald E. Tencher
 SID: Scott Gibbons

RHODES

Memphis, TN 38112-1690..... III

Coach: Herb Hilgeman, Miami (Ohio) 1972

2006-07 RESULTS (8-15)

74	Westminster (Mo.)	77
74	Rhema	62
57	Dallas	69
72	Wesley (Miss.)	65
72	Rust	74
67	Trinity (Tex.)	65
55	Southwestern (Tex.)	68
55	Rust	66
50	Huntingdon	49
59	Huntingdon	50
67	Millsaps	84
81	Dallas	53
56	Sewanee	77
68	Oglethorpe	92
68	Hendrix	70
71	Austin	67
65	DePauw	78
52	Centre	77
79	Trinity (Tex.)	83
61	Southwestern (Tex.)	54
52	Sewanee	59
86	Oglethorpe	94
82	Millsaps	88

Nickname: Lynx
 Colors: Red, Black & White
 Arena: Mallory Gym
 Capacity: 2,000
 AD: Mike Clary
 SID: Rob Sabau

RICE

Houston, TX 77251-1892..... I

Coach: Willis Wilson, Rice 1982

2006-07 RESULTS (16-16)

118	Paul Quinn	66
50	Gonzaga †	88
70	Colorado St. †	61
69	North Texas	71
73	Oregon	79
64	Utah	80

80	Tex. Permian Basin	46
83	Lamar	71
82	Prairie View	65
85	Belmont †	87
67	Western Caro. †	62
69	Vanderbilt	74
28	Princeton	51
75	Tulane	70
64	East Caro.	47
76	Houston	71
67	UCF	72
73	UTEP	67
55	Tulane	75
63	Houston	70
83	East Caro.	74
70	Southern Miss.	55
63	SMU	60
73	UAB	84
63	UCF	74
63	Memphis	99
75	SMU	66
64	Marshall	69
65	Tulsa	73
77	UTEP †	74
53	UCF †	51
62	Houston †	77

Nickname: Owls
 Colors: Blue & Gray
 Arena: Autry Court
 Capacity: 5,000; Year Built: 1950
 AD: Christopher M. DelConte
 SID: Jay Jameson

RICHARD STOCKTON

Pomona, NJ 08240-0195..... III

Coach: Gerry Matthews, Kean 1965

2006-07 RESULTS (19-10)

85	Wesley †	72
64	Otterbein †	57
84	Delaware Valley	70
75	Ramapo	77
68	Rutgers-Newark	75
79	Rutgers-Camden	55
68	Neumann †	65
49	Messiah	55
42	Monmouth	75
51	Wis.-Platteville †	64
59	Alfred †	51
68	Gwynedd-Mercy	57
57	Averett †	51
65	York (Pa.)	63
66	TCNJ	57
91	Kean	82
83	Lincoln (Pa.)	69
53	New Jersey City	64
93	Rowan	83
78	Montclair St.	84
80	Rutgers-Camden	50
66	Wm. Paterson	48
66	TCNJ	58
96	Kean	89
69	Rowan	80
76	Rutgers-Newark	84
78	Old Westbury	73
80	New Jersey City	69
55	New York U.	58

Nickname: Ospreys
 Colors: Black & White
 Arena: Sports Center
 Capacity: 3,000; Year Built: 2000
 AD: G. Larry James
 SID: Chris Rollman

RICHMOND

Richmond, VA 23173-1903..... I

Coach: Chris Mooney, Princeton 1994

2006-07 RESULTS (8-22)

71	East Caro.	67
61	American	50
83	Longwood	72
52	Old Dominion	69
50	Radford	67

73	Marist	80
56	South Fla.	46
54	VCU	68
84	VMI	93
59	Wake Forest	72
63	Tulane	75
53	William & Mary	61
53	Virginia Tech	65
55	Fordham	58
71	St. Bonaventure	66
51	Charlotte	66
58	George Washington	63
54	Dayton	72
56	La Salle	79
53	St. Bonaventure	61
59	Temple	80
56	Massachusetts	72
46	Charlotte	61
69	Duquesne	66
50	Xavier	71
49	George Washington	68
78	St. Joseph's	68
68	St. Louis	78
71	Rhode Island	69
61	Fordham †	63

Nickname: Spiders
 Colors: Red & Blue
 Arena: Robins Center
 Capacity: 9,071; Year Built: 1972
 AD: Jim Miller
 SID: Mark Kwolek

RIDER

Lawrenceville, NJ 08648-3099..... I

Coach: Tommy Dempsey, Susquehanna 1997

2006-07 RESULTS (16-15)

52	NJIT	63
66	Boston U.	60
77	Delaware	67
70	Northeastern	69
89	Drexel	81
66	Monmouth	67
79	Binghamton	65
69	Iona	55
79	Siena	87
61	Villanova	108
74	Fairleigh Dickinson	72
51	Notre Dame	101
58	Fairfield	55
55	Marist	71
75	St. Peter's	67
64	Fairfield	63
79	Niagara	80
75	Manhattan	86
73	Loyola (Md.)	78
84	Siena	78
54	St. Peter's	53
57	Iona	69
78	Marist	79
75	Manhattan	68
98	Canisius	88
73	Loyola (Md.)	95
51	Murray St.	58
81	Canisius	72
77	Niagara	89
77	Iona †	62
52	Niagara †	77

Nickname: Broncs
 Colors: Cranberry & White
 Arena: Alumni Gymnasium
 Capacity: 1,650; Year Built: 1959
 AD: Donald P. Harnum
 SID: Bud Focht

RIPON

Ripon, WI 54971..... III

Coach: Bob Gillespie, Lewis 1971

2006-07 RESULTS (13-10)

80	Buena Vista †	85
76	Viterbo †	65

76	Wis.-Stevens Point	90
62	Wis.-La Crosse	78
89	Knox	75
67	St. Norbert	65
80	Hardin-Simmons †	69
72	Mary Hardin-Baylor	86
72	Illinois Col.	70
60	Lawrence	56
73	Lake Forest	72
79	Monmouth (Ill.)	80
118	Grinnell	120
49	Lake Forest	62
80	Carroll (Wis.)	76
81	Beloit	77
71	St. Norbert	53
91	Illinois Col.	77
76	Knox	66
57	Lawrence	72
75	Carroll (Wis.)	89
82	Beloit	60
79	Carroll (Wis.) †	92

Nickname: Red Hawks
 Colors: Red & White
 Arena: Storzer Center
 Capacity: 2,500; Year Built: 1967
 AD: Robert G. Gillespie
 SID: Patricia A. Malizia

RIVIER

Nashua, NH 03060-5086..... III

Coach: Dave Morissette, Plymouth St. 1994

2006-07 RESULTS (20-9)

94	Johnson St.	74
51	Anna Maria	49
84	New England Col.	69
55	Johnson & Wales (RI)	68
56	Plymouth St.	74
65	Mount Ida	64
66	Suffolk	74
84	Staten Island	74
44	Wheaton (Ill.) †	60
69	Emerson	66
68	Norwich	62
74	Johnson & Wales (RI)	63
64	Western New Eng.	60
67	Emmanuel (Mass.)	69
84	Southern Vt.	78
100	Daniel Webster	74
90	Suffolk	92
87	Albertus Magnus	82
81	Emerson	78
82	Norwich	78
47	Western New Eng.	70
74	Emmanuel (Mass.)	75
87	Southern Vt.	86
80	Daniel Webster	71
78	Albertus Magnus	75
88	Johnson & Wales (RI)	76
94	Suffolk	82
59	Emmanuel (Mass.)	57
47	Keene St.	81

Nickname: Raiders
 Colors: Blue & Gray
 Arena: Muldoon Fitness Center
 Capacity: 300; Year Built: 1984
 AD: Joanne Merrill
 SID: Joanne Merrill

ROANOKE

Salem, VA 24153..... III

Coach: Page Moir, Virginia Tech 1984

2006-07 RESULTS (17-11)

83	Sewanee	81
75	Robert Morris-Chi.	79
34	Va. Wesleyan	67
62	Randolph-Macon	67
92	Emory & Henry	101
67	Guilford	77
63	Ramapo †	80
48	Mount Union †	50

69	Colorado Col. †	40
89	Chestnut Hill	65
60	Drew	48
68	Wash. & Lee	64
78	East. Mennonite	58
72	Guilford	68
91	Lynchburg	34
62	Hampden-Sydney	65
64	Bridgewater (Va.)	59
70	Wash. & Lee	64
112	Emory & Henry	107
48	Va. Wesleyan	62
55	Randolph-Macon	78
69	Lynchburg	56
80	Hampden-Sydney	79
60	Bridgewater (Va.)	43
79	East. Mennonite	65
79	Randolph-Macon	58
87	Bridgewater (Va.)	62
62	Hampden-Sydney	77

Nickname: Maroons
 Colors: Maroon & Gray
 Arena: Bast Center
 Capacity: 2,000; Year Built: 1982
 AD: M. Scott Allison
 SID: Chris Cummings

ROBERT MORRIS

Moon Township, PA 15108-1189. I

Coach: Mark Schmidt, Boston College

2006-07 RESULTS (17-11)

96	Florida Int'l	72
73	Marshall	69
77	New Hampshire	64
55	Maine	43
53	Pittsburgh	67
73	Duquesne	72
74	Sacred Heart	90
60	Wagner	72
79	Youngstown St.	78
81	Canisius	77
83	Goucher	38
86	Quinnipiac	68
64	Central Conn. St.	48
56	Long Island	59
70	Fairleigh Dickinson	66
82	Sacred Heart	84
81	Mt. St. Mary's	78
94	St. Francis (Pa.)	75
68	Monmouth	76
79	Fairleigh Dickinson	84
76	St. Francis (Pa.)	68
65	Mt. St. Mary's	60
97	St. Francis (N.Y.)	102
71	Wagner	63
86	Central Conn. St.	88
75	Quinnipiac	81
90	Long Island	74
61	Mt. St. Mary's	78

Nickname: Colonials
 Colors: Blue & White with Red
 Arena: Charles L. Sewall Center
 Capacity: 3,056; Year Built: 1985
 AD: Craig Coleman
 SID: Jim Duzyk

ROCHESTER (N.Y.)

Rochester, NY 14627-0296..... III

Coach: Mike Neer, Wash. & Lee 1970

2006-07 RESULTS (18-8)

81	Ithaca	72
62	Lake Erie	73
74	Nazareth	71
76	Wash. & Jeff.	44
88	Buffalo St.	57
60	Carnegie Mellon	51
80	Hobart	63
67	St. John Fisher	69
60	Rochester Inst.	54
83	Brandeis	65
61	New York U.	70

70	Nazareth †	57
82	St. John Fisher †	53
80	Geneseo St. †	53
59	Washington-St. Louis	68
74	Chicago	81
84	Case Reserve	43
84	Emory	75
81	Emory	65
67	Case Reserve	56
58	New York U.	53
66	Brandeis	73
73	Chicago	76
66	Washington-St. Louis	61
72	Carnegie Mellon	60
60	Plattsburgh St. †	61

Nickname: Yellowjackets
 Colors: Yellow & Blue
 Arena: Louis Alexander Palestra
 Capacity: 1,889; Year Built: 1930
 AD: George VanderZwaag
 SID: Dennis O'Donnell

ROCHESTER INST.

Rochester, NY 14623-5603..... III

Coach: Bob McVean, Brockport St. 1969

2006-07 RESULTS (14-13)

86	D'Youville	46
51	Clarkson	62
54	St. Lawrence	57
67	Hobart	48
57	Houghton	49
64	York (N.Y.)	60
63	Cortland St.	62
54	Rochester (N.Y.)	60
59	St. John Fisher	65
60	Alfred	69
68	St. John Fisher	75
82	Nazareth †	76
54	Roberts Wesleyan †	61
82	Elmira	70
90	Ithaca	84
86	Nazareth	79
77	Utica	91
82	Hartwick	86
77	Alfred	64
70	St. John Fisher	68
69	Nazareth	60
69	Hartwick	73
66	Utica	61
74	Ithaca	83
73	Elmira	63
58	St. John Fisher	67
63	Oswego St.	74

Nickname: Tigers
 Colors: Burnt Umber, Orange & White
 Arena: Clark Memorial Gymnasium
 Capacity: 2,200; Year Built: 1968
 AD: Louis W. Spiotti Jr.
 SID: Steve Jaynes

ROCKFORD

Rockford, IL 61108-2393..... III

Coach: Ryan Rebsom, Montana Western 1998

2006-07 RESULTS (3-22)

68	Wis. Lutheran	77
59	Elmhurst	78
66	Milwaukee Engr.	70
54	Benedictine (Ill.)	74
88	North Park	91
64	Lakeland	108
67	Maranatha Baptist	56
44	Augustana (Ill.)	78
33	Transylvania †	77
52	Westminster (Utah) †	51
66	MacMurray	94
57	Concordia (Wis.)	68
55	Marian (Wis.)	74
50	Edgewood	69
67	Dominican (Ill.)	89
69	Concordia (Ill.)	68

47	Aurora.....	90
54	Concordia (Wis.)	71
57	Benedictine (Ill.)	64
57	Lakeland.....	90
53	Wis. Lutheran	83
61	Marian (Wis.).....	86
65	Dominican (Ill.).....	92
77	Aurora.....	97
59	Edgewood	71

Nickname: Regents
 Colors: Purple, White
 Arena: Seaver Center
 Capacity: 1,100; Year Built: 1964
 AD: Hank Espensen
 SID: Cory Espensen

ROCKHURST

Kansas City, MO 64110-2561 II

Coach: Bill O'Connor, St. Benedict 1972

2006-07 RESULTS (17-12)

67	St. Cloud St.....	77
76	Neb.-Omaha †.....	63
69	William Jewell	57
66	St. Mary (Kan.).....	40
79	Southwest Baptist	53
64	Mo. Southern St.....	49
54	Wis.-Parksides.....	60
61	Lewis.....	71
82	Mo.-Rolla	76
82	Mo.-St. Louis	83
77	St. Mary (Kan.)	48
64	Southern Ind.....	79
67	Ky. Wesleyan.....	61
63	Indianapolis	46
94	St. Joseph's (Ind.)	77
67	Park	68
78	Drury.....	70
67	Quincy.....	74
65	SIU Edwardsville.....	72
75	Bellarmine	72
63	Northern Ky.	87
72	Quincy	61
70	SIU Edwardsville	64
80	Mo.-Rolla	58
76	Mo.-St. Louis	67
60	Drury	69
75	Southern Ind.....	63
61	Northern Ky. †.....	71
78	Southern Ind. †.....	84

Nickname: Hawks
 Colors: Blue & White
 Arena: Mason-Halpin Field House
 Capacity: 1,500; Year Built: 1938
 AD: Rebecca Morrissey
 SID: John Dodderidge

ROGER WILLIAMS

Bristol, RI 02809 III

Coach: Mike Tully, Clark (Mass.) 1991

2006-07 RESULTS (15-11)

82	Me.-Fort Kent	43
85	Salem St.....	73
92	Johnson & Wales (RI)	78
57	Coast Guard	68
72	Colby-Sawyer	51
65	Curry.....	50
61	Mass.-Dartmouth	72
60	Connecticut Col.....	65
77	Gordon	67
82	Nichols.....	49
84	Eastern Nazarene.....	47
89	Anna Maria.....	49
73	Wesleyan (Conn.)	62
67	Curry	69
61	New England.....	57
50	Salve Regina	56
95	New England Col.....	85
74	Salve Regina	67
58	Endicott.....	62
64	Wentworth Inst.....	74
74	Anna Maria	57

63	Eastern Nazarene	71
60	Nichols.....	65
83	Wheaton (Mass.).....	73
78	Wentworth Inst.....	81
65	St. Joseph's (Me.).....	70

Nickname: Hawks
 Colors: Blue & Gold
 Arena: Campus Recreation Center
 Capacity: 1,200; Year Built: 2003
 AD: George Kolb
 SID: Dave Kemmy

ROLLINS

Winter Park, FL 32789 II

Coach: Tom Klusman, Rollins 1976

2006-07 RESULTS (25-7)

80	UCF.....	83
95	Flagler	81
83	P.R.-Mayaguez	56
76	Warner Southern	65
87	Southeastern (Fla.)	62
71	Tampa.....	80
105	Webber Int'l	79
88	Seattle Pacific †.....	75
74	Central Mo. †.....	81
81	Nyack	67
82	Ga. Southwestern	72
79	Palm Beach Atl.	77
69	Nova Southeastern	67
70	Fla. Southern	59
68	Lynn.....	52
70	St. Leo	57
73	Eckerd	66
87	Florida Tech.....	74
63	Barry	38
71	Fla. Southern	69
80	Nova Southeastern.....	79
60	Tampa	67
93	Lynn	71
81	St. Leo.....	63
57	Eckerd	62
70	Florida Tech	68
76	Barry.....	47
80	Florida Tech †.....	65
62	Nova Southeastern †.....	49
52	Eckerd †.....	67
61	Valdosta St. †.....	60
76	Eckerd †.....	85

Nickname: Tars
 Colors: Blue & Gold
 Arena: Alford Sports Center
 Capacity: 2,500; Year Built: 2000
 AD: Pennie Parker
 SID: Nate Weyant

ROSE-HULMAN

Terre Haute, IN 47803..... III

Coach: Jim Shaw, Indiana 1982

2006-07 RESULTS (9-16)

57	Wabash.....	50
61	Aurora †.....	66
74	Blackburn.....	57
63	Anderson (Ind.).....	50
71	Hanover	72
50	Franklin	58
49	Bluffton	54
80	Fontbonne	78
62	Earlham.....	70
70	Cincinnati-Clermont	60
53	Tri-State.....	60
49	Robert Morris-S'fiel.....	67
39	Defiance.....	60
66	Transylvania.....	82
61	Mt. St. Joseph	77
50	Manchester	47
43	DePauw.....	58
61	Hanover	56
71	Anderson (Ind.)	59
53	Bluffton	62
51	Franklin	68
58	Transylvania	62
46	Mt. St. Joseph.....	67

52	Defiance	61
68	Manchester.....	56

Nickname: Fightin' Engineers
 Colors: Old Rose & White
 Arena: Hulbert Arena
 Capacity: 2,000; Year Built: 1997
 AD: Jeffrey Jenkins
 SID: Kevin Lanke

ROWAN

Glassboro, NJ 08028-1701 III

Coach: Joe Cassidy, St. Joseph's 1974

2006-07 RESULTS (20-6)

68	McMurry †.....	63
68	Johns Hopkins.....	70
93	Medgar Evers	73
76	Phila. Biblical	58
73	Ramapo	83
86	Newport News	76
95	Penn St.-Delaware	66
72	Cabrini	50
92	Gwynedd-Mercy	76
79	Chestnut Hill.....	61
79	Neumann.....	68
70	Rutgers-Camden	60
68	TCNJ	59
82	Penn St.-Abington.....	69
93	Kean	87
66	Wm. Paterson.....	68
83	Richard Stockton	93
82	New Jersey City	95
88	Rutgers-Newark	80
76	Valley Forge Chrst.	56
78	Montclair St.	68
85	Rutgers-Camden	65
81	TCNJ	61
88	Kean	68
80	Richard Stockton	69
84	Ramapo	92

Nickname: Profs
 Colors: Brown & Gold
 Arena: Esby Gym
 Capacity: 1,500; Year Built: 1963
 AD: Joy L. Solomen
 SID: Sheila Stevenson

RUST

Holly Springs, MS 38635..... III

Coach: Rodney Stennis, Rust 1969

2006-07 RESULTS (11-14)

69	Millsaps.....	79
64	Hendrix	61
81	Ozarks (Ark.).....	83
74	Rhodes	72
71	Hendrix	76
78	Maryville (Tenn.)	92
44	Southern Ark.....	71
66	Rhodes	55
90	Piedmont †.....	97
61	Averett †.....	79
70	Belhaven.....	68
55	Dallas †.....	59
67	Huntingdon	51
92	Millsaps.....	70
69	LaGrange.....	75
62	Philander Smith	86
80	Oakwood	81
100	Knoxville	66
86	Fisk	81
73	LeMoyné-Owen	89
77	Philander Smith	64
59	Oakwood	69
92	Fisk.....	66
82	Knoxville.....	81
69	Maryville (Tenn.).....	88

Nickname: Bearcats
 Colors: Blue & White
 Arena: McMillan Multipurpose Ctr
 Capacity: 2,000; Year Built: 1971
 AD: Ishmell H. Edwards
 SID: To be named

RUTGERS

New Brunswick, NJ 08903..... I

Coach: Fred Hill Jr., Monclair St. 1981

2006-07 RESULTS (10-19)

41	Kansas St.	55
82	St. Thomas Aquinas	41
70	Jackson St.	71
72	Bradley †.....	101
44	Miami (Ohio) †.....	57
54	Temple.....	77
75	Nebraska	73
55	New Hampshire	48
53	Princeton.....	47
66	Iona.....	51
67	Lehigh	61
48	North Carolina.....	87
75	South Carolina St.	68
72	Seton Hall.....	77
54	Cincinnati.....	42
58	Syracuse	68
37	DePaul	60
54	Georgetown	68
63	Providence.....	78
40	South Fla.....	62
74	Seton Hall.....	79
83	West Virginia	80
50	Connecticut.....	61
47	Marquette.....	67
73	Cincinnati	69
55	St. John's (N.Y.).....	60
55	Connecticut.....	65
51	Villanova.....	74
66	Notre Dame	73

Nickname: Scarlet Knights
 Colors: Scarlet
 Arena: Louis Brown Athletic Center
 Capacity: 8,000; Year Built: 1977
 AD: Robert E. Mulcahy III
 SID: John Wooding

RUTGERS-CAMDEN

Camden, NJ 08102 III

Coach: Brian Wischusen, Boston College 1997

2006-07 RESULTS (6-19)

55	Alvernia.....	74
53	Curry †.....	51
93	Valley Forge Chrst.	77
89	Albany Pharmacy †.....	68
55	Keystone.....	47
55	Richard Stockton	79
35	Wm. Paterson	82
64	Baptist Bible (Pa.)	71
62	Montclair St.....	81
70	Elizabethtown	75
51	Juniata.....	94
55	Widener.....	68
46	Keystone †.....	50
62	Lincoln (Pa.).....	96
60	Rowan.....	70
62	TCNJ	65
65	Rutgers-Newark	61
49	Kean	80
67	Ramapo	71
50	Richard Stockton	80
46	New Jersey City.....	69
53	Eastern	66
65	Rowan	85
56	TCNJ	70
86	Kean	77

Nickname: Scarlet Raptors
 Colors: Scarlet & Silver
 Arena: Rutgers Camden Gymnasium
 Capacity: 2,100; Year Built: 1973
 AD: Jeffrey L. Dean
 SID: Mike Ballard

RUTGERS-NEWARK

Newark, NJ 07102..... III

Coach: Joe Loughran, American Int'l 1993

2006-07 RESULTS (18-11)

79 Penn St.-Abington	73
64 Connecticut Col.	63
75 CCNY	66
80 York (N.Y.)	74
75 Richard Stockton	68
77 New Jersey City	72
70 Medgar Evers	56
93 Farmingdale St.	87
67 Hunter	65
79 Manhattanville	84
73 Elizabethtown †	87
76 Methodist †	72
90 Ramapo	91
73 City Tech	66
69 Wm. Paterson	62
61 Rutgers-Camden	65
61 John Jay	47
77 Montclair St.	76
76 TCNJ	52
80 Rowan	88
56 New Jersey City	77
95 Kean	93
75 Ramapo	91
61 Wm. Paterson	66
71 Montclair St.	78
84 Richard Stockton	76
69 New Jersey City	79
82 Farmingdale St.	73
72 New York U.	82

Nickname: Scarlet Raiders
 Colors: Scarlet & Black
 Arena: The Golden Dome
 Capacity: 2,000; Year Built: 1977
 AD: Mark Griffin
 SID: John Stallings

SACRAMENTO ST.

Sacramento, CA 95819-6099 I

Coach: Jerome Jenkins, Regis 1990

2006-07 RESULTS (10-19)

107 Bethany (Cal.)	73
56 New Mexico	92
64 San Francisco	89
74 Denver	53
74 Washington	83
93 San Jose Christian	58
100 UC Davis	77
69 Illinois St.	86
69 Louisville	99
74 Pacific	72
55 Long Beach St.	76
66 Boise St.	99
82 Northern Ariz.	96
74 Northern Colo.	70
80 Montana	72
58 Idaho St.	73
68 Weber St.	88
71 Northern Ariz.	94
65 Cal Poly	74
85 Eastern Wash.	100
97 Portland St.	93
81 Northern Colo.	84
62 Idaho St.	85
69 Montana	76
59 Montana St.	74
90 Montana St.	82
73 Portland St.	100
72 Eastern Wash.	80
105 Weber St.	83

Nickname: Hornets
 Colors: Green & Gold
 Arena: Hornets Nest
 Capacity: 1,200; Year Built: 1951
 AD: Terry L. Wanless
 SID: Ryan Bjork

SACRED HEART

Fairfield, CT 06825-1000 I

Coach: Dave Bike, Sacred Heart 1969

2006-07 RESULTS (18-14)

68 Fordham	70
81 North Carolina †	103
68 Iona †	61
63 Lehigh	72
90 Albany (N.Y.)	71
46 Connecticut	89
71 Columbia	76
90 Yale	80
90 Robert Morris	74
103 St. Francis (Pa.)	91
68 Boston College	101
95 Harvard	75
58 Army	59
63 St. Francis (N.Y.)	58
80 Mt. St. Mary's	91
74 Monmouth	57
84 Robert Morris	82
72 St. Francis (Pa.)	64
96 Central Conn. St.	103
88 Fairleigh Dickinson	91
80 Long Island	72
76 Wagner	80
75 Quinnipiac	79
81 Wagner	79
66 Central Conn. St.	80
79 Mt. St. Mary's	51
86 Fairleigh Dickinson	82
82 Monmouth	75
87 Quinnipiac	84
100 Wagner	68
83 Quinnipiac	69
70 Central Conn. St.	74

Nickname: Pioneers
 Colors: Red & White
 Arena: William H. Pitt Center
 Capacity: 2,000; Year Built: 1997
 AD: C. Donald Cook
 SID: Gene Gumbs

SAGINAW VALLEY

University Center, MI 48710-0001 .. II

Coach: Jamie Matthews, Ball St. 1993

2006-07 RESULTS (11-14)

81 Central St. (Ohio)	75
81 Olivet	67
72 Hillsdale	81
72 Grand Valley St.	71
64 Ferris St.	62
71 Northern Mich.	72
56 Michigan Tech	64
64 Wis.-Parksid	81
62 Indianapolis	73
80 Ky. Wesleyan	86
60 Hillsdale	68
77 Rochester College	71
71 Gannon	63
71 Mercyhurst	68
60 Findlay	77
68 Ashland	79
44 Michigan Tech	50
55 Northern Mich.	77
73 Ferris St.	84
90 Lake Superior St.	78
74 Northwood (Mich.)	65
63 Lake Superior St.	60
66 Wayne St. (Mich.)	82
71 Grand Valley St.	76
102 Northwood (Mich.)	81

Nickname: Cardinals
 Colors: Red, White & Blue
 Arena: James O'Neill Jr. Arena
 Capacity: 4,000; Year Built: 1989
 AD: Mike E. Watson
 SID: Ryan Thompson

ST. ANDREWS

Laurinburg, NC 28352-5598..... II

Coach: Billy Lee, Atlanta Christian 1971

2006-07 RESULTS (11-17)

70 Mars Hill	55
76 UNC Pembroke	66
55 Barton	68
67 Wingate	87
71 Mount Olive	87
52 Erskine	67
58 N.C. A&T	92
84 St. Paul's	83
54 Coastal Caro.	74
46 Mars Hill	73
48 Anderson (S.C.)	69
58 Limestone	60
66 Belmont Abbey	63
75 Lees-McRae	71
77 Coker	67
106 Pfeiffer	101
64 Queens (N.C.)	78
79 Anderson (S.C.)	49
89 Queens (N.C.)	73
88 Barton	99
64 Limestone	89
80 Mount Olive	83
53 Erskine	64
70 Pfeiffer	100
78 Belmont Abbey	82
75 Lees-McRae	53
74 Coker	61
59 Coker	66

Nickname: Knights
 Colors: Royal Blue & White
 Arena: Harris Court
 Capacity: 1,400; Year Built: 1967
 AD: Howard Reichner
 SID: Kevin Buczek

ST. ANSELM

Manchester, NH 03102-1310 II

Coach: Keith Dickson, New Hampshire 1979

2006-07 RESULTS (15-14)

85 Southern Conn. St.	61
62 C.W. Post	79
85 NYIT †	75
80 Bryant	84
62 Assumption	65
83 Queens (N.Y.)	66
84 Le Moyne	81
78 Southern N.H.	52
80 St. Thomas Aquinas	51
70 Caldwell	56
61 Pace	87
76 Franklin Pierce	73
81 Stonehill	90
67 Mass.-Lowell	61
62 St. Rose	83
60 Southern N.H.	64
80 St. Michael's	64
45 Bentley	74
75 American Int'l	63
71 Merrimack	83
69 Assumption	66
71 Bryant	70
66 Pace	67
61 Franklin Pierce	62
61 St. Rose	75
66 Le Moyne	49
70 Stonehill	81
66 Franklin Pierce	65
43 Bentley	77

Nickname: Hawks
 Colors: Blue & White
 Arena: Stoutenburgh Gymnasium
 Capacity: 1,600; Year Built: 1961
 AD: Edward Cannon
 SID: Ken Johnson, Jr.

ST. AUGUSTINE'S

Raleigh, NC 27610-2298 II

Coach: Thomas Hargrove, St. Augustine's 1965

2006-07 RESULTS (19-9)

102 Barton †	106
71 Columbus St. †	50
62 Virginia Union	64
77 St. Paul's	71
62 Virginia St.	63
87 Bowie St.	80
51 Tarleton St.	70
72 Angelo St.	69
80 Columbus St.	73
81 North Georgia †	78
84 Shaw †	76
71 St. Paul's	70
76 Livingstone	73
63 N.C. Central	61
84 Elizabeth City St.	74
85 Shaw	58
76 Johnson C. Smith	80
75 N.C. Central †	64
76 Virginia St.	70
76 Virginia Union	69
104 Bowie St.	116
60 Fayetteville St.	61
73 Johnson C. Smith	82
78 Elizabeth City St.	72
74 Livingstone	47
81 Fayetteville St.	66
61 Fayetteville St. †	60
53 Virginia Union †	55

Nickname: Falcons
 Colors: Blue & White
 Arena: Emery Gymnasium
 Capacity: 750; Year Built: 1962
 AD: George Williams
 SID: Anthony Jeffries

ST. BONAVENTURE

St. Bonaventure, NY 14778 I

Coach: Anthony Solomon, Virginia 1987

2006-07 RESULTS (7-22)

95 Chicago St. †	98
68 Alcorn St. †	59
69 Central Ark.	64
54 St. Francis (Pa.)	76
60 Central Conn. St.	57
63 Niagara	74
46 Boston U.	74
72 Ohio	77
57 Wright St.	59
56 Albany (N.Y.)	71
74 Hampton	89
71 Canisius	80
70 Syracuse	82
74 St. Louis	69
66 Richmond	71
63 George Washington	80
78 Rhode Island	89
87 La Salle	73
66 Xavier	92
61 Richmond	53
61 Fordham	67
92 Duquesne	111
70 Temple	109
62 Dayton	69
68 St. Joseph's	76
44 Massachusetts	83
97 Duquesne	94
60 Fordham	91
53 Charlotte	74

Nickname: Bonnies
 Colors: Brown & White
 Arena: Reilly Center
 Capacity: 5,780; Year Built: 1966
 AD: Steve Watson
 SID: Steve Mest

ST. CLOUD ST.

St. Cloud, MN 56301-4498 II

Coach: Kevin Schlagel, St. Cloud St.
1976

2006-07 RESULTS (19-11)

77	Rockhurst	67
77	Mary	86
76	Concordia-St. Paul	50
68	Minn. St. Moorhead	66
80	Bemidji St.	50
75	Dakota St.	39
77	Upper Iowa	60
90	St. John's (Minn.)	78
76	Southwest Minn. St.	73
65	Wayne St. (Neb.)	52
77	Bowie St.	84
99	Columbia Union	73
83	Minn.-Crookston	57
91	Northern Mich.	93
92	North Dakota	90
86	Minn. Duluth	79
73	Minn. St. Mankato	83
81	Augustana (S.D.)	76
67	Sioux Falls	75
88	Minn. Duluth	69
76	Neb.-Omaha	67
72	North Dakota	75
68	Minn. St. Mankato	96
75	Neb.-Omaha	62
63	South Dakota	91
85	Augustana (S.D.)	80
83	South Dakota	90
63	Neb.-Omaha	52
73	Minn. St. Mankato	78
73	Winona St.	100

Nickname: Huskies
Colors: Cardinal Red & Black
Arena: Halenbeck Hall
Capacity: 6,900; Year Built: 1965
AD: Morris Kurtz
SID: Anne Abicht

ST. EDWARD'S

Austin, TX 78704..... II

Coach: Ryan Marks, Southern California
1993

2006-07 RESULTS (24-6)

89	Harding	91
71	Ala.-Huntsville	61
105	Concordia (Tex.)	89
65	Abilene Christian	60
86	Newman †	74
68	Harris-Stowe †	56
104	Huston-Tillotson	74
87	Schreiner	46
67	East Central	71
61	Abilene Christian	72
58	Tex. A&M Int'l	51
88	Dallas Baptist	83
91	Lincoln (Mo.)	60
56	Mont. St.-Billings	60
91	Mont. St.-Billings	60
64	Incarnate Word	60
54	St. Mary's (Tex.)	47
85	Tex. Permian Basin	84
66	Okla. Panhandle	50
94	Tex. A&M Int'l	83
78	Dallas Baptist	67
62	Okla. Panhandle	63
80	Tex. Permian Basin	61
66	Incarnate Word	61
62	St. Mary's (Tex.)	55
83	Lincoln (Mo.)	64
84	Mont. St.-Billings	67
73	Dallas Baptist †	64
85	Incarnate Word †	73
39	Central Mo.	76

Nickname: Hilltoppers
Colors: Navy & White
Arena: Recreation & Convocation Center
Capacity: 2,500; Year Built: 1989
AD: Debora Taylor
SID: Naveen Boppana

ST. FRANCIS (PA.)

Loretto, PA 15940-0600..... I

Coach: Bobby Jones, Western Ky. 1984

2006-07 RESULTS (8-21)

94	Lock Haven	60
76	St. Bonaventure	54
60	La Salle	69
69	Howard	75
56	Bucknell	60
67	Liberty	84
54	St. Francis (N.Y.)	50
91	Sacred Heart	103
70	Liberty	56
44	Akron	79
71	Duquesne	72
43	Georgia Tech	87
63	American	73
61	Central Conn. St.	80
82	Quinnipiac	89
84	Fairleigh Dickinson	91
60	Long Island	72
63	Mt. St. Mary's	67
64	Sacred Heart	72
75	Robert Morris	94
66	Monmouth	71
67	Wagner	83
68	Robert Morris	76
43	Mt. St. Mary's	58
81	St. Francis (N.Y.)	74
54	Wagner	57
73	Quinnipiac	72
72	Long Island	56
73	Monmouth	62

Nickname: Red Flash
Colors: Red & White
Arena: Maurice Stokes Athletic Center
Capacity: 3,500; Year Built: 1972
AD: Robert S. Krimmel
SID: Pat Farabaugh

ST. FRANCIS (N.Y.)

Brooklyn Heights, NY 11201-4398
I

Coach: Brian Nash, Keene St. 1992

2006-07 RESULTS (9-22)

51	Syracuse	83
52	UTEP †	54
56	Penn †	86
60	Maine	79
49	Massachusetts	63
49	Fordham	76
64	Central Conn. St.	77
64	Fairfield	68
42	St. John's (N.Y.)	59
50	St. Francis (Pa.)	54
64	Hofstra	67
52	Hartford	58
76	Manhattan	73
67	Columbia	58
58	Sacred Heart	63
68	Long Island	52
54	Mt. St. Mary's	72
66	Wagner	73
72	Quinnipiac	74
66	Wagner	51
69	Monmouth	57
61	Central Conn. St.	69
70	Quinnipiac	73
60	Monmouth	69
71	Fairleigh Dickinson	69
79	Long Island	82
74	St. Francis (Pa.)	81
102	Robert Morris	97
56	Mt. St. Mary's	55
72	Fairleigh Dickinson	69
61	Central Conn. St.	79

Nickname: Terriers
Colors: Red & Blue
Arena: Pope Physical Education Center
Capacity: 1,200; Year Built: 1971
AD: Irma Garcia
SID: Caitlin Howe

ST. JOHN FISHER

Rochester, NY 14618..... III

Coach: Rob Kornaker, Alfred

2006-07 RESULTS (24-6)

86	Brockport St.	97
74	D'Youville	41
85	Morrisville St.	67
69	Rochester (N.Y.)	67
63	Geneseo St.	62
82	Cortland St. †	76
77	York (Pa.)	63
64	Hobart	43
65	Rochester Inst.	59
73	Nazareth	63
75	Rochester Inst.	68
53	Rochester (N.Y.) †	82
85	Brockport St. †	81
65	Hartwick	48
54	Utica	62
50	Alfred	51
91	Elmira	61
88	Ithaca	59
69	Nazareth	61
68	Rochester Inst.	70
81	Alfred	41
111	Ithaca	99
86	Elmira	60
79	Utica	66
73	Hartwick	49
67	Rochester Inst.	58
78	Utica	73
98	Wentworth Inst.	72
95	Plattsburgh St.	87
91	Brockport St.	105

Nickname: Cardinals
Colors: Cardinal & Gold
Arena: Manning-Napier Varsity Gym
Capacity: 1,200; Year Built: 1963
AD: Bob Ward
SID: Norm Kieffer

ST. JOHN'S (MINN.)

Collegetown, MN 56321..... III

Coach: Jim Smith, Marquette 1956

2006-07 RESULTS (21-8)

100	Minn.-Morris	77
85	Concordia-M'head	79
91	St. Mary's (Minn.)	77
73	Carleton	71
63	Gust. Adolphus	54
78	St. Cloud St.	90
74	Minn.-Morris	56
49	Ursinus †	73
59	Penn St.-Behrend †	64
81	Bethel (Minn.)	77
82	St. Olaf	66
74	Macalester	68
75	Augsburg	65
92	Hamline	83
64	St. Thomas (Minn.)	59
78	Concordia-M'head	72
63	St. Mary's (Minn.)	66
65	Carleton	60
100	Gust. Adolphus	66
71	Bethel (Minn.)	83
70	St. Olaf	69
96	Macalester	76
67	Augsburg	54
97	Hamline	61
59	St. Thomas (Minn.)	74
87	Gust. Adolphus	65
49	St. Thomas (Minn.)	75
85	Loras	82
76	Wis.-Stevens Point	93

Nickname: Johnnies
Colors: Cardinal & Blue
Arena: Sexton Arena
Capacity: 2,964; Year Built: 1974
AD: Tom Stock
SID: Ryan Klinkner

ST. JOHN'S (N.Y.)

Queens, NY 11439..... I

Coach: Norm Roberts, Queens (N.Y.)
1987

2006-07 RESULTS (16-15)

74	North Fla.	53
72	Navy	49
60	Maryland †	92
76	Texas †	77
65	Illinois St.	78
64	Long Island	46
78	UMBC	57
59	St. Francis (N.Y.)	42
86	Niagara	64
68	NJIT	50
76	Columbia	70
45	Boston U.	44
51	Hofstra	63
64	DePaul	53
46	West Virginia	73
63	Seton Hall	79
59	Connecticut	68
63	DePaul	71
64	Syracuse	60
71	Notre Dame	68
46	Pittsburgh	72
48	Georgetown	72
73	Cincinnati	64
66	South Fla.	62
74	Syracuse	76
60	Rutgers	55
66	Providence	71
48	Louisville	72
50	Duke	67
77	Providence	64
67	Marquette †	76

Nickname: Red Storm
Colors: Red & White
Arena: Carnesecca Arena
Capacity: 6,008; Year Built: 1961
AD: Chris Monasch
SID: Mark Fratto

ST. JOSEPH'S (IND.)

Rensselaer, IN 47978..... II

Coach: Richard Davis, Ashland 2001

2006-07 RESULTS (16-12)

68	Winona St.	90
89	Ashland	73
83	Trinity Christian	70
80	Mo.-Rolla	73
86	Southern Ind.	96
69	Ky. Wesleyan	64
77	Purdue-North Cent.	69
48	Michigan Tech.	62
75	Lake Superior St.	72
83	Northwood (Mich.)	84
86	Ferris St.	69
64	Indianapolis	61
69	Drury	81
77	Rockhurst	94
57	SIU Edwardsville	46
67	Quincy	63
64	Bellarmino	73
60	Northern Ky.	85
63	Wis.-Parkside	61
82	Lewis	74
80	Ky. Wesleyan	88
80	Mo.-St. Louis	67
70	Lewis	87
70	Wis.-Parkside	100
82	Indianapolis	56
69	Northern Ky.	65
81	Bellarmino	74
62	Quincy †	79

Nickname: Pumas
Colors: Cardinal & Purple
Arena: Richard F. Scharf Alumni Fieldhouse
Capacity: 2,000; Year Built: 1941
AD: Bill Massoels
SID: Clark Teuscher

ST. JOSEPH'S (L.I.)

Patchogue, NY 11772-2603..... III

Coach: John Mateyko, American Int'l 1981

2006-07 RESULTS (17-10)

65 CCNY	74
82 Medgar Evers	71
86 Mt. St. Mary (N.Y.)	72
69 York (N.Y.)	76
78 City Tech	65
88 Lehman	52
74 SUNYIT †	75
88 Buena Vista †	77
89 Merchant Marine	72
78 Stevens Institute	88
91 Centenary (N.J.)	61
79 Old Westbury	93
64 Farmingdale St.	81
100 Mt. St. Vincent	82
106 Maritime (N.Y.)	94
66 Yeshiva	49
84 Manhattanville	81
103 Polytechnic (N.Y.)	74
92 Mt. St. Mary (N.Y.)	77
67 Old Westbury	84
70 Stevens Institute	86
76 Mt. St. Vincent	61
71 Hunter	43
60 Yeshiva	42
91 Merchant Marine	81
72 Farmingdale St.	74
68 New York U.	87

Nickname: Golden Eagles
Colors: Blue & Gold
Arena: Danzi Athletic Center
Capacity: 1,500; Year Built: 1996
AD: Donald L. Lizak
SID: Frank Flandina

ST. JOSEPH'S (ME.)

Standish, ME 04084-5263..... III

Coach: Rob Sanicola, St. Joseph's (Me.) 1999

2006-07 RESULTS (22-8)

49 Bridgewater St.	66
82 Me.-Machias †	69
64 Me.-Farmington	41
67 Husson	80
87 Me.-Presque Isle	60
71 Me.-Fort Kent	42
82 Framingham St.	69
55 Me.-Farmington	61
73 Husson	53
61 Colby	73
71 York (N.Y.)	69
84 Briarcliffe (N.Y.)	51
85 Thomas (Me.)	66
80 Bates	89
84 Maine Maritime	60
89 Lyndon St.	62
80 Southern Me.	58
91 Thomas (Me.)	41
72 Me.-Machias	67
81 New England	64
82 Newbury	65
83 Bowdoin	87
99 Me.-Fort Kent	82
90 Me.-Presque Isle	43
68 Newbury	74
83 Mitchell	71
89 Lincoln (Pa.)	80
70 Roger Williams	65
76 Curry	67
62 Western New Eng.	68

Nickname: Monks
Colors: Royal Blue & White
Arena: Harold Alfond Center
Capacity: 1,320; Year Built: 1999
AD: Brian Curtin
SID: Deb Readon

ST. JOSEPH'S

Philadelphia, PA 19131-1395..... I

Coach: Phil Martelli, Widener 1976

2006-07 RESULTS (18-14)

63 Fairfield	47
81 Lafayette	73
63 Bucknell	53
61 Penn St.	65
55 Boston U.	39
56 Drexel	72
75 Bellarmine †	63
64 Louisville	74
72 Ohio †	79
55 St. Mary's (Cal.)	51
63 Hofstra †	65
58 Boston U. †	53
89 Duquesne	41
75 Charlotte	70
80 Temple	67
81 Rhode Island	86
55 Fordham	56
82 Xavier	74
65 George Washington	74
84 Penn	74
62 St. Louis	73
71 Dayton	65
39 Villanova	56
72 La Salle	50
62 George Washington	56
76 St. Bonaventure	68
92 Temple	76
68 Richmond	78
62 Xavier	72
67 Massachusetts	71
66 Temple †	62
48 George Washington †	58

Nickname: Hawks
Colors: Crimson & Gray
Arena: Alumni Memorial Fieldhouse
Capacity: 3,200; Year Built: 1949
AD: Don DiJulia
SID: Marie Wozniak

ST. LAWRENCE

Canton, NY 13617..... III

Coach: Chris Downs, Oneonta St. 1991

2006-07 RESULTS (23-6)

79 Pitt.-Bradford †	72
80 Oberlin †	60
80 Middlebury	64
71 Plattsburgh St.	59
91 Elmira	67
57 Rochester Inst.	54
76 Potsdam St.	60
76 Ithaca	63
74 Alfred	65
80 Oswego St.	76
72 Brockport St.	102
66 Hobart	57
74 Hamilton	81
73 Clarkson	59
71 Vassar	74
71 Rensselaer	65
71 Skidmore	55
76 Union (N.Y.)	49
74 Clarkson	48
75 Rensselaer	70
83 Vassar	81
68 Hamilton	76
68 Hobart	70
86 Union (N.Y.)	73
79 Skidmore	55
72 Vassar †	67
65 Hamilton	64
85 Elms	79
49 Brockport St.	74

Nickname: Saints
Colors: Scarlet & Brown
Arena: Burkman Gymnasium
Capacity: 1,500; Year Built: 1970
AD: Margaret F. Strait
SID: Wally Johnson

ST. LEO

Saint Leo, FL 33574..... II

Coach: Mike Madagan, Northern Ill. 1988

2006-07 RESULTS (13-15)

65 Colo. Christian †	93
60 Metro St.	85
82 Flagler	79
84 Southeastern (Fla.)	55
71 West Fla.	74
63 Henderson St. †	75
88 Warner Southern	61
52 Nova Southeastern	60
79 Palm Beach Atl.	71
80 Flagler	74
70 Tampa	58
72 Palm Beach Atl.	66
75 Eckerd	80
73 Florida Tech	70
57 Rollins	70
68 Barry	74
102 Fla. Southern	95
64 Lynn	62
52 Eckerd	66
55 Tampa	68
92 Florida Col.	56
54 Nova Southeastern	55
77 Florida Tech	71
63 Rollins	81
71 Barry	73
69 Fla. Southern	92
73 Lynn	68
45 Eckerd †	76

Nickname: Lions
Colors: Forest Green & Gold
Arena: Marion Bowman Center
Capacity: 1,500; Year Built: 1970
AD: Francis X. Reidy
SID: Eddie Kenny

ST. LOUIS

St. Louis, MO 63103..... I

Coach: Brad Soderberg, Wis.-Stevens Point 1985

2006-07 RESULTS (20-13)

79 Quincy	55
87 Louisiana Tech †	65
82 Lamar †	69
33 Texas A&M	69
81 Houston	78
67 Loyola (Ill.)	64
56 Southern Ill.	65
71 Western Ill.	61
67 Pacific	60
77 Tenn.-Martin	53
51 Missouri St.	50
48 North Carolina	69
59 Mississippi	56
69 St. Bonaventure	74
63 Duquesne	73
62 Rhode Island	58
76 Xavier	65
79 Temple	85
68 Fordham	77
76 Charlotte	63
58 Houston	59
73 St. Joseph's	62
63 George Washington	53
57 Xavier	76
67 Rhode Island	83
59 La Salle	55
66 Dayton	56
50 Massachusetts	53
78 Richmond	68
64 Dayton	65
78 Duquesne †	77
74 Massachusetts †	71
40 George Washington †	60

Nickname: Billikens
Colors: Blue & White
Arena: Savvis Center
Capacity: 20,000; Year Built: 1994

AD: Cheryl L. Levick
SID: Doug McIlhagga

ST. MARTIN'S

Lacey, WA 98503..... II

Coach: Keith Cooper, Seattle Pacific 1986

2006-07 RESULTS (10-17)

79 Ashland †	92
76 Sonoma St. †	75
60 Grand Canyon †	80
83 Northwest (Wash.) †	91
60 Hawaii Pacific	65
73 Chamade	92
56 Notre Dame de Namur	62
86 Sonoma St.	93
83 Cal St. Monterey Bay †	87
93 Warner Pacific	84
78 George Fox	67
74 Western Ore.	73
84 Central Wash.	73
74 Seattle	64
76 Alas. Anchorage	74
89 Alas. Fairbanks	84
90 Seattle Pacific	100
94 Northwest Nazarene	79
67 Alas. Fairbanks	75
76 Alas. Anchorage	93
67 Western Wash.	64
85 Central Wash.	103
78 Northwest Nazarene	88
91 Seattle Pacific	99
72 Seattle	85
83 Western Ore.	94
69 Western Wash.	86

Nickname: Saints
Colors: Red & White
Arena: Saint Martin's Pavilion
Capacity: 4,300; Year Built: 1965
AD: Bob Grisham
SID: Tiffany N. Darling

ST. MARY'S (CAL.)

Moraga, CA 94575..... I

Coach: Randy Bennett, UC San Diego 1986

2006-07 RESULTS (17-15)

71 Seattle Pacific	60
73 San Diego St.	74
62 Murray St.	44
89 Cal St. Monterey Bay	41
63 Southern California	69
74 TCU	53
59 Cal Poly	72
78 San Jose St.	60
82 Seton Hall	93
65 Cal St. Bakersfield	57
58 Nevada	76
73 Connecticut	89
51 St. Joseph's	55
61 Southern Ill.	66
93 Western Caro.	82
71 Belmont	60
69 Santa Clara	76
73 Portland	57
80 Gonzaga	75
71 San Francisco	64
85 San Diego	78
66 Pepperdine	68
69 Loyola Marymount	54
57 Santa Clara	63
72 San Diego	76
49 Gonzaga	60
47 Portland	55
92 San Francisco	83
97 Pepperdine	72
63 Loyola Marymount	47
87 Portland	47
47 Santa Clara †	63

Nickname: Gaels
Colors: Navy Blue & Red

Arena: McKeon Pavilion
Capacity: 3,500; Year Built: 1978
AD: Mark Orr
SID: Rich Davi

ST. MARY'S (MD.)

St. Mary's City, MD 20686..... III

Coach: Chris Harney, St. Mary's (Md.)
1997

2006-07 RESULTS (16-11)

60	Johns Hopkins	78
84	Frostburg St. †	68
61	Hood †	70
62	Catholic	67
52	Marymount (Va.)	64
70	Hood	99
79	Baruch	72
74	Washington (Md.)	62
64	TCNJ	63
73	TCNJ †	93
86	Immaculata †	67
75	York (Pa.)	81
77	Salisbury	76
68	Gallaudet	61
78	Mary Washington	75
86	Goucher	80
73	Catholic	75
80	Marymount (Va.)	89
87	Hood	81
95	York (Pa.)	85
77	Salisbury	84
85	Gallaudet	64
74	McDaniel	66
76	Mary Washington	64
87	Goucher	73
89	Marymount (Va.)	76
76	Hood	92

Nickname: Seahawks
Colors: Navy Blue & Old Gold
Arena: Athletics and Recreation Center
Capacity: 1,200; Year Built: 2005
AD: Scott Devine
SID: Shawne McCoy

ST. MARY'S (MINN.)

Winona, MN 55987-1399..... III

Coach: Mike Trewick, St. John's (Minn.)
1993

2006-07 RESULTS (8-16)

54	Winona St.	98
65	Wis.-Eau Claire	78
43	St. Thomas (Minn.)	87
77	St. John's (Minn.)	91
81	Macalester	73
89	Hamline	87
57	Minn. St. Mankato	79
76	Neb. Wesleyan	61
54	St. Olaf	67
70	Gust. Adolphus	77
49	Carleton	77
73	Augsburg	83
58	Bethel (Minn.)	71
79	Concordia-M'head	67
46	St. Thomas (Minn.)	73
66	St. John's (Minn.)	63
60	Macalester	49
84	Hamline	70
57	St. Olaf	63
61	Gust. Adolphus	72
43	Carleton	66
80	Augsburg	68
57	Bethel (Minn.)	103
61	Concordia-M'head	70

Nickname: Cardinals
Colors: Red & White
Arena: St. Mary's Fieldhouse
Capacity: 3,500; Year Built: 1965
AD: Nikki Fennern
SID: Donny Nadeau

ST. MARY'S (TEX.)

San Antonio, TX 78228-8572..... II

Coach: Jim Zeleznak, St. Mary's (Tex.)

2006-07 RESULTS (16-12)

59	Tex. A&M-Kingsville	72
79	Sul Ross St.	52
58	Tarleton St.	60
87	Dillard	59
67	Tex. A&M-Commerce	63
65	Tex. A&M-Kingsville	78
64	Mont. St.-Billings	52
68	Abilene Christian	70
66	Mo. Western St.	75
47	Fort Hays St.	49
73	Tarleton St.	69
63	Okla. Panhandle	53
76	Tex. Permian Basin	50
85	Dallas Baptist	80
94	Incarnate Word	96
63	Tex. A&M Int'l	48
47	St. Edward's	54
67	Mont. St.-Billings	51
69	Lincoln (Mo.)	67
68	Incarnate Word	70
70	Mont. St.-Billings	62
87	Lincoln (Mo.)	52
79	Dallas Baptist	74
77	Tex. A&M Int'l	63
55	St. Edward's	62
57	Okla. Panhandle	55
67	Tex. Permian Basin	79
65	Incarnate Word †	68

Nickname: Rattlers
Colors: Blue & Gold
Arena: Bill Greehey Arena
Capacity: 3,500; Year Built: 2000
AD: Charlie Migl
SID: Derek Smolik

ST. MICHAEL'S

Colchester, VT 05439..... II

Coach: Tom O'Shea, Vermont 1986

2006-07 RESULTS (16-13)

63	Franklin Pierce	74
91	New Haven	79
78	Mass.-Lowell	75
76	Pace	75
88	Merrimack	79
94	Southern Conn. St.	82
60	American Int'l	66
75	Le Moyne	73
74	Bentley	78
60	St. Rose	73
79	Adelphi †	78
83	Felician †	90
71	Southern N.H.	66
92	Stonehill	76
81	St. Thomas Aquinas	60
87	Assumption	76
64	St. Anselm	80
67	Merrimack	62
69	Mass.-Lowell	65
75	American Int'l	76
75	Le Moyne	86
64	St. Rose	77
59	Bentley	83
75	Southern Conn. St.	77
74	Bryant	68
91	Pace	72
83	Franklin Pierce	86
68	Assumption	60
62	St. Rose	76

Nickname: Purple Knights
Colors: Purple & Gold
Arena: Ross Sports Center
Capacity: 2,500; Year Built: 1974
AD: Geraldine Knortz
SID: Seth Cole

ST. NORBERT

De Pere, WI 54115..... III

Coach: Gary Grzesk, Green Bay 1996

2006-07 RESULTS (9-13)

57	Augustana (Ill.)	78
54	Elmhurst	56
74	Knox	61
122	Grinnell	97
65	Ripon	67
57	Northern Mich.	73
52	Wis.-Oshkosh	64
47	Centre	59
79	Geneva †	69
54	Beloit	61
55	Carroll (Wis.)	69
54	Illinois Col.	51
52	Lake Forest	51
68	Monmouth (Ill.)	56
75	Illinois Col.	69
49	Lawrence	55
53	Ripon	71
58	Knox	49
66	Grinnell	93
76	Beloit	47
70	Carroll (Wis.)	77
57	Lawrence	71

Nickname: Green Knights
Colors: Dartmouth Green & Old Gold
Arena: Schuldes Sports Center
Capacity: 2,000; Year Built: 1979
AD: Timothy A. Bald
SID: Dan Lukes

ST. OLAF

Northfield, MN 55057-1098..... III

Coach: Dan Kosmoski, Minnesota 1980

2006-07 RESULTS (13-14)

55	Southwest Minn. St.	67
57	Luther	60
75	Crown (Minn.)	48
69	Martin Luther	59
51	St. Thomas (Minn.)	83
76	Concordia-M'head	68
59	Augsburg	69
67	Hamline	73
82	Neb. Wesleyan	63
67	St. Mary's (Minn.)	54
66	St. John's (Minn.)	82
75	Bethel (Minn.)	65
65	Macalester	68
67	Carleton	51
57	Gust. Adolphus	60
66	Hamline	70
53	St. Thomas (Minn.)	78
63	Concordia-M'head	56
90	Augsburg	74
63	St. Mary's (Minn.)	57
69	St. John's (Minn.)	70
76	Bethel (Minn.)	85
61	Macalester	58
59	Carleton	75
58	Gust. Adolphus	52
81	Bethel (Minn.)	79
61	St. Thomas (Minn.)	77

Nickname: Oles
Colors: Black & Old Gold
Arena: Skoglund Athletic Center
Capacity: 3,000; Year Built: 1968
AD: Matt McDonald
SID: Le Ann Finger

ST. PAUL'S

Lawrenceville, VA 23868..... II

Coach: Edward Joyner, Fla. Memorial
1974

2006-07 RESULTS (11-17)

78	West Virginia St. †	103
78	Bluefield St. †	56
93	Columbia Union	85

70	N.C. Central	67
71	St. Augustine's	77
75	Bowie St.	111
83	St. Andrews	84
92	Apprentice	98
112	Columbia Union	77
70	St. Augustine's	71
84	Virginia Union	113
90	Fayetteville St.	98
94	Apprentice	76
75	Johnson C. Smith	77
97	Shaw	82
82	Elizabeth City St.	91
89	Fayetteville St.	77
95	Livingstone	80
94	Virginia St.	92
77	Shaw	82
81	Johnson C. Smith	91
103	Elizabeth City St.	111
99	Livingstone	90
77	Virginia Union	90
106	Bowie St.	95
70	N.C. Central	86
74	Virginia St.	97
74	N.C. Central †	75

Nickname: Tigers
Colors: Black & Orange
Arena: Taylor-Whitehead Gym
Capacity: 1,500; Year Built: 1965
AD: LeRoy Bacote
SID: Tiffany Sykes

ST. PETER'S

Jersey City, NJ 07306..... I

Coach: John Dunne, Ithaca 1992

2006-07 RESULTS (5-25)

67	UMBC	56
60	Kennesaw St. †	67
75	NJIT †	57
65	Fairleigh Dickinson	72
50	Monmouth	51
60	Seton Hall	80
69	Lafayette	72
66	Loyola (Md.)	55
70	Marist	89
58	UNC Greensboro	79
63	Florida St.	76
61	Long Island	72
55	Niagara	88
61	Canisius	64
67	Rider	75
47	Canisius	68
66	Manhattan	71
55	Loyola (Md.)	62
58	Marist	67
58	Fairfield	66
53	Rider	54
50	Siena	66
51	Manhattan	58
59	Niagara	63
65	Siena	82
59	Iona	52
58	Tenn.-Martin	59
54	Iona	52
60	Fairfield	63
48	Canisius †	62

Nickname: Peacocks
Colors: Blue & White
Arena: Yanitelli Center
Capacity: 3,200; Year Built: 1975
AD: William A. Stein
SID: Dan Drutz

ST. ROSE

Albany, NY 12203..... II

Coach: Brian Beauy, St. Rose 1982

2006-07 RESULTS (22-10)

71	Nyack	44
84	Le Moyne	77
74	American Int'l	59
72	Southern N.H.	70
87	Merrimack	70

64	Bridgeport	68
83	Pace	62
66	Stonehill	69
70	Franklin Pierce	61
80	Southern Conn. St.	66
73	St. Michael's	60
88	Holy Family	73
63	Philadelphia U.	62
69	Mass.-Lowell	55
71	Bryant	72
83	St. Anselm	62
88	Merrimack	66
69	Pace	71
54	Bentley	65
69	Le Moyne	57
66	Franklin Pierce	61
86	Southern Conn. St.	78
77	St. Michael's	64
59	Southern N.H.	68
79	Assumption	83
75	St. Anselm	61
62	American Int'l.	69
76	St. Michael's	62
82	Pace	81
61	Bentley	71
87	Pace †	71
62	Bryant †	65

Nickname: Golden Knights
 Colors: Gold, White & Black
 Arena: Daniel P. Nolan Gymnasium
 Capacity: 1,000; Year Built: 2004
 AD: Catherine C. Haker
 SID: David Alexander

ST. SCHOLASTICA

Duluth, MN 55811-4199 III

Coach: David Staniger, St. Scholastica
 1989

2006-07 RESULTS (14-13)

72	Neb. Wesleyan †	73
79	Wis.-Superior	72
68	Minn. Duluth	78
79	Neb. Wesleyan	89
86	Peru St. †	92
67	Wis.-Superior	70
95	Augsburg	79
96	Northland	87
60	Wis.-Eau Claire	72
81	Hamline	85
76	St. Thomas (Minn.) †	82
93	North Central (Minn. †	73
82	Northwestern (Minn.)	93
103	Crown (Minn.)	53
77	Presentation	63
74	Minn.-Morris	69
68	Martin Luther	70
60	Bethany Lutheran	68
76	Bethany Lutheran	82
82	Martin Luther	71
85	Crown (Minn.)	75
95	Northwestern (Minn.)	83
91	Minn.-Morris	81
72	Presentation	59
71	Northland	75
72	Bethany Lutheran †	70
92	Northwestern (Minn.)	90

Nickname: Saints
 Colors: Blue & Gold
 Arena: Reif Center
 Capacity: 1,500; Year Built: 1975
 AD: Tony Barrett
 SID: Gregg Petcoff

ST. THOMAS (MINN.)

St. Paul, MN 55105 III

Coach: Steve Fritz, St. Thomas (Minn.)
 1971

2006-07 RESULTS (24-4)

72	Occidental †	63
60	La Verne	46
87	St. Mary's (Minn.)	43

83	St. Olaf	51
81	Hamline	66
77	Macalester	72
54	Wis.-La Crosse	62
82	St. Scholastica †	76
87	Wis.-River Falls	84
64	Carleton	62
91	Bethel (Minn.)	86
80	Augsburg	63
74	Gust. Adolphus	57
68	Concordia-M'head	65
59	St. John's (Minn.)	64
73	St. Mary's (Minn.)	46
78	St. Olaf	53
90	Hamline	71
87	Macalester	55
51	Carleton	41
89	Bethel (Minn.)	67
80	Augsburg	75
74	Gust. Adolphus	80
77	Concordia-M'head	57
74	St. John's (Minn.)	59
77	St. Olaf	61
75	St. John's (Minn.)	49
80	Carroll (Wis.)	86

Nickname: Tommies
 Colors: Purple & Grey
 Arena: Schoenecker Arena
 Capacity: 2,200; Year Built: 1982
 AD: Stephen J. Fritz
 SID: Gene McGivern

ST. THOMAS AQUINAS

Sparkill, NY 10976 II

Coach: Dennis O'Donnell, St. John's
 (N.Y.) 1980

2006-07 RESULTS (11-17)

44	Stonehill	80
41	Rutgers	82
52	Philadelphia U.	55
59	Concordia (N.Y.)	63
75	Queens (N.Y.)	65
51	NYIT	59
64	Adelphi	54
51	St. Anselm	80
59	Ala.-Huntsville †	89
59	West Fla.	63
60	Bridgeport	69
60	St. Michael's	81
54	Dowling	67
65	C.W. Post	60
65	Mercy	51
65	New Haven	54
62	Concordia (N.Y.)	52
64	Molloy	72
75	Queens (N.Y.)	95
47	NYIT	61
61	Adelphi	54
57	Bridgeport	53
68	Dowling	61
56	C.W. Post	65
63	Mercy	53
71	Molloy	60
53	New Haven	61
55	C.W. Post	58

Nickname: Spartans
 Colors: Maroon & Gold
 Arena: Aquinas Hall
 Capacity: 800
 AD: Gerald Oswald
 SID: Mike McManus

ST. VINCENT

Latrobe, PA 15650-2690 III

Coach: D.P. Harris

2006-07 RESULTS (14-11)

64	Washington (Md.) †	30
66	Kean †	82
80	Point Park †	84
96	Penn St.-Fayette †	59
65	Penn St.-DuBois	56

98	Franciscan	47
65	Penn St.-Beaver	54
67	Thomas More	61
73	Franciscan	61
80	Lake Erie	88
68	Wash. & Jeff.	76
89	Westminster (Pa.)	93
62	Grove City	63
84	Penn St.-DuBois	70
72	Thiel	55
87	Waynesburg	78
105	Bethany (W.V.)	107
58	Thomas More	47
86	Westminster (Pa.)	94
92	Ohio-Eastern	63
83	Wash. & Jeff.	88
77	Thiel	63
84	Grove City	74
73	Bethany (W.V.)	76
74	Waynesburg	82

Nickname: Bearcats
 Colors: Green & gold
 Arena: Maggs PA Center
 Capacity: 2,000
 AD: Kristen Zawacki
 SID: To be named

SALEM INT'L

Salem, WV 26426 II

Coach: Clark Maloney, Mid-America
 Naz. 1990

2006-07 RESULTS (15-12)

73	Bowie St.	90
76	Cheyney †	72
77	S.C. Upstate †	79
87	Shaw †	73
90	Lincoln (Pa.)	79
50	Dist. Columbia	67
74	Dist. Columbia	87
72	Wheeling Jesuit	97
76	Shepherd	87
77	Charleston (W.V.)	72
68	Fairmont St.	66
79	West Liberty St.	85
100	Ohio Valley	83
72	Alderson-Broaddus	92
75	West Va. Wesleyan	68
85	West Virginia St.	89
68	Davis & Elkins	65
77	Glenville St.	66
101	Fairmont St.	91
89	West Liberty St.	101
97	Concord	82
95	Ohio Valley	66
77	Bluefield St.	67
63	Shepherd	71
81	Wheeling Jesuit	77
73	Davis & Elkins	44
69	Concord †	71

Nickname: Tigers
 Colors: Kelly Green, Black & White
 Arena: T. Edward Davis Gym
 Capacity: 1,620
 AD: Clark Maloney
 SID: Patrick McGinnis

SALEM ST.

Salem, MA 01970 III

Coach: Sean Doherty, Worcester St.
 1993

2006-07 RESULTS (24-3)

74	Bowdoin †	64
73	Roger Williams	85
87	WPI	78
87	Plymouth St.	70
73	Newbury	61
97	Mass.-Boston	74
76	Gordon	70
87	Wesleyan (Conn.)	62
65	Wheaton (Mass.)	75
78	Lasell	71

81	Fitchburg St.	73
75	Westfield St.	59
68	Emmanuel (Mass.)	62
115	Framingham St.	96
81	Mass. Liberal Arts	62
87	Bridgewater St.	72
74	Worcester St.	59
70	Mass.-Dartmouth	68
83	Fitchburg St.	62
76	Westfield St.	67
115	Framingham St.	98
95	Mass. Liberal Arts	62
81	Bridgewater St.	72
78	Worcester St.	72
74	Worcester St.	63
72	Westfield St.	62
75	Keene St.	76

Nickname: Vikings
 Colors: Orange & Blue
 Arena: O'Keefe Sports Center
 Capacity: 2,200; Year Built: 1976
 AD: Timothy Shea
 SID: Thomas Roundy

SALISBURY

Salisbury, MD 21801-6860 III

Coach: Steve Holmes, Plattsburgh St.
 1983

2006-07 RESULTS (12-14)

95	Waynesburg †	81
97	Mt. Aloysius	76
84	Villa Julie	83
57	McDaniel †	53
60	Johns Hopkins †	71
64	Va. Wesleyan	73
93	York (Pa.)	81
73	Goucher	67
74	Gallaudet	60
78	Washington (Md.)	65
71	Montclair St. †	78
54	Drew †	67
73	Mary Washington	68
76	St. Mary's (Md.)	77
58	Catholic	62
65	Marymount (Va.)	76
74	Hood	80
74	York (Pa.)	84
80	Goucher	65
71	Gallaudet	59
56	Mary Washington	57
84	St. Mary's (Md.)	77
72	Catholic	74
122	Marymount (Va.)	126
83	Hood	100
59	Catholic	79

Nickname: Sea Gulls
 Colors: Maroon and Gold
 Arena: Maggs Center
 Capacity: 2,000; Year Built: 1977
 AD: Michael Vienna
 SID: Sam Atkinson

SALVE REGINA

Newport, RI 02840-4192 III

Coach: Sean Foster, Salve Regina 1997

2006-07 RESULTS (13-13)

81	Me.-Machias †	61
62	Bridgewater St.	75
86	Mitchell	59
77	Wheaton (Mass.)	83
67	Johnson & Wales (RI)	49
81	Anna Maria	64
78	Rhode Island Col.	84
76	Connecticut Col.	70
71	Worcester St.	65
53	Colby-Sawyer	69
72	Curry	69
51	Gordon	68
65	Nichols	77
77	Curry	84
56	Roger Williams	50

55	New England.....	58
67	Roger Williams.....	74
81	Eastern Nazarene.....	63
89	New England Col.....	61
81	Wesleyan (Conn.).....	87
74	Nichols.....	76
67	Wentworth Inst.....	58
71	Anna Maria.....	60
76	Eastern Nazarene.....	57
67	Endicott.....	68
56	Gordon.....	63

Nickname: Seahawks
 Colors: Blue, Green & White
 Arena: Rodgers Recreation Center
 Capacity: 550; Year Built: 2000
 AD: Del Malloy
 SID: Ed Habershaw

SAM HOUSTON ST.

Huntsville, TX 77341..... |

Coach: Bob Marlin, Mississippi St. 1981

2006-07 RESULTS (21-10)

64	Texas Tech.....	79
94	Tex. A&M Int'l.....	45
67	Oklahoma St.....	86
95	Louisiana Col.....	31
72	East Tenn. St. †.....	61
62	Delaware St. †.....	55
86	Southern Miss.....	94
81	Alcorn St.....	78
92	Loyola Marymount.....	77
62	UC Irvine.....	70
61	UCLA.....	75
89	Milwaukee.....	73
86	McMurry.....	55
69	Southeastern La.....	45
81	Nicholls St.....	61
58	McNeese St.....	59
88	Lamar.....	52
55	Stephen F. Austin.....	52
65	Texas-Arlington.....	78
88	Texas St.....	74
76	UTSA.....	64
84	A&M-Corpus Christi.....	79
90	Northwestern St.....	80
81	Central Ark.....	68
63	Stephen F. Austin.....	51
60	Fresno St.....	78
92	Texas-Arlington.....	78
97	Texas St.....	83
73	UTSA.....	61
68	A&M-Corpus Christi.....	85
98	Lamar †.....	99

Nickname: Bearkats
 Colors: Orange & White
 Arena: Johnson Coliseum
 Capacity: 6,110; Year Built: 1976
 AD: Bobby Williams
 SID: Paul Ridings

SAMFORD

Birmingham, AL 35229..... |

Coach: Jimmy Tillette, Holy Cross 1975

2006-07 RESULTS (16-16)

54	Florida.....	79
83	Tenn. Temple.....	59
62	Towson.....	69
57	Arizona.....	86
80	Ohio.....	66
54	South Ala.....	59
54	Jacksonville St.....	53
65	Southeast Mo. St.....	64
55	Murray St.....	44
64	Mississippi Val. †.....	59
50	Wright St. †.....	61
45	LSU.....	60
68	Tennessee Tech.....	65
55	Tenn.-Martin.....	41
64	Jacksonville St.....	63
41	Tennessee St.....	59
59	Tennessee Tech.....	73

66	Morehead St.....	53
55	Eastern Ky.....	46
71	Tenn.-Martin.....	66
48	Austin Peay.....	66
51	Murray St.....	57
70	Tennessee St.....	60
53	Eastern Ill.....	48
50	Austin Peay.....	52
38	Eastern Ky.....	46
58	Morehead St.....	71
65	Evansville.....	69
67	Southeast Mo. St.....	70
71	Eastern Ill.....	45
70	Murray St.....	60
55	Austin Peay †.....	65

Nickname: Bulldogs
 Colors: Red & Blue
 Arena: Seibert Hall
 Capacity: 4,000; Year Built: 1957
 AD: Bob Roller
 SID: Zac Schriber

SAN DIEGO

San Diego, CA 92110-2492..... |

Coach: Brad Holland, UCLA 1979

2006-07 RESULTS (18-14)

62	Stephen F. Austin.....	71
74	UC San Diego.....	69
74	Pt. Loma Nazarene.....	51
55	Loyola (Ill.).....	69
49	UTSA.....	64
76	San Diego St.....	79
67	Central Mich.....	66
92	Cal St. Bakersfield.....	72
78	Eastern Mich. †.....	76
72	California.....	67
81	Campbell.....	69
81	Furman.....	70
81	UC Santa Barbara.....	63
65	Fresno St.....	68
100	San Francisco.....	103
78	UC Riverside.....	62
71	Pepperdine.....	67
79	Loyola Marymount.....	74
47	Santa Clara.....	61
78	St. Mary's (Cal.).....	85
74	Portland.....	70
82	Gonzaga.....	91
88	San Francisco.....	98
76	St. Mary's (Cal.).....	72
66	Loyola Marymount.....	71
97	Pepperdine.....	85
72	Santa Clara.....	80
82	Portland.....	76
64	Gonzaga.....	74
95	Pepperdine †.....	82
77	San Francisco †.....	75
70	Gonzaga †.....	88

Nickname: Toreros
 Colors: Columbia Blue, Navy & White
 Arena: Jenny Craig Pavilion
 Capacity: 5,100; Year Built: 2000
 AD: Ky Snyder
 SID: Ted Gosen

SAN DIEGO ST.

San Diego, CA 92182..... |

Coach: Steve Fisher, Illinois St. 1967

2006-07 RESULTS (22-11)

87	Murray St. †.....	84
74	St. Mary's (Cal.).....	73
76	Seattle Pacific †.....	73
84	UC San Diego.....	48
86	California.....	79
79	UC Riverside.....	45
76	UC Santa Barbara.....	72
79	San Diego.....	76
73	Western Mich.....	84
48	Arizona.....	69
119	Campbell.....	82
74	Loyola Marymount.....	63

54	Washington St. †.....	64
78	Lafayette.....	68
65	Wyoming.....	66
58	BYU.....	80
81	Colorado St.....	76
73	New Mexico.....	68
51	Air Force.....	56
61	UNLV.....	68
63	Utah.....	53
76	TCU.....	71
62	Air Force.....	41
81	Colorado St.....	66
67	UNLV.....	52
71	Wyoming.....	80
81	New Mexico.....	74
86	BYU.....	74
68	Utah.....	74
56	TCU.....	51
64	Colorado St. †.....	69
74	Missouri St.....	70
64	Syracuse.....	80

Nickname: Aztecs
 Colors: Scarlet & Black
 Arena: Cox Arena
 Capacity: 12,414; Year Built: 1997
 AD: Jeffrey W. Schemmel
 SID: Mike May

SAN FRANCISCO

San Francisco, CA 94117-1080..... |

Coach: Jessie Evans, Eastern Mich. 1972

2006-07 RESULTS (13-18)

87	Sonoma St.....	73
89	Sacramento St.....	64
66	Fresno St.....	86
60	Ohio St.....	82
88	UNLV.....	96
82	Northern Ariz.....	73
72	Pacific.....	79
71	Southeastern La. †.....	56
78	New Mexico St.....	89
62	Northern Ariz.....	84
69	UC Santa Barbara.....	74
85	Hawaii.....	89
81	Wyoming †.....	84
59	Valparaiso †.....	64
63	Louisville.....	76
103	San Diego.....	100
68	Loyola Marymount.....	61
72	Pepperdine.....	71
64	St. Mary's (Cal.).....	71
58	Santa Clara.....	61
56	Gonzaga.....	72
66	Portland.....	65
98	San Diego.....	88
62	Santa Clara.....	74
82	Pepperdine.....	70
76	Loyola Marymount.....	69
76	UC Irvine.....	62
83	St. Mary's (Cal.).....	92
79	Gonzaga.....	86
70	Portland.....	67
75	San Diego †.....	77

Nickname: Dons
 Colors: Green & Gold
 Arena: War Memorial Gymnasium
 Capacity: 5,300; Year Built: 1958
 AD: Debra Gore-Mann
 SID: Peter Simon

SAN FRAN. ST.

San Francisco, CA 94132..... ||

Coach: Bill Treseler, California 1982

2006-07 RESULTS (6-21)

79	Pacific Union.....	65
53	Notre Dame de Namur.....	61
97	Cal St. East Bay.....	74
64	Cal St. Bakersfield.....	80
72	Cal St. L.A.....	82
86	Walla Walla.....	64
67	Whitman.....	63

86	Cal St. Monterey Bay.....	82
60	Cal Poly Pomona.....	66
60	Cal St. San B'dino.....	73
82	Humboldt St.....	101
43	Sonoma St.....	54
56	Cal St. Chico.....	66
72	Cal St. Stanislaus.....	95
58	UC San Diego.....	63
51	Cal St. Dom. Hills.....	79
79	Cal St. L.A.....	76
42	Cal St. Bakersfield.....	68
74	Cal St. Monterey Bay.....	75
55	Cal St. San B'dino.....	86
63	Cal Poly Pomona.....	79
56	Sonoma St.....	61
62	Humboldt St.....	94
92	Cal St. Stanislaus.....	97
66	Cal St. Chico.....	82
51	Cal St. Dom. Hills.....	91
47	UC San Diego.....	73

Nickname: Gators
 Colors: Purple & Gold
 Arena: SFSU Main Gym
 Capacity: 2,000; Year Built: 1949
 AD: Michael J. Simpson
 SID: Joe Danahey

SAN JOSE ST.

San Jose, CA 95192..... |

Coach: George Nessman, California 1981

2006-07 RESULTS (5-25)

67	UC Santa Barbara.....	75
52	Stanford.....	73
67	Long Beach St. †.....	86
52	Arizona St.....	64
53	Santa Clara.....	71
60	St. Mary's (Cal.).....	78
80	Cal Poly.....	63
69	BYU.....	81
63	Portland St.....	72
67	Long Beach St.....	76
77	Cal St. Fullerton.....	104
51	Duke.....	70
56	Louisiana Tech.....	92
68	New Mexico St.....	74
63	Nevada.....	72
64	Fresno St.....	61
56	Utah St.....	57
64	Fresno St.....	67
52	Hawaii.....	72
78	New Mexico St.....	85
68	Idaho.....	65
57	Utah St.....	66
53	Louisiana Tech.....	50
64	Boise St.....	65
60	Nevada.....	68
67	Northern Ariz.....	78
64	Boise St.....	83
55	Hawaii.....	67
62	Idaho.....	57
49	Idaho †.....	50

Nickname: Spartans
 Colors: Gold, White & Blue
 Arena: The Event Center
 Capacity: 5,000; Year Built: 1989
 AD: Thomas Bowen
 SID: Lawrence Fan

SANTA CLARA

Santa Clara, CA 95053..... |

Coach: Dick Davey, Pacific 1964

2006-07 RESULTS (21-10)

83	Holy Names.....	51
83	Utah.....	72
48	California.....	73
70	Nevada.....	78
71	San Jose St.....	53
68	Hawaii.....	59
71	Alabama St. †.....	45
51	Missouri St.....	78

67 Pacific.....	49
91 Eastern Wash.	68
62 Stanford.....	46
60 Kentucky.....	74
77 Utah St.	75
53 Colgate.....	39
48 Air Force.....	78
76 St. Mary's (Cal.).....	69
69 Gonzaga.....	77
57 Portland.....	41
61 San Diego.....	47
61 San Francisco.....	58
71 Loyola Marymount.....	74
77 Pepperdine.....	55
63 St. Mary's (Cal.).....	57
74 San Francisco.....	62
76 Portland.....	53
84 Gonzaga.....	73
80 San Diego.....	72
66 Loyola Marymount.....	67
82 Pepperdine.....	89
63 St. Mary's (Cal.) †.....	47
68 Gonzaga †.....	77

Nickname: Broncos
 Colors: Red (PMS 202) & White
 Arena: Leavey Center
 Capacity: 4,500; Year Built: 1975
 AD: Daniel P. Coonan
 SID: Jed Mettee

SAVANNAH ST.

Savannah, GA 31404..... I

Coach: Horace Broadnax, Georgetown 1986

2006-07 RESULTS (12-18)

66 Clark Atlanta.....	59
67 Jacksonville.....	64
71 Mercer.....	61
68 SCAD.....	35
57 Southeastern (Fla.).....	37
34 Illinois.....	81
71 Jackson St. †.....	72
65 Florida A&M †.....	74
49 Massachusetts.....	72
60 Georgia St.....	70
45 Southern Miss.....	61
53 North Carolina St.....	74
59 Iowa St.....	70
41 West Virginia.....	76
45 Louisville.....	71
52 Bethune-Cookman.....	49
46 Stetson.....	58
51 Marquette.....	69
53 Nebraska.....	81
54 Southern Miss.....	52
56 Coastal Caro.....	83
65 Longwood.....	59
64 Mercer.....	68
49 North Fla.....	47
66 Coastal Caro.....	65
49 High Point.....	70
74 Stetson.....	88
67 Allen.....	52
42 Bethune-Cookman.....	47
74 Longwood.....	72

Nickname: Tigers
 Colors: Reflex Blue & Orange
 Arena: Wiley Gym
 Capacity: 2,100; Year Built: 1964
 AD: Robert 'Tony' O'Neal
 SID: Opio Mashariki

SCHREINER

Kerrville, TX 78028..... III

Coach: Thirman Dimery, Schreiner 1993

2006-07 RESULTS (6-19)

75 Southwestern (Tex.).....	76
68 Trinity (Tex.).....	77
54 Stephen F. Austin.....	99
95 Texas-Dallas.....	103
75 Texas-Tyler.....	86

97 Ozarks (Ark.).....	84
65 Texas Lutheran.....	71
46 St. Edward's.....	87
79 Louisiana Col.....	62
69 Mississippi Col.....	83
83 East Tex. Baptist.....	78
75 LeTourneau.....	89
67 Texas Lutheran.....	70
88 Howard Payne.....	82
86 Sul Ross St.....	79
74 Hardin-Simmons.....	89
71 McMurry.....	90
85 Concordia (Tex.).....	91
90 Mary Hardin-Baylor.....	101
82 Concordia (Tex.).....	77
83 Mary Hardin-Baylor.....	91
64 Hardin-Simmons.....	86
83 McMurry.....	96
97 Howard Payne.....	99
65 Sul Ross St.....	67

Nickname: Mountaineers
 Colors: Maroon & White
 Arena: Edington Center
 Capacity: 3,000; Year Built: 1984
 AD: Ronald Macosko
 SID: Jeanette McKinney

SCRANTON

Scranton, PA 18510..... III

Coach: Carl Danzig, Baker 1987

2006-07 RESULTS (19-7)

57 Misericordia.....	48
61 Catholic.....	71
69 King's (Pa.).....	75
78 FDU-Florham.....	70
71 TCNJ.....	49
62 Clarkson.....	38
72 Moravian.....	59
89 Cabrini.....	60
70 Denison †.....	53
79 Manhattanville †.....	66
85 Hartwick.....	61
104 Pratt.....	46
66 Susquehanna.....	79
83 Lycoming.....	72
55 Drew.....	34
70 Wilkes.....	47
78 DeSales.....	70
84 Delaware Valley.....	68
65 Drew.....	51
72 King's (Pa.).....	75
71 FDU-Florham.....	79
81 Wilkes.....	65
90 Delaware Valley.....	59
65 Lycoming.....	58
70 DeSales.....	75
60 DeSales.....	62

Nickname: Royals
 Colors: Purple & White
 Arena: John Long Center
 Capacity: 2,800; Year Built: 1968
 AD: Toby Lovecchio
 SID: Kevin Southard

SEATTLE

Seattle, WA 98122-1090..... II

Coach: Joe Callero, Central Wash. 1986

2006-07 RESULTS (20-9)

68 Sonoma St.....	55
91 Ashland.....	81
76 Metro St.....	84
83 Colo. Christian.....	79
54 Regis (Colo.).....	51
80 Hawaii-Hilo.....	63
76 BYU-Hawaii.....	65
53 Hawaii Pacific.....	50
47 Cal St. Chico.....	75
87 Dixie St. †.....	70
61 Cheyney †.....	79
76 Northwest Nazarene.....	63
80 Western Wash.....	86

64 St. Martin's.....	74
75 Central Wash.....	71
86 Seattle Pacific.....	68
56 Alas. Fairbanks.....	57
65 Alas. Anchorage.....	64
74 Seattle Pacific.....	98
67 Western Ore.....	69
76 Western Wash.....	61
69 Alas. Anchorage.....	66
50 Alas. Fairbanks.....	48
85 St. Martin's.....	72
67 Northwest Nazarene.....	63
88 Central Wash.....	73
82 Western Ore.....	68
69 Cal Poly Pomona †.....	55
66 Cal St. San B'dino †.....	72

Nickname: Redhawks
 Colors: Scarlet & White
 Arena: Connolly Center
 Capacity: 1,000; Year Built: 1969
 AD: Bill J. Hogan
 SID: Jason Behenna

SEATTLE PACIFIC

Seattle, WA 98119-1997..... II

Coach: Jeff Hironaka, Eastern Ore. 1980

2006-07 RESULTS (18-10)

85 Cal St. L.A.....	67
84 Cal Poly Pomona.....	71
52 UC San Diego †.....	62
84 Cal St. Dom. Hills †.....	65
98 BYU-Hawaii.....	93
66 Cal St. San B'dino.....	86
60 Central Mo. †.....	71
75 Rollins †.....	88
82 Dixie St.....	76
75 Cheyney.....	71
71 Dixie St.....	67
68 Alas. Anchorage.....	65
78 Alas. Fairbanks.....	90
86 Western Ore.....	74
80 Western Wash.....	65
108 Northwest Nazarene.....	80
68 Seattle.....	86
100 St. Martin's.....	90
91 Central Wash.....	98
88 Northwest Nazarene.....	70
98 Seattle.....	74
73 Central Wash.....	80
72 Western Ore.....	61
99 St. Martin's.....	91
70 Alas. Fairbanks.....	75
89 Alas. Anchorage.....	80
70 Western Wash.....	64
65 Grand Canyon †.....	87

Nickname: Falcons
 Colors: Maroon & White
 Arena: Brougham Pavilion
 Capacity: 2,650; Year Built: 1953
 AD: Tom Box
 SID: Frank MacDonald

SETON HALL

South Orange, NJ 07079..... I

Coach: Bobby Gonzalez, Buffalo St. 1986

2006-07 RESULTS (13-16)

91 Caldwell.....	52
71 Fairleigh Dickinson.....	76
83 Morgan St.....	63
80 St. Peter's.....	60
93 St. Mary's (Cal.).....	82
83 Monmouth.....	49
69 Penn St.....	59
61 Virginia Tech †.....	80
94 Penn.....	85
74 Oral Roberts †.....	76
85 Liberty †.....	81
68 BYU.....	77
77 Rutgers.....	72
69 Providence.....	91

79 St. John's (N.Y.).....	63
76 Notre Dame.....	88
69 Providence.....	68
58 Georgetown.....	74
76 Marquette.....	89
70 Rutgers.....	79
79 Princeton.....	41
70 West Virginia.....	81
69 Villanova.....	78
55 Connecticut.....	67
71 West Virginia.....	81
68 Pittsburgh.....	71
89 South Fla.....	76
67 Cincinnati.....	70
71 Louisville.....	86

Nickname: Pirates
 Colors: Blue & White
 Arena: Continental Airlines Arena
 Capacity: 20,029; Year Built: 1981
 AD: Joseph A. Quinlan, Jr.
 SID: Jeff Andriesse

SETON HILL

Greensburg, PA 15601..... II

Coach: Bobby Gonzalez, Buffalo St. 1986

2006-07 RESULTS (15-11)

100 Penn St.-Fayette.....	55
54 Bloomsburg †.....	64
79 Millersville.....	89
102 Penn St.-Fayette.....	57
76 Wingate.....	82
76 West Virginia St. †.....	79
64 Pitt.-Johnstown †.....	73
94 Penn St.-Harrisburg †.....	75
109 Lincoln (Pa.) †.....	99
94 Western Conn. St. †.....	70
76 Daemen.....	67
66 Point Park.....	85
72 Geneva.....	70
86 Franciscan.....	71
58 Roberts Wesleyan.....	63
81 Houghton.....	72
77 Notre Dame (Ohio).....	75
92 Flagler.....	78
86 Flagler.....	87
95 Myers.....	93
75 Daemen.....	80
76 Geneva.....	79
71 Roberts Wesleyan.....	55
70 Houghton.....	65
75 Point Park.....	81
78 Franciscan.....	73

Nickname: Griffins
 Colors: Crimson & Vegas Gold
 Arena: McKenna Center
 Capacity: 1,400; Year Built: 2005
 AD: Chris Snyder
 SID: Jason Greene

SEWANEE

Sewanee, TN 37383-1000..... III

Coach: Joe Thoni, Sewanee 1979

2006-07 RESULTS (6-19)

81 Roanoke.....	83
78 Guilford †.....	91
69 LaGrange.....	73
61 Emory.....	78
82 Oglethorpe.....	77
62 Emory.....	91
47 Maryville (Tenn.).....	64
54 Keene St. †.....	67
61 Babson †.....	73
77 DePauw.....	70
68 Centre.....	80
77 Rhodes.....	56
69 Millsaps.....	77
74 Huntingdon.....	61
75 Oglethorpe.....	92
92 Piedmont.....	95
78 Trinity (Tex.).....	92

60	Southwestern (Tex.)	62
66	Hendrix	81
70	Austin	58
59	Rhodes	52
80	Millsaps	93
82	DePauw	94
54	Centre	73
72	DePauw †	84

Nickname: Tigers
 Colors: Purple & White
 Arena: Juhan Gymnasium
 Capacity: 1,000; Year Built: 1955
 AD: Mark Webb
 SID: B.B. Branton

SHAW

Raleigh, NC 27601 II

Coach: Robert Brickley, Duke 1990

2006-07 RESULTS (3-25)

79	Belmont Abbey	76
50	Queens (N.C.) †	61
55	Fayetteville St.	76
73	Salem Int'l †	87
65	Johnson C. Smith	80
45	Cheyney †	72
49	N.C. Central	66
72	UNC Pembroke	57
44	Lynn	72
56	Clafin	60
76	St. Augustine's †	84
78	Elizabeth City St.	99
54	N.C. Central	58
64	Bowie St.	92
71	Virginia St.	83
58	St. Augustine's	85
82	St. Paul's	97
56	Fayetteville St.	68
67	Livingstone	72
48	Virginia Union	69
66	Elizabeth City St.	73
82	St. Paul's	77
68	Bowie St.	86
77	Virginia Union	86
78	Johnson C. Smith	94
58	Virginia St.	79
69	Livingstone	72
65	Bowie St. †	82

Nickname: Bears
 Colors: Garnet & White
 Arena: Spaulding Gym
 Capacity: 1,200; Year Built: 1946
 AD: Alfonza L. Carter
 SID: Maurice Williams

SHENANDOAH

Winchester, VA 22601 III

Coach: Robert Harris, Shenandoah 1991

2006-07 RESULTS (7-18)

83	East Mennonite	81
60	Longwood	88
65	Frostburg St.	74
64	Southern Va.	56
63	Radford	94
78	Mary Washington	72
58	Guilford	70
58	Lycoming	67
70	Hampden-Sydney	69
94	Albright †	92
68	Davis & Elkins	65
81	Chris. Newport	84
79	N.C. Wesleyan	87
64	Md.-East Shore	88
86	Averett	82
71	Ferrum	75
52	Greensboro	65
78	Methodist	89
75	Chris. Newport	85
78	N.C. Wesleyan	83
52	Ferrum	68
57	Averett	60

67	Greensboro	77
73	Methodist	74
75	Greensboro	86

Nickname: Hornets
 Colors: Red, White & Midnight Blue
 Arena: Shingleton Gymnasium
 Capacity: 680; Year Built: 1969
 AD: John Hill
 SID: Scott Musa

SHEPHERD

Shepherdstown, WV 25443-3210II

Coach: Ken Tyler, William & Mary 1987

2006-07 RESULTS (16-13)

98	Columbia Union	78
64	California (Pa.)	60
60	Shippensburg	51
79	Lock Haven	81
74	Davis & Elkins	64
114	Valley Forge Chrst.	52
97	Penn St.-York	48
64	Central Wash. †	84
81	Western Ore.	84
102	Penn St.-Fayette	44
99	Ohio Valley	76
87	Salem Int'l	76
86	West Liberty St.	97
85	Wheeling Jesuit	99
66	Fairmont St.	58
70	Charleston (W.V.)	73
80	West Virginia St.	93
78	Concord	81
80	Bluefield St.	60
94	Glenville St.	62
89	West Va. Wesleyan	51
74	Alderson-Broaddus	92
79	Fairmont St.	83
70	West Liberty St.	74
58	Wheeling Jesuit	85
71	Salem Int'l	63
87	Ohio Valley	72
75	Ohio Valley	74
63	West Liberty St. †	73

Nickname: Rams
 Colors: Blue & Gold
 Arena: Butcher Athletic Center
 Capacity: 3,500; Year Built: 1989
 AD: Karl Wolf
 SID: Chip Ransom

SHIPPENSBURG

Shippensburg, PA 17257 II

Coach: Dave Springer, Ohio 1984

2006-07 RESULTS (17-14)

73	South Dakota †	78
60	S.C.-Aiken †	63
66	Wis.-Parkside †	73
69	Millersville	67
62	Alderson-Broaddus †	61
86	Bloomfield †	68
51	Shepherd	60
69	Ohio Valley	79
64	Kutztown	69
46	East Stroudsburg	54
103	Ohio Valley	73
70	Bloomsburg	54
95	Mansfield	64
72	Neumann	50
78	Pitt.-Johnstown	69
64	West Chester	70
59	Millersville	65
51	Edinboro	76
71	Cheyney	57
75	Lock Haven	52
64	Clarion	49
63	California (Pa.)	75
61	Slippery Rock	59
70	Indiana (Pa.)	50
69	Edinboro	54
76	Lock Haven	61
63	Clarion	64

62	Slippery Rock	48
51	California (Pa.)	71
72	Indiana (Pa.)	51
60	Edinboro	67

Nickname: Red Raiders
 Colors: Red and Blue
 Arena: Heiges Field House
 Capacity: 2,768; Year Built: 1970
 AD: Roberta Page
 SID: Jason Eichelberger

SIENA

Loudonville, NY 12211-1462..... I

Coach: Fran McCaffery, Penn 1982

2006-07 RESULTS (20-12)

72	Stanford	92
57	Holy Cross	65
83	Dartmouth	69
64	NJIT	40
80	Hofstra	84
76	Albany (N.Y.)	75
81	Niagara	69
87	Rider	79
64	Buffalo	69
81	Tennessee St.	69
75	Maryland	94
78	Canisius	60
92	Niagara	81
87	Loyola (Md.)	94
70	Canisius	48
75	Marist	84
67	Fairfield	72
80	Manhattan	69
87	NJIT	63
78	Rider	84
71	Loyola (Md.)	72
61	Iona	60
66	St. Peter's	50
71	Iona	53
82	St. Peter's	65
69	Fairfield	64
77	James Madison	66
78	Manhattan	61
88	Marist	98
75	Manhattan †	72
86	Marist †	78
79	Niagara †	83

Nickname: Saints
 Colors: Green & Gold
 Arena: Pepsi Arena
 Capacity: 15,500; Year Built: 1990
 AD: John M. D'Argenio
 SID: Jason Rich

SIMPSON

Indianola, IA 50125 III

Coach: Bruce Wilson, Simpson 1976

2006-07 RESULTS (18-9)

82	Elmhurst	71
87	Grand View	80
68	Loras	84
53	Augustana (Ill.)	55
73	Iowa Wesleyan	60
127	Grinnell	139
68	Neb. Wesleyan	66
80	Mount Union †	76
86	Ramapo †	71
69	Edgewood †	50
66	Buena Vista	81
68	Dubuque	81
72	Wartburg	64
51	Luther	50
83	Central (Iowa)	65
68	Coe	76
80	Cornell College	60
59	Wartburg	71
74	Central (Iowa)	57
66	Luther	53
58	Loras	70
92	Cornell College	78
68	Buena Vista	59

78	Coe	73
84	Dubuque	58
95	Central (Iowa)	87
52	Loras	69

Nickname: Storm
 Colors: Red & Gold
 Arena: Cowles Fieldhouse
 Capacity: 3,000; Year Built: 1976
 AD: John Sirianni
 SID: Matt Turk

SKIDMORE

Saratoga Springs, NY 12866..... III

Coach: John Quattrocchi, Albany (N.Y.) 1973

2006-07 RESULTS (2-22)

56	Hartwick	62
87	St. Joseph (Vt.)	91
65	Williams	96
55	Utica	69
64	Westfield St.	79
86	Lyndon St.	64
43	North Fla.	70
55	Stetson	85
65	Middlebury	81
60	Union (N.Y.)	67
47	Vassar	75
50	Rensselaer	62
54	Hobart	69
88	Hamilton	84
68	Castleton	75
55	St. Lawrence	71
60	Clarkson	65
54	Union (N.Y.)	94
47	Hamilton	78
53	Hobart	65
53	Rensselaer	67
60	Vassar	78
67	Clarkson	79
55	St. Lawrence	79

Nickname: Thoroughbreds
 Colors: Green, White & Gold
 Arena: Sports & Recreation Center
 Capacity: 1,500; Year Built: 1982
 AD: Gail Cummings-Danson
 SID: Bill Jones

SLIPPERY ROCK

Slippery Rock, PA 16057 II

Coach: Jamal Palmer, Millersville 1999

2006-07 RESULTS (5-22)

57	Youngstown St.	95
82	Glenville St.	84
71	Ashland	97
79	West Va. Wesleyan	60
96	West Chester	89
65	Millersville	81
97	Ohio Valley	106
87	Northwood (Mich.) †	89
76	Columbia Union †	65
88	Kutztown	95
54	East Stroudsburg	68
61	Mercyhurst	86
50	Cheyney	70
79	Lock Haven	60
60	Bloomsburg	62
92	Mansfield	96
59	Edinboro	87
69	Indiana (Pa.)	76
59	Shippensburg	61
56	California (Pa.)	79
57	Clarion	70
76	Lock Haven	62
64	Edinboro	76
44	Indiana (Pa.)	47
48	Shippensburg	62
63	California (Pa.)	65
59	Clarion	76

Nickname: The Rock
 Colors: Green & White
 Arena: Morrow Field House

Capacity: 3,000; Year Built: 1962
AD: Paul A. Lueken
SID: Bob McComas

SONOMA ST.

Rohnert Park, CA 94928-3609..... II

Coach: Pat Fuscaldo, San Fran. St. 1983

2006-07 RESULTS (15-11)

55	Seattle.....	68
75	St. Martin's †.....	76
71	Cal Poly Pomona.....	77
55	Cal St. San B'dino.....	75
93	St. Martin's.....	86
64	Chaminade.....	71
57	Humboldt St.....	72
78	Humboldt St.....	90
68	Cal St. Dom. Hills.....	62
75	UC San Diego.....	70
105	Cal St. Monterey Bay.....	93
54	San Fran. St.....	43
65	Cal St. Bakersfield.....	58
74	Cal St. L.A.....	69
76	Cal St. Chico.....	67
85	Cal St. Stanislaus.....	87
52	Cal St. San B'dino.....	74
65	Cal Poly Pomona.....	43
76	UC San Diego.....	90
57	Cal St. Dom. Hills.....	79
61	San Fran. St.....	56
77	Cal St. Monterey Bay.....	74
75	Cal St. L.A.....	53
58	Cal St. Bakersfield.....	53
77	Cal St. Stanislaus.....	62
71	Cal St. Chico.....	55

Nickname: Seawolves
Colors: Navy, Blue & White
Arena: Seawolf Gymnasium
Capacity: 1,800; Year Built: 1968
AD: William J. Fusco
SID: Brandon Bronzan

SOUTH ALA.

Mobile, AL 36688..... I

Coach: John Pelphey, Kentucky 1992

2006-07 RESULTS (20-12)

67	UC Irvine †.....	63
63	Fresno St.....	73
76	Winston-Salem †.....	58
70	Morehead St.....	55
91	West Fla.....	71
64	Bowling Green.....	65
59	Samford.....	54
71	Auburn.....	82
46	Mississippi St.....	84
72	Mississippi.....	82
80	Texas Col.....	56
51	Western Ky.....	73
91	Arkansas St.....	78
51	Middle Tenn.....	59
69	Florida Int'l.....	52
101	Fla. Atlantic.....	76
75	Troy.....	64
68	Ark.-Little Rock.....	54
73	La.-Lafayette.....	69
70	Denver.....	64
64	La.-Monroe.....	57
90	North Texas.....	89
76	New Orleans.....	58
61	Middle Tenn.....	38
73	Western Ky.....	71
85	Arkansas St.....	67
66	Houston.....	61
67	Florida Int'l.....	69
69	Fla. Atlantic.....	79
88	Troy.....	92
60	Middle Tenn. †.....	63
73	Syracuse.....	79

Nickname: Jaguars
Colors: Red, White and Blue
Arena: Mitchell Center
Capacity: 10,000; Year Built: 1999

AD: Joseph E. Gottfried
SID: Kit Strief

SOUTH CAROLINA

Columbia, SC 29208..... I

Coach: Dave Odom, Guilford 1965

2006-07 RESULTS (14-16)

55	South Carolina St.....	52
52	UC Irvine.....	67
80	Southern California.....	74
75	Lipscomb.....	68
74	Citadel.....	59
53	Clemson.....	74
67	Col. of Charleston.....	55
64	Baylor.....	59
54	Princeton.....	48
71	UNC Asheville.....	51
80	Jacksonville.....	73
67	Western Caro.....	53
54	Kansas.....	70
56	Georgia.....	80
50	Florida.....	84
49	Kentucky.....	87
61	Tennessee.....	64
66	Arkansas.....	60
66	Mississippi St.....	63
75	Auburn.....	80
61	Alabama.....	64
89	Kentucky.....	95
54	Georgia.....	73
68	Vanderbilt.....	78
81	Tennessee.....	64
49	Florida.....	63
76	Mississippi.....	63
90	Vanderbilt.....	99
52	LSU.....	61
52	Arkansas †.....	82

Nickname: Gamecocks
Colors: Garnet & Black
Arena: The Colonial Center
Capacity: 18,000; Year Built: 2002
AD: Eric C. Hyman
SID: Michelle Schmitt

S.C.-AIKEN

Aiken, SC 29801..... II

Coach: Vince Alexander, Okla. Baptist 1989

2006-07 RESULTS (9-22)

63	Wis.-Parkside †.....	79
63	Shippensburg †.....	60
69	South Dakota †.....	77
91	Morris.....	73
73	Anderson (S.C.).....	63
82	GCSU.....	96
88	Mars Hill.....	77
72	Mars Hill.....	74
92	Allen.....	60
54	Furman.....	79
61	Tusculum.....	65
52	Limestone.....	78
72	S.C. Upstate.....	69
70	Augusta St.....	89
45	UNC Pembroke.....	70
71	Columbus St.....	83
78	Francis Marion.....	85
81	GCSU.....	93
65	Allen.....	53
62	UNC Pembroke.....	51
73	Clayton St.....	89
68	Francis Marion.....	72
56	Armstrong Atlantic.....	85
72	North Georgia.....	69
62	Lander.....	80
57	Erskine.....	75
57	S.C. Upstate.....	75
49	Ga. Southwestern.....	70
67	North Georgia.....	70
59	Lander.....	70
58	Columbus St. †.....	66

Nickname: Pacers
Colors: Cardinal, Navy, and White
Arena: The Courthouse
Capacity: 2,500; Year Built: 1977
AD: Douglas R. Warrick
SID: Brad Fields

SOUTH CAROLINA ST.

Orangeburg, SC 29117-0001..... I

Coach: Jamal Brown, South Carolina St. 1996

2006-07 RESULTS (13-17)

52	South Carolina.....	55
69	South Fla.....	82
60	Georgia.....	105
74	Jacksonville.....	87
55	Dayton.....	67
77	N.C. A&T.....	67
87	VMI.....	99
81	Coastal Caro.....	80
57	Old Dominion.....	74
79	UNC Asheville.....	77
68	Rutgers.....	75
53	Delaware St.....	59
51	Howard.....	45
61	Mid.-East. Shore.....	49
58	Florida A&M.....	73
68	Bethune-Cookman.....	56
62	Morgan St.....	65
67	Coppin St.....	70
74	Hampton.....	63
56	Norfolk St.....	62
65	Howard.....	58
77	Mid.-East. Shore.....	74
69	Florida A&M.....	72
44	Bethune-Cookman.....	46
70	Morgan St.....	56
76	Coppin St.....	65
61	Hampton.....	60
65	Norfolk St.....	70
89	Winston-Salem.....	82
64	Morgan St. †.....	66

Nickname: Bulldogs
Colors: Garnet & Blue
Arena: SHM Memorial Center
Capacity: 3,200; Year Built: 1968
AD: Charlene M. Johnson
SID: Bill Hamilton

S.C. UPSTATE

Spartanburg, SC 29303-4999..... II

Coach: Eddie Payne, Wake Forest 1973

2006-07 RESULTS (17-11)

73	Bellarmine.....	82
64	Newberry.....	61
78	Catawba.....	69
79	Salem Int'l †.....	77
82	Fayetteville St.....	64
82	Mars Hill.....	66
88	West Virginia St. †.....	96
69	Wingate.....	90
68	Presbyterian.....	64
73	Mars Hill.....	70
87	Catawba.....	75
69	S.C.-Aiken.....	72
57	Ga. Southwestern.....	43
65	Francis Marion.....	48
69	Augusta St.....	86
74	North Georgia.....	56
68	Columbus St.....	63
62	Francis Marion.....	66
62	GCSU.....	66
76	North Georgia.....	61
49	Clayton St.....	74
65	Lander.....	59
64	UNC Pembroke.....	47
75	S.C.-Aiken.....	57
61	Armstrong Atlantic.....	68
66	Lander.....	67
69	UNC Pembroke.....	52
43	Clayton St. †.....	63

Nickname: Spartans
Colors: Green, White & Black
Arena: G.B. Hodge Center
Capacity: 1,535; Year Built: 1973
AD: H. Michael Hall
SID: Bill English

SOUTH DAKOTA

Vermillion, SD 57069-2390..... II

Coach: David Boots, Augsburg 1979

2006-07 RESULTS (23-7)

78	Shippensburg †.....	73
75	Wis.-Parkside †.....	86
77	S.C.-Aiken †.....	69
86	Wayne St. (Neb.).....	90
78	Southwest Minn. St.....	68
79	Quincy †.....	89
84	Chadron St. †.....	75
68	Chadron St.....	73
82	Morningside.....	60
73	Valley City St.....	54
75	South Dak. Tech.....	59
75	Minn. St. Moorhead.....	63
62	Upper Iowa †.....	51
98	Illinois Tech †.....	38
82	Jamestown.....	54
69	Augustana (S.D.).....	57
70	North Dakota.....	54
93	Neb.-Omaha.....	78
68	Minn. Duluth.....	62
87	Minn. St. Mankato.....	91
86	Neb.-Omaha.....	67
85	Minn. St. Mankato.....	75
91	St. Cloud St.....	63
69	North Dakota.....	68
75	Minn. Duluth.....	83
86	Augustana (S.D.).....	71
90	St. Cloud St.....	83
60	Minn. Duluth.....	56
97	Minn. St. Mankato.....	86
88	Neb.-Kearney †.....	95

Nickname: Coyotes
Colors: Red & White
Arena: DakotaDome
Capacity: 10,000; Year Built: 1979
AD: Joel Nielsen
SID: Shane Drahota

SOUTH DAKOTA ST.

Brookings, SD 57007..... II

Coach: Scott Nagy, Delta St. 1988

2006-07 RESULTS (6-24)

50	Kent St. †.....	105
66	Alabama A&M †.....	70
89	VMI †.....	104
66	Idaho.....	74
58	Milwaukee.....	75
56	UNI.....	69
84	Arkansas St.....	78
50	Utah St.....	56
67	Denver.....	56
53	Minnesota.....	77
47	Montana.....	87
48	Green Bay.....	80
79	UMKC.....	71
65	Montana St.....	62
67	Idaho.....	72
61	UCF.....	72
47	Butler.....	62
61	Cal St. Northridge.....	72
54	Utah Valley St.....	66
82	Tex.-Pan American.....	67
56	Middle Tenn.....	57
60	North Dakota St.....	78
62	NJIT.....	67
52	IPFW.....	68
50	Tex.-Pan American.....	63
56	Utah Valley St.....	83
63	Cal St. Northridge.....	64
69	North Dakota St.....	86
72	IPFW.....	83
71	NJIT.....	61

Nickname: Jackrabbits
 Colors: Yellow & Blue
 Arena: Frost Arena
 Capacity: 8,000; Year Built: 1973
 AD: Fred M. Oien
 SID: Jason Hove

SOUTH FLA.

Tampa, FL 33620 I

Coach: Robert McCullum, Birmingham-
 So. 1976

2006-07 RESULTS (12-18)

77	Buffalo61
82	South Carolina St.69
79	Florida Int'l50
77	Stetson72
46	Richmond56
63	Winston-Salem43
65	East Caro52
87	Norfolk St. †56
63	A&M-Corpus Christi †69
59	UNLV74
69	Missouri St.81
62	UAB78
75	Wake Forest †67
82	Bethune-Cookman49
50	Connecticut69
48	Pittsburgh69
55	Louisville81
74	Cincinnati59
58	West Virginia69
58	Notre Dame82
62	Rutgers40
68	Marquette70
69	Notre Dame63
62	St. John's (N.Y.)66
63	Louisville83
53	Syracuse70
62	DePaul75
76	Seton Hall89
72	Providence77
54	DePaul70

Nickname: Bulls
 Colors: Green & Gold
 Arena: Sun Dome
 Capacity: 10,411; Year Built: 1979
 AD: Doug Woolard
 SID: Scott Kuykendall

SOUTHEAST MO. ST.

Cape Girardeau, MO 63701-4799 I

Coach: Scott Edgar, Pitt.-Johnstown
 1978

2006-07 RESULTS (11-20)

52	Arkansas92
51	Drake †78
51	Centenary (La.) †83
69	Alas. Fairbanks66
78	UC Riverside75
45	Evansville65
65	IPFW84
81	Tenn.-Martin79
72	Tennessee St.75
76	Tennessee Tech91
67	Jacksonville St.70
64	Samford65
71	Iowa St.87
65	Purdue102
88	Eastern Ky.74
80	Eastern Ill.65
96	Murray St.85
67	Austin Peay68
92	Tennessee St.78
80	Tennessee Tech87
61	Morehead St.59
67	Murray St.85
73	Austin Peay75
73	Tenn.-Martin69
81	Morehead St.78
61	Eastern Ky.66
69	Eastern Ill.77
56	Louisiana Tech72

70	Samford67
72	Jacksonville St.78
60	Tennessee Tech88

Nickname: Redhawks
 Colors: Red & Black
 Arena: Show Me Center
 Capacity: 7,000; Year Built: 1987
 AD: Donald L. Kaverman
 SID: Ron Hines

SOUTHEASTERN LA.

Hammond, LA 70402 I

Coach: Jim Yarbrough, Florida St. 1987

2006-07 RESULTS (16-14)

76	Cal Poly †69
65	Oregon St.63
63	Portland †55
73	William Carey50
84	Troy86
73	Jackson St.81
56	San Francisco †71
59	Chicago St. †44
62	Florida St.88
70	Southern U.59
69	Penn St.66
90	Millsaps67
61	Minnesota63
45	Sam Houston St.69
49	Stephen F. Austin66
78	Texas St.70
73	Texas-Arlington69
75	Nicholls St.69
74	Central Ark.66
91	Northwestern St.98
69	McNeese St.64
73	Lamar64
64	UTSA57
74	A&M-Corpus Christi80
72	Nicholls St.74
66	Central Ark.63
65	Northwestern St.71
45	McNeese St.63
64	Lamar83
72	A&M-Corpus Christi †80

Nickname: Lions
 Colors: Green & Gold
 Arena: University Center
 Capacity: 7,500; Year Built: 1982
 AD: Dennis Roland
 SID: Matt Sullivan

SOUTHEASTERN OKLA.

Durant, OK 74701-0609 II

Coach: Tony Robinson, Southeastern
 Okla. 1976

2006-07 RESULTS (27-5)

94	Southwestern Christ.62
96	Ouachita Baptist85
84	Okla. Sci. & Arts61
92	Midwestern St.70
93	Ouachita Baptist77
81	Okla. Christian74
80	Tex. A&M-Kingsville62
84	Okla. Sci. & Arts74
84	Fort Hays St. †68
72	Pittsburg St. †77
72	Angelo St.63
77	Abilene Christian66
58	Tarleton St.68
85	West Tex. A&M75
91	Cameron82
89	Southwestern Okla.74
74	East Central60
90	Tex. A&M-Commerce71
87	Central Okla.69
69	Northeastern St.52
108	Cameron93
93	Southwestern Okla.79
83	East Central78
86	Tex. A&M-Commerce82
88	Central Okla.94

72	Northeastern St.56
88	Tex. A&M-Kingsville72
83	West Tex. A&M †76
80	Midwestern St.89
79	Emporia St. †66
88	Midwestern St. †77
54	Central Mo.67

Nickname: Savage Storm
 Colors: Blue & Gold
 Arena: Bloomer Sullivan Gym
 Capacity: 2,000; Year Built: 1956
 AD: Jeff Hale
 SID: Trey Reed

SOUTHERN ARK.

Magnolia, AR 71754-0000 II

Coach: Eric Bozeman, Arkansas Tech
 1981

2006-07 RESULTS (11-16)

64	Miles †72
75	Clark Atlanta †62
70	North Ala.94
67	Dallas Baptist72
89	Champion Bapt.35
71	Rust44
58	Dallas Baptist65
56	Tulsa88
81	Central Baptist46
79	North Ala.64
64	Armstrong Atlantic74
40	GCSU †50
86	Ecclesia75
51	Christian Bros.71
48	Henderson St.56
68	Arkansas Tech63
61	Delta St.66
50	Ouachita Baptist59
55	Harding65
65	Ark.-Monticello48
49	Christian Bros.69
41	Henderson St.72
71	Arkansas Tech62
65	Delta St.63
75	Ouachita Baptist68
61	Harding64
65	Ark.-Monticello76

Nickname: Muleriders
 Colors: Royal Blue & Old Gold
 Arena: W.T. Watson Athletic Cent
 Capacity: 2,000; Year Built: 1962
 AD: Jay Adcox
 SID: Houston Taylor

SOUTHERN CALIFORNIA

Los Angeles, CA 90089-0602 I

Coach: Tim Floyd, Louisiana Tech 1977

2006-07 RESULTS (25-12)

74	South Carolina80
69	St. Mary's (Cal.)63
74	Citadel58
79	Long Beach St.61
63	Mississippi Val.39
67	Loyola Marymount50
62	Kansas72
74	George Washington †65
88	Bethune-Cookman36
70	Charleston So.58
83	Longwood53
55	Kansas St. †68
60	Wichita St. †56
86	Washington79
55	Washington St.58
84	Oregon82
91	Oregon St.46
64	UCLA65
80	Arizona73
58	Arizona St.49
50	Stanford65
76	California73
73	Oregon St.56
71	Oregon68

65	UCLA70
80	Arizona75
88	Arizona St.68
69	Stanford65
84	California66
70	Washington85
86	Washington St.88
83	Stanford †79
70	Washington St. †61
57	Oregon †81
77	Arkansas †60
87	Texas †68
64	North Carolina †74

Nickname: Trojans
 Colors: Cardinal & Gold
 Arena: Galen Center
 Capacity: 10,258; Year Built: 2006
 AD: Michael Garrett
 SID: Tim Tessalone

SOUTHERN CONN. ST.

New Haven, CT 06515 II

Coach: Jerry DeGregorio, St. John's
 (N.Y.) 1988

2006-07 RESULTS (7-20)

61	St. Anselm85
61	Bentley78
77	Merrimack84
64	Le Moyne60
82	St. Michael's94
72	Mass.-Lowell69
81	American Int'l89
66	St. Rose80
48	C.W. Post56
72	Ga. Southwestern †74
72	Nyack †70
58	Bentley81
79	Franklin Pierce87
82	Pace84
60	Le Moyne89
69	American Int'l75
74	Concordia (N.Y.)56
75	Assumption78
76	Stonehill73
54	Southern N.H.62
78	St. Rose86
73	Merrimack57
77	St. Michael's75
69	Dominican (N.Y.)84
82	Pace88
72	Bryant78
76	Mass.-Lowell92

Nickname: Owls
 Colors: Blue & White
 Arena: James W. Moore Fieldhouse
 Capacity: 2,800; Year Built: 1973
 AD: Patricia D. Nicol
 SID: Richard Leddy

SIU EDWARDSVILLE

Edwardsville, IL 62026-1129 II

Coach: Marty Simmons, Evansville 1987

2006-07 RESULTS (15-12)

58	Bradley74
63	Harris-Stowe56
103	Robert Morris-Chi.69
52	Ferris St.57
54	Bellarmino44
76	Northern Ky.81
80	Central Bible (Mo.)40
66	Wis.-Parkside62
65	Lewis46
80	Ky. Wesleyan81
80	Illinois Tech47
60	Mo.-Rolla43
70	Mo.-St. Louis68
54	Southern Ind.63
64	Ky. Wesleyan47
46	St. Joseph's (Ind.)57
67	Indianapolis69
57	Drury60

72	Rockhurst	65
74	Oakland City	57
55	Quincy	67
71	Drury	79
64	Rockhurst	70
76	Quincy	71
54	Southern Ind.	73
72	Mo.-Rolla	58
92	Mo.-St. Louis	63

Nickname: Cougars
 Colors: Red & White
 Arena: Sam Vadalabene Center
 Capacity: 4,000; Year Built: 1984
 AD: Bradley Hewitt
 SID: Eric Hess

SOUTHERN ILL.

Carbondale, IL 62901-6620 I

Coach: Chris Lowery, Southern Ill. 1995

2006-07 RESULTS (29-7)

59	Washington-St. Louis	28
62	Murray St.	46
53	Arkansas †	61
69	Minnesota †	53
69	Virginia Tech †	64
50	Louisiana Tech	36
65	St. Louis	56
75	Western Ky.	70
47	Indiana	57
74	Central Mich.	61
66	St. Mary's (Cal.)	61
68	Illinois St.	49
73	Wichita St.	68
59	Drake	54
61	UNI	66
46	Bradley	48
76	Missouri St.	56
72	Drake	62
68	Evansville	75
58	Creighton	57
56	UNI	54
73	Illinois St.	62
61	Indiana St.	48
54	Wichita St.	46
60	Bradley	50
72	Creighton	68
51	Missouri St.	47
68	Butler	64
58	Indiana St.	50
76	Evansville	69
71	Drake †	59
53	Bradley †	51
61	Creighton †	67
61	Holy Cross †	51
63	Virginia Tech †	48
58	Kansas †	61

Nickname: Salukis
 Colors: Maroon & White
 Arena: The SIU Arena
 Capacity: 10,014; Year Built: 1964
 AD: Mario Moccia
 SID: Tom Weber

SOUTHERN IND.

Evansville, IN 47712-3534 II

Coach: Rick Herdes, Graceland (Iowa)
 1980

2006-07 RESULTS (29-6)

85	North Georgia †	62
101	Pace †	72
94	Alas. Fairbanks †	73
81	Wayne St. (Mich.)	64
87	Tiffin	53
125	Judson (Ill.)	68
105	Ill.-Springfield	71
84	Ky. Wesleyan	69
96	St. Joseph's (Ind.)	86
55	Indianapolis	56
108	Glenville St.	80
78	Wayne St. (Mich.)	69
91	Ferris St. †	76

117	Harris-Stowe	78
79	Rockhurst	64
89	Drury	70
63	SIU Edwardsville	54
74	Quincy	76
88	Bellarmino	80
83	Northern Ky.	71
82	Lewis	68
75	Wis.-Parkside	80
83	Mo.-St. Louis	61
98	Mo.-Rolla	80
72	Mo.-St. Louis	59
80	Mo.-Rolla	64
73	SIU Edwardsville	54
87	Quincy	65
63	Rockhurst	75
72	Drury	77
57	Lewis	45
76	Quincy	57
63	Northern Ky.	61
84	Rockhurst †	78
83	Grand Valley St. †	90

Nickname: Screaming Eagles
 Colors: Red, White & Blue
 Arena: Physical Activities Center
 Capacity: 2,500; Year Built: 1980
 AD: Jon Mark Hall
 SID: Ray Simmons

SOUTHERN ME.

Gorham, ME 04038 III

Coach: Karl Henrikson, Southern Me.
 1979

2006-07 RESULTS (6-20)

70	Lyndon St. †	54
70	Me.-Farmington	65
55	Bates	78
36	Bowdoin	68
70	Mass.-Dartmouth	75
57	Colby	83
70	Eastern Conn. St.	74
83	New England	51
66	Me.-Farmington	53
59	Colby †	78
73	Husson †	77
59	Western Conn. St.	68
58	Rhode Island Col.	67
56	Keene St.	81
81	Plymouth St.	74
62	Mass.-Dartmouth	64
73	Mass.-Boston	60
72	Eastern Conn. St.	73
58	St. Joseph's (Me.)	80
82	Western Conn. St.	87
60	Plymouth St.	68
56	Rhode Island Col.	74
61	Mass.-Boston	96
62	Husson	72
65	Keene St.	79
69	Rhode Island Col.	72

Nickname: Huskies
 Colors: Blue, Gold & White
 Arena: Warren G. Hill Gymnasium
 Capacity: 1,400; Year Built: 1963
 AD: Albert D. Bean Jr.
 SID: B.L. Efring

SMU

Dallas, TX 75275 I

Coach: Matt Doherty, North Carolina
 1984

2006-07 RESULTS (14-17)

57	Illinois St. †	55
70	McNeese St. †	54
52	Florida St.	59
53	Dayton	48
99	La.-Monroe	66
76	Paul Quinn	54
79	Texas Col.	63
68	Prairie View	51
68	Centenary (La.)	40

64	TCU	62
42	Oklahoma	69
76	N.C. A&T	80
84	Tex.-Pan American	71
60	Brown	56
56	Southern Miss.	57
67	Houston	82
56	UCF	64
67	UTEP	72
55	Tulane	53
66	Tulsa	70
60	UAB	56
52	Memphis	88
49	Houston	64
60	Rice	63
49	Marshall	52
65	East Caro.	42
56	UTEP	85
66	Rice	75
60	Tulsa	67
61	Memphis	64
52	Southern Miss. †	59

Nickname: Mustangs
 Colors: Red & Blue
 Arena: Moody Coliseum
 Capacity: 8,998; Year Built: 1956
 AD: Steven Orsini
 SID: Brad Sutton

SOUTHERN MISS.

Hattiesburg, MS 39406-0001 I

Coach: Larry Eustachy, Long Beach St.
 1979

2006-07 RESULTS (20-11)

63	Belhaven	38
77	Tenn.-Martin	67
80	Alabama St.	43
113	Spring Hill	57
94	Sam Houston St.	86
61	Savannah St.	45
70	Southern-N.O.	45
64	Alabama †	77
80	Reinhardt	56
73	Bradley	83
58	McNeese St.	41
56	Auburn	54
52	Savannah St.	54
57	SMU	56
62	Memphis	75
50	UTEP	68
57	UAB	55
83	East Caro.	72
64	Memphis	67
87	UTEP	78
64	Tulane	79
55	Rice	70
70	Tulsa	65
80	East Caro.	42
74	Houston	69
56	UCF	59
72	Tulane	77
76	UAB	68
83	Marshall	73
59	SMU †	52
59	Houston †	62

Nickname: Golden Eagles
 Colors: Black & Gold
 Arena: Reed Green Coliseum
 Capacity: 8,095; Year Built: 1965
 AD: Richard C. Giannini
 SID: Jack Duggan

SOUTHERN N.H.

Manchester, NH 03106-1045 II

Coach: Stan Spirou, Keene St. 1974

2006-07 RESULTS (6-21)

75	Stonehill	78
69	Le Moyne	84
70	St. Rose	72
66	Pace	82
52	St. Anselm	78
89	American Int'l	75

46	Bryant	76
72	Franklin Pierce	73
69	Assumption	84
55	Philadelphia U.	69
50	Holy Family †	62
66	St. Michael's	71
64	Bentley	84
68	Bridgeport	74
64	St. Anselm	60
46	Franklin Pierce	57
60	Bryant	67
65	Merrimack	78
62	Southern Conn. St.	54
62	NYIT	65
63	Mass.-Lowell	68
79	Assumption	68
68	St. Rose	59
65	Pace	85
61	Stonehill	71
86	New Haven	71
53	Le Moyne	59

Nickname: Penmen
 Colors: Blue & Gold
 Arena: SNHU Fieldhouse
 Capacity: 2,000; Year Built: 1980
 AD: Joseph R. Polak
 SID: Tom McDermott

SOUTHERN U.

Baton Rouge, LA 70813 I

Coach: Rob Spivery, Ashland 1972

2006-07 RESULTS (10-21)

37	Georgia	97
39	Wisconsin	92
59	Oklahoma St.	75
63	Delaware St. †	65
52	East Tenn. St. †	66
27	Florida	83
64	Stephen F. Austin	73
57	Northwestern St.	64
66	Louisiana Tech	74
59	Southeastern La.	70
62	Louisiana Tech	47
58	Missouri	87
64	Texas Southern	65
63	Prairie View	58
67	Grambling	70
73	Jackson St.	62
47	Ark.-Pine Bluff	54
72	Mississippi Val.	64
44	Alabama St.	49
63	Alabama A&M	68
73	Alcorn St.	85
76	Grambling	43
57	Jackson St.	64
58	Ark.-Pine Bluff	73
63	Mississippi Val.	62
58	Alabama St.	71
62	Alabama A&M	60
61	Alcorn St.	56
64	Texas Southern	55
66	Prairie View	51
65	Jackson St. †	74

Nickname: Jaguars
 Colors: Columbia Blue & Gold
 Arena: F.G. Clark Center
 Capacity: 7,500; Year Built: 1976
 AD: Greg LaFleur
 SID: Kevin Manns

SOUTHERN UTAH

Cedar City, UT 84720 I

Coach: Bill Evans, Southern Utah 1972

2006-07 RESULTS (16-14)

76	Utah	73
74	Denver	68
68	Boise St.	77
67	Idaho	50
61	BYU	80
73	Denver	63
68	Utah Valley St.	60

72	Idaho.....	50
72	Washington.....	87
75	Weber St.....	63
74	Texas A&M Int'l.....	48
57	Weber St.....	59
55	Utah Valley St.....	64
84	Chicago St.....	66
66	Western St.....	55
62	UMKC.....	66
61	Oral Roberts.....	69
78	Centenary (La.).....	57
69	Oakland.....	77
56	IUPUI.....	53
68	Western Ill.....	65
76	Valparaiso.....	50
66	UMKC.....	59
63	Centenary (La.).....	70
57	Oral Roberts.....	79
74	IUPUI.....	75
87	Oakland.....	85
48	Valparaiso.....	75
48	Western Ill.....	51
59	IUPUI †.....	71

Nickname: Thunderbirds
 Colors: Scarlet & White
 Arena: Centrum
 Capacity: 5,300; Year Built: 1985
 AD: Ken Beazer
 SID: Neil Gardner

SOUTHERN VT.

Bennington, VT 05201-9983..... III

Coach: Michael McDonough, Notre Dame

2006-07 RESULTS (7-14)

79	Williams.....	81
51	Bates †.....	77
73	Green Mountain.....	57
75	Gallaudet.....	73
75	N.C. Wesleyan †.....	81
69	Emerson.....	91
76	Middlebury.....	100
90	Norwich.....	86
75	Johnson & Wales (RI).....	67
62	Rensselaer.....	74
65	Norwich.....	86
88	Suffolk.....	64
92	Albertus Magnus.....	83
78	Rivier.....	84
67	Amherst.....	111
63	Johnson & Wales (RI).....	70
92	Daniel Webster.....	93
78	Albertus Magnus.....	74
86	Rivier.....	87
68	Emmanuel (Mass.).....	76
54	Western New Eng.....	92

Nickname: Mountaineers
 Colors: Green, White & Gold
 Arena: Field House
 Capacity: 300; Year Built: 1991
 AD: Matthew Couloute, Jr.
 SID: Ken Norris

SOUTHWEST BAPTIST

Bolivar, MO 65613..... II

Coach: Jeff Guiot, Pittsburg St. 1987

2006-07 RESULTS (16-12)

79	Drury.....	80
113	Mo. Baptist.....	84
97	Park †.....	85
53	Rockhurst.....	79
98	Ark.-Monticello.....	73
100	Newman.....	66
104	Harris-Stowe.....	56
80	Northwest Mo. St.....	81
59	Henderson St. †.....	74
92	Gannon †.....	80
84	Emporia St.....	93
66	Central Mo.....	77
69	Fort Hays St.....	59
87	Pittsburg St.....	84

76	Washburn.....	69
68	Truman.....	81
84	Mo. Southern St.....	77
81	Mo. Western St.....	66
63	Northwest Mo. St.....	68
95	Mo. Western St.....	75
53	Truman.....	60
79	Washburn.....	72
87	Mo. Southern St.....	77
64	Fort Hays St.....	74
58	Pittsburg St.....	51
59	Central Mo.....	69
108	Emporia St.....	89
70	Pittsburg St. †.....	73

Nickname: Bearcats
 Colors: Purple & White
 Arena: Meyer Sports Center
 Capacity: 3,000; Year Built: 2005
 AD: Brent Good
 SID: Adam Ledyard

SOUTHWEST MINN. ST.

Marshall, MN 56258..... II

Coach: Greg Stemen, Valley City St. 1988

2006-07 RESULTS (20-10)

67	St. Olaf.....	55
68	South Dakota.....	78
75	Dakota St.....	61
78	North Dakota.....	69
66	Minn.-Crookston.....	50
87	Bemidji St.....	45
64	Mary.....	56
75	Northern St.....	72
73	St. Cloud St.....	76
50	Minn. St. Mankato.....	55
68	North Dakota St.....	72
69	Minn. Duluth.....	56
61	Augustana (S.D.).....	66
88	Upper Iowa.....	60
71	Winona St.....	76
69	Wayne St. (Neb.).....	68
70	Concordia-St. Paul.....	64
56	Minn. St. Moorhead.....	58
63	Bemidji St.....	54
81	Minn.-Crookston.....	60
75	Northern St.....	68
58	Mary.....	41
59	Winona St.....	68
70	Upper Iowa.....	44
70	Wayne St. (Neb.).....	74
75	Minn. St. Moorhead.....	64
59	Concordia-St. Paul.....	45
86	Bemidji St.....	43
82	Northern St. †.....	63
70	Winona St.....	80

Nickname: Mustangs
 Colors: Brown & Gold
 Arena: R/A Facility
 Capacity: 4,000; Year Built: 1996
 AD: Chris Hmielewski
 SID: Kelly Loft

SOUTHWESTERN (TEX.)

Georgetown, TX 78627-0770..... III

Coach: Bill Raleigh, Muhlenberg 1988

2006-07 RESULTS (11-15)

76	Schreiner.....	75
75	Texas Lutheran.....	72
58	Hardin-Simmons.....	56
75	FDU-Florham †.....	84
74	Chicago †.....	62
46	Dallas.....	58
68	Millsaps.....	70
68	Rhodes.....	55
48	Texas A&M Int'l.....	63
53	Swarthmore.....	55
76	Pitt.-Greensburg.....	34
66	Mary Hardin-Baylor.....	72
52	Austin.....	33
57	Hendrix.....	43

53	Trinity (Tex.).....	62
38	Centre.....	55
51	DePauw.....	59
75	Oglethorpe.....	80
62	Sewanee.....	60
65	Millsaps.....	71
54	Rhodes.....	61
63	Trinity (Tex.).....	67
77	Dallas.....	75
68	Austin.....	64
64	Hendrix.....	68
43	Centre †.....	63

Nickname: Pirates
 Colors: Black & Gold
 Arena: Corbin J. Robertson Center
 Capacity: 1,800; Year Built: 1995
 AD: Glada C. Munt
 SID: Jeff Sutton

SOUTHWESTERN OKLA.

Weatherford, OK 73096..... II

Coach: Todd Thurman, Southern Nazarene

2006-07 RESULTS (17-10)

85	Arkansas Tech.....	72
93	Okla. Sci. & Arts.....	79
88	Ouachita Baptist †.....	75
84	Adams St. †.....	69
80	Eastern N.M.....	65
84	West Tex. A&M.....	81
82	Okla. Sci. & Arts.....	81
114	Midwestern St.....	99
83	Mo. Southern St.....	67
138	Southwestern Christ.....	67
77	Oklahoma St.....	129
77	Tex. A&M-Kingsville.....	88
104	Tarleton St.....	80
91	Abilene Christian.....	84
88	East Central.....	72
74	Southeastern Okla.....	89
77	Central Okla.....	83
69	Northeastern St.....	67
100	Cameron.....	101
110	Tex. A&M-Commerce.....	102
101	East Central.....	102
79	Southeastern Okla.....	93
80	Central Okla.....	79
73	Northeastern St.....	81
95	Cameron.....	73
93	Tex. A&M-Commerce.....	102
67	Midwestern St.....	90

Nickname: Bulldogs
 Colors: Navy Blue & White
 Arena: Rankin Williams Fieldhouse
 Capacity: 2,400; Year Built: 1957
 AD: Cecil Perkins
 SID: Justin Tinder

SPRINGFIELD

Springfield, MA 01109-3797..... III

Coach: Charlie Brock, Springfield 1976

2006-07 RESULTS (12-14)

77	Colby-Sawyer †.....	53
63	Brandeis.....	90
76	Curry.....	67
61	Tufts.....	77
72	Westfield St. †.....	75
52	Amherst.....	91
76	Trinity (Conn.).....	72
65	Williams.....	67
56	Connecticut Col.....	69
65	Rhode Island Col.....	73
64	Colby.....	48
76	Kean.....	73
57	MIT.....	56
75	WPI.....	82
79	Keene St.....	84
67	Coast Guard.....	60
70	Wheaton (Mass.).....	58
56	WPI.....	76
64	Babson.....	58

89	Clark (Mass.).....	83
67	Coast Guard.....	77
68	MIT.....	71
71	Wheaton (Mass.).....	69
72	Clark (Mass.).....	73
70	Babson.....	67
54	Wheaton (Mass.).....	61

Nickname: The Pride
 Colors: Maroon & White
 Arena: Blake Arena
 Capacity: 2,000; Year Built: 1981
 AD: Cathie Schweitzer
 SID: Steve Raczynski

STANFORD

Stanford, CA 94305-2060..... I

Coach: Trent Johnson, Boise St. 1983

2006-07 RESULTS (18-13)

92	Siena.....	72
73	San Jose St.....	52
45	Air Force.....	79
58	Northwestern.....	53
82	Denver.....	39
84	UC Davis.....	72
70	Texas Tech †.....	59
46	Santa Clara.....	62
69	Fresno St.....	67
71	Arizona St.....	60
75	Arizona.....	89
63	California.....	67
76	Virginia.....	75
78	Washington.....	77
71	Washington St.....	68
59	Oregon.....	66
67	Oregon St.....	56
65	Southern California.....	50
75	UCLA.....	68
86	Gonzaga.....	90
90	California.....	71
45	Washington St.....	58
52	Washington.....	64
70	Oregon St.....	55
88	Oregon.....	69
65	Southern California.....	69
61	UCLA.....	75
63	Arizona St.....	53
80	Arizona.....	85
79	Southern California †.....	83
58	Louisville †.....	78

Nickname: Cardinal
 Colors: Cardinal & White
 Arena: Maples Pavilion
 Capacity: 7,391; Year Built: 1968
 AD: Robert A. Bowsby
 SID: Aimee Dombroski

STATEN ISLAND

Staten Island, NY 10314..... III

Coach: Anthony Petosa, Staten Island 1986

2006-07 RESULTS (15-13)

77	New Jersey City †.....	90
83	Emmanuel (Mass.).....	77
68	FDU-Florham.....	85
66	Montclair St.....	64
73	City Tech.....	49
85	Brooklyn.....	72
77	Farmingdale St.....	81
67	Merchant Marine.....	70
74	Rivier.....	84
84	Nazareth.....	75
80	Medgar Evers.....	78
57	York (N.Y.).....	69
77	Stevens Institute.....	95
68	Hunter.....	69
67	Kean.....	89
64	Baruch.....	77
64	CCNY.....	58
52	Drew.....	57
58	City Tech.....	70
76	Medgar Evers.....	70

70	Lehman	64
99	Brooklyn	84
74	York (N.Y.)	58
79	John Jay	76
88	St. Joseph's (Brkln)	72
62	Lehman †	55
68	Baruch †	59
54	York (N.Y.) †	56

Nickname: Dolphins
 Colors: Blue and Maroon
 Arena: Sports & Recreation Center
 Capacity: 1,200; Year Built: 1995
 AD: Jason S. Fein
 SID: David Pizzuto

STEPHEN F. AUSTIN

Nacogdoches, TX 75962 I

Coach: Danny Kaspar, North Texas 1978

2006-07 RESULTS (15-14)

71	San Diego	62
53	TCU	59
59	Arkansas	70
99	Schreiner	54
56	Missouri	85
85	Texas Col.	52
73	Southern U.	64
70	North Texas	76
80	La.-Lafayette	42
44	Tex.-Pan American	46
86	Northern Ill.	78
89	Howard Payne	63
61	Nicholls St.	55
66	Southeastern La.	49
73	Lamar	72
67	McNeese St.	53
52	Sam Houston St.	55
82	Texas St.	62
65	Texas-Arlington	54
62	A&M-Corpus Christi	70
45	UTSA	48
60	Central Ark	54
57	Northwestern St.	67
51	Sam Houston St.	63
78	Texas St.	75
62	Texas-Arlington	69
65	A&M-Corpus Christi	69
49	UTSA	54
76	Northwestern St. †	85

Nickname: Lumberjacks
 Colors: Purple & White
 Arena: William Johnson Coliseum
 Capacity: 7,200; Year Built: 1974
 AD: Robert Hill
 SID: Brian Ross

STETSON

DeLand, FL 32720 I

Coach: Derek Waugh, Furman 1993

2006-07 RESULTS (11-20)

68	Army †	80
72	N.C. A&T †	69
45	Missouri	66
60	UCF	73
80	Palm Beach Atl.	63
72	South Fla.	77
61	Kennesaw St.	56
61	East Tenn. St.	75
63	Florida St.	82
64	Miami (Fla.)	89
67	Florida	88
58	Savannah St.	46
85	Skidmore	55
63	Mercer	84
68	Lipscomb	79
71	Belmont	73
84	Gardner-Webb	77
62	Campbell	73
63	North Fla.	60
65	Jacksonville	69
66	Mercer	78
58	Belmont	62

69	Lipscomb	67
82	Campbell	104
48	Gardner-Webb	73
88	Savannah St.	74
74	North Fla.	63
62	Jacksonville	57
49	East Tenn. St.	84
67	Kennesaw St.	72
61	East Tenn. St.	77

Nickname: Hatters
 Colors: Green & White
 Arena: Edmunds Center
 Capacity: 5,000; Year Built: 1974
 AD: Jeff Altier
 SID: Brian Petrotta

STEVENS INSTITUTE

Hoboken, NJ 07030-5991 III

Coach: Josh Loeffler, Swarthmore 2003

2006-07 RESULTS (23-7)

59	Arcadia †	54
73	Muhlenberg	66
65	FDU-Florham	77
79	CCNY	65
70	Old Westbury	73
67	New York U.	76
89	Maritime (N.Y.)	61
86	Mt. St. Mary (N.Y.)	55
74	Rensselaer	69
92	Tufts	71
95	Staten Island	77
88	St. Joseph's (L.I.)	78
79	Manhattanville	85
83	Mt. St. Vincent	59
53	Yeshiva	49
95	Hunter	80
108	Centenary (N.J.)	70
85	Merchant Marine	74
85	Farmingdale St.	81
68	Maritime (N.Y.)	55
95	Old Westbury	88
91	Mt. St. Vincent	76
86	St. Joseph's (L.I.)	70
92	Merchant Marine	86
77	Mt. St. Mary (N.Y.)	95
87	Yeshiva	51
80	Old Westbury	83
68	WPI †	57
69	Ramapo	61
74	Amherst	97

Nickname: Ducks
 Colors: Red & Gray
 Arena: Canavan Arena
 Capacity: 1,500; Year Built: 1994
 AD: Russell B. Rogers
 SID: Brian Granata

STILLMAN

Tuscaloosa, AL 35403 II

Coach: Tim Waller, Western Mich. 1979

2006-07 RESULTS (15-13)

60	Montevallo	71
65	Southern-N.O.	63
64	Alabama A&M	65
74	Clark Atlanta	58
64	Morehouse	52
61	Miles	78
74	Tuskegee	72
64	Albany St. (Ga.)	56
54	Fort Valley St.	52
80	LeMoyne-Owen	66
63	Fla. Gulf Coast	88
70	Tuskegee	67
64	LeMoyne-Owen	76
62	Miles	65
75	Morehouse	71
48	Clark Atlanta	41
65	Lane	59
69	Kentucky St.	67
48	Paine	50
50	Benedict	59

50	Albany St. (Ga.)	45
47	Fort Valley St.	62
37	Paine	42
61	Benedict	64
44	Clafin	43
60	Kentucky St.	57
55	Lane	69
58	Albany St. (Ga.) †	64

Nickname: Tigers
 Colors: Navy Blue & Vegas Gold
 Arena: Birthright
 Capacity: 1,000; Year Built: 1954
 AD: Greg Thompson/Curtis Williams
 SID: Wesley Peterson

STONEHILL

Easton, MA 02357 II

Coach: David McLaughlin, Colby 1997

2006-07 RESULTS (16-12)

80	St. Thomas Aquinas	44
78	Southern N.H.	75
72	Mercy †	55
74	Mass.-Lowell	75
70	Franklin Pierce †	78
69	Assumption	56
69	St. Rose	66
72	Bentley	80
77	Bryant	59
72	Merrimack	71
60	Dominican (N.Y.)	42
90	Molloy	78
91	Dowling	79
90	St. Anselm	81
76	St. Michael's	92
68	Merrimack	56
55	Bryant	70
58	American Int'l.	63
72	Franklin Pierce	71
73	Southern Conn. St.	76
72	Pace	99
69	Le Moyne	74
68	Mass.-Lowell	72
51	Bentley	68
71	Southern N.H.	61
83	Assumption	81
81	St. Anselm	70
54	Le Moyne	61

Nickname: Skyhawks
 Colors: Purple & White
 Arena: Merkert Gymnasium
 Capacity: 2,200; Year Built: 1973
 AD: Paula Sullivan
 SID: Jim Seavey

STONY BROOK

Stony Brook, NY 11794 I

Coach: Steve Pikiell, Connecticut 1990

2006-07 RESULTS (9-20)

65	Colgate	59
72	Cornell	76
59	Penn St.	51
76	Navy	87
54	Columbia	41
58	Md.-East. Shore	64
44	Villanova	72
57	Hofstra	73
65	NJIT	61
50	Dartmouth	71
82	Fairleigh Dickinson	58
66	Notre Dame	95
69	Vermont	80
53	UMBC	72
67	Binghamton	55
47	Hartford	50
61	Albany (N.Y.)	66
68	Boston U.	62
56	New Hampshire	69
66	Maine	74
61	Vermont	71
65	Binghamton	66
56	UMBC	39

44	Hartford	59
55	Boston U.	68
67	New Hampshire	49
46	Albany (N.Y.)	66
61	Maine	63
47	Hartford †	49

Nickname: Seawolves
 Colors: Scarlet, Blue & Gray
 Arena: USB Sports Complex
 Capacity: 4,103; Year Built: 1990
 AD: James Fiore
 SID: Rob Emmerich

SUFFOLK

Boston, MA 02114 III

Coach: Adam Nelson, Boston College 1996

2006-07 RESULTS (9-18)

58	Wesleyan (Conn.) †	79
91	Fitchburg St. †	89
60	Brandeis	87
81	MIT	94
63	Mass.-Boston	77
85	Emmanuel (Mass.)	78
61	Westfield St.	86
76	Western Conn. St.	88
74	Rivier	66
55	Western New Eng.	78
64	Southern Vt.	88
70	Emmanuel (Mass.)	96
87	Albertus Magnus	63
97	Johnson & Wales (RI)	91
88	Daniel Webster	89
72	Emerson	77
92	Rivier	90
74	Norwich	76
69	Western New Eng.	87
90	Lesley	93
88	Albertus Magnus	97
99	Johnson & Wales (RI)	94
95	Daniel Webster	58
67	Emerson	86
79	Norwich	87
80	Emerson	75
82	Rivier	94

Nickname: Rams
 Colors: Blue & Gold
 Arena: Regan Gymnasium
 Capacity: 150; Year Built: 1991
 AD: James E. Nelson
 SID: Brenda K. Laymance

SUL ROSS ST.

Alpine, TX 79832 III

Coach: Greg Wright, Texas A&M 1993

2006-07 RESULTS (8-16)

52	St. Mary's (Tex.)	79
67	Tex. Permian Basin	77
70	Ozarks (Ark.)	75
77	LeTourneau	63
70	East Tex. Baptist	62
62	Howard Payne	58
66	Texas-Dallas	81
57	Texas-Tyler	65
68	Lubbock Chrst.	87
39	Mississippi Col.	69
63	Louisiana Col.	57
70	Texas Lutheran	66
79	Schreiner	86
59	Howard Payne	91
62	Concordia (Tex.)	85
52	Mary Hardin-Baylor	64
59	McMurry	90
58	Hardin-Simmons	84
55	McMurry	69
53	Hardin-Simmons	49
55	Mary Hardin-Baylor	77
67	Concordia (Tex.)	99
68	Texas Lutheran	66
67	Schreiner	65

Nickname: Lobos
 Colors: Scarlet & Gray
 Arena: Pete P. Gallego Center
 Capacity: 3,100; Year Built: 2001
 AD: Kay Whitley
 SID: Travis Hendryx

SUSQUEHANNA

Selinsgrove, PA 17870-1025 III

Coach: Frank Marcinek, Penn St. 1981

2006-07 RESULTS (16-10)

105 Adelphi	60
98 King's (Pa.)	97
95 Marywood	57
79 Elizabethtown	84
82 Moravian	73
86 Wilkes	87
70 Misericordia	68
78 Lycoming	54
69 York (Pa.)	84
77 Cortland St. †	60
76 Catholic	78
74 Morrisville St. †	56
79 Scranton	66
63 Juniata	61
63 Widener	78
52 Messiah	55
78 Lebanon Valley	66
90 Albright	77
74 Widener	61
74 Elizabethtown	84
76 Moravian	70
53 Messiah	68
69 Albright	62
67 Juniata	82
74 Lebanon Valley	69
64 Juniata	76

Nickname: Crusaders
 Colors: Orange & Maroon
 Arena: O.W. Houts Gymnasium
 Capacity: 1,800; Year Built: 1976
 AD: Pamela Samuelson
 SID: Jim Miller

SWARTHMORE

Swarthmore, PA 19081-1397 III

Coach: Lee Wimberly, Stanford 1968

2006-07 RESULTS (11-14)

46 Wittenberg †	57
65 Trinity (Conn.)	76
75 Arcadia	66
57 Johns Hopkins	73
33 Lehigh	96
73 Frank. & Marsh.	64
69 Muhlenberg	73
73 Ursinus	77
55 Southwestern (Tex.)	53
41 Trinity (Tex.) †	57
77 Phila. Biblical	66
61 Dickinson	67
66 McDaniel	63
49 Gettysburg	52
73 Frank. & Marsh.	71
51 Haverford	50
67 Ursinus	70
83 Washington (Md.)	78
66 Dickinson	60
59 Johns Hopkins	63
85 McDaniel	75
65 Muhlenberg	78
49 Gettysburg	60
67 Washington (Md.)	57
78 Haverford	84

Nickname: Garnet Tide
 Colors: Garnet, Gray & White
 Arena: Tarble Pavillion
 Capacity: 1,800; Year Built: 1978
 AD: Adam Hertz
 SID: Mark Duzenski

SYRACUSE

Syracuse, NY 13244-5020 I

Coach: Jim Boeheim, Syracuse 1966

2006-07 RESULTS (24-11)

83 St. Francis (N.Y.)	51
78 Penn	60
83 UTEP	69
81 Northeastern	58
79 Charlotte	67
81 Canisius	71
72 Holy Cross	64
61 Wichita St.	64
68 Oklahoma St. †	72
79 Colgate	52
94 Baylor	71
79 Drexel	84
85 Hofstra	60
82 St. Bonaventure	70
66 Pittsburgh	74
70 Marquette	58
68 Rutgers	58
75 Villanova	64
77 Cincinnati	76
60 St. John's (N.Y.)	64
71 Louisville	76
91 Notre Dame	103
75 DePaul	69
60 Connecticut	67
76 St. John's (N.Y.)	74
70 South Fla.	53
73 Connecticut	63
71 Providence	67
72 Georgetown	58
75 Villanova	78
78 Connecticut †	65
83 Notre Dame †	89
79 South Ala.	73
80 San Diego St.	64
70 Clemson	74

Nickname: Orange
 Colors: Orange
 Arena: Carrier Dome
 Capacity: 33,000; Year Built: 1980
 AD: Daryl J. Gross
 SID: Pete Moore

TAMPA

Tampa, FL 33606-1490 II

Coach: Richard Schmidt, Western Ky. 1964

2006-07 RESULTS (15-14)

73 Palm Beach Atl.	69
76 Goldey-Beacom	70
72 West Ga.	75
67 West Fla.	52
76 P.R.-Mayaguez †	65
60 Fla. Memorial †	49
80 Rollins	71
58 West Fla.	61
82 West Virginia St.	90
64 Southeastern (Fla.)	50
67 Fayetteville St.	75
84 Fontbonne	71
58 St. Leo	70
55 Barry	60
52 Florida Tech	63
71 Palm Beach Atl.	63
73 Fla. Southern	81
61 Lynn	62
53 Eckerd	74
80 Nova Southeastern	72
63 Florida Tech	47
68 St. Leo	55
55 Barry	65
67 Rollins	60
68 Fla. Southern	63
60 Lynn	59
54 Eckerd	96
64 Nova Southeastern	73
55 Nova Southeastern †	71

Nickname: Spartans
 Colors: Scarlet, Gold & Black

Arena: Martinez Sports Center
 Capacity: 3,432; Year Built: 1984
 AD: Larry Marfise
 SID: Tom Kolbe

TARLETON ST.

Stephenville, TX 76402 II

Coach: Lonny Reisman, Pittsburg St. 1977

2006-07 RESULTS (18-10)

68 LeTourneau	51
86 Cal St. Chico	63
85 Findlay	82
60 St. Mary's (Tex.)	58
80 Hillsdale Baptist	40
63 East Central	55
69 Cameron	71
70 St. Augustine's	51
107 Tex. Permian Basin	59
69 St. Mary's (Tex.)	73
104 Tex. A&M-Commerce	91
80 Southwestern Okla.	104
68 Southeastern Okla.	58
54 Central Okla.	71
88 Rhema	42
62 West Tex. A&M	69
77 Eastern N.M.	72
59 Midwestern St.	72
81 Angelo St.	78
87 Abilene Christian	67
58 Tex. A&M-Kingsville	55
76 Angelo St.	73
81 Abilene Christian	80
70 Midwestern St.	76
71 Tex. A&M-Kingsville	66
63 West Tex. A&M	69
74 Eastern N.M.	77
67 Central Okla.	92

Nickname: Texans
 Colors: Purple & White
 Arena: Wisdom Gymnasium
 Capacity: 3,212; Year Built: 1970
 AD: Lonny Reisman
 SID: Joey Roberts

TEMPLE

Philadelphia, PA 19122 I

Coach: Fran Dunphy, La Salle 1970

2006-07 RESULTS (12-18)

54 Kent St.	63
62 Buffalo	64
77 Rutgers	54
74 Long Beach St.	49
76 Western Mich.	71
71 Cincinnati †	80
75 Towson	70
80 Ball St.	70
54 Drexel	69
96 Lafayette	73
65 Villanova	83
55 Duke	73
68 Xavier	76
67 St. Joseph's	80
77 Massachusetts	88
85 St. Louis	79
77 Rhode Island	85
74 Penn	76
92 Duquesne	96
80 Richmond	59
89 La Salle	64
109 St. Bonaventure	70
98 Massachusetts	89
72 La Salle	77
72 George Washington	84
76 St. Joseph's	92
81 Charlotte	69
65 Dayton	73
73 Fordham	80
62 St. Joseph's †	66

Nickname: Owls
 Colors: Cherry & White

Arena: Liacouras Center
 Capacity: 10,206; Year Built: 1997
 AD: William Bradshaw
 SID: Larry Dougherty

TENNESSEE

Knoxville, TN 37996 I

Coach: Bruce Pearl, Boston College 1982

2006-07 RESULTS (24-11)

83 Middle Tenn.	52
78 Fordham †	71
87 UNC Wilmington †	75
99 Coppin St.	65
44 Butler †	56
87 North Carolina †	101
77 La.-Lafayette	67
89 Murray St.	64
76 Memphis	58
93 Western Ky.	79
79 Oklahoma St. †	77
111 Texas	105
101 Tennessee Tech	77
93 East Tenn. St.	88
92 Mississippi St.	84
81 Vanderbilt	82
66 Ohio St.	68
80 Auburn	83
64 South Carolina	61
69 Mississippi	83
57 Kentucky	76
82 Georgia	71
78 Florida	94
70 LSU	67
84 Vanderbilt	57
89 Kentucky	85
64 South Carolina	81
69 Alabama	66
83 Arkansas	72
86 Florida	76
71 Georgia	65
67 LSU †	76
121 Long Beach St. †	86
77 Virginia †	74
84 Ohio St. †	85

Nickname: Volunteers
 Colors: Orange & White
 Arena: Thompson-Boling Arena
 Capacity: 24,535; Year Built: 1987
 AD: Michael Hamilton
 SID: Craig Pinkerton

TENNESSEE ST.

Nashville, TN 37209-1561 I

Coach: Cy Alexander, Catawba 1975

2006-07 RESULTS (12-20)

69 Western Ky.	87
54 Kansas	89
60 Prairie View †	49
49 Towson †	47
60 Alabama	78
56 Middle Tenn.	67
75 Southeast Mo. St.	72
59 Eastern Ill.	56
59 Auburn	86
67 Ball St.	60
69 Siena	81
60 Morehead St.	62
83 Murray St.	86
65 Tenn.-Martin	73
59 Samford	41
83 Jacksonville St.	74
85 Fisk	52
78 Southeast Mo. St.	92
61 Eastern Ill.	58
63 Eastern Ky.	62
67 Tennessee Tech	73
64 Jacksonville St.	72
60 Samford	70
53 Austin Peay	62
74 Tenn.-Martin	76
66 Tennessee Tech	86

44	Austin Peay.....	89
60	Murray St.....	60
64	Loyola (Md.).....	62
62	Morehead St.....	46
53	Eastern Ky.....	65
84	Austin Peay.....	89

Nickname: Tigers
 Colors: Royal Blue & White
 Arena: Gentry Center Complex
 Capacity: 10,500; Year Built: 1980
 AD: Teresa Phillips
 SID: Wallace Dooley

TENNESSEE TECH

Cookeville, TN 38505-0001..... I

Coach: Mike Sutton, East Caro. 1978

2006-07 RESULTS (19-13)

110	Bluefield Col.....	69
79	Kansas St.....	101
77	Mississippi.....	86
78	Milwaukee.....	68
86	Bradley.....	84
70	Austin Peay.....	77
69	Eastern Ill.....	74
91	Southeast Mo. St.....	76
66	Northwestern †.....	65
62	Vanderbilt †.....	75
66	UCF †.....	73
77	Tennessee.....	101
65	Samford.....	68
75	Eastern Ky.....	53
71	Morehead St.....	82
75	Jacksonville St.....	71
73	Samford.....	59
76	Eastern Ill.....	64
87	Southeast Mo. St.....	80
63	Murray St.....	52
73	Tennessee St.....	67
65	Morehead St.....	52
82	Tenn.-Martin.....	74
90	Eastern Ky.....	92
71	Jacksonville St.....	72
86	Tennessee St.....	66
65	Tenn.-Martin.....	61
85	Northwestern St.....	84
73	Austin Peay.....	72
56	Murray St.....	60
88	Southeast Mo. St.....	60
54	Eastern Ky. †.....	57

Nickname: Golden Eagles
 Colors: Purple & Gold
 Arena: Eblen Center
 Capacity: 10,150; Year Built: 1977
 AD: Mark Wilson
 SID: Robert Schabert

TENN.-MARTIN

Martin, TN 38238-5021..... I

Coach: Bret Campbell, Valdosta St. 1983

2006-07 RESULTS (8-23)

64	High Point †.....	61
49	Cincinnati.....	67
81	Howard †.....	86
67	Southern Miss.....	77
63	Arkansas St.....	68
56	Ark.-Little Rock.....	58
57	Evansville.....	75
79	Southeast Mo. St.....	81
70	Freed-Hardeman.....	58
70	Jacksonville St.....	69
53	St. Louis.....	77
55	Morehead St.....	56
69	Eastern Ky.....	82
53	Hawaii.....	66
61	Austin Peay.....	74
41	Samford.....	55
73	Tennessee St.....	65
67	Eastern Ill.....	43
48	Morehead St.....	70
60	Austin Peay.....	75

65	Murray St.....	78
66	Samford.....	71
83	Jacksonville St.....	60
57	Eastern Ky.....	94
74	Tennessee Tech.....	82
69	Southeast Mo. St.....	73
76	Tennessee St.....	74
59	Eastern Ill.....	74
61	Tennessee Tech.....	65
59	St. Peter's.....	58
52	Murray St.....	74

Nickname: Skyhawks
 Colors: Blue and Orange
 Arena: Skyhawk Arena
 Capacity: 6,700; Year Built: 1978
 AD: Phil Dane
 SID: Joe Lofaro

TEXAS

Austin, TX 78712..... I

Coach: Rick Barnes, Lenoir-Rhyne 1977

2006-07 RESULTS (25-10)

103	Alcorn St.....	44
92	Chicago St.....	66
61	Michigan St. †.....	63
77	St. John's (N.Y.) †.....	76
91	Nicholls St.....	60
90	Texas Southern.....	50
77	Gonzaga †.....	87
76	LSU †.....	75
96	Texas St.....	70
80	Arkansas.....	76
105	Tennessee.....	111
76	Centenary (La.).....	66
84	Texas-Arlington.....	52
102	Colorado.....	78
88	Missouri.....	68
80	Oklahoma.....	69
103	Oklahoma St.....	105
69	Villanova.....	76
62	Nebraska.....	61
84	Baylor.....	79
76	Texas Tech.....	64
72	Kansas St.....	73
82	Texas A&M.....	100
77	Iowa St.....	68
83	Oklahoma St.....	54
68	Baylor.....	67
80	Texas Tech.....	51
68	Oklahoma.....	58
98	Texas A&M.....	96
86	Kansas.....	90
74	Baylor †.....	69
69	Oklahoma St. †.....	64
84	Kansas †.....	88
79	New Mexico St. †.....	67
68	Southern California †.....	87

Nickname: Longhorns
 Colors: Burnt Orange & White
 Arena: Frank Erwin Center
 Capacity: 16,755; Year Built: 1977
 AD: DeLoss Dodds
 SID: Scott McConnell

TEXAS A&M

College Station, TX 77843-1228... I

Coach: Billy Gillispie, Texas St. 1983

2006-07 RESULTS (27-7)

81	Prairie View.....	49
94	Lamar.....	60
75	Louisiana Tech.....	59
69	St. Louis.....	33
74	Idaho St.....	44
75	Ark.-Little Rock.....	35
74	Pacific.....	62
52	LSU.....	64
62	UCLA †.....	65
84	Fordham.....	61
97	Jacksonville.....	58
87	Auburn.....	58
101	Grambling.....	27

71	Winthrop.....	51
69	Kansas St.....	65
61	Baylor.....	51
87	Colorado.....	69
67	Oklahoma St.....	49
68	Texas Tech.....	70
70	Oklahoma.....	61
73	Iowa St.....	49
69	Kansas.....	66
100	Texas.....	82
66	Nebraska.....	55
75	Texas Tech.....	77
56	Oklahoma.....	49
66	Oklahoma St.....	46
97	Baylor.....	87
96	Texas.....	98
94	Missouri.....	78
56	Oklahoma St. †.....	57
68	Penn †.....	52
72	Louisville †.....	69
64	Memphis †.....	65

Nickname: Aggies
 Colors: Maroon & White
 Arena: Reed Arena
 Capacity: 12,500; Year Built: 1998
 AD: Bill Byrne
 SID: Colin Killian

TEX. A&M-COMMERCE

Commerce, TX 75428..... II

Coach: Sam Walker, Sam Houston St. 1991

2006-07 RESULTS (14-14)

85	Paul Quinn.....	60
72	Findlay †.....	89
89	Cal St. Chico †.....	66
92	Texas Col.....	67
89	Paul Quinn †.....	65
63	St. Mary's (Tex.).....	67
81	Angelo St.....	75
84	Abilene Christian.....	88
64	West Tex. A&M.....	65
77	Eastern N.M.....	68
80	Colorado Mines.....	84
76	Metro St.....	92
91	Tarleton St.....	104
84	Midwestern St.....	101
78	Tex. A&M-Kingsville.....	63
63	Northeastern St.....	59
71	East Central.....	74
71	Southeastern Okla.....	90
64	Central Okla.....	63
102	Cameron.....	83
102	Southwestern Okla.....	110
106	Central Okla.....	111
76	Northeastern St.....	67
78	East Central.....	64
82	Southeastern Okla.....	86
92	Cameron.....	81
102	Southwestern Okla.....	93
80	West Tex. A&M.....	82

Nickname: Lions
 Colors: Blue & Gold
 Arena: A&M-C Field House
 Capacity: 5,000; Year Built: 1950
 AD: James Johnson
 SID: Danny Kambel

A&M-CORPUS CHRISTI

Corpus Christi, TX 78412..... I

Coach: Ronnie Arrow, Texas St. 1969

2006-07 RESULTS (26-7)

90	Texas Col.....	53
71	Monmouth.....	54
82	Detroit.....	73
73	Oklahoma St.....	95
72	Mississippi St.....	96
87	Huston-Tillotson.....	59
57	UNLV.....	67
69	South Fla. †.....	63
98	Norfolk St. †.....	82

61	Purdue.....	79
75	Howard.....	57
71	Brown.....	57
81	Kent St.....	73
74	McNeese St.....	62
69	Northwestern St.....	57
85	Central Ark.....	73
90	Texas St.....	42
89	Texas-Arlington.....	63
78	UTSA.....	63
70	Stephen F. Austin.....	62
79	Sam Houston St.....	84
107	Nicholls St.....	91
80	Southeastern La.....	74
99	Texas St.....	89
91	Texas-Arlington.....	72
77	Lamar.....	78
75	UTSA.....	59
69	Stephen F. Austin.....	65
85	Sam Houston St.....	68
80	Southeastern La. †.....	72
87	McNeese St. †.....	66
81	Northwestern St. †.....	78
63	Wisconsin †.....	76

Nickname: Islanders
 Colors: Blue, Green & White
 Arena: American Bank Center
 Capacity: 9,000; Year Built: 2004
 AD: Brian Teter
 SID: Craig Merriman

TEX. A&M-KINGSVILLE

Kingsville, TX 78363..... II

Coach: Pete Peterson, Southwestern (Kan.) 1979

2006-07 RESULTS (19-9)

72	St. Mary's (Tex.).....	59
97	Texas Col.....	70
67	Incarate Word.....	63
78	St. Mary's (Tex.).....	65
55	Northeastern St.....	43
72	Central Okla.....	62
76	East Central.....	73
62	Southeastern Okla.....	80
83	Incarate Word.....	73
103	Huston-Tillotson.....	62
88	Paul Quinn.....	65
88	Southwestern Okla.....	77
87	Cameron.....	70
93	Dixie St.....	72
63	Tex. A&M-Commerce.....	78
73	Midwestern St.....	76
57	Angelo St.....	81
85	Abilene Christian.....	74
63	West Tex. A&M.....	65
85	Eastern N.M.....	84
55	Tarleton St.....	58
67	West Tex. A&M.....	76
78	Eastern N.M.....	76
66	Tarleton St.....	71
82	Midwestern St.....	79
85	Angelo St.....	61
92	Abilene Christian.....	87
72	Southeastern Okla.....	88

Nickname: Javelinas
 Colors: Blue & Gold
 Arena: Steinke PE Center
 Capacity: 4,000; Year Built: 1970
 AD: Jill Willson
 SID: Sean Johnson

TEXAS-ARLINGTON

Arlington, TX 76019..... I

Coach: Scott Cross, Texas-Arlington 1998

2006-07 RESULTS (13-17)

87	Texas-Tyler.....	59
83	North Texas.....	81
89	TCU.....	97
76	Tex.-Pan American.....	69
73	Tex.-Pan American.....	74

61	Illinois St.	86
57	Western Ill.	74
60	Oklahoma	89
78	UC Riverside	77
81	Texas Southern	95
76	Texas-Dallas	78
52	Texas	84
66	Central Ark.	60
65	Northwestern St.	78
81	Nicholls St.	83
69	Southeastern La.	73
63	A&M-Corpus Christi	89
64	UTSA	72
78	Sam Houston St.	65
54	Stephen F. Austin	65
105	Austin	63
110	Texas St.	103
76	Lamar	74
52	McNeese St.	46
81	UTSA	52
72	A&M-Corpus Christi	91
78	Sam Houston St.	92
69	Stephen F. Austin	62
93	Texas St.	84
76	McNeese St. †	77

Nickname: Mavericks
 Colors: Royal Blue & White
 Arena: Texas Hall
 Capacity: 4,200; Year Built: 1965
 AD: Peter D. Carlon
 SID: Bill Pettit

TCU

Fort Worth, TX 76129-0001..... I

Coach: Neil Dougherty, Cameron 1984

2006-07 RESULTS (13-17)

72	Centenary (La.)	66
59	Stephen F. Austin	53
97	Texas-Arlington	89
53	St. Mary's (Cal.)	74
64	Grambling	46
60	Texas Tech	70
35	Oklahoma	63
62	UTSA	46
53	Tulane	51
73	Ark.-Pine Bluff	57
62	SMU	64
63	UTSA	51
64	New Mexico	52
71	Utah	68
65	BYU	89
54	Colorado St.	66
66	UNLV	75
39	Air Force	72
56	Wyoming	71
71	San Diego St.	76
65	Utah	70
67	UNLV	82
72	BYU	85
66	Colorado St.	82
58	New Mexico	74
71	Air Force	66
77	Wyoming	58
51	San Diego St.	56
62	New Mexico †	54
64	BYU †	77

Nickname: Horned Frogs
 Colors: Purple & White
 Arena: Daniel-Meyer Coliseum
 Capacity: 7,201; Year Built: 1961
 AD: Danny Morrison
 SID: Drew Harris

TEXAS-DALLAS

Richardson, TX 75083-0688..... III

Coach: Terry Butterfield, Eckerd 1979

2006-07 RESULTS (18-8)

90	Dallas †	56
83	Austin	64
81	S'western Aly God	70
103	Schreiner	95

82	Texas Lutheran	66
78	Mary Hardin-Baylor	70
118	Concordia (Tex.)	112
61	Austin	52
81	Sul Ross St.	66
85	Howard Payne	71
78	Texas-Arlington	76
56	Hardin-Simmons	75
57	McMurry	81
54	Mississippi Col.	66
42	Louisiana Col.	64
77	East Tex. Baptist	81
54	LeTourneau	40
77	Texas-Tyler	52
78	Ozarks (Ark.)	64
76	Ozarks (Ark.)	56
60	Texas-Tyler	47
85	East Tex. Baptist	76
54	LeTourneau	58
67	Mississippi Col.	70
72	Louisiana Col.	57
70	McMurry †	71

Nickname: Comets
 Colors: Forest Green & Orange
 Arena: UTD Activity Center
 Capacity: 2,500; Year Built: 1998
 AD: Chris C. Gage
 SID: Bruce Unrue

UTEP

El Paso, TX 79968..... I

Coach: Tony Barbee, Massachusetts 1993

2006-07 RESULTS (14-17)

69	Penn †	66
54	St. Francis (N.Y.) †	52
69	Syracuse	83
80	UC Davis	76
77	Texas Tech	94
82	Chicago St.	86
87	New Mexico	63
69	New Mexico St.	71
79	Ark.-Pine Bluff	51
62	New Mexico St.	68
108	Texas St.	60
97	Jackson St.	100
92	Toledo	71
95	UC Riverside	55
76	UAB	63
88	Marshall	64
79	Tulsa	86
68	Southern Miss.	50
72	SMU	67
67	Rice	73
64	UCF	67
78	Southern Miss.	87
79	Houston	71
67	Tulane	92
64	UAB	73
51	Tulsa	66
85	SMU	56
78	East Caro.	79
67	Memphis	78
67	Houston	74
74	Rice †	77

Nickname: Miners
 Colors: Dark Blue, Orange & Silver
 Arena: Don Haskins Center
 Capacity: 11,500; Year Built: 1977
 AD: Bob Stull
 SID: Jeff Darby

TEXAS LUTHERAN

Seguin, TX 78155-5999 III

Coach: Tom Oswald, UTSA 1996

2006-07 RESULTS (4-20)

57	Trinity (Tex.)	65
72	Southwestern (Tex.)	75
55	Texas-Tyler	48
66	Texas-Dallas	82
49	Tex. A&M Int'l	67

58	Ozarks (Ark.)	67
71	Schreiner	65
68	Louisiana Col.	80
53	Mississippi Col.	77
63	LeTourneau	69
66	East Tex. Baptist	50
70	Schreiner	67
66	Sul Ross St.	70
85	Howard Payne	100
64	McMurry	69
60	Hardin-Simmons	66
68	Mary Hardin-Baylor	75
70	Concordia (Tex.)	82
51	Mary Hardin-Baylor	71
79	Concordia (Tex.)	93
58	McMurry	77
66	Hardin-Simmons	70
66	Sul Ross St.	68
72	Howard Payne	87

Nickname: Bulldogs
 Colors: Black & Gold
 Arena: Memorial Gym
 Capacity: 1,500; Year Built: 1952
 AD: Bill Miller
 SID: Tim Clark

TEX.-PAN AMERICAN

Edinburg, TX 78541..... I

Coach: Tom Schuberth, Mississippi St. 1982

2006-07 RESULTS (14-15)

76	Incarate Word	55
64	UTSA †	54
102	Huston-Tillotson	49
77	Texas St.	64
69	Texas-Arlington	76
74	Texas-Arlington	73
46	Iowa	62
63	La Salle †	64
58	Air Force	70
74	Texas St.	84
46	Stephen F. Austin	44
69	UTSA	64
70	James Madison †	57
62	UCF	88
71	SMU	84
64	Tulsa	72
91	Tex. Permian Basin	51
85	Texas A&M Int'l	57
58	North Dakota St.	88
67	South Dakota St.	82
77	IPFW	61
72	NJIT	60
76	Utah Valley St.	81
63	South Dakota St.	50
63	North Dakota St.	74
56	Northwestern	67
64	IPFW	82
70	NJIT	58
57	Utah Valley St.	66

Nickname: Broncs
 Colors: Forest Green, Orange & White
 Arena: UTPA Fieldhouse
 Capacity: 4,000; Year Built: 1969
 AD: Scott Street
 SID: Joe Monaco

UTSA

San Antonio, TX 78249-0691 I

Coach: Brooks Thompson, Oklahoma St. 2001

2006-07 RESULTS (7-22)

50	Tex. A&M Int'l	46
54	Tex.-Pan American †	64
44	Washington St.	67
48	Gonzaga	92
63	Cal St. Fullerton	67
64	San Diego	49
55	Henderson St.	36
67	Cal St. Fullerton	76
46	TCU	62

64	Texas Wesleyan	60
64	Tex.-Pan American	69
51	TCU	63
47	Oklahoma St.	84
59	Lamar	71
49	Central Ark.	59
62	Northwestern St.	82
63	Texas St.	67
72	Texas-Arlington	64
63	A&M-Corpus Christi	78
64	Sam Houston St.	76
48	Stephen F. Austin	45
57	Southeastern La.	64
54	Nicholls St.	65
52	Texas-Arlington	81
65	Texas St.	77
57	McNeese St.	63
59	A&M-Corpus Christi	75
61	Sam Houston St.	73
54	Stephen F. Austin	49

Nickname: Roadrunners
 Colors: Orange, Navy Blue & White
 Arena: Convocation Center
 Capacity: 4,500; Year Built: 1971
 AD: Lynn Hickey
 SID: Kyle Stephens

TEXAS SOUTHERN

Houston, TX 77004..... I

Coach: Ronnie Courtney, McMurry 1981

2006-07 RESULTS (14-17)

64	Lamar	72
65	Oklahoma St.	86
50	Baylor	74
66	Huston-Tillotson	62
44	Alabama	74
50	Texas	90
76	Paul Quinn	68
55	Connecticut	106
95	Texas-Arlington	81
63	Iowa	90
76	Angelo St.	57
65	Southern U.	64
72	Alcorn St.	69
71	Prairie View	67
62	Jackson St.	73
55	Grambling	47
58	Ark.-Pine Bluff	56
54	Mississippi Val.	64
68	Alabama A&M	66
61	Alabama St.	78
65	Prairie View	66
90	Jackson St.	83
76	Grambling	68
83	Ark.-Pine Bluff	80
47	Mississippi Val.	63
73	Alabama A&M	79
67	Alabama St.	72
55	Southern U.	64
67	Alcorn St.	70
74	Alcorn St. †	64
50	Mississippi Val. †	54

Nickname: Tigers
 Colors: Maroon & Gray
 Arena: Health & Physical Education Arena

Capacity: 8,100; Year Built: 1988
 AD: Alois S. Blackwell
 SID: Rodney Bush

TEXAS ST.

San Marcos, TX 78666-4615 I

Coach: Doug Davalos, Houston 1994

2006-07 RESULTS (9-20)

106	Dallas Baptist	93
85	Centenary (La.)	91
64	Tex.-Pan American	77
77	Ark.-Little Rock	83
77	North Texas	95
77	Alcorn St.	71

64	Baylor.....	89
84	Tex.-Pan American.....	74
102	Tex. Permian Basin.....	92
70	Texas.....	96
60	UTEP.....	108
97	Tex. A&M Int'l.....	78
81	Centenary (La.).....	82
85	Northwestern St.....	81
93	Central Ark.....	80
70	Southeastern La.....	78
67	Nicholls St.....	82
42	A&M-Corpus Christi.....	90
67	UTSA.....	63
62	Stephen F. Austin.....	82
74	Sam Houston St.....	88
103	Texas-Arlington.....	110
65	McNeese St.....	67
69	Lamar.....	96
89	A&M-Corpus Christi.....	99
77	UTSA.....	65
75	Stephen F. Austin.....	78
83	Sam Houston St.....	97
84	Texas-Arlington.....	93

Nickname: Bobcats
 Colors: Maroon & Gold
 Arena: Strahan Coliseum
 Capacity: 7,200; Year Built: 1979
 AD: Larry Teis
 SID: Ron Mears

TEXAS TECH

Lubbock, TX 79409-3021..... I

Coach: Bob Knight, Ohio St. 1962

2006-07 RESULTS (21-13)

79	Sam Houston St.....	64
86	Gardner-Webb.....	74
93	Ark.-Little Rock.....	59
85	North Dakota St.....	81
72	Marquette †.....	87
53	Air Force †.....	67
94	UTEP.....	77
70	TCU.....	60
59	Stanford †.....	70
66	Louisiana Tech.....	59
98	Centenary (La.).....	64
71	Arkansas †.....	56
72	Bucknell.....	60
66	UNLV.....	74
70	New Mexico.....	68
68	Oklahoma.....	54
62	Kansas St.....	52
70	Baylor.....	73
69	Kansas.....	64
70	Texas A&M.....	68
58	Missouri.....	71
64	Texas.....	76
61	Oklahoma.....	75
59	Nebraska.....	61
91	Oklahoma St.....	93
77	Texas A&M.....	75
95	Colorado.....	74
51	Texas.....	80
59	Oklahoma St.....	57
85	Baylor.....	74
63	Iowa St.....	61
81	Colorado †.....	71
45	Kansas St. †.....	66
75	Boston College †.....	84

Nickname: Red Raiders
 Colors: Scarlet & Black
 Arena: United Spirit Arena
 Capacity: 15,098; Year Built: 1999
 AD: Gerald L. Myers
 SID: Randy Farley

TEXAS-TYLER

Tyler, TX 75799..... III

Coach: Matt Wallis, Austin

2006-07 RESULTS (6-18)

76	Jarvis Christian.....	83
48	Texas Lutheran.....	55

86	Schreiner.....	75
81	Mary Hardin-Baylor.....	84
112	Concordia (Tex.).....	122
52	New Orleans.....	76
67	Howard Payne.....	78
65	Sul Ross St.....	57
68	Jarvis Christian.....	82
74	McMurry.....	89
70	Hardin-Simmons.....	77
62	Louisiana Col.....	79
45	Mississippi Col.....	66
70	LeTourneau.....	67
66	East Tex. Baptist.....	62
52	Texas-Dallas.....	77
57	Ozarks (Ark.).....	66
87	Dallas.....	78
63	Ozarks (Ark.).....	66
47	Texas-Dallas.....	60
54	LeTourneau.....	57
83	East Tex. Baptist.....	85
68	Louisiana Col.....	47
37	Mississippi Col.....	61

Nickname: Patriots
 Colors: Orange & navy
 Arena: Herrington Patriot Center
 Capacity: 2,500
 AD: Howard Patterson
 SID: To be named

THIEL

Greenville, PA 16125..... III

Coach: Tim Loomis, Lock Haven 1975

2006-07 RESULTS (5-20)

59	Marietta †.....	75
66	Case Reserve.....	62
70	La Roche.....	75
43	Muskingum.....	67
77	Lancaster Bible.....	66
76	Bethany (W.V.).....	78
42	Allegheny.....	49
63	Hiram.....	62
59	Ind.-Southeast †.....	83
71	York (N.Y.) †.....	83
64	Waynesburg.....	60
71	Grove City.....	57
45	Thomas More.....	59
55	St. Vincent.....	72
74	Wash. & Jeff.....	82
56	Penn St.-Beaver.....	68
66	Westminster (Pa.).....	78
72	Bethany (W.V.).....	75
56	Grove City.....	65
61	Waynesburg.....	78
63	St. Vincent.....	77
64	Thomas More.....	71
74	Westminster (Pa.).....	92
51	Wash. & Jeff.....	58
80	Bethany (W.V.).....	94

Nickname: Tomcats
 Colors: Navy Blue & Old Gold
 Arena: Russell-Beeghly Gymnasium
 Capacity: 1,000; Year Built: 1968
 AD: Roseanne Gill-Jacobson
 SID: Kevin Fenstermacher

THOMAS (ME.)

Waterville, ME 04901..... III

Coach: T.J. Maines, Colby 1995

2006-07 RESULTS (5-20)

58	Polytechnic (N.Y.) †.....	55
64	Amherst.....	98
63	Bowdoin.....	84
58	Me.-Farmington.....	76
80	New England Col.....	96
54	Bates.....	76
84	Unity.....	70
79	Me.-Fort Kent.....	85
94	Mitchell †.....	96
56	St. Joseph's (Brkln) †.....	74
66	St. Joseph's (Me.).....	85
73	Becker.....	60

60	Elms.....	78
35	Husson.....	79
73	Johnson St.....	63
54	Castleton.....	70
48	Me.-Farmington.....	80
49	Maine Maritime.....	57
70	Lesley.....	72
41	St. Joseph's (Me.).....	91
53	Husson.....	88
80	Mount Ida.....	74
51	Maine Maritime.....	78
71	Mount Ida.....	90
46	Lasell.....	89

Nickname: Terriers
 Colors: Black & Red
 Arena: P.E. Center
 Capacity: 1,000
 AD: Heidi Bernier
 SID: To be named

THOMAS MORE

Crestview Hills, KY 41017-3495... III

Coach: John Ellenwood, Wooster 2000

2006-07 RESULTS (3-23)

48	Defiance.....	76
59	Anderson (Ind.) †.....	76
68	Mt. St. Joseph.....	74
61	Northern Ky.....	86
57	Wilmington (Ohio).....	77
64	Transylvania.....	100
61	St. Vincent.....	67
72	Transylvania.....	77
56	Centre.....	76
66	Cincinnati-Clermont.....	88
47	Westmont.....	77
50	Johns Hopkins †.....	72
79	Westminster (Pa.).....	89
64	Bethany (W.V.).....	70
59	Thiel.....	45
53	Wash. & Jeff.....	69
48	Grove City.....	49
70	Waynesburg.....	66
47	St. Vincent.....	58
65	Bethany (W.V.).....	74
63	Westminster (Pa.).....	76
67	Wash. & Jeff.....	93
71	Thiel.....	64
77	Waynesburg.....	89
65	Grove City.....	101
49	Wash. & Jeff.....	67

Nickname: Saints
 Colors: Royal Blue, White & Silver
 Arena: Connor Convocation Center
 Capacity: 1,200; Year Built: 1989
 AD: Terry Connor
 SID: J. Ameer Rasheed

TIFFIN

Tiffin, OH 44883-2161..... II

Coach: Rodney Martin, Tiffin 1993

2006-07 RESULTS (5-22)

71	Central St. (Ohio).....	85
53	Southern Ind.....	87
35	Akron.....	97
54	Walsh.....	63
60	Ohio Dominican.....	70
59	Mt. Vernon (D.C.).....	90
51	Northern Ky.....	89
59	Shawnee St.....	76
70	Myers.....	75
60	Ashland.....	76
58	Hillsdale.....	76
61	Findlay.....	100
50	Wilberforce.....	78
78	Cedarville.....	71
71	Urbana.....	80
55	Mt. Vernon (D.C.).....	78
72	Malone.....	63
64	Wilberforce.....	60
48	Central St. (Ohio).....	66
38	Shawnee St.....	53

50	Walsh.....	63
73	Rio Grande.....	86
66	Urbana.....	61
67	Ohio Dominican.....	76
61	Cedarville.....	88
65	Malone.....	84
82	Rio Grande.....	79

Nickname: Dragons
 Colors: Green & Gold
 Arena: Gillmor Student Center
 Capacity: 1,500
 AD: Ian S. Day
 SID: Shane O'Donnell

TOLEDO

Toledo, OH 43606..... I

Coach: Stan Joplin, Toledo 1979

2006-07 RESULTS (19-13)

66	Missouri St.....	79
65	Iowa †.....	78
75	Middle Tenn. †.....	69
60	VCU †.....	59
52	Drexel.....	57
93	Vanderbilt.....	98
58	Kansas †.....	68
77	UNC Wilmington.....	74
73	Detroit.....	63
52	Drake †.....	70
71	UTEP.....	92
78	Oakland.....	88
62	Ball St.....	60
65	Central Mich.....	60
80	Western Mich.....	68
66	Eastern Mich.....	56
76	Northern Ill.....	60
78	Buffalo.....	62
61	Miami (Ohio).....	56
80	Ohio.....	91
64	Bowling Green.....	48
60	Kent St.....	64
68	Akron.....	65
68	Eastern Mich.....	56
70	Old Dominion.....	73
86	Northern Ill.....	83
79	Western Mich.....	75
71	Ball St.....	61
77	Central Mich.....	57
62	Eastern Mich. †.....	54
53	Miami (Ohio) †.....	58
61	Florida St.....	77

Nickname: Rockets
 Colors: Blue & Gold
 Arena: John F. Savage Hall
 Capacity: 9,000; Year Built: 1976
 AD: Michael E. O'Brien
 SID: Steve Easton

TOWSON

Towson, MD 21252-0001..... I

Coach: Pat Kennedy, King's (Pa.) 1975

2006-07 RESULTS (15-17)

78	Hartford.....	64
69	Samford.....	62
61	Kansas.....	87
72	Western Ky.....	95
56	Chattanooga †.....	55
47	Tennessee St. †.....	49
67	Vermont.....	54
73	William & Mary.....	60
70	Temple.....	75
41	Georgetown.....	69
80	Winston-Salem.....	59
80	VCU.....	84
81	Georgia St.....	87
75	Delaware.....	68
44	George Mason.....	73
77	VCU.....	85
70	Loyola (Md.).....	62
74	Hofstra.....	79
75	UNC Wilmington.....	61
85	Delaware.....	63

60	Hofstra	64
69	James Madison	60
74	Northeastern	61
56	Drexel	66
55	Northeastern	65
92	Georgia St.	65
76	James Madison	62
63	Bucknell	73
65	Old Dominion	79
68	Drexel	77
67	UNC Wilmington †	52
55	Old Dominion †	58

Nickname: Tigers
 Colors: Gold, White & Black
 Arena: Towson Center
 Capacity: 5,000; Year Built: 1976
 AD: Michael J. Hermann
 SID: Peter Schlehr

TRANSYLVANIA

Lexington, KY 40508-1797 III

Coach: Brian Lane, Transylvania 1990

2006-07 RESULTS (19-9)

77	Webster	61
85	Maryville (Mo.)	70
59	Wittenberg	66
73	Mt. St. Joseph	75
100	Thomas More	64
91	Anderson (Ind.)	86
86	Manchester	74
77	Thomas More	72
81	Maryville (Tenn.)	70
54	Centre	56
77	Rockford †	33
58	Westminster (Utah) †	57
92	Bluffton	95
82	Rose-Hulman	66
85	Franklin	84
74	Defiance	50
70	Hanover	71
84	Mt. St. Joseph	69
75	Manchester	91
61	Anderson (Ind.)	64
62	Rose-Hulman	58
66	Franklin	76
75	Bluffton	65
64	Hanover	47
61	Defiance	58
78	Bluffton †	66
77	Defiance †	64
66	Wooster	92

Nickname: Pioneers
 Colors: Crimson & White
 Arena: Clive M. Beck Center
 Capacity: 1,200; Year Built: 2002
 AD: Jack Ebel
 SID: Glenn Osborne

TRI-STATE

Angola, IN 46703 III

Coach: Rob Harmon, Ball St. 1991

2006-07 RESULTS (16-10)

73	Marygrove	60
78	Taylor (Ind.)	73
62	Manchester	67
77	Davenport	68
71	Berea †	68
55	Marian (Ind.)	65
60	Rose-Hulman	53
50	Wis.-Oshkosh †	80
70	Concordia (Neb.) †	72
70	Clarke	60
64	Calvin	80
74	Albion	66
73	Olivet	68
69	Kalamazoo	68
89	Alma	81
75	Adrian	59
57	Hope	101
68	Calvin	58
59	Albion	69

63	Olivet	62
75	Kalamazoo	53
62	Alma	76
70	Adrian	62
59	Hope	78
60	Kalamazoo	47
66	Calvin †	82

Nickname: Thunder
 Colors: Royal blue & white
 Arena: Hershey Hall
 Capacity: 4,500; Year Built: 1970
 AD: David Anspaugh
 SID: Melissa Cope

TRINITY (CONN.)

Hartford, CT 06106 III

Coach: Stan Ogrodnik, Providence 1963

2006-07 RESULTS (21-5)

78	Haverford	50
76	Swarthmore	65
72	Eastern Conn. St.	55
71	Babson	68
66	Western Conn. St.	50
104	Curry	87
82	Lasell	63
72	Springfield	76
93	Villa Julie	74
84	Ursinus	80
100	Framingham St.	61
77	Westfield St.	64
68	Bates	63
85	Tufts	102
65	Williams	62
82	Middlebury	67
106	Fisher	58
69	Bowdoin	75
77	Colby	68
95	Wesleyan (Conn.)	57
62	Connecticut Col.	47
72	Clark (Mass.)	70
62	Amherst	59
77	Bowdoin	67
89	Williams †	91
70	Brandeis †	77

Nickname: Bantams
 Colors: Blue & Gold
 Arena: Oosting Gym
 Capacity: 2,000; Year Built: 1963
 AD: Richard J. Hazelton
 SID: David Kingsley

TRINITY (TEX.)

San Antonio, TX 78212-7200 III

Coach: Pat Cunningham, Kalamazoo 1974

2006-07 RESULTS (16-12)

65	Texas Lutheran	57
77	Schreiner	68
49	Mary Hardin-Baylor	63
57	Chicago	60
66	FDU-Florham	71
65	Rhodes	67
57	Millsaps	53
62	McMurry	75
67	Hardin-Simmons	60
82	Pitt.-Greensburg †	71
57	Swarthmore †	41
54	Amherst	66
45	Hendrix	63
64	Austin	45
62	Southwestern (Tex.)	53
51	DePauw	66
52	Centre	61
92	Sewanee	78
75	Oglethorpe	81
83	Rhodes	79
54	Millsaps	53
67	Southwestern (Tex.)	63
68	Dallas	65
54	Hendrix	70

64	Austin	48
50	Oglethorpe †	49
77	DePauw †	72
57	Centre †	72

Nickname: Tigers
 Colors: Maroon & White
 Arena: Earl C. Sams Gymnasium
 Capacity: 1,850; Year Built: 1992
 AD: Robert C. King
 SID: Justin Parker

TROY

Troy, AL 36082 I

Coach: Don Maestri, Southern Miss. 1969

2006-07 RESULTS (13-17)

68	Auburn	71
87	Loyola (La.)	52
84	Rhode Island †	78
61	Weber St. †	66
80	Drake †	75
86	Southeastern La.	84
56	Alabama St.	63
69	Bowling Green	71
90	Curry	102
84	Northern Ill. †	81
87	Fla. Atlantic	91
64	Florida Int'l	67
55	Georgia Tech	85
82	Ark.-Little Rock	70
78	Western Ky.	82
71	Middle Tenn.	57
64	South Ala.	75
87	Arkansas St.	79
85	New Orleans	86
62	La.-Lafayette	69
66	Denver	63
78	La.-Monroe	91
57	North Texas	98
92	Fla. Atlantic	87
56	Florida Int'l	51
71	Ark.-Little Rock	79
74	Western Ky.	75
73	Middle Tenn.	70
92	South Ala.	88
64	Middle Tenn.	72

Nickname: Trojans
 Colors: Cardinal, Silver & Black
 Arena: Trojan Arena
 Capacity: 4,000; Year Built: 1964
 AD: Steve Dennis
 SID: Jim Stephan

TRUMAN

Kirkville, MO 63501-4221 II

Coach: Jack Schrader, Arizona St. 1975

2006-07 RESULTS (16-13)

73	Cent. Christian (Mo)	26
67	Armstrong Atlantic †	70
76	Mo.-Rolla †	62
76	Quincy	82
87	Culver-Stockton	76
75	Hannibal-La Grange	69
60	Vennard	28
70	Mo. Southern St.	53
75	Robert Morris-S'fiel	67
78	Quincy	88
63	Pittsburg St.	68
70	Fort Hays St.	59
74	Mo. Western St.	60
60	Emporia St.	63
60	Washburn	45
52	Northwest Mo. St.	70
81	Southwest Baptist	68
64	Central Mo.	77
76	Mo. Southern St.	68
47	Central Mo.	66
60	Southwest Baptist	53
50	Northwest Mo. St.	64
58	Washburn	68
64	Mo. Western St.	68

64	Fort Hays St.	59
88	Emporia St.	78
65	Pittsburg St.	68
88	Emporia St. †	75
68	Central Mo. †	72

Nickname: Bulldogs
 Colors: Purple & White
 Arena: Pershing
 Capacity: 3,000; Year Built: 1959
 AD: Jerry Wollmering
 SID: Kevin White

TUFTS

Medford, MA 02155 III

Coach: Robert Sheldon, St. Lawrence 1977

2006-07 RESULTS (15-10)

85	Lasell	80
84	Rhode Island Col.	95
70	Western New Eng.	62
89	Brandeis	99
77	Springfield	61
88	MIT	81
118	Keene St.	109
87	Clark (Mass.)	79
87	Plymouth St.	77
57	Wm. Paterson	79
71	Stevens Institute	92
92	Amherst	96
102	Trinity (Conn.)	85
82	Mass.-Dartmouth	79
44	Bates	72
89	Wheaton (Mass.)	74
63	Connecticut Col.	56
94	Wesleyan (Conn.)	69
76	Babson	84
91	Middlebury	102
82	Williams	65
94	Bowdoin	84
84	Colby	89
93	Mass.-Boston	76
72	Williams	84

Nickname: Jumbos
 Colors: Brown & Blue
 Arena: Cousins Gym
 Capacity: 1,000; Year Built: 1932
 AD: Bill Gehling
 SID: Paul Sweeney

TULANE

New Orleans, LA 70118-0000 I

Coach: Dave Dickerson, Maryland 1989

2006-07 RESULTS (17-13)

37	Butler	77
78	New Orleans	64
75	Charleston So.	69
66	Loyola (La.)	53
47	Indiana St.	59
80	Huston-Tillotson	54
67	LSU	74
80	Buffalo	63
51	TCU	53
70	Ark.-Pine Bluff	68
75	Richmond	63
77	New Orleans	84
70	Rice	75
60	UAB	67
65	East Caro.	56
73	Marshall	79
53	SMU	55
75	Rice	55
78	Tulsa	79
79	Southern Miss.	64
92	UTEP	67
51	Memphis	95
86	UCF	80
73	Marshall	65
70	Houston	78
77	Southern Miss.	72
88	East Caro.	72
76	UAB	74

58 Tulsa †.....56
 49 Memphis.....71
 Nickname: Green Wave
 Colors: Olive Green & Sky Blue
 Arena: Avron B. Fogelman Arena
 Capacity: 3,600; Year Built: 1933
 AD: Rick Dickson
 SID: Roger Dunaway

TULSA

Tulsa, OK 74104-3189..... I

Coach: Doug Wojcik, Navy 1987

2006-07 RESULTS (20-11)

88 St. Gregory's	64
66 Ark.-Little Rock	60
63 North Texas	65
91 Cal St. Northridge	70
75 Oral Roberts	57
78 Lamar	64
79 Jackson St.	54
88 Southern Ark.	56
83 Prairie View	54
48 Oklahoma †	58
66 Eastern Mich.	48
59 Arkansas	68
72 Tex.-Pan American	64
67 East Caro.	49
86 UTEP	79
53 Marshall	65
67 Houston	69
59 Memphis	72
70 SMU	66
79 Tulane	78
53 UCF	63
63 Marshall	60
65 Southern Miss.	70
52 Memphis	69
66 UTEP	51
57 UAB	62
66 UCF	64
67 SMU	60
73 Rice	65
65 East Caro. †	50
56 Tulane †	58

Nickname: Golden Hurricane
 Colors: Old Gold, Royal Blue & Crimson
 Arena: Donald W. Reynolds Center
 Capacity: 8,355; Year Built: 1998
 AD: Lawrence R. Cunningham
 SID: Don Tomkalski

TUSCULUM

Greeneville, TN 37743..... II

Coach: Jim Boone, West Virginia St. 1981

2006-07 RESULTS (13-15)

88 Brevard	64
78 Bluefield Col.	61
80 Concord	67
65 Ouachita Baptist †	63
70 Queens (N.C.)	82
81 Glenville St.	68
66 UNC Asheville	84
61 Concord	68
65 S.C.-Aiken	61
57 King (Tenn.)	55
59 Presbyterian	61
62 Lenoir-Rhyne	72
63 Lincoln Memorial	67
50 Catawba	53
67 Brevard	68
81 Carson-Newman	73
76 Newberry	84
72 Wingate	82
64 Mars Hill	67
66 Lenoir-Rhyne	78
61 Lincoln Memorial	58
46 Catawba	60
58 Wingate	65
86 Carson-Newman	74
64 Newberry	42

50 Presbyterian.....53
 79 Mars Hill.....48
 56 Wingate.....66
 Nickname: Pioneers
 Colors: Black & Orange
 Arena: Pioneer Arena
 Capacity: 2,000; Year Built: 1998
 AD: To be named
 SID: Dom Donnelly

TUSKEGEE

Tuskegee, AL 36088..... II

Coach: Leon Douglas, Alabama 1976

2006-07 RESULTS (6-22)

69 Montevallo	103
77 Alabama St.	80
65 Clark Atlanta	56
57 Alabama A&M	59
72 Fla. Gulf Coast	91
74 Southern-N.O.	78
72 Stillman	74
57 Fort Valley St.	59
71 Albany St. (Ga.)	96
64 Miles	78
65 LeMoyné-Owen	78
67 Stillman	70
72 Miles	71
64 LeMoyné-Owen	71
66 Clark Atlanta	53
67 Morehouse	78
51 Kentucky St.	70
79 Lane	76
70 Benedict	72
67 Paine	81
61 Fort Valley St.	60
64 Albany St. (Ga.)	85
72 Benedict	76
53 Paine	79
66 Morehouse	70
67 Lane	80
79 Kentucky St.	72
85 Kentucky St. †	101

Nickname: Golden Tigers
 Colors: Crimson & Old Gold
 Arena: James Center Arena
 Capacity: 5,000; Year Built: 1987
 AD: Emmett L. Taylor
 SID: Arnold Houston

UCLA

Los Angeles, CA 90095-1405..... I

Coach: Ben Howland, Weber St. 1979

2006-07 RESULTS (30-6)

82 BYU	69
88 Chaminade †	63
73 Kentucky †	68
88 Georgia Tech †	73
88 Long Beach St.	58
61 UC Riverside	38
78 Cal St. Fullerton	54
65 Texas A&M †	62
74 Oakland	53
75 Sam Houston St.	61
92 Michigan	55
55 Washington St.	52
96 Washington	74
71 Oregon St.	56
66 Oregon	68
65 Southern California	64
60 Arizona St.	50
73 Arizona	69
62 California	46
68 Stanford	75
69 Oregon	57
82 Oregon St.	35
70 Southern California	65
65 West Virginia	70
67 Arizona St.	61
81 Arizona	66
85 California	75
75 Stanford	61

53 Washington St.....45
 51 Washington.....61
 69 California †.....76
 70 Weber St. †.....42
 54 Indiana †.....49
 64 Pittsburgh †.....55
 68 Kansas †.....55
 66 Florida †.....76

Nickname: Bruins
 Colors: Blue & Gold
 Arena: Pauley Pavilion
 Capacity: 12,819; Year Built: 1965
 AD: Daniel G. Guerrero
 SID: Marc Dellins

UNION (N.Y.)

Schenectady, NY 12308..... III

Coach: Bob Montana, Brockport St. 1972

2006-07 RESULTS (11-14)

90 City Tech	65
56 Lasell	77
70 Middlebury	76
63 Williams	73
76 Lehman	62
64 Wagner	105
49 Gettysburg †	64
54 Randolph-Macon	84
82 Mt. St. Vincent	74
66 Bates	81
67 Skidmore	60
79 Rensselaer	76
90 Vassar	85
59 Hamilton	79
85 Hobart	72
75 Clarkson	71
49 St. Lawrence	76
94 Skidmore	54
86 Hobart	68
58 Hamilton	63
54 Vassar	58
68 Rensselaer	74
73 St. Lawrence	86
74 Clarkson	69
62 Hamilton	74

Nickname: Dutchmen
 Colors: Garnet
 Arena: Viniar Sports Center
 Capacity: 1,500; Year Built: 2004
 AD: James McLaughlin
 SID: Eric McDowell

UPPER IOWA

Fayette, IA 52142..... II

Coach: Brian Dolan, William Jewell 1998

2006-07 RESULTS (3-25)

41 Northwest Mo. St.	86
67 Lincoln (Mo.) †	68
40 Grand Valley St.	74
83 Oakland City	84
47 Minn. St. Mankato	65
67 Mary	59
71 Northern St.	77
60 St. Cloud St.	77
62 Winona St.	80
51 South Dakota †	62
59 Augustana (S.D.)	81
74 Oakland City	70
60 Southwest Minn. St.	88
62 Wayne St. (Neb.)	75
52 Minn. St. Moorhead	74
44 Concordia-St. Paul	77
75 Minn.-Crookston	61
51 Bemidji St.	53
76 Mary	82
59 Northern St.	82
70 Winona St.	81
72 Wayne St. (Neb.)	84
44 Southwest Minn. St.	70
63 Concordia-St. Paul	77

59 Minn. St. Moorhead.....72
 59 Bemidji St.....60
 62 Minn.-Crookston.....73
 63 Winona St.....94

Nickname: Peacocks
 Colors: Peacock Blue & White
 Arena: Dorman Memorial Gym
 Capacity: 2,000; Year Built: 1963
 AD: Gil Cloud
 SID: Howie Thompson

URSINUS

Collegeville, PA 19426-1000..... III

Coach: Kevin Small, St. Joseph's 1991

2006-07 RESULTS (16-10)

60 Lebanon Valley	51
77 Washington (Md.)	69
75 McDaniel	76
65 Gettysburg	60
53 Drew	50
77 Swarthmore	73
52 Wilkes †	72
50 King's (Pa.)	76
73 St. John's (Minn.) †	49
65 Lawrence †	70
80 Trinity (Conn.)	84
64 Frank. & Marsh.	52
80 Dickinson	71
50 Johns Hopkins	66
89 Muhlenberg	49
70 Swarthmore	67
70 Haverford	53
75 Frank. & Marsh.	69
82 McDaniel	68
75 Washington (Md.)	59
100 Dickinson	80
85 Gettysburg	73
68 Johns Hopkins	74
74 Haverford	75
68 Muhlenberg	76
69 Haverford †	70

Nickname: Bears
 Colors: Red, Old Gold & Black
 Arena: D.L. Helfferich Hall
 Capacity: 2,500; Year Built: 1972
 AD: Brian Thomas
 SID: Jill Yamma

UTAH

Salt Lake City, UT 84112-9008..... I

Coach: Ray Giacoletti, Minot St. 1985

2006-07 RESULTS (11-19)

73 Southern Utah	76
72 Santa Clara	83
59 Colorado	60
80 Rice	64
67 Weber St.	55
69 Washington St.	55
57 Utah St.	60
84 Rhode Island	85
77 Cal Poly	58
61 UCF †	67
94 Virginia †	70
44 Northwestern †	77
58 Albany (N.Y.)	59
94 UNLV	97
68 TCU	71
57 Colorado St.	73
82 New Mexico	86
85 Air Force	79
62 Wyoming	60
53 San Diego St.	63
66 BYU	76
70 TCU	65
82 Colorado St.	77
43 Air Force	69
57 UNLV	70
78 Wyoming	86
93 New Mexico	91
74 San Diego St.	68
62 BYU	85

54 UNLV80
 Nickname: Utes
 Colors: Crimson & White
 Arena: Jon M. Huntsman Center
 Capacity: 15,000; Year Built: 1969
 AD: Christopher Hill
 SID: Mike Lageschulte

UTAH ST.

Logan, UT 84322-7400 I

Coach: Stew Morrill, Gonzaga 1974

2006-07 RESULTS (23-12)

71	Northwestern St.	88
77	Centenary (La.) †	71
92	Drake †	74
68	Weber St. †	55
77	Weber St.	68
56	South Dakota St.	50
83	Idaho St.	46
60	Utah	57
69	Utah Valley St.	65
62	BYU	75
77	IPFW	63
75	Santa Clara	77
65	Cal St. Bakersfield	49
66	Boise St.	77
70	Fresno St.	79
81	Utah Valley St.	70
69	Louisiana Tech	49
74	Idaho	56
80	Boise St.	79
57	San Jose St.	56
62	Nevada	79
61	Hawaii	69
66	San Jose St.	57
75	New Mexico St.	63
75	Idaho	66
58	Hawaii	50
71	Oral Roberts	65
73	New Mexico St.	76
71	Louisiana Tech	84
79	Nevada	77
66	Fresno St.	71
73	Hawaii †	70
79	Nevada †	77
70	New Mexico St.	72
58	Michigan	68

Nickname: Aggies
 Colors: Navy Blue & White
 Arena: Dee Glen Smith Spectrum
 Capacity: 10,270; Year Built: 1970
 AD: Randy Spetman
 SID: Doug Hoffman

UTAH VALLEY ST.

Orem, UT 84058..... I

Coach: Dick Hunsaker, Weber St. 1977

2006-07 RESULTS (22-7)

69	Montana St.	37
74	Montana	57
47	California	60
65	Great Falls	47
77	Western Ill.	75
60	Southern Utah	68
69	Portland St.	71
91	UMKC	79
65	Utah St.	69
60	Montana St.	53
62	Idaho St.	76
64	Southern Utah	55
73	Albany (N.Y.)	66
74	UMKC	59
57	UC Davis	38
70	Utah St.	81
80	Longwood	52
95	Johnson & Wales (CO)	55
66	South Dakota St.	54
53	North Dakota St.	61
86	NJIT	55
96	IPFW	66
88	UC Davis	59

81	Tex.-Pan American	76
66	North Dakota St.	64
83	South Dakota St.	56
72	IPFW	63
77	NJIT	47
66	Tex.-Pan American	57

Nickname: Lakers
 Colors: Blue, black & white
 AD: Mike Jacobsen
 SID: To be named

UTICA

Utica, NY 13502-4892..... III

Coach: Andrew Goodemote, Albany (N.Y.) 1990

2006-07 RESULTS (19-7)

104	Paul Smith	37
99	SUNYIT	82
79	Cazenovia	54
64	Hamilton	68
69	Skidmore	55
72	Cortland St.	58
99	SUNYIT	76
48	Clarkson	59
72	Hartwick	54
67	Oneonta St.	60
83	Elmira	64
85	Ithaca	63
60	Alfred	51
62	St. John Fisher	54
63	Oswego St.	62
91	Rochester Inst.	77
73	Nazareth	72
71	Hartwick	59
68	Ithaca	70
72	Elmira	49
65	Nazareth	45
61	Rochester Inst.	66
66	St. John Fisher	79
61	Alfred	62
72	Ithaca †	56
73	St. John Fisher	78

Nickname: Pioneers
 Colors: Blue & Orange
 Arena: Clark Athletic Center
 Capacity: 2,200; Year Built: 1970
 AD: James A. Spartano
 SID: Gil Burgmaster

VALDOSTA ST.

Valdosta, GA 31698..... II

Coach: Mike Helfer, Capital 1989

2006-07 RESULTS (20-9)

130	Carver Bible	62
74	Georgia	105
111	Albany St. (Ga.)	81
82	Barry †	76
82	Nova Southeastern	96
71	North Georgia	76
66	Ga. Southwestern	59
104	LaGrange	77
63	Columbus St. †	61
108	P.R.-Rio Piedras †	74
77	Fla. Gulf Coast	67
89	Florida Tech	66
97	Nova Southeastern	66
102	Webber Int'l	58
85	West Ga.	82
63	North Ala.	77
73	Ala.-Huntsville	59
81	West Ala.	70
68	Montevallo	81
70	West Fla.	62
70	Ala.-Huntsville	51
73	North Ala.	65
69	West Ga.	91
114	Palm Beach Atl.	70
57	West Ala.	50
77	Montevallo	89
98	West Fla.	92
72	Harding †	73

60	Rollins †	61
----	-----------	----

Nickname: Blazers
 Colors: Red & Black
 Arena: The Complex
 Capacity: 5,350; Year Built: 1982
 AD: Herb F. Reinhard III
 SID: Shawn Reed

VALPARAISO

Valparaiso, IN 46383-6493..... I

Coach: Homer Drew, William Jewell 1966

2006-07 RESULTS (16-15)

84	Calumet Col.	65
75	IPFW	67
70	Niagara	58
64	North Carolina St.	78
62	Marquette	65
47	Butler	60
58	Ohio St.	78
64	Evansville	69
40	Ball St.	61
43	Creighton †	68
62	Charlotte †	74
64	San Francisco †	59
67	Chicago St.	64
66	Centenary (La.)	62
60	Oral Roberts	75
76	Oakland	81
69	IUPUI	55
78	Western Ill.	60
59	IPFW	45
56	UMKC	52
60	Southern Utah	76
70	Oral Roberts	67
68	Centenary (La.)	50
91	Chicago St.	76
54	IUPUI	68
61	Oakland	64
80	Western Ill.	56
80	Western Mich.	89
75	Southern Utah	48
77	UMKC	61
76	UMKC †	84

Nickname: Crusaders
 Colors: Brown & Gold
 Arena: Athletics-Recreation Center
 Capacity: 5,000; Year Built: 1984
 AD: Mark LaBarbera
 SID: Andy Viano

VANDERBILT

Nashville, TN 37212..... I

Coach: Kevin Stallings, Purdue 1982

2006-07 RESULTS (22-12)

70	Georgetown	86
78	Wake Forest	88
81	Elon	70
62	Furman	70
98	Toledo	93
104	East Tenn. St.	62
59	Lipscomb	50
73	Georgia Tech	64
76	Nicholls St.	40
102	P.R.-Mayaguez †	59
75	Tennessee Tech †	62
79	Appalachian St. †	87
86	Alabama A&M	47
74	Rice	69
65	Auburn	68
82	Tennessee	81
73	Georgia	85
94	Alabama	73
72	Kentucky	67
64	LSU	53
85	Mississippi	80
64	Florida	74
66	Georgia	61
57	Tennessee	84
78	South Carolina	68
83	Florida	70

70	Mississippi St.	83
67	Kentucky	65
99	South Carolina	90
67	Arkansas	82
71	Arkansas †	72
77	George Washington †	44
78	Washington St. †	74
65	Georgetown †	66

Nickname: Commodores
 Colors: Black & Gold
 Arena: Memorial Gymnasium
 Capacity: 14,316; Year Built: 1952
 AD: David Williams II
 SID: Rod Williamson

VASSAR

Poughkeepsie, NY 12604-0750... III

Coach: Mike Dutton, New Hampshire 1981

2006-07 RESULTS (18-10)

74	Washington-St. Louis †	79
72	Babson	84
82	Delaware Valley	58
69	Manhattanville	78
77	New Paltz St.	72
72	Mt. St. Mary (N.Y.)	60
63	Drew	58
85	Purchase St.	58
65	Hartwick	59
75	Skidmore	47
85	Union (N.Y.)	90
63	Rensselaer	51
74	St. Lawrence	71
70	Clarkson	62
85	City Tech	77
66	Hobart	49
76	Hamilton	82
53	Clarkson	57
81	St. Lawrence	83
58	Union (N.Y.)	54
78	Skidmore	60
74	Rensselaer	66
70	Hamilton	85
78	Hobart	85
67	St. Lawrence †	72
80	Hilbert	63
84	Ithaca	76
66	Oswego St.	65

Nickname: Brewers
 Colors: Burgundy & Gray
 Arena: Athletic & Fitness Facility
 Capacity: 850; Year Built: 2000
 AD: Sharon Beverly
 SID: Robin Jonathan Deusch

VERMONT

Burlington, VT 05405..... I

Coach: Mike Lonergan, Catholic 1988

2006-07 RESULTS (25-8)

82	New Orleans †	65
63	Maryland	81
77	Boston College	63
46	Drexel	59
46	Michigan St.	66
77	Wagner	69
54	Towson	67
57	Delaware	55
63	Iona	50
76	Harvard	84
73	Dartmouth	62
101	Quinnipiac	87
55	Central Conn. St.	48
80	Stony Brook	69
62	New Hampshire	60
83	UMBC	63
75	Albany (N.Y.)	66
64	Maine	69
65	Binghamton	61
76	Hartford	63
71	Stony Brook	61
82	New Hampshire	79

72 Boston U.	63
66 UMBC	57
67 Albany (N.Y.).....	63
90 Maine.....	75
71 Binghamton	61
57 Boston U.	55
90 Hartford	73
81 Hartford †.....	62
72 UMBC †.....	63
59 Albany (N.Y.)	60
57 Kansas St.	59

Nickname: Catamounts
 Colors: Green & Gold
 Arena: Roy L. Patrick Gymnasium
 Capacity: 3,266; Year Built: 1963
 AD: Robert Corran
 SID: Ben Dickie

VILLA JULIE

Stevenson, MD 21153-9999..... III

Coach: Brett Adams, York (Pa.) 1989

2006-07 RESULTS (20-8)

71 York (Pa.).....	69
83 Salisbury.....	84
72 Hood †.....	83
64 Frostburg St. †.....	58
95 Bard	60
79 Chestnut Hill	69
69 Baptist Bible (Pa.).....	81
67 Catholic.....	77
74 Trinity (Conn.).....	93
63 Lebanon Valley	62
55 Old Westbury	56
70 Chestnut Hill.....	76
81 Keystone	64
84 Penn St.-Berks.....	75
81 Purchase St.....	67
86 Phila. Biblical	66
84 Keuka.....	71
93 Cazenovia.....	75
95 Polytechnic (N.Y.)	86
81 D'Youville	50
78 Penn St.-Berks	56
90 Polytechnic (N.Y.).....	65
82 Phila. Biblical	54
98 Purchase St.	68
83 Phila. Biblical	68
95 Keuka.....	73
94 Chestnut Hill	92
72 Johns Hopkins.....	84

Nickname: Mustangs
 Colors: Green, Black & White
 Arena: Villa Julie Student Union
 Capacity: 1,200; Year Built: 1997
 AD: Brett C. Adams
 SID: Jeb Barber

VILLANOVA

Villanova, PA 19085-1674..... I

Coach: Jay Wright, Bucknell 1983

2006-07 RESULTS (22-11)

97 Northwood (Mich.).....	60
81 Col. of Charleston †.....	68
66 Xavier †	71
89 Iowa †	60
70 Navy	61
72 Stony Brook.....	44
99 Penn	89
67 Oklahoma.....	51
76 Drexel	81
108 Rider	61
64 La Salle.....	51
83 Temple	65
56 West Virginia.....	67
65 DePaul.....	73
56 Georgetown	52
64 Syracuse.....	75
102 Notre Dame	87
76 Texas	69
82 Providence.....	73
63 Notre Dame.....	66

59 Pittsburgh	65
57 Louisville	53
56 St. Joseph's	39
78 Seton Hall.....	69
64 Cincinnati.....	48
55 Georgetown	58
67 Marquette.....	80
74 Rutgers	51
78 Connecticut.....	74
78 Syracuse	75
75 DePaul †	67
57 Georgetown †.....	62
58 Kentucky †.....	67

Nickname: Wildcats
 Colors: Blue & White
 Arena: Pavilion
 Capacity: 6,500; Year Built: 1986
 AD: Vincent Nicaastro
 SID: Mike Sheridan

VIRGINIA

Charlottesville, VA 22904-4821..... I

Coach: Dave Leitao, Northeastern 1983

2006-07 RESULTS (21-11)

93 Arizona	90
85 Morgan St.	66
81 UNC Asheville	64
104 Md.-East. Shore	63
59 Purdue.....	61
67 North Carolina St.	62
91 Hampton	69
69 Appalachian St. †.....	80
70 Utah †	94
59 P.R.-Mayaguez †	52
91 American	70
108 Gonzaga	87
75 Stanford	76
69 North Carolina.....	79
73 Boston College.....	78
103 Maryland	91
88 Wake Forest	76
71 North Carolina St.....	58
64 Clemson.....	63
68 Duke	66
81 Miami (Fla.).....	70
69 Maryland.....	65
57 Virginia Tech.....	84
90 Longwood	49
73 Florida St.	70
60 Miami (Fla.).....	68
75 Georgia Tech	69
69 Virginia Tech	56
72 Wake Forest.....	78
71 North Carolina St. †.....	79
84 Albany (N.Y.) †.....	57
74 Tennessee †	77

Nickname: Cavaliers
 Colors: Orange & Blue
 Arena: John Paul Jones Arena
 Capacity: 15,219; Year Built: 2006
 AD: Craig K. Littlepage
 SID: Rich Murray

VCU

Richmond, VA 23284-3013..... I

Coach: Anthony Grant, Dayton 1987

2006-07 RESULTS (28-7)

75 Longwood.....	63
67 Xavier †	70
71 Col. of Charleston †.....	59
59 Toledo †	60
74 Hampton	51
91 Elon.....	49
102 Houston	84
75 Albany (N.Y.).....	57
68 Richmond	54
53 UAB	44
79 Delaware	60
70 Appalachian St.	73
84 Towson.....	80
77 James Madison.....	61

64 Northeastern	44
88 William & Mary.....	77
85 Towson	77
74 UNC Wilmington	65
80 Old Dominion	75
75 George Mason	62
75 Drexel.....	68
90 William & Mary	68
68 Hofstra.....	79
100 Georgia St.	71
63 George Mason	49
63 Old Dominion.....	79
78 UNC Wilmington.....	68
64 Bradley	73
83 James Madison	72
72 Georgia St. †	70
73 Georgia St. †	60
63 Drexel †	56
65 George Mason †	59
79 Duke †	77
79 Pittsburgh †	84

Nickname: Rams
 Colors: Black & Gold
 Arena: Altell Pavilion at the Stuart C. Siegel Center
 Capacity: 7,500; Year Built: 1999
 AD: Norwood Teague
 SID: Phil Stanton

VMI

Lexington, VA 24450-0304..... I

Coach: Duggar Baucom, Charlotte 1995

2006-07 RESULTS (14-19)

69 Ohio St.	107
68 Princeton †	73
104 South Dakota St. †.....	89
156 Virginia Intermont	95
144 Southern Va.	127
87 James Madison.....	89
111 Howard	116
72 Army.....	79
94 Cornell †	99
85 Jacksonvile St. †	87
135 Lees-McRae	75
103 Mercer	105
99 South Carolina St.	87
93 Richmond.....	84
111 Penn St.	129
76 Winthrop.....	108
104 High Point	115
116 Charleston So.	83
97 Coastal Caro.	99
125 Bridgewater (Va.)	95
102 UNC Asheville	97
103 Radford	94
117 Liberty.....	122
96 Winthrop	109
99 Coastal Caro.	108
105 Charleston So.....	97
102 UNC Asheville	88
107 Radford	114
108 Liberty	118
92 High Point.....	109
79 Liberty.....	78
91 High Point †	81
81 Winthrop	84

Nickname: Keydets
 Colors: Red, White, Yellow
 Arena: Cameron Hall
 Capacity: 5,029; Year Built: 1981
 AD: Donald T. White
 SID: Wade Branner

VIRGINIA ST.

Petersburg, VA 23806-0001..... II

Coach: Tony Collins, Virginia St. 1978

2006-07 RESULTS (20-8)

73 Columbus St.	83
81 Chowan.....	79
68 Johnson C. Smith.....	59

63 St. Augustine's	62
80 Columbus St.....	96
66 Ga. Southwestern.....	42
73 Cheyney.....	67
74 Claffin.....	65
85 Alderson-Broaddus	77
71 Fayetteville St.	57
84 Bowie St.	76
79 Livingstone.....	55
71 Virginia Union	76
83 Shaw.....	71
94 Elizabeth City St.	87
91 N.C. Central	67
66 Livingstone.....	57
70 St. Augustine's.....	76
65 N.C. Central.....	66
92 St. Paul's.....	94
74 Johnson C. Smith	66
51 Virginia Union	69
84 Fayetteville St.	62
83 Elizabeth City St.	76
79 Shaw	58
97 St. Paul's	74
75 Bowie St.....	69
55 Elizabeth City St. †.....	57

Nickname: Trojans
 Colors: Orange & Navy Blue
 Arena: Daniel Gymnasium
 Capacity: 3,454; Year Built: 1965
 AD: Peggy L. Davis
 SID: Jim Junot

VIRGINIA TECH

Blacksburg, VA 24061..... I

Coach: Seth Greenberg, Fairleigh Dickinson 1978

2006-07 RESULTS (22-12)

94 Coppin St.	43
95 West Fla.	47
68 Western Mich. †.....	71
77 Montana †	56
64 Southern Ill. †	69
69 Iowa	65
62 George Washington †	63
72 Old Dominion	55
69 Appalachian St.	37
63 Wake Forest	60
80 Seton Hall †	61
94 Campbell	70
58 Marshall	59
65 Richmond	53
69 Duke.....	67
74 UNC Greensboro.....	51
94 North Carolina	88
73 Florida St.	82
67 Maryland.....	64
92 Miami (Fla.).....	85
73 Georgia Tech.....	65
59 North Carolina St.	70
59 Boston College.....	80
84 Virginia	57
81 North Carolina	80
56 North Carolina St.....	81
79 Boston College.....	62
73 Miami (Fla.)	57
56 Virginia	69
74 Clemson	75
71 Wake Forest †	52
64 North Carolina St. †	72
54 Illinois †	52
48 Southern Ill. †	63

Nickname: Hokies
 Colors: Burnt Orange & Chicago Maroon
 Arena: Cassell Coliseum
 Capacity: 9,847; Year Built: 1961
 AD: James C. Weaver
 SID: Bill Dyer

VIRGINIA UNION

Richmond, VA 23220-1790 II

Coach: Dave Robbins, Catawba 1966

2006-07 RESULTS (23-6)

64	St. Augustine's.....	62
87	Bowie St. †.....	42
77	Fayetteville St.....	68
100	Knoxville.....	41
55	Livingstone.....	48
70	Johnson C. Smith.....	79
85	Fayetteville St.....	54
86	Dist. Columbia.....	72
113	St. Paul's.....	84
76	Virginia St.....	71
74	Dist. Columbia.....	69
70	Bowie St.....	92
79	Johnson C. Smith.....	82
73	Elizabeth City St.....	70
69	Shaw.....	48
69	St. Augustine's.....	76
67	Livingstone.....	52
62	N.C. Central.....	53
69	Virginia St.....	51
86	Shaw.....	77
90	St. Paul's.....	77
63	N.C. Central.....	56
95	Elizabeth City St.....	94
79	N.C. Central †.....	68
55	St. Augustine's †.....	53
60	Elizabeth City St. †.....	63
74	Lander †.....	68
71	Clayton St. †.....	70
56	Wingate †.....	73

Nickname: Panthers
 Colors: Steel & Maroon
 Arena: Barco-Stevens Hall
 Capacity: 2,200; Year Built: 1939
 AD: Michael Bailey
 SID: Jim Junot

VA. WESLEYAN

Norfolk, VA 23502-5599 III

Coach: David Macedo, Wilkes 1996

2006-07 RESULTS (28-5)

72	Chris. Newport.....	71
73	Averett.....	81
73	Salisbury.....	64
67	Roanoke.....	34
74	Wash. & Lee.....	50
82	Bridgewater (Va.).....	57
78	Hampden-Sydney.....	60
85	Apprentice.....	67
62	Mary Hardin-Baylor.....	63
67	Hardin-Simmons †.....	61
84	Methodist.....	49
128	Emory & Henry.....	84
75	Guilford.....	55
79	Lynchburg.....	57
85	East. Mennonite.....	56
65	Randolph-Macon.....	60
75	Hampden-Sydney.....	49
101	Emory & Henry.....	124
72	Guilford.....	69
85	Bridgewater (Va.).....	46
62	Roanoke.....	48
61	Wash. & Lee.....	49
87	East. Mennonite.....	60
77	Randolph-Macon.....	69
90	Lynchburg.....	73
82	Wash. & Lee †.....	48
67	Hampden-Sydney †.....	70
63	Averett.....	60
61	Hampden-Sydney.....	51
81	Mississippi Col.....	55
81	Guilford.....	71
67	Washington-St. Louis †.....	65
67	Amherst †.....	80

Nickname: Blue Marlins
 Colors: Navy Blue & Silver
 Arena: Batten Center
 Capacity: 1,400; Year Built: 2002
 AD: To be named
 SID: Joe Wasiluk

WABASH

Crawfordsville, IN 47933 III

Coach: Mac Petty, Tennessee 1968

2006-07 RESULTS (11-16)

50	Rose-Hulman.....	57
56	Ind.-South Bend.....	44
85	Hanover.....	90
82	DePauw.....	92
50	Oberlin.....	52
83	UC Clermont.....	51
60	Olivet Nazarene.....	75
62	Denison.....	56
58	Franklin.....	82
89	Lakeland †.....	71
68	Franklin.....	80
69	Allegheny.....	72
80	Hiram.....	83
50	Ohio Wesleyan.....	74
52	Wooster.....	96
73	Earlham.....	57
51	Wittenberg.....	64
66	Oberlin.....	61
54	Ohio Wesleyan.....	52
63	Denison.....	52
70	Earlham.....	72
63	Wooster.....	68
59	Wittenberg.....	82
77	Kenyon.....	74
87	Allegheny.....	84
80	Wooster.....	92
87	Kenyon.....	81

Nickname: Little Giants
 Colors: Scarlet
 Arena: Chadwick Court
 Capacity: 1,636; Year Built: 1917
 AD: Vernon H. Mummert
 SID: Brent Harris

WAGNER

Staten Island, NY 10301-4495 I

Coach: Mike Deane, Potsdam St. 1974

2006-07 RESULTS (11-19)

70	Lafayette.....	76
60	Manhattan.....	63
82	Md.-East. Shore.....	76
53	William & Mary.....	77
69	Vermont.....	77
61	Brown.....	66
72	Yale.....	65
44	Columbia.....	70
72	Robert Morris.....	60
105	Union (N.Y.).....	64
56	Purdue.....	95
86	Indiana St.....	92
58	Monmouth.....	69
95	Fairleigh Dickinson.....	96
72	Quinnipiac.....	80
73	St. Francis (N.Y.).....	66
51	St. Francis (N.Y.).....	66
88	Long Island.....	74
70	Mt. St. Mary's.....	80
83	St. Francis (Pa.).....	67
80	Long Island.....	77
80	Sacred Heart.....	76
63	Monmouth.....	70
79	Sacred Heart.....	81
57	St. Francis (Pa.).....	54
63	Robert Morris.....	71
77	Mt. St. Mary's.....	82
91	Fairleigh Dickinson.....	63
54	Central Conn. St.....	79
68	Sacred Heart.....	100

Nickname: Seahawks
 Colors: Green & White
 Arena: Spiro Sports Center
 Capacity: 2,100; Year Built: 1999
 AD: Walt Hameline
 SID: Todd Vatter

WAKE FOREST

Winston-Salem, NC 27109 I

Coach: Skip Prosser, Merchant Marine 1972

2006-07 RESULTS (15-16)

91	James Madison.....	82
86	Bucknell.....	83
73	Elon.....	48
88	Vanderbilt.....	78
88	Appalachian St.....	78
58	Air Force †.....	94
86	Georgia.....	87
63	DePaul.....	78
60	Virginia Tech.....	63
92	Gardner-Webb.....	60
72	Richmond.....	59
67	South Fla. †.....	75
81	East Caro.....	65
59	Miami (Fla.).....	58
85	Boston College.....	95
74	North Carolina St.....	88
40	Duke.....	62
76	Virginia.....	88
60	North Carolina.....	88
66	Florida St.....	74
85	Georgia Tech.....	75
72	Maryland.....	79
87	Winston-Salem.....	71
67	North Carolina.....	104
67	Clemson.....	65
74	Miami (Fla.).....	69
61	Georgia Tech.....	75
66	North Carolina St.....	73
78	Virginia.....	72
114	Georgia Tech †.....	112
52	Virginia Tech †.....	71

Nickname: Demon Deacons
 Colors: Old Gold & Black
 Arena: Lawrence Joel Coliseum
 Capacity: 14,665; Year Built: 1989
 AD: Ronald D. Wellman
 SID: Dean Buchan

WARTBURG

Waverly, IA 50677-1003 III

Coach: Dick Peth, Iowa 1981

2006-07 RESULTS (11-15)

77	Colorado St.-Pueblo.....	84
78	Colorado Col. †.....	58
97	Peru St. †.....	53
81	Neb. Wesleyan.....	58
88	Coe.....	92
82	Clarke.....	70
77	Augustana (Ill.).....	92
61	UNI.....	83
88	Finlandia †.....	63
75	Wis.-Eau Claire.....	70
69	Central (Iowa).....	83
56	Luther.....	70
64	Simpson.....	72
80	Cornell College.....	89
70	Buena Vista.....	84
61	Loras.....	62
64	Luther.....	55
71	Simpson.....	59
65	Dubuque.....	74
77	Buena Vista.....	90
60	Coe.....	82
69	Dubuque.....	63
71	Loras.....	59
73	Central (Iowa).....	88
89	Cornell College.....	68
69	Coe.....	83

Nickname: Knights
 Colors: Orange & Black
 Arena: Knights Gym
 Capacity: 1,800; Year Built: 1949
 AD: Rick Willis
 SID: Mark Adkins

WASHBURN

Topeka, KS 66621 II

Coach: Bob Chipman, Kansas St. 1973

2006-07 RESULTS (8-19)

77	Kan. Wesleyan.....	72
69	Fort Hays St. †.....	70
63	Eastern N.M.....	55
55	UNLV.....	83
64	Cameron.....	60
72	Central Okla.....	82
77	Mo. Western St.....	76
65	Cameron.....	73
61	Lynn.....	68
63	Barry †.....	47
50	Central Mo.....	67
77	Emporia St.....	80
58	Northwest Mo. St.....	69
69	Fort Hays St.....	57
45	Truman.....	60
69	Southwest Baptist.....	76
79	Pittsburg St.....	84
57	Mo. Southern St.....	68
77	Mo. Western St.....	62
70	Mo. Southern St.....	79
61	Pittsburg St.....	72
72	Southwest Baptist.....	79
68	Truman.....	58
85	Northwest Mo. St.....	87
74	Emporia St.....	88
57	Fort Hays St.....	58
62	Central Mo.....	78

Nickname: Ichorbods
 Colors: Yale Blue & White
 Arena: Lee Arena
 Capacity: 3,904; Year Built: 1984
 AD: Loren Ferre
 SID: Jeremy Wangler

WASHINGTON

Seattle, WA 98195 I

Coach: Lorenzo Romar, Cincinnati 1992

2006-07 RESULTS (19-13)

99	Pepperdine.....	91
102	Nicholls St.....	74
70	UNI.....	61
83	Sacramento St.....	74
90	Eastern Wash.....	83
87	Idaho.....	66
87	Southern Utah.....	72
77	Gonzaga.....	97
105	Portland St.....	73
88	LSU.....	72
80	Weber St.....	51
79	Southern California.....	86
74	UCLA.....	96
87	Arizona.....	96
64	Arizona St.....	53
77	Stanford.....	78
69	California.....	77
47	Washington St.....	75
89	Oregon.....	77
91	Oregon St.....	74
66	Arizona St.....	61
54	Arizona.....	84
79	California.....	71
64	Stanford.....	52
61	Washington St.....	65
61	Pittsburgh.....	65
65	Oregon St.....	73
85	Oregon.....	93
85	Southern California.....	70
61	UCLA.....	51
59	Arizona St. †.....	51
64	Washington St. †.....	74

Nickname: Huskies
 Colors: Purple & Gold
 Arena: Bank of America Arena
 Capacity: 10,000; Year Built: 1927
 AD: Todd Turner
 SID: Dan Lapse

WASH. & JEFF.

Washington, PA 15301-4801..... III

Coach: Glenn Gutierrez, West Liberty St. 1985

2006-07 RESULTS (14-14)

66 Carnegie Mellon	77
75 Allegheny	81
64 Ohio Wesleyan	90
44 Rochester (N.Y.)	76
71 Buffalo St. †	83
58 Kenyon	69
66 Case Reserve	76
71 Denison	49
73 Westminster (Pa.)	88
67 Defiance	72
57 Manchester	59
62 Earlham	60
76 St. Vincent	68
77 Waynesburg	64
73 Bethany (W.V.)	82
69 Thomas More	53
82 Thiel	74
59 Grove City	74
89 Westminster (Pa.)	87
85 Waynesburg	63
88 St. Vincent	83
93 Thomas More	67
76 Bethany (W.V.)	79
87 Grove City	84
58 Thiel	51
67 Thomas More	49
78 Bethany (W.V.)	75
58 Grove City	60

Nickname: Presidents
 Colors: Red & Black
 Arena: Henry Memorial Center
 Capacity: 2,000; Year Built: 1970
 AD: Bill Dukett
 SID: Scott McGuinness

WASH. & LEE

Lexington, VA 24450..... III

Coach: Adam Hutchinson, Amherst 1993

2006-07 RESULTS (11-14)

82 Denison	71
56 Averett	79
78 Dickinson	65
65 Oberlin	52
58 Randolph-Macon	63
50 Va. Wesleyan	74
81 East. Mennonite	77
75 Merchant Marine	53
69 Emory	57
64 Roanoke	68
81 Bridgewater (Va.)	74
98 Emory & Henry	96
58 Hampden-Sydney	66
84 Lynchburg	67
86 East. Mennonite	62
64 Roanoke	70
61 Guilford	62
63 Randolph-Macon	64
49 Va. Wesleyan	61
95 Emory & Henry	100
60 Hampden-Sydney	71
74 Lynchburg	56
77 Guilford	95
46 Bridgewater (Va.)	48
48 Va. Wesleyan †	82

Nickname: Generals
 Colors: Royal Blue & White
 Arena: Warner Center
 Capacity: 2,500; Year Built: 1972
 AD: George C. O'Connell Jr.
 SID: Brian Laubscher

WASHINGTON (MD.)

Chestertown, MD 21620-1197.... III

Coach: Rob Nugent, Mass. Liberal Arts 1997

2006-07 RESULTS (4-20)

30 St. Vincent †	64
79 Manhattanville	94
69 Ursinus	77
73 Dickinson	71
61 Haverford	72
61 Muhlenberg	87
62 St. Mary's (Md.)	74
61 Keystone	55
37 Navy	83
65 Salisbury	78
72 Johns Hopkins	77
55 Gettysburg	70
54 Frank. & Marsh.	80
56 Dickinson	59
71 Muhlenberg	65
78 Swarthmore	83
54 Johns Hopkins	72
59 Ursinus	75
51 Gettysburg	88
69 McDaniel	79
61 Haverford	65
64 Frank. & Marsh.	90
57 Swarthmore	67
88 McDaniel	84

Nickname: Shoremen
 Colors: Maroon & Black
 Arena: Frank C. Russell Gymnasium at Cain Athletic Center
 Capacity: 1,200; Year Built: 1957
 AD: Bryan Matthews
 SID: Phil Ticknor

WASHINGTON-ST. LOUIS

St. Louis, MO 63130-4899..... III

Coach: Mark Edwards, Washington-St. Louis 1969

2006-07 RESULTS (25-5)

79 Vassar †	74
79 Colby †	71
78 Blackburn	43
73 Augustana (Ill.)	75
87 Luther	71
81 Pomona-Pitzer	65
75 Ill. Wesleyan	63
101 Maryville (Mo.)	67
83 Fontbonne	68
81 Webster	65
70 Chicago	59
73 Case Reserve	56
78 Emory	73
68 Rochester (N.Y.)	59
73 Carnegie Mellon	49
68 Brandeis	64
79 New York U.	78
57 New York U.	73
75 Brandeis	81
74 Emory	62
86 Case Reserve	65
94 Carnegie Mellon	73
61 Rochester (N.Y.)	66
79 Chicago	74
77 Fontbonne	58
63 Whitworth	61
78 Wis.-Stevens Point	66
58 Hope †	55
65 Va. Wesleyan †	67
92 Wooster †	84

Nickname: Bears
 Colors: Red & Green
 Arena: WU Field House
 Capacity: 3,000; Year Built: 1984
 AD: John M. Schael
 SID: Chris Mitchell

WASHINGTON ST.

Pullman, WA 99164-1602 I

Coach: Tony Bennett, Green Bay 1992

2006-07 RESULTS (26-8)

71 UAB †	60
74 Milwaukee	54
84 Radford †	67
67 UTSA	44
66 Idaho St.	60
65 Boise St.	63
62 Portland	50
55 Utah	69
77 Gonzaga	67
66 Idaho	54
69 Cal St. Northridge	50
64 San Diego St. †	54
52 UCLA	55
58 Southern California	55
75 Arizona St.	55
77 Arizona	73
73 California	56
68 Stanford	71
75 Washington	47
70 Oregon St.	55
74 Oregon	77
72 Arizona	66
48 Arizona St.	47
58 Stanford	45
59 California	46
65 Washington	61
58 Oregon	64
58 Oregon St.	54
45 UCLA	53
88 Southern California	86
74 Washington †	64
61 Southern California †	70
70 Oral Roberts †	54
74 Vanderbilt †	78

Nickname: Cougars
 Colors: Crimson & Gray
 Arena: Friel Court
 Capacity: 11,566; Year Built: 1973
 AD: James Sterk
 SID: Craig Lawson

WAYNE ST. (MICH.)

Detroit, MI 48202-3489 II

Coach: David Greer, Bowling Green 1983

2006-07 RESULTS (13-13)

64 Southern Ind.	81
51 Christian Bros. †	66
69 Northern Ky.	75
76 Northern Mich.	71
72 Clarion	59
70 Gannon	67
57 Mercyhurst	65
73 Hillsdale	69
69 Southern Ind.	78
73 Indianapolis	65
52 Clarion	44
69 Northwood (Mich.)	60
71 Ashland	92
52 Findlay	68
80 Michigan Tech	74
55 Northern Mich.	75
44 Grand Valley St.	54
77 Lake Superior St.	54
56 Findlay	72
84 Ashland	65
57 Mercyhurst	67
71 Gannon	66
89 Ferris St.	78
82 Saginaw Valley	66
83 Hillsdale	88
54 Mercyhurst	59

Nickname: Warriors
 Colors: Green & Gold
 Arena: Matthaei Building
 Capacity: 2,000; Year Built: 1966
 AD: Robert Fournier
 SID: Jeff Weiss

WAYNE ST. (NEB.)

Wayne, NE 68787-1172 II

Coach: Rico Burkett, North Dakota 1993

2006-07 RESULTS (15-13)

81 York (Neb.)	70
90 South Dakota	86
66 North Dakota †	71
74 Dakota St. †	71
77 Neb.-Kearney	80
81 Bemidji St.	68
96 Minn.-Crookston	89
66 Northern St.	82
84 Mary	71
52 St. Cloud St.	65
55 Augustana (S.D.)	64
70 Mt. Marty	67
74 Winona St.	107
75 Upper Iowa	62
90 Morningside	84
68 Southwest Minn. St.	69
91 Minn. St. Moorhead	88
66 Concordia-St. Paul	77
82 Minn.-Crookston	80
59 Bemidji St.	66
75 Mary	65
68 Northern St.	82
84 Upper Iowa	72
72 Winona St.	80
74 Southwest Minn. St.	70
72 Concordia-St. Paul	80
65 Minn. St. Moorhead	62
61 Concordia-St. Paul	77

Nickname: Wildcats
 Colors: Black & Gold
 Arena: Rice Auditorium
 Capacity: 2,500; Year Built: 1960
 AD: Eric Schoh
 SID: Mike Grosz

WAYNESBURG

Waynesburg, PA 15370..... III

Coach: Frank Ferraro, Duquesne 1975

2006-07 RESULTS (12-13)

81 Salisbury †	95
91 Gallaudet †	89
80 Southern Va.	91
93 Franciscan	71
69 Juniata	66
89 Grove City	82
83 La Roche	69
97 Frostburg St.	72
60 Thiel	64
64 Wash. & Jeff	77
78 Penn St.-New Kens.	75
90 Westminster (Pa.)	92
54 Hood	77
80 Bethany (W.V.)	102
88 Franciscan	70
78 St. Vincent	87
66 Thomas More	70
75 Grove City	68
63 Wash. & Jeff	85
78 Thiel	61
68 Bethany (W.V.)	80
82 Westminster (Pa.)	84
89 Thomas More	77
82 St. Vincent	74
60 Grove City	89

Nickname: Yellow Jackets
 Colors: Orange & Black
 Arena: Marisa Field House
 Capacity: 1,350; Year Built: 1985
 AD: Rudy Marisa
 SID: Matthew Kifer

WEBER ST.

Ogden, UT 84408-2701 I

Coach: Randy Rahe, Buena Vista 1982

2006-07 RESULTS (20-12)

83	Colo. Christian	57
71	Alas. Fairbanks	66
66	Troy †	61
55	Utah St. †	68
81	Montana Tech	53
68	Utah St.	77
55	Utah	67
69	BYU	73
72	Portland	56
63	Southern Utah	75
68	Portland	51
59	Southern Utah	57
51	Washington	80
61	Northern Colo.	60
81	Northern Ariz.	73
55	Idaho St.	58
84	Montana St.	63
75	Portland St.	65
88	Sacramento St.	68
48	Montana St.	63
86	Montana	90
71	Idaho St.	58
93	Eastern Wash.	84
76	Northern Colo.	65
86	Northern Ariz.	79
74	Eastern Wash.	89
64	Portland St.	62
73	Montana	67
83	Sacramento St.	105
77	Portland St.	74
88	Northern Ariz.	80
42	UCLA †	70

Nickname: Wildcats
 Colors: Royal Purple & White
 Arena: Dee Events Center
 Capacity: 12,000; Year Built: 1977
 AD: Jerry Graybeal
 SID: Brad Larsen

WEBSTER

St. Louis, MO 63119 III

Coach: Chris Bunch, Lincoln Memorial 1988

2006-07 RESULTS (16-10)

61	Transylvania	77
84	Hanover †	82
79	Milwaukee Engr.	82
73	Reinhardt	74
84	Fisk	60
68	Millikin	83
83	Maryville (Mo.)	67
66	MacMurray	71
65	Washington-St. Louis	81
65	Lincoln Christian	63
60	Westminster (Mo.)	61
62	Eureka	57
70	Blackburn	71
93	Greenville	76
89	Fontbonne	78
82	Principia	63
87	MacMurray	75
69	Maryville (Mo.)	66
86	Westminster (Mo.)	73
83	Lincoln Christian	72
80	Greenville	85
76	Eureka	68
84	Blackburn	75
86	Fontbonne	79
78	Principia	61
62	Fontbonne	67

Nickname: Gorloks
 Colors: Gold, Navy Blue & White
 Arena: Grant Gym
 Capacity: 800; Year Built: 1992
 AD: Thomas Hart
 SID: Merry Graf

WENTWORTH INST.

Boston, MA 02115 III

Coach: Tom Devitt, Boston College 1993

2006-07 RESULTS (17-12)

69	Wm. Paterson †	84
61	Hunter †	70
77	Mount Ida	61
90	Becker	75
62	Gordon	79
69	Colby-Sawyer	81
58	Coast Guard †	56
57	Rensselaer	78
55	FDU-Florham †	84
86	Mass. Liberal Arts †	74
67	New England Col.	66
72	New England	66
79	Nichols	64
76	Gordon	63
91	Anna Maria	84
66	Newbury	55
68	Endicott	83
63	Colby-Sawyer	68
73	Endicott	71
75	New England	62
74	Roger Williams	64
58	Salve Regina	67
87	New England Col.	75
74	Curry	79
76	Eastern Nazarene	87
81	Roger Williams	78
69	Gordon	68
98	Curry	90
72	St. John Fisher	98

Nickname: Leopards
 Colors: Black & Gold
 Arena: Tansley Gymnasium
 Capacity: 1,000; Year Built: 1970
 AD: Lee Conrad
 SID: Bill Gorman

WESLEY

Dover, DE 19901-3875 III

Coach: Jerry Kobasa, Delaware St. 1972

2006-07 RESULTS (11-15)

72	Richard Stockton †	85
67	Gettysburg	77
69	Neumann	80
89	Piedmont †	95
54	York (N.Y.) †	64
72	Cabrini	70
65	Alvernia	80
73	Gallaudet	61
84	Dickinson	59
74	Chris Newport	78
81	Eastern	76
80	Marywood	77
87	Gwynedd-Mercy	88
64	Misericordia	83
78	Eastern	75
66	Immaculata	75
69	Alvernia	79
62	Neumann	82
80	Cabrini	57
79	Marywood	74
73	Arcadia	69
65	Immaculata	74
62	Arcadia	56
65	Gwynedd-Mercy	72
75	Misericordia	65
62	Immaculata	77

Nickname: Wolverines
 Colors: Navy, Columbia and White
 Arena: Jim and Shirley Wentworth Gymnasium
 Capacity: 400; Year Built: 1962
 AD: Michael Drass
 SID: John Davis

WESLEYAN (CONN.)

Middletown, CT 06459 III

Coach: Gerry McDowell, Colby 1976

2006-07 RESULTS (7-16)

79	Suffolk †	58
77	Mass.-Dartmouth	84
80	Williams	69
75	Eastern Conn. St.	85
83	CCNY	86
76	Hamilton	79
69	Emmanuel (Mass.)	63
98	Albertus Magnus	71
62	Salem St.	87
82	Fitchburg St. †	83
87	Nichols	90
52	Amherst	76
62	Connecticut Col.	61
62	Roger Williams	73
55	Colby	75
63	Bowdoin	61
56	Bates	59
69	Tufts	94
57	Trinity (Conn.)	95
56	Amherst	81
87	Salve Regina	81
58	Middlebury	64
65	Williams	80

Nickname: Cardinals
 Colors: Red & Black
 Arena: Silloway Gymnasium
 Capacity: 1,200; Year Built: 2004
 AD: John Biddiscombe
 SID: Brian Katten

WEST ALA.

Livingston, AL 35470 II

Coach: Rick Reedy, Flagler 1977

2006-07 RESULTS (10-17)

80	Southern-N.O.	68
49	Henderson St.	57
75	Dillard	67
66	Fla. Gulf Coast	77
58	P.R.-Bayamon †	63
65	Palm Beach Atl. †	62
42	Clafin	48
64	Ga. Southwestern †	73
61	North Georgia †	71
89	Dillard	79
81	Clark Atlanta	58
68	Delta St.	75
56	Delta St.	67
58	Ala.-Huntsville	80
79	North Ala.	69
75	West Ga.	77
70	Valdosta St.	81
82	West Fla.	72
58	Clafin	57
75	Montevallo	83
71	Concordia-Selma	49
76	West Ga.	72
85	North Ala.	109
78	Ala.-Huntsville	93
50	Valdosta St.	57
81	West Fla.	85
62	Montevallo	93

Nickname: Tigers
 Colors: Red and White
 Arena: Pruitt Hall
 Capacity: 1,500; Year Built: 1962
 AD: E.J. Brophy
 SID: Jason Hughes

WEST CHESTER

West Chester, PA 19383 II

Coach: Dick DeLaney, West Chester 1969

2006-07 RESULTS (13-14)

79	Wilmington (Del.)	57
84	Bloomfield	68

68	Alderson-Broaddus	73
68	Phila. Sciences	62
92	Penn St.-Berks	56
89	Slippery Rock	96
67	Edinboro	75
65	California (Pa.)	66
70	Shippensburg	64
80	Lock Haven	86
97	Kutztown	93
70	Indiana (Pa.)	64
73	Clarion	61
64	Pitt.-Johnstown	62
77	East Stroudsburg	78
59	Cheyney	65
74	Mansfield	65
85	Bloomsburg	82
72	Millersville	64
86	Kutztown	88
61	Dist. Columbia	71
67	East Stroudsburg	79
59	Cheyney	58
71	Mansfield	85
79	Dist. Columbia	87
69	Bloomsburg	75
81	Millersville	90

Nickname: Golden Rams
 Colors: Purple & Gold
 Arena: Hollinger Field House
 Capacity: 2,500; Year Built: 1949
 AD: Edward Matejkovic
 SID: Tom DiCamillo

WEST FLA.

Pensacola, FL 32514 II

Coach: Don Hogan, South Ala. 1981

2006-07 RESULTS (10-17)

86	P.R.-Mayaguez †	54
52	Tampa	67
71	South Ala.	91
85	William Carey	69
63	Dillard	64
74	St. Leo	71
77	Nova Southeastern	61
61	Tampa	58
69	Nova Southeastern	91
70	Northwood (Fla.)	73
87	Loyola (La.)	75
63	St. Thomas Aquinas	59
78	West Ga.	71
74	Ala.-Huntsville	80
60	North Ala.	89
70	Montevallo	90
72	West Ala.	82
62	Valdosta St.	70
62	Clafin	65
78	North Ala.	85
61	Ala.-Huntsville	80
73	William Carey	87
82	Palm Beach Atl.	60
59	West Ga.	87
63	Montevallo	101
85	West Ala.	81
92	Valdosta St.	98

Nickname: Argonauts
 Colors: Blue & Green
 Arena: UWF Field House
 Capacity: 3,000; Year Built: 1969
 AD: Richard C. Berg
 SID: Jake Fish

WEST GA.

Carrollton, GA 30118 II

Coach: Ed Murphy, Hardin-Simmons 1964

2006-07 RESULTS (14-15)

73	North Georgia	66
87	Eckerd †	90
75	Tampa	72
108	Carver Bible	60
79	Columbus St.	84
71	GCSU †	84

82 Ark.-Monticello.....	72
69 Clayton St.....	70
83 North Georgia.....	68
65 Delta St.....	80
54 Clayton St.....	62
77 Ark.-Monticello.....	70
71 West Fla.....	78
82 Valdosta St.....	85
84 Montevallo.....	98
77 West Ala.....	75
81 North Ala.....	73
78 Ala.-Huntsville.....	85
90 Palm Beach Atl.....	84
62 Fla. Gulf Coast.....	78
61 Montevallo.....	77
72 West Ala.....	76
91 Valdosta St.....	69
87 West Fla.....	59
59 Ala.-Huntsville.....	72
84 North Ala.....	80
106 Allen.....	82
86 Ouachita Baptist †.....	72
62 Montevallo †.....	78

Nickname: Wolves
 Colors: Blue & Red
 Arena: HPE Building
 Capacity: 2,800; Year Built: 1965
 AD: Edward G. Murphy
 SID: Mitch Gray

WEST LIBERTY ST.

West Liberty, WV 26074 II

Coach: Jim Crutchfield, West Virginia
 1978

2006-07 RESULTS (25-5)

141 Ohio-Eastern.....	76
99 Dist. Columbia †.....	95
87 Pitt.-Johnstown.....	96
114 West Va. Wesleyan.....	78
110 Bethany (W.V.).....	87
82 Wheeling Jesuit.....	101
107 Glenville St.....	89
103 Mont. St.-Billings.....	85
101 Pitt.-Johnstown †.....	94
101 Mansfield †.....	90
99 West Va. Wesleyan.....	74
110 Ohio Valley.....	84
97 Shepherd.....	86
113 Davis & Elkins.....	80
85 Salem Int'l.....	79
116 West Virginia St.....	108
95 Wheeling Jesuit.....	86
77 Charleston (W.V.).....	72
91 Fairmont St.....	73
100 Concord.....	90
115 Bluefield St.....	81
102 Ohio Valley.....	88
101 Salem Int'l.....	89
74 Shepherd.....	70
83 Alderson-Broaddus.....	88
100 Wheeling Jesuit.....	93
118 Fairmont St.....	102
73 Shepherd †.....	63
89 West Virginia St. †.....	107
79 California (Pa.) †.....	82

Nickname: Hilltoppers
 Colors: Black & Gold
 Arena: ASRC
 Capacity: 1,200; Year Built: 2000
 AD: James W. Watson
 SID: Lynn Ullom

WEST TEX. A&M

Canyon, TX 79016-0999 II

Coach: Rick Cooper, Wayland Baptist
 1981

2006-07 RESULTS (18-11)

59 Pittsburg St. †.....	73
70 Mo. Southern St.....	75
62 Adams St.....	69
83 Ouachita Baptist.....	65

83 N.M. Highlands.....	64
84 Cameron.....	90
81 Southwestern Okla.....	84
92 Lubbock Chrst.....	84
65 Tex. A&M-Commerce.....	64
80 Wayland Baptist.....	66
78 Central Okla.....	68
66 Northeastern St.....	57
75 Southeastern Okla.....	85
84 Angelo St.....	94
78 Abilene Christian.....	69
92 N.M. Highlands.....	63
69 Tarleton St.....	62
81 Midwestern St.....	90
87 Eastern N.M.....	72
65 Tex. A&M-Kingsville.....	63
91 Eastern N.M.....	79
76 Tex. A&M-Kingsville.....	67
86 Angelo St.....	56
80 Abilene Christian.....	68
69 Tarleton St.....	63
55 Midwestern St.....	61
82 Tex. A&M-Commerce.....	80
76 Southeastern Okla. †.....	83
81 Midwestern St. †.....	86

Nickname: Buffaloes
 Colors: Maroon & White
 Arena: First United Bank Center
 Capacity: 4,800; Year Built: 2001
 AD: Michael McBroom
 SID: Adam Quisenberry

WEST VIRGINIA

Morgantown, WV 26507 I

Coach: John Beilein, Wheeling Jesuit
 1975

2006-07 RESULTS (27-9)

50 Mt. St. Mary's.....	42
87 Slippery Rock.....	37
66 Canisius.....	43
73 Montana †.....	56
79 Western Mich. †.....	54
64 Arkansas †.....	71
71 North Carolina St. †.....	60
85 Duquesne.....	54
76 Savannah St.....	41
63 Citadel.....	36
95 Md.-East. Shore.....	49
81 Connecticut.....	71
67 Villanova.....	56
73 St. John's (N.Y.).....	46
58 Notre Dame.....	61
63 Marquette.....	81
69 South Fla.....	58
83 Cincinnati.....	96
77 Marshall †.....	63
64 DePaul.....	52
89 Rutgers.....	83
81 Seton Hall.....	70
47 Pittsburgh.....	60
70 UCLA.....	65
53 Georgetown.....	71
81 Seton Hall.....	71
61 Providence.....	64
66 Pittsburgh.....	80
79 Cincinnati.....	65
92 Providence †.....	79
71 Louisville †.....	82
74 Delaware St.....	50
90 Massachusetts.....	77
71 North Carolina St.....	66
63 Mississippi St. †.....	62
78 Clemson †.....	73

Nickname: Mountaineers
 Colors: Old Gold & Blue
 Arena: WVU Coliseum
 Capacity: 14,000; Year Built: 1970
 AD: Ed Pastilong
 SID: Bryan Messerly

WEST VIRGINIA ST.

Institute, WV 25112-1000 II

Coach: Bryan Poore, West Virginia St.
 1987

2006-07 RESULTS (26-7)

103 St. Paul's †.....	78
95 Johnson C. Smith.....	86
79 Pitt.-Johnstown.....	86
96 S.C. Upstate †.....	88
79 Seton Hill †.....	76
90 Tampa.....	82
81 Fla. Southern.....	71
94 Mount Olive.....	93
80 West Va. Tech.....	74
70 Fairmont St.....	73
60 Davis & Elkins.....	47
98 Bluefield St.....	75
102 Concord.....	96
92 Charleston (W.V.).....	80
108 West Liberty St.....	116
93 Shepherd.....	80
82 Alderson-Broaddus.....	105
89 Salem Int'l.....	85
87 West Va. Wesleyan.....	85
87 Wheeling Jesuit.....	84
107 Glenville St.....	92
77 Alderson-Broaddus.....	80
103 Bluefield St.....	78
84 Concord.....	85
86 Davis & Elkins.....	68
122 Ohio Valley.....	104
82 Charleston (W.V.).....	68
103 West Va. Wesleyan.....	69
87 Bluefield St. †.....	61
107 West Liberty St. †.....	89
80 Alderson-Broaddus †.....	79
91 Alderson-Broaddus †.....	75
85 Barton.....	86

Nickname: Yellow Jackets
 Colors: Old Gold & Black
 Arena: Fleming Hall
 Capacity: 1,800; Year Built: 1942
 AD: Robert Parker
 SID: Sean McAndrews

WEST VA. WESLEYAN

Buckhannon, WV 26201 II

Coach: Bill Lilly, Glenville St. 1982

2006-07 RESULTS (3-25)

61 Edinboro.....	57
70 Glenville St. †.....	74
64 Fairmont St.....	81
78 West Liberty St.....	114
78 Ashland.....	87
67 Pitt.-Johnstown.....	86
60 Slippery Rock.....	79
64 Radford.....	89
60 Wofford.....	94
74 West Liberty St.....	99
92 Glenville St.....	89
60 Alderson-Broaddus.....	84
79 Ohio Valley.....	89
74 Wheeling Jesuit.....	91
53 Bluefield St.....	57
73 Davis & Elkins.....	59
68 Salem Int'l.....	75
79 Concord.....	97
85 West Virginia St.....	87
51 Shepherd.....	89
63 Glenville St.....	70
77 Bluefield St.....	79
78 Charleston (W.V.).....	85
64 Fairmont St.....	77
58 Davis & Elkins.....	62
81 Concord.....	101
65 Alderson-Broaddus.....	82
69 West Virginia St.....	103

Nickname: Bobcats
 Colors: Orange & Black
 Arena: Rockefeller Center
 Capacity: 3,200; Year Built: 1974
 AD: George A. Klebez
 SID: Hailey Noble

WESTERN CARO.

Cullowhee, NC 28723 I

Coach: Larry Hunter, Ohio 1971

2006-07 RESULTS (11-20)

61 UNC Asheville.....	46
57 Purdue.....	82
105 Atlanta Christian.....	40
117 Toccoa Falls.....	58
81 Wofford.....	75
61 Xavier.....	95
73 Gardner-Webb.....	74
55 Dayton.....	66
82 Citadel.....	63
75 Col. of Charleston.....	82
60 Clemson.....	103
82 St. Mary's (Cal.).....	93
62 Rice †.....	67
53 South Carolina.....	67
57 UNC Greensboro.....	54
73 Chattanooga.....	67
91 Appalachian St.....	100
67 Furman.....	79
64 Elon.....	77
59 Davidson.....	79
77 Wofford.....	74
78 Citadel.....	68
64 Col. of Charleston.....	76
69 Ga. Southern.....	57
72 Chattanooga.....	75
68 UNC Greensboro.....	79
59 Davidson.....	92
65 Appalachian St.....	76
65 Elon.....	74
69 Elon †.....	65
59 Appalachian St. †.....	78

Nickname: Catamounts
 Colors: Purple & Gold
 Arena: Ramsey Center
 Capacity: 7,826; Year Built: 1986
 AD: Chip Smith
 SID: Mike Cawood

WESTERN CONN. ST.

Danbury, CT 06810 III

Coach: Bob Campbell, Connecticut
 1972

2006-07 RESULTS (14-12)

93 Albertus Magnus.....	54
102 Me.-Presque Isle.....	69
95 Mount Ida.....	70
50 Trinity (Conn.).....	66
84 Plymouth St.....	81
73 Manhattanville.....	94
88 Suffolk.....	76
82 Mass.-Boston.....	80
79 Lasell.....	90
79 Westfield St.....	71
69 Frank. & Marsh.....	68
70 Seton Hill †.....	94
68 Southern Me.....	59
88 Keene St.....	101
67 Mass.-Dartmouth.....	64
61 Rhode Island Col.....	85
76 Plymouth St.....	71
63 Eastern Conn. St.....	52
90 Mass.-Boston.....	99
76 Bridgewater St.....	82
87 Southern Me.....	82
66 Rhode Island Col.....	76
77 Keene St.....	84
63 Eastern Conn. St.....	79
74 Mass.-Dartmouth.....	64
82 Mass.-Boston.....	88

Nickname: Colonials
 Colors: Dark Blue, Metallic Copper & White
 Arena: Stephen Feldman Arena
 Capacity: 2,100; Year Built: 1994
 AD: Edward Farrington
 SID: Scott Ames

WESTERN ILL.

Macomb, IL 61455 I

Coach: Derek Thomas, Mo.-St. Louis 1989

2006-07 RESULTS (7-23)

72	Upper Iowa64
75	Radford †72
60	Florida Int'l62
95	IPFW97
75	Utah Valley St.77
56	Morehead St.57
74	Texas-Arlington57
40	Indiana92
61	St. Louis71
74	Culver-Stockton48
56	Eastern Ill.76
59	Brown †63
67	Howard †68
46	Oral Roberts65
58	Centenary (La.)64
77	IPFW79
55	IUPUI68
52	Oakland79
60	Valparaiso78
72	Chicago St.82
65	Southern Utah68
89	UMKC95
45	Centenary (La.)42
60	Oral Roberts67
64	Oakland63
47	IUPUI69
56	Valparaiso80
54	UMKC89
51	Southern Utah48
57	Oakland †74

Nickname: Leathernecks
 Colors: Purple & Gold
 Arena: Western Hall
 Capacity: 5,139; Year Built: 1964
 AD: Tim Van Alstine
 SID: Russell Houghtaling

WESTERN KY.

Bowling Green, KY 42101-3576.... I

Coach: Darrin Horn, Western Ky. 1995

2006-07 RESULTS (22-11)

96	Kennesaw St.55
70	Georgia67
87	Tennessee St.69
95	Towson72
68	Florida †101
76	Ball St. †66
69	UAB54
78	Eastern Ky.55
81	Montana65
70	Southern Ill.75
79	Tennessee93
85	North Texas86
73	South Ala.51
73	Middle Tenn.64
93	Fla. Atlantic83
82	Troy78
71	Nebraska82
86	Florida Int'l74
82	La.-Lafayette72
69	Ark.-Little Rock71
73	New Orleans70
75	Arkansas St.76
77	Denver67
103	La.-Monroe96
70	North Texas74
71	South Ala.73
65	Middle Tenn.53
73	Fla. Atlantic78
75	Troy74
74	Ky. Wesleyan67
82	Florida Int'l64
86	Fla. Atlantic †81
73	Arkansas St. †80

Nickname: Hilltoppers
 Colors: Red & White
 Arena: E.A. Diddle Arena

Capacity: 7,326; Year Built: 1963
 AD: Camden Wood Selig
 SID: Brian Fremund

WESTERN MICH.

Kalamazoo, MI 49008 I

Coach: Steve Hawkins, South Ala. 1987

2006-07 RESULTS (16-16)

67	Pittsburgh †86
71	Indiana St.73
69	Detroit67
71	Virginia Tech †68
54	West Virginia †79
78	Marist †89
84	San Diego St.73
71	Temple76
75	Northwestern77
65	Illinois St.57
69	Indiana77
64	Davidson71
83	Culver-Stockton52
68	Northern Ill.70
74	Ball St.61
68	Toledo80
86	Central Mich.76
84	Eastern Mich.80
72	Bowling Green63
36	Akron69
85	Buffalo64
59	Miami (Ohio)62
73	Ohio78
79	Kent St.57
66	Central Mich.71
89	Valparaiso80
80	Eastern Mich.61
75	Toledo79
68	Northern Ill.54
71	Ball St.67
67	Northern Ill. †62
66	Kent St. †75

Nickname: Broncos
 Colors: Brown & Gold
 Arena: University Arena
 Capacity: 5,421; Year Built: 1957
 AD: Kathy Beauregard
 SID: Matt Holmes

WESTERN NEW ENG.

Springfield, MA 01119 III

Coach: Mike Theulen, Keene St. 1980

2006-07 RESULTS (22-8)

59	Bates †66
55	Williams70
62	Tufts70
53	Norwich36
56	Amherst92
75	Westfield St. †73
61	MIT52
70	Curry53
61	Emmanuel (Mass.)57
61	Nichols66
78	Suffolk55
86	Daniel Webster68
56	Norwich47
60	Rivier64
51	Emerson53
60	Johnson & Wales (RI)55
72	Albertus Magnus55
71	Emmanuel (Mass.)67
87	Suffolk69
80	Daniel Webster46
70	Rivier47
68	Emerson46
69	Johnson & Wales (RI)64
69	Albertus Magnus54
92	Southern Vt.54
81	Daniel Webster50
62	Emmanuel (Mass.)71
74	Castleton58
74	Endicott57
68	St. Joseph's (Me.)62

Nickname: Golden Bears
 Colors: Royal Blue & Gold
 Arena: Alumni Healthful Living Center
 Capacity: 2,000; Year Built: 1993
 AD: Michael Theulen
 SID: Ken Cerino

WESTERN N.M.

Silver City, NM 88062 II

Coach: Mark Coleman, St. Lawrence 1983

2006-07 RESULTS (12-15)

82	Grand Canyon75
90	Tex. Permian Basin84
83	Hawaii-Hilo70
77	Fort Lewis †79
62	Hawaii-Hilo78
63	Grand Canyon79
62	Neb.-Kearney76
97	Chadron St.84
50	Colorado Mines79
76	New Mexico St.100
108	S'western (Ariz.)63
89	UC-Colo. Springs65
62	Regis (Colo.)37
68	Colo. Christian71
67	Metro St.78
65	Adams St.79
63	Colorado St.-Pueblo73
69	Fort Lewis63
67	Mesa St.71
57	N.M. Highlands52
74	Western St.82
63	Mesa St.80
65	Fort Lewis77
90	N.M. Highlands83
76	Western St.61
75	Colorado St.-Pueblo62
73	Adams St.82

Nickname: Mustangs
 Colors: Purple & Gold
 Arena: Mustang Field House
 Capacity: 2,000; Year Built: 1957
 AD: Scott Woodard
 SID: Kent Beatty

WESTERN ORE.

Monmouth, OR 97361-1394 II

Coach: Craig Stanger, BYU 1992

2006-07 RESULTS (10-17)

54	Cal St. Chico83
82	Humboldt St. †89
97	Corban96
58	Oregon St.71
69	Southern Ore.84
122	Cal St. Monterey Bay †126
80	Notre Dame de Namur †71
94	Willamette57
40	BYU102
74	North Dakota72
84	Shepherd81
94	Western Wash.97
73	St. Martin's74
74	Seattle Pacific86
65	Central Wash.70
79	Alas. Fairbanks64
49	Alas. Anchorage70
70	Northwest Nazarene74
81	Alas. Anchorage73
76	Alas. Fairbanks79
69	Seattle67
61	Seattle Pacific72
68	Central Wash.69
69	Northwest Nazarene85
93	Western Wash.91
94	St. Martin's83
68	Seattle82

Nickname: Wolves
 Colors: Crimson Red & White
 Arena: Physical Education Building
 Capacity: 2,473; Year Built: 1972

AD: Jon Carey
 SID: Russ Blunck

WESTERN ST.

Gunnison, CO 81231 II

Coach: Al Sokaitis, Mass. Liberal Arts 1976

2006-07 RESULTS (12-15)

66	Eastern N.M.64
57	Fort Hays St. †62
72	Johnson & Wales (CO)63
74	Okla. Panhandle64
57	Minn. St. Mankato74
61	Colorado Mines46
90	Johnson & Wales (CO)50
72	Regis (Colo.)67
71	UC-Colo. Springs84
55	Southern Utah66
71	Metro St.81
62	Colo. Christian55
60	Colorado Col.38
67	Neb.-Kearney84
69	Chadron St.70
66	Mesa St.85
67	Fort Lewis79
42	Colorado St.-Pueblo71
51	Adams St.64
82	Western N.M.74
63	N.M. Highlands71
62	Colorado St.-Pueblo64
77	Adams St.70
67	N.M. Highlands51
61	Western N.M.76
103	Fort Lewis95
71	Mesa St.78

Nickname: Mountaineers
 Colors: Crimson & Slate
 Arena: Paul Wright Gymnasium
 Capacity: 1,800; Year Built: 1951
 AD: Greg Waggoner
 SID: Bobby Heiken

WESTERN WASH.

Bellingham, WA 98225 II

Coach: Brad Jackson, Washington St. 1975

2006-07 RESULTS (11-15)

89	Multnomah Bible47
66	Cal Poly Pomona †75
67	Cal St. L.A. †66
96	Northwest (Wash.)88
77	Grand Canyon67
75	Hawaii-Hilo67
70	Notre Dame de Namur84
64	Cal Poly Pomona †67
67	Cal St. San B'dino †86
90	Dixie St.72
97	Western Ore.94
72	Northwest Nazarene95
86	Seattle80
65	Seattle Pacific80
79	Central Wash.77
72	Alas. Anchorage92
64	Alas. Fairbanks73
68	Central Wash.82
64	St. Martin's67
61	Seattle76
62	Alas. Fairbanks84
61	Alas. Anchorage77
93	Northwest Nazarene82
91	Western Ore.93
64	Seattle Pacific70
86	St. Martin's69

Nickname: Vikings
 Colors: Blue, Silver & White
 Arena: Sam Carver Gymnasium
 Capacity: 2,534; Year Built: 1961
 AD: Lynda Goodrich
 SID: Paul Madison

WESTFIELD ST.
Westfield, MA 01086-1630..... III

Coach: Rich Sutter, St. Bonaventure
1984

2006-07 RESULTS (17-11)

98 Briar Cliff (Iowa) †	50
82 Mt. St. Mary (N.Y.)	69
84 Elms	75
84 Nichols	77
75 Springfield †	72
73 Western New Eng. †	75
86 Suffolk	61
79 Skidmore	64
92 Lesley	84
71 Western Conn. St.	79
76 Potsdam St. †	71
64 Trinity (Conn.)	77
58 Bridgewater St.	73
75 Worcester St.	65
59 Salem St.	75
65 Fisher	81
82 Fitchburg St.	68
82 Framingham St.	79
95 Mass. Liberal Arts	67
74 Bridgewater St.	75
67 Worcester St.	76
67 Salem St.	76
53 Fitchburg St.	58
93 Framingham St.	75
101 Mass. Liberal Arts	91
98 Framingham St.	83
59 Bridgewater St. †	49
62 Salem St.	72

Nickname: Owls
Colors: Blue & White
Arena: Woodward Center
Capacity: 1,100; Year Built: 2004
AD: Richard Lenfest/Vicky Carwein
SID: Mickey Curtis

WESTMINSTER (MO.)
Fulton, MO 65251-1299..... III

Coach: Matt Mitchell, Arkansas 1987

2006-07 RESULTS (15-9)

77 Rhodes	74
60 Hendrix †	59
66 Central (Iowa)	64
40 Central Mo.	77
72 Principia	48
56 Illinois Col.	59
85 Baptist Bible (Mo.)	41
70 MacMurray	73
61 Webster	60
85 Lincoln Christian	64
76 Eureka	67
58 Fontbonne	76
55 Maryville (Mo.)	58
48 Blackburn	62
75 Greenville	67
72 Principia	64
73 Webster	86
95 MacMurray	85
53 Fontbonne	79
75 Lincoln Christian	63
81 Eureka	64
91 Maryville (Mo.)	75
65 Blackburn	62
77 Greenville	85

Nickname: Blue Jays
Colors: Blue & White
Arena: Westminster Gym
Capacity: 1,000; Year Built: 1928
AD: Matt Mitchell
SID: To be named

WESTMINSTER (PA.)
New Wilmington, PA 16172..... III

Coach: Larry Ondako, Westminster
(Pa.) 1993

2006-07 RESULTS (18-9)

83 Lynchburg	101
84 Hampden-Sydney	93
82 Pitt-Bradford	86
92 La Roche	89
80 Geneva	83
102 Allegheny	97
88 Wash. & Jeff.	73
73 Penn St.-Behrend	55
99 Pitt-Greensburg	94
90 Hanover	116
80 Olivet †	67
98 Marietta	73
89 Thomas More	79
93 St. Vincent	89
92 Waynesburg	90
91 Grove City	101
96 Bethany (W.V.)	82
78 Thiel	66
87 Wash. & Jeff.	89
94 St. Vincent	86
76 Thomas More	63
71 Grove City	59
84 Waynesburg	82
92 Thiel	74
102 Bethany (W.V.)	90
67 Grove City	86
83 John Carroll	87

Nickname: Titans
Colors: Blue & White
Arena: Buzz Ridl Gymnasium
Capacity: 2,300; Year Built: 1950
AD: James E. Dafler
SID: Justin Zackal

WHEATON (ILL.)
Wheaton, IL 60187-5593..... III

Coach: Bill Harris, Gordon 1970

2006-07 RESULTS (17-9)

81 Franklin	78
67 Whitworth	70
70 Benedictine (Ill.)	58
77 Chicago	81
73 Calvin †	62
73 Hope †	70
112 Principia	52
39 Northwestern	41
93 Nazareth †	89
60 Rivier †	44
75 Baruch	66
47 North Central (Ill.)	52
69 Augustana (Ill.)	75
73 North Park	60
79 Ill. Wesleyan	65
77 Elmhurst	74
71 Millikin	57
68 North Central (Ill.)	79
71 Carthage	67
85 North Park	73
60 Augustana (Ill.)	63
93 Ill. Wesleyan	84
83 Millikin	72
74 Elmhurst	80
61 Carthage	59
82 Elmhurst †	85

Nickname: Thunder
Colors: Orange & Blue
Arena: King Arena
Capacity: 2,650; Year Built: 2000
AD: Tony Ladd
SID: Brett Marhanka

WHEATON (MASS.)
Norton, MA 02766..... III

Coach: Brian Walmsley, Bentley 1988

2006-07 RESULTS (11-15)

88 Husson †	82
78 Plymouth St.	86
83 Salve Regina	77
81 Emerson	76
77 Bridgewater St.	88
74 Connecticut Col.	77
67 Endicott	64
71 Fitchburg St. †	67
75 Salem St.	65
67 Babson	75
56 Coast Guard	69
96 Clark (Mass.)	89
53 MIT	65
74 Fitchburg St.	63
58 Springfield	70
60 Coast Guard	59
74 Tufts	89
64 WPI	67
71 MIT	52
71 Clark (Mass.)	75
72 Babson	82
69 Springfield	71
57 WPI	73
73 Roger Williams	83
61 Springfield	54
60 Coast Guard †	62

Nickname: Lyons
Colors: Royal & White
Arena: Emerson Gymnasium
Capacity: 1,000; Year Built: 1991
AD: Chad Yowell
SID: Scott Dietz

WHEELING JESUIT
Wheeling, WV 26003-6295..... II

Coach: Jay DeFruscio, Ursinus 1982

2006-07 RESULTS (18-10)

93 Pitt-Johnstown	88
63 Dist. Columbia †	66
113 Ohio-Eastern †	40
101 West Liberty St.	82
73 Indiana (Pa.)	53
65 California (Pa.)	88
104 Mansfield	81
73 Pitt-Johnstown	71
106 Ohio-Eastern	53
97 Salem Int'l.	72
95 Fairmont St.	68
101 Ohio Valley	83
99 Shepherd	85
91 West Va. Wesleyan	74
65 Alderson-Broaddus	72
86 West Liberty St.	95
93 Glenville St.	78
106 Ohio Valley	77
74 Bluefield St.	65
80 Concord	83
84 West Virginia St.	87
76 Fairmont St.	81
76 Davis & Elkins	68
75 Charleston (W.V.)	69
85 Shepherd	58
93 West Liberty St.	100
77 Salem Int'l.	81
69 Bluefield St.	71

Nickname: Cardinals
Colors: Red & Gold
Arena: Alma McDonough Center
Capacity: 2,200; Year Built: 1990
AD: Jay DeFruscio
SID: Chris Kregler

WHITMAN
Walla Walla, WA 99362..... III

Coach: Skip Molitor, Gonzaga 1974

2006-07 RESULTS (9-16)

71 Corban	85
69 Lewis & Clark	72
46 Pacific (Ore.)	65
77 Eastern Ore.	86
63 San Fran. St.	67
85 Warner Pacific	92
71 Biola	69
79 West Coast Chrst.	75
62 La Sierra	59
149 Redlands	153
63 George Fox	77
90 Linfield	88
101 Walla Walla	63
96 Pacific Lutheran	100
88 Puget Sound	102
59 Whitworth	62
80 Willamette	89
84 Lewis & Clark	103
69 Pacific (Ore.)	83
69 George Fox	59
60 Linfield	57
70 Pacific Lutheran	71
106 Puget Sound	99
72 Whitworth	84
81 Willamette	70

Nickname: Missionaries
Colors: Blue & Gold
Arena: Sherwood Center
Capacity: 2,000; Year Built: 1968
AD: Dean Snider
SID: Dave Holden

WHITTIER
Whittier, CA 90608-0634..... III

Coach: Rock Carter, Whittier 1989

2006-07 RESULTS (9-16)

60 Chapman	57
72 Whitworth †	81
78 La Sierra	62
100 LIFE Pacific †	64
62 Chapman †	94
88 Cal St. East Bay †	71
84 West Coast Baptist	77
83 La Sierra	75
88 Puget Sound	106
61 Anderson (Ind.)	75
65 Chapman	66
49 Cal Lutheran	64
63 La Verne	67
96 Caltech	41
71 Pomona-Pitzer	79
75 Claremont-M-S	65
122 Redlands	132
60 Occidental	82
67 Cal Lutheran	76
63 La Verne	67
71 Caltech	38
68 Pomona-Pitzer	80
38 Claremont-M-S	64
129 Redlands	136
61 Occidental	63

Nickname: Poets
Colors: Purple & Gold
Arena: Graham Athletics Center
Capacity: 2,200; Year Built: 1979
AD: Robert Coleman
SID: Mike Kennett

WHITWORTH
Spokane, WA 99251-2501..... III

Coach: Jim Hayford, Azusa Pacific 1989

2006-07 RESULTS (24-4)

95 Eastern †	67
70 Wheaton (Ill.)	67

68	Bethany Lutheran †	56
68	Cal Lutheran †	55
81	Whittier †	72
83	Caltech †	30
95	Walla Walla	75
62	Pacific (Ore.)	57
82	Lewis & Clark	73
76	UC Santa Cruz	52
89	UC Santa Cruz	44
77	Linfield	64
83	George Fox	53
72	Puget Sound	77
80	Pacific Lutheran	56
62	Whitman	59
79	Willamette	66
77	Pacific (Ore.)	69
60	Lewis & Clark	66
71	Linfield	58
90	George Fox	64
90	Puget Sound	95
65	Pacific Lutheran	63
84	Whitman	72
81	Willamette	66
69	Lewis & Clark	62
62	DePauw †	59
61	Washington-St. Louis	63

Nickname: Pirates
 Colors: Crimson & Black
 Arena: Whitworth Field House
 Capacity: 1,600; Year Built: 1960
 AD: Scott McQuilkin
 SID: Steve Flegel

WICHITA ST.

Wichita, KS 67260 I

Coach: Mark Turgeon, Kansas 1987

2006-07 RESULTS (17-14)

71	Rockhurst	47
76	Chicago St.	64
72	George Mason	66
57	LSU	53
85	UMKC	55
64	Syracuse	61
83	Wyoming †	69
102	Md.-East. Shore	46
74	Kennesaw St.	65
68	New Mexico †	71
56	Southern California †	60
59	UNI	63
68	Southern Ill.	73
84	Bradley	63
87	Missouri St.	95
63	Indiana St.	68
69	Evansville	56
62	Creighton	59
75	Illinois St.	83
83	Bradley	78
82	Drake	77
66	Evansville	61
67	UNI	61
46	Southern Ill.	54
61	Indiana St.	45
69	Illinois St.	64
58	Drake	62
58	Appalachian St.	60
65	Missouri St.	71
54	Creighton	71
64	Missouri St. †	67

Nickname: Shockers
 Colors: Yellow & Black
 Arena: Charles Koch Arena
 Capacity: 10,478; Year Built: 2003
 AD: Jim Schaus
 SID: Larry Rankin

WIDENER

Chester, PA 19013-5792 III

Coach: Chris Carideo, Widener 1996

2006-07 RESULTS (15-13)

91	Lincoln (Pa.) †	98
44	Frank. & Marsh	71

81	Chestnut Hill	58
81	King's (Pa.)	94
78	Moravian	65
69	Juniata	59
87	Immaculata	78
71	Phila. Biblical	75
61	Cabrini	46
75	Maryland Bible	46
70	Eastern	76
68	Rutgers-Camden	55
57	Albright	55
78	Susquehanna	63
71	Lebanon Valley	58
61	Messiah	74
70	Elizabethtown	65
61	Susquehanna	74
78	Lebanon Valley	87
62	Juniata	71
66	Albright	70
69	Elizabethtown	53
102	Moravian	108
59	Messiah	75
91	Messiah	84
63	Juniata	60
76	King's (Pa.)	63
70	Amherst	87

Nickname: Pride
 Colors: Blue & Gold
 Arena: Schwartz Center
 Capacity: 1,500; Year Built: 1971
 AD: Jack Shafer
 SID: Derek Crudele

WILKES

Wilkes-Barre, PA 18766 III

Coach: Jerry Rickrode, Skidmore 1985

2006-07 RESULTS (12-11)

78	Immaculata	72
65	Lycoming	48
66	Delaware Valley	77
87	Susquehanna	86
65	Clarkson	75
88	Penn St.-Harrisburg	53
83	Kean	73
72	Ursinus †	52
75	Misericordia †	73
100	Marywood	63
83	Baptist Bible (Pa.)	67
55	King's (Pa.)	76
58	DeSales	68
47	Scranton	70
49	Drew	58
63	FDU-Florham	70
51	DeSales	75
52	Lycoming	78
62	Delaware Valley	53
65	Scranton	81
78	FDU-Florham	89
66	King's (Pa.)	58
62	Drew	50

Nickname: Colonels
 Colors: Blue & Gold
 Arena: Arnaud Marts Sports Center
 Capacity: 3,500; Year Built: 1988
 AD: Addy Malatesta
 SID: John Seitzinger

WILLAMETTE

Salem, OR 97301-3931 III

Coach: Gordie James, Cal Poly Pomona 1964

2006-07 RESULTS (10-15)

77	Albertson	116
84	Eastern Ore. †	81
50	Claremont-M-S	60
68	Pomona-Pitzer †	80
137	Puget Sound	140
84	Pacific Lutheran	90
96	Concordia (Ore.)	93
66	Southern Ore.	51
57	Western Ore.	94

85	Cal Lutheran	72
64	Bethany (Kan.) †	79
66	Pacific (Ore.)	62
66	Lewis & Clark	76
52	George Fox	72
80	Linfield	68
66	Whitworth	79
89	Whitman	80
119	Puget Sound	108
90	Pacific Lutheran	67
60	Pacific (Ore.)	69
55	Lewis & Clark	60
84	George Fox	79
80	Linfield	83
66	Whitworth	81
70	Whitman	81

Nickname: Bearcats
 Colors: Cardinal & Old Gold
 Arena: Cone Fieldhouse
 Capacity: 2,600; Year Built: 1974
 AD: Mark Majeski
 SID: Cliff Voliva

WILLIAM & MARY

Williamsburg, VA 23187 I

Coach: Tony Shaver, North Carolina 1976

2006-07 RESULTS (15-15)

60	Kansas St.	70
77	Wagner	53
57	Holy Cross	66
63	Navy	79
59	Jacksonville St.	56
73	Cornell	68
60	Towson	73
61	North Fla.	44
70	UMBC	58
72	Hampton	67
61	Richmond	53
67	George Mason	63
60	Northeastern	57
57	Georgia St.	43
77	VCU	88
62	Delaware	77
63	George Mason	76
69	Hofstra	77
44	Old Dominion	59
81	Georgia St.	65
68	VCU	90
65	James Madison	62
61	UNC Wilmington	67
71	James Madison	56
61	UNC Wilmington	55
60	Drexel	47
45	Fairfield	61
57	Drexel	64
57	Old Dominion	62
68	Georgia St. †	70

Nickname: Tribe
 Colors: Green, Gold & Silver
 Arena: Kaplan Arena at William and Mary Hall
 Capacity: 8,600; Year Built: 1970
 AD: Edward C. Driscoll Jr.
 SID: Kris Sears

WM. PATERSON

Wayne, NJ 07470-2152 III

Coach: Jose Rebimbas, Seton Hall 1990

2006-07 RESULTS (15-10)

84	Wentworth Inst. †	69
55	Drew	37
78	City Tech	52
56	York (N.Y.)	65
63	Lehman	43
77	John Jay	45
66	Montclair St.	50
82	Rutgers-Camden	35
70	FDU-Florham	57
56	Seton Hall	83
63	CCNY	51

79	Tufts	57
66	Manhattanville	67
42	New Jersey City	56
69	Ramapo	72
70	Baruch	51
62	Rutgers-Newark	69
68	Rowan	66
53	TCNJ	56
77	Kean	73
48	Montclair St.	45
48	Richard Stockton	66
60	New Jersey City	71
64	Ramapo	67
66	Rutgers-Newark	61

Nickname: Pioneers
 Colors: Orange & Black
 Arena: Rec Center
 Capacity: 4,000; Year Built: 1984
 AD: Sabrina Grant
 SID: Brian Falzarano

WILLIAMS

Williamstown, MA 01267 III

Coach: David Paulsen, Williams 1987

2006-07 RESULTS (16-12)

81	Southern Vt.	79
70	Western New Eng.	55
69	Wesleyan (Conn.)	80
57	Rensselaer	64
56	Framingham St.	61
69	Montclair St. †	79
96	Skidmore	65
73	Union (N.Y.)	63
67	Springfield	65
74	Caltech	54
65	Occidental	78
45	Amherst	64
69	Bowdoin	64
62	Colby	55
60	Lasell	86
62	Trinity (Conn.)	65
51	Amherst	72
63	Hamilton	61
86	Middlebury	79
85	Keene St.	92
67	Bates	54
65	Tufts	82
61	Connecticut Col.	55
80	Wesleyan (Conn.)	65
84	Tufts	72
91	Trinity (Conn.) †	89
70	Amherst	69
66	Brockport St. †	74

Nickname: Ephs
 Colors: Purple
 Arena: Chandler Gymnasium
 Capacity: 1,564; Year Built: 1988
 AD: Lisa M. Melendy
 SID: Dick Quinn

WILMINGTON (DEL.)

New Castle, DE 19720 II

Coach: Kevin Welch, Bucknell 2004

2006-07 RESULTS (1-26)

57	West Chester	79
74	Millersville	113
61	Bloomsburg †	84
84	Kutztown	90
63	NYIT	81
53	Phila. Sciences	66
49	Philadelphia U.	78
77	Dominican (N.Y.)	85
76	Caldwell	83
76	Barry †	102
68	Lynn	115
67	Felician	92
62	Post	63
85	Nyack	106
80	Holy Family	89
85	Bloomfield	96
60	Caldwell	68

79	Goldey-Beacom	85
57	Phila. Sciences	68
69	Dominican (N.Y.)	87
60	Philadelphia U.	65
80	Felician	92
79	Bloomfield	80
88	Post	100
45	Holy Family	73
49	Goldey-Beacom	54
76	Nyack	70

Nickname: Wildcats
 Colors: Forest Green & White
 Arena: Pratt Center
 Capacity: 500; Year Built: 1986
 AD: Frank Aiello
 SID: Erin T. Harvey

WILMINGTON (OHIO)

Wilmington, OH 45177..... III

Coach: Scott Reule, Wilmington (Ohio) 2001

2006-07 RESULTS (13-13)

67	Anderson (Ind.) †	69
75	Defiance	65
75	UC Clermont	61
77	Thomas More	57
78	Heidelberg	90
76	Capital	83
75	Marietta	64
76	Oberlin	65
85	John Carroll	72
63	Ohio Wesleyan	60
60	Mt. St. Joseph	73
67	Otterbein	76
80	Mount Union	60
62	Ohio Northern	63
95	Baldwin-Wallace	88
65	Muskingum	55
89	Heidelberg	71
65	Capital	73
67	Marietta	64
67	Muskingum	71
75	Baldwin-Wallace	68
53	Ohio Northern	75
73	Mount Union	96
49	Otterbein	52
78	John Carroll	94
88	John Carroll	102

Nickname: Quakers
 Colors: Green & White
 Arena: Hermann Court
 Capacity: 3,000; Year Built: 1966
 AD: Terry A. Rupert
 SID: Jeff Hibbs

WINGATE

Wingate, NC 28174..... II

Coach: Parker Laketa, Kansas St. 1986

2006-07 RESULTS (25-9)

103	North Greenville	82
61	Lander	74
87	St. Andrews	67
83	Anderson (S.C.)	61
82	Seton Hill	76
90	S.C. Upstate	69
92	Anderson (S.C.)	71
74	Queens (N.C.)	68
78	Winona St. †	91
67	Drury †	81
79	Newberry	89
77	Lincoln Memorial	71
90	Catawba	81
87	Carson-Newman	74
84	Presbyterian	70
75	Mars Hill	70
82	Tusculum	72
67	Lenoir-Rhyne	79
89	Lincoln Memorial	86
105	Catawba	108
103	North Greenville	77
65	Tusculum	58

77	Presbyterian	88
96	Mars Hill	79
84	Newberry	87
81	Lenoir-Rhyne	67
122	Carson-Newman	116
66	Tusculum	56
73	Presbyterian †	64
97	Catawba †	82
72	Armstrong Atlantic †	68
79	Augusta St.	78
73	Virginia Union †	56
73	Cal St. San B'dino †	100

Nickname: Bulldogs
 Colors: Navy Blue & Old Gold
 Arena: Cuddy Arena
 Capacity: 2,300; Year Built: 1986
 AD: Steve Poston
 SID: David Sherwood

WINONA ST.

Winona, MN 55987-5838..... II

Coach: Mike Leaf, St. Mary's (Minn.) 1983

2006-07 RESULTS (35-1)

88	Bethany Lutheran	79
90	St. Joseph's (Ind.)	68
98	St. Mary's (Minn.)	54
90	Northern St.	62
77	Mary	57
119	North Central (Minn.)	38
80	Upper Iowa	62
84	Minn. Duluth	74
91	Wingate †	78
81	Hillsdale †	67
92	Wis.-Parkside	76
107	Wayne St. (Neb.)	74
76	Southwest Minn. St.	71
86	Concordia-St. Paul	83
69	Minn. St. Moorhead	66
82	Bemidji St.	37
93	Minn.-Crookston	79
76	Northern St.	66
80	Mary	63
79	Clarke	52
81	Upper Iowa	70
68	Southwest Minn. St.	59
80	Wayne St. (Neb.)	72
89	Minn. St. Moorhead	56
87	Concordia-St. Paul	68
104	Minn.-Crookston	66
76	Bemidji St.	60
94	Upper Iowa	63
87	Concordia-St. Paul	71
80	Southwest Minn. St.	70
100	St. Cloud St.	73
81	Neb.-Kearney	70
89	Minn. St. Mankato	76
64	Bentley †	51
90	Central Mo. †	85
75	Barton †	77

Nickname: Warriors
 Colors: Purple & White
 Arena: McCown Gymnasium
 Capacity: 3,500; Year Built: 1973
 AD: Larry Holstad
 SID: Michael Herzberg

WINSTON-SALEM

Winston-Salem, NC 27110..... II

Coach: Bobby Collins, Eastern Ky. 1991

2006-07 RESULTS (5-24)

63	Fresno St.	85
41	UC Irvine †	53
58	South Ala. †	76
67	Anderson (S.C.)	44
62	Auburn	95
87	Georgia St.	94
56	Coppin St.	81
41	Ga. Southern	70
46	Lipscomb	62
45	Notre Dame	90

49	Ga. Southern	59
43	South Fla.	63
67	Akron	79
32	Georgetown	76
43	Kansas	94
53	UAB	84
59	Towson	80
46	Georgia Tech	97
50	Morgan St.	53
77	Ferrum	56
81	Norfolk St.	71
63	North Dakota St.	87
56	Bethune-Cookman	48
68	Florida A&M	83
71	Wake Forest	87
77	Columbia Union	61
63	Alabama A&M	79
68	North Dakota St.	83
82	South Carolina St.	89

Nickname: Rams
 Colors: Scarlet & White
 Arena: C.E. Gaines Center
 Capacity: 3,100; Year Built: 1978
 AD: Percy Caldwell
 SID: Chris Zona

WINTHROP

Rock Hill, SC 29733..... I

Coach: Gregg Marshall, Randolph-Macon 1985

2006-07 RESULTS (29-5)

89	North Greenville	46
57	Iona †	38
66	North Carolina †	73
74	Mississippi St.	63
60	Maryland	71
90	Virginia Intermont	46
76	Presbyterian	51
72	Northern Ill.	62
79	Wisconsin	82
80	Limestone	46
74	Mt. St. Mary's	59
69	East Caro.	50
71	Old Dominion	65
51	Texas A&M	71
108	VMI	76
75	Charleston So.	52
68	Liberty	40
61	UNC Asheville	42
62	Radford	59
64	High Point	63
65	Coastal Caro.	63
109	VMI	96
88	UNC Asheville	69
80	Liberty	76
77	Radford	58
78	Charleston So.	54
77	Missouri St.	66
72	High Point	60
83	Coastal Caro.	69
72	Charleston So.	42
79	UNC Asheville	60
84	VMI	81
74	Notre Dame †	64
61	Oregon †	75

Nickname: Eagles
 Colors: Garnet & Gold
 Arena: Winthrop Coliseum
 Capacity: 6,100; Year Built: 1982
 AD: Thomas N. Hickman
 SID: Jack Frost

WISCONSIN

Madison, WI 53711..... I

Coach: Bo Ryan, Wilkes 1969

2006-07 RESULTS (30-6)

72	Mercer	48
79	Green Bay	62
92	Southern U.	39
64	Delaware St.	52
64	Missouri St. †	66

77	Auburn †	63
81	Florida St.	66
79	Florida Int'l	63
82	Winthrop	79
70	Marquette	66
68	Milwaukee	49
89	Pittsburgh	75
83	Pacific	47
98	Gardner-Webb	40
64	Georgia	54
68	Minnesota	45
72	Ohio St.	69
56	Northwestern	50
69	Purdue	64
71	Illinois	64
71	Michigan	58
57	Iowa	46
66	Indiana	71
69	Northwestern	52
71	Penn St.	58
74	Iowa	62
75	Minnesota	62
75	Penn St.	49
55	Michigan St.	64
48	Ohio St.	49
52	Michigan St.	50
70	Michigan St. †	57
53	Illinois †	41
49	Ohio St. †	66
76	A&M-Corpus Christi †	63
68	UNLV †	74

Nickname: Badgers
 Colors: Cardinal & White
 Arena: Kohl Center
 Capacity: 17,142; Year Built: 1998
 AD: Barry Alvarez
 SID: Brian Lucas

WIS. LUTHERAN

Milwaukee, WI 53226..... III

Coach: Skip Noon, Martin Luther 1986

2006-07 RESULTS (15-11)

62	Coe	93
94	Cornell College	87
77	Rockford	68
75	Lawrence †	89
90	Voorhees †	95
91	Dominican (Ill.)	85
91	Aurora	100
102	Northland Bapt.	53
90	Concordia (Ill.)	83
94	Concordia (Wis.)	90
65	Occidental	92
117	Caltech	57
71	Benedictine (Ill.)	72
63	Lakeland	80
63	Marian (Wis.)	81
105	Maranatha Baptist	48
62	Dominican (Ill.)	66
90	Edgewood	96
87	Aurora	82
98	Concordia (Ill.)	74
83	Rockford	53
100	Concordia (Wis.)	76
84	Benedictine (Ill.)	62
87	Lakeland	81
89	Maranatha Baptist	60
50	Lakeland	51

Nickname: Warriors
 Colors: Forest Green & White
 Arena: The REX
 Capacity: 2,500; Year Built: 1992
 AD: Edward Noon
 SID: Adam Heinzen

WIS.-EAU CLAIRE

Eau Claire, WI 54702-4004..... III

Coach: Terry Gibbons, Wis.-Oshkosh 1983

2006-07 RESULTS (10-16)

69	Alma †	61
59	Manchester	68
78	St. Mary's (Minn.)	65
42	Wis.-Stout	65
44	Wis.-La Crosse	60
63	Wis.-River Falls	62
75	Northland	47
72	St. Scholastica	60
90	Finlandia	57
73	Marian (Wis.)	54
70	Wartburg	75
61	Wis.-Whitewater	81
55	Wis.-Oshkosh	80
43	Wis.-Stevens Point	77
47	Wis.-Platteville	53
72	Wis.-Superior	65
65	Wis.-La Crosse	47
69	Wis.-Stout	80
58	Wis.-Platteville	61
61	Wis.-Stevens Point	90
75	Finlandia	69
66	Wis.-River Falls	68
54	Wis.-Oshkosh	77
56	Wis.-Superior	58
72	Wis.-Whitewater	73
55	Wis.-Stevens Point	89

Nickname: Blugolds
Colors: Navy Blue & Old Gold
Arena: W.L. Zorn Arena
Capacity: 2,450; Year Built: 1952
AD: Scott Kilgallon
SID: Tim Petermann

GREEN BAY

Green Bay, WI 54311-7001..... I

Coach: Tod Kowalczyk, Minn.-Duluth 1989

2006-07 RESULTS (18-15)

57	Oakland	74
62	Wisconsin	79
76	Northern Mich.	59
61	Eastern Ill.	63
73	North Dakota St.	85
76	Fairleigh Dickinson	67
52	Loyola (Ill.)	71
89	Central Mich.	71
92	Chicago St.	81
80	South Dakota St.	48
64	Michigan St.	76
90	Jacksonville St.	67
62	Michigan Tech	50
65	Bowling Green	62
42	Detroit	60
65	Cleveland St.	53
59	Youngstown St.	49
67	Wright St.	78
59	Butler	80
77	Ill.-Chicago	57
73	Milwaukee	67
54	Wright St.	65
72	Detroit	76
79	Cleveland St.	66
55	Youngstown St.	46
52	Loyola (Ill.)	69
65	Ill.-Chicago	55
82	Northern Ill.	76
58	Butler	68
73	Milwaukee	74
78	Cleveland St.	59
72	Youngstown St. †	55
51	Wright St.	67

Nickname: Phoenix
Colors: Green, White & Red
Arena: Resch Center
Capacity: 9,729; Year Built: 2002
AD: Ken Bothof
SID: Nick Brilowski

WIS.-LA CROSSE

La Crosse, WI 54601..... III

Coach: Ken Koelbl, Viterbo 1990

2006-07 RESULTS (19-8)

74	Loras	82
71	Viterbo	45
91	Lakeland	81
78	Ripon	62
57	Wis.-Whitewater	53
60	Wis.-Eau Claire	44
69	Wis.-Platteville	56
64	Wis.-Stevens Point	67
64	Carleton	75
62	St. Thomas (Minn.)	54
87	Calvin †	77
70	Ohio Northern †	73
57	Wis.-Stout	42
48	Wis.-Oshkosh	47
77	Wis.-Superior	65
72	Wis.-River Falls	81
47	Wis.-Eau Claire	65
67	Wis.-Whitewater	49
90	Wis.-Superior	67
73	Wis.-Oshkosh	62
65	Wis.-Stevens Point	68
54	Wis.-Platteville	32
80	Wis.-River Falls	63
69	Wis.-Stout	58
63	Wis.-Stout	58
66	Wis.-Oshkosh	61
68	Wis.-Stevens Point	83

Nickname: Eagles
Colors: Maroon & Gray
Arena: Mitchell Hall
Capacity: 2,880; Year Built: 1964
AD: Joe Baker
SID: David Johnson

MILWAUKEE

Milwaukee, WI 53211..... I

Coach: Rob Jeter, Wis.-Platteville 1991

2006-07 RESULTS (9-22)

72	Radford	60
54	Washington St.	74
60	UAB	75
59	Michigan	66
58	UNI	69
75	South Dakota St.	58
68	Tennessee Tech	78
61	Central Mich.	76
70	Oakland	76
60	Missouri St.	79
65	Youngstown St.	68
49	Wisconsin	68
73	Sam Houston St.	89
75	Wyoming	73
50	Butler	55
65	Detroit	64
74	Loyola (Ill.)	87
60	Cleveland St.	48
63	Youngstown St.	81
76	Ill.-Chicago	65
73	Wright St.	69
84	Detroit	91
67	Green Bay	73
57	Cleveland St.	56
47	Butler	66
50	Wright St.	76
56	Loyola (Ill.)	66
76	Drake	84
59	Ill.-Chicago	72
74	Green Bay	73
77	Ill.-Chicago	83

Nickname: Panthers
Colors: Green, White & Gold
Arena: Klotsche Center
Capacity: 5,000; Year Built: 1977
AD: Bud K. Haidet
SID: Kevin O'Connor

WIS.-OSHKOSH

Oshkosh, WI 54901-8683..... III

Coach: Ted Van Dellen, Wis.-Oshkosh 1978

2006-07 RESULTS (21-6)

82	Edgewood	56
76	Wis.-Stevens Point	89
76	Wis.-Superior	44
52	Elmhurst	55
64	Wis.-Stout	50
64	St. Norbert	52
88	Lawrence	75
78	Carroll (Wis.)	59
80	Tri-State †	50
75	Cardinal Stritch †	64
78	Mt. Mercy †	67
79	Wis.-Platteville	58
123	Grinnell	105
80	Wis.-Eau Claire	55
47	Wis.-La Crosse	48
69	Wis.-River Falls	66
65	Wis.-Whitewater	60
79	Wis.-Superior	53
72	Wis.-Stevens Point	55
90	Wis.-River Falls	67
62	Wis.-La Crosse	73
79	Wis.-Stout	61
77	Wis.-Eau Claire	54
71	Wis.-Whitewater	88
67	Wis.-Platteville	51
83	Wis.-River Falls	65
61	Wis.-La Crosse	66

Nickname: Titans
Colors: Black, Gold & White
Arena: Kolf Sports Center
Capacity: 5,800; Year Built: 1971
AD: Allen F. Ackerman
SID: Kennan Timm

WIS.-PARKSIDE

Kenosha, WI 53141-2000..... II

Coach: Luke Reigel, Wis.-Platteville 1997

2006-07 RESULTS (19-13)

79	S.C.-Aiken †	63
86	South Dakota †	75
73	Shippensburg †	66
69	Michigan Tech	80
82	Lake Superior St. †	65
92	Central St. (Ohio)	78
60	Rockhurst	54
75	Drury	84
62	SIU Edwardsville	66
72	Quincy	82
81	Saginaw Valley	64
94	Illinois Tech	59
111	Grace (Ind.)	60
76	Winona St.	92
80	Northern Ky.	73
93	Bellarmine	76
97	Cardinal Stritch	78
84	Lewis	62
92	Mo.-Rolla	97
74	Mo.-St. Louis	77
73	Ky. Wesleyan	72
80	Southern Ind.	75
61	St. Joseph's (Ind.)	63
72	Indianapolis	67
63	Bellarmine	71
66	Northern Ky.	70
89	Indianapolis	80
100	St. Joseph's (Ind.)	70
70	Lewis	69
73	Ky. Wesleyan	75
75	Drury †	88
60	Findlay	74

Nickname: Rangers
Colors: Green, White & Black
Arena: DeSimone Gymnasium
Capacity: 2,120; Year Built: 1970
AD: David C. Williams
SID: Steve Kratochvil

WIS.-PLATTEVILLE

Platteville, WI 53818-3099..... III

Coach: Paul Combs, Ripon 1993

2006-07 RESULTS (13-12)

75	Viterbo	60
78	Buena Vista	65
66	Dubuque †	61
81	Loras †	73
58	Wis.-Stout	52
56	Wis.-La Crosse	69
70	Wis.-River Falls	66
74	Robert Morris-S'fiel	82
64	Richard Stockton †	51
64	Randolph-Macon	68
58	Wis.-Oshkosh	79
67	Wis.-Superior	69
66	Wis.-Whitewater	63
53	Wis.-Eau Claire	67
68	Wis.-Stevens Point	73
56	Wis.-Stout	38
71	Clarke	74
61	Wis.-Eau Claire	58
52	Wis.-Whitewater	67
65	Wis.-River Falls	61
32	Wis.-La Crosse	54
72	Wis.-Superior	58
58	Wis.-Stevens Point	69
51	Wis.-Oshkosh	67
57	Wis.-Whitewater	58

Nickname: Pioneers
Colors: Blue & Orange
Arena: Williams Fieldhouse
Capacity: 2,300; Year Built: 1962
AD: Mark Molesworth
SID: Paul Erickson

WIS.-RIVER FALLS

River Falls, WI 54022..... III

Coach: Jeff Berkhof, Wis.-River Falls 1994

2006-07 RESULTS (10-16)

99	William Penn †	91
77	Bethel (Minn.)	107
73	Macalester	87
90	Wis.-Superior	65
73	Wis.-Stevens Point	81
62	Wis.-Eau Claire	63
66	Wis.-Platteville	70
96	Bethany Lutheran	74
97	Crown (Minn.)	57
72	Concordia-St. Paul	105
110	North Cent. (Minn.)	66
84	St. Thomas (Minn.)	87
93	Finlandia	54
86	Wis.-Whitewater	91
76	Wis.-Stout	62
66	Wis.-Oshkosh	69
81	Wis.-La Crosse	72
61	Wis.-Stevens Point	106
76	Wis.-Superior	68
67	Wis.-Oshkosh	90
78	Wis.-Stout	84
61	Wis.-Platteville	65
68	Wis.-Eau Claire	66
72	Wis.-Whitewater	93
63	Wis.-La Crosse	80
65	Wis.-Oshkosh	83

Nickname: Falcons
Colors: Red & White
Arena: Karges Center
Capacity: 2,000; Year Built: 1958
AD: Richard H. Bowen
SID: Jim Thies

WIS.-STEVENS POINT

Stevens Point, WI 54481..... III

Coach: Bob Semling, Wis.-Eau Claire
1981

2006-07 RESULTS (26-3)

93	Carroll (Wis.).....	75
70	Lawrence.....	67
90	Ripon.....	76
89	Wis.-Oshkosh.....	76
81	Wis.-River Falls.....	73
75	Wis.-Whitewater.....	73
67	Wis.-La Crosse.....	64
69	Edgewood.....	47
75	Viterbo.....	49
92	Northern Mich.....	101
71	Augustana (Ill.).....	68
101	Wis.-Superior.....	45
80	Wis.-Stout.....	50
97	Lakeland.....	59
77	Wis.-Eau Claire.....	43
73	Wis.-Platteville.....	68
106	Wis.-River Falls.....	61
55	Wis.-Oshkosh.....	72
90	Wis.-Eau Claire.....	61
68	Wis.-La Crosse.....	65
83	Wis.-Whitewater.....	80
73	Wis.-Stout.....	72
69	Wis.-Platteville.....	58
103	Wis.-Superior.....	64
89	Wis.-Eau Claire.....	55
94	Wis.-Whitewater.....	69
83	Wis.-La Crosse.....	68
93	St. John's (Minn.).....	76
66	Washington-St. Louis.....	78

Nickname: Pointers
Colors: Purple & Gold
Arena: Quandt Fieldhouse
Capacity: 3,281; Year Built: 1969
AD: Frank O'Brien
SID: Jim Strick

WIS.-STOUT

Menomonie, WI 54751-0790..... III

Coach: Ed Andrist, Wis.-Stout 1976

2006-07 RESULTS (12-13)

67	Bemidji St.....	49
78	Northland.....	51
65	Wis.-Eau Claire.....	42
52	Wis.-Platteville.....	58
76	Wis.-Superior.....	61
50	Wis.-Oshkosh.....	64
73	Finlandia.....	58
71	Northern Mich.....	95
57	Buena Vista †.....	56
79	SUNYIT †.....	62
59	Viterbo.....	55
76	Jamestown.....	68
42	Wis.-La Crosse.....	57
50	Wis.-Stevens Point.....	80
62	Wis.-River Falls.....	76
66	Wis.-Whitewater.....	79
38	Wis.-Platteville.....	56
80	Wis.-Eau Claire.....	69
59	Wis.-Whitewater.....	65
84	Wis.-River Falls.....	78
61	Wis.-Oshkosh.....	79
89	Wis.-Superior.....	74
72	Wis.-Stevens Point.....	73
58	Wis.-La Crosse.....	69
58	Wis.-La Crosse.....	63

Nickname: Blue Devils
Colors: Navy & White
Arena: Johnson Fieldhouse
Capacity: 1,800; Year Built: 1965
AD: Steve Terry
SID: Layne Pitt

WIS.-SUPERIOR

Superior, WI 54880-4500..... III

Coach: David Buchanan, Wis.-La Crosse
1995

2006-07 RESULTS (7-18)

86	Finlandia.....	88
72	St. Scholastica.....	79
65	Northland.....	72
65	Wis.-River Falls.....	90
70	St. Scholastica.....	67
44	Wis.-Oshkosh.....	76
61	Wis.-Stout.....	76
71	Wis.-Whitewater.....	82
72	Crown (Minn.).....	64
75	Bemidji St.....	69
45	Wis.-Stevens Point.....	101
69	Wis.-Platteville.....	67
83	Finlandia.....	71
65	Wis.-La Crosse.....	77
65	Wis.-Eau Claire.....	72
53	Wis.-Oshkosh.....	79
96	North Cent. (Minn.).....	80
68	Wis.-River Falls.....	76
67	Wis.-La Crosse.....	90
74	Northland.....	79
56	Wis.-Whitewater.....	98
74	Wis.-Stout.....	89
58	Wis.-Platteville.....	72
58	Wis.-Eau Claire.....	56
64	Wis.-Stevens Point.....	103

Nickname: Yellowjackets
Colors: Gold, Black, & White
Arena: Gates Fieldhouse
Capacity: 2,500; Year Built: 1966
AD: Steven E. Nelson
SID: Dan Laughlin

WIS.-WHITEWATER

Whitewater, WI 53190..... III

Coach: Pat Miller, Wis.-Whitewater 1989

2006-07 RESULTS (18-9)

85	Martin Luther.....	61
68	Ill. Wesleyan.....	69
74	Marian (Wis.).....	70
76	Beloit.....	51
53	Wis.-La Crosse.....	57
73	Wis.-Stevens Point.....	75
82	Wis.-Superior.....	71
126	Grinnell †.....	90
91	Elmhurst.....	98
93	Carroll (Wis.).....	81
81	Wis.-Eau Claire.....	61
91	Wis.-River Falls.....	86
92	Maranatha Baptist.....	27
63	Wis.-Platteville.....	66
79	Wis.-Stout.....	66
60	Wis.-Oshkosh.....	65
95	Milwaukee Engr.....	62
49	Wis.-La Crosse.....	67
65	Wis.-Stout.....	59
67	Wis.-Platteville.....	52
98	Wis.-Superior.....	56
80	Wis.-Stevens Point.....	83
93	Wis.-River Falls.....	72
88	Wis.-Oshkosh.....	71
73	Wis.-Eau Claire.....	72
58	Wis.-Platteville.....	57
69	Wis.-Stevens Point.....	94

Nickname: Warhawks
Colors: Purple & White
Arena: Williams Center
Capacity: 3,000; Year Built: 1967
AD: Paul Plinske
SID: Tom Fick

WITTENBERG

Springfield, OH 45504..... III

Coach: Bill L. Brown, Wittenberg 1973

2006-07 RESULTS (22-5)

57	Swarthmore †.....	46
68	Haverford †.....	53
73	Capital.....	68
66	Transylvania.....	59
100	Denison.....	85
66	Cedarville.....	61
65	Wooster.....	68
51	Ohio Northern.....	68
79	Otterbein.....	72
69	York (N.Y.).....	62
78	Ind.-Southeast.....	47
72	Kenyon.....	67
71	Oberlin.....	41
71	Earlham.....	60
72	Hiram.....	50
48	Ohio Wesleyan.....	70
83	Allegheny.....	51
64	Wabash.....	51
87	Denison.....	65
87	Earlham.....	40
74	Wooster.....	71
71	Ohio Wesleyan.....	64
78	Hiram.....	41
82	Wabash.....	59
57	Allegheny.....	62
72	Hiram.....	49
52	Ohio Wesleyan †.....	57

Nickname: Tigers
Colors: Red & White
Arena: Health, PE & Rec Center
Capacity: 3,000; Year Built: 1982
AD: Garnett Purnell
SID: Ryan Maurer

WOFFORD

Spartanburg, SC 29303-3663..... I

Coach: Mike Young, Emory & Henry
1986

2006-07 RESULTS (10-20)

88	North Carolina St.....	92
74	Erskine.....	58
96	Union (N.Y.).....	84
82	Jacksonville St.....	80
91	Cincinnati.....	90
74	James Madison.....	78
54	UNC Greensboro.....	77
75	Western Caro.....	81
49	Michigan.....	83
66	Clemson.....	90
76	Auburn.....	86
69	Elon.....	79
62	Charlotte.....	83
94	West Va. Wesleyan.....	60
71	Citadel.....	74
78	Ga. Southern.....	83
78	Davidson.....	83
65	Furman.....	68
66	Chattanooga.....	63
75	Col. of Charleston.....	77
74	Western Caro.....	77
71	Elon.....	64
80	UNC Greensboro.....	75
52	Appalachian St.....	72
61	Citadel.....	49
58	Col. of Charleston.....	71
73	Davidson.....	80
46	Ga. Southern.....	68
76	Furman.....	67
55	Chattanooga †.....	64

Nickname: Terriers
Colors: Old Gold & Black
Arena: Benjamin Johnson Arena
Capacity: 3,500; Year Built: 1981
AD: Richard Johnson
SID: Steve Shutt

WOOSTER

Wooster, OH 44691..... III

Coach: Steve Moore, Wittenberg 1974

2006-07 RESULTS (29-5)

128	Cabrini.....	71
85	Mount Union.....	60
85	Walsh.....	68
80	Georgetown (Ky.).....	73
84	Earlham.....	62
95	Oberlin.....	76
68	Wittenberg.....	65
104	Cedarville.....	95
97	Pomona-Pitzer.....	77
89	Cal Baptist.....	94
84	Ohio Northern.....	91
98	Calvin.....	82
96	Denison.....	67
97	Allegheny.....	87
96	Wabash.....	52
111	Hiram.....	57
61	Ohio Wesleyan.....	54
89	Kenyon.....	54
64	Earlham.....	51
109	Allegheny.....	71
71	Wittenberg.....	74
90	Hiram.....	73
68	Wabash.....	63
87	Kenyon.....	62
95	Ohio Wesleyan.....	89
94	Earlham.....	76
92	Wabash.....	80
86	Ohio Wesleyan.....	51
92	Transylvania.....	66
73	Centre.....	56
83	John Carroll †.....	73
94	Brockport St. †.....	87
60	Amherst †.....	67
84	Washington-St. Louis †.....	92

Nickname: Fighting Scots
Colors: Black & Old Gold
Arena: Timken Gymnasium
Capacity: 3,400; Year Built: 1968
AD: Keith D. Beckett
SID: Hugh Howard

WPI

Worcester, MA 01609..... III

Coach: Chris Bartley, Mass.-Lowell 1994

2006-07 RESULTS (22-4)

86	Becker.....	53
83	Nichols †.....	64
75	Bridgewater St.....	61
78	Salem St.....	87
83	Elms.....	65
74	Fitchburg St.....	54
81	Endicott.....	70
83	Case Reserve †.....	72
74	Milwaukee Engr.....	71
75	Lasell.....	64
82	Springfield.....	75
59	Babson.....	53
77	Clark (Mass.).....	61
64	MIT.....	43
76	Springfield.....	56
76	Coast Guard.....	68
67	Wheaton (Mass.).....	64
77	Clark (Mass.).....	53
69	Babson.....	79
89	Mass.-Boston.....	67
68	MIT.....	47
73	Wheaton (Mass.).....	57
67	Coast Guard.....	57
66	MIT.....	49
66	Coast Guard.....	71
57	Stevens Institute †.....	68

Nickname: Engineers
Colors: Crimson & Gray
Arena: Harrington Auditorium
Capacity: 3,000; Year Built: 1967
AD: Dana L. Harmon
SID: Rusty Eggen

WORCESTER ST.

Worcester, MA 01602-2597..... III

Coach: Dave Lindberg, Worcester St. 1991

2006-07 RESULTS (11-16)

65 Nichols †.....	91
79 Becker.....	55
64 Mass.-Dartmouth.....	90
68 Clark (Mass.).....	85
61 Pomona-Pitzer †.....	89
59 Luther †.....	56
81 Nichols.....	76
42 Amherst.....	70
65 Salve Regina.....	71
77 Becker.....	40
67 Fitchburg St.....	72
65 Anna Maria.....	60
65 Westfield St.....	75
91 Framingham St.....	73
70 Newbury.....	77
77 Mass. Liberal Arts.....	67
53 Bridgewater St.....	62
53 Elms.....	75
59 Salem St.....	74
52 Fitchburg St.....	67
76 Westfield St.....	67
89 Framingham St.....	84
87 Mass. Liberal Arts.....	69
71 Bridgewater St.....	79
72 Salem St.....	78
81 Fitchburg St.....	72
63 Salem St.....	74

Nickname: Lancers
 Colors: Royal Blue & Gold
 Arena: Lancer Gymnasium
 Capacity: 1,200; Year Built: 1953
 AD: Susan E. Chapman
 SID: John Meany

WRIGHT ST.

Dayton, OH 45435-0001..... I

Coach: Brad Brownell, DePauw 1991

2006-07 RESULTS (23-10)

57 Miami (Ohio).....	56
63 Coastal Caro.....	70
70 Chicago St.....	86
50 Detroit.....	49
49 Bradley.....	88
59 St. Bonaventure.....	57
72 Marshall.....	79
56 Bowling Green.....	59
63 Marist.....	53
63 Chicago St.....	62
45 LSU.....	71
61 Samford †.....	50
55 Mississippi Val. †.....	54
72 IPFW.....	58
76 Ill.-Chicago.....	62
42 Butler.....	73
81 Loyola (Ill.).....	55
78 Green Bay.....	67
78 Cleveland St.....	67
69 Milwaukee.....	73
62 Youngstown St.....	49
59 Loyola (Ill.).....	47
65 Green Bay.....	54
66 Detroit.....	59
76 Milwaukee.....	50
74 Ill.-Chicago.....	64
77 Butler.....	65
68 Cleveland St.....	55
77 Cal St. Fullerton.....	62
57 Youngstown St.....	72
67 Green Bay.....	51
60 Butler.....	55
58 Pittsburgh †.....	79

Nickname: Raiders
 Colors: Green & Gold
 Arena: Ervin J. Nutter Center
 Capacity: 11,019; Year Built: 1990
 AD: Michael J. Cusack
 SID: Robert J. Noss

WYOMING

Laramie, WY 82071-3414..... I

Coach: Steve McClain, Chadron St. 1984

2006-07 RESULTS (17-15)

94 Boise St.....	79
76 Montana.....	71
93 UAB.....	87
71 UAB.....	92
76 Colorado.....	73
78 Colorado Mines.....	67
73 Montana St. †.....	62
91 Denver.....	59
69 Wichita St. †.....	83
69 Lamar.....	64
58 Nebraska †.....	73
84 San Francisco †.....	81
78 Charlotte †.....	79
73 Milwaukee.....	75
66 San Diego St.....	65
86 UNLV.....	76
56 Air Force.....	58
81 BYU.....	89
60 Utah.....	62
75 Colorado St.....	70
71 TCU.....	56
83 New Mexico.....	91
43 Air Force.....	88
73 BYU.....	77
70 UNLV.....	80
80 San Diego St.....	71
86 Utah.....	78
68 Colorado St.....	86
58 TCU.....	77
76 New Mexico.....	67
67 Air Force †.....	62
84 BYU †.....	96

Nickname: Cowboys
 Colors: Brown & Gold
 Arena: Arena-Auditorium
 Capacity: 15,000; Year Built: 1982
 AD: Tom Burman
 SID: Tim Harkins

XAVIER

Cincinnati, OH 45207-7530..... I

Coach: Sean Miller, Pittsburgh 1992

2006-07 RESULTS (25-9)

79 Coastal Caro.....	46
70 VCU †.....	67
71 Villanova †.....	66
56 Alabama †.....	63
86 American.....	68
68 Miami (Ohio).....	53
95 Western Caro.....	61
88 Detroit.....	55
67 Creighton.....	73
57 Cincinnati.....	67
76 Arizona St.....	58
67 Bucknell.....	68
65 Illinois †.....	59
76 Kansas St. †.....	66
76 Temple.....	68
71 Fordham.....	56
65 St. Louis.....	76
83 Massachusetts.....	77
74 St. Joseph's.....	82
92 St. Bonaventure.....	66
83 Dayton.....	67
91 Duquesne.....	93
91 Charlotte.....	57
76 St. Louis.....	57
87 George Washington.....	58
71 Richmond.....	50
98 Rhode Island.....	72
75 Dayton.....	67
72 St. Joseph's.....	62
76 La Salle.....	65
72 Dayton †.....	51
71 Rhode Island †.....	79
79 BYU †.....	77
71 Ohio St. †.....	78

Nickname: Musketeers
 Colors: Blue, Gray & White
 Arena: Cintas Center
 Capacity: 10,250; Year Built: 2000
 AD: Mike Bobinski
 SID: Tom Eiser

YALE

New Haven, CT 06520-8216..... I

Coach: James Jones, Albany (N.Y.) 1986

2006-07 RESULTS (14-13)

98 Allegheny.....	55
65 Ohio.....	73
62 Dayton.....	73
57 Bucknell.....	72
58 Holy Cross.....	63
65 Wagner.....	72
80 Sacred Heart.....	90
70 American.....	53
65 Hartford.....	66
69 Massachusetts.....	78
74 Navy.....	59
56 Boston College.....	72
74 Longwood.....	62
56 Brown.....	42
71 Brown.....	76
88 Harvard.....	78
71 Dartmouth.....	64
43 Princeton.....	35
77 Penn.....	68
85 Columbia.....	71
59 Cornell.....	60
69 Dartmouth.....	64
86 Harvard.....	71
68 Cornell.....	55
64 Columbia.....	82
58 Penn.....	86
52 Princeton.....	51

Nickname: Elis, Bulldogs
 Colors: Yale Blue & White
 Arena: John J. Lee Amphitheater
 Capacity: 3,100; Year Built: 1932
 AD: Thomas A. Beckett
 SID: Tim Bennett

YESHIVA

New York, NY 10033-3201..... III

Coach: Jonathan Halpert, Yeshiva 1966

2006-07 RESULTS (15-11)

65 Ramapo.....	76
71 Berkeley †.....	45
64 Baruch.....	74
64 Manhattanville.....	72
88 Mt. St. Vincent.....	78
55 Farmingdale St.....	57
61 Maritime (N.Y.).....	49
68 Lehman.....	44
84 Medgar Evers.....	70
101 CCNY.....	98
54 Dallas.....	46
66 Polytechnic (N.Y.).....	47
49 Stevens Institute.....	53
70 Old Westbury.....	62
59 Brooklyn.....	54
70 Merchant Marine.....	60
49 St. Joseph's (L.I.).....	66
68 Mt. St. Mary (N.Y.).....	57
60 Farmingdale St.....	64
65 Mt. St. Vincent.....	51
56 Manhattanville.....	62
87 Centenary (N.J.).....	66
60 Old Westbury.....	75
42 St. Joseph's (L.I.).....	60
84 Maritime (N.Y.).....	69
51 Stevens Institute.....	87

Nickname: Maccabees
 Colors: Royal Blue & White
 Arena: Max Stern Athletic Center
 Capacity: 1,100; Year Built: 1985
 AD: Joe Bednarsh
 SID: Michael Gurock

YORK (N.Y.)

Jamaica, NY 11451..... III

Coach: Ronald St. John, York (N.Y.) 1980

2006-07 RESULTS (18-11)

98 Chris. Newport.....	92
65 Wm. Paterson.....	56
36 New York U.....	56
74 Rutgers-Newark.....	80
70 N.C. Wesleyan.....	78
64 Wesley †.....	54
89 Brooklyn.....	67
69 Medgar Evers.....	58
76 St. Joseph's (L.I.).....	69
60 Rochester Inst.....	64
62 Wittenberg.....	69
83 Thiel †.....	71
69 St. Joseph's (Me.).....	71
69 Staten Island.....	57
78 Baruch.....	64
76 Lehman.....	63
86 City Tech.....	67
62 Ramapo.....	81
65 CCNY.....	50
72 John Jay.....	75
74 Brooklyn.....	56
92 Hunter.....	73
90 Medgar Evers.....	80
58 Staten Island.....	74
79 City Tech.....	82
81 Hunter †.....	62
65 CCNY.....	62
56 Staten Island †.....	54
68 Ramapo.....	77

Nickname: Cardinals
 Colors: Red & White
 Arena: Health & P.E. Complex
 Capacity: 1,200; Year Built: 1990
 AD: Ronald St. John
 SID: Jessica Cherry

YORK (PA.)

York, PA 17405-7199..... III

Coach: Jeff Gamber, Millersville 1968

2006-07 RESULTS (16-10)

69 Villa Julie.....	71
58 Gettysburg.....	42
72 Albright.....	70
69 Goucher.....	55
81 Salisbury.....	93
96 Gallaudet.....	79
52 Mary Washington.....	55
70 Juniata.....	57
84 Susquehanna.....	69
63 St. John Fisher.....	77
91 King's (Pa.).....	87
75 Hobart.....	70
63 Richard Stockton.....	65
81 St. Mary's (Md.).....	75
61 Catholic.....	78
96 Marymount (Va.).....	75
78 Hood.....	80
91 Goucher.....	78
84 Salisbury.....	74
78 Gallaudet.....	73
90 Mary Washington.....	75
85 St. Mary's (Md.).....	95
67 Catholic.....	63
94 Marymount (Va.).....	82
71 Hood.....	78
76 Mary Washington.....	78

Nickname: Spartans
 Colors: Kelly Green & White
 Arena: Charles Wolf Gymnasium
 Capacity: 1,712; Year Built: 2006
 AD: Sean Sullivan
 SID: Scott Guise

YOUNGSTOWN ST.

Youngstown, OH 44555-0001 I

Coach: Jerry Slocum, King's (N.Y.) 1975

2006-07 RESULTS (14-17)

74	Central Mich. †	50
61	Michigan St.	86
75	Duquesne	81
95	Slippery Rock	57
56	Michigan	65
57	Ohio St. †	91
59	Canisius	71
64	Ill.-Chicago	80
70	Lock Haven	36
68	Milwaukee	65
78	Robert Morris	79
78	James Madison	58
62	Kent St.	58
76	Loyola (Ill.)	71
61	Akron	70
51	Detroit	66
49	Green Bay	59
81	Milwaukee	63
39	Butler	67
68	Cleveland St.	63
49	Wright St.	62
68	Loyola (Ill.)	80
58	Butler	71
92	Ill.-Chicago	87
46	Green Bay	55
82	Detroit	70
66	Eastern Ky.	61
72	Wright St.	57
55	Cleveland St.	68
82	Detroit	80
55	Green Bay †	72

Nickname: Penguins

Colors: Red & White

Arena: Beeghly Center

Capacity: 6,400; Year Built: 1972

AD: Ron Strollo

SID: Trevor Parks

