

RECORDS



Official 2006 NCAA® Men's Basketball Records Book

Individual and Team Records for All Divisions

Includes Single-Game, Season
and Career Statistics

Coaching Records

Championship Results

2005 Statistical Leaders

All-Americans

Award Winners

Week-by-Week Polls

Attendance Records

2005 Conference Standings

Single-Game Highs

Rules History



RECORDS



Official 2006 NCAA® Men's Basketball Records Book

Individual and Team Records for All Divisions

Includes Single-Game, Season
and Career Statistics

Coaching Records

Championship Results

2005 Statistical Leaders

All-Americans

Award Winners

Week-by-Week Polls

Attendance Records

2005 Conference Standings

Single-Game Highs

Rules History

NCAA®

Photo by Ryan McKee/NCAA Photos



THE NATIONAL COLLEGIATE ATHLETIC ASSOCIATION

P.O. Box 6222, Indianapolis, Indiana 46206-6222

317/917-6222

www.ncaa.org

November 2005

Compiled By:

Gary K. Johnson, *Associate Director of Statistics.*

Sean W. Straziscar, *Associate Director of Statistics.*

J.D. Hamilton, *Assistant Director of Statistics.*

Distributed to sports information directors and conference publicity directors.

NCAA, NCAA logo and National Collegiate Athletic Association are registered marks of the Association and use in any manner is prohibited unless prior approval is obtained from the Association.

Copyright, 2005, by the National Collegiate Athletic Association.

Printed in the United States of America.

ISSN 1089-5280

NCAA 52046-11/05

Contents

New to This Book	4
School Name-Change/Abbreviation Key	5
Division I Records	9
Division II Records	83
Division III Records	101
Individual Collegiate Records.....	117
Award Winners.....	127
Coaching Records.....	145
Championships.....	173
Statistical Leaders	209
Attendance Records.....	233
Playing-Rules History.....	243
Conferences	253
2005 Results	279




Photo by Dan Koeck/NCAA Photos

Photo by Ryan McKee/NCAA Photos



New To this Book

Division I

Record	Page(s)
Longest Time Holding an Opponent Scoreless	13
Most Defeats in a Winless Season	14
Year-by-Year Numbers List for Players Who Declared Early for the NBA Draft	32
Year-by-Year Numbers List for Foreign Players on Division I Teams	32

Coaching Records

Record	Page(s)
Coaches with 100 or More Wins at four Division I Schools	164
Coaches with 100 or More Wins at three Division I Schools.....	164
Coaches with 200 or More Wins at two Division I Schools	164

Championships

	Page(s)
Record for Individual Tournament Rebounds in a Career Since 1973 (Division I).....	179
Record for Individual Tournament Rebounding Average in a Career Since 1973 (Division I)	179

Attendance Records

	Page(s)
Year-by-Year List for Largest Attendance Increase from the Previous Season (Division I)	239
Year-by-Year List for the All-Games Attendance Champion (Division I).....	240

Playing-Rules History (Division I Firsts)

	Page(s)
First Coach to Take three Different Teams to the Final Four.....	251

School Name- Change/ Abbreviation Key

The following players changed their names after their collegiate careers ended. They are listed throughout the book by the names under which they played in college (those listed at the left). Their current names are listed below. In addition, various schools have changed their name. The current school name is listed along with other names by which the schools have been referred.

PLAYER name changes

Name as a collegian:	Changed to:
Lew Alcindor (UCLA)	Kareem Abdul-Jabbar
Walt Hazzard (UCLA)	Mahdi Abdul-Rahmad
Chris Jackson (LSU)	Mahmoud Abdul-Rauf
Akeem Olajuwon (Houston)	Hakeem Olajuwon
Don Smith (Iowa St.)	Zaid Abdul-Aziz
Keith Wilkes (UCLA)	Jamaal Wilkes
Jason Williams (Duke)	Jay Williams

SCHOOL name changes

Current school name:	Changed from:
Albertson	Col. of Idaho
Alcorn St.	Alcorn A&M
Alliant Int'l	U.S. Int'l; Cal Western
Arcadia	Beaver
Ark.-Pine Bluff	Arkansas AM&N
Armstrong Atlantic	Armstrong St.
Auburn	Alabama Poly
Augusta St.	Augusta
Bemidji St.	Bemidji Teachers
Benedictine (Ill.)	Ill. Benedictine
Bradley	Bradley Tech
UC Davis	California Aggies
Cal St. East Bay	Cal St. Hayward
Cal St. Fullerton	Orange County State College; Orange St.
Cal St. L.A.	Cal St. Los Angeles
Cal St. Northridge	San Fernando Valley St.
Case Reserve	Case Institute of Technology
Central Okla.	Central St. (Okla.)
Charleston So.	Baptist (S.C.)
Charleston (W.V.)	Morris Harvey
Charlotte	UNC Charlotte
Chattanooga	Tenn.-Chatt.
Cleveland St.	Fenn
Colorado St.	Colorado A&M
Colorado St.-Pueblo	Southern Colo.
Columbus St.	Columbus
Concordia (Calif.)	Christ College-Irvine
Concordia (Ill.)	Concordia Teachers
Crown	St. Paul Bible
DeSales	Allentown
Detroit	Detroit Mercy; Detroit Tech
Dist. of Columbia	D.C. Teachers; Federal City
Dominican	Rosary
Drexel	Drexel Tech
Duke	Trinity (N.C.)
Eastern Mich.	Michigan Normal
Emporia St.	Kansas St. Normal
FDU-Florham	FDU-Madison
Fresno St.	Fresno Pacific
Ga. Southern	Georgia Teachers
Ill.-Chicago	Ill.-Chicago Circle
Illinois St.	Illinois St. Normal; Illinois Normal
Indiana (Pa.)	Indiana St. (Pa.)
Indianapolis	Indiana Central
Iowa	State University of Iowa
Iowa St.	Ames
James Madison	Madison
Johnson C. Smith	Johnson Smith
Kansas St.	Kansas Aggies
Kent St.	Kent
La Sierra	Loma Linda



Photo by Andres Alonzo/NCAA Photos

Photo by Ryan McKee/NCAA Photos



Current school name:

Changed from:

Lamar	Lamar Tech
Liberty	Lynchburg Baptist; Liberty Baptist
La.-Lafayette	Southwestern La.
La.-Monroe	Northeast La.
Loyola Marymount	Loyola U. of L.A.
Lynn	College of Boca Raton
Lyon	Arkansas College
Maritime (N.Y.)	N.Y. Maritime
Martin Luther	Northwestern (Wis.)
Marycrest Int'l	Teikyo Marycrest
Md.-East. Shore	Maryland St.
Massachusetts	Massachusetts St.; Massachusetts Agriculture Col.
Mass. Liberal Arts	North Adams St.
Mass.-Dartmouth	Southeastern Mass.
Mass.-Lowell	Lowell; Lowell St.; Lowell Tech
McDaniel	Western Md.
Memphis	Memphis St.
Minn. St. Mankato	Mankato Teachers; Mankato St.
Minn. St. Moorhead	Moorhead St.; Moorhead Teachers
Missouri St.	Southwest Mo. St.
Mont. St.-Billings	Eastern Montana
Montana St.-Northern	Northern Montana
Murray St.	Murray Teachers
Neb.-Kearney	Kearney St.
Neb.-Omaha	Omaha
New England U.	St. Francis (Me.)
New Jersey City	Jersey City St.
N.J. Inst. of Tech.	Newark Engineering
New Mexico St.	New Mexico A&M
New Orleans	Louisiana St. (N.O.)
North Ala.	Florence St.
N.C. Central	North Caro. College
UNC Pembroke	Pembroke St.
North Central (Ill.)	North Central
North Central Texas	Cooke County
North Texas	North Tex. St.
Northeastern St.	Northeastern Okla. St.
Northern Ariz.	Arizona St.-Flagstaff; Flagstaff Teachers
Northern Colo.	Colorado St. College
Oklahoma St.	Oklahoma A&M
Old Dominion	William & Mary (Norfolk)
Pepperdine	George Pepperdine
Phila. Sciences	Philadelphia Pharmacy
Philadelphia U.	Philadelphia Textile
Polytechnic (N.Y.)	New York Poly; Brooklyn Poly
Post	Teikyo Post; Post
Rhodes	Southwestern (Tenn.)
Rice	Rice Institute
Richard Stockton	Stockton St.
Rochester Inst.	Mechanics Institute
Rowan	Glassboro St.
Salem Int'l	Salem-Teikyo; Salem
Southern Ind.	Indiana St.-Evansville
Southern Me.	Maine Portland-Gorham; Gorham St. (Me.)
Southern N.H.	New Hamp. Col.
Southern U.	Southern B.R.
Southwest Minn. St.	Southwest St.
Stevens Institute	Stevens Tech
Taylor-Ft. Wayne	Summit Christian
Tex. A&M-Commerce	East Texas St.
Tex. A&M-Kingsville	Texas A&I
Tex.-Pan American	Pan American
Texas St.	Southwest Tex. St.
Towson	Towson St.
Truman	Northeast Mo. St.; Truman St.
Tulsa	Henry Kendall
Washburn	Lincoln College
Washington-St. Louis	Washington (Mo.)
Washington St.	Washington Agricultural College
West Ala.	Livingston
West Tex. A&M	West Texas St.
Western Mich.	Western State Teachers
Western N.M.	New Mexico Western
Western Ore.	Oregon Tech; Oregon College of Education
Western St.	Colo. Western; Colorado Normal
Westmar	Western Union College; Teikyo Westmar
Wichita St.	Fairmount
Widener	Pennsylvania Military College
Wm. Paterson	Paterson St.
Wis.-Eau Claire	Eau Claire Teachers
Wis.-La Crosse	La Crosse Teachers
Wis.-River Falls	River Falls Teachers

Current school name:

Wis.-Superior Superior Normal; Superior St. Teachers
Xavier St. Xavier

Changed from:

SCHOOLS also known as

Current school name:

Also known as:

Air Force	U.S. Air Force Academy
Apprentice School	Newport News
Army	U.S. Military Academy; West Point
Baruch	Bernard M. Baruch
Case Reserve	Case Western Reserve
CCNY	City College of New York
City Tech	NYCCT; New York City Tech
Coast Guard	U.S. Coast Guard Academy
GC&SU	Georgia College & State University
Hawthorne	Nathaniel Hawthorne
IPFW	Indiana/Purdue-Ft. Wayne
IUPUI	Indiana/Purdue-Indianapolis
Lehman	Herbert H. Lehman
Lipscomb	David Lipscomb
Long Island	LIU-Brooklyn
LSU	Louisiana St.
Merchant Marine	King's Point; U.S. Merchant Marine Academy
MIT	Massachusetts Institute of Technology
Navy	U.S. Naval Academy
TCNJ	The College of New Jersey (was Trenton St.)
NYIT	New York Institute of Technology; New York Tech
Rochester Inst.	RIT
Sewanee	University of the South
TCU	Texas Christian
UAB	Ala.-Birmingham
UCF	Central Fla. (was Florida Tech)
UCLA	University of California, Los Angeles
UMBC	Md.-Balt. County
UMKC	Mo.-Kansas City
UNI	Northern Iowa (was Iowa Teachers)
UNLV	Nevada-Las Vegas (was Nevada Southern)
UTEP	Texas-El Paso (was Texas Western)
VMI	Va. Military
WPI	Worcester Poly Inst.

SCHOOL MERGERS

Current school name:

Two Schools Merged & Year:

Case Reserve Case Tech & Western Reserve; 1971-72
Mass.-Lowell Lowell St. & Lowell Tech; 1975-76



Photo by Dan Koeck/NCAA Photos



Division I Records

Individual Records	10
Team Records	12
All-Time Individual Leaders	14
Annual Individual Champions	29
Miscellaneous Player Information.....	32
All-Time Team Leaders	33
Annual Team Champions	40
Statistical Trends	45
All-Time Winningest Teams	46
Winningest Teams By Decade	50
Winningest Teams Over Periods of Time.....	51
Winning Streaks	53
Rivalries.....	53
Associated Press (A.P.) Poll Records.....	54
Week-by-Week A.P. Polls.....	61
Final Season Polls	76



Individual Records

Basketball records are confined to the "modern era," which began with the 1937-38 season, the first without the center jump after each goal scored. Except for the school's all-time won-lost record or coaches' records, only statistics achieved while an institution was an active member of the NCAA are included in team or individual categories. Official weekly statistics rankings in scoring and shooting began with the 1947-48 season; individual rebounds were added for the 1950-51 season, although team rebounds were not added until 1954-55. Assists were added in 1983-84, blocked shots and steals were added in 1985-86 and three-point field goals were added in 1986-87. Scoring, rebounding, assists, blocked shots and steals are ranked on total number and on per-game average; shooting, on percentage. In statistical rankings, the rounding of percentages and/or averages may indicate ties where none exist. In these cases, the numerical order of the rankings is accurate. In 1973, freshmen became eligible to compete on the varsity level.

Scoring

POINTS

Game

100—Frank Selvy, Furman vs. Newberry, Feb. 13, 1954 (41 FGs, 18 FTs)

Season

1,381—Pete Maravich, LSU, 1970 (522 FGs, 337 FTs, 31 games)

Career

3,667—Pete Maravich, LSU, 1968-70 (1,387 FGs, 893 FTs, 83 games)

POINTS VS. DIVISION I OPPONENT

Game

72—Kevin Bradshaw, U.S. Int'l vs. Loyola Marymount, Jan. 5, 1991

AVERAGE PER GAME

Season

44.5—Pete Maravich, LSU, 1970 (1,381 in 31)

Career

44.2—Pete Maravich, LSU, 1968-70 (3,667 in 83)

POINTS IN FIRST CAREER GAME

Game

52—Wilt Chamberlain, Kansas vs. Northwestern, Dec. 5, 1956

COMBINED POINTS, TWO TEAMMATES

Game

125—Frank Selvy (100) and Darrell Floyd (25), Furman vs. Newberry, Feb. 13, 1954

COMBINED POINTS, TWO TEAMMATES VS. DIVISION I OPPONENT

Game

92—Kevin Bradshaw (72) and Isaac Brown (20), U.S. Int'l vs. Loyola Marymount, Jan. 5, 1991

COMBINED POINTS, TWO OPPOSING PLAYERS ON DIVISION I TEAMS

Game

115—Pete Maravich (64), LSU and Dan Issel (51), Kentucky, Feb. 21, 1970

GAMES SCORING AT LEAST 50 POINTS

Season

10—Pete Maravich, LSU, 1970

Season—Consecutive Games

3—Pete Maravich, LSU, Feb. 10 to Feb. 15, 1969

Career

28—Pete Maravich, LSU, 1968-70

GAMES SCORING AT LEAST 40 POINTS

Career

56—Pete Maravich, LSU, 1968-70

GAMES SCORING IN DOUBLE FIGURES

Career

132—Danny Manning, Kansas, 1985-88

CONSECUTIVE GAMES

SCORING IN DOUBLE FIGURES

Career

115—Lionel Simmons, La Salle, 1987-90

Field Goals

FIELD GOALS

Game

41—Frank Selvy, Furman vs. Newberry, Feb. 13, 1954 (66 attempts)

Season

522—Pete Maravich, LSU, 1970 (1,168 attempts)

Career

1,387—Pete Maravich, LSU, 1968-70 (3,166 attempts)

CONSECUTIVE FIELD GOALS

Game

16—Doug Grayson, Kent St. vs. North Carolina, Dec. 6, 1967 (18 of 19)

Season

25—Ray Voelkel, American, 1978 (during nine games, Nov. 24-Dec. 16)

FIELD-GOAL ATTEMPTS

Game

71—Jay Handlan, Wash. & Lee vs. Furman, Feb. 17, 1951 (30 made)

Season

1,168—Pete Maravich, LSU, 1970 (522 made)

Career

3,166—Pete Maravich, LSU, 1968-70 (1,387 made)

FIELD-GOAL PERCENTAGE

Game

(Min. 15 made) 100%—Clifford Rozier, Louisville vs. Eastern Ky., Dec. 11, 1993 (15 of 15)

(Min. 20 made) 95.5%—Bill Walton, UCLA vs. Memphis, March 26, 1973 (21 of 22)

*Season

74.6%—Steve Johnson, Oregon St., 1981 (235 of 315)

*Based on qualifiers for national championship.

Career

(Min. 400 made and 4 made per game) 67.8%—Steve Johnson, Oregon St., 1976-81 (828 of 1,222)

Three-Point Field Goals

THREE-POINT FIELD GOALS

Game

15—Keith Veney, Marshall vs. Morehead St., Dec. 14, 1996 (25 attempts)

Season

158—Darrin Fitzgerald, Butler, 1987 (362 attempts)

Career

413—Curtis Staples, Virginia, 1995-98 (1,079 attempts)

THREE-POINT FIELD GOALS MADE PER GAME

Season

5.6—Darrin Fitzgerald, Butler, 1987 (158 in 28)

Career

(Min. 200 made) 4.6—Timothy Pollard, Mississippi Val., 1988-89 (256 in 56)

CONSECUTIVE THREE-POINT FIELD GOALS

Game

11—Gary Bossert, Niagara vs. Siena, Jan. 7, 1987

Season

15—Todd Leslie, Northwestern, 1990 (during four games, Dec. 15-28)

CONSECUTIVE GAMES MAKING A THREE-POINT FIELD GOAL

Season

38—Steve Kerr, Arizona, Nov. 27, 1987, to April 2, 1988

Career

88—Cory Bradford, Illinois, Nov. 10, 1998 to Feb. 10, 2001

THREE-POINT FIELD-GOAL ATTEMPTS

Game

27—Bruce Seals, Manhattan vs. Canisius, Jan. 31, 2000 (9 made)

Season

362—Darrin Fitzgerald, Butler, 1987 (158 made)

Career

1,079—Curtis Staples, Virginia, 1995-98 (413 made)

THREE-POINT FIELD-GOAL ATTEMPTS PER GAME

Season

12.9—Darrin Fitzgerald, Butler, 1987 (362 in 28)

Career

9.1—Keith Veney, Lamar & Marshall, 1993-94, 1996-97 (1,014 in 111)

THREE-POINT FIELD-GOAL PERCENTAGE

Game

(Min. 9 made) 100%—Mark Poag, Old Dominion vs. VMI, Nov. 25, 1997 (9 of 9); Markus Wilson, Evansville vs. Tenn.-Martin, Nov. 18, 1998 (9 of 9); Donnie McGrath, Providence vs. Virginia, Feb. 2, 2005 (9 of 9)

(Min. 12 made) 85.7%—Gary Bossert, Niagara vs. Siena, Jan. 7, 1987 (12 of 14)

Season

(Min. 50 made) 63.4%—Glenn Tropf, Holy Cross, 1988 (52 of 82)

(Min. 100 made) 57.3%—Steve Kerr, Arizona, 1988 (114 of 199)

Career

(Min. 200 made and 2.0 made per game) 49.7%—Tony Bennett, Wis.-Green Bay, 1989-92 (290 of 584)

(Min. 300 made) 46.4%—Ross Land, Northern Ariz., 1997-2000 (308 of 664)

Free Throws

FREE THROWS

Game

30—Pete Maravich, LSU vs. Oregon St., Dec. 22, 1969 (31 attempts)

Season

355—Frank Selvy, Furman, 1954 (444 attempts)

Career

(3 yrs.) 893—Pete Maravich, LSU, 1968-70 (1,152 attempts)

(4 yrs.) 905—Dickie Hemric, Wake Forest, 1952-55 (1,359 attempts)

CONSECUTIVE FREE THROWS MADE

Game

24—Arlen Clark, Oklahoma St. vs. Colorado, March 7, 1959 (24 of 24)

Season

73—Gary Buchanan, Villanova, 2000-01 (during 21 games, Nov. 17-Feb. 12)

Career

85—Darnell Archey, Butler, 2001-03 (during 57 games, Feb. 15, 2001-Jan. 18, 2003)

FREE THROWS

Game

36—Ed Tooley, Brown vs. Amherst, Dec. 4, 1954 (23 made)

Season

444—Frank Selvy, Furman, 1954 (355 made)

Career


(3 yrs.) 1,152—Pete Maravich, LSU, 1968-70 (893 made)

(4 yrs.) 1,359—Dickie Hemric, Wake Forest, 1952-55 (905 made)

FREE-THROW PERCENTAGE

Game

(Min. 24 made) 100%—Arlen Clark, Oklahoma St. vs. Colorado, March 7, 1959 (24 of 24)



Navy's David Robinson holds the season record for blocked shots with 207 in 1986, the first season the NCAA began keeping blocked shots and steals as an official statistic.

*Season

97.5%—Blake Ahearn, Missouri St., 2004 (117 of 120)

*Based on qualifiers for national championship.

Career

(Min. 300 made and 2.5 made per game) 91.3%—Gary Buchanan, Villanova, 2000-03 (324 of 355)
(Min. 600 made) 88.5%—Ron Perry, Holy Cross, 1976-80 (680 of 768)
(Min. 2.5 made per game) 92.3%—Dave Hildahl, Portland St., 1979-81 (131 of 142)

Rebounds

REBOUNDS

Game

51—Bill Chambers, William & Mary vs. Virginia, Feb. 14, 1953
(Since 1973) 35—Larry Abney, Fresno St. vs. Southern Methodist, Feb. 17, 2000

Season

734—Walt Dukes, Seton Hall, 1953 (33 games)
(Since 1973) 597—Marvin Barnes, Providence, 1974 (32 games)

Career

(3 yrs.) 1,751—Paul Silas, Creighton, 1962-64 (81 games)
(4 yrs.) 2,201—Tom Gola, La Salle, 1952-55 (118 games)
(Since 1973) 1,570—Tim Duncan, Wake Forest, 1994-97 (128 games)

AVERAGE PER GAME

Season

25.6—Charlie Slack, Marshall, 1955 (538 in 21)

(Since 1973) 20.4—Kermit Washington, American, 1973 (511 in 25)

Career

(Min. 800) 22.7—Artis Gilmore, Jacksonville, 1970-71 (1,224 in 54)
(4 yrs.) 21.8—Charlie Slack, Marshall, 1953-56 (1,916 in 88)
(Since 1973) 15.2—Glenn Mosley, Seton Hall, 1974-77 (1,263 in 83)

Assists

ASSISTS

Game

22—Tony Fairley, Charleston So. vs. Armstrong Atlantic, Feb. 9, 1987; Avery Johnson, Southern U. vs. Texas Southern, Jan. 25, 1988; Sherman Douglas, Syracuse vs. Providence, Jan. 28, 1989

Season

406—Mark Wade, UNLV, 1987 (38 games)

Career

1,076—Bobby Hurley, Duke, 1990-93 (140 games)

AVERAGE PER GAME

Season

13.3—Avery Johnson, Southern U., 1988 (399 in 30)

Career

(Min. 600) 12.0—Avery Johnson, Southern U., 1987-88 (732 in 61)
(4 yrs.) 8.4—Chris Corchiani, North Carolina St., 1988-91 (1,038 in 124)

Blocked Shots

BLOCKED SHOTS

Game

14—David Robinson, Navy vs. UNC Wilmington, Jan. 4, 1986; Shawn Bradley, Brigham Young vs. Eastern Ky., Dec. 7, 1990; Roy Rogers, Alabama vs. Georgia, Feb. 10, 1996; Loren Woods, Arizona vs. Oregon, Feb. 3, 2000

Season

207—David Robinson, Navy, 1986 (35 games)

Career

535—Wojciech Myrda, La.-Monroe, 1999-2002 (115 games)

AVERAGE PER GAME

Season

6.4—Adonal Foyle, Colgate, 1997 (180 in 28)

Career

(Min. 225) 5.9—Keith Closs, Central Conn. St., 1995-96 (317 in 54)
(4 yrs.) 4.7—Wojciech Myrda, La.-Monroe, 1999-2002 (535 in 115)

Steals

STEALS

Game

13—Mookie Blaylock, Oklahoma vs. Centenary (La.), Dec. 12, 1987; and vs. Loyola Marymount, Dec. 17, 1988

Season

160—Desmond Cambridge, Alabama A&M, 2002 (29 games)

Career

385—John Linehan, Providence, 1998-2002 (122 games)

AVERAGE PER GAME

Season

5.5—Desmond Cambridge, Alabama A&M, 2002 (160 in 29)

Career

(Min. 225) 3.9—Desmond Cambridge, Alabama A&M, 1999-2002 (330 in 84)
(4 yrs.) 3.2—Eric Murdock, Providence, 1988-91 (376 in 117)

Fouls

SHORTEST PLAYING TIME BEFORE BEING DISQUALIFIED

Game

1:11—Ben Wardrop, San Diego St. vs. Colorado St., Jan. 24, 2004

Games

GAMES PLAYED (SINCE 1947-48)

Season

40—Mark Alarie, Tommy Amaker, Johnny Dawkins, Danny Ferry and Billy King, Duke, 1986; Larry Johnson, UNLV, 1990; Anthony Epps, Jamaal Magloire, Ron Mercer and Wayne Turner, Kentucky, 1997

CAREER

151—Wayne Turner, Kentucky, 1996-99

General

ACHIEVED 2,000 POINTS AND 2,000 REBOUNDS

Career

Tom Gola, La Salle, 1952-55 (2,462 points and 2,201 rebounds)
Joe Holup, George Washington, 1953-56 (2,226 points and 2,030 rebounds)

AVERAGED 20 POINTS AND 20 REBOUNDS

Career

Bill Russell, San Francisco, 1954-56 (20.7 points and 20.3 rebounds)
Paul Silas, Creighton, 1962-64 (20.5 points and 21.6 rebounds)
Julius Erving, Massachusetts, 1970-71 (26.3 points and 20.2 rebounds)
Artis Gilmore, Jacksonville, 1970-71 (24.3 points and 22.7 rebounds)
Kermit Washington, American, 1971-73 (20.1 points and 20.2 rebounds)

Team Records

Note: Where records involve both teams, each team must be an NCAA Division I member institution.

SINGLE-GAME RECORDS

Scoring

POINTS

186—Loyola Marymount vs. U.S. Int'l (140), Jan. 5, 1989

POINTS BY LOSING TEAM

150—U.S. Int'l vs. Loyola Marymount (181), Jan. 31, 1989

POINTS, BOTH TEAMS

331—Loyola Marymount (181) vs. U.S. Int'l (150), Jan. 31, 1989

MARGIN OF VICTORY

117—Long Island (179) vs. Medgar Evers (62), Nov. 26, 1997

MARGIN OF VICTORY VS. DIVISION I OPPONENT

91—Tulsa (141) vs. Prairie View (50), Dec. 7, 1995

POINTS IN A HALF

98—Long Island vs. Medgar Evers, Nov. 26, 1997 (2nd)

POINTS IN A HALF VS. DIVISION I OPPONENT

97—Oklahoma vs. U.S. Int'l, Nov. 29, 1989 (1st)

POINTS IN A HALF, BOTH TEAMS

172—Loyola Marymount (86) vs. Gonzaga (86), Feb. 18, 1989 (2nd)

LEAD BEFORE OPPONENT

SCORES AT START OF A GAME

34—Seton Hall vs. Kean, Nov. 29, 1998

LEAD BEFORE DIVISION I OPPONENT

SCORES AT START OF A GAME

32—Connecticut vs. New Hampshire, Dec. 12, 1990

DEFICIT OVERCOME TO WIN GAME

32—Duke (74) vs. Tulane (72), Dec. 30, 1950 (trailed 22-54 with 2:00 left in the first half)

SECOND-HALF DEFICIT OVERCOME TO WIN GAME

31—Duke (74) vs. Tulane (72), Dec. 30, 1950 (trailed 27-58 with 19:00 left in the second half); Kentucky (99) vs. LSU (95), Feb. 15, 1994 (trailed 37-68 with 15:34 left in the second half)

HALFTIME DEFICIT

OVERCOME TO WIN GAME

29—Duke (74) vs. Tulane (72), Dec. 30, 1950 (trailed 27-56 at halftime)

DEFICIT BEFORE

SCORING OVERCOME TO WIN GAME

28—New Mexico St. (117) vs. Bradley (109), Jan. 27, 1977 (trailed 0-28 with 13:49 left in first half)

Field Goals

FIELD GOALS

76—Long Island vs. Medgar Evers, Nov. 26, 1997 (124 attempts)

FIELD GOALS VS. DIVISION I OPPONENT

74—Houston vs. Valparaiso, Feb. 24, 1968 (112 attempts)

FIELD GOALS, BOTH TEAMS

130—Loyola Marymount (67) vs. U.S. Int'l (63), Jan. 31, 1989

FIELD GOALS IN A HALF

42—Oklahoma vs. U.S. Int'l, Nov. 29, 1989 (90 attempts) (1st half)

FIELD-GOAL ATTEMPTS

147—Oklahoma vs. U.S. Int'l, Nov. 29, 1989 (70 made)

FIELD-GOAL ATTEMPTS, BOTH TEAMS

245—Loyola Marymount (124) vs. U.S. Int'l (121), Jan. 7, 1989

FIELD-GOAL ATTEMPTS IN A HALF

90—Oklahoma vs. U.S. Int'l, Nov. 29, 1989 (42 made) (1st half)

FIELD-GOAL PERCENTAGE

(Min. 15 made) 83.3%—Maryland vs. South Carolina, Jan. 9, 1971 (15 of 18)

(Min. 30 made) 81.4%—New Mexico vs. Oregon St., Nov. 30, 1985 (35 of 43)

FIELD-GOAL PERCENTAGE, HALF

94.1%—North Carolina vs. Virginia, Jan. 7, 1978 (16 of 17) (2nd half)

Three-Point Field Goals

THREE-POINT FIELD GOALS

28—Troy vs. George Mason, Dec. 10, 1994 (74 attempts)

THREE-POINT FIELD GOALS, BOTH TEAMS

44—Troy (28) vs. George Mason (16), Dec. 10, 1994

CONSECUTIVE THREE-POINT FIELD GOALS

MADE WITHOUT A MISS

11—Niagara vs. Siena, Jan. 7, 1987; Eastern Ky. vs. UNC Asheville, Jan. 14, 1987

THREE-POINT FIELD-GOAL ATTEMPTS

WITHOUT MAKING ONE

22—Canisius vs. St. Bonaventure, Jan. 21, 1995

NUMBER OF DIFFERENT PLAYERS TO SCORE A

THREE-POINT FIELD GOAL, ONE TEAM

9—Dartmouth vs. Boston College, Nov. 30, 1993

THREE-POINT FIELD-GOAL ATTEMPTS

74—Troy vs. George Mason, Dec. 10, 1994 (28 made)

THREE-POINT FIELD-GOAL ATTEMPTS, BOTH TEAMS

108—Troy (74) vs. George Mason (34), Dec. 10, 1994

THREE-POINT FIELD-GOAL PERCENTAGE

(Min. 10 made) 91.7%—Drexel vs. Delaware, Dec. 3, 2000 (11 of 12); Northern Ariz. vs. Willamette, Dec. 11, 2004 (11 of 12)

(Min. 15 made) 83.3%—Eastern Ky. vs. UNC Asheville, Jan. 14, 1987 (15 of 18)

THREE-POINT FIELD-GOAL PERCENTAGE, BOTH TEAMS

(Min. 10 made) 83.3%—Lafayette (7 of 8) vs. Marist (3 of 4), Dec. 6, 1986 (10 of 12)

(Min. 15 made) 76.2%—Florida (10 of 14) vs. California (6 of 7), Dec. 27, 1986 (16 of 21)

(Min. 20 made) 72.4%—Princeton (12 of 15) vs. Brown (9 of 14), Feb. 20, 1988 (21 of 29)

Free Throws

FREE THROWS MADE

56—TCU vs. Eastern Mich., Dec. 21, 1999 (70 attempts)

FREE THROWS MADE, BOTH TEAMS

88—Morehead St. (53) vs. Cincinnati (35), Feb. 11, 1956 (111 attempts)

FREE-THROW ATTEMPTS

79—Northern Ariz. vs. Arizona, Jan. 26, 1953 (46 made)

FREE THROWS, BOTH TEAMS

130—Northern Ariz. (79) vs. Arizona (51), Jan. 26, 1953 (78 made)

FREE-THROW PERCENTAGE

(Min. 32 made) 100.0%—UC Irvine vs. Pacific, Feb. 21, 1981 (34 of 34); Samford vs. UCF, Dec. 20, 1990 (34 of 34)

(Min. 35 made) 97.2%—Vanderbilt vs. Mississippi St., Feb. 26, 1986 (35 of 36); Butler vs. Dayton, Feb. 21, 1991 (35 of 36); Marquette vs. Memphis, Jan. 23, 1993 (35 of 36)

(Min. 40 made) 95.5%—UNLV vs. San Diego St., Dec. 11, 1976 (42 of 44)

FREE-THROW PERCENTAGE, BOTH TEAMS

100%—Purdue (25 of 25) vs. Wisconsin (22 of 22), Feb. 7, 1976 (47 of 47)

Rebounds

REBOUNDS

108—Kentucky vs. Mississippi, Feb. 8, 1964

REBOUNDS, BOTH TEAMS

152—Indiana (95) vs. Michigan (57), March 11, 1961

REBOUND MARGIN

84—Arizona (102) vs. Northern Ariz. (18), Jan. 6, 1951

Assists

ASSISTS (INCLUDING OVERTIMES)

44—Colorado vs. George Mason, Dec. 2, 1995 (ot)

ASSISTS (REGULATION)

43—TCU vs. Central Okla., Dec. 12, 1998.

ASSISTS, BOTH TEAMS (INCLUDING OVERTIMES)

67—Colorado (44) vs. George Mason (23), Dec. 2, 1995 (ot)

ASSISTS, BOTH TEAMS (REGULATION)

65—Dayton (34) vs. UCF (31), Dec. 3, 1988

Blocked Shots

BLOCKED SHOTS

21—Georgetown vs. Southern (N.O.), Dec. 1, 1993

BLOCKED SHOTS, BOTH TEAMS

29—Rider (17) vs. Fairleigh Dickinson (12), Jan. 9, 1989

Steals

STEALS

39—Long Island vs. Medgar Evers, Nov. 26, 1997

STEALS VS. DIVISION I OPPONENT

34—Oklahoma vs. Centenary (La.), Dec. 12, 1987

STEALS, BOTH TEAMS

44—Oklahoma (34) vs. Centenary (La.) (10), Dec. 12, 1987

Fouls

FOULS

50—Arizona vs. Northern Ariz., Jan. 26, 1953

FOULS, BOTH TEAMS

84—Arizona (50) vs. Northern Ariz. (34), Jan. 26, 1953

PLAYERS DISQUALIFIED

8—St. Joseph's vs. Xavier, Jan. 10, 1976

PLAYERS DISQUALIFIED, BOTH TEAMS

12—UNLV (6) vs. Hawaii (6), Jan. 19, 1979 (ot); Arizona (7) vs. West Tex. A&M (5), Feb. 14, 1952

Defense**FEWEST POINTS ALLOWED (Since 1938)**

6—Tennessee (11) vs. Temple, Dec. 15, 1973; Kentucky (75) vs. Arkansas St., Jan. 8, 1945

FEWEST POINTS ALLOWED (Since 1986)

21—Coastal Caro. (61) vs. Georgia So., Jan. 2, 1997

FEWEST POINTS, BOTH TEAMS (Since 1938)

17—Tennessee (11) vs. Temple (6), Dec. 15, 1973

FEWEST POINTS, BOTH TEAMS (Since 1986)

67—Southern Methodist (36) vs. Texas-Arlington (31), Dec. 16, 1989; Wis.-Green Bay (46) vs. Northern Mich. (21), Nov. 22, 1996

LONGEST TIME HOLDING THE OPPONENT SCORELESS

15:33—Massachusetts vs. Columbus, Dec. 29, 1984 (last 7:50 of the first half & first 7:43 of the second half)

FEWEST FIELD GOALS (Since 1938)

2—Duke vs. North Carolina St., March 8, 1968 (11 attempts); Arkansas St. vs. Kentucky, Jan. 8, 1945

FEWEST FIELD-GOAL ATTEMPTS (Since 1938)

9—Pittsburgh vs. Penn St., March 1, 1952 (3 made)

LOWEST FIELD-GOAL PERCENTAGE (Since 1986)

13.3%—Miami (Ohio) vs. Dayton, Dec. 29, 2001 (8 of 60)

LOWEST FIELD-GOAL PERCENTAGE IN A HALF

9.1%—Miami (Ohio) vs. Dayton, Dec. 29, 2001 (8 of 60) (1st half)

FEWEST THREE-POINT FIELD GOALS MADE

0—Many teams

FEWEST THREE-POINT FIELD-GOAL ATTEMPTS

0—Many teams

FEWEST FREE THROWS MADE

0—Many teams

FEWEST FREE-THROW ATTEMPTS

0—Many teams

Overtimes**OVERTIME PERIODS**

7—Cincinnati (75) vs. Bradley (73), Dec. 21, 1981

POINTS IN ONE OVERTIME PERIOD

26—Vermont vs. Hartford, Jan. 24, 1998

POINTS IN ONE OVERTIME PERIOD, BOTH TEAMS

45—Va. Commonwealth (23) vs. Texas A&M (22), Dec. 2, 2000

POINTS IN OVERTIME PERIODS

49—Middle Tenn. vs. Tennessee Tech, Feb. 12, 2000 (4 ot)

POINTS IN OVERTIME PERIODS, BOTH TEAMS

94—Middle Tenn. (49) vs. Tennessee Tech (45), Feb. 12, 2000 (4 ot)

WINNING MARGIN IN OVERTIME GAME

21—Nicholls St. (86) vs. Sam Houston St. (65), Feb. 4, 1999 (23-2 in the ot)

SEASON RECORDS**Scoring****POINTS**

4,012—Oklahoma, 1988 (39 games)

POINTS PER GAME

122.4—Loyola Marymount, 1990 (3,918 in 32)

SCORING MARGIN AVERAGE

30.3—UCLA, 1972 (94.6 offense, 64.3 defense)

GAMES AT LEAST 100 POINTS

28—Loyola Marymount, 1990

CONSECUTIVE GAMES AT LEAST 100 POINTS

12—UNLV, 1977; Loyola Marymount, 1990

Field Goals**FIELD GOALS**

1,533—Oklahoma, 1988 (3,094 attempts)

FIELD GOALS PER GAME

46.3—UNLV, 1976 (1,436 in 31)

FIELD-GOAL ATTEMPTS

3,094—Oklahoma, 1988 (1,533 made)

FIELD-GOAL ATTEMPTS PER GAME

98.5—Oral Roberts, 1973 (2,659 in 27)

FIELD-GOAL PERCENTAGE

57.2%—Missouri, 1980 (936 of 1,635)

Three-Point Field Goals**THREE-POINT FIELD GOALS**

407—Duke, 2001 (1,057 attempts)

THREE-POINT FIELD GOALS PER GAME

11.7—Troy, 2004 (364 in 31)

THREE-POINT FIELD-GOAL ATTEMPTS

1,057—Duke, 2001 (407 made)

THREE-POINT FIELD-GOAL ATTEMPTS PER GAME

34.0—Mississippi Val., 1997 (985 in 29)

THREE-POINT FIELD-GOAL PERCENTAGE

(Min. 100 made) 50.8%—Indiana, 1987 (130 of 256)
(Min. 150 made) 50.0%—Mississippi Val., 1987 (161 of 322)
(Min. 200 made) 49.2%—Princeton, 1988 (211 of 429)

CONSECUTIVE GAMES SCORING A THREE-POINT FIELD GOAL (MULTIPLE SEASONS)

601—UNLV, Nov. 26, 1986, to present

Free Throws**FREE THROWS MADE**

865—Bradley, 1954 (1,263 attempts)

FREE THROWS MADE PER GAME

28.9—Morehead St., 1956 (838 in 29)

CONSECUTIVE FREE THROWS MADE

50—Wake Forest, 2005 (during two games, Jan. 15-18)

FREE THROWS

1,263—Bradley, 1954 (865 made)

FREE-THROW ATTEMPTS PER GAME

41.0—Bradley, 1953 (1,107 in 27)

FREE-THROW PERCENTAGE

82.2%—Harvard, 1984 (535 of 651)

Rebounds**REBOUNDS**

2,109—Kentucky, 1951 (34 games)

REBOUNDS PER GAME

70.0—Connecticut, 1955 (1,751 in 25)

REBOUND MARGIN AVERAGE

25.0—Morehead St., 1957 (64.3 offense, 39.3 defense)
(Since 1973) 18.5—Manhattan, 1973 (56.5, 38.0)

Assists**ASSISTS**

926—UNLV, 1990 (40 games)

ASSISTS PER GAME

24.7—UNLV, 1991 (863 in 35)

Blocked Shots**BLOCKED SHOTS**

315—Connecticut, 2004 (39 games)

BLOCKED SHOTS PER GAME

9.1—Georgetown, 1989 (309 in 34)

Steals**STEALS**

486—Oklahoma, 1988 (39 games)

STEALS PER GAME

14.9—Long Island, 1998 (478 in 32)

Fouls**FOULS**

966—Providence, 1987 (34 games)

FOULS PER GAME

29.3—Indiana, 1952 (644 in 22)

FEWEST FOULS

253—Air Force, 1962 (23 games)

FEWEST FOULS PER GAME

11.0—Air Force, 1962 (253 in 23)

Defense**LOWEST SCORING AVERAGE PER GAME ALLOWED (Since 1982)**

(Since 1938) 25.7—Oklahoma St., 1939 (693 in 27)
(Since 1948) 32.5—Oklahoma St., 1948 (1,006 in 31)
(Since 1965) 47.1—Fresno St., 1982 (1,412 in 30)

LOWEST FIELD-GOAL PERCENTAGE ALLOWED

(Since 1978) 35.2—Stanford, 2000 (667 of 1,893)

Overtimes**OVERTIME GAMES**

8—Western Ky., 1978 (won 5, lost 3); Portland, 1984 (won 4, lost 4); Valparaiso, 1993 (won 4, lost 4)

CONSECUTIVE OVERTIME GAMES

4—Jacksonville, 1982 (won 3, lost 1); Illinois St., 1985 (won 3, lost 1); Dayton, 1988 (won 1, lost 3)

OVERTIME WINS

6—Chattanooga, 1989 (6-0); Wake Forest, 1984 (6-1)

OVERTIME HOME WINS

5—Cincinnati, 1967 (5-0)

OVERTIME ROAD WINS

4—Delaware, 1973 (4-0); Arizona St., 1981 (4-0); Cal St. Fullerton, 1989 (4-0); New Mexico St., 1994 (4-0)

OVERTIME PERIODS

14—Bradley, 1982 (3-3)

CONSECUTIVE OVERTIME WINS—ALL-TIME

11—Louisville, Feb. 10, 1968-March 29, 1975; Massachusetts, March 21, 1991-Feb. 28, 1996; Virginia, Dec. 5, 1991-Feb. 8, 1996

General Records

GAMES IN A SEASON

45—Oregon, 1945 (30-15)

GAMES IN A SEASON (SINCE 1948)

40—Duke, 1986 (37-3); UNLV, 1990 (35-5); Kentucky, 1997 (35-5)

VICTORIES IN A SEASON

37—Duke, 1986 (37-3) & 1999 (37-2); UNLV, 1987 (37-2); Illinois, 2005 (37-2)

VICTORIES IN A PERFECT SEASON

32—North Carolina, 1957; Indiana, 1976

VICTORIES IN FIRST SEASON IN DIVISION I

29—Seattle, 1953 (29-4)

WON-LOST PERCENTAGE IN FIRST SEASON IN DIVISION I

.931—Md.-East. Shore, 1974 (27-2)

MOST-IMPROVED TEAM FROM ONE SEASON TO THE NEXT

17 games—Mercer, 2003 (from 6-23 to 23-6); UTEP, 2004 (from 6-24 to 24-8)

CONSECUTIVE VICTORIES IN A SEASON

34—UNLV, 1991 (34-1)

CONSECUTIVE VICTORIES

88—UCLA, from Jan. 30, 1971, through Jan. 17, 1974 (ended Jan. 19, 1974, at Notre Dame, 71-70; last UCLA defeat before streak also came at Notre Dame, 89-82)

CONSECUTIVE HOME-COURT VICTORIES

129—Kentucky, from Jan. 4, 1943, to Jan. 8, 1955 (ended by Georgia Tech, 59-58)

CONSECUTIVE REGULAR-SEASON VICTORIES (NATIONAL POSTSEASON TOURNAMENTS NOT INCLUDED)

76—UCLA, 1971-74

DEFEATS IN A SEASON

30—Grambling, 2000 (1-30)

DEFEATS IN A WINLESS SEASON

28—Prairie View, 1992 (0-28)

CONSECUTIVE DEFEATS IN A SEASON

28—Prairie View, 1992 (0-28)

CONSECUTIVE DEFEATS

34—Sacramento St., from Dec. 22, 1997, to Jan. 27, 1999

CONSECUTIVE HOME-COURT DEFEATS

32—New Hampshire, from Feb. 9, 1988, to Feb. 2, 1991 (ended vs. Holy Cross, 72-56)

CONSECUTIVE ROAD DEFEATS (INCLUDING ONLY GAMES AT THE OPPONENTS' HOME SITES)

64—Tex.-Pan American, from Nov. 25, 1995, to Jan. 8, 2000 (ended vs. Oral Roberts, 79-62)

CONSECUTIVE NON-HOME DEFEATS (INCLUDING GAMES AT THE OPPONENTS' HOME SITES AND AT NEUTRAL SITES)

56—Sacramento St., from Nov. 22, 1991, to Jan. 5, 1995 [ended at Loyola (Ill.), 68-56]

CONSECUTIVE 30-WIN SEASONS

3—Kentucky, 1947-49 and 1996-98

CURRENT CONSECUTIVE 30-WIN SEASONS

1—four teams tied, 2005

CONSECUTIVE 25-WIN SEASONS

10—UCLA, 1967-76; UNLV, 1983-92

CURRENT CONSECUTIVE 25-WIN SEASONS

8—Duke, 1998-2005

CONSECUTIVE 20-WIN SEASONS

31—North Carolina, 1971-2001

CURRENT CONSECUTIVE 20-WIN SEASONS

18—Arizona, 1988-2005

CONSECUTIVE WINNING SEASONS

54—UCLA, 1949-2002

CURRENT CONSECUTIVE WINNING SEASONS

35—Syracuse, 1971-2005

CONSECUTIVE NON-LOSING SEASONS (INCLUDES .500 RECORD)

60—Kentucky, 1928-52, 54-88# (2 .500 seasons)
#Kentucky did not play basketball during the 1953 season.

CONSECUTIVE NON-LOSING SEASONS (INCLUDES .500 RECORD)-CURRENT

36—Syracuse, 1970-2005 (one .500 season)

UNBEATEN TEAMS (SINCE 1938; NUMBER OF VICTORIES IN PARENTHESIS)

1939 Long Island (24)†
1940 Seton Hall (19)††
1944 Army (15)††
1954 Kentucky (25)††
1956 San Francisco (29)*
1957 North Carolina (32)*
1964 UCLA (30)*
1967 UCLA (30)*
1972 UCLA (30)*
1973 UCLA (30)*
1973 North Carolina St. (27)††
1976 Indiana (32)*

*NCAA champion; †NIT champion; ††not in either tournament

UNBEATEN IN REGULAR SEASON BUT LOST IN NCAA (*) OR NIT (†)

1939 Loyola (Ill.) (20; 21-1)†
1941 Seton Hall (19; 20-2)†
1951 Columbia (21; 21-1)*
1961 Ohio St. (24; 27-1)*
1968 Houston (28; 31-2)*
1968 St. Bonaventure (22; 23-2)*
1971 Marquette (26; 28-1)*
1971 Penn (26; 28-1)*
1975 Indiana (29; 31-1)*
1976 Rutgers (28; 31-2)*
1979 Indiana St. (27; 33-1)*
1979 Alcorn St. (25; 28-1)†
1991 UNLV (30; 34-1)*

30-GAME WINNERS (SINCE 1938)

37—Duke, 1986 & 1999; Illinois, 2005; UNLV, 1987.
36—Kentucky, 1948.
35—Arizona, 1988; Duke, 2001; Georgetown, 1985; Kansas, 1986 & 1998; Kentucky, 1997 & 1998; Massachusetts, 1996; UNLV, 1990; Oklahoma, 1988.

34—Arkansas, 1991; Connecticut, 1999; Duke, 1992; Georgetown, 1984; Kansas, 1997; Kentucky, 1947 & 1996; UNLV, 1991; North Carolina, 1993 & 1998.

33—Connecticut, 2004; Indiana St., 1979; Louisville, 1980 & 2005; Michigan St., 1999; UNLV, 1986; North Carolina, 2005.

32—Arkansas, 1978 & 1995; Bradley, 1950, 1951 & 1986; Connecticut, 1996 & 1998; Duke, 1991 & 1998; Houston, 1984; Indiana, 1976; Iowa St., 2000; Kentucky, 1949, 1951, 1986 & 2003; Louisville, 1983 & 1986; Marshall, 1947; Maryland, 2002; Michigan St., 2000; North Carolina, 1957, 1982 & 1987; Temple, 1987 & 1988; Tulsa, 2000.

31—Arkansas, 1994; Cincinnati, 2002; Connecticut, 1990; Duke, 2002 & 2004; Houston, 1968 & 1983; Illinois, 1989; Indiana, 1975 & 1993; LSU, 1981; Memphis, 1985; Michigan, 1993; Minnesota, 1997; Oklahoma, 1985 & 2002; Oklahoma St., 1946 & 2004; Pittsburgh, 2004; Rutgers, 1976; St. John's (N.Y.), 1985 & 1986; Seton Hall, 1953 & 1989; Stanford, 2001; Syracuse, 1987; UCLA, 1995; Wyoming, 1943.

30—Arizona, 1998 & 2005; Arkansas, 1990; California, 1946; Georgetown, 1982; Indiana, 1987; Iowa, 1987; Kansas, 1990 & 2003; Kentucky, 1978 & 1993; La Salle, 1990; Massachusetts, 1992; Michigan, 1989; Navy, 1986; North Carolina, 1946; North Carolina St., 1951 & 1974; Oklahoma, 1989; Oregon, 1945; St. Joseph's, 2004; Stanford 1998 & 2004; Syracuse, 1989 & 2003; Texas Tech, 1996; UCLA, 1964, 1967, 1972 & 1973; Utah, 1991 & 1998; Virginia, 1982; Western Ky., 1938.

All-Time Individual Leaders

Single-Game Records

SCORING HIGHS VS. DIVISION I OPPONENT

Pts.	Player, Team vs. Opponent	Date
72	Kevin Bradshaw, U.S. Int'l vs. Loyola Marymount	Jan. 5, 1991
69	Pete Maravich, LSU vs. Alabama	Feb. 7, 1970
68	Calvin Murphy, Niagara vs. Syracuse	Dec. 7, 1968
66	Jay Handlan, Wash. & Lee vs. Furman	Feb. 17, 1951
66	Pete Maravich, LSU vs. Tulane	Feb. 10, 1969
66	Anthony Roberts, Oral Roberts vs. N.C. A&T	Feb. 19, 1977
65	Anthony Roberts, Oral Roberts vs. Oregon	Mar. 9, 1977
65	Scott Haffner, Evansville vs. Dayton	Feb. 18, 1989
64	Pete Maravich, LSU vs. Kentucky	Feb. 21, 1970
63	Johnny Neumann, Mississippi vs. LSU	Jan. 30, 1971
63	Hersey Hawkins, Bradley vs. Detroit	Feb. 22, 1988

Pts.	Player, Team vs. Opponent	Date
62	Darrell Floyd, Furman vs. Citadel	Jan. 14, 1956
62	Oscar Robertson, Cincinnati vs. North Texas	Feb. 6, 1960
62	Askia Jones, Kansas St. vs. Fresno St.	Mar. 24, 1994
61	Lew Alcindor, UCLA vs. Washington St.	Feb. 25, 1967
61	Pete Maravich, LSU vs. Vanderbilt	Dec. 11, 1969
61	Rick Mount, Purdue vs. Iowa	Feb. 28, 1970
61	Austin Carr, Notre Dame vs. Ohio	Mar. 7, 1970
61	Wayman Tisdale, Oklahoma vs. Texas-San Antonio	Dec. 28, 1983
61	Eddie House, Arizona St. vs. California (2 ot)	Jan. 8, 2000
60	Elgin Baylor, Seattle vs. Portland	Jan. 30, 1958
60	Billy McGill, Utah vs. Brigham Young	Feb. 24, 1962
60	John Mengelt, Auburn vs. Alabama	Feb. 14, 1970
60	Johnny Neumann, Mississippi vs. Baylor	Dec. 29, 1970
59	Pete Maravich, LSU vs. Alabama	Feb. 17, 1968
59	Ernie Fleming, Jacksonville vs. St. Peter's	Jan. 29, 1972
59	Kevin Bradshaw, U.S. Int'l vs. Florida Int'l	Jan. 14, 1991

SCORING HIGHS VS. NON-DIVISION I OPPONENT

Pts.	Player, Team vs. Opponent	Date
100	Frank Selvy, Furman vs. Newberry	Feb. 13, 1954
85	Paul Arizin, Villanova vs. Philadelphia NAMC	Feb. 12, 1949
81	Freeman Williams, Portland St. vs. Rocky Mountain	Feb. 3, 1978
73	Bill Mlkvy, Temple vs. Wilkes	Mar. 3, 1951
71	Freeman Williams, Portland St. vs. Southern Ore.	Feb. 9, 1977
67	Darrell Floyd, Furman vs. Morehead St.	Jan. 22, 1955
66	Freeman Williams, Portland St. vs. George Fox	Jan. 13, 1978
65	Bob Zawoluk, St. John's (N.Y.) vs. St. Peter's	Mar. 30, 1950
63	Sherman White, Long Island vs. John Marshall	Feb. 1950
63	Frank Selvy, Furman vs. Mercer	Feb. 11, 1953
62	Elvin Hayes, Houston vs. Valparaiso	Feb. 24, 1968
61	Matt Teahan, Denver vs. Neb. Wesleyan	Feb. 26, 1979
60	Bob Pettit, LSU vs. Louisiana College	Dec. 7, 1953
60	Harry Kelly, Texas Southern vs. Jarvis Christian	Feb. 23, 1983
60	Dave Jamerson, Ohio vs. Charleston (W.V.)	Dec. 21, 1989
59	Rick Barry, Miami (Fla.) vs. Rollins	1965
58	Frank Selvy, Furman vs. Wofford	Feb. 23, 1954
57	David Thompson, North Carolina St. vs. Buffalo St.	Dec. 5, 1974
57	Calvin Murphy, Niagara vs. Villa Madonna	Dec. 6, 1967
56	Stan Davis, Appalachian St. vs. Carson-Newman	Jan. 24, 1974
56	Tim Roberts, Southern U. vs. Faith Baptist	Dec. 12, 1994
55	Rick Barry, Miami (Fla.) vs. Tampa	1965
55	Elvin Hayes, Houston vs. Texas St.	Feb. 12, 1966
55	Wayman Tisdale, Oklahoma vs. Texas St.	Dec. 10, 1984
54	Rick Barry, Miami (Fla.) vs. Florida Southern	1965

FIELD-GOAL PERCENTAGE

(Minimum 12 field goals made)

Pct.	Player, Team vs. Opponent (FG-FGA)	Date
100	Clifford Rozier, Louisville vs. Eastern Ky. (15 of 15)	Dec. 11, 1993
100	Dan Henderson, Arkansas St. vs. Ga. Southern (14 of 14)	Feb. 26, 1976
100	Cornelius Holden, Louisville vs. Southern Miss. (14 of 14)	Mar. 3, 1990
100	Dana Jones, Pepperdine vs. Boise St. (14 of 14)	Nov. 30, 1991
100	Ted Guzek, Butler vs. Michigan (13 of 13)	Dec. 15, 1956
100	Rick Dean, Syracuse vs. Colgate (13 of 13)	Feb. 14, 1966
100	Gary Lechman, Gonzaga vs. Portland St. (13 of 13)	Jan. 21, 1967
100	Kevin King, Charlotte vs. South Ala. (13 of 13)	Feb. 20, 1978
100	Vernon Smith, Texas A&M vs. Alas. Anchorage (13 of 13)	Nov. 26, 1978
100	Steve Johnson, Oregon St. vs. Hawaii-Hilo (13 of 13)	Dec. 5, 1979
100	Antoine Carr, Wichita St. vs. Abilene Christian (13 of 13)	Nov. 28, 1980
100	Doug Hashley, Montana St. vs. Idaho St. (13 of 13)	Feb. 5, 1982
100	Brad Daugherty, North Carolina vs. UCLA (13 of 13)	Nov. 24, 1985
100	Ricky Butler, UC Irvine vs. Cal St. Fullerton (13 of 13)	Feb. 21, 1991
100	Rafael Solis, Brooklyn vs. Wagner (13 of 13)	Dec. 11, 1991
100	Ben Handlogten, Western Mich. vs. Toledo (13 of 13)	Jan. 27, 1996
100	Mate Milisa, Long Beach St. vs. Cal St. Monterey (13 of 13)	Dec. 22, 1999
100	Leon Roberts, Northern Ill. vs. Rockford (13 of 13)	Dec. 6, 2000
100	Calvin Ento, Montana St. vs. Dickinson St. (13 of 13)	Dec. 10, 2002
100	22 tied (12 of 12)	

THREE-POINT FIELD GOALS MADE

3FG	Player, Team vs. Opponent	Date
15	Keith Veney, Marshall vs. Morehead St.	Dec. 14, 1996
14	Dave Jamerson, Ohio vs. Col. of Charleston	Dec. 21, 1989
14	Askia Jones, Kansas St. vs. Fresno St.	Mar. 24, 1994
14	Ronald Blackshear, Marshall vs. Akron	Mar. 1, 2002
12	Gary Bossert, Niagara vs. Siena	Jan. 7, 1987
12	Darrin Fitzgerald, Butler vs. Detroit	Feb. 9, 1987
12	Alex Dillard, Arkansas vs. Delaware St.	Dec. 11, 1993
12	Mitch Taylor, Southern U. vs. La. Christian	Dec. 1, 1994
12	David McMahan, Winthrop vs. Coastal Caro.	Jan. 15, 1996
12	Clarence Gilbert, Missouri vs. Colorado	Feb. 23, 2002
12	Terrence Woods, Florida A&M vs. Coppin St.	Mar. 1, 2003
11	Jeff Hodson, Augusta St. vs. Armstrong Atlantic	Jan. 28, 1986
11	Dennis Scott, Georgia Tech vs. Houston	Dec. 28, 1988
11	Scott Haffner, Evansville vs. Dayton	Feb. 18, 1989
11	Bobby Phills, Southern U. vs. Alcorn St.	Feb. 3, 1990
11	Dave Jamerson, Ohio vs. Kent St.	Feb. 24, 1990
11	Jeff Fryer, Loyola Marymount vs. Michigan	Mar. 18, 1990
11	Doug Day, Radford vs. Central Conn. St.	Dec. 12, 1990
11	Brent Price, Oklahoma vs. Loyola Marymount	Dec. 15, 1990
11	Bobby Phills, Southern U. vs. Manhattan	Dec. 28, 1990
11	Terry Brown, Kansas vs. North Carolina St.	Jan. 5, 1991
11	Marc Rybczyk, Central Conn. St. vs. Long Island	Nov. 26, 1991
11	Mark Alberts, Akron vs. Wright St.	Feb. 8, 1992
11	Mike Alcorn, Youngstown St. vs. Pitt-Bradford	Feb. 24, 1992
11	Doug Day, Radford vs. Morgan St.	Dec. 9, 1992
11	Lindsey Hunter, Jackson St. vs. Kansas	Dec. 27, 1992
11	Keith Veney, Lamar vs. Prairie View	Feb. 2, 1993
11	Keith Veney, Lamar vs. Ark.-Little Rock	Feb. 11, 1993

3FG	Player, Team vs. Opponent	Date
11	Scott Neely, Campbell vs. Coastal Caro.	Jan. 29, 1994
11	Chris Brown, UC Irvine vs. New Mexico St.	Mar. 13, 1994
11	Randy Rutherford, Oklahoma St. vs. Kansas	Mar. 5, 1995
11	Troy Hudson, Southern Ill. vs. Hawaii-Hilo	Dec. 29, 1995
11	Seth Chadwick, Wofford vs. Mercer	Feb. 15, 1997
11	Cory Schwab, Northern Ariz. vs. Cal Poly	Dec. 2, 2000
11	Ron Williamson, Howard vs. Georgetown	Dec. 16, 2000
11	T.J. Sorrentine, Vermont vs. Northeastern	Jan. 17, 2002
11	Ron Williamson, Howard vs. N.C. A&T	Jan. 21, 2003
11	Terrence Woods, Florida A&M vs. N.C. A&T	Feb. 1, 2003
11	Kevin Bettencourt, Bucknell vs. St. Francis (Pa.)	Dec. 6, 2003
11	Earnest Crumbley, Fla. Atlantic vs. Campbell	Feb. 26, 2004
11	Elton Nesbitt, Ga. Southern vs. Chattanooga	Jan. 17, 2005

THREE-POINT FIELD-GOAL PERCENTAGE

(Minimum 7 three-point field goals made)

Pct.	Player, Team vs. Opponent (3FG-FGA)	Date
100	Mark Poag, Old Dominion vs. VMI (9 of 9)	Nov. 25, 1997
100	Marcus Wilson, Evansville vs. Tenn.-Martin (9 of 9)	Nov. 18, 1998
100	Donnie McGrath, Providence vs. Virginia (9 of 9)	Feb. 2, 2005
100	Tomas Thompson, San Francisco vs. Loyola Marymount (8 of 8)	Mar. 7, 1992
100	Shawn Haughn, Dayton vs. St. Louis (8 of 8)	Feb. 13, 1994
100	James Singleton, Murray St. vs. Eastern Ill. (8 of 8)	Feb. 13, 2003
100	John Goldsberry, UNC Wilmington vs. Maryland (8 of 8)	Mar. 21, 2003
100	Doug D'Amore, Idaho St. vs. Montana (8 of 8)	Jan. 17, 2004
100	Kelvin Collins, La.-Monroe vs. Nevada (7 of 7)	Dec. 30, 1986
100	Wally Lancaster, Virginia Tech vs. San Fran. St. (7 of 7)	Jan. 3, 1987
100	Ramon Trice, St. Louis vs. Butler (7 of 7)	Feb. 16, 1987
100	Juan Sanchez, Temple vs. Rhode Island (7 of 7)	Feb. 16, 1997
100	DeMar Moore, Bowling Green vs. Western Mich. (7 of 7)	Jan. 3, 1998
100	Senque Carey, Washington vs. Old Dominion (7 of 7)	Dec. 4, 1999
100	Okechi Egbe, Tenn.-Martin vs. Bethel (7 of 7)	Nov. 20, 2000
100	Justin Brown, Montana St. vs. Western Ill. (7 of 7)	Dec. 6, 2000
100	Lionel Armstead, West Virginia vs. Ark.-Monticello (7 of 7)	Dec. 1, 2001
100	Bronski Dockery, St. Francis (N.Y.) vs. Central Conn. St. (7 of 7)	Dec. 3, 2001
100	Nick Moore, Toledo vs. Akron (7 of 7)	Feb. 13, 2002
100	Felton Freeman, Sam Houston St. vs. TCU (7 of 7)	Nov. 22, 2002
100	Matt Walsh, Florida vs. Miami (Fla.) (7 of 7)	Dec. 21, 2002
100	Ezra Williams, Georgia vs. LSU (7 of 7)	Jan. 5, 2003
100	Tyrone Green, N.C. A&T vs. N.C. Central (7 of 7)	Jan. 19, 2003
100	Avery Sheets, Butler vs. Loyola (Ill.) (7 of 7)	Feb. 3, 2005
90.0	Jarminca Resse, Air Force vs. Doane (9 of 10)	Nov. 22, 1997
90.0	Cory Schwab, Northern Ariz. vs. Southern Ore. (9 of 10)	Dec. 28, 1999
90.0	Aki Palmer, Colorado St. vs. Michigan (9 of 10)	Jan. 2, 2000
90.0	Eric Perry, Oral Roberts vs. Chicago St. (9 of 10)	Feb. 3, 2000
90.0	Aaron Bond, Northern Ariz. vs. Tenn.-Martin (9 of 10)	Dec. 21, 2002
90.0	Jason Kapono, UCLA vs. Washington St. (9 of 10)	Jan. 4, 2003
90.0	Dewarick Spencer, Arkansas St. vs. Sam Houston St. (9 of 10)	Dec. 6, 2003

FREE-THROW PERCENTAGE

(Minimum 18 free throws made)

Pct.	Player, Team vs. Opponent (FT-FTA)	Date
100	Arlen Clark, Oklahoma St. vs. Colorado (24 of 24)	Mar. 7, 1959
100	York Larese, North Carolina vs. Duke (21 of 21)	Dec. 29, 1959
100	Steve Nash, Santa Clara vs. St. Mary's (Cal.) (21 of 21)	Jan. 7, 1995
100	Paul Renfro, Texas-Arlington vs. Lafayette (20 of 20)	Feb. 11, 1979
100	Anthony Peeler, Missouri vs. Iowa St. (20 of 20)	Jan. 31, 1990

On February 13, 1954, Frank Selvy of Furman scored 100 points against Newberry to become the only Division I player in history to score triple digits in a single game.



Photo from NCAA files.

Pct.	Player, Team vs. Opponent (FT-FTA)	Date
100	Donyell Marshall, Connecticut vs. St. John's (N.Y.)	Jan 15, 1994
100	Jeron Roberts, Wyoming vs. UTEP (20 of 20)	Feb. 7, 1998
100	Dick Ricketts, Duquesne vs. Dayton (19 of 19)	Dec. 29, 1955
100	Skip Chappelle, Maine vs. Massachusetts (19 of 19)	1961
100	Gene Phillips, Southern Methodist vs. Texas A&M (19 of 19)	Feb. 2, 1971
100	Jim Kennedy, Missouri vs. Hawaii (19 of 19)	Dec. 22, 1975
100	Kevin Smith, Michigan St. vs. Indiana (19 of 19)	Jan. 7, 1982
100	Sidney Goodman, Coppin St. vs. N.C. A&T (19 of 19)	Feb. 18, 1995
100	Geno Ford, Ohio vs. Eastern Mich. (19 of 19)	Feb. 12, 1997
100	Eddie Benton, Vermont vs. New Hampshire (19 of 19)	Feb. 18, 1993
100	Tommy Boyer, Arkansas vs. Texas Tech (18 of 18)	Feb. 19, 1963
100	Ted Kitchel, Indiana vs. Illinois (18 of 18)	Jan. 10, 1981
100	Eric Rhodes, Stephen F. Austin vs. Texas St. (18 of 18)	Feb. 21, 1987
100	Todd Lichti, Stanford vs. UC Santa Barb. (18 of 18)	Dec. 28, 1987
100	Lionel Simmons, La Salle vs. American (18 of 18)	Feb. 2, 1988
100	Jeff Webster, Oklahoma vs. Southern Methodist (18 of 18)	Jan. 2, 1994
100	Anquell McCollum, Western Caro. vs. Marshall (18 of 18)	Feb. 5, 1996
100	Keith Van Horn, Utah vs. TCU (18 of 18)	Feb. 13, 1997
100	Edwin Young, Dayton vs. La.-Monroe (18 of 18)	Dec. 18, 1997
100	Rayford Young, Texas Tech vs. Kansas (18 of 18)	Feb. 13, 1993
100	Lynn Greer, Temple vs. St. Joseph's (18 of 18)	Feb. 2, 2002
100	Gabe Martin, Liberty vs. Fla. Atlantic (18 of 18)	Dec. 20, 2002
100	Matt Freije, Vanderbilt vs. Indiana (18 of 18)	Nov. 24, 2003
100	Ron Lewis, Bowling Green vs. Eastern Mich. (18 of 18)	Mar. 6, 2004

REBOUNDS

Reb.	Player, Team vs. Opponent	Date
51	Bill Chambers, William & Mary vs. Virginia	Feb. 14, 1953
43	Charlie Slack, Marshall vs. Morris Harvey	Jan. 12, 1954
42	Tom Heinsohn, Holy Cross vs. Boston College	Mar. 1, 1955
40	Art Quimby, Connecticut vs. Boston U.	Jan. 11, 1955
40	John Tresvant, Seattle vs. Montana	Feb. 8, 1963
39	Maurice Stokes, St. Francis (Pa.) vs. John Carroll	Jan. 28, 1955
39	Dave DeBusschere, Detroit vs. Central Mich.	Jan. 30, 1960
39	Keith Swagerty, Pacific vs. UC Santa Barb.	Mar. 5, 1965
38	Jerry Koch, St. Louis vs. Bradley	Mar. 5, 1954
38	Charlie Tyra, Louisville vs. Canisius	Dec. 10, 1955
38	Steve Hamilton, Morehead St. vs. Florida St.	Jan. 2, 1957
38	Paul Silas, Creighton vs. Centenary (La.)	Feb. 19, 1962
38	Tommy Woods, East Tenn. St. vs. Middle Tenn.	Mar. 1, 1965
37	Elgin Baylor, Seattle vs. Pacific Lutheran	Feb. 28, 1958
36	Herb Neff, Tennessee vs. Georgia Tech	Jan. 26, 1952
36	Dickie Hemric, Wake Forest vs. Clemson	Feb. 4, 1955
36	Swede Hallbrook, Oregon St. vs. Idaho	Feb. 15, 1955
36	Wilt Chamberlain, Kansas vs. Iowa St.	Feb. 15, 1958
36	Jim Barnes, UTEP vs. Western N.M.	Jan. 4, 1964
35	Ronnie Shavlik, North Carolina St. vs. Villanova	Jan. 29, 1955
35	Bill Ebben, Detroit vs. Brigham Young	Dec. 28, 1955
35	Larry Abney, Fresno St. vs. Southern Methodist	Feb. 17, 2000
34	Bob Burrow, Kentucky vs. Temple	Dec. 10, 1955
34	Ronnie Shavlik, North Carolina St. vs. South Carolina	Feb. 11, 1955
34	Fred Cohen, Temple vs. Connecticut	Mar. 16, 1956
34	Bailey Howell, Mississippi St. vs. LSU	Feb. 1, 1957
34	Cal Ramsey, New York U. vs. Boston College	Feb. 16, 1957
34	Artis Gilmore, Jacksonville vs. St. Peter's	Dec. 3, 1970
34	David Vaughn, Oral Roberts vs. Brandeis	Jan. 8, 1973

(Since 1973)

Reb.	Player, Team vs. Opponent	Date
35	Larry Abney, Fresno St. vs. Southern Methodist	Feb. 17, 2000
34	David Vaughn, Oral Roberts vs. Brandeis	Jan. 8, 1973
32	Durand Macklin, LSU vs. Tulane	Nov. 26, 1976
32	Jervahgn Scales, Southern U. vs. Grambling	Feb. 7, 1994
31	Jim Bradley, Northern Ill. vs. Wis.-Milwaukee	Feb. 19, 1973
31	Calvin Natt, La.-Monroe vs. Ga. Southern	Dec. 29, 1976
30	Marvin Barnes, Providence vs. Assumption	Feb. 3, 1973
30	Brad Robinson, Kent St. vs. Central Mich.	Feb. 9, 1974
30	Monti Davis, Tennessee St. vs. Alabama St.	Feb. 8, 1979
29	Lionel Garrett, Southern U. vs. Bishop	Feb. 16, 1979
29	Donald Newman, Ark.-Little Rock vs. Centenary (La.)	Jan. 24, 1984
29	Hank Gathers, Loyola Marymount vs. U.S. Int'l	Jan. 31, 1989
28	Alvan Adams, Oklahoma vs. Indiana St.	Nov. 27, 1972
28	Cliff Robinson, Southern California vs. Portland St.	Jan. 20, 1978
28	Eric McArthur, UC Santa Barb. vs. New Mexico St.	Jan. 11, 1990
28	Marcus Mann, Mississippi Val. vs. Jackson St.	Mar. 9, 1996
28	David Bluthenthal, Southern California vs. Arizona St.	Jan. 20, 2000
27	Andy Hopson, Oklahoma St. vs. Missouri	Jan. 30, 1973
27	Henry Ray, McNeese St. vs. Texas-Arlington	1974
27	Bill Walton, UCLA vs. Loyola (Ill.)	Jan. 25, 1973
27	Bill Walton, UCLA vs. Maryland	Dec. 1, 1973
27	Rick Kelley, Stanford vs. Kentucky	Dec. 22, 1974
27	Kerry Davis, Cal St. Fullerton vs. Central Mich.	Dec. 15, 1975
27	Hank Gathers, Loyola Marymount vs. U.S. Int'l	Dec. 7, 1989
27	Dikembe Mutombo, Georgetown vs. Connecticut	Mar. 8, 1991

Reb.	Player, Team vs. Opponent	Date
27	Reginald Slater, Wyoming vs. Troy	Dec. 14, 1991
27	Ervin Johnson, New Orleans vs. Lamar	Feb. 18, 1993
27	Willie Fisher, Jacksonville vs. Louisiana Tech	Dec. 4, 1993
27	Kareem Carpenter, Eastern Mich. vs. Western Mich.	Feb. 8, 1995
27	Amien Hicks, Morris Brown vs. Clark Atlanta	Jan. 14, 2002
27	Andre Brown, DePaul vs. TCU	Feb. 6, 2002

ASSISTS

Ast.	Player, Team vs. Opponent	Date
22	Tony Fairley, Charleston So. vs. Armstrong Atlantic	Feb. 9, 1987
22	Avery Johnson, Southern U. vs. Texas Southern	Jan. 25, 1988
22	Sherman Douglas, Syracuse vs. Providence	Jan. 28, 1989
21	Mark Wade, UNLV vs. Navy	Dec. 29, 1986
21	Kelvin Scarborough, New Mexico vs. Hawaii	Feb. 13, 1987
21	Anthony Manuel, Bradley vs. UC Irvine	Dec. 19, 1987
21	Avery Johnson, Southern U. vs. Alabama St.	Jan. 16, 1988
20	Grayson Marshall, Clemson vs. Md.-East Shore	Nov. 25, 1985
20	James Johnson, Middle Tenn. vs. Freed-Hardeman	Jan. 2, 1986
20	Avery Johnson, Southern U. vs. Texas Southern	Mar. 6, 1987
20	Avery Johnson, Southern U. vs. Mississippi Val.	Feb. 8, 1988
20	Howard Evans, Temple vs. Villanova	Feb. 10, 1988
20	Jasper Walker, St. Peter's vs. Holy Cross	Feb. 11, 1989
20	Chris Corchiani, North Carolina St. vs. Maryland	Feb. 27, 1991
20	Drew Henderson, Fairfield vs. Loyola (Md.)	Jan. 25, 1992
20	Dana Harris, UMBC vs. St. Mary's	Dec. 12, 1992
20	Sam Crawford, New Mexico St. vs. Sam Houston St.	Dec. 21, 1992
20	Ray Washington, Nicholls St. vs. McNeese St.	Jan. 28, 1995
20	Mateen Cleaves, Michigan St. vs. Michigan	Mar. 4, 2000
19	Frank Nardi, Wis.-Green Bay vs. UNI	Feb. 24, 1986
19	Avery Johnson, Southern U. vs. Tex. A&M-Kingsville	Dec. 6, 1986
19	Avery Johnson, Southern U. vs. Jackson St.	Jan. 16, 1987
19	Andre Van Drost, Wagner vs. Long Island	Feb. 25, 1987
19	Todd Lehmann, Drexel vs. Liberty	Feb. 5, 1990
19	Greg Anthony, UNLV vs. Pacific	Dec. 29, 1990
19	Keith Jennings, East Tenn. St. vs. Appalachian St.	Feb. 2, 1991
19	Nelson Haggerty, Baylor vs. Oral Roberts	Feb. 27, 1993
19	Andres Rodriguez, American vs. Navy	Jan. 14, 2004

BLOCKED SHOTS

Blk.	Player, Team vs. Opponent	Date
14	David Robinson, Navy vs. UNC Wilmington	Jan. 4, 1986
14	Shawn Bradley, Brigham Young vs. Eastern Ky.	Dec. 7, 1990
14	Roy Rogers, Alabama vs. Georgia	Feb. 10, 1996
14	Loren Woods, Arizona vs. Oregon	Feb. 3, 2000
13	Kevin Roberson, Vermont vs. New Hampshire	Jan. 9, 1992
13	Jim McIvaine, Marquette vs. Northeastern Ill.	Dec. 9, 1992
13	Keith Closs, Central Conn. St. vs. St. Francis (Pa.)	Dec. 21, 1994
13	D'or Fischer, Northwestern St. vs. Texas St.	Jan. 22, 2001
13	Kyle Davis, Auburn vs. Miami (Fla.)	Mar. 14, 2001
13	Wojciech Myrda, La.-Monroe vs. Texas-San Antonio	Jan. 17, 2002
13	Anthony King, Miami (Fla.) vs. Fla. Atlantic	Nov. 29, 2004
13	Deng Gai, Fairfield vs. Siena	Jan. 22, 2005
12	David Robinson, Navy vs. James Madison	Jan. 9, 1986
12	Derrick Lewis, Maryland vs. James Madison	Jan. 28, 1987
12	Rodney Blake, St. Joseph's vs. Cleveland St.	Dec. 2, 1987
12	Walter Palmer, Dartmouth vs. Harvard	Jan. 9, 1988
12	Alan Ogg, UAB vs. Florida A&M	Dec. 16, 1988
12	Dikembe Mutombo, Georgetown vs. St. John's (N.Y.)	Jan. 23, 1989
12	Shaquille O'Neal, LSU vs. Loyola Marymount	Feb. 3, 1990
12	Cedric Lewis, Maryland vs. South Fla.	Jan. 19, 1991
12	Ervin Johnson, New Orleans vs. Texas A&M	Dec. 29, 1992
12	Kurt Thomas, TCU vs. Texas A&M	Feb. 25, 1995
12	Keith Closs, Central Conn. St. vs. Troy	Jan. 20, 1996
12	Adonal Foyle, Colgate vs. Fairfield	Nov. 26, 1996
12	Adonal Foyle, Colgate vs. Navy	Feb. 5, 1997
12	Tarvis Williams, Hampton vs. N.C. A&T	Jan. 9, 1999
12	Darrick Davenport, TCU vs. Alas. Fairbanks	Nov. 20, 1999

On the chart of single-game rebounders since 1973, Fresno State's Larry Abney tops the list with 35 boards against Southern Methodist on February 17, 2000.



Photo from Fresno State Sports Information

Blk.	Player, Team vs. Opponent	Date
12	Tarvis Williams, Hampton vs. Delaware St.	Jan. 13, 2001
12	D'or Fischer, Northwestern St. vs. Siena	Nov. 21, 2001

STEALS

Stl.	Player, Team vs. Opponent	Date
13	Mookie Blaylock, Oklahoma vs. Centenary (La.)	Dec. 12, 1987
13	Mookie Blaylock, Oklahoma vs. Loyola Marymount	Dec. 17, 1988
12	Kenny Robertson, Cleveland St. vs. Wagner	Dec. 3, 1988
12	Terry Evans, Oklahoma vs. Florida A&M	Jan. 27, 1993
12	Richard Duncan, Middle Tenn. vs. Eastern Ky	Feb. 20, 1999
12	Greedy Daniels, TCU vs. Ark.-Pine Bluff	Dec. 30, 2000
12	Jehiel Lewis, Navy vs. Bucknell	Jan. 12, 2002
11	Darron Brittman, Chicago St. vs. McKendree	Jan. 24, 1986
11	Darron Brittman, Chicago St. vs. St. Xavier	Feb. 8, 1986
11	Marty Johnson, Towson vs. Bucknell	Feb. 17, 1988
11	Aldwin Ware, Florida A&M vs. Tuskegee	Feb. 24, 1988
11	Mark Macon, Temple vs. Notre Dame	Jan. 29, 1989
11	Carl Thomas, Eastern Mich. vs. Chicago St.	Feb. 20, 1991
11	Ron Arnold, St. Francis (N.Y.) vs. Mt. St. Mary's	Feb. 4, 1993
11	Tyus Edney, UCLA vs. George Mason	Dec. 22, 1995
11	Philip Huler, Fla. Atlantic vs. Campbell	Jan. 18, 1997
11	Ali Ton, Davidson vs. Tufts	Nov. 29, 1997
11	Chris Thomas, Notre Dame vs. New Hampshire	Nov. 16, 2001
11	Drew Schifino, West Virginia vs. Ark.-Monticello	Dec. 1, 2001
11	John Linehan, Providence vs. Rutgers	Jan. 22, 2002
10	Travis Demanby, Fresno St. vs. Oklahoma St.	Feb. 10, 2002
10	33 tied	

Season Records

POINTS

Player, Team	Season	G	FG	3FG	FT	Pts.
Pete Maravich, LSU	†1970	31	522	—	337	1,381
Elvin Hayes, Houston	†1968	33	519	—	176	1,214
Frank Selvy, Furman	†1954	29	427	—	355	1,209
Pete Maravich, LSU	†1969	26	433	—	282	1,148
Pete Maravich, LSU	1968	26	432	—	274	1,138
Bo Kimble, Loyola Marymount	†1990	32	404	92	231	1,131
Hersey Hawkins, Bradley	†1988	31	377	87	284	1,125
Austin Carr, Notre Dame	1970	29	444	—	218	1,106
Austin Carr, Notre Dame	†1971	29	430	—	241	1,101
Otis Birdsong, Houston	†1977	36	452	—	186	1,090
Dwight Lamar, La.-Lafayette	†1972	29	429	—	196	1,054
Kevin Bradshaw, U.S. Int'l	†1991	28	358	60	278	1,054
Glenn Robinson, Purdue	†1994	34	368	79	215	1,030
Hank Gathers, Loyola Marymount	†1989	31	419	0	177	1,015
Oscar Robertson, Cincinnati	†1960	30	369	—	273	1,011
Freeman Williams, Portland St.	1977	26	417	—	176	1,010
Billy McGill, Utah	†1962	26	394	—	221	1,009
Rich Fuqua, Oral Roberts	1972	28	423	—	160	1,006
Oscar Robertson, Cincinnati	†1958	28	352	—	280	984
Oscar Robertson, Cincinnati	†1959	30	331	—	316	978
Rick Barry, Miami (Fla.)	†1965	26	340	—	293	973
Larry Bird, Indiana St.	†1979	34	376	—	221	973
Dennis Scott, Georgia Tech	1990	35	336	137	161	970
Freeman Williams, Portland St.	†1978	27	410	—	149	969
Chris Jackson, LSU	1989	32	359	84	163	965

SCORING AVERAGE

Player, Team	Season	G	FG	3FG	FT	Pts.	Avg.
Pete Maravich, LSU	†1970	31	522	—	337	1,381	44.5
Pete Maravich, LSU	†1969	26	433	—	282	1,148	44.2
Pete Maravich, LSU	†1968	26	432	—	274	1,138	43.8
Frank Selvy, Furman	†1954	29	427	—	355	1,209	41.7
Johnny Neumann, Mississippi	†1971	23	366	—	191	923	40.1
Freeman Williams, Portland St.	†1977	26	417	—	176	1,010	38.8
Billy McGill, Utah	†1962	26	394	—	221	1,009	38.8
Calvin Murphy, Niagara	1968	24	337	—	242	916	38.2
Austin Carr, Notre Dame	1970	29	444	—	218	1,106	38.1
Austin Carr, Notre Dame	1971	29	430	—	241	1,101	38.0
Kevin Bradshaw, U.S. Int'l	†1991	28	358	60	278	1,054	37.6
Rick Barry, Miami (Fla.)	†1965	26	340	—	293	973	37.4
Elvin Hayes, Houston	1968	33	519	—	176	1,214	36.8
Marshall Rogers, Tex.-Pan American	†1976	25	361	—	197	919	36.8
Howard Komives, Bowling Green	†1964	23	292	—	260	844	36.7
Dwight Lamar, La.-Lafayette	†1972	29	429	—	196	1,054	36.3
Hersey Hawkins, Bradley	†1988	31	377	87	284	1,125	36.3
Darrell Floyd, Furman	†1955	25	344	—	209	897	35.9
Rich Fuqua, Oral Roberts	1972	28	423	—	160	1,006	35.9
Freeman Williams, Portland St.	†1978	27	410	—	149	969	35.9
Rick Mount, Purdue	1970	20	285	—	138	708	35.4

Player, Team	Season	G	FG	3FG	FT	Pts.	Avg.
Bo Kimble, Loyola Marymount	†1990	32	404	92	231	1,131	35.3
Oscar Robertson, Cincinnati	†1958	28	352	—	280	984	35.1
Anthony Roberts, Oral Roberts	1977	28	402	—	147	951	34.0
Dan Issel, Kentucky	1970	28	369	—	210	948	33.9
William Averitt, Pepperdine	†1973	25	352	—	144	848	33.9

†national leader

FIELD-GOAL PERCENTAGE


(Based on qualifiers for annual championship)

Player, Team	Season	G	FG	FGA	Pct.
Steve Johnson, Oregon St.	†1981	28	235	315	74.6
Dwayne Davis, Florida	†1989	33	179	248	72.2
Keith Walker, Utica	†1985	27	154	216	71.3
Steve Johnson, Oregon St.	†1980	30	211	297	71.0
Adam Mark, Belmont	†2002	26	150	212	70.8
Oliver Miller, Arkansas	†1991	38	254	361	70.4
Alan Williams, Princeton	†1987	25	163	232	70.3
Mark McNamara, California	†1982	27	231	329	70.2
Warren Kidd, Middle Tenn.	1991	30	173	247	70.0
Pete Freeman, Akron	1991	28	175	250	70.0
Joe Senser, West Chester	†1977	25	130	186	69.9
Lee Campbell, Missouri St.	†1990	29	192	275	69.8
Stephen Scheffler, Purdue	1990	30	173	248	69.8
Brendan Haywood, North Carolina	†2000	36	191	274	69.7
Mike Atkinson, Long Beach St.	†1994	26	141	203	69.5
Lester James, St. Francis (N.Y.)	1991	29	149	215	69.3
Micheal Bradley, Villanova	†2001	31	254	367	69.2
Murray Brown, Florida St.	†1979	29	237	343	69.1
Joe Senser, West Chester	†1978	25	135	197	68.5
Charles Outlaw, Houston	†1992	31	156	228	68.4
Shane Kline-Ruminski, Bowling Green	†1995	26	181	265	68.3
Marcus Kennedy, Eastern Mich.	1991	33	240	352	68.2
Felton Spencer, Louisville	1990	35	188	276	68.1
Tyrone Howard, Eastern Ky.	1987	30	156	230	67.8
Nigel Dixon, Western Ky.	†2004	28	179	264	67.8

†national leader

THREE-POINT FIELD GOALS MADE

Player, Team	Season	G	3FG
Darrin Fitzgerald, Butler	†1987	28	158
Freddie Banks, UNLV	1987	39	152
Randy Rutherford, Oklahoma St.	†1995	37	146
Terrence Woods, Florida A&M	†2004	31	140
Terrence Woods, Florida A&M	†2003	28	139
Dennis Scott, Georgia Tech	†1990	35	137
Demon Brown, Charlotte	2003	29	137
Rashad Phillips, Detroit	†2001	35	136
Pat Carroll, St. Joseph's	†2005	35	135
Troy Hudson, Southern Ill.	†1997	30	134
Timothy Pollard, Mississippi Val.	†1988	28	132
Jason Williams, Duke	2001	39	132



College basketball has not seen a scorer like Pete Maravich before or since the LSU star averaged more than 43 points a game for three straight years from 1968 to 1970. Those three seasons stand as the top three of all time for single-season scoring average by an individual.

Photo from LSU Sports Information

Player, Team	Season	G	3FG
Dave Jamerson, Ohio.....	1990	28	131
Sydney Grider, La.-Lafayette.....	1990	29	131
Keith Veney, Marshall.....	1997	29	130
Curtis Staples, Virginia.....	†1998	30	130
Kyle Korver, Creighton.....	2003	34	129
Lazelle Durden, Cincinnati.....	1995	34	127
Jeff Fryer, Loyola Marymount.....	†1989	31	126
Timothy Pollard, Mississippi Val.....	1989	28	124
Shane Battier, Duke.....	2001	39	124
Bobby Phillips, Southern U.....	†1991	28	123
Sydney Grider, La.-Lafayette.....	1989	29	122
Andy Kennedy, UAB.....	1989	34	122
Mark Alberts, Akron.....	1990	28	122
Chris Brown UC Irvine.....	†1994	26	122
Darren McLinton, James Madison.....	†1996	30	122
William Fourche, Southern U.....	1997	27	122
Taquan Dean, Louisville.....	2005	37	122

THREE-POINT FIELD GOALS MADE PER GAME

(Based on qualifiers for annual championship)

Player, Team	Season	G	3FG	Avg.
Darrin Fitzgerald, Butler.....	†1987	28	158	5.64
Terrence Woods, Florida A&M.....	†2003	28	139	4.96
Demon Brown, Charlotte.....	2003	29	137	4.72
Timothy Pollard, Mississippi Val.....	†1988	28	132	4.71
Chris Brown, UC Irvine.....	†1994	26	122	4.69
Dave Jamerson, Ohio.....	†1990	28	131	4.68
William Fourche, Southern U.....	†1997	27	122	4.52
Sydney Grider, La.-Lafayette.....	1990	29	131	4.52
Terrence Woods, Florida A&M.....	†2004	31	140	4.52
Keith Veney, Marshall.....	1997	29	130	4.48
Troy Hudson, Southern Ill.....	1997	30	134	4.47
Timothy Pollard, Mississippi Val.....	†1989	28	124	4.43
Keke Hicks, Coastal Caro.....	1994	26	115	4.42
Bobby Phillips, Southern U.....	†1991	28	123	4.39
Mitch Taylor, Southern U.....	†1995	25	109	4.36
Mark Alberts, Akron.....	1990	28	122	4.36
Curtis Staples, Virginia.....	†1998	30	130	4.33
Jeff Fryer, Loyola Marymount.....	1990	28	121	4.32
Shawn Respert, Michigan St.....	1995	28	119	4.25
Sydney Grider, La.-Lafayette.....	1989	29	122	4.21
Bernard Haslett, Southern Miss.....	†1993	26	109	4.19
Stevin Smith, Arizona St.....	1993	27	113	4.19
Tim Roberts, Southern U.....	1995	26	108	4.15
Dominick Young, Fresno St.....	†1996	29	120	4.14
Mark Alberts, Akron.....	1993	26	107	4.12

†national leader

THREE-POINT FIELD-GOAL PERCENTAGE

(Based on qualifiers for annual championship)

Player, Team	Season	G	3FG	3FGA	Pct.
Glenn Tropf, Holy Cross.....	†1988	29	52	82	63.4
Sean Wightman, Western Mich.....	†1992	30	48	76	63.2
Keith Jennings, East Tenn. St.....	†1991	33	84	142	59.2
Dave Calloway, Monmouth.....	†1989	28	48	82	58.5
Steve Kerr, Arizona.....	1988	38	114	199	57.3
Reginald Jones, Prairie View.....	†1987	28	64	112	57.1
Jim Cantamessa, Siena.....	†1998	29	66	117	56.4
Joel Tribelhorn, Colorado St.....	1989	33	76	135	56.3
Mike Joseph, Bucknell.....	1988	28	65	116	56.0
Brian Jackson, Evansville.....	†1995	27	53	95	55.8
Amory Sanders, Southeast Mo. St.....	†2001	24	53	95	55.8
Christian Laettner, Duke.....	1992	35	54	97	55.7
Reginald Jones, Prairie View.....	1988	27	85	155	54.8
Eric Rhodes, Stephen F. Austin.....	1987	30	58	106	54.7
Dave Orlandini, Princeton.....	1988	26	60	110	54.5
David Falknor, Akron.....	2001	22	47	87	54.0
Mike Joseph, Bucknell.....	1989	31	62	115	53.9
John Bays, Towson.....	1989	29	71	132	53.8
Jeff Anderson, Kent St.....	†1993	26	44	82	53.7
Jay Edwards, Indiana.....	1988	23	59	110	53.6
Anthony Davis, George Mason.....	1987	27	45	84	53.6
Mark Anglavar, Marquette.....	1989	28	53	99	53.5
Scot Dimak, Stephen F. Austin.....	1987	30	46	86	53.5
Matt Lapin, Princeton.....	†1990	27	71	133	53.4
Michael Charles, UAB.....	1988	28	63	118	53.4

†national leader

FREE-THROW PERCENTAGE

(Based on qualifiers for annual championship)

Player, Team	Season	G	FT	FTA	Pct.
Blake Ahearn, Missouri St.....	†2004	33	117	120	97.5

Player, Team	Season	G	FT	FTA	Pct.
Craig Collins, Penn St.....	†1985	27	94	98	95.9
J.J. Redick, Duke.....	2004	37	143	150	95.3
Steve Drabyn, Belmont.....	†2003	29	78	82	95.1
Rod Foster, UCLA.....	†1982	27	95	100	95.0
Clay McKnight, Pacific.....	†2000	24	74	78	94.9
Matt Logie, Lehigh.....	2003	28	91	96	94.8
Blake Ahearn, Missouri St.....	†2005	32	90	95	94.7
Carlos Gibson, Marshall.....	†1978	28	84	89	94.4
Danny Basile, Marist.....	†1994	27	84	89	94.4
Jim Barton, Dartmouth.....	†1986	26	65	69	94.2
Gary Buchanan, Villanova.....	†2001	31	97	103	94.2
Jack Moore, Nebraska.....	1982	27	123	131	93.9
J.J. Redick, Duke.....	2005	33	196	209	93.8
Rob Robbins, New Mexico.....	†1990	34	101	108	93.5
Dandrea Evans, Troy.....	1994	27	72	77	93.5
Tommy Boyer, Arkansas.....	†1962	23	125	134	93.3
Jake Sullivan, Iowa St.....	2003	33	83	89	93.3
Damon Goodwin, Dayton.....	1986	30	95	102	93.1
Brent Jolly, Tennessee Tech.....	2001	29	95	102	93.1
Ryan Mendez, Stanford.....	2001	34	94	101	93.1
Brian Magid, George Washington.....	†1980	26	79	85	92.9
Mike Joseph, Bucknell.....	1990	29	144	155	92.9
Hollis Price, Oklahoma.....	2003	34	130	140	92.9
Steve Kaplan, Rutgers.....	†1970	23	102	110	92.7
Dave Hildahl, Portland St.....	†1981	21	76	82	92.7

†national leader

REBOUNDS

Player, Team	Ht.	Season	G	Reb.
Walt Dukes, Seton Hall.....	6-10	†1953	33	734
Leroy Wright, Pacific.....	6-8	†1959	26	652
Tom Gola, La Salle.....	6-6	†1954	30	652
Charlie Tyra, Louisville.....	6-8	†1956	29	645
Paul Silas, Creighton.....	6-7	†1964	29	631
Elvin Hayes, Houston.....	6-8	†1968	33	624
Artis Gilmore, Jacksonville.....	7-2	†1970	28	621
Tom Gola, La Salle.....	6-6	†1955	31	618
Ed Conlin, Fordham.....	6-5	1953	26	612
Art Quimby, Connecticut.....	6-5	1955	25	611
Bill Russell, San Francisco.....	6-9	1956	29	609
Jim Ware, Oklahoma City.....	6-8	†1966	29	607
Joe Holup, George Washington.....	6-6	1956	26	604
Artis Gilmore, Jacksonville.....	7-2	†1971	26	603
Elton Tuttle, Creighton.....	6-5	1954	30	601
Marvin Barnes, Providence.....	6-9	†1974	32	597
Bill Russell, San Francisco.....	6-9	1955	29	594
Art Quimby, Connecticut.....	6-5	1954	26	588
Ed Conlin, Fordham.....	6-5	1955	27	578
Marvin Barnes, Providence.....	6-9	†1973	30	571
Bill Spivey, Kentucky.....	7-0	†1951	33	567
Bob Pelkington, Xavier.....	6-7	1964	26	567
Paul Silas, Creighton.....	6-7	†1962	25	563
Elgin Baylor, Seattle.....	6-6	†1959	29	559
Paul Silas, Creighton.....	6-7	†1963	27	557

†national leader

(Since 1973)

Player, Team	Ht.	Season	G	Reb.
Marvin Barnes, Providence.....	6-9	†1974	32	597
Marvin Barnes, Providence.....	6-9	†1973	30	571
Kermit Washington, American.....	6-8	1973	25	511
Bill Walton, UCLA.....	6-11	1973	30	506
Larry Bird, Indiana St.....	6-9	†1979	34	505
Larry Kenon, Memphis.....	6-9	†1973	30	501
Akeem Olajuwon, Houston.....	7-0	†1984	37	500
Glenn Mosley, Seton Hall.....	6-8	†1977	29	473
Popeye Jones, Murray St.....	6-8	†1991	33	469
Pete Padgett, Nevada.....	6-8	†1973	26	462
Xavier McDaniel, Wichita St.....	6-8	†1985	31	460
Larry Johnson, UNLV.....	6-7	†1990	40	457
Tim Duncan, Wake Forest.....	6-11	†1997	31	457
Anthony Bonner, St. Louis.....	6-8	1990	33	456
Bill Cartwright, San Francisco.....	7-1	1979	29	455
David Robinson, Navy.....	6-11	†1986	35	455
Benoit Benjamin, Creighton.....	7-0	1985	32	451
Jerome Lane, Pittsburgh.....	6-6	†1987	33	444
Robert Elmore, Wichita St.....	6-10	1977	28	441
John Irving, Hofstra.....	6-9	1977	27	440
Lionel Garrett, Southern U.....	6-9	1979	28	433
Popeye Jones, Murray St.....	6-8	†1992	30	431
Andrew Bogut, Utah.....	7-0	†2005	35	427
Jim Bradley, Northern Ill.....	6-10	1973	24	426
Hank Gathers, Loyola Marymount.....	6-7	†1989	31	426

†national leader

REBOUND AVERAGE

Player, Team	Ht.	Season	G	Reb.	Avg.
Charlie Slack, Marshall	6-5	†1955	21	538	25.6
Leroy Wright, Pacific	6-8	†1959	26	652	25.1
Art Quimby, Connecticut	6-5	1955	25	611	24.4
Charlie Slack, Marshall	6-5	1956	22	520	23.6
Ed Conlin, Fordham	6-5	†1953	26	612	23.5
Joe Holup, George Washington	6-6	††1956	26	604	23.2
Artis Gilmore, Jacksonville	7-2	†1971	26	603	23.2
Art Quimby, Connecticut	6-5	†1954	26	588	22.6
Paul Silas, Creighton	6-7	1962	25	563	22.5
Leroy Wright, Pacific	6-8	†1960	17	380	22.4
Walt Dukes, Seton Hall	6-10	1953	33	734	22.2
Charlie Tyra, Louisville	6-8	1956	29	645	22.2
Charlie Slack, Marshall	6-5	1954	21	466	22.2
Artis Gilmore, Jacksonville	7-2	†1970	28	621	22.2
Bill Chambers, William & Mary	6-4	1953	22	480	21.8
Bob Pelkington, Xavier	6-7	†1964	26	567	21.8
Dick Cunningham, Murray St.	6-10	†1967	22	479	21.8
Paul Silas, Creighton	6-7	1964	29	631	21.8
Tom Gola, La Salle	6-6	1954	30	652	21.7
Jerry Harper, Alabama	6-8	1956	24	517	21.5
Spencer Haywood, Detroit	6-8	†1969	22	472	21.5
Ed Conlin, Fordham	6-5	1955	27	578	21.4
Tom Heinsohn, Holy Cross	6-7	1956	26	549	21.1
Bill Russell, San Francisco	6-9	1956	29	609	21.0
Toby Kimball, Connecticut	6-8	†1965	23	483	21.0

†national leader; ††From 1956 through 1962, individual champions were determined by percentage of all recoveries; Holup led in percentage of recoveries and Slack led in average in 1956.

(Since 1973)

Player, Team	Ht.	Season	G	Reb.	Avg.
Kermit Washington, American	6-8	†1973	25	511	20.4
Marvin Barnes, Providence	6-9	1973	30	571	19.0
Marvin Barnes, Providence	6-9	†1974	32	597	18.7
Pete Padgett, Nevada	6-8	1973	26	462	17.8
Jim Bradley, Northern Ill.	6-10	1973	24	426	17.8
Bill Walton, UCLA	6-11	1973	30	506	16.9
Larry Kenon, Memphis	6-9	1973	30	501	16.7
Glenn Mosley, Seton Hall	6-8	†1977	29	473	16.3
John Irving, Hofstra	6-9	1977	27	440	16.3
Carlos McCullough, Tex.-Pan American	6-7	1974	22	358	16.3
Brad Robinson, Kent St.	6-7	1974	26	423	16.3
Monti Davis, Tennessee St.	6-7	†1979	26	421	16.2
Sam Pellom, Buffalo	6-8	†1976	26	420	16.2
Robert Emlore, Wichita St.	6-10	1977	28	441	15.8
Bill Cartwright, San Francisco	7-1	1979	29	455	15.7
Bill Champion, Manhattan	6-10	1973	26	402	15.5
Bill Champion, Manhattan	6-10	1974	27	419	15.5
Lionel Garrett, Southern U.	6-9	1979	28	433	15.5
Dwayne Barnett, Samford	6-6	1976	23	354	15.4
John Irving, Hofstra	6-9	†1975	21	323	15.4
Cornelius Cash, Bowling Green	6-8	1973	26	396	15.2
Pete Padgett, Nevada	6-8	1974	26	395	15.2
Jimmie Baker, UNLV	6-9	1973	28	424	15.1
Larry Smith, Alcorn St.	6-8	†1980	26	392	15.1
Charles McKinney, Baylor	6-6	1974	25	375	15.0
Lewis Lloyd, Drake	6-6	1980	27	406	15.0

†national leader

ASSISTS

Player, Team	Season	G	Ast.
Mark Wade, UNLV	†1987	38	406
Avery Johnson, Southern U.	†1988	30	399
Anthony Manuel, Bradley	1988	31	373
Avery Johnson, Southern U.	1987	31	333
Mark Jackson, St. John's (N.Y.)	†1986	32	328
Sherman Douglas, Syracuse	†1989	38	326
Greg Anthony, UNLV	†1991	35	310
Sam Crawford, New Mexico St.	†1993	34	310
Reid Gettys, Houston	†1984	37	309
Carl Golston, Loyola (Ill.)	†1985	33	305
Craig Neal, Georgia Tech	1988	32	303
Keith Jennings, East Tenn. St.	1991	33	301
Doug Gottlieb, Oklahoma St.	†1999	34	299
Chris Corchiani, North Carolina St.	1991	31	299
Keith Jennings, East Tenn. St.	†1990	34	297
Howard Evans, Temple	1988	34	294
Ahlon Lewis, Arizona St.	†1998	32	294
Doug Gottlieb, Oklahoma St.	†2000	34	293
Danny Tarkanian, UNLV	1984	34	289
Sherman Douglas, Syracuse	1987	38	289
Bobby Hurley, Duke	1991	39	289
Greg Anthony, UNLV	1990	39	289
Sherman Douglas, Syracuse	1988	35	288

Player, Team

Player, Team	Season	G	Ast.
Bobby Hurley, Duke	1990	38	288
Marcus Carr, Cal St. Northridge	†2001	32	286
Steve Blake, Maryland	†2002	36	286

†national leader

ASSIST AVERAGE

Player, Team	Season	G	Ast.	Avg.
Avery Johnson, Southern U.	†1988	30	399	13.30
Anthony Manuel, Bradley	1988	31	373	12.03
Avery Johnson, Southern U.	†1987	31	333	10.74
Mark Wade, UNLV	1987	38	406	10.68
Nelson Haggerty, Baylor	†1995	28	284	10.14
Glenn Williams, Holy Cross	†1989	28	278	9.92
Chris Corchiani, North Carolina St.	†1991	31	299	9.65
Tony Fairley, Charleston So.	1987	28	270	9.64
Tyrone Bogue, Wake Forest	1987	29	276	9.52
Ron Weingard, Hofstra	†1985	24	228	9.50
Craig Neal, Georgia Tech	1988	32	303	9.47
Craig Lathan, Ill.-Chicago	†1984	29	274	9.45
Curtis McCants, George Mason	1995	27	251	9.30
Andre Van Drost, Wagner	1987	28	260	9.29
Todd Lehmann, Drexel	†1990	28	260	9.29
Danny Tirado, Jacksonville	1991	28	259	9.25
Carl Golston, Loyola (Ill.)	1985	33	305	9.24
Ahlon Lewis, Arizona St.	†1998	32	294	9.19
Terrell Lowery, Loyola Marymount	1991	31	283	9.13
Keith Jennings, East Tenn. St.	1991	33	301	9.12
Sam Crawford, New Mexico St.	†1993	34	310	9.12
Mark Jackson, St. John's (N.Y.)	†1986	36	328	9.11
Aaron Mitchell, La.-Lafayette	1990	29	264	9.10
Jason Kidd, California	†1994	30	272	9.07
Mark Dickel, UNLV	†2000	31	280	9.03

†national leader

BLOCKED SHOTS

Player, Team	Season	G	Blk.
David Robinson, Navy	†1986	35	207
Adonal Foyle, Colgate	†1997	28	180
Keith Closs, Central Conn. St.	†1996	28	178
Shawn Bradley, Brigham Young	†1991	34	177
Wojciech Myrda, La.-Monroe	†2002	32	172
Alonzo Mourning, Georgetown	†1989	34	169
Adonal Foyle, Colgate	1996	29	165
Deng Gai, Fairfield	†2005	30	165
Ken Johnson, Ohio St.	†2000	30	161
Alonzo Mourning, Georgetown	†1992	32	160
Shaquille O'Neal, LSU	1992	30	157
Roy Rogers, Alabama	1996	32	156
Emeka Okafor, Connecticut	†2003	33	156
Dikembe Mutombo, Georgetown	1991	32	151
Adonal Foyle, Colgate	†1995	30	147
Tarvis Williams, Hampton	†2001	32	147
Emeka Okafor, Connecticut	†2004	36	147
Theo Ratliff, Wyoming	1995	28	144
David Robinson, Navy	†1987	32	144
Wojciech Myrda, La.-Monroe	2000	28	144
Cedric Lewis, Maryland	1991	28	143
Jim McIlvaine, Marquette	†1994	33	142
Alvin Jones, Georgia Tech	†1998	33	141
Shaquille O'Neal, LSU	1991	28	140
Calvin Booth, Penn St.	1998	32	140

†national leader

BLOCKED-SHOT AVERAGE

Player, Team	Season	G	Blk.	Avg.
Adonal Foyle, Colgate	†1997	28	180	6.43
Keith Closs, Central Conn. St.	†1996	28	178	6.36
David Robinson, Navy	†1986	35	207	5.91
Adonal Foyle, Colgate	1996	29	165	5.69
Deng Gai, Fairfield	†2005	30	165	5.50
Shawn James, Northeastern	2005	25	136	5.44
Wojciech Myrda, La.-Monroe	†2002	32	172	5.38
Ken Johnson, Ohio St.	†2000	30	161	5.37
Keith Closs, Central Conn. St.	†1995	26	139	5.35
Shaquille O'Neal, LSU	†1992	30	157	5.23
Shawn Bradley, Brigham Young	†1991	34	177	5.21
Theo Ratliff, Wyoming	1995	28	144	5.14
Wojciech Myrda, La.-Monroe	2000	28	144	5.14
Cedric Lewis, Maryland	1991	28	143	5.11
Shaquille O'Neal, LSU	1991	28	140	5.00
Alonzo Mourning, Georgetown	1992	32	160	5.00
Tarvis Williams, Hampton	†1999	27	135	5.00

Player, Team	Season	G	Blk.	Avg.
Alonzo Mourning, Georgetown	†1989	34	169	4.97
Kevin Roberson, Vermont	1992	28	139	4.96
Adonal Foyle, Colgate	1995	30	147	4.90
Roy Rogers, Alabama	1996	32	156	4.88
Lorenzo Coleman, Tennessee Tech	1997	28	134	4.79
Kenny Green, Rhode Island	†1990	26	124	4.77
Emeka Okafor, Connecticut	†2003	33	156	4.73
Dikembe Mutombo, Georgetown	1991	32	151	4.72

†national leader

STEALS

Player, Team	Season	G	Stl.
Desmond Cambridge, Alabama A&M	†2002	29	160
Mookie Blaylock, Oklahoma	†1988	39	150
Aldwin Ware, Florida A&M	1988	29	142
Darron Brittman, Chicago St.	†1986	28	139
John Linehan, Providence	2002	31	139
Nadav Henefeld, Connecticut	†1990	37	138
Mookie Blaylock, Oklahoma	†1989	35	131
Ronn McMahon, Eastern Wash.	1990	29	130
Obie Trotter, Alabama A&M	†2005	32	125
Marty Johnson, Towson	1988	30	124
Allen Iverson, Georgetown	†1996	37	124
Eric Coley, Tulsa	†2000	37	123
Jim Paguaga, St. Francis (N.Y.)	1986	28	120
Shawn Griggs, La-Lafayette	†1994	30	120
Painter Williams, McNeese St.	1996	27	118
Tony Fairley, Charleston So.	†1987	28	114
Scott Burrell, Connecticut	†1991	31	112
Kenny Robertson, Cleveland St.	1989	28	111
Lance Blanks, Texas	1989	34	111
Eric Murdock, Providence	1991	32	111
Jason Kidd, California	†1993	29	110
Johnny Rhodes, Maryland	1996	30	110
Robert Dowdell, Coastal Caro.	1990	29	109
Keith Jennings, East Tenn. St.	1991	33	109
Mark Woods, Wright St.	1993	30	109
Gerald Walker, San Francisco	1994	28	109

†national leader

STEAL AVERAGE

Player, Team	Season	G	Stl.	Avg.
Desmond Cambridge, Alabama A&M	†2002	29	160	5.52
Darron Brittman, Chicago St.	†1986	28	139	4.96
Aldwin Ware, Florida A&M	†1988	29	142	4.90
John Linehan, Providence	2002	31	139	4.48
Ronn McMahon, Eastern Wash.	†1990	29	130	4.48
Painter Williams, McNeese St.	†1996	27	118	4.37
Greedy Daniels, TCU	†2001	25	108	4.32
Jim Paguaga, St. Francis (N.Y.)	1986	28	120	4.29
Marty Johnson, Towson	1988	30	124	4.13
Tony Fairley, Charleston So.	†1987	28	114	4.07
Shawn Griggs, La-Lafayette	†1994	30	120	4.00
Kenny Robertson, Cleveland St.	†1989	28	111	3.96
Marques Green, St. Bonaventure	†2004	27	107	3.96
Alexis McMillan, Stetson	†2003	22	87	3.95
Obie Trotter, Alabama A&M	†2005	32	125	3.91
Gerald Walker, San Francisco	1994	28	109	3.89
Mookie Blaylock, Oklahoma	1988	39	150	3.85

Player, Team	Season	G	Stl.	Avg.
Carl Williams, Liberty	†2000	28	107	3.82
Desmond Cambridge, Alabama A&M	2001	28	107	3.82
Jason Kidd, California	†1993	29	110	3.79
Jay Goodman, Utah St.	1993	27	102	3.78
Andre Cradle, Long Island	1994	21	79	3.76
Robert Dowdell, Coastal Caro.	1990	29	109	3.76
Mookie Blaylock, Oklahoma	1989	35	131	3.74
Johnny Rhodes, Maryland	1996	30	110	3.67

†national leader

Top Season Performances by Class

SCORING AVERAGE

Class	Player, Team	Season	G	FG	3FG	FT	Pts.	Avg.
Senior	Pete Maravich, LSU	1970	31	522	—	337	1,381	44.5
Junior	Pete Maravich, LSU	1969	26	433	—	282	1,148	44.2
Sophomore	Pete Maravich, LSU	1968	26	432	—	274	1,138	43.8
Freshman	Chris Jackson, LSU	1989	32	359	84	163	965	30.2

FIELD-GOAL PERCENTAGE

Class	Player, Team	Season	G	FG	FGA	Pct.
Senior	Steve Johnson, Oregon St.	1981	28	235	315	74.6
Junior	Steve Johnson, Oregon St.	1980	30	211	297	71.0
Sophomore	Dwayne Davis, Florida	1989	33	179	248	72.2
Freshman	Sidney Moncrief, Arkansas	1976	28	149	224	66.5

THREE-POINT FIELD GOALS MADE PER GAME

Class	Player, Team	Season	G	3FG	Avg.
Senior	Darrin Fitzgerald, Butler	1987	28	158	5.64
Junior	Terrence Woods, Florida A&M	2003	28	139	4.96
Sophomore	Mark Alberts, Akron	1990	28	122	4.36
Freshman	Keith Veney, Lamar	1993	27	106	3.93

THREE-POINT FIELD-GOAL PERCENTAGE

Class	Player, Team	Season	G	3FG	3FGA	Pct.
Senior	Keith Jennings, East Tenn. St.	1991	33	84	142	59.2
Junior	Glenn Tropf, Holy Cross	1988	29	52	82	63.4
Sophomore	Dave Calloway, Monmouth	1989	28	48	82	58.5
Freshman	Jay Edwards, Indiana	1988	23	59	110	53.6

FREE-THROW PERCENTAGE

Class	Player, Team	Season	G	FT	FTA	Pct.
Senior	Craig Collins, Penn St.	1985	27	94	98	95.9
Junior	Steve Drabyn, Belmont	2003	29	78	82	95.1
Sophomore	J.J. Redick, Duke	2004	37	143	150	95.3
Freshman	Blake Ahearn, Missouri St.	2004	33	117	120	97.5

REBOUND AVERAGE

Class	Player, Team	Season	G	Reb.	Avg.
Senior	Art Quimby, Connecticut	1955	25	611	24.4
Junior	Charlie Slack, Marshall	1955	21	538	25.6
Sophomore	Ed Conlin, Fordham	1953	26	612	23.5
Freshman	Pete Padgett, Nevada	1973	26	462	17.8

REBOUND AVERAGE (Since 1973)

Class	Player, Team	Season	G	Reb.	Avg.
Senior	Kermit Washington, American	1973	22	439	20.0
Junior	Marvin Barnes, Providence	1973	30	571	19.0
Sophomore	Brad Robinson, Kent St.	1974	26	423	16.3
Freshman	Pete Padgett, Nevada	1973	26	462	17.8

ASSIST AVERAGE

Class	Player, Team	Season	G	Ast.	Avg.
Senior	Avery Johnson, Southern U.	1988	30	399	13.30
Junior	Anthony Manuel, Bradley	1988	31	373	12.03
Sophomore	Curtis McCants, George Mason	1995	27	251	9.30
Freshman	Omar Cook, St. John's (N.Y.)	2001	29	252	8.69

BLOCKED-SHOT AVERAGE

Class	Player, Team	Season	G	Blk.	Avg.
Senior	Deng Gai, Fairfield	2005	30	165	5.50
Junior	Adonal Foyle, Colgate	1997	28	180	6.43
Sophomore	Keith Closs, Central Conn. St.	1996	28	178	6.36
Freshman	Shawn James, Northeastern	2005	26	136	5.44

STEAL AVERAGE

Class	Player, Team	Season	G	Stl.	Avg.
Senior	Desmond Cambridge, Alabama A&M	2002	29	160	5.52
Junior	Kenny Robertson, Cleveland St.	1989	28	111	3.96
Sophomore	Gerald Walker, San Francisco	1994	28	109	3.89
Freshman	Jason Kidd, California	1993	29	110	3.79



In 2004, Duke's J.J. Redick made 95.3 percent of his free throws to set the all-time sophomore season record.

Photo from Duke Sports Information

Top Season Performances by a Freshman

POINTS

Player, Team	Season	G	FG	3FG	FT	Pts.
Chris Jackson, LSU	1989	32	359	84	163	965
James Williams, Austin Peay	1973	29	360	—	134	854
Jason Conley, VMI	2002	28	285	79	171	820
Wayman Tisdale, Oklahoma	1983	33	338	—	134	810
Alphonso Ford, Mississippi Val.	1990	27	289	104	126	808

SCORING AVERAGE

Player, Team	Season	G	FG	3FG	FT	Pts.	Avg.
Chris Jackson, LSU	1989	32	359	84	163	965	30.2
Alphonso Ford, Mississippi Val.	1990	27	289	104	126	808	29.9
James Williams, Austin Peay	1973	29	360	—	134	854	29.4
Jason Conley, VMI	2002	28	285	79	171	820	29.3
Harry Kelly, Texas Southern	1980	26	313	—	127	753	29.0

FIELD-GOAL PERCENTAGE

Player, Team	Season	G	FG	FGA	Pct.
Sidney Moncrief, Arkansas	1976	28	149	224	66.5
Gary Trent, Ohio	1993	27	194	298	65.1
Ed Pinckney, Villanova	1982	32	169	264	64.0
David Harrison, Colorado	2002	27	139	218	63.8
Jimmy Lunsford, Alabama St.	1993	22	142	223	63.7

THREE-POINT FIELD GOALS MADE

Player, Team	Season	G	3FG
Keydren Clark, St. Peter's	2003	29	109
Keith Veney, Lamar	1993	27	106
Alphonso Ford, Mississippi Val.	1990	27	104
Tony Ross, San Diego St.	1987	28	104
Ronnie McCollum, Centenary (La.)	1998	30	101
Ken Tutt, Oral Roberts	2004	28	101

THREE-POINT FIELD GOALS MADE PER GAME

Player, Team	Season	G	3FG	Avg.
Keith Veney, Lamar	1993	27	106	3.93
Alphonso Ford, Mississippi Val.	1990	27	104	3.85
Keydren Clark, St. Peter's	2003	29	109	3.76
Tony Ross, San Diego St.	1987	28	104	3.71
Donnie Carr, La Salle	1997	27	99	3.67

THREE-POINT FIELD-GOAL PERCENTAGE

Player, Team	Season	G	3FG	3FGA	Pct.
Jay Edwards, Indiana	1988	23	59	110	53.6
Ross Richardson, Loyola Marymount	1991	25	61	116	52.6
Lance Barker, Valparaiso	1992	26	61	117	52.1
Ed Peterson, Yale	1989	28	53	104	51.0
Ross Land, Northern Ariz.	1997	28	64	126	50.8
Willie Brand, Texas-Arlington	1988	29	65	128	50.8

FREE-THROW PERCENTAGE

Player, Team	Season	G	FT	FTA	Pct.
Blake Ahearn, Missouri St.	2004	33	117	120	97.5
Jim Barton, Dartmouth	1986	26	65	69	94.2
J.J. Redick, Duke	2003	33	102	111	91.9
Steve Alford, Indiana	1984	31	137	150	91.3
Gerry McNamara, Syracuse	2003	35	90	99	90.9

REBOUNDS

Player, Team	Season	G	Reb.
Pete Padgett, Nevada	1973	26	462
Kenny Miller, Loyola (Ill.)	1988	29	395
Shaquille O'Neal, LSU	1990	32	385
Ralph Sampson, Virginia	1980	34	381
Paul Millsap, Louisiana Tech	2004	30	374

REBOUND AVERAGE

Player, Team	Season	G	Reb.	Avg.
Pete Padgett, Nevada	1973	26	462	17.8
Glenn Moseley, Seton Hall	1974	21	299	14.2
Ira Terrell, Southern Methodist	1973	25	352	14.1
Kenny Miller, Loyola (Ill.)	1988	29	395	13.6
Bob Stephens, Drexel	1976	23	307	13.3

ASSISTS

Player, Team	Season	G	Ast.
Bobby Hurley, Duke	1990	38	288
Kenny Anderson, Georgia Tech	1990	35	285

Player, Team

Player, Team	Season	G	Ast.
T.J. Ford, Texas	2002	33	273
Andre LaFleur, Northeastern	1984	32	252
Omar Cook, St. John's (N.Y.)	2001	29	252
Chris Thomas, Notre Dame	2002	33	252

ASSIST AVERAGE

Player, Team	Season	G	Ast.	Avg.
Omar Cook, St. John's (N.Y.)	2001	29	252	8.69
T.J. Ford, Texas	2002	33	273	8.27
Orlando Smart, San Francisco	1991	29	237	8.17
Kenny Anderson, Georgia Tech	1990	35	285	8.14
Taurence Chisholm, Delaware	1985	28	224	8.00

BLOCKED SHOTS

Player, Team	Season	G	Blk.
Shawn Bradley, Brigham Young	1991	34	177
Alonzo Mourning, Georgetown	1989	34	169
Adonal Foyle, Colgate	1995	30	147
Alvin Jones, Georgia Tech	1998	33	141
Keith Closs, Central Conn. St.	1995	26	139

BLOCKED-SHOT AVERAGE

Player, Team	Season	G	Blk.	Avg.
Shawn James, Northeastern	2005	25	136	5.44
Keith Closs, Central Conn. St.	1995	26	139	5.35
Shawn Bradley, Brigham Young	1991	34	177	5.21
Alonzo Mourning, Georgetown	1989	34	169	4.97
Adonal Foyle, Colgate	1995	30	147	4.90

STEALS

Player, Team	Season	G	Stl.
Nadav Henefeld, Connecticut	1990	37	138
Jason Kidd, California	1993	29	110
Kellii Taylor, Pittsburgh	1997	32	101
Ben Larson, Cal Poly	1996	29	100
Five tied with 90			

STEAL AVERAGE

Player, Team	Season	G	Stl.	Avg.
Jason Kidd, California	1993	29	110	3.79
Nadav Henefeld, Connecticut	1990	37	138	3.73
Ben Larson, Cal Poly	1996	29	100	3.45
Eric Murdock, Providence	1988	28	90	3.21
Pat Baldwin, Northwestern	1991	28	90	3.21
Joel Hoover, Md.-East. Shore	1997	28	90	3.21

Career Records

POINTS

Player, Team	Ht.	Last Season	Yrs.	G	FG	3FG#	FT	Pts.
Pete Maravich, LSU	6-5	1970	3	83	1,387	—	893	3,667
Freeman Williams, Portland St.	6-4	1978	4	106	1,369	—	511	3,249
Lionel Simmons, La Salle	6-7	1990	4	131	1,244	56	673	3,217
Alphonso Ford, Mississippi Val.	6-2	1993	4	109	1,121	333	590	3,165
Harry Kelly, Texas Southern	6-7	1983	4	110	1,234	—	598	3,066
Hersey Hawkins, Bradley	6-3	1988	4	125	1,100	118	690	3,008
Oscar Robertson, Cincinnati	6-5	1960	3	88	1,052	—	869	2,973
Danny Manning, Kansas	6-10	1988	4	147	1,216	10	509	2,951
Alfredrick Hughes, Loyola (Ill.)	6-5	1985	4	120	1,226	—	462	2,914
Elvin Hayes, Houston	6-8	1968	3	93	1,215	—	454	2,884
Larry Bird, Indiana St.	6-9	1979	3	94	1,154	—	542	2,850
Otis Birdsong, Houston	6-4	1977	4	116	1,176	—	480	2,832
Kevin Bradshaw, Bethune-Cookman & U.S. Int'l.	6-6	1991	4	111	1,027	132	618	2,804
Allan Houston, Tennessee	6-5	1993	4	128	902	346	651	2,801
Hank Gathers, Southern California & Loyola Marymount	6-7	1990	4	117	1,127	0	469	2,723
Reggie Lewis, Northeastern	6-7	1987	4	122	1,043	30(1)	592	2,708
Daren Queenan, Lehigh	6-5	1988	4	118	1,024	29	626	2,703
Byron Larkin, Xavier	6-3	1988	4	121	1,022	51	601	2,696
David Robinson, Navy	7-1	1987	4	127	1,032	1	604	2,669
Wayman Tisdale, Oklahoma	6-9	1985	3	104	1,077	—	507	2,661
Troy Bell, Boston College	6-1	2003	4	122	761	300	810	2,632
Michael Brooks, La Salle	6-7	1980	4	114	1,064	—	500	2,628
Calbert Cheaney, Indiana	6-6	1993	4	132	1,018	148	429	2,613
Mark Macon, Temple	6-5	1991	4	126	980	246	403	2,609
Don Maclean, UCLA	6-10	1992	4	127	943	11	711	2,608
Joe Dumars, McNeese St.	6-3	1985	4	116	941	(5)	723	2,605
Henry Domerant, Eastern Ill.	6-4	2003	4	120	861	285	595	2,602

Player, Team	Last							
	Ht.	Season	Yrs.	G	FG	3FG#	FT	Pts.
Terrance Bailey, Wagner	6-2	1987	4	110	985	42	579	2,591
Dickie Hemric, Wake Forest ...	6-6	1955	4	104	841	—	905	2,587
Calvin Natt, La.-Monroe	6-5	1979	4	108	1,017	—	547	2,581
Derrick Chievous, Missouri	6-7	1988	4	130	893	30	764	2,580
Skip Henderson, Marshall	6-2	1988	4	125	1,000	133	441	2,574
Austin Carr, Notre Dame.....	6-3	1971	3	74	1,017	—	526	2,560
Sean Elliott, Arizona	6-8	1989	4	133	896	140	623	2,555
Rodney Monroe, North Caro. St.	6-3	1991	4	124	885	322	459	2,551
Calvin Murphy, Niagara.....	5-10	1970	3	77	947	—	654	2,548
Keith Van Horn, Utah.....	6-9	1997	4	122	891	206	554	2,542
Frank Selvy, Furman.....	6-3	1954	3	78	922	—	694	2,538
Johnny Dawkins, Duke	6-2	1986	4	133	1,026	(19)	485	2,537
Willie Jackson, Centenary (La.)	6-6	1984	4	114	995	(18)	545	2,535
Steve Rogers, Alabama St.	6-5	1992	4	113	817	187	713	2,534
Steve Burtt, Iona.....	6-2	1984	4	121	1,003	—	528	2,534
Shawn Respert, Michigan St. .	6-3	1995	4	118	866	331	468	2,531
Joe Jakubick, Akron.....	6-5	1984	4	108	973	(53)	584	2,530
Andrew Toney, La.-Lafayette ..	6-3	1980	4	107	996	—	534	2,526
Ron Perry, Holy Cross	6-2	1980	4	109	922	—	680	2,524
Ronnie McCollum, Centenary (La.).....	6-4	2001	4	113	822	345	535	2,524
Mike Olliver, Lamar.....	6-1	1981	4	122	1,130	—	258	2,518
Bryant Stith, Virginia	6-5	1992	4	131	856	114	690	2,516
Bill Bradley, Princeton	6-5	1965	3	83	856	—	791	2,503
Jeff Gray, Iowa St.	6-5	1988	4	125	974	27	527	2,502
Elgin Baylor, Albertson & Seattle.....	6-6	1958	3	80	956	—	588	2,500

#Listed is the number of three-pointers scored since it became the national rule in 1987; the number in the parenthesis is number scored before 1987—these counted as three points in the game but counted as two-pointers in the national rankings. The three-pointers in the parenthesis are not included in total points.

2,000-POINT SCORERS

A total of 416 players in Division I history have scored at least 2,000 points over their careers. The first was Jim Lacy, Loyola (Md.), with 2,154 over four seasons ending with 1949. The first to reach 2,000 in a three-season career was Furman's Frank Selvy, 2,538 through 1954. The 416 come from 211 different colleges. Duke leads with eight 2,000-pointers: Jim Spanarkel (last season was 1979), Mike Gminski (1980), Gene Banks (1981), Mark Alarie (1986), Johnny Dawkins (1986), Danny Ferry (1989), Christian Laettner (1992) and Jason Williams (2002). Next are Georgia Tech, La Salle and Notre Dame with six, followed by Indiana, Michigan, Murray State, North Carolina, Notre Dame, Oklahoma, Syracuse, Tennessee, Villanova, Wake Forest and Xavier with five apiece.

SCORING AVERAGE

(Minimum 1,400 points)

Player, Team	Last						
	Season	Yrs.	G	FG	3FG	FT	Pts. Avg.
Pete Maravich, LSU	1968	3	83	1,387	—	893	3,667 44.2
Austin Carr, Notre Dame	1971	3	74	1,017	—	526	2,560 34.6
Oscar Robertson, Cincinnati	1960	3	88	1,052	—	869	2,973 33.8
Calvin Murphy, Niagara.....	1970	3	77	947	—	654	2,548 33.1
Dwight Lamar, La.-Lafayette	†1973	2	57	768	—	326	1,862 32.7
Frank Selvy, Furman	1954	3	78	922	—	694	2,538 32.5
Rick Mount, Purdue.....	1970	3	72	910	—	503	2,323 32.3
Darrell Floyd, Furman	1956	3	71	868	—	545	2,281 32.1
Nick Werkman, Seton Hall	1964	3	71	812	—	649	2,273 32.0
Willie Humes, Idaho St.	1971	2	48	565	—	380	1,510 31.5
William Averitt, Pepperdine.....	1973	2	49	615	—	311	1,541 31.4
Elgin Baylor, Albertson & Seattle.	1958	3	80	956	—	588	2,500 31.3
Elvin Hayes, Houston	1968	3	93	1,215	—	454	2,884 31.0
Freeman Williams, Portland St. ..	1978	4	106	1,369	—	511	3,249 30.7
Larry Bird, Indiana St.	1979	3	94	1,154	—	542	2,850 30.3
Bill Bradley, Princeton	1965	3	83	856	—	791	2,503 30.2
Rich Fuqua, Oral Roberts	†1973	2	54	692	—	233	1,617 29.9
Wilt Chamberlain, Kansas	1958	2	48	503	—	427	1,433 29.9
Rick Barry, Miami (Fla.).....	1965	3	77	816	—	666	2,298 29.8
Doug Collins, Illinois St.	1973	3	77	894	—	452	2,240 29.1
Alphonso Ford, Mississippi Val. .	1993	4	109	1,121	333	590	3,165 29.0
Chris Jackson, LSU.....	1990	2	64	664	172	354	1,854 29.0
Dave Schellhase, Purdue.....	1966	3	74	746	—	582	2,074 28.8
Dick Wilkinson, Virginia	1955	3	78	783	—	665	2,233 28.6
James Williams, Austin Peay	1974	2	54	632	—	277	1,541 28.5

†Each played two years of non-Division I competition (Lamar—four years, 3,493 points and 31.2 average; Fuqua—four years, 3,004 points and 27.1 average).

FIELD-GOAL PERCENTAGE

(Minimum 400 field goals made and 4 field goals made per game)

Player, Team	Last						
	Ht.	Season	Yrs.	G	FG	FGA	Pct.
Steve Johnson, Oregon St.	6-10	1981	4	116	828	1,222	67.8
Michael Bradley, Kentucky & Villanova	6-10	2001	3	100	441	651	67.7
Murray Brown, Florida St.	6-8	1980	4	106	566	847	66.8

Player, Team	Last						
	Ht.	Season	Yrs.	G	FG	FGA	Pct.
Lee Campbell, Middle Tenn. & Missouri St.	6-7	1990	3	88	411	618	66.5
Warren Kidd, Middle Tenn.	6-9	1993	3	83	496	747	66.4
Todd MacCulloch, Washington	7-0	1999	4	115	702	1,058	66.4
Joe Senser, West Chester.....	6-5	1979	4	96	476	719	66.2
Kevin Magee, UC Irvine.....	6-8	1982	2	56	552	841	65.6
Orlando Phillips, Pepperdine	6-7	1983	2	58	404	618	65.4
Bill Walton, UCLA.....	6-11	1974	3	87	747	1,147	65.1
William Herndon, Massachusetts	6-3	1992	4	100	472	728	64.8
Sean Finn, Dayton.....	7-0	2004	4	123	414	640	64.7
Larry Stewart, Coppin St.	6-8	1991	3	91	676	1,046	64.6
Adam Mark, Belmont.....	6-8	2004	4	112	656	1,018	64.4
Larry Johnson, UNLV.....	6-7	1991	2	75	612	952	64.3
Dwayne Davis, Florida.....	6-7	1991	4	124	572	892	64.1
Low Alcindor, UCLA.....	7-2	1969	3	88	943	1,476	63.9
Akeem Olajuwon, Houston	7-0	1984	3	100	532	833	63.9
Brendan Haywood, North Carolina...	7-0	2001	4	141	541	849	63.7
Oliver Miller, Arkansas	6-9	1992	4	137	680	1,069	63.6
Mike Coleman, Liberty	6-7	1992	4	105	421	663	63.5
Jeff Ruland, Iona.....	6-10	1980	3	89	717	1,130	63.5
Mark McNamara, California.....	6-10	1982	4	107	709	1,119	63.4
Dan McClintock, Northern Ariz.	7-0	2000	4	115	542	858	63.2
Cherokee Rhone, Centenary (La.).....	6-8	1982	3	63	421	667	63.1
Carlos Boozer, Duke.....	6-9	2002	3	101	554	878	63.1
Bobby Lee Hurt, Alabama.....	6-9	1985	4	126	646	1,024	63.1


THREE-POINT FIELD GOALS

Player, Team	Last				
	Ht.	Season	Yrs.	G	3FG
Curtis Staples, Virginia	6-3	1998	4	122	413
Keith Vene, Lamar & Marshall	6-3	1997	4	111	409
Doug Day, Radford.....	6-1	1993	4	117	401
Michael Watson, UMKC	6-0	2004	4	117	391
Ronnie Schmitz, UMKC	6-3	1993	4	112	378
Mark Alberts, Akron.....	6-1	1993	4	107	375
Brett Blizzard, UNC Wilmington	6-4	2003	4	125	371
Kyle Korver, Creighton	6-7	2003	4	128	371
Pat Bradley, Arkansas	6-2	1999	4	132	366
Bryce Drew, Valparaiso.....	6-3	1998	4	121	364
Jeff Fryer, Loyola Marymount	6-2	1990	4	112	363
T.J. Sorrentine, Vermont.....	6-3	2005	4	120	354
Terrence Woods, Florida A&M	6-3	2004	4	123	353
Dennis Scott, Georgia Tech	6-8	1990	3	99	351
Rashad Phillips, Detroit	5-10	2001	4	129	348
Allan Houston, Tennessee	6-5	1993	4	128	346
Jobey Thomas, Charlotte	6-4	2002	4	130	346
Ronnie McCollum, Centenary (La.)	6-4	2001	4	113	345
Brendan Plavich, Vanderbilt & Charlotte	6-2	2005	4	120	345
Trajan Langdon, Duke.....	6-4	1999	4	136	342
Salim Stoudamire, Arizona	6-1	2005	4	129	342
Demon Brown, Charlotte	6-1	2004	4	120	341
Louis Bullock, Michigan	6-2	1999	4	132	339
Jeff Boschee, Kansas	6-3	2002	4	137	338
Gary Buchanan, Villanova.....	6-3	2003	4	122	337

THREE-POINT FIELD GOALS PER GAME

(Minimum 200 three-point field goals made)

Player, Team	Last				
	Ht.	Season	Yrs.	G	3FG Avg.
Timothy Pollard, Mississippi Val.	6-3	1989	2	56	256 4.57
Sydney Grider, La.-Lafayette	6-3	1990	2	58	253 4.36
Brian Merriweather, Tex.-Pan American.....	6-3	2001	3	84	332 3.95
Josh Heard, Tennessee Tech.....	6-2	2000	2	55	210 3.82
Kareem Townes, La Salle	6-3	1995	3	81	300 3.70



College basketball adopted the three-point shot starting in the 1986-87 season, and Virginia's Curtis Staples has taken advantage of it the most of any Division I player, sinking 413 of them in his career.

Player, Team	Last				
	Ht.	Season	Yrs.	G	3FG Avg.
Keith Venev, Lamar & Marshall	6-3	1997	4	111	409 3.68
Dave Mooney, Coastal Caro.	6-4	1988	2	56	202 3.61
Dennis Scott, Georgia Tech	6-8	1990	3	99	351 3.55
Mark Alberts, Akron	6-1	1993	4	107	375 3.50
Doug Day, Radford	6-1	1993	4	117	401 3.43
Curtis Staples, Virginia	6-3	1998	4	122	413 3.39
Ronnie Schmitz, UMKC	6-3	1993	4	112	378 3.38
Michael Watson, UMKC	6-0	2004	4	117	391 3.34
Jeff Fryer, Loyola Marymount	6-2	1990	4	112	363 3.24
Dana Barros, Boston College	5-11	1989	3	91	291 3.20
Tony Ross, San Diego St.	6-3	1989	3	85	270 3.18
Randy Woods, La Salle	6-0	1992	3	88	278 3.16
Dominick Young, Fresno St.	5-10	1997	3	89	279 3.13
Wally Lancaster, Virginia Tech	6-5	1989	3	82	257 3.13
David Sivulich, St. Mary's (Cal.)	5-10	1998	3	76	238 3.13
Jim Barton, Dartmouth	6-4	1989	3	78	242 3.10
Alan Barkside, Colorado & Ark.-Little Rock	6-4	2001	4	86	264 3.07
Alphonso Ford, Mississippi Val.	6-2	1993	4	109	333 3.06
Ronnie McCollum, Centenary (La.)	6-4	2001	4	113	345 3.05
Charles Jones, Rutgers & Long Island	6-3	1998	4	108	329 3.05

THREE-POINT FIELD-GOAL PERCENTAGE

(Minimum 200 three-point field goals made and 2.0 three-point field goals made per game)

Player, Team	Last					
	Ht.	Season	Yrs.	G	3FG	3FGA Pct.
Tony Bennett, Wis.-Green Bay	6-0	1992	4	118	290	584 49.7
David Olson, Eastern Ill.	6-4	1992	4	111	262	562 46.6
Ross Land, Northern Ariz.	6-5	2000	4	117	308	664 46.4
Dan Dickau, Washington & Gonzaga	6-0	2002	4	97	215	465 46.2
Sean Jackson, Ohio & Princeton	5-11	1992	4	104	243	528 46.0
Barry Booker, Vanderbilt	6-3	1989	3	98	246	535 46.0
Kevin Booth, Mt. St. Mary's	6-0	1993	5	110	265	577 45.9
Dave Colloway, Monmouth	6-3	1991	4	115	260	567 45.9
Tony Ross, San Diego St.	6-3	1992	3	85	270	589 45.8
Salim Stoudamire, Arizona	6-1	2005	4	129	342	747 45.8
Jason Matthews, Pittsburgh	6-3	1991	4	123	259	567 45.7
Corey Reed, Radford	6-6	1998	4	104	232	510 45.5
Jim Barton, Dartmouth	6-4	1989	3	78	242	532 45.5
Shawn Respert, Michigan St.	6-3	1995	4	118	331	728 45.5
Kyle Korver, Creighton	6-7	2003	4	128	371	819 45.3
Carlton Becton, N.C. A&T	6-6	1989	3	84	209	462 45.2
Eric Channing, New Mexico St.	6-4	2002	4	124	283	627 45.1
Ray Allen, Connecticut	6-5	1996	3	101	233	520 44.8
Curtis Shelton, Southeast Mo. St.	5-9	1994	4	107	215	480 44.8
Jeff McCool, New Mexico St.	6-5	1989	3	92	201	450 44.7
Jason Kapono, UCLA	6-8	2003	4	127	317	710 44.6
Pat Carroll, St. Joseph's	6-5	2005	4	110	294	661 44.5
Scott Neely, Campbell	6-3	1996	4	115	244	553 44.1
Wesley Person, Auburn	6-6	1994	4	108	262	594 44.1
Tim Gill, Oral Roberts	6-2	1998	4	112	333	757 44.0
Mark Alberts, Akron	6-1	1993	4	107	375	853 44.0

FREE-THROW PERCENTAGE

(Minimum 300 free throws made and 2.5 free throws made per game)

Player, Team	Last					
	Season	Yrs.	G	FT	FTA Pct.	
Gary Buchanan, Villanova	2003	4	122	324	355 91.3	
Greg Starrick, Kentucky & Southern Ill.	1972	4	72	341	375 90.9	
Jack Moore, Nebraska	1982	4	105	446	495 90.1	
Steve Henson, Kansas St.	1990	4	127	361	401 90.0	
Steve Alford, Indiana	1987	4	125	535	596 89.8	
Bob Lloyd, Rutgers	1967	3	77	543	605 89.8	
Jake Sullivan, Iowa St.	2004	4	123	354	395 89.6	
Jim Barton, Dartmouth	1989	4	104	394	440 89.5	
Tommy Boyer, Arkansas	1963	3	70	315	353 89.2	
Kyle Korver, Creighton	2003	4	128	312	350 89.1	
Brent Jolly, Tennessee Tech	2003	4	123	347	391 88.7	
Marcus Wilson, Evansville	1999	4	119	455	513 88.7	
Joe Crispin, Penn St.	2001	4	127	448	506 88.5	
Ron Perry, Holy Cross	1980	4	109	680	768 88.5	
Joe Dykstra, Western Ill.	1983	4	117	587	663 88.5	
Mike Joseph, Bucknell	1990	4	115	397	449 88.4	
Kyle Macy, Purdue & Kentucky	1980	5	125	416	471 88.3	
Matt Hildebrand, Liberty	1994	4	117	398	451 88.2	
Jimmy England, Tennessee	1971	3	81	319	362 88.1	
Rod Foster, UCLA	1983	4	113	309	351 88.0	
Michael Smith, Brigham Young	1989	4	122	431	491 87.8	
Jason Matthews, Pittsburgh	1991	4	123	481	548 87.8	
Mike Iuzzolino, Penn St. & St. Francis (Pa.)	1991	4	112	402	458 87.8	

Player, Team	Last					
	Season	Yrs.	G	FT	FTA Pct.	
Rick Suder, Duquesne	1986	4	105	342	390 87.7	
Bill Bradley, Princeton	1965	3	83	791	903 87.6	
William Lewis, Monmouth	1992	4	112	317	362 87.6	

REBOUNDS

Player, Team	Last				
	Ht.	Season	Yrs.	G	Reb.
Tom Gola, La Salle	6-6	1955	4	118	2,201
Joe Holup, George Washington	6-6	1956	4	104	2,030
Charlie Slack, Marshall	6-5	1956	4	88	1,916
Ed Conlin, Fordham	6-5	1955	4	102	1,884
Dickie Hemric, Wake Forest	6-6	1955	4	104	1,802
Paul Silas, Creighton	6-7	1964	3	81	1,751
Art Quimby, Connecticut	6-5	1955	4	80	1,716
Jerry Harper, Alabama	6-8	1956	4	93	1,688
Jeff Cohen, William & Mary	6-7	1961	4	103	1,679
Steve Hamilton, Morehead St.	6-7	1958	4	102	1,675
Charlie Tyra, Louisville	6-8	1957	4	95	1,617
Bill Russell, San Francisco	6-9	1956	3	79	1,606
Elvin Hayes, Houston	6-8	1968	3	93	1,602
Ron Shavlik, North Carolina St.	6-8	1956	3	95	1,598
Marvin Barnes, Providence	6-9	1974	3	89	1,592
Tim Duncan, Wake Forest	6-11	1997	4	128	1,570
Elgin Baylor, Albertson & Seattle	6-6	1958	3	80	1,559
Ernie Beck, Penn	6-4	1953	3	82	1,557
Dave DeBusschere, Detroit	6-5	1962	3	80	1,552
Wes Unseld, Louisville	6-8	1968	3	82	1,551
Derrick Coleman, Syracuse	6-9	1990	4	143	1,537
Malik Rose, Drexel	6-7	1996	4	120	1,514
Ralph Sampson, Virginia	7-4	1983	4	132	1,511
Chris Smith, Virginia Tech	6-6	1961	4	88	1,508
Keith Swagerty, Pacific	6-7	1967	3	82	1,505

(For careers beginning in 1973 or after)

Player, Team	Last				
	Ht.	Season	Yrs.	G	Reb.
Tim Duncan, Wake Forest	6-11	1997	4	128	1,570
Derrick Coleman, Syracuse	6-9	1990	4	143	1,537
Malik Rose, Drexel	6-7	1996	4	120	1,514
Ralph Sampson, Virginia	7-4	1983	4	132	1,511
Pete Padgett, Nevada	6-8	1976	4	104	1,464
Lionel Simmons, La Salle	6-7	1990	4	131	1,429
Anthony Bonner, St. Louis	6-7	1990	4	133	1,424
Tyrone Hill, Xavier	6-9	1990	4	126	1,380
Popeye Jones, Murray St.	6-8	1992	4	123	1,374
Michael Brooks, La Salle	6-7	1980	4	114	1,372
Xavier McDaniel, Wichita St.	6-7	1985	4	117	1,359
John Irving, Arizona & Hofstra	6-9	1977	4	103	1,348
Sam Clancy, Pittsburgh	6-6	1981	4	116	1,342
Keith Lee, Memphis	6-10	1985	4	128	1,336
Larry Smith, Alcorn St.	6-8	1980	4	111	1,334
Clarence Weatherspoon, Southern Miss.	6-7	1992	4	117	1,320
Michael Cage, San Diego St.	6-9	1984	4	112	1,317
Bob Stephens, Drexel	6-7	1979	4	99	1,316
Patrick Ewing, Georgetown	7-0	1985	4	143	1,316
David Robinson, Navy	7-1	1987	4	127	1,314
Wayne Rollins, Clemson	7-1	1977	4	110	1,311
David West, Xavier	6-9	2003	4	126	1,309
Bob Warner, Maine	6-6	1976	4	96	1,304
Ervin Johnson, New Orleans	6-11	1993	4	123	1,287
Calvin Natt, La.-Monroe	6-5	1979	4	108	1,285

REBOUND AVERAGE

(Minimum 800 rebounds)

Player, Team	Last					
	Ht.	Season	Yrs.	G	Reb.	Avg.
Artis Gilmore, Jacksonville	7-2	1971	2	54	1,224	22.7
Charlie Slack, Marshall	6-5	1956	4	88	1,916	21.8
Paul Silas, Creighton	6-7	1964	3	81	1,751	21.6
Leroy Wright, Pacific	6-8	1960	3	67	1,442	21.5
Art Quimby, Connecticut	6-5	1955	4	80	1,716	21.5
Walt Dukes, Seton Hall	6-10	1953	2	59	1,247	21.1
Bill Russell, San Francisco	6-9	1956	3	79	1,606	20.3
Kermit Washington, American	6-8	1973	3	73	1,478	20.2
Julius Erving, Massachusetts	6-6	1971	2	52	1,049	20.2
Joe Holup, George Washington	6-6	1956	4	104	2,030	19.5
Elgin Baylor, Albertson & Seattle	6-6	1958	3	80	1,559	19.5
Dave DeBusschere, Detroit	6-5	1962	3	80	1,552	19.4
Ernie Beck, Penn	6-4	1953	3	82	1,557	19.0
Wes Unseld, Louisville	6-8	1968	3	82	1,551	18.9
Tom Gola, La Salle	6-6	1955	4	118	2,201	18.7
Ed Conlin, Fordham	6-5	1955	4	102	1,884	18.5
Keith Swagerty, Pacific	6-7	1967	3	82	1,505	18.4
Wilt Chamberlain, Kansas	7-0	1958	2	48	877	18.3

Player, Team	Ht.	Last			G	Reb.	Avg.
		Season	Yrs.	Yrs.			
Jerry Harper, Alabama.....	6-8	1956	4	93	1,688	18.2	
Dick Cunningham, Murray St.	6-10	1968	3	71	1,292	18.2	
Marvin Barnes, Providence	6-9	1974	3	89	1,592	17.9	
Jim Barnes, UTEP	6-8	1964	2	54	965	17.9	
Alex Ellis, Niagara	6-5	1958	3	77	1,376	17.9	
Dickie Hemric, Wake Forest.....	6-6	1955	4	104	1,802	17.3	
Elvin Hayes, Houston.....	6-8	1968	3	93	1,602	17.2	

(For careers beginning in 1973 or after; minimum 800 rebounds)

Player, Team	Ht.	Last			G	Reb.	Avg.
		Season	Yrs.	Yrs.			
Glenn Mosley, Seton Hall.....	6-8	1977	4	83	1,263	15.2	
Bill Campion, Manhattan.....	6-10	1975	3	74	1,070	14.6	
Pete Padgett, Nevada	6-8	1976	4	104	1,464	14.1	
Bob Warner, Maine.....	6-6	1976	4	96	1,304	13.6	
Shaquille O'Neal, LSU	7-1	1992	3	90	1,217	13.5	
Cornelius Cash, Bowling Green	6-8	1975	3	79	1,068	13.5	
Ira Terrell, Southern Methodist.....	6-8	1976	3	80	1,077	13.5	
Bob Stephens, Drexel	6-7	1979	4	99	1,316	13.3	
Larry Bird, Indiana St.	6-9	1979	3	94	1,247	13.3	
Bernard King, Tennessee	6-7	1977	3	76	1,004	13.2	
John Irving, Arizona & Hofstra.....	6-9	1977	4	103	1,348	13.1	
Carey Scurry, Long Island.....	6-9	1985	3	79	1,013	12.8	
Adonal Foyle, Colgate	6-10	1997	3	87	1,103	12.7	
Warren Kidd, Middle Tenn.....	6-6	1993	3	83	1,048	12.6	
Malik Rose, Drexel.....	6-7	1996	4	120	1,514	12.6	
Jervahgn Scales, Southern U.	6-6	1994	3	88	1,099	12.5	
Tim Duncan, Wake Forest.....	6-11	1997	4	128	1,570	12.3	
Michael Brooks, La Salle.....	6-7	1980	4	114	1,372	12.0	
Larry Smith, Alcorn St.	6-8	1980	4	111	1,334	12.0	
Wayne Rollins, Clemson.....	7-1	1977	4	110	1,311	11.9	
Calvin Natt, La.-Monroe	6-5	1979	4	108	1,285	11.9	
Ed Lawrence, McNeese St.	7-0	1976	4	102	1,212	11.9	
Michael Cage, San Diego St.	6-9	1984	4	112	1,317	11.8	
Xavier McDaniel, Wichita St.	6-7	1985	4	117	1,359	11.6	
John Rudd, McNeese St.	6-6	1978	4	102	1,181	11.6	
Sam Clancy, Pittsburgh.....	6-6	1981	4	116	1,342	11.6	
Larry Stewart, Coppin St.	6-6	1991	3	91	1,052	11.6	
Reggie Jackson, Nicholls St.	6-6	1995	4	110	1,271	11.6	

ASSISTS

Player, Team	Ht.	Last			G	Ast.
		Season	Yrs.	Yrs.		
Bobby Hurley, Duke	6-0	1993	4	140	1,076	
Chris Corchiani, North Carolina St.	6-1	1991	4	124	1,038	
Ed Cota, North Carolina.....	6-2	2000	4	138	1,030	
Keith Jennings, East Tenn. St.	5-7	1991	4	127	983	
Steve Blake, Maryland.....	6-3	2003	4	138	972	
Sherman Douglas, Syracuse.....	6-0	1989	4	138	960	
Tony Miller, Marquette.....	6-0	1995	4	123	956	
Aaron Miles, Kansas.....	6-1	2005	4	138	954	
Greg Anthony, Portland & UNLV.....	6-1	1991	4	138	950	
Doug Gottlieb, Notre Dame & Oklahoma St.	6-1	2000	4	124	947	
Gary Payton, Oregon St.	6-2	1990	4	120	939	
Orlando Smart, San Francisco.....	6-0	1994	4	116	902	
Andre LaFleur, Northeastern.....	6-3	1987	4	128	894	
Chico Fletcher, Arkansas St.	5-6	2000	4	114	893	
Jim Les, Bradley.....	5-11	1986	4	118	884	
Frank Smith, Old Dominion.....	6-0	1988	4	120	883	
Taurence Chisholm, Delaware.....	5-7	1988	4	110	877	
Grayson Marshall, Clemson.....	6-2	1988	4	122	857	

Player, Team	Ht.	Last			G	Ast.
		Season	Yrs.	Yrs.		
Anthony Manuel, Bradley.....	5-11	1989	4	108	855	
Pooh Richardson, UCLA.....	6-1	1989	4	122	833	
Chris Thomas, Notre Dame.....	6-1	2005	4	128	833	
Butch Moore, Southern Methodist.....	5-10	1986	4	125	828	
Chris Duhon, Duke.....	6-1	2004	4	144	819	
Mateen Cleaves, Michigan St.	6-3	2000	4	123	816	
Drafton Davis, Marist.....	6-0	1988	4	115	804	
Jacque Vaughn, Kansas.....	6-1	1997	4	126	804	

**ASSIST AVERAGE
(Minimum 550 assists)**


Player, Team	Ht.	Last			G	Ast.	Avg.
		Season	Yrs.	Yrs.			
Avery Johnson, Southern U.	5-11	1988	2	61	732	12.00	
Sam Crawford, New Mexico St.	5-8	1993	2	67	592	8.84	
Mark Wade, Oklahoma & UNLV.....	6-0	1987	3	79	693	8.77	
Chris Corchiani, North Carolina St.	6-1	1991	4	124	1,038	8.37	
Taurence Chisholm, Delaware.....	5-7	1988	4	110	877	7.97	
Van Usher, Tennessee Tech.....	6-0	1992	3	85	676	7.95	
Anthony Manuel, Bradley.....	5-11	1989	4	108	855	7.92	
Chico Fletcher, Arkansas St.	5-6	2000	4	114	893	7.83	
Gary Payton, Oregon St.	6-2	1990	4	120	938	7.82	
Orlando Smart, San Francisco.....	6-0	1994	4	116	902	7.78	
Tony Miller, Marquette.....	6-0	1995	4	123	956	7.77	
Keith Jennings, East Tenn. St.	5-7	1991	4	127	983	7.74	
Bobby Hurley, Duke.....	6-0	1993	4	140	1,076	7.69	
Doug Gottlieb, Notre Dame & Oklahoma St.	6-1	2000	4	124	947	7.63	
Chuck Evans, Old Dominion & Mississippi St.	5-11	1993	3	85	648	7.62	
Jim Les, Bradley.....	5-11	1986	4	118	884	7.49	
Ed Cota, North Carolina.....	6-2	2000	4	138	1,030	7.46	
Curtis McCants, George Mason.....	6-0	1998	3	81	598	7.38	
Frank Smith, Old Dominion.....	6-0	1988	4	120	883	7.36	
Doug Wojcik, Navy.....	6-1	1987	3	99	714	7.21	
Mark Woods, Wright St.	6-1	1993	4	113	811	7.18	
Nelson Haggerty, Baylor.....	6-0	1995	4	98	699	7.13	
Steve Blake, Maryland.....	6-3	2003	4	138	972	7.04	
Grayson Marshall, Clemson.....	6-2	1988	4	122	857	7.02	
Drafton Davis, Marist.....	6-0	1988	4	115	804	6.99	

BLOCKED SHOTS

Player, Team	Ht.	Last			G	Blk.
		Season	Yrs.	Yrs.		
Wojciech Mydra, La.-Monroe.....	7-2	2002	4	115	535	
Adonal Foyle, Colgate.....	6-10	1997	3	87	492	
Tim Duncan, Wake Forest.....	6-11	1997	4	128	481	
Alonzo Mourning, Georgetown.....	6-10	1992	4	120	453	
Tarvis Williams, Hampton.....	6-9	2001	4	114	452	
Ken Johnson, Ohio St.	6-11	2001	4	127	444	
Deng Gai, Fairfield.....	6-9	2005	4	100	442	
Emeka Okafor, Connecticut.....	6-9	2004	3	103	441	
Lorenzo Coleman, Tennessee Tech.....	7-1	1997	4	113	437	
Calvin Booth, Penn St.	6-11	1999	4	114	428	
Theo Ratliff, Wyoming.....	6-10	1995	4	111	425	
Troy Murphy, Notre Dame.....	6-9	2001	3	94	425	
Etan Thomas, Syracuse.....	6-9	2000	4	122	424	
Rodney Blake, St. Joseph's.....	6-8	1988	4	116	419	
Shaquille O'Neal, LSU.....	7-1	1992	3	90	412	
Kevin Roberson, Vermont.....	6-7	1992	4	112	409	
Jim McIvaine, Marquette.....	7-1	1994	4	118	399	
Tim Perry, Temple.....	6-9	1988	4	130	392	
D'or Fischer, Northwestern St. & West Virginia.....	6-11	2005	4	127	392	
Jason Lawson, Villanova.....	6-11	1997	4	131	375	
Pervis Ellison, Louisville.....	6-9	1989	4	136	374	
Peter Aluma, Liberty.....	6-10	1997	4	119	366	
Acie Earl, Iowa.....	6-10	1993	4	116	365	
Jerome James, Florida A&M.....	7-1	1998	3	81	363	
Melvin Ely, Fresno St.	6-10	2002	4	124	361	

**BLOCKED-SHOT AVERAGE
(Minimum 225 blocked shots)**

Player, Team	Ht.	Last			G	Blk.	Avg.
		Season	Yrs.	Yrs.			
Keith Closs, Central Conn. St.	7-2	1996	2	54	317	5.87	
Adonal Foyle, Colgate.....	6-10	1997	3	87	492	5.66	
David Robinson, Navy.....	6-11	1987	2	67	351	5.24	
Wojciech Mydra, La.-Monroe.....	7-2	2002	4	115	535	4.65	
Shaquille O'Neal, LSU.....	7-1	1992	3	90	412	4.58	
Troy Murphy, Notre Dame.....	6-9	2001	3	94	425	4.52	
Jerome James, Florida A&M.....	7-1	1998	3	81	363	4.48	
Deng Gai, Fairfield.....	6-9	2005	4	100	442	4.42	
Emeka Okafor, Connecticut.....	6-9	2004	3	103	441	4.28	
Justin Rowe, Maine.....	7-0	2003	2	55	226	4.11	
Tarvis Williams, Hampton.....	6-9	2001	4	114	452	3.96	
Lorenzo Coleman, Tennessee Tech.....	7-1	1997	4	113	437	3.87	



D'or Fischer started his college career at Northwestern State in 2001 and ended it at West Virginia in 2005 while swatting away opponents' shots the whole time. His 392 career blocked shots ranks in a tie for 18th all time.

Photo from West Virginia Sports Information

Player, Team	Ht.	Last			G	Blk.	Avg.
		Season	Yrs.	Yrs.			
Theo Ratliff, Wyoming	6-10	1995	4	111	425	3.83	
Alonzo Mourning, Georgetown	6-10	1992	4	120	453	3.78	
Tim Duncan, Wake Forest	6-11	1997	4	128	481	3.76	
Calvin Booth, Penn St.	6-11	1999	4	114	428	3.75	
Lorenzo Williams, Stetson	6-9	1991	2	63	234	3.71	
Dikembe Mutombo, Georgetown	7-2	1991	3	96	354	3.69	
Marcus Camby, Massachusetts	6-11	1996	3	92	336	3.65	
Kevin Roberson, Vermont	6-7	1992	4	112	409	3.65	
Rodney Blake, St. Joseph's	6-8	1988	4	116	419	3.61	
Ken Johnson, Ohio St.	6-11	2001	4	127	444	3.50	
Etan Thomas, Syracuse	6-9	2000	4	122	424	3.48	
Kelvin Cato, South Ala. & Iowa St.	6-11	1997	3	79	274	3.47	
Jim McIlvaine, Marquette	7-1	1994	4	118	399	3.38	

STEALS

Player, Team	Ht.	Last			G	Stl.
		Season	Yrs.	Yrs.		
John Linehan, Providence	5-9	2002	5	122	385	
Eric Murdock, Providence	6-2	1991	4	117	376	
Pepe Sanchez, Temple	6-0	2000	4	116	365	
Cookie Belcher, Nebraska	6-4	2001	5	131	353	
Kevin Braswell, Georgetown	6-2	2002	4	128	349	
Bonzi Wells, Ball St.	6-5	1998	4	116	347	
Gerald Walker, San Francisco	6-1	1996	4	111	344	
Johnny Rhodes, Maryland	6-6	1996	4	122	344	
Michael Anderson, Drexel	5-11	1988	4	115	341	
Kenny Robertson, Cleveland St.	6-0	1990	4	119	341	
Keith Jennings, East Tenn. St.	5-7	1991	4	127	334	
Juan Dixon, Maryland	6-3	2002	4	141	333	
Desmond Cambridge, Alabama A&M	6-1	2002	3	84	330	
Greg Anthony, Portland & UNLV	6-1	1991	4	138	329	
Jason Hart, Syracuse	6-3	2000	4	132	329	
Chris Corchiani, North Carolina St.	6-1	1991	4	124	328	
Marques Green, St. Bonaventure	5-7	2004	4	112	325	
Gary Payton, Oregon St.	6-2	1990	4	120	321	
Chris Garner, Memphis	5-10	1997	4	123	321	
Tim Winn, St. Bonaventure	5-10	2000	4	108	319	
Mark Woods, Wright St.	6-1	1993	4	113	314	
Pointer Williams, Tulane & McNeese St.	6-0	1996	4	115	314	
Scott Burrell, Connecticut	6-7	1993	4	119	310	
Clarence Ceasar, LSU	6-7	1995	4	112	310	
Shawnta Rogers, George Washington	5-4	1999	4	114	310	

STEAL AVERAGE

(Minimum 225 steals)

Player, Team	Ht.	Last			G	Stl.	Avg.
		Season	Yrs.	Yrs.			
Desmond Cambridge, Alabama A&M	6-1	2002	3	84	330	3.93	
Mookie Blaylock, Oklahoma	6-0	1989	2	74	281	3.80	
Ron McMahon, Eastern Wash.	5-9	1990	3	64	225	3.52	
Eric Murdock, Providence	6-2	1991	4	117	376	3.21	
Van Usher, Tennessee Tech	6-0	1992	3	85	270	3.18	
John Linehan, Providence	5-9	2002	5	122	385	3.16	
Pepe Sanchez, Temple	6-0	2000	4	116	365	3.15	
Gerald Walker, San Francisco	6-1	1996	4	111	344	3.10	
Bonzi Wells, Ball St.	6-5	1998	4	116	347	2.99	
Michael Anderson, Drexel	5-11	1988	4	115	341	2.97	
Tim Winn, St. Bonaventure	5-10	2000	4	108	319	2.95	
Haywoode Workman, Oral Roberts	6-3	1989	3	85	250	2.94	
Shawn Griggs, LSU & La-Lafayette	6-6	1994	3	89	260	2.92	
Marques Green, St. Bonaventure	5-7	2004	4	112	325	2.90	
Morris Scott, Florida A&M	6-0	2001	4	87	252	2.90	
Kenny Robertson, Cleveland St.	6-0	1990	4	119	341	2.87	
Jason Rowe, Loyola (Md.)	5-10	2000	4	95	272	2.86	
Darnell Mee, Western Ky.	6-3	1993	3	91	259	2.85	
Pat Baldwin, Northwestern	6-1	1994	4	96	272	2.83	
Johnny Rhodes, Maryland	6-6	1996	4	122	344	2.82	
Mark Woods, Wright St.	6-1	1993	4	113	314	2.78	
Clarence Ceasar, LSU	6-7	1995	4	112	310	2.77	
Aldwin Ware, Florida A&M	6-2	1988	4	110	301	2.74	
Jarion Childs, American	6-0	2000	4	108	295	2.73	
Pointer Williams, Tulane & McNeese St.	6-0	1996	4	115	314	2.73	
Kevin Braswell, Georgetown	6-2	2002	4	128	349	2.73	

GAMES PLAYED

Player, Team	Last Season	Yrs.	G
Christian Laettner, Duke	1992	4	148
Danny Manning, Kansas	1988	4	147
Shane Battier, Duke	2001	4	146
Stacey Augmon, UNLV	1991	4	145
Jamaal Magliore, Kentucky	2000	4	145
Chris Duhon, Duke	2004	4	144
Patrick Ewing, Georgetown	1985	4	143

Player, Team	Last Season	Yrs.	G
Derrick Coleman, Syracuse	1990	4	143
Jared Prickett, Kentucky	1997	4	143
Ryan Robertson, Kansas	1999	4	142
Nick Collison, Kansas	2003	4	142
Brian Davis, Duke	1992	4	141
Anthony Epps, Kentucky	1997	4	141
Brendan Haywood, North Carolina	2001	4	141
Juan Dixon, Maryland	2002	4	141
Kirk Hinrich, Kansas	2003	4	141
Kevin Freeman, Connecticut	2000	4	140
Charlie Bell, Michigan St.	2001	4	140
Ralph Beard, Kentucky	1949	4	139
Lee Mayberry, Arkansas	1992	4	139
Kevin Pritchard, Kansas	1990	4	139
Ademola Okulaja, North Carolina	1999	4	139
Eric Chenoweth, Kansas	2001	4	139
Dante Swanson, Tulsa	2003	4	139

2,000 POINTS & 1,000 REBOUNDS

Player, Team	Ht.	Last			G	Pts.	Reb.
		Season	Yrs.	Yrs.			
Lionel Simmons, La Salle	6-7	1990	4	131	3,217	1,429	
Harry Kelly, Texas Southern	6-7	1983	4	110	3,066	1,085	
Oscar Robertson, Cincinnati	6-5	1960	3	88	2,973	1,338	
Danny Manning, Kansas	6-10	1988	4	147	2,951	1,187	
Elvin Hayes, Houston	6-8	1968	3	93	2,884	1,602	
Larry Bird, Indiana St.	6-9	1979	3	94	2,850	1,247	
Hank Gathers, Southern California & Loyola Marymount	6-7	1990	4	117	2,723	1,128	
Daren Queenan, Lehigh	6-5	1988	4	118	2,703	1,013	
David Robinson, Navy	7-1	1987	4	127	2,669	1,314	
Wayman Tisdale, Oklahoma	6-9	1985	3	104	2,661	1,048	
Michael Brooks, La Salle	6-7	1980	4	114	2,628	1,372	
Dickie Hemric, Wake Forest	6-6	1955	4	104	2,587	1,802	
Calvin Nait, La-Monroe	6-5	1979	4	108	2,581	1,285	
Keith Van Horn, Utah	6-9	1997	4	122	2,542	1,074	
Willie Jackson, Centenary (La.)	6-6	1984	4	114	2,535	1,013	
Bill Bradley, Princeton	6-5	1965	3	83	2,503	1,008	
Elgin Baylor, Albertson & Seattle	6-6	1958	3	80	2,500	1,559	
Tom Gola, La Salle	6-6	1955	4	118	2,462	2,201	
Christian Laettner, Duke	6-11	1992	4	148	2,460	1,149	
Keith Lee, Memphis	6-11	1985	4	128	2,408	1,336	
Phil Sellers, Rutgers	6-5	1976	4	114	2,399	1,115	
Byron Houston, Oklahoma St.	6-7	1992	4	127	2,379	1,190	
Ron Harper, Miami (Ohio)	6-6	1986	4	120	2,377	1,119	
Bryant Reeves, Oklahoma St.	7-0	1995	4	136	2,367	1,152	
Lew Alcindor, UCLA	7-2	1969	3	88	2,325	1,367	
Mike Gminski, Duke	6-11	1980	4	122	2,323	1,242	
Billy McGill, Utah	6-9	1962	3	86	2,321	1,106	
Adam Keefe, Stanford	6-9	1992	4	125	2,319	1,119	
Jerry West, West Virginia	6-3	1960	3	93	2,309	1,240	
Tunji Awojobi, Boston U.	6-5	1997	4	114	2,308	1,237	
Jonathan Moore, Furman	6-8	1980	4	117	2,299	1,242	
Rick Barry, Miami (Fla.)	6-7	1965	3	77	2,298	1,274	
Gary Winton, Army	6-5	1978	4	105	2,296	1,168	
Kenneth Lyons, North Texas	6-7	1983	4	111	2,291	1,020	
Tom Davis, Delaware St.	6-6	1991	4	95	2,274	1,013	
Nick Werkman, Seton Hall	6-3	1964	3	71	2,273	1,036	
Jim McDaniels, Western Ky.	7-0	1971	3	81	2,238	1,118	
Joe Holup, George Washington	6-6	1956	4	104	2,226	2,030	
Ralph Sampson, Virginia	7-4	1983	4	132	2,225	1,511	
Juan Mendez, Niagara	6-7	2005	4	123	2,210	1,053	
Patrick Ewing, Georgetown	7-0	1985	4	143	2,184	1,316	
Doug Smith, Missouri	6-10	1991	4	128	2,184	1,054	
Jenny Sanders, George Mason	6-5	1989	4	107	2,177	1,026	
Joe Barry Carroll, Purdue	7-1	1980	4	123	2,175	1,148	
Reggie King, Alabama	6-6	1979	4	118	2,168	1,279	
Len Chappell, Wake Forest	6-8	1962	3	87	2,165	1,213	
Danny Ferry, Duke	6-10	1989	4	143	2,155	1,003	
Xavier McDaniel, Wichita St.	6-7	1985	4	117	2,152	1,359	
Derrick Coleman, Syracuse	6-9	1990	4	143	2,143	1,537	
Joe Binion, N.C. A&T	6-8	1984	4	116	2,143	1,194	
Pervis Ellison, Louisville	6-9	1989	4	136	2,143	1,149	
Dan Issel, Kentucky	6-9	1970	3	83	2,138	1,078	
Jesse Amelle, Penn St.	6-5	1955	4	102	2,138	1,238	
Ryan Gomes, Providence	6-7	2005	4	116	2,138	1,028	
Sam Perkins, North Carolina	6-10	1984	4	135	2,133	1,167	
David West, Xavier	6-9	2003	4	126	2,132	1,309	
Bob Elliott, Arizona	6-10	1977	4	114	2,131	1,083	
Clarence Weatherspoon, Southern Miss.	6-7	1992	4	117	2,130	1,320	
Reggie Jackson, Nicholls St.	6-6	1995	4	110	2,124	1,271	

Player, Team	Ht.	Season	Yrs.	G	Pts.	Reb.	Player, Team	Ht.	Season	Yrs.	G	Pts.	Reb.
Greg Grant, Utah St.	6-7	1986	4	115	2,124	1,003	Sidney Moncrief, Arkansas	6-4	1979	4	122	2,066	1,015
John Wallace, Syracuse	6-8	1996	4	127	2,119	1,065	Popeye Jones, Murray St.	6-8	1992	4	123	2,057	1,374
Tim Duncan, Wake Forest	6-11	1997	4	128	2,117	1,570	Danya Abrams, Boston College	6-7	1997	4	122	2,053	1,029
Odell Hodge, Old Dominion	6-9	1997	5	128	2,117	1,086	Mark Acres, Oral Roberts	6-11	1985	4	110	2,038	1,051
Bill Cartwright, San Francisco	6-11	1979	4	111	2,116	1,137	Fred Hetzel, Davidson	6-8	1965	3	79	2,032	1,094
Bob Harstad, Creighton	6-6	1991	4	128	2,110	1,126	Bailey Howell, Mississippi St.	6-7	1959	3	75	2,030	1,277
Gary Trent, Ohio	6-8	1995	3	93	2,108	1,050	Malik Rose, Drexel	6-7	1996	4	120	2,024	1,514
Nick Collison, Kansas	6-9	2003	4	142	2,097	1,143	Larry Krystkowiak, Montana	6-9	1986	4	120	2,017	1,105
B.B. Davis, Lamar	6-8	1981	4	119	2,084	1,122	Greg Kelsner, Michigan St.	6-7	1979	4	115	2,014	1,092
Durand Macklin, LSU	6-7	1981	5	123	2,080	1,276	Michael Harris, Rice	6-6	2005	4	121	2,014	1,111
Ralph Crosthwaite, Western Ky.	6-9	1959	4	103	2,076	1,309	Brandon Hunter, Ohio	6-7	2003	4	119	2,012	1,103
Hakim Warrick, Syracuse	6-8	2005	4	135	2,073	1,025	Herb Williams, Ohio St.	6-10	1981	4	114	2,011	1,111
Sidney Green, UNLV	6-9	1983	4	119	2,069	1,276	Stacey Augmon, UNLV	6-8	1991	4	145	2,011	1,005
Bob Lanier, St. Bonaventure	6-11	1970	3	75	2,067	1,180	Jeff Cohen, William & Mary	6-7	1961	4	103	2,003	1,679
Raef LaFrentz, Kansas	6-11	1998	4	131	2,066	1,186	Tyrone Hill, Xavier	6-9	1990	4	126	2,003	1,380
Fred West, Texas Southern	6-9	1990	4	118	2,066	1,136	Alonzo Mourning, Georgetown	6-10	1992	4	120	2,001	1,032
							Josh Grant, Utah	6-9	1993	5	131	2,000	1,066

Top 10 Individual Scoring Leaders

Year-by-Year Top 10

1948

Rk.	Player, School	G	Pts.	Avg.
1.	Murray Wier, Iowa	19	399	21.0
2.	Tony Lavelli, Yale	27	554	20.5
3.	Frank Kudelka, St. Mary's	24	489	20.4
4.	Ernie Vandeweghe, Colgate	19	385	20.3
5.	Hal Haskins, Hamline	31	605	19.5
6.	George Kok, Arkansas	24	469	19.5
7.	Jim McIntyre, Minnesota	19	360	18.9
8.	William Hatchett, Rutgers	11	201	18.3
9.	Gene Berce, Marquette	22	390	17.7
10.	Duane Klueh, Indiana St.	34	597	17.6

1949

Rk.	Player, School	G	Pts.	Avg.
1.	Tony Lavelli, Yale	30	671	22.4
2.	Paul Arizin, Villanova	27	594	22.0
3.	Chet Giermak, William & Mary	34	740	21.8
4.	George Senesky, St. Joseph's	23	483	21.0
5.	Ernie Vandeweghe, Colgate	19	397	20.9
6.	Alex Groza, Kentucky	34	698	20.5
7.	Billy Goodwin, Rhode Island	22	433	19.7
8.	Joe Noertker, Virginia	23	442	19.2
9.	Vince Boryla, Denver	33	624	18.9
10.	Fred Schaus, West Virginia	24	442	18.4

1950

Rk.	Player, School	G	Pts.	Avg.
1.	Paul Arizin, Villanova	29	735	25.3
2.	George Senesky, St. Joseph's	24	537	22.4
3.	Sherm White, Long Island	25	551	22.0
4.	Clyde Lovellette, Kansas	25	545	21.8
5.	Bobby Lavoy, Western Ky.	31	671	21.6
6.	Dick Schnittker, Ohio St.	22	469	21.3
7.	Chet Giermak, William & Mary	31	646	20.8
8.	Jay Handlan, Wash. & Lee	20	406	20.3
9.	Bob Zawoluk, St. John's (N.Y.)	29	588	20.3
10.	Joe Noertker, Virginia	25	503	20.1

1951

Rk.	Player, School	G	Pts.	Avg.
1.	Bill Milkvy, Temple	25	731	29.2
2.	Jay Handlan, Wash. & Lee	25	656	26.2
3.	Mark Workman, West Virginia	27	705	26.1
4.	Dick Groat, Duke	33	831	25.2
5.	Clyde Lovellette, Kansas	24	548	22.8
6.	Fred Slaughter, South Carolina	25	569	22.8
7.	Larry Hennessey, Villanova	32	703	22.0
8.	Jim Ove, Valparaiso	22	469	21.3
9.	Bob Zawoluk, St. John's (N.Y.)	31	654	21.1
10.	Sam Ranzino, North Carolina St.	34	706	20.8

1952

Rk.	Player, School	G	Pts.	Avg.
1.	Clyde Lovellette, Kansas	28	795	28.4
2.	Dick Groat, Duke	30	780	26.0
3.	Bob Pettit, LSU	24	612	25.5

Rk.	Player, School	G	Pts.	Avg.
4.	Chuck Darling, Iowa	22	561	25.5
5.	Frank Selvy, Furman	24	591	24.6
6.	Mark Workman, West Virginia	25	577	23.1
7.	Dick Retherford, Baldwin-Wallace	21	457	21.8
8.	Dickie Hemric, Wake Forest	29	629	21.7
9.	Cliff Hagan, Kentucky	32	692	21.6
10.	John Clune, Navy	23	487	21.2

1953

Rk.	Player, School	G	Pts.	Avg.
1.	Frank Selvy, Furman	25	738	29.5
2.	Larry Hennessey, Villanova	15	438	29.2
3.	Johnny O'Brien, Seattle	31	884	28.5
4.	Walter Dukes, Seton Hall	33	861	26.1
5.	Ernie Beck, Penn.	26	673	25.9
6.	Bob Houbrigs, Washington	31	800	25.8
7.	Don Schlundt, Indiana	26	661	25.4
8.	Dickie Hemric, Wake Forest	25	623	24.9
9.	George Dalton, John Carroll	27	669	24.8
10.	Bob Pettit, LSU	21	519	24.7

1954

Rk.	Player, School	G	Pts.	Avg.
1.	Frank Selvy, Furman	29	1,209	41.7
2.	Bob Pettit, LSU	25	785	31.4
3.	Buzz Wilkinson, Virginia	27	814	30.1
4.	Arney Short, Oklahoma City	25	696	27.8
5.	Bob Schaefer, Villanova	31	836	27.0
6.	Walt Walowac, Marshall	21	548	26.1
7.	Tom Marshall, Western Ky.	32	829	25.9
8.	John Kerr, Illinois	22	556	25.3
9.	Al Bianchi, Bowling Green	24	600	25.0
10.	Togo Palazzi, Holy Cross	27	670	24.8

1955

Rk.	Player, School	G	Pts.	Avg.
1.	Darrel Floyd, Furman	25	897	35.9
2.	Buzz Wilkinson, Virginia	28	898	32.1
3.	Robin Freeman, Ohio St.	13	409	31.5
4.	Bill Yarborough, Clemson	23	651	28.3
5.	Dick O'Neal, TCU	24	676	28.2
6.	Dickie Hemric, Wake Forest	27	746	27.6
7.	Bob Patterson, Tulsa	28	773	27.6
8.	Johnny Mahoney, William & Mary	24	656	27.3
9.	Denver Brackeen, Mississippi	22	599	27.2
10.	Jesse Arnette, Penn St.	28	731	26.1

1956

Rk.	Player, School	G	Pts.	Avg.
1.	Darrel Floyd, Furman	28	946	33.8
2.	Robin Freeman, Ohio St.	22	723	32.9
3.	Dan Swartz, Morehead St.	29	828	28.6
4.	Tom Heinsohn, Holy Cross	27	740	27.4
5.	Julius McCoy, Michigan St.	22	600	27.3
6.	Len Rosenbluth, North Carolina	23	614	26.7
7.	Rod Hundley, West Virginia	30	798	26.6
8.	Raymond Downs, Texas	22	580	26.4
9.	Jim Ray, Toledo	22	563	25.6
10.	Roger Sigler, LSU	20	501	25.1

1957

Rk.	Player, School	G	Pts.	Avg.
1.	Grady Wallace, South Carolina	29	906	31.2
2.	Joe Gibbon, Mississippi	21	631	30.0
3.	Elgin Baylor, Seattle	25	743	29.7
4.	Wilt Chamberlain, Kansas	27	800	29.6
5.	Chet Forte, Columbia	24	694	28.9
6.	Jim Ashmore, Mississippi St.	24	708	28.3
7.	Lennie Rosenbluth, North Carolina	32	895	28.0
8.	Bill Ebben, Detroit	26	724	27.8
9.	Bailey Howell, Mississippi St.	25	647	25.9
10.	Archie Dees, Indiana	22	550	25.0

1958

Rk.	Player, School	G	Pts.	Avg.
1.	Oscar Robertson, Cincinnati	28	984	35.1
2.	Elgin Baylor, Seattle	29	943	32.5
3.	Wilt Chamberlain, Kansas	21	633	30.1
4.	Bailey Howell, Mississippi St.	25	695	27.8
5.	Phil Murrell, Drake	25	668	26.7
6.	King Coleman, Ky. Wesleyan	24	639	26.6
7.	Don Hennon, Pittsburgh	25	651	26.0
8.	Hub Reed, Oklahoma City	26	666	25.6
9.	Archie Dees, Indiana	24	613	25.5
10.	Dom Flora, Wash. & Lee	25	634	25.4

1959

Rk.	Player, School	G	Pts.	Avg.
1.	Oscar Robertson, Cincinnati	30	978	32.6
2.	Leo Byrd, Marshall	24	704	29.3
3.	Jim Hagan, Tennessee Tech	25	720	28.8
4.	Bailey Howell, Miss. St.	25	688	27.5
5.	Jerry West, West Virginia	34	903	26.6
6.	Bob Ayersman, Virginia Tech	21	556	26.5
7.	Don Hennon, Pittsburgh	24	617	25.7
8.	Bob Boozer, Kansas St.	27	691	25.6
9.	Tony Windis, Wyoming	19	463	24.4
10.	Tom Hawkins, Notre Dame	22	514	23.4

1960

Rk.	Player, School	G	Pts.	Avg.
1.	Oscar Robertson, Cincinnati	30	1,011	33.7
2.	Tom Stith, St. Bonaventure	26	819	31.5
3.	Jim Darrow, Bowling Green	24	705	29.4
4.	Jerry West, West Virginia	31	908	29.3
5.	Frank Burgess, Gonzaga	26	751	28.9
6.	Al Butler, Niagara	25	714	28.6
7.	Terry Dischinger, Purdue	23	605	26.3
8.	Jerry Lucas, Ohio St.	27	710	26.3
9.	Dave DeBusschere, Detroit	27	691	25.6
10.	Jim Mudd, North Texas	24	605	25.2

1961

Rk.	Player, School	G	Pts.	Avg.
1.	Frank Burgess, Gonzaga	26	842	32.4
2.	Tom Chilton, East Tennessee	24	771	32.1
3.	Tom Stith, St. Bonaventure	28	830	29.6
4.	Terry Dischinger, Purdue	23	648	28.2
5.	Billy McGilch, Utah	31	862	27.8

Rk.	Player, School	G	Pts.	Avg.
6.	Len Chappell, Wake Forest	28	745	26.6
7.	Jack Foley, Holy Cross	26	688	26.5
8.	Chet Walker, Bradley	26	656	25.2
9.	Art Heyman, Duke	25	629	25.2
10.	Ronald Warner, Gettysburg	25	623	24.9

1962

Rk.	Player, School	G	Pts.	Avg.
1.	Bill McGill, Utah	26	1,009	38.8
2.	Jack Foley, Holy Cross	26	866	33.3
3.	Nick Werkman, Seton Hall	24	793	33.0
4.	Terry Dischinger, Purdue	24	726	30.3
5.	Len Chappell, Wake Forest	31	932	30.1
6.	Jimmy Rayl, Indiana	24	714	29.8
7.	Jerry Smith, Furman	27	728	27.0
8.	Dave DeBusschere, Detroit	26	696	26.8
9.	Bob Duffy, Colgate	23	611	26.6
10.	Chet Walker, Bradley	26	687	26.4

1963

Rk.	Player, School	G	Pts.	Avg.
1.	Nick Werkman, Seton Hall	22	650	29.5
2.	Berry Kramer, New York U.	23	675	29.3
3.	Bill Green, Colorado St.	23	649	28.2
4.	Gary Bradds, Ohio St.	24	672	28.0
5.	Bill Bradley, Princeton	25	682	27.3
6.	Flynn Robinson, Wyoming	26	682	26.2
7.	Eddie Miles, Seattle	27	697	25.8
8.	Jimmy Rayl, Indiana	24	608	25.8
9.	Art Heyman, Duke	30	747	24.9
10.	Art Crump, Idaho St.	24	595	24.8

1964

Rk.	Player, School	G	Pts.	Avg.
1.	Butch Komives, Bowling Green	23	844	36.7
2.	Nick Werkman, Seton Hall	25	830	33.2
3.	Manny Newsome, Western Mich.	20	653	32.7
4.	Bill Bradley, Princeton	29	936	32.3
5.	Rick Barry, Miami (Fla.)	27	870	32.2
6.	Gary Bradds, Ohio St.	24	735	30.6
7.	Steve Thomas, Xavier	26	779	30.0
8.	John Austin, Boston College	21	614	29.2
9.	Jim Barnes, Texas Western	28	816	29.1
10.	Wayne Estes, Utah St.	29	821	28.3

1965

Rk.	Player, School	G	Pts.	Avg.
1.	Rick Barry, Miami (Fla.)	26	973	37.4
2.	Wayne Estes, Utah St.	19	641	33.7
3.	Bill Bradley, Princeton	29	885	30.5
4.	Dave Schellhase, Purdue	24	704	29.3
5.	Steve Thomas, Xavier	14	405	28.9
6.	Flynn Robinson, Wyoming	26	701	27.0
7.	John Austin, Boston College	25	673	26.9
8.	Fred Hetzel, Davidson	26	689	26.5
9.	John Beasley, Texas A&M	24	619	25.8
10.	Cazzie Russell, Michigan	24	694	25.7

1966

Rk.	Player, School	G	Pts.	Avg.
1.	Dave Schellhase, Purdue	24	781	32.5
2.	Dave Wagon, Idaho St.	26	845	32.5
3.	Cazzie Russell, Michigan	26	800	30.8
4.	Jerry Chambers, Utah	31	892	28.8
5.	Dave Bing, Syracuse	28	794	28.4
6.	Tom Kerwin, Centenary (La.)	26	726	27.9
7.	Don Freeman, Illinois	24	668	27.8
8.	John Beasley, Texas A&M	24	668	27.8
9.	Bill Melchioni, Villanova	29	801	27.6
10.	Bob Lewis, North Carolina	27	740	27.4

1967

Rk.	Player, School	G	Pts.	Avg.
1.	Jimmy Walker, Providence	28	851	30.4
2.	Lew Alcindor, UCLA	30	870	29.0
3.	Mal Graham, New York U.	24	688	28.7
4.	Elvin Hayes, Houston	31	881	28.4
5.	Wes Bialosuknia, Connecticut	24	673	28.0
6.	Bob Lloyd, Rutgers	29	809	27.9
7.	Gary Gray, Oklahoma City	26	715	27.5
8.	Cliff Anderson, St. Joseph's	26	690	26.5
9.	Bob Verga, Duke	27	705	26.1
10.	Jim Tillman, Loyola (Ill.)	22	553	25.1

1968

Rk.	Player, School	G	Pts.	Avg.
1.	Pete Maravich, LSU	26	1,138	43.8
2.	Calvin Murphy, Niagara	24	916	38.2
3.	Elvin Hayes, Houston	33	1,214	36.8
4.	Rich Travis, Oklahoma City	27	808	29.9
5.	Bob Portman, Creighton	25	738	29.5
6.	Rick Mount, Purdue	24	683	28.5
7.	Bobby Joe Hill, West Texas St.	21	573	27.3
8.	Shaler Halimon, Utah St.	25	671	26.8
9.	Fred Foster, Miami (Ohio)	23	617	26.8
10.	Neal Walker, Florida	25	663	26.5

1969

Rk.	Player, School	G	Pts.	Avg.
1.	Pete Maravich, LSU	26	1,148	44.2
2.	Rick Mount, Purdue	28	932	33.3
3.	Calvin Murphy, Niagara	24	778	32.4
4.	Spencer Haywood, Detroit	22	699	31.8
5.	Bob Tallent, George Washington	25	723	28.9
6.	Marv Roberts, Utah St.	26	718	27.6
7.	Don Curnutt, Miami (Fla.)	24	661	27.5
8.	Bob Lanier, St. Bonaventure	24	654	27.3
9.	Rich Travis, Oklahoma City	27	729	27.0
10.	Rex Morgan, Jacksonville	23	613	26.7

1970

Rk.	Player, School	G	Pts.	Avg.
1.	Pete Maravich, LSU	31	1,381	44.5
2.	Austin Carr, Notre Dame	29	1,106	38.1
3.	Rick Mount, Purdue	20	708	35.4
4.	Dan Issel, Kentucky	28	948	33.9
5.	Willie Humes, Idaho St.	24	733	30.5
6.	Rich Yunkus, Georgia Tech	27	814	30.1
7.	Rudy Tomjanovich, Michigan	24	722	30.1
8.	Calvin Murphy, Niagara	29	854	29.4
9.	Don Lanier, St. Bonaventure	26	757	29.1
10.	Ralph Simpson, Michigan St.	23	667	29.0

1971

Rk.	Player, School	G	Pts.	Avg.
1.	Johnny Neumann, Mississippi	23	923	40.1
2.	Austin Carr, Notre Dame	29	1,101	38.0
3.	Willie Humes, Idaho St.	24	777	32.4
4.	George McGinnis, Indiana	24	719	30.0
5.	Jim McDaniels, Western Ky.	30	878	29.3
6.	Rich Rinaldi, St. Peter's	24	687	28.6
7.	John Mengelt, Auburn	26	738	28.4
8.	Gene Phillips, SMU	26	737	28.3
9.	Cliff Meely, Colorado	26	729	28.0
10.	Wiley Brown, Iowa	24	662	27.6

1972

Rk.	Player, School	G	Pts.	Avg.
1.	Bo Lamar, La.-Lafayette	29	1,054	36.3
2.	Richie Fuqua, Oral Roberts	28	1,006	35.9
3.	Doug Collins, Illinois St.	26	847	32.6
4.	Wil Robertson, West Virginia	24	706	29.4
5.	Bird Averitt, Pepperdine	24	693	28.9
6.	John Williamson, New Mexico St.	25	678	27.1
7.	Greg Kohls, Syracuse	28	748	26.7
8.	Tony Miller, Florida	19	507	26.7
9.	Les Taylor, Murray St.	21	538	25.6
10.	Ted Martiniuk, St. Peter's	24	611	25.5

1973

Rk.	Player, School	G	Pts.	Avg.
1.	Bird Averitt, Pepperdine	25	848	33.9
2.	Ray Lewis, LSU	24	789	32.9
3.	Willie Biles, Tulsa	26	788	30.3
4.	Aron Stewart, Richmond	19	574	30.2
5.	Fly Williams, Austin Peay	29	854	29.4
6.	Bo Lamar, La.-Lafayette	28	808	28.9
7.	Ozie Edwards, Oklahoma City	27	767	28.4
8.	Martin Terry, Arkansas	26	735	28.3
9.	John Williamson, New Mexico St.	18	490	27.2
10.	Doug Collins, Illinois St.	25	650	26.0

1974

Rk.	Player, School	G	Pts.	Avg.
1.	Larry Fogle, Canisius	25	835	33.4
2.	Bruce King, Tex.-Pan American	22	681	31.0
3.	Fly Williams, Austin Peay	25	687	27.5
4.	Aaron Stewart, Richmond	25	663	26.5

Rk.	Player, School	G	Pts.	Avg.
5.	David Thompson, North Caro. St.	31	805	26.0
6.	Larry Bullington, Ball St.	26	664	25.5
7.	Frank Oleynick, Seattle	26	653	25.1
8.	James Outlaw, N.C. A&T	26	647	24.9
9.	Willie Biles, Tulsa	26	641	24.7
10.	John Shumate, Notre Dame	29	703	24.2

1975

Rk.	Player, School	G	Pts.	Avg.
1.	Bob McCurdy, Richmond	26	855	32.9
2.	Adrien Dantley, Notre Dame	29	883	30.4
3.	David Thompson, North Caro. St.	28	838	29.9
4.	Luther Burden, Utah	26	747	28.7
5.	Hercle Ivy, Iowa St.	26	737	28.3
6.	Mike Coleman, Southern Miss.	20	564	28.2
7.	Frank Oleynick, Seattle	26	709	27.3
8.	Don Scaife, Arkansas St.	25	678	27.1
9.	Marshall Rogers, Tex.-Pan Am.	22	588	26.7
10.	Alvan Adams, Oklahoma	26	691	26.6

1976

Rk.	Player, School	G	Pts.	Avg.
1.	Marshall Rogers, Tex.-Pan Am.	25	919	36.8
2.	Freeman Williams, Portland St.	27	834	30.9
3.	Terry Furlow, Michigan St.	27	793	29.4
4.	Adrian Dantley, Notre Dame	29	829	28.6
5.	Kenny Carr, North Carolina St.	30	798	26.6
6.	Lee Dixon, Hard-Simmons	27	707	26.2
7.	Tracy Tripucka, Lafayette	26	679	26.1
8.	Otis Birdsong, Houston	28	730	26.1
9.	Ernie Gruntled, Tennessee	27	683	25.3
10.	Willie Smith, Missouri	31	783	25.3

1977

Rk.	Player, School	G	Pts.	Avg.
1.	Freeman Williams, Portland St.	26	1,010	38.8
2.	Anthony Roberts, Oral Roberts	28	951	34.0
3.	Larry Bird, Indiana St.	28	918	32.8
4.	Otis Birdsong, Houston	36	1,090	30.3
5.	Rich Laurel, Hofstra	30	908	30.3
6.	Calvin Natt, La.-Monroe	27	782	29.0
7.	Mike McConathy, Louisiana Tech.	26	716	27.5
8.	Roger Phegley, Bradley	27	739	27.4
9.	Billy Reynolds, Northwestern St.	26	686	26.4
10.	Tony Hanson, Connecticut	27	702	26.0

1978

Rk.	Player, School	G	Pts.	Avg.
1.	Freeman Williams, Portland St.	27	969	35.9
2.	Larry Bird, Indiana St.	32	959	30.0
3.	Purvis Short, Jackson St.	22	650	29.5
4.	Oliver Mack, East Carolina	25	699	28.0
5.	Roger Phegley, Bradley	24	663	27.6
6.	Frankie Sanders, Southern U.	27	740	27.4
7.	Ron Carter, VMI	28	736	26.3
8.	John Gerdy, Davidson	26	670	25.8
9.	Michael Brooks, La Salle	28	696	24.9
10.	Mike Mitchell, Auburn	27	671	24.9

1979

Rk.	Player, School	G	Pts.	Avg.
1.	Lawrence Butler, Idaho St.	27	812	30.1
2.	Larry Bird, Indiana St.	34	973	28.6
3.	Nick Galis, Seton Hall	27	743	27.5
4.	James Tillman, Eastern Ky.	29	780	26.9
5.	Paul Dawkins, Northern Ill.	26	695	26.7
6.	John Gerdy, Davidson	27	721	26.7
7.	Ernie Hill, Oklahoma City	29	771	26.6
8.	John Stroud, Mississippi	27		

1981

Rk.	Player, School	G	Pts.	Avg.
1.	Zam Fredrick, South Carolina	27	781	28.9
2.	Mike Ferrara, Colgate	27	772	28.6
3.	Kevin Magee, UC Irvine	27	743	27.5
4.	Lewis Lloyd, Drake	29	762	26.3
5.	Rob Williams, Houston	30	749	25.0
6.	Rubin Jackson, Oklahoma City	29	719	24.8
7.	Frank Edwards, Cleveland St.	27	664	24.6
8.	Earl Belcher, St. Bonaventure	26	637	24.5
9.	Danny Ainge, Brigham Young	32	787	24.4
10.	Mike McGee, Michigan	30	732	24.4

1982

Rk.	Player, School	G	Pts.	Avg.
1.	Harry Kelly, Texas Southern	29	862	29.7
2.	Ricky Pierce, Rice	30	805	26.8
3.	Dan Callandrillo, Seton Hall	27	698	25.9
4.	Kevin Magee, UC Irvine	29	732	25.2
5.	Quintin Dailey, San Francisco	30	755	25.2
6.	Willie Jackson, Centenary (La.)	29	693	23.9
7.	Mitchell Wiggins, Florida St.	22	523	23.8
8.	Perry Moss, Northeastern	30	710	23.7
9.	Melvin McLaughlin, Central Mich.	25	581	23.2
10.	Joe Jakubick, Akron	26	594	22.8

1983

Rk.	Player, School	G	Pts.	Avg.
1.	Harry Kelly, Texas Southern	29	835	28.8
2.	Jeff Malone, Mississippi St.	29	777	26.8
3.	Carlos Yates, George Mason	27	723	26.8
4.	Charlie Bradley, South Florida	32	855	26.7
5.	Joe Jakubick, Akron	29	774	26.7
6.	Greg Goorjian, Loyola Marymount	23	601	26.1
7.	Alfredrick Hughes, Loyola (Ill.)	29	744	25.7
8.	Wayman Tisdale, Oklahoma	33	810	24.5
9.	Kenneth Lyons, North Texas St.	30	728	24.3
10.	Willie Jackson, Centenary (La.)	29	697	24.0

1984

Rk.	Player, School	G	Pts.	Avg.
1.	Joe Jakubick, Akron	27	814	30.1
2.	Lewis Jackson, Alabama St.	28	812	29.0
3.	Devin Durrant, Brigham Young	31	866	27.9
4.	Alfredrick Hughes, Loyola (Ill.)	29	800	27.6
5.	Wayman Tisdale, Oklahoma	34	919	27.0
6.	Joe Dumars, McNeese St.	31	817	26.4
7.	Brett Crawford, U.S. Int'l	25	614	24.6
8.	Michael Cage, San Diego St.	28	686	24.5
9.	Steve Burtt, Iona	31	749	24.2
10.	Leon Wood, Cal. St.-Fullerton	30	719	24.0

1985

Rk.	Player, School	G	Pts.	Avg.
1.	Xavier McDaniel, Wichita St.	31	844	27.2
2.	Alfredrick Hughes, Loyola (Ill.)	33	868	26.3
3.	Dan Palombizio, Ball St.	29	762	26.3
4.	Joe Dumars, McNeese St.	27	697	25.8
5.	Terry Catledge, South Ala.	28	718	25.6
6.	Derrick Gervin, Tex.-San Antonio	28	718	25.6
7.	Wayman Tisdale, Oklahoma	37	932	25.2
8.	Keith Smith, Loyola Marymount	27	678	25.1
9.	Sam Mitchell, Mercer	31	774	25.0
10.	Ron Harper, Miami (Ohio)	31	772	24.9

1986

Rk.	Player, School	G	Pts.	Avg.
1.	Terrance Bailey, Wagner	29	854	29.4
2.	Scott Skiles, Michigan St.	31	850	27.4
3.	Joe Yezback, U.S. Int'l	28	755	27.0
4.	Reggie Miller, UCLA	29	750	25.9
5.	Ron Harper, Miami (Ohio)	31	757	24.4
6.	Dell Curry, Virginia Tech	30	722	24.1
7.	Reggie Lewis, Northeastern	30	714	23.8
8.	Len Bias, Maryland	32	743	23.2
9.	Frank Ross, American	28	645	23.0
10.	Walter Berry, St. John's (N.Y.)	36	828	23.0

1987

Rk.	Player, School	G	Pts.	Avg.
1.	Kevin Houston, Army	29	953	32.9
2.	Dennis Hopson, Ohio St.	33	958	29.0
3.	Dave Robinson, Navy	32	903	28.2
4.	Terrance Bailey, Wagner	28	788	28.1
5.	Hershey Hawkins, Bradley	29	788	28.1

Rk.	Player, School	G	Pts.	Avg.
6.	Darrin Fitzgerald, Butler	28	734	26.2
7.	Gay Elmore, VMI	28	713	25.5
8.	Frank Ross, American	27	683	25.3
9.	Daren Queenan, Lehigh	29	720	24.8
10.	Byron Larkin, Xavier	32	792	24.7

1988

Rk.	Player, School	G	Pts.	Avg.
1.	Hershey Hawkins, Bradley	31	1,125	36.3
2.	Daren Queenan, Lehigh	31	882	28.5
3.	Anthony Mason, Tennessee St.	28	783	28.0
4.	Gerald Hayward, Loyola (Ill.)	29	756	26.1
5.	Jeff Martin, Murray St.	31	806	26.0
6.	Marty Simmons, Evansville	29	750	25.9
7.	Steve Middleton, Southern Ill.	28	711	25.4
8.	Jeff Grayser, Iowa St.	32	811	25.3
9.	Byron Larkin, Xavier	30	758	25.3
10.	Skip Henderson, Marshall	32	804	25.1

1989

Rk.	Player, School	G	Pts.	Avg.
1.	Hank Gathers, Loyola Marymount	31	1,015	32.7
2.	Chris Jackson, Louisiana St.	32	965	30.2
3.	Lionel Simmons, La Salle	32	908	28.4
4.	Gerald Glass, Mississippi	30	841	28.0
5.	Blue Edwards, East Caro.	29	773	26.7
6.	Raymond Dudley, Air Force	28	746	26.6
7.	Binbo Coles, Virginia Tech	27	717	26.6
8.	Michael Smith, Brigham Young	29	765	26.4
9.	Stacey King, Oklahoma	33	859	26.0
10.	John Taft, Marshall	27	701	26.0

1990

Rk.	Player, School	G	Pts.	Avg.
1.	Bo Kimble, Loyola Marymount	32	1,131	35.3
2.	Kevin Bradshaw, U.S. Int'l	28	875	31.3
3.	Dave Jamerson, Ohio	28	874	31.2
4.	Alphonso Ford, Miss. Val.	27	808	29.9
5.	Steve Rogers, Alabama St.	28	831	29.7
6.	Hank Gathers, Loyola Marymount	26	754	29.0
7.	Darryl Brooks, Tennessee St.	24	690	28.8
8.	Chris Jackson, LSU	32	889	27.8
9.	Dennis Scott, Georgia Tech	35	970	27.7
10.	Mark Stevenson, Duquesne	29	788	27.2

1991

Rk.	Player, School	G	Pts.	Avg.
1.	Kevin Bradshaw, U.S. Int'l	28	1,054	37.6
2.	Alphonso Ford, Miss. Valley	28	915	32.7
3.	Von McDade, Wis.-Milwaukee	28	830	29.6
4.	Steve Rogers, Alabama St.	29	852	29.4
5.	Terrell Lowery, Loyola Marymount	31	884	28.5
6.	Bibby Phills, Southern U.	28	795	28.4
7.	Shaquille O'Neal, LSU	28	774	27.6
8.	John Taft, Marshall	28	764	27.3
9.	Rodney Monroe, North Caro. St.	31	836	27.0
10.	Terrell Brandon, Oregon	28	745	26.6

1992

Rk.	Player, School	G	Pts.	Avg.
1.	Brett Roberts, Morehead St.	29	815	28.1
2.	Vin Baker, Hartford	27	745	27.6
3.	Alphonso Ford, Mississippi Val.	26	714	27.5
4.	Randy Woods, La Salle	31	847	27.3
5.	Steve Rogers, Alabama St.	28	764	27.3
6.	Walt Williams, Maryland	29	776	26.8
7.	Harold Miner, Southern California	30	789	26.3
8.	Terrell Lowery, Loyola Marymount	26	675	26.0
9.	Reggie Cunningham, Beth.-Cook	29	744	25.7
10.	Parrish Casebier, Evansville	25	634	25.4

1993

Rk.	Player, School	G	Pts.	Avg.
1.	Greg Guy, Tex.-Pan American	19	556	29.3
2.	J.R. Rider, UNLV	28	814	29.1
3.	John Best, Tennessee Tech	28	799	28.5
4.	Vin Baker, Hartford	28	792	28.3
5.	Lindsey Hunter, Jackson St.	34	907	26.7
6.	Alphonso Ford, Mississippi Val.	28	728	26.0
7.	Bill Edwards, Wright St.	30	757	25.2
8.	Billy Ross, Appalachian St.	28	683	24.4
9.	Glenn Robinson, Purdue	28	676	24.1
10.	Kenneth Sykes, Grambling	27	644	23.9

1994

Rk.	Player, School	G	Pts.	Avg.
1.	Glenn Robinson, Purdue	34	1,030	30.3
2.	Rob Feaster, Holy Cross	28	785	28.0
3.	Jervahn Scates, Southern U.	27	733	27.1
4.	Frankie King, Western Caro.	28	752	26.9
5.	Tucker Neale, Colgate	29	771	26.6
6.	Eddie Benton, Vermont	26	687	26.4
7.	Doremus Bennerman, Siena	33	858	26.0
8.	Tony Dumas, UMKC	29	753	26.0
9.	Otis Jones, Air Force	26	663	25.5
10.	Izett Buchanan, Marist	27	685	25.4

1995

Rk.	Player, School	G	Pts.	Avg.
1.	Kurt Thomas, TCU	27	781	28.9
2.	Frankie King, Western Caro.	28	743	26.5
3.	Kenny Sykes, Grambling	26	684	26.3
4.	Sherell Ford, Ill.-Chicago	27	707	26.2
5.	Tim Roberts, Southern U.	26	680	26.2
6.	Kareem Townes, La Salle	27	699	25.9
7.	Joe Griffin, Long Island	28	723	25.8
8.	Shawn Respert, Michigan St.	28	716	25.6
9.	Rob Feaster, Holy Cross	27	672	24.9
10.	Shannon Smith, Wis.-Milwaukee	27	661	24.5

1996

Rk.	Player, School	G	Pts.	Avg.
1.	Kevin Granger, Texas Southern	24	648	27.0
2.	Marcus Brown, Murray St.	29	767	26.4
3.	Bubba Wells, Austin Peay	30	789	26.3
4.	JaFonde Williams, Hampton	26	669	25.7
5.	Bonzi Wells, Ball St.	28	712	25.4
6.	Anquell McCollum, Western Caro.	30	751	25.0
7.	Allen Iverson, Georgetown	37	926	25.0
8.	Eddie Benton, Vermont	26	636	24.5
9.	Matt Alosa, New Hampshire	26	624	24.0
10.	Ray Allen, Connecticut	35	818	23.4

1997

Rk.	Player, School	G	Pts.	Avg.
1.	Charles Jones, Long Island	30	903	30.1
2.	Ed Gray, California	26	644	24.8
3.	Adonal Foyle, Colgate	28	682	24.4
4.	Raymond Tuit, UC Santa Barb.	27	649	24.0
5.	Antonio Daniels, Bowling Green	32	767	24.0
6.	Donnie Carr, La Salle	27	646	23.9
7.	Oliver Saint-Jean, San Jose St.	26	619	23.8
8.	James Cotton, Long Beach St.	27	634	23.5
9.	Roderick Blakney, South Caro. St.	28	655	23.4
10.	Cory Carr, Texas Tech	28	646	23.1

1998

Rk.	Player, School	G	Pts.	Avg.
1.	Charles Jones, Long Island	30	869	29.0
2.	Earl Boykins, Eastern Mich.	29	746	25.7
3.	Lee Nailon, TCU	32	796	24.9
4.	Brett Eppheimer, Lehigh	27	667	24.7
5.	Cory Carr, Texas Tech	27	628	23.3
6.	Pat Garrity, Notre Dame	27	627	23.2
7.	Mike Powell, Loyola (Md.)	28	647	23.1
8.	Bonzi Wells, Ball St.	29	662	22.8
9.	Xavier Singletary, Howard	23	514	22.3
10.	Michael Olowokandi, Pacific	33	734	22.2

1999

Rk.	Player, School	G	Pts.	Avg.
1.	Alvin Young, Niagara	29	728	25.1
2.	Ray Minlend, St. Francis (N.Y.)	28		

Rk.	Player, School	G	Pts.	Avg.
6.	Rashad Phillips, Detroit	32	735	23.0
7.	Demond Stewart, Niagara	29	665	22.9
8.	Marcus Fizer, Iowa St.	37	844	22.8
9.	Craig Claxton, Hofstra	31	706	22.8
10.	Troy Murphy, Notre Dame	37	839	22.7

2001

Rk.	Player, School	G	Pts.	Avg.
1.	Ronnie McCollum, Centenary (La.)	27	787	29.1
2.	Kyle Hill, Eastern Ill.	31	737	23.8
3.	DeWayne Jefferson, Miss. Val.	27	637	23.6
4.	Tarise Bryson, Illinois St.	30	685	22.8
5.	Henry Domercant, Eastern Ill.	31	706	22.8
6.	Rahsad Phillips, Detroit	35	785	22.4
7.	Brandon Walfram, UTEP	32	714	22.3
8.	Rasual Butler, La Salle	29	641	22.1
9.	Brandon Armstrong, Pepperdine	31	684	22.1
10.	Marvin O'Connor, St. Joseph's	32	706	22.1

2002

Rk.	Player, School	G	Pts.	Avg.
1.	Jason Conley, VMI	28	820	29.3
2.	Henry Domercant, Eastern Ill.	31	817	26.4
3.	Mire Chatman, Tex.-Pan American	29	760	26.2
4.	Ernest Bremer, St. Bonaventure	30	738	24.6
5.	Melvin Ely, Fresno St.	28	653	23.3
6.	Lynn Greer, Temple	31	719	23.2
7.	Nick Stapleton, Austin Peay	32	742	23.2
8.	Keith McLeod, Bowling Green	33	755	22.9
9.	Chris Davis, North Texas	29	653	22.5
10.	Ricky Minard, Morehead St.	29	646	22.3

2003

Rk.	Player, School	G	Pts.	Avg.
1.	Ruben Douglas, New Mexico	28	783	28.0

Rk.	Player, School	G	Pts.	Avg.
2.	Henry Domercant, Eastern Ill.	29	810	27.9
3.	Mike Helms, Oakland	28	752	26.9
4.	Michael Watson, UMKC	29	740	25.5
5.	Troy Bell, Boston College	31	781	25.2
6.	Keydren Clark, St. Peter's	29	722	24.9
7.	Luis Flores, Manhattan	30	739	24.6
8.	Chris Williams, Ball St.	30	736	24.5
9.	Mike Sweetney, Georgetown	34	776	22.8
10.	Kevin Martin, Western Caro.	24	546	22.8

2004

Rk.	Player, School	G	Pts.	Avg.
1.	Keydren Clark, St. Peter's	29	775	26.7
2.	Kevin Martin, Western Caro.	27	673	24.9
3.	David Hawkins, Temple	29	709	24.4
4.	Taylor Coppenrath, Vermont	24	579	24.1
5.	Luis Flores, Manhattan	31	744	24.0
6.	Michael Watson, UMKC	29	680	23.4
7.	Mike Helms, Oakland	30	695	23.2
8.	Odell Bradley, IUPUI	29	671	23.1
9.	Ike Diogu, Arizona St.	27	615	22.8
10.	Derrick Tarver, Akron	27	612	22.7

2005

Rk.	Player, School	G	Pts.	Avg.
1.	Keydren Clark, St. Peter's	28	721	25.8
2.	Taylor Coppenrath, Vermont	31	777	25.1
3.	Juan Mendez, Niagara	30	705	23.5
4.	Rob Monroe, Quinnipiac	26	589	22.7
5.	Bo McCaleb, New Orleans	30	679	22.6
6.	Ike Diogu, Arizona St.	32	724	22.6
7.	Tim Smith, East Tenn. St.	29	645	22.2
8.	Jose Juan Barea, Northeastern	30	665	22.2
9.	J.J. Redick, Duke	33	721	21.8
10.	Ryan Gomes, Providence	31	670	21.6



Photo by Steve Smith

Last year, St. Peter's Keydren Clark became the eighth player all time to lead Division I men in scoring for two straight seasons.

Annual Individual Champions

Scoring Average

Season	Player, Team	Ht.	Cl.	G	FG	FT	Pts.	Avg.
1948	Murray Wier, Iowa	5-9	Sr.	19	152	95	399	21.0
1949	Tony Lavelli, Yale	6-3	Sr.	30	228	215	671	22.4
1950	Paul Arizin, Villanova	6-3	Sr.	29	260	215	735	25.3
1951	Bill Mlkvy, Temple	6-4	Sr.	25	303	125	731	29.2
1952	Clyde Lovellette, Kansas	6-9	Sr.	28	315	165	795	28.4
1953	Frank Selvy, Furman	6-3	Jr.	25	272	194	738	29.5
1954	Frank Selvy, Furman	6-3	Sr.	29	427	355	1,209	41.7
1955	Darrell Floyd, Furman	6-1	Jr.	25	344	209	897	35.9
1956	Darrell Floyd, Furman	6-1	Sr.	28	339	268	946	33.8
1957	Grady Wallace, South Carolina	6-4	Sr.	29	336	234	906	31.2
1958	Oscar Robertson, Cincinnati	6-5	So.	28	352	280	984	35.1
1959	Oscar Robertson, Cincinnati	6-5	Jr.	30	331	316	978	32.6
1960	Oscar Robertson, Cincinnati	6-5	Sr.	30	369	273	1,011	33.7
1961	Frank Burgess, Gonzaga	6-1	Sr.	26	304	234	842	32.4
1962	Billy McGill, Utah	6-9	Sr.	26	394	221	1,009	38.8
1963	Nick Werkman, Seton Hall	6-3	Jr.	22	221	208	650	29.5
1964	Howard Komives, Bowling Green	6-1	Sr.	23	292	260	844	36.7
1965	Rick Barry, Miami (Fla.)	6-7	Sr.	26	340	293	973	37.4
1966	Dave Schellhase, Purdue	6-4	Sr.	24	284	213	781	32.5
1967	Jim Walker, Providence	6-3	Sr.	28	323	205	851	30.4
1968	Pete Maravich, LSU	6-5	So.	26	432	274	1,138	43.8
1969	Pete Maravich, LSU	6-5	Jr.	26	433	282	1,148	44.2
1970	Pete Maravich, LSU	6-5	Sr.	31	522	337	1,381	44.5
1971	Johnny Neumann, Mississippi	6-6	So.	23	366	191	923	40.1
1972	Dwight Lamar, La.-Lafayette	6-1	Jr.	29	429	196	1,054	36.3
1973	William Averitt, Pepperdine	6-1	Sr.	25	352	144	848	33.9
1974	Larry Fogle, Canisius	6-5	So.	25	326	183	835	33.4
1975	Bob McCurdy, Richmond	6-7	Sr.	26	321	213	855	32.9
1976	Marshall Rodgers, Tex.-Pan American	6-2	Sr.	25	361	197	919	36.8
1977	Freeman Williams, Portland St.	6-4	Jr.	26	417	176	1,010	38.8
1978	Freeman Williams, Portland St.	6-4	Sr.	27	410	149	969	35.9
1979	Lawrence Butler, Idaho St.	6-3	Sr.	27	310	192	812	30.1
1980	Tony Murphy, Southern U.	6-3	Sr.	29	377	178	932	32.1
1981	Zam Fredrick, South Carolina	6-2	Sr.	27	300	181	781	28.9
1982	Harry Kelly, Texas Southern	6-7	Jr.	29	336	190	862	29.7
1983	Harry Kelly, Texas Southern	6-7	Sr.	29	333	169	835	28.8

Season	Player, Team	Ht.	Cl.	G	FG	FT	Pts.	Avg.	
1984	Joe Jakubick, Akron	6-5	Sr.	27	304	206	814	30.1	
1985	Xavier McDaniel, Wichita St.	6-8	Sr.	31	351	142	844	27.2	
1986	Terrance Bailey, Wagner	6-2	Jr.	29	321	212	854	29.4	
1987	Kevin Houston, Army	5-11	Sr.	29	311	268	953	32.9	
1988	Hersey Hawkins, Bradley	6-3	Sr.	31	377	87	1,125	36.3	
1989	Hank Gathers, Loyola Marymount	6-7	Jr.	31	419	0	1,015	32.7	
1990	Bo Kimble, Loyola Marymount	6-5	Sr.	32	404	92	1,131	35.3	
1991	Kevin Bradshaw, U.S. Int'l.	6-6	Sr.	28	358	60	1,054	37.6	
1992	Brett Roberts, Morehead St.	6-8	Sr.	29	278	66	193	815	28.1
1993	Greg Guy, Tex.-Pan American	6-1	Jr.	19	189	67	111	556	29.3
1994	Glenn Robinson, Purdue	6-8	Jr.	34	368	79	215	1,030	30.3
1995	Kurt Thomas, TCU	6-9	Sr.	27	288	3	202	781	28.9
1996	Kevin Granger, Texas Southern	6-3	Sr.	24	194	30	230	648	27.0
1997	Charles Jones, Long Island	6-3	Jr.	30	338	109	118	903	30.1
1998	Charles Jones, Long Island	6-3	Sr.	30	326	116	101	869	29.0
1999	Alvin Young, Niagara	6-3	Sr.	29	253	65	157	728	25.1
2000	Courtney Alexander, Fresno St.	6-6	Sr.	27	252	58	107	669	24.8
2001	Ronnie McCollum, Centenary (La.)	6-4	Sr.	27	244	85	214	787	29.1
2002	Jason Conley, VMI	6-5	Fr.	28	285	79	171	820	29.3
2003	Ruben Douglas, New Mexico	6-5	Sr.	28	218	94	253	783	28.0
2004	Keydren Clark, St. Peter's	5-8	So.	29	233	112	197	775	26.7
2005	Keydren Clark, St. Peter's	5-9	Jr.	28	230	109	152	721	25.8

*record

Field-Goal Percentage

Season	Player, Team	Cl.	G	FG	FGA	Pct.
1948	Alex Peterson, Oregon St.	Jr.	27	89	187	47.6
1949	Ed Macauley, St. Louis	Sr.	26	144	275	52.4
1950	Jim Moran, Niagara	Jr.	27	98	185	53.0
1951	Don Meineke, Dayton	Jr.	32	240	469	51.2
1952	Art Spoelstra, Western Ky.	So.	31	178	345	51.6
1953	Vernon Stokes, St. Francis (N.Y.)	Sr.	24	147	247	59.5

Season	Player, Team	Cl.	G	FG	FGA	Pct.
1954	Joe Holup, George Washington	So.	26	179	313	57.2
1955	Ed O'Connor, Manhattan	Sr.	23	147	243	60.5
1956	Joe Holup, George Washington	Sr.	26	200	309	64.7
1957	Bailey Howell, Mississippi St.	So.	25	217	382	56.8
1958	Ralph Crosthwaite, Western Ky.	Jr.	25	202	331	61.0
1959	Ralph Crosthwaite, Western Ky.	Sr.	26	191	296	64.5
1960	Jerry Lucas, Ohio St.	So.	27	283	444	63.7
1961	Jerry Lucas, Ohio St.	Jr.	27	256	411	62.3
1962	Jerry Lucas, Ohio St.	Sr.	28	237	388	61.1
1963	Lyle Harger, Houston	Sr.	26	193	294	65.6
1964	Terry Holland, Davidson	Sr.	26	135	214	63.1
1965	Tim Kehoe, St. Peter's	Sr.	19	138	209	66.0
1966	Julian Hammond, Tulsa	Sr.	29	172	261	65.9
1967	Lew Alcindor, UCLA	So.	30	346	519	66.7
1968	Joe Allen, Bradley	Sr.	28	258	394	65.5
1969	Lew Alcindor, UCLA	Sr.	30	303	477	63.5
1970	Willie Williams, Florida St.	Sr.	26	185	291	63.6
1971	John Belcher, Arkansas St.	Jr.	24	174	275	63.3
1972	Kent Martens, Abilene Christian	Sr.	21	136	204	66.7
1973	Elton Hayes, Lamar	Sr.	24	146	222	65.8
1974	Al Fleming, Arizona	So.	26	136	204	66.7
1975	Bernard King, Tennessee	Fr.	25	273	439	62.2
1976	Sidney Moncrief, Arkansas	Fr.	28	149	224	66.5
1977	Joe Senser, West Chester	So.	25	130	186	69.9
1978	Joe Senser, West Chester	Jr.	25	135	197	68.5
1979	Murray Brown, Florida St.	Jr.	29	237	343	69.1
1980	Steve Johnson, Oregon St.	Jr.	30	211	297	71.0
1981	Steve Johnson, Oregon St.	Sr.	28	235	315	*74.6
1982	Mark McNamara, California	Sr.	27	231	329	70.2
1983	Troy Lee Mikel, East Tenn. St.	Sr.	29	197	292	67.5
1984	Akeem Olajuwon, Houston	Jr.	37	249	369	67.5
1985	Keith Walker, Utica	Sr.	27	154	216	71.3
1986	Brad Daugherty, North Carolina	Sr.	34	284	438	64.8
1987	Alan Williams, Princeton	Sr.	25	163	232	70.3
1988	Arnell Jones, Boise St.	Sr.	30	187	283	66.1
1989	Dwayne Davis, Florida	So.	33	179	248	72.2
1990	Lee Campbell, Missouri St.	Sr.	29	192	275	69.8
1991	Oliver Miller, Arkansas	Jr.	38	254	361	70.4
1992	Charles Outlaw, Houston	Jr.	31	156	228	68.4
1993	Charles Outlaw, Houston	Sr.	30	196	298	65.8
1994	Mike Atkinson, Long Beach St.	Jr.	26	141	203	69.5
1995	Shane Kline-Ruminski, Bowling Green	Sr.	26	181	265	68.3
1996	Quadre Lollis, Montana St.	Sr.	30	212	314	67.5
1997	Todd MacCulloch, Washington	So.	28	163	241	67.6
1998	Todd MacCulloch, Washington	Jr.	30	225	346	65.0
1999	Todd MacCulloch, Washington	Sr.	29	210	317	66.2
2000	Brendan Haywood, North Carolina	Jr.	36	191	274	69.7
2001	Michael Bradley, Villanova	Jr.	31	254	367	69.2
2002	Adam Mark, Belmont	So.	26	150	212	70.8
2003	Adam Mark, Belmont	Jr.	28	199	297	67.0
2004	Nigel Dixon, Western Ky.	Sr.	28	179	264	67.8
2005	Bruce Brown, Hampton	Jr.	30	178	269	66.2

*record

Three-Point Field Goals Made Per Game

Season	Player, Team	Cl.	G	3FG	Avg.
1987	Darrin Fitzgerald, Butler	Sr.	28	158	*5.64
1988	Timothy Pollard, Mississippi Val.	Jr.	28	132	4.71
1989	Timothy Pollard, Mississippi Val.	Sr.	28	124	4.43
1990	Dave Jamerson, Ohio	Sr.	28	131	4.68
1991	Bobby Phills, Southern U.	Sr.	28	123	4.39
1992	Doug Day, Radford	Jr.	29	117	4.03
1993	Bernard Haslett, Southern Miss.	Jr.	26	109	4.19
1994	Chris Brown, UC Irvine	Jr.	26	122	4.69
1995	Mitch Taylor, Southern U.	Jr.	25	109	4.36
1996	Dominick Young, Fresno St.	Jr.	29	120	4.14
1997	William Fourche, Southern U.	Sr.	27	122	4.52
1998	Curtis Staples, Virginia	Sr.	30	130	4.33
1999	Brian Merrriweather, Tex.-Pan American	So.	27	110	4.07
2000	Brian Merrriweather, Tex.-Pan American	Jr.	28	114	4.07
2001	DeWayne Jefferson, Mississippi Val.	Sr.	27	107	3.96
2002	Cain Doliboa, Wright St.	Sr.	28	104	3.71
2003	Terrence Woods, Florida A&M	Jr.	28	139	4.96
2004	Terrence Woods, Florida A&M	Sr.	31	140	4.52
2005	Brendan Plavich, Charlotte	Sr.	29	114	3.93

*record

Three-Point Field-Goal Percentage

Season	Player, Team	Cl.	G	3FG	3FGA	Pct.
1987	Reginald Jones, Prairie View	Jr.	28	64	112	57.1
1988	Glenn Tropf, Holy Cross	Jr.	29	52	82	*64.4

Season	Player, Team	Cl.	G	3FG	3FGA	Pct.
1989	Dave Calloway, Monmouth	So.	28	48	82	58.5
1990	Matt Lapin, Princeton	Sr.	27	71	133	53.4
1991	Keith Jennings, East Tenn. St.	Sr.	33	84	142	59.2
1992	Sean Wightman, Western Mich.	Jr.	30	48	76	63.2
1993	Jeff Anderson, Kent St.	Jr.	26	44	82	53.7
1994	Brent Kell, Evansville	So.	29	62	123	50.4
1995	Brian Jackson, Evansville	Jr.	27	53	95	55.8
1996	Joe Stafford, Western Caro.	Jr.	30	58	110	52.7
1997	Kent McCausland, Iowa	So.	29	70	134	52.2
1998	Jim Cantamessa, Siena	So.	29	66	117	56.4
1999	Rodney Thomas, IUPUI	Jr.	26	59	113	52.2
2000	Jonathan Whitworth, Middle Tenn.	Jr.	28	50	99	50.5
2001	Amory Sanders, Southeast Mo. St.	Sr.	24	53	95	55.8
2002	Dante Swanson, Tulsa	Jr.	33	73	149	49.0
2003	Jeff Schiffner, Penn	Jr.	28	74	150	49.3
2004	Brad Lechtenberg, San Diego	Sr.	23	71	139	51.1
2005	Salim Stoudamire, Arizona	Sr.	36	120	238	50.4

*record

Free-Throw Percentage

Season	Player, Team	Cl.	G	FT	FTA	Pct.
1948	Sam Urzetta, St. Bonaventure	So.	22	59	64	92.2
1949	Bill Schroer, Valparaiso	So.	24	59	68	86.8
1950	Sam Urzetta, St. Bonaventure	Sr.	22	54	61	88.5
1951	Jay Handlan, Wash. & Lee	Jr.	22	148	172	86.0
1952	Sy Chadroff, Miami (Fla.)	Sr.	22	99	123	80.5
1953	John Weber, Yale	Sr.	24	117	141	83.0
1954	Dick Daugherty, Arizona St.	Sr.	23	75	86	87.2
1955	Jim Scott, West Tex. A&M	Sr.	23	153	171	89.5
1956	Bill Von Weyhe, Rhode Island	Jr.	25	180	208	86.5
1957	Ernie Wiggins, Wake Forest	Sr.	28	93	106	87.7
1958	Semi Mintz, Davidson	Sr.	24	105	119	88.2
1959	Arlen Clark, Oklahoma St.	Sr.	25	201	236	85.2
1960	Jack Waters, Mississippi	Jr.	24	103	118	87.3
1961	Stew Sherard, Army	Jr.	24	135	154	87.7
1962	Tommy Boyer, Arkansas	Jr.	23	125	134	93.3
1963	Tommy Boyer, Arkansas	Sr.	24	147	161	91.3
1964	Rick Park, Tulsa	Jr.	25	121	134	90.3
1965	Bill Bradley, Princeton	Sr.	29	273	308	88.6
1966	Bill Blair, Providence	Sr.	27	101	112	90.2
1967	Bob Lloyd, Rutgers	Sr.	29	255	277	92.1
1968	Joe Heiser, Princeton	Sr.	26	117	130	90.0
1969	Bill Justus, Tennessee	Sr.	28	133	147	90.5
1970	Steve Kaplan, Rutgers	So.	23	102	110	92.7
1971	Greg Starrick, Southern Ill.	Jr.	23	119	132	90.2
1972	Greg Starrick, Southern Ill.	Sr.	26	148	160	92.5
1973	Don Smith, Dayton	Jr.	26	111	122	91.0
1974	Rickey Medlock, Arkansas	Jr.	26	87	95	91.6
1975	Frank Oleynick, Seattle	Sr.	26	135	152	88.8
1976	Tad Dufelmeier, Loyola (Ill.)	Jr.	25	71	80	88.8
1977	Robert Smith, UNLV	Sr.	32	98	106	92.5
1978	Carlos Gibson, Marshall	Jr.	28	84	89	94.4
1979	Darrell Mauldin, Campbell	Jr.	26	70	76	92.1
1980	Brian Magid, George Washington	Sr.	26	79	85	92.9
1981	Dave Hildahl, Portland St.	Sr.	21	76	82	92.7
1982	Rod Foster, UCLA	Jr.	27	95	100	95.0
1983	Rob Gonzalez, Colorado	Sr.	28	75	82	91.5
1984	Steve Alford, Indiana	Fr.	31	137	150	91.3
1985	Craig Collins, Penn St.	Sr.	27	94	98	95.9
1986	Jim Barton, Dartmouth	Fr.	26	65	69	94.2
1987	Kevin Houston, Army	Sr.	29	268	294	91.2
1988	Steve Henson, Kansas St.	So.	34	111	120	92.5
1989	Michael Smith, Brigham Young	Sr.	29	160	173	92.5
1990	Rob Robbins, New Mexico	Jr.	34	101	108	93.5
1991	Darin Archbold, Butler	Jr.	29	187	205	91.2
1992	Don MacClean, UCLA	Sr.	32	197	214	92.1
1993	Josh Grant, Utah	Sr.	31	104	113	92.0
1994	Danny Basile, Marist	So.	27	84	89	94.4
1995	Greg Bibb, Tennessee Tech	Jr.	27	106	117	90.6
1996	Mike Dillard, Sam Houston St.	Jr.	25	63	68	92.6
1997	Aaron Zobrist, Bradley	Sr.	30	77	85	90.6
1998	Matt Sundblad, Lamar	Jr.	27	96	104	92.3
1999	Lonnie Cooper, Louisiana Tech	Sr.	25	70	76	92.1
2000	Clay McKnight, Pacific	Sr.	24	74	78	94.9
2001	Gary Buchanan, Villanova	So.	31	97	103	94.2
2002	Cary Cochran, Nebraska	Sr.	28	71	77	92.2
2003	Steve Drabyn, Belmont	Jr.	29	78	82	95.1
2004	Blake Ahearn, Missouri St.	Fr.	33	117	120	*97.5
2005	Blake Ahearn, Missouri St.	So.	32	90	95	94.7

*record

Rebound Average

Season	Player, Team	Ht.	Cl.	G	Reb.	Avg.
1951	Ernie Beck, Penn	6-4	So.	27	556	20.6
1952	Bill Hannon, Army	6-3	So.	17	355	20.9
1953	Ed Conlin, Fordham	6-5	So.	26	612	23.5
1954	Art Quimby, Connecticut	6-5	Jr.	26	588	22.6
1955	Charlie Slack, Marshall	6-5	Jr.	21	538	*25.6
1956	Joe Holup, George Washington	6-6	Sr.	26	604	†25.6
1957	Elgin Baylor, Seattle	6-6	Jr.	25	508	†23.5
1958	Alex Ellis, Niagara	6-5	Sr.	25	536	†26.2
1959	Leroy Wright, Pacific	6-8	Jr.	26	652	†23.8
1960	Leroy Wright, Pacific	6-8	Sr.	17	380	†23.4
1961	Jerry Lucas, Ohio St.	6-8	Jr.	27	470	†19.8
1962	Jerry Lucas, Ohio St.	6-8	Sr.	28	499	†21.1
1963	Paul Silas, Creighton	6-7	Sr.	27	557	20.6
1964	Bob Pelkington, Xavier	6-7	Sr.	26	567	21.8
1965	Toby Kimball, Connecticut	6-8	Sr.	23	483	21.0
1966	Jim Ware, Oklahoma City	6-8	Sr.	29	607	20.9
1967	Dick Cunningham, Murray St.	6-10	Jr.	22	479	21.8
1968	Neal Walk, Florida	6-10	Jr.	25	494	19.8
1969	Spencer Haywood, Detroit	6-8	So.	22	472	21.5
1970	Artis Gilmore, Jacksonville	7-2	Jr.	28	621	22.2
1971	Artis Gilmore, Jacksonville	7-2	Sr.	26	603	23.2
1972	Kermit Washington, American	6-8	Jr.	23	455	19.8
1973	Kermit Washington, American	6-8	Sr.	22	439	20.0
1974	Marvin Barnes, Providence	6-9	Sr.	32	597	18.7
1975	John Irving, Hofstra	6-9	So.	21	323	15.4
1976	Sam Pellom, Buffalo	6-8	So.	26	420	16.2
1977	Glenn Mosley, Seton Hall	6-8	Sr.	29	473	16.3
1978	Ken Williams, North Texas	6-7	Sr.	28	411	14.7
1979	Monti Davis, Tennessee St.	6-7	Jr.	26	421	16.2
1980	Larry Smith, Alcorn St.	6-8	Sr.	26	392	15.1
1981	Darryl Watson, Mississippi Val.	6-7	Sr.	27	379	14.0
1982	LaSalle Thompson, Texas	6-10	Jr.	27	365	13.5
1983	Xavier McDaniel, Wichita St.	6-7	So.	28	403	14.4
1984	Akeem Olajuwon, Houston	7-0	Jr.	37	500	13.5
1985	Xavier McDaniel, Wichita St.	6-8	Sr.	31	460	14.8
1986	David Robinson, Navy	6-11	Jr.	35	455	13.0
1987	Jerome Lane, Pittsburgh	6-6	So.	33	444	13.5
1988	Kenny Miller, Loyola (Ill.)	6-9	Fr.	29	395	13.6
1989	Hank Gathers, Loyola Marymount	6-7	Jr.	31	426	13.7
1990	Anthony Bonner, St. Louis	6-8	Sr.	33	456	13.8
1991	Shaquille O'Neal, LSU	7-1	So.	28	411	14.7
1992	Popeye Jones, Murray St.	6-8	Sr.	30	431	14.4
1993	Warren Kidd, Middle Tenn.	6-9	Sr.	26	386	14.8
1994	Jerome Lambert, Baylor	6-8	Jr.	24	355	14.8
1995	Kurt Thomas, TCU	6-9	Sr.	27	393	14.6
1996	Marcus Mann, Mississippi Val.	6-8	Sr.	29	394	13.6
1997	Tim Duncan, Wake Forest	6-11	Sr.	31	457	14.7
1998	Ryan Peryman, Dayton	6-7	Sr.	33	412	12.5
1999	Ian McGinnis, Dartmouth	6-8	So.	26	317	12.2
2000	Darren Phillip, Fairfield	6-7	Sr.	29	405	14.0
2001	Chris Marcus, Western Ky.	7-1	Jr.	31	374	12.1
2002	Jeremy Bishop, Quinnipiac	6-6	Jr.	29	347	12.0
2003	Brandon Hunter, Ohio	6-7	Sr.	30	378	12.6
2004	Paul Millsap, Louisiana Tech	6-7	Fr.	30	374	12.5
2005	Paul Millsap, Louisiana Tech	6-8	So.	29	360	12.4

*record; †From 1956 through 1962, championship was determined on highest individual recoveries out of total by both teams in all games.

Assist Average

Season	Player, Team	Cl.	G	Ast.	Avg.
1984	Craig Lathen, Ill.-Chicago	Jr.	29	274	9.45
1985	Rob Weingard, Hofstra	Sr.	24	228	9.50
1986	Mark Jackson, St. John's (N.Y.)	Jr.	36	328	9.11
1987	Avery Johnson, Southern U.	Jr.	31	333	10.74
1988	Avery Johnson, Southern U.	Sr.	30	399	*13.30
1989	Glenn Williams, Holy Cross	Sr.	28	278	9.93

Season	Player, Team	Cl.	G	Ast.	Avg.
1990	Todd Lehmann, Drexel	Sr.	28	260	9.29
1991	Chris Corchiani, North Carolina St.	Sr.	31	299	9.65
1992	Van Usher, Tennessee Tech	Sr.	29	254	8.76
1993	Sam Crawford, New Mexico St.	Sr.	34	310	9.12
1994	Jason Kidd, California	So.	30	272	9.07
1995	Nelson Haggerty, Baylor	Sr.	28	284	10.14
1996	Raimonds Miglinieks, UC Irvine	Sr.	27	230	8.52
1997	Kenny Mitchell, Dartmouth	Sr.	26	203	7.81
1998	Ahlon Lewis, Arizona St.	Sr.	32	294	9.19
1999	Doug Gottlieb, Oklahoma St.	Jr.	34	299	8.79
2000	Mark Dickel, UNLV	Sr.	31	280	9.03
2001	Markus Carr, Cal St. Northridge	Jr.	32	286	8.94
2002	T.J. Ford, Texas	Fr.	33	273	8.27
2003	Martell Bailey, Ill.-Chicago	Jr.	30	244	8.13
2004	Greg Davis, Troy	Sr.	31	256	8.26
2005	Damitrius Coleman, Mercer	Jr.	28	224	8.00
	Will Funn, Portland St.	Sr.	28	224	8.00

*record

Blocked-Shot Average

Season	Player, Team	Cl.	G	Blk.	Avg.
1986	David Robinson, Navy	Jr.	35	207	5.91
1987	David Robinson, Navy	Sr.	32	144	4.50
1988	Rodney Blake, St. Joseph's	Sr.	29	116	4.00
1989	Alonzo Mourning, Georgetown	Fr.	34	169	4.97
1990	Kenny Green, Rhode Island	Sr.	26	124	4.77
1991	Shawn Bradley, Brigham Young	Fr.	34	177	5.21
1992	Shaquille O'Neal, LSU	Jr.	30	157	5.23
1993	Theo Ratliff, Wyoming	Jr.	28	124	4.43
1994	Grady Livingston, Howard	Jr.	26	115	4.42
1995	Keith Closs, Central Conn. St.	Fr.	26	139	5.35
1996	Keith Closs, Central Conn. St.	So.	28	178	6.36
1997	Adonal Foyle, Colgate	Jr.	28	180	*6.43
1998	Jerome James, Florida A&M	Sr.	27	125	4.63
1999	Tarvis Williams, Hampton	So.	27	135	5.00
2000	Ken Johnson, Ohio St.	Sr.	30	161	5.37
2001	Tarvis Williams, Hampton	Sr.	32	147	4.59
2002	Wojciech Myrda, La.-Monroe	Sr.	32	172	5.38
2003	Emeka Okafor, Connecticut	So.	33	156	4.73
2004	Anwar Ferguson, Houston	Sr.	27	111	4.11
2005	Deng Gai, Fairfield	Sr.	30	165	5.50

*record

Steal Average

Season	Player, Team	Cl.	G	Stl.	Avg.
1986	Darron Brittman, Chicago St.	Sr.	28	139	4.96
1987	Tony Fairley, Charleston So.	Sr.	28	114	4.07
1988	Aldwin Ware, Florida A&M	Sr.	29	142	4.90
1989	Kenny Robertson, Cleveland St.	Jr.	28	111	3.96
1990	Ronn McMahon, Eastern Wash.	Sr.	29	130	4.48
1991	Van Usher, Tennessee Tech	Jr.	28	104	3.71
1992	Victor Snipes, Northeastern Ill.	So.	25	86	3.44
1993	Jason Kidd, California	Fr.	29	110	3.79
1994	Shawn Griggs, La.-Lafayette	Sr.	30	120	4.00
1995	Roderick Anderson, Texas	Sr.	30	101	3.37
1996	Pointer Williams, McNeese St.	Sr.	27	118	4.37
1997	Joel Hoover, Md.-East. Shore	Fr.	28	90	3.21
1998	Bonzi Wells, Ball St.	Sr.	29	103	3.55
1999	Shawnta Rogers, George Washington	Sr.	29	103	3.55
2000	Carl Williams, Liberty	Sr.	28	107	3.82
2001	Greedy Daniels, TCU	Jr.	25	108	4.32
2002	Desmond Cambridge, Alabama A&M	Sr.	29	160	*5.52
2003	Alexis McMillan, Stetson	Sr.	22	87	3.95
2004	Marques Green, St. Bonaventure	Sr.	27	107	3.96
2005	Obie Trotter, Alabama A&M	Jr.	32	125	3.91

*record

Miscellaneous Player Information

Declared Early for the NBA Draft

Year	4-Year College Underclassmen	Jr. Col.	High School	U.S.	Foreign Country	Declared	Drafted	W/drew#	Total
1971	6	0	0	6	0	6	5	0	0
1972	6	2	0	8	0	8	3	2	2
1973	10	1	0	11	0	11	7	2	2
1974	18	2	1	21	0	21	11	7	7
1975	13	1	2	16	0	16	14	0	0
1976	12	1	0	13	0	13	7	0	0
1977	6	0	0	6	0	6	4	0	0
1978	4	1	0	5	0	5	4	0	0
1979	4	0	0	4	0	4	4	0	0
1980	6	1	0	7	0	7	4	0	0
1981	5	0	0	5	0	5	5	0	0
1982	13	0	0	13	0	13	9	1	1
1983	6	0	0	6	0	6	6	0	0
1984	9	0	0	9	0	9	8	0	0
1985	12	0	0	12	0	12	11	0	0
1986	9	0	0	9	0	9	7	0	0
1987	9	0	0	9	0	9	5	0	0
1988	12	0	0	12	0	12	8	0	0
1989	10	3	0	13	1	14	6	0	0
1990	22	1	0	23	0	23	7	0	0
1991	11	0	0	11	1	12	6	0	0
1992	14	2	0	16	0	16	4	0	0
1993	13	5	0	18	1	19	7	0	0
1994	20	0	0	20	0	20	12	2	2
1995	14	2	1	17	0	17	13	3	3
1996	25	4	4	33	4	37	21	6	6
1997	19	0	1	20	0	20	12	6	6
1998	26	2	4	32	3	35	20	3	3
1999	18	3	2	23	4	27	15	12	12
2000	25	2	2	29	8	37	25	19	19
2001	34	7	6	47	8	55	37	23	23
2002	33	8	4	45	9	54	29	24	24
2003	22	3	5	30	21	51	35	29	29
2004	19	3	10	32	10	42	27	54	54
2005	35	4	11	50	10	60	37	65	65

Those athletes who withdrew before the draft are not included in any of the other columns.

Foreign Players at NCAA Division I Schools

Players whose home towns on their schools' rosters were listed as being from a country other than the U.S.

Year	Div. I Schools	Foreign Players
1993	298	135
1994	301	-
1995	302	178
1996	305	212
1997	305	238
1998	306	268
1999	310	291
2000	318	285
2001	318	340
2002	321	366
2003	325	392
2004	326	392
2005	326	396




Photo from Wake Forest Sports Information

A two-time consensus all-American and winner of numerous player of the year awards, Tim Duncan led Wake Forest to four straight NCAA tournament appearances. Duncan, who is from St. Croix in the Virgin Islands, was on the foreign players lists from 1995 to 1997.

All-Time Team Leaders

Single-Game Records

SCORING HIGHS

Pts.	Team vs. Opponent (Opp. Pts.)	Date
186	Loyola Marymount vs. U.S. Int'l (140)	Jan. 5, 1991
181	Loyola Marymount vs. U.S. Int'l (150)	Jan. 31, 1989
179	Long Island vs. Medgar Evers (62)	Nov. 26, 1997
173	Oklahoma vs. U.S. Int'l (101)	Nov. 29, 1989
172	Oklahoma vs. Loyola Marymount (112)	Dec. 15, 1990
166	Arkansas vs. U.S. Int'l (101)	Dec. 9, 1989
164	UNLV vs. Hawaii-Hilo (111)	Feb. 19, 1976
164	Loyola Marymount vs. Azusa-Pacific (138)	Nov. 28, 1988
162	Loyola Marymount vs. U.S. Int'l (144)	Jan. 7, 1989
162	Loyola Marymount vs. Chaminade (129)	Nov. 25, 1990
162	Oklahoma vs. Angelo St. (99)	Dec. 1, 1990
162	Drake vs. Grinnell (110)	Dec. 11, 2002
159	Southern U. vs. Texas College (65)	Dec. 6, 1990
159	LSU vs. Northern Ariz. (86)	Dec. 28, 1991
157	Loyola Marymount vs. San Francisco (115)	Feb. 5, 1990
156	Southern U. vs. Baptist Christian (91)	Dec. 14, 1992
156	South Ala. vs. Prairie View (114)	Dec. 2, 1994
155	Oral Roberts vs. Union (Tenn.) (113)	Feb. 24, 1972
155	Southern U. vs. Prairie View (91)	Feb. 22, 1993
154	Texas-Arlington vs. Huston-Tillotson (85)	Nov. 29, 1990
154	Southern U. vs. Patten (57)	Nov. 26, 1993
153	TCU vs. Tex.-Pan American (87)	Nov. 29, 1997
152	Jacksonville vs. St. Peter's (106)	Dec. 3, 1970
152	Oklahoma vs. Centenary (La.) (84)	Dec. 12, 1987
152	Oklahoma vs. Oral Roberts (122)	Dec. 10, 1988
152	Loyola Marymount vs. U.S. Int'l (137)	Dec. 7, 1989
152	Northeastern vs. Loyola Marymount (123)	Nov. 24, 1990

SCORING HIGHS BY LOSING TEAM

Pts.	Team vs. Opponent (Opp. Pts.)	Date
150	U.S. Int'l vs. Loyola Marymount (181)	Jan. 31, 1989
144	U.S. Int'l vs. Loyola Marymount (162)	Jan. 7, 1989
141	Loyola Marymount vs. LSU (148) (ot)	Feb. 3, 1990
140	Utah St. vs. UNLV (142) (3 ot)	Jan. 2, 1985
140	U.S. Int'l vs. Loyola Marymount (186)	Jan. 5, 1991
140	Long Island vs. St. Francis (N.Y.) (142) (2 ot)	Feb. 22, 2003
137	U.S. Int'l vs. Loyola Marymount (152)	Dec. 7, 1989
136	Gonzaga vs. Loyola Marymount (147)	Feb. 18, 1989
132	Troy vs. George Mason (148)	Dec. 10, 1994
130	Fairleigh Dickinson vs. Sacred Heart (133) (4 ot)	Dec. 1, 2001
127	Pepperdine vs. Loyola Marymount (142)	Feb. 20, 1988
127	Troy vs. George Mason (142)	Nov. 28, 1995
126	Western Mich. vs. Marshall (127)	Dec. 20, 1999
125	Nevada vs. Loyola Marymount (130)	Dec. 30, 1988
123	San Francisco vs. Loyola Marymount (137)	Feb. 9, 1990
123	Loyola Marymount vs. Pepperdine (148)	Feb. 17, 1990
123	Loyola Marymount vs. Northeastern (152)	Nov. 24, 1990
123	Sam Houston St. vs. Texas-Arlington (125)	Dec. 28, 1998
122	Oral Roberts vs. Oklahoma (152)	Dec. 10, 1988
121	Loyola Marymount vs. LSU (148) (ot)	Feb. 3, 1990
121	Loyola Marymount vs. Oklahoma (136)	Dec. 23, 1989
121	Central Mich. vs. Ohio (122) (2 ot)	Feb. 5, 1998

SCORING HIGHS BOTH TEAMS COMBINED

Pts.	Team (Pts.) vs. Team (Pts.)	Date
331	Loyola Marymount (181) vs. U.S. Int'l (150)	Jan. 31, 1989
326	Loyola Marymount (186) vs. U.S. Int'l (140)	Jan. 5, 1991
306	Loyola Marymount (162) vs. U.S. Int'l (144)	Jan. 7, 1989
289	Loyola Marymount (152) vs. U.S. Int'l (137)	Dec. 7, 1989
289	LSU (148) vs. Loyola Marymount (141) (ot)	Feb. 3, 1990
284	Oklahoma (172) vs. Loyola Marymount (112)	Dec. 15, 1990
283	Loyola Marymount (147) vs. Gonzaga (136)	Feb. 18, 1989
282	UNLV (142) vs. Utah St. (140) (3 ot)	Jan. 2, 1985
282	St. Francis (N.Y.) (142) vs. Long Island (140) (2 ot)	Feb. 22, 2003
280	George Mason (148) vs. Troy (132)	Dec. 10, 1994
275	Northeastern (152) vs. Loyola Marymount (123)	Nov. 24, 1990
274	Oklahoma (152) vs. Oral Roberts (122)	Dec. 10, 1988
274	Oklahoma (173) vs. U.S. Int'l (101)	Nov. 29, 1989
272	Loyola Marymount (157) vs. San Francisco (115)	Feb. 4, 1990
269	Loyola Marymount (142) vs. Pepperdine (127)	Feb. 20, 1988
269	Loyola Marymount (150) vs. St. Mary's (Cal.) (119)	Feb. 1, 1990
269	George Mason (142) vs. Troy (127)	Nov. 28, 1995

MARGIN OF VICTORY

Pts.	Team (Pts.) vs. Opponent (Opp. Pts.)	Date
117	Long Island (179) vs. Medgar Evers (62)	Nov. 26, 1997
101	Texas (102) vs. San Marcos Baptist (1)	Jan. 10, 1916
97	Southern U. (154) vs. Patten (57)	Nov. 26, 1993
97	Winthrop (130) vs. Johnson & Wales (33)	Dec. 7, 1996
96	Purdue (112) vs. Indiana St. (6)	Jan. 10, 1911
96	Western Ky. (103) vs. Adairville Independents (7)	Jan. 10, 1923
95	Oklahoma (146) vs. Northeastern Ill. (51)	Dec. 2, 1989
94	Southern U. (159) vs. Texas College (65)	Dec. 6, 1990
93	Washington (100) vs. Puget Sound (7)	Jan. 14, 1921
93	Furman (126) vs. Va. Intermont (33)	Dec. 29, 2004
92	Villanova (117) vs. Philadelphia NAMC (25)	Feb. 12, 1949
91	LSU (124) vs. Rhodes (33)	Dec. 8, 1952
91	Tennessee St. (148) vs. Fisk (57)	Dec. 6, 1993
91	Tulsa (141) vs. Prairie View (50)	Dec. 7, 1995
89	Northwestern La. vs. LeTourneau (51)	Jan. 20, 1992
89	Nicholls St. (140) vs. Faith Baptist (51)	Dec. 17, 1994
88	Southern U. (132) vs. Faith Baptist (44)	Dec. 12, 1994
88	Prairie View (129) vs. Okla. Baptist (41)	Jan. 21, 1997
87	Canisius (107) vs. St. Ann's (20)	Dec. 8, 1907
86	Ohio St. (88) vs. Ohio (2)	Feb. 6, 1903
84	Rhode Island (118) vs. Fort Varnum (34)	Nov. 20, 1943
83	Texas (89) vs. Texas St. (6)	Feb. 11, 1919
82	Navy (126) vs. McDaniel (44)	Dec. 3, 1952
82	Morehead St. (130) vs. Asbury (48)	Nov. 30, 1996
81	Rhode Island (119) vs. Mass. Maritime (38)	1945
81	Oklahoma (146) vs. Florida A&M (65)	Jan. 27, 1993
81	Davidson (125) vs. Wash. & Jeff. (44)	Dec. 21, 2002

MARGIN OF VICTORY VS. DIVISION I OPPONENT (SINCE 1938)

Pts.	Team (Pts.) vs. Opponent (Opp. Pts.)	Date
91	Tulsa (141) vs. Prairie View (50)	Dec. 7, 1995
81	Oklahoma (146) vs. Florida A&M (65)	Jan. 27, 1993
80	Minnesota (114) vs. Alabama St. (34)	Dec. 23, 1996
77	Kentucky (143) vs. Georgia (66)	Feb. 27, 1956
75	Maryland (132) vs. North Texas (57)	Dec. 23, 1998
75	LSU (112) vs. Grambling (37)	Nov. 20, 1999
75	Florida (125) vs. Florida A&M (50)	Dec. 10, 2000
74	Kentucky (124) vs. Tenn.-Martin (50)	Nov. 26, 1994
73	LSU (159) vs. Northern Ariz. (86)	Dec. 28, 1991
72	Iowa (103) vs. Chicago (31)	Feb. 5, 1944
72	Oklahoma (173) vs. U.S. Int'l (101)	Nov. 29, 1989
72	Ohio St. (116) vs. Chicago St. (44)	Nov. 30, 1991
72	Missouri (117) vs. Chicago St. (45)	Dec. 2, 1995
72	Texas Tech (107) vs. Nicholls (35)	Dec. 7, 2002
71	Ohio St. (109) vs. Delaware (38)	Jan. 11, 1960
71	New Mexico (71) vs. Dartmouth (36)	Dec. 29, 1972
71	Dayton (109) vs. Bowling Green (38)	Dec. 11, 1954
70	Massachusetts (108) vs. Maine (38)	Feb. 23, 1974
70	Kansas (115) vs. Brown (45)	Jan. 3, 1989
70	Connecticut (116) vs. Central Conn. St. (46)	Jan. 23, 1996
70	Memphis (112) vs. Howard (42)	Jan. 3, 2001
69	Kentucky (98) vs. Vanderbilt (29)	Feb. 27, 1947
69	Lamar (126) vs. Sam Houston St. (57)	Dec. 30, 1991
68	Oklahoma (152) vs. Centenary (La.) (84)	Dec. 12, 1987
68	Oklahoma (132) vs. Southern Utah St. (64)	Dec. 20, 1988
68	Connecticut (115) vs. Central Conn. St. (47)	Jan. 10, 1991
68	Kansas (140) vs. Oral Roberts (72)	Jan. 14, 1993
68	Southern Utah (140) vs. South Ala. (72)	Dec. 10, 1994

SCORING HIGHS IN A HALF

Pts.	Team vs. Opponent (Half)	Date
98	Long Island vs. Medgar Evers (2nd)	Nov. 26, 1997
97	Oklahoma vs. U.S. Int'l (1st)	Nov. 29, 1989
96	Southern U. vs. Texas College (2nd)	Dec. 6, 1990
94	Loyola Marymount vs. U.S. Int'l (1st)	Jan. 31, 1989
94	Oklahoma vs. Northeastern Ill. (2nd)	Dec. 2, 1989
94	Loyola Marymount vs. U.S. Int'l (1st)	Jan. 5, 1991
93	Loyola Marymount vs. U.S. Int'l (1st)	Jan. 7, 1989
93	Oklahoma vs. Loyola Marymount (2nd)	Dec. 15, 1990
92	Loyola Marymount vs. U.S. Int'l (2nd)	Jan. 5, 1991
92	Alabama St. vs. Grambling (2nd)	Jan. 21, 1991
91	Oklahoma vs. Angelo St. (2nd)	Dec. 1, 1990
87	Oklahoma vs. Oral Roberts (2nd)	Dec. 10, 1988
87	Loyola Marymount vs. U.S. Int'l (2nd)	Jan. 31, 1989
86	Jacksonville vs. St. Peter's (2nd)	Dec. 3, 1970
86	Lamar vs. Portland St. (2nd)	Jan. 12, 1980

Pts.	Team vs. Opponent (Half)	Date
86	Loyola Marymount vs. Gonzaga (2nd)	Feb. 18, 1989
86	Gonzaga vs. Loyola Marymount (2nd)	Feb. 18, 1989
86	Kentucky vs. LSU (1st)	Jan. 16, 1996

SCORING HIGHS IN A HALF BOTH TEAMS COMBINED

Pts.	Team (Pts.) vs. Team (Pts.) (Half)	Date
172	Loyola Marymount (86) vs. Gonzaga (86) (2nd)	Feb. 18, 1989
170	Loyola Marymount (94) vs. U.S. Int'l (76) (1st)	Jan. 31, 1989
164	Loyola Marymount (94) vs. U.S. Int'l (70) (1st)	Jan. 5, 1991
162	Loyola Marymount (92) vs. U.S. Int'l (70) (2nd)	Jan. 5, 1991
161	Loyola Marymount (93) vs. U.S. Int'l (68) (1st)	Jan. 7, 1989
161	Loyola Marymount (87) vs. U.S. Int'l (74) (2nd)	Jan. 31, 1989
160	Oklahoma (87) vs. Oral Roberts (73) (2nd)	Dec. 10, 1988

FEWEST POINTS SCORED IN A GAME SINCE 1938

Pts.	Team vs. Opponent (Opp. Pts.)	Date
6	Temple vs. Tennessee (11)	Dec. 15, 1974
9	Pittsburgh vs. Penn St. (24)	Mar. 1, 1952
10	Duke vs. North Carolina St. (12)	Mar. 8, 1968
11	Oklahoma vs. Oklahoma St. (14)	Feb. 19, 1944
11	Tennessee vs. Temple (6)	Dec. 15, 1974
11	Cincinnati vs. Kentucky (24)	Dec. 20, 1983
12	Marquette vs. Creighton (57)	Dec. 16, 1940
12	Pittsburgh vs. Penn St. (15)	Jan. 15, 1944
12	North Carolina St. vs. Duke (10)	Mar. 8, 1968
13	Pittsburgh vs. Penn St. (32)	Feb. 20, 1943
13	Illinois vs. Purdue (23)	Feb. 7, 1938
14	Virginia vs. Navy (36)	Jan. 12, 1938
14	Michigan St. vs. Michigan (42)	Dec. 7, 1940
14	Kansas St. vs. Missouri (38)	Mar. 4, 1944
14	Oklahoma St. vs. Oklahoma (11)	Feb. 19, 1944
14	Alabama vs. Tennessee (23)	Jan. 11, 1945
15	Alabama vs. Tennessee (37)	Jan. 9, 1942
15	Arkansas vs. Oklahoma St. (17)	Jan. 28, 1944
15	Penn St. vs. Pittsburgh (12)	Jan. 15, 1944
15	Creighton vs. Oklahoma St. (35)	Feb. 9, 1948
15	Charleston So. vs. Col. of Charleston (18)	Feb. 6, 1980
16	Vanderbilt vs. Tennessee Tech (21)	1938
16	Miami (Ohio) vs. Marshall (22)	Feb. 19, 1938
16	South Carolina vs. Clemson (38)	Feb. 10, 1939
16	South Carolina vs. Clemson (43)	Feb. 18, 1939
16	Stanford vs. Oregon St. (18)	Jan. 28, 1980

FEWEST POINTS SCORED IN A GAME SINCE 1986

Pts.	Team vs. Opponent (Opp. Pts.)	Date
21	Ga. Southern vs. Coastal Caro. (61)	Jan. 2, 1997
22	Hartford vs. Boston U. (73)	Jan. 6, 2005
23	Miami (Ohio) vs. Dayton (60)	Dec. 29, 2001
23	Army vs. Bucknell (56)	Jan. 23, 2004
24	Nicholls St. vs. LSU (68)	Nov. 22, 2002
24	Ark.-Pine Bluff vs. Oklahoma (94)	Dec. 2, 2003
25	Texas-Pan American vs. North Carolina St. (75)	Jan. 7, 1997
25	Valparaiso vs. Wis.-Green Bay (69)	Mar. 2, 1992
25	Army vs. Bucknell (75)	Feb. 22, 2004
26	Northwestern vs. Evansville (48)	Nov. 26, 1999
26	Bethune-Cookman vs. Nebraska (70)	Dec. 20, 2003
27	New Hampshire vs. Providence (56)	Dec. 5, 1992
27	Yale vs. Princeton (55)	Jan. 11, 1991
27	Bucknell vs. Princeton (68)	Dec. 9, 1998
27	Eastern Wash. vs. California (56)	Nov. 16, 2001
28	Dartmouth vs. Princeton (66)	Feb. 10, 1990
28	Wofford vs. North Carolina St. (57)	Dec. 3, 1996
28	Winthrop vs. North Carolina St. (57)	Dec. 3, 1996
29	Long Beach St. vs. UNLV (49)	Mar. 9, 1991
29	Texas-Pan American vs. Iowa (85)	Dec. 4, 1992
29	Loyola (Ill.) vs. Wisconsin (66)	Nov. 14, 1998
29	Northwestern vs. Michigan St. (59)	Jan. 27, 2000
29	Washington St. vs. Fresno St. (46)	Dec. 22, 2003
30	Columbia vs. Dartmouth (54)	Jan. 14, 1989
30	Akron vs. Northern Ill. (48)	Jan. 26, 1991
30	Brown vs. Wisconsin (52)	Dec. 7, 1996
30	Northwestern vs. Illinois (63)	Feb. 19, 2000
30	Morris Brown vs. Tulane (88)	Jan. 4, 2003

FEWEST POINTS SCORED BY BOTH TEAMS IN A GAME SINCE 1938

Pts.	Team vs. Opponent (Opp. Pts.)	Date
17	Tennessee (11) vs. Temple (6)	Dec. 15, 1974
22	North Carolina St. (12) vs. Duke (10)	Mar. 8, 1968
25	Oklahoma St. (14) vs. Oklahoma (11)	Feb. 19, 1944
27	Penn St. (15) vs. Pittsburgh (12)	Jan. 15, 1944
32	Oklahoma St. (17) vs. Arkansas (15)	Jan. 28, 1944

Pts.	Team vs. Opponent (Opp. Pts.)	Date
33	Penn St. (24) vs. Pittsburgh (9)	Mar. 1, 1952
33	Col. of Charleston (18) vs. Charleston So. (15)	Feb. 6, 1980
34	Oregon St. (18) vs. Stanford (16)	Jan. 28, 1980
35	Kentucky (24) vs. Cincinnati (11)	Dec. 20, 1983
36	Purdue (23) vs. Illinois (13)	Feb. 7, 1938
37	Tennessee (23) vs. Alabama (14)	Jan. 11, 1945
37	Tennessee Tech (21) vs. Vanderbilt (16)	1938
38	Marshall (22) vs. Miami (Ohio) (16)	Feb. 19, 1938

FEWEST POINTS SCORED BY BOTH TEAMS IN A GAME SINCE 1986

Pts.	Team vs. Opponent (Opp. Pts.)	Date
67	Southern Methodist (36) vs. Tex.-Arlington (31)	Dec. 16, 1989
67	Wis.-Green Bay (46) vs. Northern Mich. (21)	Nov. 22, 1996
68	George Mason (35) vs. UNC Wilmington (33)	Mar. 4, 2001
72	Princeton (37) vs. Monmouth (35)	Nov. 20, 1999
72	Binghamton (38) vs. Charleston So. (34)	Nov. 30, 2003
72	Tex.-Pan American (37) vs. Air Force (35)	Feb. 16, 2004
74	Princeton (38) vs. North Carolina St. (36)	Nov. 12, 1997
74	Evansville (48) vs. Northwestern (26)	Nov. 26, 1999
75	Fresno St. (46) vs. Washington St. (29)	Dec. 22, 2003
75	Missouri St. (43) vs. Wisconsin (32)	Mar. 12, 1999
76	Princeton (43) vs. Colgate (33)	Nov. 30, 1988
76	Yale (39) vs. Princeton (37)	Jan. 12, 1990
76	Cornell (41) vs. Columbia (35)	Jan. 27, 2001
76	Utah (41) vs. St. Mary's (Cal.) (35)	Jan. 7, 2002
76	Alabama St. (43) vs. Ark.-Pine Bluff (33)	Jan. 11, 2003
77	Idaho (40) vs. UC Santa Barb. (37)	Feb. 2, 2002
78	UNLV (49) vs. Long Beach St. (29)	Mar. 9, 1991
78	Northern Ill. (48) vs. Akron (30)	Jan. 26, 1991
78	Auburn (43) vs. Tennessee (35)	Jan. 15, 1997
78	Richmond (41) vs. UNC Wilmington (37)	Jan. 17, 2001
79	Princeton (48) vs. Cornell (31)	Feb. 8, 1992
79	Butler (43) vs. La Salle (36)	Dec. 29, 1999
79	Bucknell (56) vs. Army (23)	Jan. 23, 2004
79	Northwestern (40) vs. Purdue (39)	Feb. 11, 2004
80	Detroit (43) vs. Wis.-Green Bay (37)	Jan. 4, 1999
80	Utah (45) vs. Air Force (35)	Feb. 1, 2003
80	Navy (43) vs. Army (37)	Feb. 28, 2004

FIELD-GOAL PERCENTAGE

Pct.	Team (FG-FGA) vs. Opponent	Date
83.3	Maryland (15-18) vs. South Carolina	Jan. 9, 1971
81.4	New Mexico (35-43) vs. Oregon St.	Nov. 30, 1985
81.0	Fresno St. (34-42) vs. Portland St.	Dec. 3, 1977
81.0	St. Peter's (34-42) vs. Utica	Dec. 4, 1984
80.5	Fordham (33-41) vs. Fairfield	Feb. 27, 1984
80.0	Holy Cross (32-40) vs. Vermont	Nov. 30, 1981
80.0	Oklahoma St. (28-35) vs. Tulane	Mar. 22, 1992
80.0	Long Beach St. (56-70) vs. Cal St. Monterey Bay	Dec. 22, 1999
80.0	Utah (24-30) vs. Air Force	Jan. 24, 2005
79.4	Arkansas (27-34) vs. Texas Tech	Feb. 20, 1979
79.4	Columbia (27-34) vs. Dartmouth	Mar. 2, 1984
79.0	North Carolina (49-62) vs. Loyola Marymount	Mar. 19, 1988
78.6	Villanova (22-28) vs. Georgetown	Apr. 1, 1985
78.6	St. Peter's (22-28) vs. Army	Jan. 9, 1982
78.4	Western Ky. (29-37) vs. Dayton	Jan. 24, 1979
78.1	Army (25-32) vs. Manhattan	Jan. 20, 1979
78.0	Southern Utah (32-41) vs. Montana Tech	Dec. 19, 2002
77.8	Samford (35-45) vs. Loyola (La.)	Dec. 12, 1992
77.8	Utah St. (28-36) vs. UC Davis	Nov. 27, 2004
77.5	Nicholls St. (31-40) vs. Samford	Dec. 30, 1983
77.4	Richmond (24-31) vs. Citadel	Feb. 8, 1976
77.2	Stephen F. Austin (44-57) vs. LeTourneau	Nov. 26, 2002
77.0	Purdue (47-61) vs. Long Island	Nov. 14, 1997

THREE-POINT FIELD GOALS

3FG	Team vs. Opponent	Date
28	Troy vs. George Mason	Dec. 10, 1994
26	Troy vs. Oakland	Nov. 24, 2003
24	Cincinnati vs. Oakland	Dec. 5, 1998
23	Lamar vs. Louisiana Tech	Feb. 28, 1993
23	Kansas St. vs. Fresno St.	Mar. 24, 1994
23	Troy vs. George Mason	Nov. 28, 1995
23	Samford vs. Troy	Jan. 13, 2001
22	Gonzaga vs. San Francisco	Feb. 23, 1995
22	Troy vs. Mercer	Jan. 31, 2005
22	Ga. Southern vs. Chattanooga	Jan. 17, 2005
21	Kentucky vs. North Carolina	Dec. 27, 1989
21	Loyola Marymount vs. Michigan	Mar. 18, 1990
21	UNLV vs. Nevada	Dec. 8, 1990
21	Troy vs. Loyola (La.)	Dec. 22, 1993
21	Cal Poly vs. Cal Baptist	Dec. 3, 1996

3FG	Team vs. Opponent	Date
21	Mississippi Val. vs. Troy	Dec. 6, 1996
21	Arkansas vs. Troy	Dec. 10, 1996
21	Long Island vs. Robert Morris	Feb. 3, 1997
21	Troy vs. Lipscomb	Jan. 10, 2004
21	Furman vs. Va. Intermont	Dec. 29, 2004
20	Navy vs. Mt. St. Mary's	Nov. 26, 1990
20	Lamar vs. Prairie View	Feb. 3, 1993
20	Arkansas vs. Texas Southern	Dec. 29, 1993
20	Baylor vs. TCU	Feb. 14, 1995
20	Southern California vs. Oregon St.	Jan. 29, 2000
20	Northern Ariz. vs. Cal Poly	Dec. 2, 2000
20	Nicholls St. vs. Troy	Dec. 17, 2001
20	Missouri vs. Colorado	Feb. 23, 2002
20	Arkansas St. vs. Lyon	Dec. 7, 2002
20	Northern Ariz. vs. San Jose Christian	Nov. 26, 2003
20	Ohio vs. Duquesne	Jan. 7, 2004
20	New Mexico vs. Santa Clara	Nov. 13, 2004
20	Creighton vs. Chattanooga	Feb. 19, 2005

THREE-POINT FIELD GOALS ATTEMPTED

3FGA	Team vs. Opponent	Date
74	Troy vs. George Mason	Dec. 10, 1994
67	Mississippi Val. vs. Troy	Dec. 6, 1996
58	Cal Poly vs. Cal Baptist	Dec. 3, 1996
53	Kentucky vs. La-Lafayette	Dec. 23, 1989
52	Troy vs. Oakwood	Nov. 24, 2003
51	Texas-Arlington vs. New Mexico	Nov. 23, 1990
51	Arizona St. vs. Brigham Young	Dec. 1, 1992
50	Morehead St. vs. George Mason	Dec. 3, 1996
50	Cal Poly vs. Air Force	Dec. 5, 1997
48	Kentucky vs. North Carolina	Dec. 27, 1989
48	Cincinnati vs. Oakland	Dec. 5, 1998
47	Kentucky vs. Furman	Dec. 19, 1989
47	Charleston So. vs. Clemson	Dec. 1, 1993
47	Centenary (La.) vs. UCF	Jan. 11, 1993
46	UNLV vs. Nevada	Dec. 8, 1990
46	Georgetown vs. Boston College	Feb. 26, 1994
46	Troy vs. Lipscomb	Jan. 10, 2004
46	Troy vs. Winthrop	Nov. 20, 2004
46	Troy vs. Mercer	Jan. 31, 2005
45	Loyola Marymount vs. LSU	Feb. 3, 1990
45	Houston vs. St. Louis	Dec. 15, 1990
45	Drake vs. Iowa	Nov. 29, 1994
45	Mississippi Valley vs. Loyola Marymount	Nov. 14, 2001
44	Cal St. Northridge vs. Colorado	Nov. 23, 1990
44	Central Conn. St. vs. Colorado	Dec. 8, 1990
44	Kentucky vs. LSU	Feb. 2, 1992
44	North Texas vs. Texas-Arlington	Jan. 9, 1993
44	Kentucky vs. LSU	Mar. 14, 1993
44	Samford vs. Mercer	Feb. 18, 1995
44	Fresno St. vs. Cal St. Northridge	Nov. 30, 1999
44	St. Bonaventure vs. Richmond	Mar. 7, 2002
44	Ohio vs. Duquesne	Jan. 7, 2004

THREE-POINT FIELD-GOAL PERCENTAGE

(Minimum 10-three point field goals made)

Pct.	Team (3FG-3FGA) vs. Opponent	Date
91.7	Drexel (11-12) vs. Delaware	Dec. 3, 2000
91.7	Northern Ariz. (11-12) vs. Willamette	Dec. 11, 2004
90.9	Duke (10-11) vs. Clemson	Feb. 1, 1988
90.9	Hofstra (10-11) vs. Rhode Island	Jan. 16, 1993
87.5	Stetson (14-16) vs. Centenary (La.)	Jan. 13, 1996
85.7	Western Ill. (12-14) vs. Valparaiso	Jan. 13, 1992
84.6	Murray St. (11-13) vs. Southeast Mo. St.	Jan. 16, 1993
84.6	Clemson (11-13) vs. North Carolina	Jan. 31, 2004
83.3	Eastern Ky. (15-18) vs. UNC Asheville	Jan. 14, 1987
83.3	Princeton (10-12) vs. Penn.	Jan. 6, 1990
83.3	Evansville (10-12) vs. Butler	Feb. 9, 1991
83.3	Southern Utah (10-12) vs. Cal St. Northridge	Mar. 1, 1991
83.3	Wis.-Milwaukee (10-12) vs. Eastern Mich.	Feb. 19, 1992
83.3	Purdue (10-12) vs. Michigan	Feb. 7, 1993
83.3	UNLV (10-12) vs. William & Mary	Feb. 11, 1995
83.3	Evansville (10-12) vs. Southern Ill.	Feb. 24, 1996
83.3	Wis.-Green Bay (10-12) vs. Miami (Ohio)	Dec. 5, 1998
81.3	Niagara (13-16) vs. Siena	Jan. 7, 1987
80.0	Marshall (12-15) vs. Wyoming	Dec. 7, 1991
80.0	Washington St. (12-15) vs. Princeton	Dec. 29, 1992
80.0	Princeton (12-15) vs. Columbia	Feb. 13, 1993
80.0	Niagara (12-15) vs. Iona	Feb. 17, 1995
80.0	Marquette (12-15) vs. Tulane	Jan. 27, 2001
80.0	Iona (12-15) vs. St. Peter's	Feb. 27, 2004
78.9	Ohio (15-19) vs. Col. of Charleston	Dec. 21, 1989
78.9	San Francisco (15-19) vs. Gonzaga	Feb. 9, 2001

FREE-THROW PERCENTAGE

(Minimum 30 free throws made)

Pct.	Team (FT-FTA) vs. Opponent	Date
100	UC Irvine (34-34) vs. Pacific	Feb. 21, 1981
100	Samford (34-34) vs. UCF	Dec. 20, 1990
100	Wake Forest (32-32) vs. North Carolina	Jan. 15, 2005
100	Marshall (31-31) vs. Davidson	Dec. 17, 1979
100	Indiana St. (31-31) vs. Wichita St.	Feb. 18, 1991
97.2	Vanderbilt (35-36) vs. Mississippi St.	Feb. 26, 1986
97.2	Butler (35-36) vs. Dayton	Feb. 21, 1991
97.2	Marquette (35-36) vs. Memphis	Jan. 23, 1993
97.0	Miami (Fla.) (32-33) vs. Creighton	Feb. 10, 1964
97.0	Toledo (32-33) vs. Old Dominion	Dec. 9, 1995
97.0	Hawaii (32-33) vs. New Mexico	Feb. 24, 1996
96.8	Oregon St. (30-31) vs. Memphis	Dec. 19, 1990
96.8	Niagara (30-31) vs. Fairfield	Jan. 31, 1998
95.5	UNLV (42-44) vs. San Diego St.	Dec. 11, 1976
94.7	Missouri St. (36-38) vs. Evansville	Dec. 30, 2001
94.6	TCU (35-37) vs. Tex.-Arlington	Dec. 23, 1996
94.4	Eastern Mich. (34-36) vs. Jackson St.	Dec. 20, 1994
93.8	North Carolina St. (30-32) vs. North Carolina	Feb. 21, 1998
93.8	Brigham Young (30-32) vs. Weber St.	Dec. 28, 2000
93.7	Mount St. Mary's (30-32) vs. Robert Morris	Feb. 6, 1990

REBOUNDS

Reb.	Team vs. Opponent	Date
108	Kentucky vs. Mississippi	Feb. 8, 1964
103	Holy Cross vs. Boston College	Mar. 1, 1956
102	Arizona vs. Northern Ariz.	Jan. 6, 1951
101	Weber St. vs. Idaho St.	Jan. 22, 1966
100	William & Mary vs. Virginia	Feb. 14, 1954
95	Indiana vs. Michigan	Mar. 11, 1961
95	Murray St. vs. MacMurray	Jan. 2, 1967
92	Santa Clara vs. St. Mary's (Cal.)	Feb. 15, 1971
92	Oral Roberts vs. Brandeis	Jan. 8, 1973
91	Notre Dame vs. St. Norbert	Dec. 7, 1965
91	Southern Miss. vs. Tex.-Pan American	Feb. 9, 1970
91	Houston vs. Rice	Mar. 7, 1974
90	Vanderbilt vs. Sewanee	Dec. 4, 1954

ASSISTS

Ast.	Team vs. Opponent	Date
44	Colorado vs. George Mason (ot)	Dec. 2, 1995
43	TCU vs. Central Okla.	Dec. 12, 1998
41	North Carolina vs. Manhattan	Dec. 27, 1985
41	Weber St. vs. Northern Ariz.	Mar. 2, 1991
40	New Mexico vs. Texas-Arlington	Nov. 23, 1990
40	Loyola Marymount vs. U.S. Int'l	Jan. 5, 1991
40	Southern Utah vs. Texas Wesleyan	Jan. 25, 1992
40	Lamar vs. Prairie View	Feb. 2, 1993
40	TCU vs. North Texas	Dec. 1, 1998
39	Southern Miss. vs. Virginia Tech	Jan. 16, 1988
39	UNLV vs. Pacific	Feb. 8, 1990
39	UNLV vs. Rutgers	Feb. 3, 1991
39	Davidson vs. Warren Wilson	Dec. 9, 1991
39	TCU vs. Midwestern St.	Nov. 30, 1994
39	Arizona St. vs. Delaware St.	Dec. 1, 1992
39	TCU vs. Central Okla.	Dec. 9, 2000
38	New Mexico vs. U.S. Int'l	Dec. 3, 1985
38	Pepperdine vs. U.S. Int'l	Jan. 7, 1986
38	UCLA vs. Loyola Marymount	Dec. 2, 1990
38	Arizona vs. Northern Ariz.	Dec. 18, 1991
38	Tex.-Pan American vs. Concordia Lutheran	Dec. 4, 1993
38	LSU vs. George Mason	Dec. 3, 1994
38	Arizona vs. Morgan St.	Nov. 20, 1997
38	TCU vs. Ark.-Pine Bluff	Dec. 30, 2000
37	15 tied	

BLOCKED SHOTS

Blk.	Team vs. Opponent	Date
21	Georgetown vs. Southern (N.O.)	Dec. 1, 1993
20	Iona vs. Northern Ill.	Jan. 7, 1989
20	Georgia vs. Bethune-Cookman	Dec. 7, 1993
20	Massachusetts vs. West Virginia	Jan. 3, 1995
19	Seton Hall vs. Norfolk St.	Dec. 4, 2000
19	Connecticut vs. Florida Int'l	Nov. 30, 2004
18	North Carolina vs. Stanford	Dec. 20, 1985
17	Maryland vs. Md.-East. Shore	Feb. 27, 1987
17	Rider vs. Fairleigh Dickinson	Jan. 9, 1989
17	Georgetown vs. Providence	Feb. 22, 1989
17	Georgetown vs. Hawaii-Loa	Nov. 23, 1990
17	Brigham Young vs. Eastern Ky.	Dec. 7, 1990
17	Northwestern St. vs. Ouachita Baptist	Nov. 30, 1991

Blk.	Team vs. Opponent	Date
17	New Orleans vs. Texas A&M	Dec. 29, 1992
17	Massachusetts vs. Hartford	Dec. 28, 1993
17	Louisville vs. Kentucky	Jan. 1, 1995
17	William & Mary vs. George Mason	Feb. 26, 1996
17	Miami (Fla.) vs. Hartford	Dec. 13, 1996
17	Fairleigh Dickinson vs. Hartford	Nov. 11, 1997
17	Kentucky vs. Morehead St.	Nov. 20, 1997
17	Duke vs. Virginia	Jan. 10, 1999
17	La.-Monroe vs. Lamar	Feb. 3, 2000
17	Georgetown vs. Southern-N.O.	Feb. 10, 2000
17	Connecticut vs. Quinnipiac	Dec. 30, 2004
16	16 tied	

STEALS

Stl.	Team vs. Opponent	Date
39	Long Island vs. Medgar Evers	Nov. 26, 1997
34	Oklahoma vs. Centenary (La.)	Dec. 12, 1987
34	Northwestern St. vs. LeTourneau	Jan. 20, 1992
33	Connecticut vs. Pittsburgh	Jan. 6, 1990
32	Manhattan vs. Lehman	Dec. 14, 1987
32	Oklahoma vs. Angelo St.	Dec. 1, 1990
32	Long Island vs. Medgar Evers	Nov. 29, 1994
32	La.-Lafayette vs. Baptist Christian	Nov. 25, 1995
30	Southern U. vs. Baptist Christian	Dec. 14, 1992
30	Cal Poly vs. Notre Dame (Cal.)	Nov. 25, 1995
30	TCU vs. Ark.-Pine Bluff	Dec. 30, 2000
29	Cleveland St. vs. Canisius	Dec. 28, 1986
29	Oklahoma vs. U.S. Int'l	Nov. 19, 1989
29	Centenary (La.) vs. East Texas Baptist	Dec. 12, 1992
29	TCU vs. Delaware St.	Dec. 3, 1997
28	Oklahoma vs. Morgan St.	Dec. 21, 1991
28	Memphis vs. Southeastern La.	Jan. 11, 1993
28	Oklahoma vs. Florida A&M	Jan. 27, 1993
27	Oregon St. vs. Hawaii-Loa	Dec. 22, 1985
27	Cal St. Fullerton vs. Lamar	Nov. 24, 1989
27	Texas-San Antonio vs. Samford	Jan. 19, 1991
27	Iowa St. vs. Bethune-Cookman	Dec. 31, 1992
27	San Francisco vs. Delaware St.	Nov. 27, 1993
27	Charleston So. vs. Warner Southern	Dec. 11, 1993
27	Georgetown vs. Southern (N.O.)	Feb. 13, 1999
27	TCU vs. Alabama St.	Nov. 20, 2000

Season Records

VICTORIES

Team	Season	Won	Lost	Pct.
UNLV	†1987	37	2	.949
Duke	†1999	37	2	.949
Illinois	†2005	37	2	.949
Duke	†1986	37	3	.925
Kentucky	†1948	36	3	.923
Massachusetts	†1996	35	2	.946
Georgetown	†1985	35	3	.921
Arizona	†1988	35	3	.921
Kansas	1986	35	4	.897
Oklahoma	†1988	35	4	.897
Kansas	†1998	35	4	.897
Kentucky	†1998	35	4	.897
Duke	†2001	35	4	.897
UNLV	†1990	35	5	.875
Kentucky	†1997	35	5	.875
UNLV	†1991	34	1	.971
Duke	†1992	34	2	.944
Kentucky	1996	34	2	.944
Kansas	1997	34	2	.944
Connecticut	1999	34	2	.944
Kentucky	†1947	34	3	.919
Georgetown	†1984	34	3	.919
Arkansas	†1991	34	4	.895
North Carolina	†1993	34	4	.895
North Carolina	1998	34	4	.895

† national leader

VICTORIES IN FIRST SEASON IN DIVISION I

Team	Season	Won	Lost	Pct.
Seattle#	1953	29	4	.879
Md.-East. Shore	1974	27	2	.931
Oral Roberts	1972	26	2	.929
Old Dominion	1977	25	4	.862
Long Beach St.#	1970	24	5	.828
La.-Lafayette#	1972	23	3	.885

Team	Season	Won	Lost	Pct.
Southern U.	1978	23	5	.821
Hawaii	1971	23	5	.821
Alabama St.	1983	22	6	.786
Alcorn St.	1978	22	7	.759
Stephen F. Austin	1987	22	8	.733
Idaho St.#	1959	21	7	.750
McNeese St.	1974	20	5	.800
Memphis#	1956	20	7	.741
Birmingham So.	2004	20	7	.741
Loyola (La.)	1952	20	14	.588
Jackson St.	1978	19	5	.792
Northeastern	1973	19	7	.731
Ga. Southern	1974	19	7	.731
Miami (Fla.)	1949	19	8	.704
Col. of Charleston	1992	19	8	.704
Morehead St.#	1956	19	10	.655
New Mexico St.	1951	19	14	.576
New Orleans	1976	18	8	.692
Florida A&M	1979	18	9	.667
Alabama A&M	2000	18	10	.643

#appeared in NCAA tournament

WON-LOST PERCENTAGE

Team	Season	Won	Lost	Pct.
North Carolina	†1957	32	0	1.000
Indiana	†1976	32	0	1.000
UCLA	†1964	30	0	1.000
UCLA	†1967	30	0	1.000
UCLA	†1972	30	0	1.000
UCLA	†1973	30	0	1.000
San Francisco	†1956	29	0	1.000
North Carolina St.	1973	27	0	1.000
Kentucky	†1954	25	0	1.000
Long Island	†1939	24	0	1.000
Seton Hall	†1940	19	0	1.000
Army	†1944	15	0	1.000
UNLV	†1991	34	1	.971
Indiana St.	†1979	33	1	.971
Indiana	†1975	31	1	.969
North Carolina St.	†1974	30	1	.968
UCLA	†1968	29	1	.967
UCLA	†1969	29	1	.967
UCLA	†1971	29	1	.967
San Francisco	†1955	28	1	.966
UTEP	†1966	28	1	.966
Marquette	1971	28	1	.966
Penn	1971	28	1	.966
Alcorn St.	1979	28	1	.966
Ohio St.	†1961	27	1	.964

† national leader

WON-LOST PERCENTAGE IN FIRST SEASON IN DIVISION I

Team	Season	Won	Lost	Pct.
Md.-East. Shore	1974	27	2	.931
Oral Roberts	1972	26	2	.929
Seattle#	1953	29	4	.879
La.-Lafayette#	1972	25	4	.862
Old Dominion	1977	25	4	.862
Long Beach St.#	1970	24	5	.828
Southern U.	1978	23	5	.821
Hawaii	1971	23	5	.821
McNeese St.	1974	20	5	.800
Jackson St.	1978	19	5	.792
Alabama St.	1983	22	6	.786
Alcorn St.	1978	22	7	.759
Idaho St.#	1959	21	7	.750
Memphis#	1956	20	7	.741
Birmingham So.	2004	20	7	.741
Air Force	1958	17	6	.739
Stephen F. Austin	1987	22	8	.733
Northeastern	1973	19	7	.731
Ga. Southern	1974	19	7	.731
Va. Commonwealth	1974	17	7	.708
Miami (Fla.)	1949	19	8	.704
Col. of Charleston	1992	19	8	.704
New Orleans	1976	18	8	.692
Weber St.	1964	17	8	.680
George Mason	1979	17	8	.680
Florida A&M	1979	18	9	.667
Mercer	1974	16	8	.667
Tennessee Tech	1956	14	7	.667
American	1967	16	8	.667
Fairfield	1965	14	7	.667

#appeared in NCAA tournament

MOST-IMPROVED TEAMS
(Since 1974)

Team	Season	W-L Record	Previous Yr. W-L	Games Imp.
Mercer	†2003	23-6	6-23	17
UTEP	†2004	24-8	6-24	17
N.C. A&T	†1978	20-8	3-24	16½
Murray St.	†1980	23-8	4-22	16½
Liberty	†1992	22-7	5-23	16½
North Texas	†1976	22-4	6-20	16
Ohio State	†1999	27-9	8-22	16
Tulsa	†1981	26-7	8-19	15
Utah St.	†1983	20-9	4-23	15
Radford	†1991	22-7	7-22	15
Boston College	†2001	27-5	11-19	15
Western Mich.	1992	21-9	5-22	14½
Tennessee St.	†1993	19-10	4-24	14½
Central Mich.	2001	20-8	6-23	14½
Fresno St.	1978	21-6	7-20	14
James Madison	†1987	20-10	5-23	14
Loyola Marymount	†1988	28-4	12-16	14
Cal Poly	†1996	16-13	1-26	14
Northern Ariz.	†1997	21-7	6-20	14
McNeese St.	2001	22-9	6-21	14
Central Mich.	2003	25-7	9-19	14
Michigan St.	1978	25-5	10-17	13½
Loyola (Md.)	†1994	17-13	2-25	13½
Texas-San Antonio	†1998	16-11	3-25	13½
Iowa St.	†2000	32-5	15-15	13½
Ark.-Little Rock	2001	18-11	4-24	13½

†national leader

POINTS

Team	Season	G	Pts.
Oklahoma	†1988	39	4,012
Loyola Marymount	†1990	32	3,918
Arkansas	†1991	38	3,783
UNLV	1990	40	3,739
Oklahoma	†1989	36	3,680
UNLV	†1987	39	3,612
Duke	†1999	39	3,581
Duke	†2001	39	3,538
Loyola Marymount	1988	32	3,528
Loyola Marymount	1989	31	3,486
Houston	†1977	37	3,482
UNLV	†1976	31	3,426
UNLV	1977	32	3,426
Duke	1991	39	3,421
UNLV	1991	35	3,420
Arkansas	†1995	39	3,416
Syracuse	1989	38	3,410
Michigan	1989	37	3,393
Duke	1990	38	3,386
Kansas	†2002	37	3,365
Oklahoma	1991	35	3,363
Arkansas	1990	35	3,345
North Carolina	1989	37	3,331
Oklahoma	†1985	37	3,328
Kentucky	†1997	40	3,325

†national leader

SCORING OFFENSE

Team	Season	G	Pts.	Avg.
Loyola Marymount	†1990	32	3,918	122.4
Loyola Marymount	†1989	31	3,486	112.5
UNLV	†1976	31	3,426	110.5
Loyola Marymount	†1988	32	3,528	110.3
UNLV	†1977	32	3,426	107.1
Oral Roberts	†1972	28	2,943	105.1
Southern U.	†1991	28	2,924	104.4
Loyola Marymount	1991	31	3,211	103.6
Oklahoma	1988	39	4,012	102.9
Oklahoma	1989	36	3,680	102.2
Oklahoma	1990	32	3,243	101.3
Southern U.	†1994	27	2,727	101.0
Jacksonville	†1970	28	2,809	100.3
Jacksonville	†1971	26	2,598	99.9
Arkansas	1991	38	3,783	99.6
Southern U.	1990	31	3,078	99.3
Syracuse	†1966	28	2,773	99.0
Iowa	1970	25	2,467	98.7
Miami (Fla.)	†1965	26	2,558	98.4
Houston	1966	29	2,845	98.1

Team	Season	G	Pts.	Avg.
La.-Lafayette	1972	29	2,840	97.9
U.S. Int'l	1990	28	2,738	97.8
Houston	†1968	33	3,226	97.8
UNLV	1991	35	3,420	97.7
Md.-East. Shore	†1974	29	2,831	97.6
Troy	1994	27	2,634	97.6
Oklahoma City	1966	29	2,829	97.6

†national leader

SCORING DEFENSE

Team	Season	G	Pts.	Avg.
Oklahoma St.	†1948	31	1,006	32.5
Oklahoma St.	†1949	28	985	35.2
Oklahoma St.	†1950	27	1,059	39.2
Alabama	1948	27	1,070	39.6
Creighton	1948	23	925	40.2
Wyoming	1948	27	1,101	40.8
Wyoming	1950	36	1,491	41.4
Siena	1948	28	1,161	41.5
St. Bonaventure	1948	22	921	41.9
Siena	1949	29	1,215	41.9
Tulane	1948	26	1,102	42.4
Wyoming	1949	35	1,509	43.1
Texas	1948	25	1,079	43.2
Utah	1948	20	868	43.4
Minnesota	1949	21	912	43.4
Washington-St. Louis	1948	21	915	43.6
St. Bonaventure	1949	26	1,137	43.7
St. Louis	1948	27	1,183	43.8
Kentucky	1949	34	1,492	43.9
Washington St.	1949	30	1,317	43.9
Texas A&M	†1951	29	1,275	44.0
Kentucky	1948	39	1,730	44.4
Baylor	1948	24	1,068	44.5
Tulsa	1950	23	1,027	44.7
Hamline	1948	31	1,389	44.8

†national leader

(Since 1965)

Fresno St.	†1982	30	1,412	47.1
Princeton	†1992	28	1,349	48.2
Princeton	†1991	27	1,320	48.9
North Carolina St.	1982	32	1,570	49.1
Princeton	1982	26	1,277	49.1
Princeton	†1984	28	1,403	50.1
St. Peter's	†1980	31	1,563	50.4
Fresno St.	†1981	29	1,470	50.7
Air Force	†2004	29	1,475	50.9
Princeton	†1990	27	1,378	51.0
Princeton	1981	28	1,438	51.4
Princeton	†1998	29	1,491	51.4
St. Peter's	1981	26	1,338	51.5
Wyoming	1982	30	1,545	51.5
Princeton	†1977	26	1,343	51.7
Princeton	†1996	29	1,498	51.7
Princeton	†1983	29	1,507	52.0
James Madison	1982	30	1,559	52.0
Fresno St.	†1978	27	1,417	52.5
Princeton	†1999	30	1,581	52.7
Princeton	†1976	27	1,427	52.9
Columbia	1982	26	1,375	52.9
Princeton	†1989	27	1,430	53.0
Fresno St.	†1985	32	1,696	53.0
Princeton	†1997	28	1,496	53.4

†national leader

SCORING MARGIN

Team	Season	Off.	Def.	Mar.
UCLA	†1972	94.6	64.3	30.3
North Carolina St.	†1948	75.3	47.2	28.1
Kentucky	†1954	87.5	60.3	27.2
Kentucky	†1952	82.3	55.4	26.9
UNLV	†1991	97.7	71.0	26.7
UCLA	†1968	93.4	67.2	26.2
UCLA	†1967	89.6	63.7	25.9
Houston	1968	97.8	72.5	25.3
Duke	†1999	91.8	67.2	24.7
Kentucky	1948	69.0	44.4	24.6
Kentucky	†1949	68.2	43.9	24.3
Bowling Green	1948	70.5	46.7	23.8
Loyola (Ill.)	†1963	91.8	68.1	23.7
Charlotte	†1975	88.9	65.2	23.7
Arizona St.	†1962	90.1	67.6	22.5
St. Bonaventure	†1970	88.4	65.9	22.5
Kentucky	†1951	74.7	52.5	22.2

Team	Season	Off.	Def.	Mar.
Indiana.....	1975	88.0	65.9	22.1
Kentucky.....	†1996	91.4	69.4	22.1
Cincinnati.....	†1960	86.7	64.7	22.0
Oklahoma.....	†1988	102.9	81.0	21.9
North Carolina St.....	†1973	92.9	71.1	21.8
Jacksonville.....	1970	100.3	78.5	21.8
UNLV.....	†1976	110.5	89.0	21.5
Duke.....	†1998	85.6	64.1	21.5

†national leader

FIELD-GOAL PERCENTAGE

Team	Season	FG	FGA	Pct.
Missouri.....	†1980	936	1,635	57.2
Michigan.....	†1989	1,325	2,341	56.6
Oregon St.....	†1981	862	1,528	56.4
UC Irvine.....	†1982	920	1,639	56.1
Michigan St.....	†1986	1,043	1,860	56.1
North Carolina.....	1986	1,197	2,140	55.9
Kansas.....	1986	1,260	2,266	55.6
Kentucky.....	†1983	869	1,564	55.6
Notre Dame.....	1981	824	1,492	55.2
Houston Baptist.....	†1984	797	1,445	55.2
Maryland.....	1980	985	1,789	55.1
Idaho.....	1981	816	1,484	55.0
UC Irvine.....	1981	934	1,703	54.8
Navy.....	†1985	946	1,726	54.8
Stanford.....	1983	752	1,373	54.8
Maryland.....	†1975	1,049	1,918	54.7
New Orleans.....	1983	937	1,714	54.7
Georgia Tech.....	1986	1,008	1,846	54.6
Arkansas.....	†1978	1,060	1,943	54.6
Michigan.....	†1988	1,198	2,196	54.6
New Mexico.....	1989	992	1,819	54.5
Southern U.....	1978	1,107	2,031	54.5
Arkansas.....	†1977	849	1,558	54.5
Arizona.....	1988	1,147	2,106	54.5
Pepperdine.....	1983	900	1,653	54.4
Oregon St.....	1980	943	1,732	54.4
Ohio St.....	†1970	831	1,527	54.4
UNC Wilmington.....	1977	816	1,500	54.4
Davidson.....	†1964	894	1,644	54.4

†national leader

FIELD-GOAL PERCENTAGE DEFENSE (Since 1978)

Team	Season	FG	FGA	Pct.
Stanford.....	†2000	667	1,893	35.2
Marquette.....	†1994	750	2,097	35.8
Marquette.....	†1997	628	1,735	36.2
Temple.....	2000	633	1,747	36.2
Wake Forest.....	1997	667	1,832	36.4
UNLV.....	†1992	628	1,723	36.5
Wis.-Green Bay.....	1997	499	1,368	36.5
Georgetown.....	†1991	680	1,847	36.8
Temple.....	†1994	621	1,686	36.8
Connecticut.....	†2004	924	2,502	36.9
Princeton.....	2000	577	1,558	37.0
Boston U.....	†2005	588	1,584	37.1
Kansas St.....	†1999	729	1,963	37.1
St. Joseph's.....	†2003	609	1,639	37.2
Detroit.....	1999	590	1,583	37.3
Northwestern.....	1999	577	1,548	37.3
Texas St.....	1999	597	1,601	37.3
Cincinnati.....	2005	749	2,008	37.3
Wis.-Green Bay.....	1994	664	1,777	37.4
Va. Commonwealth.....	†2002	767	2,052	37.4
Cincinnati.....	2002	761	2,035	37.4
Alabama.....	†1995	771	2,048	37.6
Col. of Charleston.....	2002	663	1,762	37.6
Old Dominion.....	1999	797	2,116	37.7
Illinois.....	2003	657	1,741	37.7
Maryland.....	2003	704	1,864	37.8
Wisconsin.....	1997	502	1,329	37.8
Kansas.....	1995	768	2,032	37.8
Ohio St.....	2000	654	1,730	37.8
Kansas.....	†2001	782	2,069	37.8

†national leader

THREE-POINT FIELD GOALS MADE

Team	Season	G	3FG
Duke.....	†2001	39	407
Troy.....	†2004	31	364
Arkansas.....	†1995	39	361
Louisville.....	†2005	38	361

Team	Season	G	3FG
Illinois.....	2005	39	344
Kentucky.....	†1993	34	340
Missouri.....	†2002	36	326
Kentucky.....	†1992	36	317
St. Bonaventure.....	2002	30	314
Samford.....	†2000	32	313
St. Joseph's.....	2004	32	313
Troy.....	†2003	32	312
Long Island.....	†1998	32	310
Ball St.....	2002	35	310
UNLV.....	†1987	39	309
Mississippi Val.....	†1997	29	309
Col. of Charleston.....	2003	33	308
Charlotte.....	2001	33	305
Oregon.....	2002	35	304
East Tenn. St.....	†1991	33	301
Arkansas.....	†1994	34	301
Kentucky.....	1994	34	301
Long Island.....	1997	30	301
New Mexico.....	1998	32	301
Duke.....	2002	35	301

†national leader

THREE-POINT FIELD GOALS MADE PER GAME

Team	Season	G	3FG	Avg.
Troy.....	†2004	31	364	11.74
Troy.....	†2005	30	338	11.27
Troy.....	†1996	27	300	11.11
Mississippi Val.....	†1997	29	309	10.66
Troy.....	†1995	27	287	10.63
St. Bonaventure.....	†2002	30	314	10.47
Duke.....	†2001	39	407	10.44
Samford.....	1995	27	279	10.33
Mississippi Val.....	†2003	29	299	10.31
Belmont.....	2001	28	288	10.29
Marshall.....	1996	28	284	10.14
Lamar.....	†1993	27	271	10.04
St. Bonaventure.....	2003	27	271	10.04
Kentucky.....	†1990	28	281	10.04
Long Island.....	1997	30	301	10.03
Kentucky.....	1993	34	340	10.00
Tennessee Tech.....	†2000	28	279	9.96
Davidson.....	2003	27	269	9.96
Vermont.....	1995	27	268	9.93
Florida.....	†1998	29	285	9.83
Samford.....	2001	29	284	9.79
Samford.....	2000	32	313	9.78
St. Joseph's.....	2004	32	313	9.78
Belmont.....	2004	30	293	9.77
Belmont.....	2000	28	273	9.75
Troy.....	2003	32	312	9.75

†national leader

THREE-POINT FIELD-GOAL PERCENTAGE (Minimum 100 three-point field goals made)

Team	Season	G	3FG	3FGA	Pct.
Indiana.....	†1987	34	130	256	50.8
Mississippi Val.....	1987	28	161	322	50.0
Stephen F. Austin.....	1987	30	120	241	49.8
Princeton.....	†1988	26	211	429	49.2
Prairie View.....	1988	27	129	266	48.5
Kansas St.....	1988	34	179	370	48.4
Arizona.....	1988	38	254	526	48.3
Indiana.....	†1989	35	121	256	47.3
Bucknell.....	1988	28	154	328	47.0
Holy Cross.....	1988	29	158	337	46.9
Michigan.....	1989	37	196	419	46.8
Wis.-Green Bay.....	†1992	30	204	437	46.7
Citadel.....	1989	28	153	328	46.6
Niagara.....	1987	31	128	275	46.5
Eastern Mich.....	1987	29	144	310	46.5
Wis.-Green Bay.....	†1991	31	189	407	46.4
Colorado St.....	1989	33	141	305	46.2
Bucknell.....	1989	31	160	347	46.1
Illinois.....	1987	31	112	243	46.1
Illinois St.....	1987	32	110	240	45.8
Jacksonville.....	1987	30	188	412	45.6
Rider.....	1987	28	151	331	45.6
Davidson.....	1987	30	138	303	45.5
New Mexico St.....	1988	32	143	314	45.5
Gonzaga.....	1989	28	119	262	45.4
Indiana.....	†1994	30	182	401	45.4

†national leader

FREE-THROW PERCENTAGE

Team	Season	FT	FTA	Pct.
Harvard	†1984	535	651	82.2
Brigham Young	†1989	527	647	81.5
Harvard	†1985	450	555	81.1
Ohio St.	†1970	452	559	80.9
Siena	†1998	574	715	80.3
Vanderbilt	†1974	477	595	80.2
Michigan St.	†1986	490	613	79.9
North Carolina St.	†2004	481	602	79.9
Butler	†1988	413	517	79.9
Miami (Fla.)	†1965	642	807	79.6
Tulane	†1963	390	492	79.3
Tennessee	†1971	538	679	79.2
UTEP	†2005	606	765	79.2
Auburn	†1966	476	601	79.2
Oklahoma St.	†1958	488	617	79.1
Duke	†1978	665	841	79.1
Utah	†1993	476	602	79.1
Gonzaga	1989	485	614	79.0
Western Ky.	†1997	342	433	79.0
Montana St.	†2000	481	609	79.0
Oral Roberts	†1980	481	610	78.9
Marshall	1958	479	608	78.8
Bucknell	1989	590	749	78.8
Manhattan	†2003	560	711	78.8
Alabama	†1987	521	662	78.7
Siena	†1999	672	854	78.7

†national leader

REBOUNDS

Team	Season	G	Reb.
Kentucky	†1951	34	2,109
North Carolina St.	1951	37	2,091
Houston	†1968	33	2,074
Columbia	†1957	24	2,016
Fordham	†1953	27	1,879
North Carolina St.	†1955	32	1,864
Houston	†1967	31	1,862
Fordham	†1952	29	1,859
Kentucky	1952	32	1,817
West Virginia	†1959	34	1,810
Western Ky.	†1954	32	1,810
Creighton	†1964	29	1,803
North Carolina St.	1952	34	1,782
Connecticut	†2004	39	1,742
Dayton	1955	29	1,738
North Carolina St.	1954	35	1,735
Notre Dame	†1965	27	1,722
Dayton	†1956	29	1,713
New Mexico St.	1970	31	1,713
Seton Hall	1953	33	1,706
La Salle	1955	31	1,697
LSU	†1970	32	1,691
Middle Tenn.	†1969	26	1,685
Kansas	†1998	39	1,682
Kentucky	1955	26	1,680

†national leader

REBOUND MARGIN

(Since 1973)

Team	Season	Off.	Def.	Mar.
Manhattan	†1973	56.5	38.0	18.5
American	1973	56.7	40.3	16.4
Alcorn St.	†1978	52.3	36.0	16.3
Oral Roberts	1973	66.9	50.3	15.6
Alcorn St.	†1980	49.2	33.8	15.4
Michigan St.	†2001	42.5	27.1	15.4
UCLA	1973	49.0	33.9	15.1
Houston	1973	54.7	40.8	13.9
Massachusetts	†1974	44.5	30.7	13.8
Alcorn St.	†1979	50.1	36.3	13.8
Minnesota	1973	49.0	36.0	13.0
Va. Commonwealth	1974	55.1	42.1	13.0
Northeastern	†1981	44.9	32.0	12.9
Stetson	†1975	47.1	34.7	12.4
Notre Dame	†1976	46.3	34.1	12.2
Harvard	1973	53.5	41.3	12.2
Tennessee St.	1980	46.5	34.3	12.2
Tennessee St.	1979	49.7	37.9	11.8
Buffalo	1976	51.5	39.7	11.8
Southern U.	1978	43.1	31.4	11.7
Wyoming	1981	42.0	30.3	11.7

Team	Season	Off.	Def.	Mar.
Michigan St.	†2000	39.0	27.3	11.7
Alabama	1973	50.9	39.3	11.6
Mississippi Val.	†1996	48.3	36.8	11.6
Iowa	†1987	43.1	31.5	11.5

†national leader

ASSISTS

Team	Season	G	Ast.
UNLV	†1990	40	926
UNLV	†1991	35	863
Oklahoma	†1988	39	862
UNLV	†1987	39	853
Oklahoma	†1985	37	828
Arkansas	1991	38	819
Kansas	†1986	39	814
North Carolina	1986	34	800
North Carolina	†1989	37	788
Southern Methodist	1988	35	786
Kentucky	†1996	36	783
North Carolina	1987	36	782
Kentucky	†1997	40	776
Kansas	†2002	37	767
Loyola Marymount	1990	32	763
Kansas	1990	35	762
Kansas	†1998	39	746
Oklahoma	1989	36	743
Illinois	†2005	39	727
Arkansas	†1995	39	721
Maryland	2002	36	714
North Carolina	2005	37	706
Duke	†2001	39	701
North Carolina	1991	35	699
North Carolina	1998	38	699

†national leader

ASSISTS PER GAME

Team	Season	G	Ast.	Avg.
UNLV	†1991	35	863	24.7
Loyola Marymount	†1990	32	762	23.8
North Carolina	†1986	34	800	23.5
UNLV	1990	40	926	23.2
Southern Methodist	†1987	29	655	22.6
Southern Methodist	†1988	35	786	22.5
Oklahoma	†1985	37	828	22.4
Oklahoma	1988	39	862	22.1
Northwestern St.	†1993	26	570	21.9
UNLV	1987	39	853	21.9
Kansas	1990	35	763	21.8
Kentucky	†1996	36	783	21.8
North Carolina	1987	36	782	21.7
Iowa St.	1988	32	694	21.7
Arkansas	1991	38	819	21.6
North Carolina	†1989	37	788	21.3
Georgia Tech	1988	32	680	21.3
Montana St.	1996	30	627	20.9
Montana St.	†1995	29	606	20.9
Montana St.	†1998	30	624	20.8
Kansas	†2002	37	767	20.7
TCU	†1999	32	650	20.3
Arkansas	†1994	34	687	20.2
Fresno St.	1998	34	685	20.2
Montana St.	1999	29	583	20.1
UNLV	†2000	31	623	20.1

†national leader

BLOCKED SHOTS

Team	Season	G	Blk.
Connecticut	†2004	39	315
Georgetown	†1989	34	309
Connecticut	†2005	31	275
Massachusetts	†1995	34	273
UNLV	†1991	35	266
Connecticut	†2003	33	253
Old Dominion	†1999	34	248
Syracuse	2003	35	247
Brigham Young	1991	34	246
Duke	1999	39	245
Kentucky	†1998	39	240
Duke	2004	37	240
Seton Hall	†2001	31	236
Connecticut	†2002	34	236
Clemson	†1990	35	235
Georgetown	1991	32	235
Central Conn. St.	†1996	28	235

Team	Season	G	Blk.
Maryland	†2000	35	235
Navy	†1986	35	233
Georgetown	1990	31	233
Old Dominion	†1997	33	233
Massachusetts	1996	37	232
Arkansas	1991	38	229
Syracuse	1999	33	229
Georgetown	2000	34	226

†national leader

BLOCKED SHOTS PER GAME

Team	Season	G	Blk.	Avg.
Georgetown	†1989	34	309	9.09
Connecticut	†2005	31	275	8.87
Central Conn. St.	†1996	28	235	8.39
Connecticut	†2004	39	315	8.08
Massachusetts	†1995	34	273	8.03
Colgate	†1997	28	217	7.75
Connecticut	†2003	33	253	7.67
Seton Hall	†2001	31	236	7.61
UNLV	†1991	35	266	7.60
Georgetown	†1990	31	233	7.52
Central Conn. St.	1995	26	194	7.46
La.-Monroe	†2000	28	207	7.39
Georgetown	1991	32	235	7.34
Florida A&M	1996	27	198	7.33
Iona	†1999	30	220	7.33
Old Dominion	1999	34	248	7.29
Brigham Young	1991	34	246	7.24
Old Dominion	1997	33	233	7.06
Syracuse	2003	35	247	7.06
LSU	1990	32	225	7.03
Iona	2000	31	216	6.97
Syracuse	1999	33	229	6.94
Connecticut	†2002	34	236	6.94
Rutgers	2002	31	215	6.94
Mississippi Val.	1999	27	187	6.93

†national leader

STEALS

Team	Season	G	Stl.
Oklahoma	†1988	39	486
Connecticut	†1990	37	484
Kentucky	†1997	40	480
Long Island	†1998	32	478
Cleveland St.	†1987	33	473
Arkansas	†1991	38	467
Texas	†1994	34	453
Loyola Marymount	1990	32	450
Arkansas	†1995	39	445
Cleveland St.	†1986	33	436
Kentucky	†1996	36	435
Tulsa	†2000	37	433
Georgetown	1996	37	431
Maryland	†1999	34	431
Texas-San Antonio	1991	29	430
Duke	†2001	39	411
West Virginia	1998	33	407
Oklahoma	†1993	32	405
UNLV	1991	35	399
Long Island	1997	30	396
Florida A&M	1988	30	395
Alabama A&M	†2002	27	395
Kentucky	1994	34	394
Syracuse	2002	36	394
UAB	†2003	34	394

†national leader

STEALS PER GAME

Team	Season	G	Stl.	Avg.
Long Island	†1998	32	478	14.94
Texas-San Antonio	†1991	29	430	14.83
Cleveland St.	†1987	33	473	14.33
Centenary (La.)	†1993	27	380	14.07
Loyola Marymount	†1990	32	450	14.06
Alabama A&M	†2002	27	395	13.62
Liberty	†2000	28	376	13.43
Texas	†1994	34	453	13.32
Cleveland St.	†1986	33	436	13.21
Long Island	†1997	30	396	13.20
Florida A&M	†1988	30	395	13.17
Connecticut	1990	37	484	13.08
Alabama A&M	2000	28	366	13.07
Charlotte	1991	28	363	12.96

Team	Season	G	Stl.	Avg.
Northeastern Ill.	†1992	28	358	12.79
Maryland	†1999	34	431	12.68
Oklahoma	1993	32	405	12.66
Southern U.	1991	28	352	12.57
Cleveland St.	1988	30	376	12.53
Nicholls St.	†1995	30	376	12.53
Tulane	1992	31	388	12.52
Southern U.	1993	31	387	12.48
Drake	1994	27	337	12.48
West Virginia	1998	33	407	12.33
McNeese St.	†1996	27	330	12.22

†national leader

MOST GAMES PLAYED (Since 1947-48)

Team	Season	W	L	G
Duke	†1986	37	3	40
UNLV	†1990	35	5	40
Kentucky	†1997	35	5	40
Kentucky	†1948	36	3	39
Kansas	†1986	35	4	39
Louisville	†1986	32	7	39
UNLV	†1987	37	2	39
LSU	†1987	24	15	39
Oklahoma	†1988	35	4	39
Duke	†1991	32	7	39
Arkansas	†1995	32	7	39
Kansas	†1998	35	4	39
Kentucky	†1998	35	4	39
Duke	†1999	37	2	39
Michigan St.	†2000	32	7	39
Duke	†2001	35	4	39
Duke	†2004	33	6	39
Illinois	†2005	37	2	39
Georgetown	†1985	35	3	38
UNLV	1986	33	5	38
LSU	1986	26	12	38
Syracuse	1987	31	7	38
Western Ky.	1987	29	9	38
Kansas	1988	27	11	38
Arizona	1988	35	3	38
Seton Hall	†1989	31	7	38
Syracuse	†1989	30	8	38
Duke	1990	29	9	38
Arkansas	1991	34	4	38
North Carolina	†1993	34	4	38
Syracuse	†1996	29	9	38
North Carolina	1998	34	4	38
Michigan St.	1999	33	5	38
Kansas	†2003	30	8	38
Louisville	2005	33	5	38

†national leader

Annual Team Champions

Won-Lost Percentage				
Season	Team	Won	Lost	Pct.
1948	Western Ky.	28	2	.933
1949	Kentucky	32	2	.941
1950	Holy Cross	27	4	.871
1951	Columbia	21	1	.956
1952	Kansas	26	2	.929
1953	Seton Hall	31	2	.939
1954	Kentucky	25	0	1.000
1955	San Francisco	28	1	.966
1956	San Francisco	29	0	1.000
1957	North Carolina	32	0	1.000
1958	West Virginia	26	2	.929
1959	Mississippi St.	24	1	.960
1960	California	28	2	.933
	Cincinnati	28	2	.933
1961	Ohio St.	27	1	.964
1962	Mississippi St.	24	1	.960
1963	Loyola (Ill.)	29	2	.935
1964	UCLA	30	0	1.000
1965	UCLA	28	2	.933
1966	UTEP	28	1	.966
1967	UCLA	30	0	1.000
1968	UCLA	29	1	.967
1969	UCLA	29	1	.967

Season	Team	Won	Lost	Pct.
1970	UCLA	28	2	.933
1971	UCLA	29	1	.967
1972	UCLA	30	0	1.000
1973	UCLA	30	0	1.000
	North Carolina St.	27	0	1.000
1974	North Carolina St.	30	1	.968
1975	Indiana	31	1	.969
1976	Indiana	32	0	1.000
1977	San Francisco	29	2	.935
1978	Kentucky	30	2	.938
1979	Indiana St.	33	1	.971
1980	Alcorn St.	28	2	.933
1981	DePaul	27	2	.931
1982	North Carolina	32	2	.941
1983	Houston	31	3	.912
1984	Georgetown	34	3	.919
1985	Georgetown	35	3	.921
1986	Duke	37	3	.925
1987	UNLV	37	2	.949
1988	Temple	32	2	.941
1989	Ball St.	29	3	.906
1990	La Salle	30	2	.938
1991	UNLV	34	1	.971
1992	Duke	34	2	.944
1993	North Carolina	34	4	.895
1994	Arkansas	31	3	.912
1995	UCLA	31	2	.939
1996	Massachusetts	35	2	.946
1997	Kansas	34	2	.944
1998	Princeton	27	2	.931
1999	Duke	37	2	.949
2000	Cincinnati	29	4	.879
2001	Stanford	31	3	.912
2002	Kansas	33	4	.892
2003	Kentucky	32	4	.889
2004	St. Joseph's	30	2	.938
	Stanford	30	2	.938
2005	Illinois	37	2	.949

Most-Improved Teams

Season	Team	W-L Previous Games		
		Record	Yr. W-L	Imp.
1974	Kansas	23-7	8-18	13
1975	Holy Cross	20-8	8-18	11
1976	North Texas	22-4	6-20	16
1977	La-Lafayette	21-8	7-19	12½
1978	N.C. A&T	20-8	3-24	16½
1979	Wagner	21-7	7-19	13
1980	Murray St.	23-8	4-22	16½
1981	Tulsa	26-7	8-19	15
1982	Cal St. Fullerton	18-14	4-23	11½
1983	Utah St.	20-9	4-23	15
1984	Northeastern	27-5	13-15	12
	Loyola (Md.)	16-12	4-24	12
1985	Cincinnati	17-14	3-25	12½
1986	Bradley	32-3	17-13	12½
1987	James Madison	20-10	5-23	14
1988	Loyola Marymount	28-4	12-16	14
1989	Ball St.	29-3	14-14	13
1990	South Fla.	20-11	7-21	11½
	George Washington	14-17	1-27	11½
1991	Radford	22-7	7-22	15
1992	Liberty	22-7	5-23	16½
1993	Tennessee St.	19-10	4-24	14½
1994	Loyola (Md.)	17-13	2-25	13½
1995	Western Ill.	20-8	7-20	12½
1996	Cal Poly	16-13	1-26	14
1997	Northern Ariz.	21-7	6-20	14
1998	Texas-San Antonio	16-11	3-25	13½
1999	Ohio St.	27-9	8-22	16
2000	Iowa St.	32-5	15-15	13½
2001	Boston College	27-5	11-19	15
2002	Fla. Atlantic	19-12	7-24	12
	Texas Tech	23-9	9-19	12
2003	Mercer	23-6	6-23	17
2004	UTEP	24-8	6-24	17
2005	Texas A&M	21-10	7-21	12½
	San Diego	16-13	4-26	12½

Scoring Offense

Season	Team	G	W-L	Pts.	Avg.
1948	Rhode Island	23	17-6	1,755	76.3
1949	Rhode Island	22	16-6	1,575	71.6
1950	Villanova	29	25-4	2,111	72.8
1951	Cincinnati	22	18-4	1,694	77.0
1952	Kentucky	32	29-3	2,635	82.3
1953	Furman	27	21-6	2,435	90.2
1954	Furman	29	20-9	2,658	91.7
1955	Furman	27	17-10	2,572	95.3
1956	Morehead St.	29	19-10	2,782	95.9
1957	Connecticut	25	17-8	2,183	87.3
1958	Marshall	24	17-7	2,113	88.0
1959	Miami (Fla.)	25	18-7	2,190	87.6
1960	Ohio St.	28	25-3	2,532	90.4
1961	St. Bonaventure	28	24-4	2,479	88.5
1962	Loyola (Ill.)	27	23-4	2,436	90.2
1963	Loyola (Ill.)	31	29-2	2,847	91.8
1964	Detroit	25	14-11	2,402	96.1
1965	Miami (Fla.)	26	22-4	2,558	98.4
1966	Syracuse	28	22-6	2,773	99.0
1967	Oklahoma City	26	16-10	2,496	96.0
1968	Houston	33	31-2	3,226	97.8
1969	Purdue	28	23-5	2,605	93.0
1970	Jacksonville	28	26-2	2,809	100.3
1971	Jacksonville	26	22-4	2,598	99.9
1972	Oral Roberts	28	26-2	2,943	105.1
1973	Oral Roberts	27	21-6	2,626	97.3
1974	Md.-East. Shore	29	27-2	2,831	97.6
1975	South Ala.	26	19-7	2,412	92.8
1976	UNLV	31	29-2	3,426	110.5
1977	UNLV	32	29-3	3,426	107.1
1978	New Mexico	28	24-4	2,731	97.5
1979	UNLV	29	21-9	2,700	93.1
1980	Alcorn St.	30	28-2	2,729	92.0
1981	UC Irvine	27	17-10	2,332	86.4
1982	Long Island	30	20-10	2,605	86.8
1983	Boston College	32	25-7	2,697	84.3
1984	Tulsa	31	27-4	2,816	90.8
1985	Oklahoma	37	31-6	3,328	89.9
1986	U.S. Int'l	28	8-20	2,542	90.8
1987	UNLV	39	37-2	3,612	92.6
1988	Loyola Marymount	32	28-4	3,528	110.3
1989	Loyola Marymount	31	20-11	3,486	112.5
1990	Loyola Marymount	32	26-6	3,918	*122.4
1991	Southern U.	28	19-9	2,924	104.4
1992	Northwestern St.	28	15-13	2,660	95.0
1993	Southern U.	31	21-10	3,011	97.1
1994	Southern U.	27	16-11	2,727	101.0
1995	TCU	27	16-11	2,529	93.7
1996	Troy	27	11-16	2,551	94.5
1997	Long Island	30	21-9	2,746	91.5
1998	TCU	33	27-6	3,209	97.2
1999	Duke	39	37-2	3,581	91.8
2000	Duke	34	29-5	2,992	88.0
2001	TCU	31	20-11	2,902	93.6
2002	Kansas	37	33-4	3,365	90.9
2003	Arizona	32	28-4	2,725	85.2
2004	Arizona	30	20-10	2,614	87.1
2005	North Carolina	37	33-4	3,257	88.0

*record

Scoring Defense

Season	Team	G	W-L	Pts.	Avg.
1948	Oklahoma St.	31	27-4	1,006	*32.5
1949	Oklahoma St.	28	23-5	985	35.2
1950	Oklahoma St.	27	18-9	1,059	39.2
1951	Texas A&M	29	17-12	1,275	44.0
1952	Oklahoma St.	27	19-8	1,228	45.5
1953	Oklahoma St.	30	23-7	1,614	53.8
1954	Oklahoma St.	29	24-5	1,539	53.1
1955	San Francisco	29	28-1	1,511	52.1
1956	San Francisco	29	29-0	1,514	52.2
1957	Oklahoma St.	26	17-9	1,420	54.6
1958	San Francisco	27	25-2	1,363	50.5
1959	California	29	25-4	1,480	51.0
1960	California	30	28-2	1,486	49.5
1961	Santa Clara	27	18-9	1,314	48.7

Season	Team	G	W-L	Pts.	Avg.
1962	Santa Clara	25	19-6	1,302	52.1
1963	Cincinnati	28	26-2	1,480	52.9
1964	San Jose St.	24	14-10	1,307	54.5
1965	Tennessee	25	20-5	1,391	55.6
1966	Oregon St.	28	21-7	1,527	54.5
1967	Tennessee	28	21-7	1,511	54.0
1968	Army	25	20-5	1,448	57.9
1969	Army	28	18-10	1,498	53.5
1970	Army	28	22-6	1,515	54.1
1971	Fairleigh Dickinson	23	16-7	1,236	53.7
1972	Minnesota	25	18-7	1,451	58.0
1973	UTEP	26	16-10	1,460	56.2
1974	UTEP	25	18-7	1,413	56.5
1975	UTEP	26	20-6	1,491	57.3
1976	Princeton	27	22-5	1,427	52.9
1977	Princeton	26	21-5	1,343	51.7
1978	Fresno St.	27	21-6	1,417	52.5
1979	Princeton	26	14-12	1,452	55.8
1980	St. Peter's	31	22-9	1,563	50.4
1981	Fresno St.	29	25-4	1,470	50.7
1982	Fresno St.	30	27-3	1,412	47.1
1983	Princeton	29	20-9	1,507	52.0
1984	Princeton	28	18-10	1,403	50.1
1985	Fresno St.	32	23-9	1,696	53.0
1986	Princeton	26	13-13	1,429	55.0
1987	Missouri St.	34	28-6	1,958	57.6
1988	Ga. Southern	31	24-7	1,725	55.6
1989	Princeton	27	19-8	1,430	53.0
1990	Princeton	27	20-7	1,378	51.0
1991	Princeton	27	24-3	1,320	48.9
1992	Princeton	28	22-6	1,349	48.2
1993	Princeton	26	15-11	1,421	54.7
1994	Princeton	26	18-8	1,361	52.3
1995	Princeton	26	16-10	1,501	57.7
1996	Princeton	29	22-7	1,498	51.7
1997	Princeton	28	24-4	1,496	53.4
1998	Princeton	29	27-2	1,491	51.4
1999	Princeton	30	22-8	1,581	52.7
2000	Princeton	30	19-11	1,637	54.6
2001	Wisconsin	29	18-11	1,641	56.6
2002	Columbia	28	11-17	1,596	57.0
2003	Air Force	28	12-16	1,596	57.0
2004	Air Force	29	22-7	1,475	50.9
2005	Air Force	30	18-12	1,629	54.3

*record

Scoring Margin

Season	Team	G	Off.	Def.	Mar.
1949	Kentucky	34	68.2	43.9	24.3
1950	Holy Cross	31	72.6	55.4	17.2
1951	Kentucky	34	74.7	52.5	22.2
1952	Kentucky	32	82.3	55.4	26.9
1953	La Salle	28	80.1	61.8	18.3
1954	Kentucky	25	87.5	60.3	27.2
1955	Utah	28	79.0	59.9	19.1
1956	San Francisco	29	72.2	52.2	20.0
1957	Kentucky	28	84.2	69.4	14.8
1958	Cincinnati	28	86.5	65.9	20.6
1959	Idaho St.	28	74.2	53.7	20.5
1960	Cincinnati	30	86.7	64.7	22.0
1961	Memphis	23	85.0	64.2	20.8
1962	Arizona St.	27	90.1	67.6	22.5
1963	Loyola (Ill.)	31	91.8	68.1	23.7
1964	Davidson	26	89.3	70.5	18.8
1965	Connecticut	26	85.1	66.5	18.6
1966	Loyola (Ill.)	25	97.5	76.6	20.9
1967	UCLA	30	89.6	63.7	25.9
1968	UCLA	30	93.4	67.2	26.2
1969	UCLA	30	84.7	63.8	20.9
1970	St. Bonaventure	28	88.4	65.9	22.5
1971	Jacksonville	26	99.9	79.0	20.9
1972	UCLA	30	94.6	64.3	*30.3
1973	North Carolina St.	27	92.9	71.1	21.8
1974	Charlotte	26	90.2	69.4	20.8
1975	Charlotte	26	88.9	65.2	23.7
1976	UNLV	31	110.5	89.0	21.5
1977	UNLV	32	107.1	87.7	19.4
1978	UCLA	28	85.3	67.4	17.9
1979	Syracuse	30	88.7	71.5	17.2
1980	Alcorn St.	30	91.0	73.6	17.4
1981	Wyoming	30	73.6	57.5	16.1
1982	Oregon St.	27	69.6	55.0	14.6
1983	Houston	34	82.4	64.9	17.4

Season	Team	G	Off.	Def.	Mar.
1984	Georgetown	37	74.3	57.9	16.4
1985	Georgetown	38	74.3	57.3	17.1
1986	Cleveland St.	33	88.9	69.6	19.3
1987	UNLV	39	92.6	75.5	17.1
1988	Oklahoma	39	102.9	81.0	21.9
1989	St. Mary's (Cal.)	30	76.1	57.6	18.5
1990	Oklahoma	32	101.3	80.4	21.0
1991	UNLV	35	97.7	71.0	26.7
1992	Indiana	34	83.4	65.8	17.6
1993	North Carolina	38	86.1	68.3	17.8
1994	Arkansas	34	93.4	75.6	17.9
1995	Kentucky	33	87.4	69.0	18.4
1996	Kentucky	36	91.4	69.4	22.1
1997	Kentucky	40	83.1	62.8	20.3
1998	Duke	36	85.6	64.1	21.5
1999	Duke	39	91.8	67.2	24.7
2000	Stanford	31	78.9	59.7	19.3
2001	Duke	39	90.7	70.5	20.2
2002	Duke	35	88.9	69.2	19.7
2003	Kansas	38	82.7	66.9	15.8
2004	Gonzaga	31	81.8	66.2	15.6
2005	North Carolina	37	88.0	70.3	17.8

*record

Field-Goal Percentage

Season	Team	FG	FGA	Pct.
1948	Oregon St.	668	1,818	36.7
1949	Muhlenberg	593	1,512	39.2
1950	TCU	476	1,191	40.0
1951	Maryland	481	1,210	39.8
1952	Boston College	787	1,893	41.6
1953	Furman	936	2,106	44.4
1954	George Washington	744	1,632	45.6
1955	George Washington	867	1,822	47.6
1956	George Washington	725	1,451	50.0
1957	Manhattan	679	1,489	45.6
1958	Fordham	693	1,440	48.1
1959	Auburn	593	1,216	48.8
1960	Auburn	532	1,022	52.1
1961	Ohio St.	939	1,886	49.8
1962	Florida St.	709	1,386	51.2
1963	Duke	984	1,926	51.1
1964	Davidson	894	1,644	54.4
1965	St. Peter's	579	1,089	53.2
1966	North Carolina	838	1,620	51.7
1967	UCLA	1,082	2,081	52.0
1968	Bradley	927	1,768	52.4
1969	UCLA	1,027	1,999	51.4
1970	Ohio St.	831	1,527	54.4
1971	Jacksonville	1,077	2,008	53.6
1972	North Carolina	1,031	1,954	52.8
1973	North Carolina	1,150	2,181	52.7
1974	Notre Dame	1,056	1,992	53.0
1975	Maryland	1,049	1,918	54.7
1976	Maryland	996	1,854	53.7
1977	Arkansas	849	1,558	54.5
1978	Arkansas	1,060	1,943	54.6
1979	UCLA	1,053	1,897	55.5
1980	Missouri	936	1,635	*57.2
1981	Oregon St.	862	1,528	56.4
1982	UC Irvine	920	1,639	56.1
1983	Kentucky	869	1,564	55.6
1984	Houston Baptist	797	1,445	55.2
1985	Navy	946	1,726	54.8
1986	Michigan St.	1,043	1,860	56.1
1987	Princeton	601	1,111	54.1
1988	Michigan	1,198	2,196	54.6
1989	Michigan	1,325	2,341	56.6
1990	Kansas	1,204	2,258	53.3
1991	UNLV	1,305	2,441	53.5
1992	Duke	1,108	2,069	53.6
1993	Indiana	1,076	2,062	52.2
1994	Auburn	854	1,689	50.6
1995	Washington St.	902	1,743	51.7
1996	UCLA	897	1,698	52.8
1997	UCLA	932	1,791	52.0
1998	North Carolina	1,131	2,184	51.8
1999	Northern Ariz.	783	1,497	52.3
2000	Samford	825	1,649	50.0
2001	Stanford	953	1,865	51.1
2002	Kansas	1,259	2,487	50.6
2003	Morehead St.	854	1,674	51.0
2004	Oklahoma St.	1,002	1,953	51.3
2005	Utah St.	851	1,621	52.5

*record

Field-Goal Percentage Defense

Season	Team	FG	FGA	Pct.
1977	Minnesota	766	1,886	40.6
1978	Delaware St.	733	1,802	40.7
1979	Illinois	738	1,828	40.4
1980	Penn St.	543	1,309	41.5
1981	Wyoming	637	1,589	40.1
1982	Wyoming	584	1,470	39.7
1983	Wyoming	599	1,441	41.6
1984	Georgetown	799	2,025	39.5
1985	Georgetown	833	2,064	40.4
1986	St. Peter's	574	1,395	41.1
1987	San Diego	660	1,645	40.1
1988	Temple	777	1,981	39.2
1989	Georgetown	795	1,993	39.9
1990	Georgetown	713	1,929	37.0
1991	Georgetown	680	1,847	36.8
1992	UNLV	628	1,723	36.4
1993	Marquette	634	1,613	39.3
1994	Marquette	750	2,097	35.8
1995	Alabama	771	2,048	37.6
1996	Temple	670	1,741	38.5
1997	Marquette	628	1,735	36.2
1998	Miami (Fla.)	634	1,672	37.9
1999	Kansas St.	729	1,963	37.1
2000	Stanford	667	1,893	*35.2
2001	Kansas	782	2,069	37.8
2002	Va. Commonwealth	767	2,052	37.4
2003	St. Joseph's	609	1,639	37.2
2004	Connecticut	924	2,502	36.9
2005	Boston U.	588	1,584	37.1

*record

Three-Point Field Goals Made Per Game

Season	Team	G	3FG	Avg.
1987	Providence	34	280	8.24
1988	Princeton	26	211	8.12
1989	Loyola Marymount	31	287	9.26
1990	Kentucky	28	281	10.04
1991	Texas-Arlington	29	265	9.14
1992	La Salle	31	294	9.48
1993	Lamar	27	271	10.04
1994	Troy	27	262	9.70
1995	Troy	27	287	10.63
1996	Troy	27	300	11.11
1997	Mississippi Val.	29	309	10.66
1998	Florida	29	285	9.83
1999	Cal Poly	27	255	9.44
2000	Tennessee Tech	28	279	9.96
2001	Duke	39	407	10.44
2002	St. Bonaventure	30	314	10.47
2003	Mississippi Val.	29	299	10.31
2004	Troy	31	364	*11.74
2005	Troy	30	338	11.27

*record

Three-Point Field-Goal Percentage

Season	Team	G	3FG	3FGA	Pct.
1987	Indiana	34	130	256	*50.8
1988	Princeton	26	211	429	49.2
1989	Indiana	35	121	256	47.3
1990	Princeton	27	208	460	45.2
1991	Wis.-Green Bay	31	189	407	46.4
1992	Wis.-Green Bay	30	204	437	46.7
1993	Valparaiso	28	214	500	42.8
1994	Indiana	30	182	401	45.4
1995	Southern Utah	28	244	571	42.7
1996	Weber St.	30	245	577	42.5
1997	Northern Ariz.	28	221	527	41.9
1998	Northern Ariz.	29	254	591	43.0
1999	Northern Ariz.	29	243	546	44.5
2000	Colorado St.	30	255	579	44.0
2001	Akron	28	189	436	43.3
2002	Marshall	30	252	595	42.4
2003	Illinois St.	29	188	427	44.0
2004	Birmingham-So.	27	243	565	43.0
2005	Oklahoma St.	33	240	564	42.6

*record

Free-Throw Percentage

Season	Team	FT	FTA	Pct.
1948	Texas	351	481	73.0
1949	Davidson	347	489	71.0
1950	Temple	342	483	70.8
1951	Minnesota	287	401	71.6
1952	Kansas	491	707	69.4
1953	George Washington	502	696	72.1
1954	Wake Forest	734	1,010	72.7
1955	Wake Forest	709	938	75.6
1956	Southern Methodist	701	917	76.4
1957	Oklahoma St.	569	752	75.7
1958	Oklahoma St.	488	617	79.1
1959	Tulsa	446	586	76.1
1960	Auburn	424	549	77.2
1961	Tulane	459	604	76.0
1962	Arkansas	647	502	77.6
1963	Tulane	390	492	79.3
1964	Miami (Fla.)	593	780	76.0
1965	Miami (Fla.)	642	807	79.6
1966	Auburn	476	601	79.2
1967	West Tex. A&M	400	518	77.2
1968	Vanderbilt	527	684	77.0
1969	Jacksonville	574	733	78.3
1970	Ohio St.	452	559	80.9
1971	Tennessee	538	679	79.2
1972	Lafayette	656	844	77.7
1973	Duke	496	632	78.5
1974	Vanderbilt	477	595	80.2
1975	Vanderbilt	530	692	76.6
1976	Morehead St.	452	577	78.3
1977	Utah	499	638	78.2
1978	Duke	665	841	79.1
1979	St. Francis (Pa.)	350	446	78.5
1980	Oral Roberts	481	610	78.9
1981	Connecticut	487	623	78.2
1982	Western Ill.	447	569	78.6
1983	Western Ill.	526	679	77.5
1984	Harvard	535	651	*82.2
1985	Harvard	450	555	81.1
1986	Michigan St.	490	613	79.9
1987	Alabama	521	662	78.7
1988	Butler	413	517	79.9
1989	Brigham Young	527	647	81.5
1990	Lafayette	461	588	78.4
1991	Butler	725	922	78.6
1992	Northwestern	497	651	76.3
1993	Utah	476	602	79.1
1994	Colgate	511	665	76.8
1995	Brigham Young	617	798	77.3
1996	Utah	649	828	78.4
1997	Western Ky.	342	433	79.0
1998	Siena	574	715	80.3
1999	Siena	672	854	78.7
2000	Montana St.	481	609	79.0
2001	Brigham Young	651	835	78.0
2002	Morehead St.	485	619	78.4
2003	Manhattan	560	711	78.8
2004	North Carolina St.	481	602	79.9
2005	UTEP	606	765	79.2

*record

Rebounding

Season	Team	G	Reb.	Pct.
1955	Niagara	26	1,507	.624
1956	George Washington	26	1,451	.616
1957	Morehead St.	27	1,735	.621
1958	Manhattan	26	1,437	.591
1959	Mississippi St.	25	1,012	.589
1960	Iona	18	1,054	.607
1961	Bradley	26	1,330	.592
1962	Cornell	25	1,463	.590
1963	UTEP	26	1,167	.591
1964	Iona	20	1,071	.640
1965	Iona	23	1,191	.628
1966	UTEP	29	1,430	.577
1967	Florida	25	1,275	.600
1968	Houston	33	2,074	.62.8
1969	Middle Tenn.	26	1,685	.64.8
1970	Florida St.	26	1,451	.55.8
1971	Pacific	28	1,643	.58.7
1972	Oral Roberts	28	1,686	.60.2

Season	Team	G	Off.	Def.	Mar.
1973	Manhattan	26	56.5	38.0	*18.5
1974	Massachusetts	26	44.5	30.7	13.8
1975	Stetson	26	47.1	34.7	12.4
1976	Notre Dame	29	46.3	34.1	12.2
1977	Notre Dame	29	42.4	31.6	10.8
1978	Alcorn St.	29	52.3	36.0	16.3
1979	Alcorn St.	29	50.1	36.3	13.8
1980	Alcorn St.	30	49.2	33.8	15.4
1981	Northeastern	30	44.9	32.0	12.9
1982	Northeastern	30	41.2	30.8	10.4
1983	Wichita St.	28	42.4	33.6	8.8
1984	Northeastern	32	40.1	30.3	9.8
1985	Georgetown	38	39.6	30.5	9.1
1986	Notre Dame	29	36.4	27.8	8.6
1987	Iowa	35	43.1	31.5	11.5
1988	Notre Dame	29	36.0	26.2	9.9
1989	Iowa	33	41.4	31.8	9.6
1990	Georgetown	31	44.8	34.0	10.8
1991	New Orleans	31	41.7	32.4	9.3
1992	Delaware	31	42.1	33.8	8.3
1993	Massachusetts	31	43.9	32.8	11.2
1994	Utah St.	27	38.4	29.8	8.6
1995	Navy	29	40.6	29.6	11.0
1996	Mississippi Val.	29	48.3	36.8	11.6
1997	Utah St.	29	37.4	26.6	10.9
1998	Utah	34	37.0	27.1	10.0
1999	Navy	27	43.6	33.7	10.0
2000	Michigan St.	39	39.0	27.3	11.7
2001	Michigan St.	33	42.5	27.1	15.4
2002	Gonzaga	33	41.5	32.6	8.9
2003	Wake Forest	31	41.7	32.0	9.6
2004	Connecticut	39	44.7	34.9	9.7
2005	Connecticut	31	45.5	34.3	11.3

Note: From 1955 through 1967, the rebounding champion was determined by highest team recoveries out of the total by both teams in all games. From 1968 through 1972, the champion was determined by rebound average per game. Beginning with the 1973 season, the champion is determined by rebounding margin.

*record

Assists

Season	Team	G	Ast.	Avg.
1984	Clemson	28	571	20.4
1985	Oklahoma	37	828	22.4
1986	North Carolina	34	800	23.5
1987	Southern Methodist	29	655	22.6
1988	Southern Methodist	35	786	22.5
1989	North Carolina	37	788	21.3
1990	Loyola Marymount	32	762	23.8
1991	UNLV	35	863	*24.7
1992	Arkansas	34	674	19.8
1993	Northwestern St.	26	570	21.9
1994	Arkansas	34	687	20.2
1995	Montana St.	29	606	20.9
1996	Kentucky	36	783	21.8
1997	Kentucky	40	776	19.4
1998	Montana St.	30	624	20.8
1999	TCU	32	650	20.3

Season	Team	G	Ast.	Avg.
2000	UNLV	31	623	20.1
2001	Kansas	33	641	19.4
2002	Kansas	37	767	20.7
2003	Maryland	31	573	18.5
2004	Sam Houston St.	28	530	18.9
2005	North Carolina	37	706	19.1

*record

Blocked Shots

Season	Team	G	Blk.	Avg.
1986	Navy	35	233	6.66
1987	Siena	29	188	6.48
1988	Siena	29	193	6.66
1989	Georgetown	34	309	*9.09
1990	Georgetown	31	233	7.52
1991	UNLV	35	266	7.60
1992	Vermont	29	198	6.83
1993	Wyoming	28	184	6.57
1994	Howard	27	179	6.63
1995	Massachusetts	34	273	8.03
1996	Central Conn. St.	28	235	8.39
1997	Colgate	28	217	7.75
1998	Texas	31	203	6.55
1999	Iona	30	220	7.33
2000	La.-Monroe	28	207	7.39
2001	Seton Hall	31	236	7.61
2002	Connecticut	34	236	6.94
2003	Connecticut	33	253	7.67
2004	Connecticut	39	315	8.08
2005	Connecticut	31	275	8.87

*record

Steals

Season	Team	G	Stl.	Avg.
1986	Cleveland St.	33	436	13.2
1987	Cleveland St.	33	473	14.3
1988	Florida A&M	30	395	13.2
1989	Arkansas	32	372	11.6
1990	Loyola Marymount	32	450	14.1
1991	Texas-San Antonio	29	430	14.8
1992	Northeastern Ill.	28	358	12.8
1993	Centenary (La.)	27	380	14.1
1994	Texas	34	453	13.3
1995	Nicholls St.	30	376	12.5
1996	McNeese St.	27	330	12.2
1997	Long Island	30	396	13.2
1998	Long Island	32	478	*14.9
1999	Maryland	34	431	12.7
2000	Liberty	28	376	13.4
2001	Alabama A&M	28	339	12.1
2002	Alabama A&M	29	395	13.6
2003	UAB	34	394	11.6
2004	UAB	32	371	11.6
2005	UAB	33	382	11.6

*record

Statistical Trends

Year	Teams	Games	FG Made	FG Att.	Pct.	FT Made	FT Att.	Pct.	PF	Pts.
1948	160	24.7	20.3	69.4	29.3	12.7	21.1	59.8	18.5	53.3
1949	148	25.3	20.7	67.4	30.8	13.4	21.7	61.6	19.4	54.8
1950	145	25.2	21.6	68.4	31.6	14.4	23.3	61.8	19.5	57.6
1951	153	26.0	22.8	68.9	33.1	15.1	24.1	62.8	21.4	60.7
1952	156	25.7	23.8	*70.3	33.7	15.8	25.3	62.6	*22.5	63.3
1953	158	23.8	24.0	69.1	34.7	21.1	*32.9	64.0	21.3	69.1
1954	160	24.6	24.4	67.8	35.4	21.0	32.2	65.2	21.0	69.0
1955	162	23.6	25.6	69.3	36.9	*21.6	32.4	66.5	19.0	72.7
1956	166	24.7	26.1	69.5	37.5	*21.2	31.7	66.8	18.9	73.3
1957	167	24.6	25.8	67.6	38.2	20.4	30.3	67.3	18.3	72.0
1958	173	24.0	25.8	67.1	38.4	16.8	25.3	66.4	18.2	68.4
1959	174	24.3	25.9	66.2	39.1	17.0	25.4	67.1	18.2	68.7
1960	175	24.5	26.3	66.2	39.8	17.4	25.8	67.4	18.4	70.0
1961	173	24.5	26.7	65.6	40.7	17.4	25.5	68.2	18.2	70.7
1962	178	24.4	27.0	67.3	40.2	16.5	24.3	67.9	18.1	70.5
1963	178	23.5	26.6	63.8	41.7	16.3	23.9	68.2	18.2	69.5
1964	179	24.3	28.7	67.4	42.5	17.1	25.1	68.3	19.1	74.4
1965	182	24.8	29.2	67.7	43.1	17.4	25.2	69.0	19.3	75.7
1966	182	21.9	30.0	68.8	43.6	17.5	25.3	69.2	19.2	77.5
1967	185	24.9	28.9	66.0	43.8	17.2	24.9	69.0	19.2	74.9
1968	189	25.1	29.1	66.6	43.7	17.4	25.1	69.1	19.0	75.5
1969	193	25.3	29.1	66.4	43.8	17.4	25.4	68.4	19.0	75.6
1970	196	25.4	30.0	67.8	44.2	17.7	25.7	68.7	19.3	77.6
1971	203	25.8	30.1	67.8	44.4	17.5	25.7	68.1	19.3	*77.7
1972	210	25.7	30.1	67.2	44.8	17.5	25.6	68.6	19.2	*77.7
1973	216	25.8	31.2	69.6	44.8	13.1	19.2	68.4	19.2	75.5
1974	233	26.0	31.0	68.3	45.4	12.8	18.7	68.4	19.2	74.8
1975	235	26.2	*31.5	68.4	46.0	13.7	19.9	69.0	20.2	76.6
1976	235	26.6	31.0	66.3	46.7	13.8	19.9	69.2	20.2	75.7
1977	245	27.2	30.4	64.9	46.7	14.2	20.5	69.4	20.1	74.9
1978	254	27.2	30.1	63.6	47.3	14.3	20.7	69.2	20.2	74.5
1979	257	27.7	29.6	62.1	47.7	14.8	21.1	*69.7	20.6	74.0
1980	261	28.0	28.6	59.7	47.9	14.9	21.3	69.6	20.2	72.0
1981	264	28.1	27.8	58.0	48.0	14.5	21.0	68.9	20.1	70.1
1982	273	28.0	26.7	55.6	47.9	14.3	20.8	68.6	19.4	67.6
1983	274	29.0	27.2	57.0	47.7	14.5	21.2	68.5	19.9	69.3
1984	276	29.1	26.7	55.6	*48.1	14.8	21.4	68.9	20.0	68.2
1985	282	29.3	27.3	57.0	47.9	14.7	21.3	68.9	19.7	69.2
1986	283	29.5	27.4	57.3	47.7	14.7	21.3	69.1	19.6	69.4

Year	Teams	Games	FG Made	FG Att.	Pct.	3FG Made	3FG Att.	Pct.	FT Made	FT Att.	Pct.	PF	Pts.
1987	290	29.6	27.2	58.7	46.4	3.5	9.2	*38.4	14.9	21.5	69.1	19.7	72.8
1988	290	29.6	27.6	58.4	47.3	4.0	10.4	38.3	15.2	22.0	68.9	19.7	74.4
1989	293	29.6	28.1	59.4	47.3	4.4	11.8	37.8	15.6	22.6	69.1	20.1	76.2
1990	292	29.6	27.5	59.5	46.2	4.7	12.8	36.8	15.6	22.6	68.9	19.8	75.3
1991	295	29.6	27.9	60.6	46.1	5.0	13.8	36.2	15.9	23.2	68.6	19.6	76.7
1992	298	29.5	26.7	58.4	45.7	5.0	14.0	35.6	15.9	23.3	68.1	20.0	74.2
1993	298	28.6	26.5	58.6	45.2	5.3	14.9	35.4	15.4	22.8	67.7	19.6	73.6
1994	301	28.7	26.8	60.6	44.3	5.7	16.5	34.5	15.6	23.2	67.1	19.9	75.0
1995	302	28.7	26.5	59.7	44.4	5.9	17.2	34.5	15.3	22.6	67.6	19.7	74.2
1996	305	28.7	25.8	58.5	44.1	5.9	17.1	34.3	15.1	22.4	67.4	19.4	72.5
1997	305	28.8	25.0	57.3	43.7	5.8	17.1	34.1	14.8	21.9	67.4	19.3	70.6
1998	306	29.1	25.3	57.7	43.9	6.0	17.4	34.4	14.9	22.0	67.5	19.4	71.4
1999	310	29.1	24.8	57.0	43.6	5.9	17.4	34.2	14.7	21.6	67.8	19.0	70.3
2000	318	30.0	25.0	57.4	43.5	6.1	17.7	34.4	14.5	21.2	68.1	18.9	70.5
2001	318	29.8	25.0	56.8	44.0	6.1	17.7	34.6	15.4	22.4	68.5	19.9	71.4
2002	321	*30.2	25.1	57.2	43.8	6.3	*18.3	34.6	14.8	21.5	69.0	19.2	71.3
2003	325	29.7	24.8	56.4	44.0	6.3	18.1	34.8	14.4	20.7	69.4	19.1	70.2
2004	*326	29.7	24.5	55.9	43.8	6.3	*18.3	34.6	14.3	20.7	68.8	19.0	69.6
2005	*326	29.9	24.4	55.7	43.9	*6.4	*18.3	34.7	14.0	20.4	68.7	18.6	69.2

Year	Teams	Games	Reb.	Ast.	Blk.	St.	TO
1993	298	28.6	36.1	*14.5	3.2	7.6	15.8
1994	301	28.7	*37.8	*14.5	3.3	*7.8	15.9
1995	302	28.7	37.2	*14.5	3.3	7.5	15.8
1996	305	28.7	36.7	14.1	3.2	7.4	15.6
1997	305	28.8	36.1	13.9	3.2	7.5	15.7
1998	306	29.1	36.4	14.0	3.2	7.6	15.9
1999	310	29.1	36.1	13.9	*3.4	*7.8	*16.0
2000	318	30.0	36.3	14.0	*3.4	7.6	15.8
2001	318	29.8	35.9	13.9	3.3	7.1	15.2
2002	321	*30.2	35.9	13.9	*3.4	7.3	15.1
2003	325	29.7	35.1	13.8	3.3	7.2	14.9
2004	*326	29.7	35.1	13.7	3.2	7.2	14.9
2005	*326	29.9	34.9	13.7	3.3	7.2	14.7

*all-time high

All-Time Winningest Teams

By Victories

(Minimum 25 years in Division I)

No.	Team	First Season	Yrs.	Won	Lost	Tied	Pct.
1.	Kentucky.....	1903	102	1,904	583	1	.765
2.	North Carolina.....	1911	95	1,860	681	0	.732
3.	Kansas.....	1899	107	1,848	769	0	.706
4.	Duke.....	1906	100	1,764	787	0	.691
5.	St. John's (N.Y.).....	1908	98	1,677	802	0	.676
6.	Syracuse.....	1901	104	1,657	759	0	.686
7.	Temple.....	1895	109	1,639	902	0	.645
8.	Penn.....	1897	105	1,592	895	2	.640
9.	Utah.....	1909	97	1,570	799	0	.663
9.	Indiana.....	1901	105	1,570	853	0	.648
11.	Notre Dame.....	1898	100	1,565	863	1	.645
12.	UCLA.....	1920	86	1,549	700	0	.689
13.	Oregon St.....	1902	104	1,546	1,098	0	.585
14.	Illinois.....	1906	100	1,520	805	0	.654
15.	Princeton.....	1901	105	1,510	917	0	.622
16.	Western Ky.....	1915	86	1,503	745	0	.669
17.	Washington.....	1896	103	1,503	1,001	0	.600
18.	Cincinnati.....	1902	104	1,490	850	0	.637
19.	Arizona.....	1905	100	1,488	805	1	.649
20.	Louisville.....	1912	91	1,484	793	0	.652
21.	Purdue.....	1897	107	1,482	877	0	.628
22.	Brigham Young.....	1903	103	1,481	960	0	.607
23.	Texas.....	1906	99	1,477	909	0	.619
24.	North Carolina St.....	1913	93	1,461	868	0	.627
25.	West Virginia.....	1904	96	1,452	929	0	.610
26.	Bradley.....	1903	101	1,451	950	0	.604
27.	Ohio St.....	1899	106	1,411	978	0	.591
28.	Oklahoma.....	1908	98	1,410	898	0	.611
29.	Alabama.....	1913	92	1,409	843	1	.626
30.	Arkansas.....	1924	82	1,407	770	0	.646
31.	Villanova.....	1921	85	1,403	813	0	.633
32.	St. Joseph's.....	1910	96	1,402	910	0	.606
33.	Connecticut.....	1901	102	1,397	807	0	.634
34.	Iowa.....	1902	104	1,396	947	0	.596
34.	Oklahoma St.....	1908	96	1,396	973	0	.589
36.	Montana St.....	1902	103	1,386	1,082	0	.562
36.	Fordham.....	1903	102	1,386	1,120	0	.553
38.	Georgetown.....	1907	97	1,379	886	0	.609
39.	Washington St.....	1902	104	1,377	1,291	0	.516
40.	Missouri.....	1907	99	1,376	966	0	.588
41.	Southern California.....	1907	99	1,372	992	0	.580
42.	Illinois St.....	1899	107	1,367	981	0	.582
43.	Minnesota.....	1896	110	1,352	1,015	2	.571
44.	Kansas St.....	1903	101	1,348	987	0	.577
44.	Oregon.....	1903	100	1,348	1,187	0	.532
46.	Michigan St.....	1899	106	1,346	955	0	.585
47.	Tennessee.....	1909	96	1,344	882	2	.604
48.	Dayton.....	1904	100	1,341	952	0	.585
49.	Vanderbilt.....	1901	103	1,339	970	0	.580
50.	Southern Ill.....	1914	91	1,333	902	0	.596

By Percentage

(Minimum 25 years in Division I)

No.	Team	First Season	Yrs.	Won	Lost	Tied	Pct.
1.	Kentucky.....	1903	102	1,904	583	1	.765
2.	North Carolina.....	1911	95	1,860	681	0	.732
3.	UNLV.....	1959	47	963	390	0	.712
4.	Kansas.....	1899	107	1,848	769	0	.706
5.	Duke.....	1906	100	1,764	787	0	.691
6.	UCLA.....	1920	86	1,549	700	0	.689
7.	Syracuse.....	1901	104	1,657	759	0	.686
8.	St. John's (N.Y.).....	1908	98	1,677	802	0	.676
9.	Western Ky.....	1915	86	1,503	745	0	.669
10.	Utah.....	1909	97	1,570	799	0	.663
11.	Illinois.....	1906	100	1,520	805	0	.654
12.	Louisville.....	1912	91	1,484	793	0	.652
13.	Arizona.....	1905	100	1,488	805	1	.649
14.	Indiana.....	1901	105	1,570	853	0	.648
15.	Arkansas.....	1924	82	1,407	770	0	.646
16.	Temple.....	1895	109	1,639	902	0	.645
17.	Notre Dame.....	1898	100	1,565	863	1	.645
18.	Penn.....	1897	105	1,592	895	2	.640
19.	Weber St.....	1963	43	785	443	0	.639

No.	Team	First Season	Yrs.	Won	Lost	Tied	Pct.
20.	DePaul.....	1924	82	1,300	737	0	.638
21.	Cincinnati.....	1902	104	1,490	850	0	.637
22.	Murray St.....	1926	80	1,320	760	0	.635
23.	Connecticut.....	1901	102	1,397	807	0	.634
24.	Villanova.....	1921	85	1,403	813	0	.633
25.	Purdue.....	1897	107	1,482	877	0	.628
26.	North Carolina St.....	1913	93	1,461	868	0	.627
27.	Alabama.....	1913	92	1,409	843	1	.626
28.	UAB.....	1979	27	533	321	0	.624
29.	Jackson St.....	1951	54	934	565	0	.623
30.	Princeton.....	1901	105	1,510	917	0	.622
31.	Texas.....	1906	99	1,477	909	0	.619
32.	Va. Commonwealth.....	1971	35	612	383	0	.615
33.	Marquette.....	1917	88	1,330	836	0	.614
34.	New Orleans.....	1970	36	631	400	0	.612
35.	Old Dominion.....	1951	55	863	549	0	.611
36.	Oklahoma.....	1908	98	1,410	898	0	.611
37.	Tennessee St.....	1945	61	1,009	645	0	.610
38.	West Virginia.....	1904	96	1,452	929	0	.610
39.	Memphis.....	1921	84	1,232	791	0	.609
40.	Georgetown.....	1907	97	1,379	886	0	.609
41.	Holy Cross.....	1901	86	1,202	778	0	.607
42.	Brigham Young.....	1903	103	1,481	960	0	.607
43.	St. Joseph's.....	1910	96	1,402	910	0	.606
44.	Providence.....	1921	80	1,210	789	0	.605
45.	Bradley.....	1903	101	1,451	950	0	.604
46.	Tennessee.....	1909	96	1,344	882	2	.604
47.	La Salle.....	1932	74	1,161	764	0	.603
48.	Washington.....	1896	103	1,503	1,001	0	.600
49.	Akron.....	1902	104	1,291	869	0	.598
50.	San Francisco.....	1924	78	1,164	786	0	.597

All-Time Won-Lost Records

(Alphabetical Listing; No Minimum Seasons of Competition)

Team	First Season	Yrs.	Won	Lost	Tied	Pct.
Air Force.....	1957	49	543	732	0	.426
Akron.....	1902	104	1,291	869	0	.598
Alabama A&M.....	1951	48	710	549	0	.564
Alabama St.....	1935	66	1,019	670	0	.603
Alabama.....	1913	92	1,409	843	1	.626
Albany (N.Y.).....	1910	92	1,013	747	0	.576
Alcorn St.....	1945	60	1,046	708	0	.596
American.....	1935	71	909	864	0	.513
Appalachian St.....	1920	80	1,025	898	0	.533
Arizona St.....	1912	93	1,142	1,018	0	.529
Arizona.....	1905	100	1,488	805	1	.649
Ark.-Little Rock.....	1968	38	573	486	0	.541
Ark.-Pine Bluff.....	1957	37	460	503	0	.478
Arkansas St.....	1927	77	981	921	0	.516
Arkansas.....	1924	82	1,407	770	0	.646
Army.....	1903	103	1,049	1,011	0	.509
Auburn.....	1906	99	1,133	980	1	.536
Austin Peay.....	1930	74	977	862	0	.531
Ball St.....	1921	84	1,040	899	1	.536
Baylor.....	1907	99	1,049	1,205	0	.465
Belmont.....	1953	53	809	697	0	.537
Bethune-Cookman.....	1962	44	538	655	0	.451
Binghamton.....	1947	59	538	747	0	.419
Birmingham-So.....	1908	85	1,235	706	0	.636
Boise St.....	1969	37	564	478	0	.541
Boston College.....	1905	72	982	763	0	.563
Boston U.....	1902	96	948	922	0	.507
Bowling Green.....	1916	90	1,177	947	0	.554
Bradley.....	1903	101	1,451	950	0	.604
Brigham Young.....	1903	103	1,481	960	0	.607
Brown.....	1901	99	872	1,293	0	.403
Bucknell.....	1896	110	1,163	1,057	0	.524
Buffalo.....	1916	88	936	931	0	.501
Butler.....	1897	107	1,257	996	0	.558
Cal Poly.....	1922	74	900	844	0	.516
Cal St. Fullerton.....	1961	45	557	669	0	.454
Cal St. Northridge.....	1959	47	615	657	0	.483
California.....	1908	96	1,318	1,004	0	.568
Campbell.....	1962	44	569	641	0	.470
Canisius.....	1904	101	1,107	1,020	0	.520

Team	First Season	Yrs.	Won	Lost	Tied	Pct.
Centenary (La.)	1922	79	1,016	1,007	0	.502
Central Conn. St.	1935	69	932	701	0	.571
Central Mich.	1905	101	1,114	1,008	1	.525
Charleston So.	1966	40	457	621	0	.424
Charlotte	1966	40	641	496	0	.564
Chattanooga	1916	84	1,071	840	0	.560
Chicago St.	1967	39	448	637	0	.413
Cincinnati	1902	104	1,490	850	0	.637
Citadel	1913	93	851	1,073	0	.442
Clemson	1912	94	1,048	1,121	2	.483
Cleveland St.	1930	74	672	963	0	.411
Coastal Caro.	1975	31	412	466	0	.469
Col. of Charleston	1899	95	983	822	0	.545
Colgate	1901	105	1,102	1,146	0	.490
Colorado St.	1902	101	1,028	1,055	0	.494
Colorado	1902	102	1,065	1,001	0	.515
Columbia	1901	105	1,098	1,099	0	.500
Connecticut	1901	102	1,397	807	0	.634
Coppin St.	1965	41	632	464	0	.577
Cornell	1899	107	1,067	1,226	0	.465
Creighton	1912	88	1,277	882	0	.591
Dartmouth	1901	104	1,166	1,245	0	.484
Davidson	1909	96	1,146	1,069	0	.517
Dayton	1904	100	1,341	952	0	.585
DePaul	1924	82	1,300	737	0	.638
Delaware St.	1957	48	528	707	0	.428
Delaware	1906	100	1,002	1,055	2	.487
Denver	1904	101	1,090	1,099	0	.498
Detroit	1906	98	1,229	979	0	.557
Drake	1907	99	1,030	1,242	0	.453
Drexel	1953	53	789	538	0	.595
Duke	1906	100	1,764	787	0	.691
Duquesne	1914	89	1,205	885	0	.577
East Caro.	1932	73	900	891	0	.503
East Tenn. St.	1922	76	1,009	825	0	.550
Eastern Ill.	1945	60	895	715	0	.556
Eastern Ky.	1910	93	1,027	971	1	.514
Eastern Mich.	1955	50	647	694	0	.482
Eastern Wash.	1904	97	1,216	1,001	0	.548
Elon	1911	93	1,219	1,065	0	.534
Evansville	1920	86	1,171	864	0	.575
Fairfield	1959	47	640	627	0	.505
Fairleigh Dickinson	1950	56	787	670	0	.540
Fla. Atlantic	1989	17	161	315	0	.338
Florida A&M	1951	55	829	653	0	.559
Florida Int'l	1982	24	290	385	0	.430
Florida St.	1948	58	908	686	0	.570
Florida	1916	85	1,056	962	0	.523
Fordham	1903	102	1,386	1,120	0	.553
Fresno St.	1922	83	1,106	920	0	.546
Furman	1909	92	1,047	1,042	0	.501
Ga. Southern	1927	73	1,066	760	0	.584
Gardner-Webb	1970	24	445	243	0	.647
George Mason	1967	39	524	562	0	.483
George Washington	1907	91	1,118	966	0	.536
Georgetown	1907	97	1,379	886	0	.609
Georgia St.	1964	42	399	718	0	.357
Georgia Tech	1906	90	1,159	1,009	0	.535
Georgia	1906	100	1,184	1,091	0	.520
Gonzaga	1908	97	1,259	1,013	0	.554
Grambling	1957	49	766	627	0	.550
Hampton	1953	53	768	630	0	.549
Hartford	1963	43	544	582	0	.483
Harvard	1901	94	898	1,167	0	.435
Hawaii	1938	62	599	740	0	.447
High Point	1928	78	1,186	860	0	.580
Hofstra	1937	67	1,002	754	0	.571
Holy Cross	1901	86	1,202	778	0	.607
Houston	1946	60	1,002	677	0	.597
Howard	1953	50	637	685	0	.482
IPFW	1974	32	352	519	0	.404
IUPUI	1972	34	474	501	0	.486
Idaho St.	1927	78	1,020	947	0	.519
Idaho	1906	100	1,155	1,248	0	.481
Ill.-Chicago	1948	58	687	707	0	.493
Illinois St.	1899	107	1,367	981	0	.582
Illinois	1906	100	1,520	805	0	.654
Indiana St.	1900	106	1,279	1,059	0	.547
Indiana	1901	105	1,570	853	0	.648
Iona	1941	62	921	673	0	.578
Iowa St.	1908	98	1,103	1,130	0	.494
Iowa	1902	104	1,396	947	0	.596
Jackson St.	1951	54	934	565	0	.623

Team	First Season	Yrs.	Won	Lost	Tied	Pct.
Jacksonville St.	1926	62	985	581	0	.629
Jacksonville	1949	57	801	694	0	.536
James Madison	1970	36	567	432	0	.568
Kansas St.	1903	101	1,348	987	0	.577
Kansas	1899	107	1,848	769	0	.706
Kent St.	1914	89	932	1,071	0	.465
Kentucky	1903	102	1,904	583	1	.765
LSU	1909	97	1,302	986	0	.569
La Salle	1932	74	1,161	764	0	.603
La.-Lafayette	1912	89	1,215	885	0	.579
La.-Monroe	1952	54	826	632	0	.567
Lafayette	1901	95	1,160	1,011	0	.534
Lamar	1952	54	799	661	0	.547
Lehigh	1902	104	858	1,226	0	.412
Liberty	1973	33	464	487	0	.488
Lipscomb	1976	29	723	258	0	.737
Long Beach St.	1951	55	771	699	0	.524
Long Island	1929	71	1,043	756	0	.580
Louisiana Tech	1926	78	1,097	840	0	.566
Louisville	1912	91	1,484	793	0	.652
Loyola (Ill.)	1914	89	1,105	960	0	.535
Loyola (Md.)	1908	95	1,072	1,093	0	.495
Loyola Marymount	1924	77	870	1,017	0	.461
Maine	1902	90	868	931	0	.482
Manhattan	1905	99	1,160	1,011	0	.534
Marist	1967	39	529	537	0	.496
Marquette	1917	88	1,330	836	0	.614
Marshall	1907	93	1,263	898	2	.584
Maryland	1905	86	1,259	899	0	.583
Massachusetts	1900	96	1,051	953	0	.524
McNeese St.	1953	53	767	659	0	.538
Md.-East. Shore	1955	44	535	588	0	.476
Memphis	1921	84	1,232	791	0	.609
Mercer	1909	88	1,012	975	0	.509
Miami (Fla.)	1927	55	759	582	0	.566
Miami (Ohio)	1906	100	1,182	957	0	.553
Michigan St.	1899	106	1,346	955	0	.585
Michigan	1909	89	1,175	868	0	.575
Middle Tenn.	1914	82	953	896	0	.515
Minnesota	1896	110	1,352	1,015	2	.571
Mississippi St.	1909	93	1,166	991	0	.541
Mississippi Val.	1962	37	480	546	0	.468
Mississippi	1909	95	1,032	1,125	0	.478
Missouri	1907	99	1,376	966	0	.588
Missouri St.	1909	93	1,426	777	0	.647
Monmouth	1955	51	800	553	0	.591
Montana St.	1902	103	1,386	1,082	0	.562
Montana	1906	97	1,212	1,085	0	.528
Morehead St.	1930	76	940	890	0	.514
Morgan St.	1948	58	623	850	0	.423
Mt. St. Mary's	1955	51	847	563	0	.601
Murray St.	1926	80	1,320	760	0	.635
N.C. A&T	1953	53	852	585	0	.593
Navy	1907	99	1,212	820	0	.596
Nebraska	1897	109	1,277	1,140	0	.528
Nevada	1913	92	1,050	1,021	0	.507
New Hampshire	1903	101	759	1,231	0	.381
New Mexico St.	1905	96	1,212	938	2	.564
New Mexico	1900	102	1,230	966	0	.560
New Orleans	1970	36	631	400	0	.612
Niagara	1906	99	1,268	1,000	1	.559
Nicholls St.	1964	40	472	592	0	.444
Norfolk St.	1963	42	839	356	0	.702
North Carolina St.	1913	93	1,461	868	0	.627
North Carolina	1911	95	1,860	681	0	.732
North Texas	1915	88	925	1,111	0	.454
Northeastern	1921	85	986	918	0	.518
Northern Ariz.	1910	88	957	1,003	0	.488
Northern Ill.	1955	48	582	662	0	.468
UNI	1901	100	1,027	973	0	.514
Northwestern St.	1966	40	487	607	0	.445
Northwestern	1905	100	865	1,291	1	.401
Notre Dame	1898	100	1,565	863	1	.645
Oakland	1968	38	528	514	0	.507
Ohio St.	1899	106	1,411	978	0	.591
Ohio	1908	98	1,258	962	0	.567
Oklahoma St.	1908	96	1,396	973	0	.589
Oklahoma	1908	98	1,410	898	0	.611
Old Dominion	1951	55	863	549	0	.611
Oral Roberts	1970	32	534	377	0	.586
Oregon St.	1902	104	1,546	1,098	0	.585
Oregon	1903	100	1,348	1,187	0	.532

Team	First Season	Yrs.	Won	Lost	Tied	Pct.
Pacific	1911	95	1,062	1,048	0	.503
Penn St.	1897	109	1,251	951	1	.568
Penn	1897	105	1,592	895	2	.640
Pepperdine	1939	67	1,076	815	0	.569
Pittsburgh	1906	98	1,299	1,002	0	.565
Portland St.	1947	44	567	563	0	.502
Portland	1923	80	1,001	1,055	0	.487
Prairie View	1957	45	445	754	0	.371
Princeton	1901	105	1,510	917	0	.622
Providence	1921	80	1,210	789	0	.605
Purdue	1897	107	1,482	877	0	.628
Quinnipiac	1952	54	743	675	0	.524
Radford	1981	25	394	317	0	.554
Rhode Island	1904	99	1,252	940	0	.571
Rice	1915	91	929	1,142	0	.449
Richmond	1913	93	1,123	996	0	.530
Rider	1929	57	795	692	0	.535
Robert Morris	1977	29	356	459	0	.437
Rutgers	1907	93	1,060	963	0	.524
Sacramento St.	1949	57	629	877	0	.418
Sacred Heart	1966	40	656	481	0	.577
Sam Houston St.	1918	83	1,031	958	0	.518
Samford	1902	89	927	1,111	0	.455
San Diego St.	1922	84	1,114	979	0	.532
San Diego	1956	50	693	662	0	.511
San Francisco	1924	78	1,164	786	0	.597
San Jose St.	1910	91	1,015	1,089	0	.482
Santa Clara	1905	98	1,273	878	0	.592
Savannah St.	1965	41	477	613	0	.438
Seton Hall	1904	93	1,263	887	2	.587
Siena	1939	64	883	745	0	.542
South Ala.	1969	37	585	452	0	.564
South Carolina St.	1956	50	803	572	0	.584
South Carolina	1909	97	1,186	1,037	1	.533
South Fla.	1972	34	471	491	0	.490
Southeast Mo. St.	1953	47	719	493	0	.593
Southeastern La.	1948	57	641	827	0	.437
Southern California	1907	99	1,372	992	0	.580
Southern Ill.	1914	91	1,333	902	0	.596
Southern Methodist	1917	89	1,087	1,020	0	.516
Southern Miss.	1913	86	1,013	866	1	.539
Southern U.	1950	43	715	494	0	.591
Southern Utah	1969	37	550	446	0	.552
St. Bonaventure	1920	85	1,125	829	0	.576
St. Francis (N.Y.)	1902	86	1,048	1,031	0	.504
St. Francis (Pa.)	1919	79	966	890	2	.520
St. John's (N.Y.)	1908	98	1,677	802	0	.676
St. Joseph's	1910	96	1,402	910	0	.606
St. Louis	1916	89	1,171	1,016	0	.535
St. Mary's (Cal.)	1910	82	995	1,068	0	.482
St. Peter's	1931	72	908	828	0	.523
Stanford	1914	90	1,262	961	0	.568
Stephen F. Austin	1925	79	1,177	801	0	.595
Stetson	1901	89	1,076	889	0	.548
Stony Brook	1961	45	569	525	0	.520
Syracuse	1901	104	1,657	759	0	.686
TCU	1909	94	1,017	1,143	0	.471
Temple	1895	109	1,639	902	0	.645
Tenn.-Martin	1952	54	601	732	0	.451
Tennessee St.	1945	61	1,009	645	0	.610
Tennessee Tech	1925	81	920	892	1	.508
Tennessee	1909	96	1,344	882	2	.604
Tex. A&M-Corp. Chris	2000	6	88	76	0	.537
Tex.-Pan American	1974	26	315	399	0	.441
Texas A&M	1913	93	1,127	1,103	0	.505
Texas Southern	1950	55	911	664	0	.578
Texas St.	1921	84	1,119	920	0	.549
Texas Tech	1926	80	1,185	885	0	.572
Texas	1906	99	1,477	909	0	.619
Texas-Arlington	1960	46	492	743	0	.398
Texas-San Antonio	1982	24	368	315	0	.539
Toledo	1916	90	1,229	856	0	.589
Towson	1959	47	523	678	0	.435
Troy	1951	55	878	646	0	.576
Tulane	1906	95	1,035	1,043	0	.498
Tulsa	1908	94	1,181	973	0	.548
UAB	1979	27	533	321	0	.624
UC Irvine	1966	40	550	566	0	.493
UC Riverside	1955	51	759	553	0	.579
UC Santa Barb.	1922	80	977	937	0	.510
UCF	1970	36	559	427	0	.567
UCLA	1920	86	1,549	700	0	.689
UMBC	1971	35	398	551	0	.419
UMKC	1970	35	502	486	0	.508
UNC Asheville	1965	41	582	593	0	.495
UNC Greensboro	1968	38	437	529	0	.452
UNC Wilmington	1964	42	584	564	0	.509
UNLV	1959	47	963	390	0	.712
UTEP	1915	84	1,126	870	0	.564
Utah St.	1904	99	1,286	949	0	.575
Utah	1909	97	1,570	799	0	.663
VMI	1911	95	705	1,280	0	.355
Va. Commonwealth	1971	35	612	383	0	.615
Valparaiso	1918	88	1,093	1,037	0	.513
Vanderbilt	1901	103	1,339	970	0	.580
Vermont	1901	91	947	975	0	.493
Villanova	1921	85	1,403	813	0	.633
Virginia Tech	1909	97	1,203	1,015	0	.542
Virginia	1906	100	1,315	1,019	1	.563
Wagner	1923	68	842	864	0	.494
Wake Forest	1906	99	1,317	996	0	.569
Washington St.	1902	104	1,377	1,291	0	.516
Washington	1896	103	1,503	1,001	0	.600
Weber St.	1963	43	785	443	0	.639
West Virginia	1904	96	1,452	929	0	.610
Western Caro.	1929	77	1,027	964	0	.516
Western Ill.	1948	58	826	746	0	.525
Western Ky.	1915	86	1,503	745	0	.669
Western Mich.	1914	92	1,104	986	0	.528
Wichita St.	1906	98	1,235	1,067	0	.536
William & Mary	1906	100	1,020	1,177	0	.464
Winthrop	1979	27	427	381	0	.528
Wis.-Green Bay	1970	36	634	410	0	.607
Wis.-Milwaukee	1897	109	1,144	1,048	1	.522
Wisconsin	1899	107	1,265	1,071	0	.542
Wofford	1916	81	1,016	995	0	.505
Wright St.	1971	35	577	395	0	.594
Wyoming	1905	100	1,307	953	0	.578
Xavier	1920	84	1,153	857	0	.574
Yale	1896	110	1,241	1,297	1	.489
Youngstown St.	1928	75	935	896	0	.511

Note: Records are adjusted with vacated and forfeited games.

Teams in the process of becoming Division I

Team	First Season	Yrs.	Won	Lost	Tied	Pct.
UC Davis	1911	93	920	1,065	0	.463
Kennesaw St.	1986	20	340	246	0	.580
Longwood	1977	29	399	386	0	.508
N.J. Inst. of Tech.	1924	74	786	611	0	.563
North Dakota St.	1898	106	1,351	967	0	.583
North Fla.	1993	13	152	207	0	.423
Northern Colo.	1902	101	962	1,029	0	.483
South Dakota St.	1906	97	1,262	835	1	.602
Utah Valley St.	2004	2	39	17	0	.696

Vacated and Forfeited Games

Teams	Coach	Year	Actual W-L	Adjusted W-L	Games Affected*
Alabama	Wimp Sanderson	1987	28-5	26-4	V: Tr 2-1
Arizona	Lute Olson	1999	22-7	22-6	V: Tr 0-1
Arizona St.	Bill Freider	1995	24-9	22-8	V: Tr 2-1
Austin Peay	Lake Kelly	1973	22-7	21-5	V: Tr 1-2
California	Todd Bozeman	1995	13-14	0-27	F: RS 13 wins
California	Todd Bozeman	1996	17-11	2-25	F: RS 15 wins; V: 0-1
Clemson	Cliff Ellis	1990	26-9	24-8	V: Tr 2-1
Connecticut	Jim Calhoun	1996	32-3	30-2	V: Tr 2-1
DePaul	Joey Meyer	1986	18-13	16-12	V: Tr 2-1
DePaul	Joey Meyer	1987	28-3	26-2	V: Tr 2-1
DePaul	Joey Meyer	1988	22-8	21-7	V: Tr 1-1
DePaul	Joey Meyer	1989	21-12	20-11	V: Tr 1-1
Florida	Norm Sloan	1987	23-11	21-10	V: Tr 2-1
Florida	Norm Sloan	1988	23-12	22-11	V: Tr 1-1
Fresno St.	Jerry Tarkanian	1999	21-12	1-12	V: RS 20 wins
Fresno St.	Jerry Tarkanian	2000	24-10	12-9	V: RS 12 wins, Tr 0-1
Fresno St.	Jerry Tarkanian	2001	26-7	9-7	V: RS 17 wins
Georgia	Hugh Durham	1985	22-9	21-8	V: Tr 1-1
Georgia	Jim Harrick	2002	22-10	21-9	V: Tr 1-1
Iona	Jim Valvano	1980	29-5	28-4	V: Tr 1-1
Kentucky	Eddie Sutton	1988	27-6	25-5	V: Tr 2-1
Long Beach St.	Jerry Tarkanian	1971	24-5	22-4	V: Tr 2-1
Long Beach St.	Jerry Tarkanian	1972	25-4	23-3	V: Tr 2-1
Long Beach St.	Jerry Tarkanian	1973	26-3	24-2	V: Tr 2-1
La.-Lafayette	Berly Shipley	1972	25-4	23-3	V: Tr 2-1
La.-Lafayette	Berly Shipley	1973	24-5	23-3	V: Tr 1-2
Loyola Marymount	Ron Jacobs	1980	14-14	14-13	V: Tr 0-1
Marshall	Ricky Huckabay	1987	25-6	25-5	V: Tr 0-1
Maryland	Bob Wade	1988	18-13	17-12	V: Tr 1-1
Massachusetts	John Calipari	1996	35-2	31-1	V: Tr 4-1
Memphis	Dana Kirk	1982	24-5	23-4	V: Tr 1-1
Memphis	Dana Kirk	1983	23-8	22-7	V: Tr 1-1
Memphis	Dana Kirk	1984	26-7	24-6	V: Tr 2-1
Memphis	Dana Kirk	1985	31-4	27-3	V: Tr 4-1
Memphis	Dana Kirk	1986	28-6	27-5	V: Tr 1-1
Miami (Ohio)	Jerry Pierson	1989	13-15	5-23	F: RS 8 wins
Michigan	Steve Fisher	1992	25-9	20-8	V: Tr 5-1
Michigan	Steve Fisher	1993	31-5	0-5	V: RS 26 wins, Tr 5-1
Michigan	Steve Fisher	1996	21-11	0-11	V: RS 21 wins, Tr 0-1
Michigan	Steve Fisher	1997	24-11	0-11	V: RS 24 wins
Michigan	Brian Ellerbe	1998	25-9	0-9	V: RS 24 wins, Tr 1-1
Michigan	Brian Ellerbe	1999	12-19	0-19	V: RS 12 wins
Minnesota	Bill Musselman	1972	18-7	17-6	V: Tr 1-1
Minnesota	Jim Dutcher	1977	24-3	0-27	F: RS 24 wins
Minnesota	Clem Haskins	1994	22-13	21-12	V: Tr 1-1
Minnesota	Clem Haskins	1995	19-13	19-12	V: Tr 0-1
Minnesota	Clem Haskins	1996	19-13	18-12	V: NIT 1-1
Minnesota	Clem Haskins	1997	35-5	31-4	V: Tr 4-1
Minnesota	Clem Haskins	1998	20-15	15-15	V: NIT 5-0
Missouri	Norm Stewart	1994	28-4	25-3	V: Tr 3-1
New Mexico St.	Neil McCarthy	1992	25-8	23-7	V: Tr 2-1
New Mexico St.	Neil McCarthy	1993	26-8	25-7	V: Tr 1-1
New Mexico St.	Neil McCarthy	1994	23-8	23-7	V: Tr 0-1
New Mexico St.	Neil McCarthy	1997	19-9	0-0	V: RS 19 wins
New Mexico St.	Lou Henson	1998	18-12	0-0	V: RS 18 wins
North Carolina St.	Jim Valvano	1987	20-14	20-13	V: Tr 0-1
North Carolina St.	Jim Valvano	1988	24-7	24-6	V: Tr 0-1
Oregon St.	Ralph Miller	1976	18-9	3-24	F: RS 15 wins
Oregon St.	Ralph Miller	1980	26-4	26-3	V: Tr 0-1
Oregon St.	Ralph Miller	1981	26-2	26-1	V: Tr 0-1
Oregon St.	Ralph Miller	1982	25-5	23-4	V: Tr 2-1
Purdue	Gene Keady	1996	26-6	7-23	F: RS 18 wins; V: Tr 1-1
St. Bonaventure	Jan van Breda Kolff	2002	13-14	1-14	V: RS 12 wins
St. Joseph's	Jack Ramsay	1961	25-5	22-4	V: Tr 3-1
Texas Tech	James Dickey	1996	30-2	28-1	V: Tr 2-1
UCLA	Larry Brown	1980	22-10	17-9	V: Tr 5-1
UCLA	Steve Lavin	1999	22-9	22-8	V: Tr 0-1
Villanova	Jack Kraft	1971	27-7	23-6	V: Tr 4-1
Western Ky.	Johnny Oldham	1971	24-6	20-5	V: Tr 4-1

*F=Forfeited, V=Vacated.

*NIT=National Invitational Tournament, RS=Regular Season, Tr=NCAA Tournament.

Winningest Teams by Decade

1930-39

Rk.	Team	Won	Lost	Pct.
1.	Long Island	198	38	.839
2.	Kentucky	162	34	.827
3.	St. John's (N.Y.)	181	40	.819
4.	Kansas	153	37	.805
5.	Syracuse	143	37	.794
6.	Purdue	148	39	.791
7.	Western Ky.	197	52	.791
8.	Rhode Island	142	39	.785
9.	Notre Dame	170	49	.776
10.	CCNY	120	35	.774
11.	Washington	206	63	.766
12.	DePaul	142	44	.763
13.	Arkansas	167	57	.746
14.	Duquesne	143	50	.741
15.	Wyoming	147	52	.739
16.	Navy	108	40	.730
17.	North Carolina	163	61	.728
18.	George Washington	129	50	.721
19.	New York U.	124	49	.717
20.	Western Mich.	123	50	.711

1940-49

Rk.	Team	Won	Lost	Pct.
1.	Kentucky	239	42	.851
2.	Oklahoma St.	237	55	.812
3.	Rhode Island	178	44	.802
4.	Eastern Ky.	145	40	.784
5.	Western Ky.	222	66	.771
6.	Tennessee	152	46	.768
7.	Bowling Green	204	66	.756
8.	Notre Dame	162	55	.747
9.	Toledo	176	65	.730
10.	St. John's (N.Y.)	162	60	.730
11.	North Carolina	196	75	.723
12.	West Virginia	157	59	.727
13.	Illinois	150	57	.725
14.	DePaul	180	69	.723
15.	Bradley	144	56	.720
16.	New York U.	150	60	.714
17.	Utah	159	68	.700
18.	Wyoming	163	70	.700
19.	Texas	168	73	.697
20.	CCNY	133	62	.682

Played only seven seasons:

Seton Hall	128	22	.853
Duquesne	118	32	.787
George Washington	117	47	.713

1950-59

Rk.	Team	Won	Lost	Pct.
1.	Kentucky	224	33	.872
2.	North Carolina St.	240	65	.787
3.	Seattle	233	69	.772
4.	La Salle	209	65	.763
5.	Dayton	228	71	.763
6.	Holy Cross	199	65	.754
7.	Kansas St.	179	63	.740
8.	Connecticut	187	67	.736
9.	West Virginia	205	74	.735
10.	Louisville	202	77	.724
11.	Illinois	165	64	.721
12.	Western Ky.	205	82	.714
13.	UCLA	193	78	.712
14.	Duquesne	187	76	.711
15.	Kansas	171	74	.698
16.	St. John's (N.Y.)	176	77	.696
17.	Cincinnati	175	80	.686
18.	Oklahoma St.	192	88	.686
19.	Lafayette	171	81	.679
20.	St. Louis	185	88	.678

1960-69

Rk.	Team	Won	Lost	Pct.
1.	UCLA	234	52	.818
2.	Cincinnati	214	63	.773
3.	Providence	204	64	.761
4.	Duke	213	67	.761
5.	Kentucky	197	69	.741
6.	Ohio St.	188	69	.732
7.	St. Joseph's	201	74	.731
8.	Dayton	207	77	.729
9.	Bradley	197	74	.727
10.	Princeton	188	71	.726
11.	Vanderbilt	182	69	.725
12.	North Carolina	184	72	.719
13.	St. Bonaventure	172	69	.714
14.	Villanova	193	79	.710
15.	Houston	198	82	.707
16.	St. John's (N.Y.)	185	79	.701
17.	Miami (Fla.)	183	82	.691
18.	West Virginia	197	89	.689
19.	Temple	183	83	.688
20.	UTEP	177	81	.686

Played only seven seasons:

Weber St.	147	36	.803
-----------	-----	----	------

1970-79

Rk.	Team	Won	Lost	Pct.
1.	UCLA	273	27	.910
2.	Marquette	251	41	.860
3.	Penn.	223	56	.799
4.	North Carolina	239	65	.786
5.	Kentucky	223	69	.764
6.	Louisville	224	70	.762
7.	Syracuse	213	69	.755
8.	Long Beach St.	209	71	.746
9.	Indiana	208	75	.735
10.	Florida St.	201	74	.731
11.	UNLV	203	78	.722
12.	North Carolina St.	208	80	.722
13.	San Francisco	202	79	.719
14.	Houston	210	84	.714
15.	Providence	209	84	.713
16.	South Carolina	198	80	.712
17.	St. John's (N.Y.)	205	85	.707
18.	Maryland	199	85	.701
19.	Rutgers	193	84	.697
20.	Notre Dame	202	89	.694

Played only eight seasons:

Oral Roberts	161	59	.732
--------------	-----	----	------

1980-89

Rk.	Team	Won	Lost	Pct.
1.	North Carolina	281	63	.817
2.	UNLV	271	65	.807
3.	Georgetown	269	69	.796
4.	DePaul	235	67	.778
5.	Temple	225	78	.743
6.	Syracuse	243	87	.736
7.	UTEP	227	82	.735
8.	Oklahoma	245	90	.731
9.	Kentucky	233	86	.730
10.	St. John's (N.Y.)	228	85	.728
11.	Indiana	228	86	.726
12.	Oregon St.	212	80	.726
13.	Louisville	250	96	.723
14.	Illinois	233	90	.721
15.	Memphis	225	89	.717
16.	Northeastern	213	86	.712
17.	Chattanooga	215	89	.707
18.	Arkansas	218	92	.703
19.	Missouri	227	99	.696
20.	West Virginia	217	95	.696

1990-99

Rk.	Team	Won	Lost	Pct.
1.	Kansas	286	60	.827
2.	Kentucky	282	63	.817
3.	Arizona	256	67	.793
4.	Duke	271	78	.777
5.	North Carolina	270	78	.776
6.	Connecticut	259	75	.775
7.	Utah	250	76	.767
8.	Princeton	210	66	.761
9.	Arkansas	260	83	.758
10.	UCLA	240	79	.752
11.	Cincinnati	246	83	.748
12.	Xavier	217	86	.716
13.	Syracuse	232	92	.716
14.	Massachusetts	237	94	.716
15.	Murray St.	219	88	.713
16.	Indiana	229	94	.709
17.	New Mexico St.	219	91	.706
18.	Wis.-Green Bay	211	90	.701
19.	Purdue	222	96	.698
20.	New Mexico	224	97	.698
Played only eight seasons:				
	Col. of Charleston	191	42	.820

2000-05

Rk.	Team	Won	Lost	Pct.
1.	Duke	179	32	.848
2.	Gonzaga	159	37	.811
3.	Illinois	163	43	.791
4.	Utah St.	152	41	.788
5.	Stanford	150	41	.785
6.	Kansas	160	45	.780
7.	Oklahoma	156	45	.776
7.	Kentucky	156	45	.776
9.	Arizona	157	46	.773
10.	Cincinnati	152	45	.772
11.	Syracuse	154	48	.762
12.	Oklahoma St.	149	47	.760
13.	Connecticut	151	53	.740
14.	Florida	144	51	.738
15.	Creighton	142	52	.732
16.	Utah	141	53	.727
17.	Col. of Charleston	130	49	.726
18.	Pittsburgh	140	54	.722
19.	Michigan St.	145	56	.721
20.	Southern Ill.	140	55	.718

Winningest Teams Over Periods of Time

Victories Over a Two-Year Period

Team	First Year	Last Year	Won	Lost
Montana St.	1928	1929	72	4
Kentucky	1947	1948	70	6
UNLV	1986	1987	70	7
Kentucky	1997	1998	70	9
Georgetown	1984	1985	69	6
UNLV	1990	1991	69	6
Kansas	1997	1998	69	6
Duke	1998	1999	69	6
Kentucky	1996	1997	69	7
Kentucky	1948	1949	68	5
Connecticut	1998	1999	66	7
Duke	1999	2000	66	7
Duke	2001	2002	66	8
Montana St.	1927	1928	66	9
Duke	1991	1992	66	9
Oklahoma	1988	1989	65	10
Michigan St.	1999	2000	65	12
UNLV	1987	1988	65	8
Temple	1987	1988	64	6
Arizona	1988	1989	64	7
Massachusetts	1995	1996	64	7
Arkansas	1990	1991	64	9
Duke	2000	2001	64	9
Bradley	1950	1951	64	11
UNLV	1989	1990	64	13

Victories Over a Three-Year Period

Team	First Year	Last Year	Won	Lost
Kentucky	1996	1998	104	11
Kentucky	1947	1949	102	8
Montana St.	1927	1929	102	11
Duke	1999	2001	101	11
Kentucky	1946	1948	98	8
Kansas	1996	1998	98	11
Duke	1998	2000	98	11
UNLV	1985	1987	98	11
UNLV	1986	1988	98	13
UNLV	1989	1991	98	14
Kentucky	1997	1999	98	18
Kentucky	1995	1997	97	12
UNLV	1990	1992	95	8
Duke	2000	2002	95	13
Duke	1990	1992	95	18
UNLV	1987	1989	94	16

Team	First Year	Last Year	Won	Lost
Kentucky	1948	1950	93	10
Montana St.	1928	1930	93	14
Georgetown	1984	1986	93	14
Duke	1997	1999	93	15
Michigan St.	1999	2001	93	17
Massachusetts	1994	1996	92	14
Oklahoma	1988	1990	92	15
Duke	2001	2003	92	15
Kansas	1997	1999	92	16
UNLV	1988	1990	92	19

Victories Over a Four-Year Period

Team	First Year	Last Year	Won	Lost
Duke	1998	2001	133	15
Duke	1999	2002	132	15
Kentucky	1995	1998	132	16
Kentucky	1996	1999	132	20
Kentucky	1946	1949	130	10
UNLV	1987	1990	129	21
Kentucky	1947	1950	127	13
UNLV	1984	1987	127	17
UNLV	1986	1989	127	21
UNLV	1985	1988	126	17
UNLV	1988	1991	126	20
Kentucky	1948	1951	125	12
UNLV	1989	1992	124	16
Kentucky	1994	1997	124	19
Kansas	1995	1998	123	17
Montana St.	1927	1930	123	21
Duke	2001	2004	123	21
Duke	1989	1992	123	26
Georgetown	1984	1987	122	19
Duke	1997	2000	122	20
Montana St.	1926	1929	122	23
Duke	2000	2003	121	20
Kansas	1996	1999	121	21
Georgetown	1982	1985	121	23
Kentucky	1997	2000	121	28

Winning Percentage Over a Two-Year Period

(Minimum 40 games)

Team	First Year	Last Year	Won	Lost	Pct.
UCLA	1972	1973	60	0	1.000
Indiana	1975	1976	63	1	.984

Team	First Year	Last Year	Won	Lost	Pct.
UCLA	1967	1968	59	1	.983
UCLA	1971	1972	59	1	.983
North Carolina St.	1973	1974	57	1	.983
North Carolina	1923	1924	41	1	.976
UCLA	1964	1965	58	2	.967
UCLA	1968	1969	58	2	.967
Long Island	1935	1936	49	2	.961
St. John's (N.Y.).....	1930	1931	46	2	.958
UNLV	1991	1992	60	3	.952
Seton Hall	1940	1941	39	2	.951
Arkansas.....	1928	1929	38	2	.950
Notre Dame.....	1926	1927	38	2	.950
UCLA	1969	1970	57	3	.950
UCLA	1970	1971	57	3	.950
Alcorn St.	1978	1979	56	3	.949
Montana St.	1928	1929	72	4	.947
Long Island	1936	1937	53	3	.946
Penn.....	1970	1971	53	3	.946
Ohio St.	1961	1962	53	3	.946
Long Island	1934	1935	50	3	.943
Kentucky.....	1954	1955	48	3	.941
St. John's (N.Y.).....	1929	1930	46	3	.939
Penn.....	1920	1921	43	3	.935

Winning Percentage Over a Three-Year Period

(Minimum 60 games)

Team	First Year	Last Year	Won	Lost	Pct.
UCLA	1971	1973	89	1	.989
UCLA	1967	1969	88	2	.978
UCLA	1970	1972	87	3	.967
Long Island	1934	1936	75	3	.962
UCLA	1968	1970	86	4	.956
UCLA	1969	1971	86	4	.956
UCLA	1972	1974	86	4	.956
St. John's (N.Y.).....	1929	1931	67	4	.944
Long Island	1935	1937	77	5	.939
Penn.....	1919	1921	58	4	.935
Indiana.....	1974	1976	86	6	.935
Ohio St.	1960	1962	78	6	.929
Penn.....	1970	1972	78	6	.929
Kentucky.....	1947	1949	102	8	.927
Kentucky.....	1946	1948	98	8	.925
Kentucky.....	1951	1953	61	5	.924

Team	First Year	Last Year	Won	Lost	Pct.
Cincinnati	1960	1962	84	7	.923
UCLA	1973	1975	84	7	.923
UNLV	1990	1992	95	8	.922
Cincinnati	1961	1963	82	7	.921
North Carolina St.	1973	1975	79	7	.919
DePaul.....	1980	1982	79	7	.917
Arkansas.....	1926	1928	56	5	.918
Penn.....	1920	1922	67	6	.918
St. John's (N.Y.).....	1930	1932	66	6	.917
Seton Hall	1940	1942	55	5	.917
Kentucky.....	1949	1951	89	9	.908
Marquette.....	1970	1972	79	8	.908
Kentucky.....	1996	1998	104	11	.904
Kentucky.....	1945	1947	84	9	.903

Winning Percentage Over a Four-Year Period

(Minimum 80 games)

Team	First Year	Last Year	Won	Lost	Pct.
UCLA	1970	1973	117	3	.975
UCLA	1967	1970	116	4	.967
UCLA	1969	1972	116	4	.967
UCLA	1968	1971	115	5	.958
UCLA	1971	1974	115	5	.958
Kentucky.....	1951	1954	86	5	.945
Long Island	1934	1937	103	6	.945
UCLA	1972	1975	114	7	.942
Kentucky.....	1946	1949	130	10	.929
Kentucky.....	1952	1955	77	6	.928
Penn.....	1918	1921	76	6	.927
Arkansas.....	1926	1929	75	6	.929
Long Island	1936	1939	99	8	.925
Cincinnati	1960	1963	110	9	.924
Penn.....	1919	1922	82	7	.921
St. John's (N.Y.).....	1929	1932	89	8	.918
St. John's (N.Y.).....	1928	1931	85	8	.914
UCLA	1964	1967	106	10	.914
UCLA	1966	1969	106	10	.914
Kentucky.....	1948	1951	125	12	.912
Long Island	1939	1942	92	9	.911
UCLA	1973	1976	112	11	.911
Long Island	1935	1938	100	10	.909
Kentucky.....	1945	1948	120	12	.909
Cincinnati	1959	1962	110	11	.909

Winning Streaks

Full Season

Wins	Team	Seasons	Ended By	Score
88	UCLA	1971-74	Notre Dame	71-70
60	San Francisco	1955-57	Illinois	62-33
47	UCLA	1966-68	Houston	71-69
45	UNLV	1990-91	Duke	79-77
44	Texas	1913-17	Rice	24-18
43	Seton Hall	1939-41	Long Island	49-26
43	Long Island	1935-37	Stanford	45-31
41	UCLA	1968-69	Southern California	46-44
39	Marquette	1970-71	Ohio St.	60-59
37	Cincinnati	1962-63	Wichita St.	65-64
37	North Carolina	1957-58	West Virginia	75-64
36	North Carolina St.	1974-75	Wake Forest	83-78
35	Arkansas	1927-29	Texas	26-25

Home Court

Wins	Team	Seasons	Ended By	Score
129	Kentucky	1943-55	Georgia Tech	59-58
99	St. Bonaventure	1948-61	Niagara	87-77
98	UCLA	1970-76	Oregon	65-45
86	Cincinnati	1957-64	Bradley	87-77
81	Arizona	1945-51	Kansas St.	76-57
81	Marquette	1967-73	Notre Dame	71-69
80	Lamar	1978-84	Louisiana Tech	68-65
75	Long Beach St.	1968-74	San Francisco	94-84
72	UNLV	1974-78	New Mexico	102-98
71	Arizona	1987-92	UCLA	89-87
68	Cincinnati	1972-78	Georgia Tech	59-56
67	Western Ky.	1949-55	Xavier (ot)	82-80

Regular Season

(Does not include national postseason tournaments)

Wins	Team	Seasons	Ended By	Score
76	UCLA	1971-74	Notre Dame	71-70
57	Indiana	1975-77	Toledo	59-57
56	Marquette	1970-72	Detroit	70-49
54	Kentucky	1952-55	Georgia Tech	59-58
51	San Francisco	1955-57	Illinois	62-33
48	Penn	1970-72	Temple	57-52
47	Ohio St.	1960-62	Wisconsin	86-67
44	Texas	1913-17	Rice	24-18
43	UCLA	1966-68	Houston	71-69
43	Long Island	1935-37	Stanford	45-31
42	Seton Hall	1939-41	Long Island	49-26

Current Home Court

25	Gonzaga	13	Tennessee Tech
24	Southern Ill.	11	Bucknell
22	Washington	11	Ga. Southern
21	Illinois	11	LSU
17	Niagara	11	Pacific
17	Utah	10	Charlotte
16	Wake Forest		
16	Winthrop		
15	North Carolina		
14	Vermont		

Rivalries

Consecutive Years

Years	Opponents	First Year	Last Year
104	Columbia vs. Yale	1902	2005
104	Princeton vs. Yale	1902	2005
103	Penn vs. Princeton	1903	2005
102	Columbia vs. Penn	1904	2005
102	Cornell vs. Penn	1904	2005
101	Maine vs. New Hampshire	1905	2005
100	Idaho vs. Washington St.	1906	2005
99	Kansas vs. Kansas St.	1907	2005
99	Kansas vs. Missouri	1907	2005
98	Kansas St. vs. Nebraska	1908	2005

Victories for One Opponent

W-L	Opponents	First Year	Last Year
179-144	Oregon St. vs. Oregon	1903	2005
176-99	Washington vs. Oregon	1904	2005
169-88	Kansas vs. Kansas St.	1907	2005
167-91	Washington vs. Washington St.	1910	2005
161-92	Kansas vs. Missouri	1907	2005
159-111	Oregon St. vs. Washington St.	1909	2005
158-58	Kansas vs. Iowa St.	1908	2005
156-71	Kansas vs. Nebraska	1900	2005
152-107	Washington St. vs. Idaho	1906	2005
149-116	Oregon vs. Washington St.	1908	2005

Games Played

Games	Opponents	First Year	Last Year
323	Oregon vs. Oregon St.	1903	2005
275	Oregon St. vs. Washington	1904	2005
275	Oregon vs. Washington	1904	2005
270	Oregon St. vs. Washington St.	1907	2005
265	Oregon vs. Washington St.	1908	2005
258	Washington vs. Washington St.	1910	2005
257	Kansas vs. Kansas St.	1907	2005
252	Kansas vs. Missouri	1907	2005
245	California vs. Stanford	1912	2005
237	Brigham Young vs. Utah	1909	2005

Consecutive Victories

Won	Opponents	First Year	Last Year
52	UCLA vs. California	1961	1985
41	Southern California vs. UCLA	1932	1943
39	Kentucky vs. Mississippi	1929	1972
39	Rhode Island vs. Maine	1924	1952
39	Syracuse vs. Cornell	1963	↑2005
38	Arizona vs. Washington St.	1986	↑2004
38	Providence vs. Brown	1959	1978
35	Connecticut vs. New Hampshire	1939	1961
35	South Carolina vs. Citadel	1945	1988
34	Marquette vs. Wis.-Milwaukee	1917	↑1999

†active streak

Current Consecutive Victories

Won	Opponents	First Year	Last Year
39	Syracuse vs. Colgate	1963	2005
34	Marquette vs. Wis.-Milwaukee	1917	1999
33	North Carolina vs. VMI	1922	1997
30	Kansas vs. Kansas St.	1994	2005
29	Pittsburgh vs. St. Francis (Pa.)	1973	2005
28	Syracuse vs. Cornell	1969	2005
25	Kentucky vs. Xavier	1942	1968

Consecutive Home Victories

Won	Opponents	First Year	Last Year
52	Princeton vs. Brown	1929	2002
51	North Carolina vs. Clemson	1926	2005
47	UCLA vs. Washington St.	1950	2003
41	Kentucky vs. Mississippi	1929	1996
37	Southern California vs. UCLA	1932	1944
34	Kentucky vs. Georgia	1930	1984
33	Rhode Island vs. Northeastern	1917	1988
32	Indiana vs. Northwestern	1969	2005
32	Rhode Island vs. New Hampshire	1937	1973
32	UCLA vs. California	1961	1989

active streak

Current Consecutive Home Victories

Won	Opponents	First Year	Last Year
51	North Carolina vs. Clemson	1926	2005
32	Indiana vs. Northwestern	1969	2005
31	Kentucky vs. Vanderbilt	1975	2005
31	Marquette vs. Wis.-Milwaukee	1920	1999
20	Oklahoma St. vs. Drake	1931	1958

Victories for One Opponent in One Year

W-L	Opponents	Year
5-0	Kansas vs. Nebraska	1909
5-0	Kansas vs. Kansas St.	1935
4-0	by many	

Associated Press (A.P.) Poll Records**Full Season at No. 1**

1956, San Francisco, 14 weeks
 1960, Cincinnati, 12 weeks
 1961, Ohio St., 13 weeks
 1962, Ohio St., 14 weeks
 1963, Cincinnati, 16 weeks
 1967, UCLA, 15 weeks
 1969, UCLA, 15 weeks
 1972, UCLA, 16 weeks
 1973, UCLA, 16 weeks
 1976, Indiana, 17 weeks
 1991, UNLV, 17 weeks
 1992, Duke, 18 weeks

Most Consecutive Weeks at No. 1

46, UCLA, Feb. 9, 1971 to Jan. 15, 1974
 27, Ohio St., Dec. 13, 1960 to March 13, 1962
 23, UCLA, Preseason Nov. 1966 to Jan. 16, 1968
 19, San Francisco, Feb. 8, 1955 to March 6, 1956
 18, Duke, Preseason Nov. 1991 to March 16, 1992
 17, Indiana, Preseason Nov. 1975 to March 16, 1976
 17, UNLV, Preseason Nov. 1990 to March 12, 1991
 16, Cincinnati, Preseason Nov. 1962 to March 12, 1963
 15, UCLA, Preseason Nov. 1968 to March 4, 1969
 15, North Carolina, Dec. 6, 1983 to March 13, 1984
 15, Kansas, Dec. 3, 1996 to March 11, 1997
 15, Illinois, Dec. 7, 2004 to March 15, 2005

Preseason No. 1 to not Ranked No. 1 the Rest of the Season

1970, South Carolina
 1978, North Carolina
 1981, Kentucky
 1986, Georgia Tech
 1988, Syracuse
 1990, UNLV
 2000, Connecticut

Biggest Jump to No. 1 from Previous Week

8th, West Virginia, Dec. 17 to Dec. 24, 1957
 6th, Duke, Dec. 7 to Dec. 14, 1965
 6th, Kansas, Nov. 25 to Dec. 2, 2003
 5th, Holy Cross, Jan. 10 to Jan. 17, 1950
 5th, Kansas St., Dec. 23 to Dec. 30, 1952
 5th, Indiana, Dec. 21 to Dec. 28, 1982
 5th, UCLA, Jan. 11 to Jan. 18, 1983
 5th, Temple, Feb. 2 to Feb. 9, 1988
 5th, Oklahoma, Feb. 7 to Feb. 14, 1989
 5th, Oklahoma, Feb. 27 to March 6, 1990
 5th, Illinois, Nov. 30 to Dec. 7, 2004

Biggest Jump from Not Ranked the Previous Week

(at least 20 ranked)
 4th, Kansas, Preseason to Nov. 27, 1989
 5th, St. Louis, Dec. 26, 1950 to Jan. 3, 1951
 5th, Cincinnati, Jan. 31 to Feb. 7, 1961
 6th, Notre Dame, Jan. 12 to Jan. 19, 1954
 6th, Missouri, Dec. 7 to Dec. 14, 1954
 6th, Maryland, Dec. 10 to Dec. 17, 1957
 6th, Oklahoma St., Jan. 21 to Jan. 28, 1958
 7th, Bradley, March 9 to March 23, 1954
 7th, Oklahoma City, Jan. 14 to Jan. 21, 1958
 7th, Iowa, Dec. 27, 1960, to Jan. 3, 1961
 7th, Wake Forest, Jan. 30 to Feb. 6, 1976
 7th, North Carolina St., Preseason to Nov. 29, 1983

Biggest Jump from Not Ranked the Previous Week

(at least 25 ranked)
 4th, Kansas, Preseason to Nov. 27, 1989
 8th, Arizona, Preseason to Nov. 20, 2001
 10th, Notre Dame, Dec. 3 to Dec. 10, 2002
 12th, Arizona St., Nov. 21 to Nov. 28, 1994
 12th, Duke, Nov. 20 to Nov. 27, 1995
 12th, North Carolina, Nov. 26 to Dec. 3, 2002
 13th, Wake Forest, Jan. 25 to Feb. 1, 1993
 13th, Oregon, Jan. 29 to Feb. 5, 2002
 13th, Georgia Tech, Nov. 25 to Dec. 2, 2003
 14th, Iowa, Jan. 9 to Jan. 16, 2001
 14th, Pittsburgh, Feb. 5 to Feb. 12, 2002

Biggest Drop from No. 1 from Previous Week

15th, Florida, Dec. 9 to Dec. 15, 2003
 9th, UNLV, Feb. 22 to March 1, 1983
 8th, UCLA, Dec. 7 to Dec. 14, 1965
 8th, South Carolina, Preseason Nov. to Dec. 9, 1969
 8th, Duke, Jan. 17 to Jan. 24, 1989
 8th, Connecticut, Preseason Nov. to Nov. 16, 1999
 7th, St. John (N.Y.), Dec. 18 to Dec. 26, 1951
 7th, UCLA, Jan. 25 to Feb. 1, 1983
 7th, Cincinnati, March 7 to March 14, 2000
 6th, Michigan St., Jan. 9 to Jan. 16, 1979
 6th, Memphis, Jan. 11 to Jan. 18, 1983
 6th, UNLV, Preseason Nov. 1989 to Nov. 27, 1989
 6th, Syracuse, Jan. 2 to Jan. 9, 1990
 6th, Michigan, Nov. 30 to Dec. 7, 1992
 6th, Kentucky, Nov. 29 to Dec. 6, 1993
 6th, Wake Forest, Nov. 30 to Dec. 7, 2004

Biggest Drop to Not Ranked from the Previous Week

(at least 20 ranked)

2nd, Louisville, Preseason to Dec. 2, 1986
 4th, Indiana, Dec. 27, 1960, to Jan. 3, 1961
 5th, Kansas, Dec. 8 to Dec. 15, 1953
 6th, Iowa, Dec. 27, 1955, to Jan. 3, 1956
 6th, Louisville, Preseason to Nov. 29, 1983
 7th, Indiana, Dec. 14 to Dec. 21, 1954
 7th, Missouri, Dec. 21 to Dec. 28, 1954
 7th, Utah, Dec. 27, 1955, to Jan. 3, 1956
 7th, Kansas, Dec. 9 to Dec. 16, 1958
 7th, Duquesne, Dec. 9 to Dec. 16, 1969
 7th, Ohio St., Dec. 16 to Dec. 23, 1980

Biggest Drop to Not Ranked from the Previous Week

(at least 25 ranked)

11th, Indiana, Dec. 21 to Dec. 28, 1994
 14th, UCLA, Nov. 26 to Dec. 3, 2002
 15th, St. John's (N.Y.), Nov. 15 to Nov. 23, 1999
 15th, UCLA, Nov. 21 to Nov. 28, 2000
 15th, St. Joseph's, Dec. 18 to Dec. 25, 2001
 16th, Oklahoma, Feb. 1 to Feb. 8, 1993
 16th, Duke, Jan. 9 to Jan. 16, 1995
 16th, Minnesota, Dec. 19 to Dec. 26, 1994
 16th, Arkansas, Preseason to Nov. 20, 1995
 16th, Temple, Dec. 8 to Dec. 15, 1998

Lowest Ranking to Rise to No. 1 during the Season

(does not include 1962-69 when only 10 ranked)

NR, Indiana St., Dec. 5, 1978 to Feb. 13, 1979 (only 20 ranked)
 21st, Stanford, Dec. 2, 2003 to Feb. 17, 2004
 20th, UNLV, Preseason Nov. 1982 to Feb. 15, 1983
 20th, Kentucky, Dec. 31, 2002 to March 18, 2003
 19th, Indiana, Dec. 16, 1952 to March 3, 1953
 19th, Houston, Jan. 4 to March 1, 1983
 19th, Connecticut, Preseason Nov. 1994 to Feb. 13, 1995
 18th, North Carolina, Jan. 4 to Feb. 1, 1983
 18th, Duke, Nov. 16, 1999 to March 14, 2000
 17th, San Francisco, Dec. 21, 1954 to Feb. 8, 1955
 17th, Arizona, Preseason Nov. to Dec. 22, 1987
 17th, Oklahoma, Nov. 27, 1989 to March 6, 1990
 17th, UCLA, Jan. 24 to March 17, 1994
 17th, St. Joseph's, Preseason Nov. 2003 to March 9, 2004

Lowest Ranking to Drop from No. 1 during the Season

(does not include 1962-69 when only 10 ranked)

NR, St. John's (N.Y.), Dec. 18, 1951 to Jan. 15, 1952 (only 20 ranked)
 NR, Duke, Jan. 8 to Feb. 26, 1980 (only 20 ranked)
 NR, Alabama, Dec. 31, 2002 to Feb. 11, 2003
 NR, Florida, Dec. 9, 2003 to Feb. 17, 2004
 24th, Connecticut, Preseason Nov. 1999 to Feb. 29, 2000
 21st, Arizona, Nov. 21, 2000 to Jan. 9, 2001
 21st, Kansas, Dec. 2, 2003 to Feb. 17, 2004
 20th, Indiana, Dec. 11, 1979 to Feb. 5, 1980

17th, Memphis, Jan. 11 to March 1, 1983
 17th, Syracuse, Preseason Nov. 1987 to Jan. 26, 1988

Most Teams at No. 1 in One Season

7, 1983 (Houston, Indiana, Memphis, UNLV, North Carolina, UCLA and Virginia)
 6, 1993 (Duke, Indiana, Kansas, Kentucky, Michigan and North Carolina)
 6, 1994 (Arkansas, Duke, Kansas, Kentucky, North Carolina and UCLA)
 6, 1995 (Arkansas, Connecticut, Kansas, Massachusetts, North Carolina and UCLA)
 6, 2004 (Connecticut, Duke, Florida, Kansas, St. Joseph's and Stanford)
 5, 1979 (Duke, Indiana, Michigan St., Notre Dame and UCLA)
 5, 1990 (Kansas, Missouri, UNLV, Oklahoma and Syracuse)
 5, 2001 (Arizona, Duke, Michigan St., North Carolina and Stanford)
 5, 2003 (Alabama, Arizona, Duke, Florida and Kentucky)
 4, eight tied

Most Consecutive Weeks with a Different No. 1

7, Jan. 3 to Feb. 14, 1994 (in order: Arkansas, North Carolina, Kansas, UCLA, Duke, North Carolina and Arkansas)
 5, Jan. 17 to Feb. 14, 1989 (in order: Duke, Illinois, Oklahoma, Arizona and Oklahoma)
 5, Feb. 6 to March 6, 1990 (in order: Missouri, Kansas, Missouri, Kansas and Oklahoma)
 5, Jan. 30 to Feb. 27, 1995 (in order: Massachusetts, North Carolina, Connecticut, Kansas and UCLA)
 4, Dec. 11, 1951 to Jan. 2, 1952 [in order: Kentucky, St. John's (N.Y.), Kentucky and Kansas]
 4, Feb. 17 to March 10, 1970 (in order: UCLA, Kentucky, UCLA and Kentucky)
 4, Feb. 7 to Feb. 28, 1978 (in order: Kentucky, Arkansas, Marquette and Kentucky)
 4, Feb. 6 to Feb. 27, 1979 (in order: Notre Dame, Indiana St., UCLA and Indiana St.)
 4, Jan. 13 to Feb. 3, 1987 (in order: UNLV, Iowa, North Carolina and UNLV)
 4, Nov. 25 to Dec. 16, 2003 (in order: Connecticut, Kansas, Florida and Connecticut)

Most Times No. 1 Defeated in a Season

10, 1993-94
 9, 2003-04
 8, 1978-79
 8, 1982-83
 8, 1989-90
 7, 1987-88
 7, 1988-89
 7, 1992-93
 7, 1997-98
 7, 1999-2000
 7, 2002-03

Largest Point Margin in Defeating No. 1

41, No. 2 Kentucky (81) vs. No. 1 St. John's (N.Y.), Lexington, KY, Dec. 17, 1951
 32, No. 2 UCLA (101) vs. No. 1 Houston (69), Los Angeles (NSF), March 22, 1968
 24, No. 3 Massachusetts (104) vs. No. 1 Arkansas (80), Springfield, MA, Nov. 25, 1994
 24, No. 2 North Carolina (97) vs. No. 1 Duke (73), Chapel Hill, NC, Feb. 5, 1998
 23, No. 15 Villanova (96) vs. No. 1 Connecticut (73), Storrs, CT, Feb. 18, 1995
 22, Tied No. 5 Oklahoma (100) vs. No. 1 Kansas (78), Norman, OK, Feb. 27, 1990
 20, No. 5 Arizona St. (87) vs. No. 1 Oregon St. (67), Corvallis, OR, March 7, 1981
 20, No. 13 North Carolina (91) vs. No. 1 Duke (71), Durham, NC, Jan. 18, 1989
 20, No. 17 Georgia Tech (89) vs. No. 1 North Carolina (69), Atlanta, Jan. 12, 1994
 20, NR Xavier (87) vs. No. 1 St. Joseph's (67), Dayton, OH, March 11, 2004

Largest Point Margin for an Unranked Opponent Defeating No. 1

20, Xavier (87) vs. St. Joseph's (67), Dayton, OH, March 11, 2004
 19, Wisconsin (86) vs. Ohio St. (67), Madison, WI, March 3, 1962
 19, Villanova (93) vs. Syracuse (74), Syracuse, NY, Jan. 6, 1990
 18, Maryland (69) vs. North Carolina (51), College Park, MD, Feb. 21, 1959
 16, Alabama (78) vs. Kentucky (62), Tuscaloosa, AL, Jan. 23, 1978
 16, Nebraska (67) vs. Missouri (51), Columbia, MO, Feb. 6, 1982
 16, Georgia Tech (77) vs. Connecticut (61), New York, Nov. 26, 2003
 15, Vanderbilt (101) vs. Kentucky (86), Nashville, TN, Jan. 13, 1993
 15, Long Beach St. (64) vs. Kansas (49), Lawrence, KS, Jan. 25, 1993
 15, California (85) vs. UCLA (70), Oakland, CA, Jan. 30, 1994



Photo from UCLA Sports Information

Since the Associated Press poll began in 1948, UCLA has topped the poll 128 weeks, which is the most by any school. The Bruins ranked No. 1 in 38 of 46 weeks during Lew Alcindor's (Kareem Abdul-Jabbar) career at UCLA from 1967 to 1969.



Photo from Maryland Sports Information

Maryland has upset the No. 1 team in the nation nine times. In February 2002, Juan Dixon helped with one of those upsets, an 87-73 win over Duke.

Most Weeks at No. 1 - All-Time

(Complete List)

- 128, UCLA, 1964-95
- 96, Duke, 1966-2004
- 84, North Carolina, 1957-2001
- 80, Kentucky, 1949-2003
- 45, Cincinnati, 1959-2000
- 44, Indiana, 1953-93
- 42, Kansas, 1952-2005
- 32, UNLV, 1983-91
- 29, Arizona, 1988-2003
- 28, San Francisco, 1955-77
- 27, Ohio St., 1961-62
- 21, Michigan, 1965-93
- 19, Connecticut, 1995-2004
- 17, Illinois, 1952-2005
- 16, Kansas St., 1952-59
- 16, Stanford, 2000-04
- 15, DePaul, 1980-81
- 15, Massachusetts, 1995-96
- 13, North Carolina St., 1975
- 12, Arkansas, 1978-95
- 12, Georgetown, 1985
- 12, Virginia, 1981-83
- 11, Houston, 1968-83
- 8, St. John's (N.Y.), 1950-85
- 8, West Virginia, 1958
- 7, Syracuse, 1988-90
- 6, Missouri, 1982-90
- 6, Seton Hall, 1953
- 6, Temple, 1988
- 5, Bradley, 1950-51
- 5, Holy Cross, 1950
- 5, Notre Dame, 1974-79
- 5, Oklahoma, 1989-90
- 5, Oregon St., 1981
- 4, Indiana St., 1979
- 4, La Salle, 1953-55
- 4, Loyola (Ill.), 1964
- 4, Michigan St., 1979-2001
- 3, Marquette, 1971-78
- 2, Alabama, 2003
- 2, Duquesne, 1954
- 2, Florida, 2003-04
- 2, St. Louis, 1949
- 2, Wake Forest, 2005
- 1, Georgia Tech, 1986
- 1, Iowa, 1987
- 1, Memphis, 1983
- 1, Oklahoma St., 1951
- 1, St. Joseph's, 2004
- 1, South Carolina, 1970
- 1, Wichita St., 1965

Most Times Defeating No. 1

(Complete List)

- 11, North Carolina, 1959-2005
- 10, UCLA, 1965-2003
- 9, Maryland, 1959-2004
- 8, Duke, 1958-97
- 8, Georgia Tech, 1955-2004
- 7, Notre Dame, 1971-87
- 7, Ohio St., 1965-2005
- 7, Oklahoma, 1951-2002
- 6, Kentucky, 1951-2003
- 5, Cincinnati, 1954-98
- 5, Indiana, 1984-2002
- 5, Kansas, 1953-94
- 5, North Carolina St., 1983-2004
- 5, St. John's (N.Y.), 1951-85
- 5, Vanderbilt, 1951-93
- 4, Alabama, 1978-2004
- 4, Arizona, 1987-2001
- 4, Missouri, 1989-97
- 4, Stanford, 1988-2003
- 4, Villanova, 1983-95
- 4, Wake Forest, 1975-92
- 3, DePaul, 1950-52
- 3, Louisville, 1953-2004
- 3, Massachusetts, 1993-95
- 3, Minnesota, 1951-89
- 3, Nebraska, 1958-82
- 3, St. Louis, 1951-2000
- 3, Utah, 1954-2002
- 3, West Virginia, 1957-83
- 3, Xavier, 1996-2004

2, California, 1960-94
 2, CCNY, 1950
 2, Clemson, 1980-2001
 2, Dayton, 1953-54
 2, George Washington, 1995-96
 2, Georgetown, 1963-85
 2, Houston, 1968-78
 2, Illinois, 1979-2005
 2, Iowa, 1965-99
 2, Kansas St., 1990-94
 2, Loyola (Ill.), 1949-63
 2, LSU, 1978-2002
 2, Michigan, 1964-97
 2, Mississippi St., 1959-96
 2, Oklahoma St., 1949-89
 2, Oregon, 1970-74
 2, Oregon St., 1953-74
 2, Purdue, 1979-2000
 2, Southern California, 1969-70
 2, Syracuse, 1985-99
 2, Temple, 1995-2000
 2, Washington, 1979-2004
 1, Arizona St., 1981
 1, Arkansas, 1984
 1, Auburn, 1988
 1, Boston College, 1994
 1, Bradley, 1960
 1, Cal St. Fullerton, 1983
 1, Chaminade, 1982
 1, Charlotte, 1977
 1, Connecticut, 1999
 1, Detroit, 1951
 1, Florida, 2000
 1, Florida St., 2002
 1, Iowa St., 1957
 1, Jacksonville, 1970

1, Long Beach St., 1993
 1, Manhattan, 1958
 1, Marquette, 2003
 1, Michigan St., 1979
 1, New Mexico, 1988
 1, Old Dominion, 1981
 1, Providence, 1976
 1, St. Joseph's, 1981
 1, Tennessee, 1969
 1, UNLV, 1989
 1, UTEP, 1966
 1, Virginia, 1986
 1, Virginia Tech, 1983
 1, Wichita St., 1963
 1, Wisconsin, 1962

Notes About No. 1

No. 1 has been defeated 226 times.

No. 1 has been defeated nine times in overtime.

No. 1 has been defeated 33 times by one point.

No. 1 has been defeated 115 times by a non-ranked opponent.

Chaminade is the only non-Division I team to upset the nation's top team. It happened in Honolulu on December 24, 1982, when Chaminade defeated No. 1 Virginia, 77-72.

California, CCNY, Louisville, Maryland, UTEP and Villanova have never been ranked No. 1 despite winning the NCAA championship.

The following men's and women's programs from the same school have been ranked

No. 1 at the same time:

Connecticut, Feb. 13, 1995

Connecticut, Nov. 30, 1998

Duke, Jan. 7-14, 2003

Connecticut, Preseason 2003 to Nov. 25, 2003



Photo by Ryan McKeel/NCAA Photos

Before it happened in 2005, there had been a 30-year gap from the last time No. 1 met No. 2 in the NCAA championship game. In last season's final contest, Sean May led No. 2 North Carolina over No. 1 Illinois, 75-70.

No. 1 vs. No. 2

Date	No. 1, Score	W-L	No. 2, Score	Site
Mar. 26, 1949	Kentucky 46	W	Oklahoma St. 36	Seattle (CH)
Dec. 17, 1951	St. John's (N.Y.) 40	L	Kentucky 81	Lexington, KY
Dec. 21, 1954	Kentucky 70	W	Utah 65	Lexington, KY
Mar. 23, 1957	North Carolina 54	W	Kansas 53	Kansas City, MO (CH)
Mar. 18, 1960	Cincinnati 69	L	California 77	San Francisco (NSF)
Mar. 25, 1961	Ohio St. 65	L (ot)	Cincinnati 70	Kansas City, MO (CH)
Mar. 24, 1962	Ohio St. 59	L	Cincinnati 71	Louisville, KY (CH)
Dec. 14, 1964	Wichita St. 85	L	Michigan 87	Detroit
Mar. 20, 1965	Michigan 80	L	UCLA 91	Portland, OR (CH)
Mar. 18, 1966	Kentucky 83	W	Duke 79	College Park, MD (NSF)
Jan. 20, 1968	UCLA 69	L	Houston 71	Houston
Mar. 22, 1968	Houston 69	L	UCLA 101	Los Angeles (NSF)
Dec. 15, 1973	UCLA 84	W	North Carolina St. 66	St. Louis
Jan. 19, 1974	UCLA 70	L	Notre Dame 71	South Bend, IN
Jan. 26, 1974	Notre Dame 75	L	UCLA 94	Los Angeles
Mar. 25, 1974	North Carolina St. 80	W	UCLA 77	Greensboro, NC (NSF)
Mar. 31, 1975	UCLA 92	W	Kentucky 85	San Diego (CH)
Nov. 29, 1975	Indiana 84	W	UCLA 64	St. Louis
Mar. 22, 1976	Indiana 65	W	Marquette 56	Baton Rouge, LA
Dec. 26, 1981	North Carolina 82	W	Kentucky 69	East Rutherford, NJ
Jan. 9, 1982	North Carolina 65	W	Virginia 60	Chapel Hill, NC
April 2, 1983	Houston 94	W	Louisville 81	Albuquerque, NM (NSF)
Dec. 15, 1984	Georgetown 77	W	DePaul 57	Landover, MD
Jan. 26, 1985	Georgetown 65	L	St. John's (N.Y.) 66	Washington, DC
Feb. 27, 1985	St. John's (N.Y.) 69	L	Georgetown 85	New York
Mar. 9, 1985	Georgetown 92	W	St. John's (N.Y.) 80	New York
Feb. 4, 1986	North Carolina 78	W (ot)	Georgia Tech 77	Atlanta
Mar. 29, 1986	Duke 71	W	Kansas 67	Dallas (NSF)
Feb. 13, 1990	Kansas 71	L	Missouri 77	Lawrence, KS
Mar. 10, 1990	Oklahoma 95	W	Kansas 77	Kansas City, MO
Feb. 10, 1991	UNLV 112	W	Arkansas 105	Fayetteville, AR
Feb. 3, 1994	Duke 78	L	North Carolina 89	Chapel Hill, NC
Mar. 30, 1996	Massachusetts 74	L	Kentucky 81	East Rutherford, NJ (NSF)
Feb. 5, 1998	Duke 73	L	North Carolina 97	Chapel Hill, NC
April 4, 2005	Illinois 70	L	North Carolina 75	St. Louis (CH)

Schools Defeating No. 1

Date	Rank	School	No. 1 Team	Score	Site
Jan. 20, 1949	3	Oklahoma St.	St. Louis	29-27	Stillwater, OK
Mar. 14, 1949	16	Loyola (Ill.)	Kentucky	67-56	New York
Jan. 17, 1950	NR	DePaul	St. John's (N.Y.)	74-68	New York
Mar. 18, 1950	NR	CCNY	Bradley	69-61	New York
Mar. 28, 1950	NR	CCNY	Bradley	71-68	New York (CH)
Dec. 29, 1950	NR	St. Louis	Kentucky	43-42	New Orleans
Jan. 11, 1951	11	St. John's (N.Y.)	Bradley	68-59	New York
Jan. 15, 1951	NR	Detroit	Bradley	70-65	Peoria, IL
Jan. 20, 1951	NR	Oklahoma	Oklahoma St.	44-40	Norman, OK
Mar. 3, 1951	NR	Vanderbilt	Kentucky	61-57	Louisville, KY
Dec. 13, 1951	NR	Minnesota	Kentucky	61-57	Minneapolis
Dec. 17, 1951	2	Kentucky	St. John's (N.Y.)	81-40	Lexington, KY
Dec. 29, 1951	12	St. Louis	Kentucky	61-60	New Orleans
Jan. 28, 1952	NR	DePaul	Illinois	69-65	Chicago
Mar. 22, 1952	10	St. John's (N.Y.)	Kentucky	64-57	Raleigh, NC (RF)
Dec. 27, 1952	NR	DePaul	La Salle	63-61	Chicago
Jan. 17, 1953	15	Kansas	Kansas St.	80-66	Lawrence, KS
Mar. 1, 1953	NR	Dayton	Seton Hall	70-65	Dayton, OH
Mar. 2, 1953	18	Louisville	Seton Hall	73-67	Louisville, KY
Mar. 7, 1953	NR	Minnesota	Indiana	65-63	Minneapolis
Dec. 22, 1953	12	Oregon St.	Indiana	67-51	Eugene, OR
Feb. 25, 1954	NR	Cincinnati	Duquesne	66-52	Cincinnati
Feb. 27, 1954	16	Dayton	Duquesne	64-54	Dayton, OH
Dec. 18, 1954	15	Utah	La Salle	79-69	New York
Jan. 8, 1955	NR	Georgia Tech	Kentucky	59-58	Lexington, KY
Jan. 31, 1955	NR	Georgia Tech	Kentucky	65-59	Atlanta
Jan. 14, 1957	9	Iowa St.	Kansas	39-37	Ames, IA
Dec. 21, 1957	8	West Virginia	North Carolina	75-64	Lexington, KY
Jan. 27, 1958	NR	Duke	West Virginia	72-68	Durham, NC
Mar. 3, 1958	NR	Nebraska	Kansas St.	55-48	Lincoln, NE
Mar. 8, 1958	10	Kansas	Kansas St.	61-44	Manhattan, KS
Mar. 11, 1958	NR	Manhattan	West Virginia	89-84	New York
Jan. 6, 1959	NR	Vanderbilt	Kentucky	75-66	Nashville, TN
Jan. 14, 1959	3	North Carolina	North Carolina St.	72-68	Raleigh, NC
Feb. 9, 1959	10	Mississippi St.	Kentucky	66-58	Mississippi State, MS
Feb. 21, 1959	NR	Maryland	North Carolina	69-51	College Park, MD
Mar. 14, 1959	5	Cincinnati	Kansas St.	85-75	Lawrence, KS (RF)
Jan. 16, 1960	4	Bradley	Cincinnati	91-90	Peoria, IL
Mar. 18, 1960	2	California	Cincinnati	77-69	San Francisco (NSF)
Mar. 25, 1961	2	Cincinnati	Ohio St.	70-65 (ot)	Kansas City, MO (CH)
Mar. 3, 1962	NR	Wisconsin	Ohio St.	86-67	Madison, WI
Mar. 24, 1962	2	Cincinnati	Ohio St.	71-59	Louisville, KY (CH)
Feb. 16, 1963	NR	Wichita St.	Cincinnati	65-64	Wichita, KS

Date	Rank	School	No. 1 Team	Score	Site
Mar. 23, 1963	3	Loyola (Ill.)	Cincinnati	60-58	Louisville, KY
Dec. 28, 1963	NR	Georgetown	Loyola (Ill.)	69-58	Philadelphia
Jan. 4, 1964	NR	Georgia Tech	Kentucky	76-67	Atlanta
Jan. 6, 1964	6	Vanderbilt	Kentucky	85-83	Nashville, TN
Dec. 12, 1964	NR	Nebraska	Michigan	74-73	Lincoln, NE
Dec. 14, 1964	2	Michigan	Wichita St.	87-85	Detroit
Jan. 2, 1965	NR	St. John's (N.Y.)	Michigan	75-74	New York
Jan. 29, 1965	NR	Iowa	UCLA	87-82	Chicago
Mar. 8, 1965	NR	Ohio St.	Michigan	93-85	Columbus, OH
Mar. 20, 1965	2	UCLA	Michigan	91-80	Portland, OR (CH)
Dec. 10, 1965	6	Duke	UCLA	82-66	Durham, NC
Dec. 11, 1965	6	Duke	UCLA	94-75	Charlotte, NC
Feb. 7, 1966	NR	West Virginia	Duke	94-90	Morgantown, WV
Mar. 19, 1966	3	UTEP	Kentucky	72-65	College Park, MD (CH)
Jan. 20, 1968	2	Houston	UCLA	71-69	Houston
Mar. 22, 1968	2	UCLA	Houston	101-69	Los Angeles (NSF)
Mar. 23, 1968	NR	Ohio St.	Houston	89-85	Los Angeles (N3rd)
Mar. 8, 1969	NR	Southern California	UCLA	46-44	Los Angeles
Dec. 6, 1969	NR	Tennessee	South Carolina	55-54	Columbia, SC
Feb. 21, 1970	NR	Oregon	UCLA	78-65	Eugene, OR
Mar. 6, 1970	NR	Southern California	UCLA	87-86	Los Angeles
Mar. 14, 1970	4	Jacksonville	Kentucky	106-100	Columbus, OH (RF)
Jan. 23, 1971	9	Notre Dame	UCLA	89-82	South Bend, IN
Jan. 19, 1974	2	North Dame	UCLA	71-70	South Bend, IN
Jan. 26, 1974	2	UCLA	Notre Dame	94-75	Los Angeles
Feb. 15, 1974	NR	Oregon St.	UCLA	61-57	Corvallis, OR
Feb. 16, 1974	NR	Oregon	UCLA	56-51	Eugene, OR
Jan. 3, 1975	NR	Wake Forest	North Carolina St.	83-78	Greensboro, NC
Mar. 22, 1975	5	Kentucky	Indiana	92-90	Dayton, OH (RF)
Dec. 29, 1976	NR	Providence	Michigan	82-81	Providence, RI
Mar. 1, 1977	NR	Notre Dame	San Francisco	93-82	South Bend, IN
Mar. 19, 1977	17	Charlotte	Michigan	75-68	Lexington, KY (RF)
Jan. 23, 1978	NR	Alabama	Kentucky	78-62	Tuscaloosa, AL
Feb. 11, 1978	NR	LSU	Kentucky	95-94	Baton Rouge, LA
Feb. 18, 1978	NR	Houston	Arkansas	84-75	Houston
Feb. 26, 1978	9	Notre Dame	Marquette	65-59	South Bend, IN
Dec. 29, 1978	NR	Ohio St.	Duke	90-84	New York
Dec. 30, 1978	NR	St. John's (N.Y.)	Duke	69-66	New York
Jan. 11, 1979	4	Illinois	Michigan St.	57-55	Champaign, IL
Jan. 13, 1979	NR	Purdue	Michigan St.	52-50	West Lafayette, IN
Jan. 27, 1979	NR	Maryland	Notre Dame	67-66	College Park, MD
Feb. 11, 1979	4	UCLA	Notre Dame	56-52	South Bend, IN
Feb. 22, 1979	NR	Washington	UCLA	69-68	Seattle
Mar. 26, 1979	3	Michigan St.	Indiana St.	75-64	Salt Lake City
Dec. 18, 1979	5	Kentucky	Indiana	69-58	Lexington, KY
Jan. 9, 1980	18	Clemson	Duke	87-82	Clemson, SC
Jan. 12, 1980	15	North Carolina	Duke	82-67	Durham, NC
Feb. 27, 1980	14	Notre Dame	DePaul	76-74	South Bend, IN
Mar. 9, 1980	NR	UCLA	DePaul	77-71	Tempe, AZ (2nd)
Jan. 10, 1981	NR	Old Dominion	DePaul	63-62	Chicago
Feb. 22, 1981	11	Notre Dame	Virginia	57-56	Chicago
Mar. 7, 1981	5	Arizona St.	Oregon St.	87-67	Corvallis, OR
Mar. 14, 1981	NR	St. Joseph's	DePaul	49-48	Dayton, OH (1st)
Jan. 21, 1982	NR	Wake Forest	North Carolina	55-48	Chapel Hill, NC
Feb. 6, 1982	NR	Nebraska	Missouri	67-51	Columbia, MO
Feb. 27, 1982	NR	Maryland	Virginia	47-46	College Park, MD
Dec. 24, 1982	NR	Chaminade	Virginia	77-72	Honolulu
Jan. 8, 1983	NR	Ohio St.	Indiana	70-67	Columbus, OH
Jan. 10, 1983	NR	Virginia Tech	Memphis	64-56	Blacksburg, VA
Jan. 28, 1983	NR	Alabama	UCLA	70-67	Los Angeles
Feb. 13, 1983	12	Villanova	North Carolina	56-53	Chapel Hill, NC
Feb. 24, 1983	NR	Cal St. Fullerton	UNLV	86-78	Fullerton, CA
Feb. 27, 1983	NR	West Virginia	UNLV	87-78	Morgantown, WV
Apr. 4, 1983	16	North Carolina St.	Houston	54-52	Albuquerque, NM (CH)
Feb. 12, 1984	NR	Arkansas	North Carolina	65-64	Pine Bluff, NC
Mar. 10, 1984	16	Duke	North Carolina	77-75	Greensboro, NC
Mar. 22, 1984	NR	Indiana	North Carolina	72-68	Atlanta (RSF)
Jan. 26, 1985	2	St. John's (N.Y.)	Georgetown	66-65	Washington, DC
Jan. 28, 1985	11	Syracuse	Georgetown	65-63	Syracuse, NY
Feb. 27, 1985	2	Georgetown	St. John's (N.Y.)	85-69	New York
Apr. 1, 1985	NR	Villanova	Georgetown	66-64	Lexington, KY
Jan. 30, 1986	NR	Virginia	North Carolina	86-73	Charlottesville, VA
Feb. 20, 1986	NR	Maryland	North Carolina	77-72	Chapel Hill, NC
Feb. 23, 1986	20	North Carolina St.	North Carolina	76-65	Raleigh, NC
Mar. 31, 1986	7	Louisville	Duke	72-69	Dallas (CH)
Dec. 1, 1986	NR	UCLA	North Carolina	89-84	Los Angeles
Jan. 17, 1987	16	Oklahoma	UNLV	89-88	Norman, OK
Jan. 24, 1987	NR	Ohio St.	Iowa	80-76	Iowa City, IA
Feb. 1, 1987	NR	Notre Dame	North Carolina	60-58	South Bend, IN
Mar. 28, 1987	3	Indiana	UNLV	97-93	New Orleans (NSF)
Nov. 21, 1987	3	North Carolina	Syracuse	96-93	Springfield, MA
Nov. 30, 1987	17	Arizona	Syracuse	80-69	Anchorage, AK



Photo by Rich Clarkson/NCAA Photos

Michigan's Cazzie Russell (22) and UCLA forward/guard Ken Washington (23) battle for a rebound during the 1965 Final Four held in Portland, Oregon. Second-ranked UCLA defeated top-ranked Michigan 91-80 for the title.




Photo by Rich Clarkson/NCAA Photos

Houston's Akeem Olajuwon (34) fights for the ball from North Carolina State's Thurl Bailey (41) during the 1983 NCAA Final Four championship game in Albuquerque, New Mexico. Olajuwon was named most outstanding player for the tournament despite Houston's loss to North Carolina State. Olajuwon had 40 rebounds and 41 points in the tournament. Sixteenth-ranked North Carolina State defeated top-ranked Houston 54-52 to win the title.



Photo from Kansas Sports Information

Rex Walters of Kansas was one of five Jayhawks to score in double figures to propel the No. 9 team in the nation over No. 1 Indiana, 83-77, in the 1993 regional finals and earn a spot in the Final Four.



Photo by Rich Clarkson/NCAA Photos

University of Connecticut guard Richard Hamilton (32) shoots a jumper over Shane Battier (31) and Elton Brand of Duke at the 1999 Final Four held at Tropicana Field in St. Petersburg, Florida. Connecticut upset the No.1-ranked Blue Devils, 77-74, for its first championship.

Date	Rank	School	No. 1 Team	Score	Site
Dec. 5, 1987	NR	Vanderbilt	North Carolina	78-76	Nashville, TN
Jan. 2, 1988	NR	New Mexico	Arizona	61-59	Albuquerque, NM
Jan. 9, 1988	NR	Auburn	Kentucky	53-52	Lexington, KY
Feb. 4, 1988	NR	Stanford	Arizona	82-74	Palo Alto, CA
Mar. 26, 1988	5	Duke	Temple	63-53	East Rutherford, NJ (RF)
Jan. 18, 1989	13	North Carolina	Duke	91-71	Durham, NC
Jan. 21, 1989	NR	Wake Forest	Duke	75-71	Winston-Salem, NC
Jan. 26, 1989	NR	Minnesota	Illinois	69-62	Minneapolis
Feb. 4, 1989	NR	Oklahoma St.	Oklahoma	77-73	Stillwater, OK
Feb. 12, 1989	5	Oklahoma	Arizona	82-80	Norman, OK
Feb. 25, 1989	7	Missouri	Oklahoma	97-84	Columbia, MO
Mar. 23, 1989	15	UNLV	Arizona	68-67	Denver (RSF)
Nov. 22, 1989	NR	Kansas	UNLV	91-77	New York
Jan. 6, 1990	NR	Villanova	Syracuse	93-74	Greensboro, NC
Jan. 20, 1990	4	Missouri	Kansas	95-87	Columbia, MO
Feb. 8, 1990	NR	Kansas St.	Missouri	65-58	Manhattan, KS
Feb. 13, 1990	2	Missouri	Kansas	77-71	Lawrence, KS
Feb. 25, 1990	10	Oklahoma	Missouri	107-90	Norman, OK
Feb. 27, 1990	T5	Oklahoma	Kansas	100-78	Norman, OK
Mar. 17, 1990	NR	North Carolina	Oklahoma	79-77	Austin, TX (2nd)
Mar. 30, 1991	6	Duke	UNLV	79-77	Indianapolis (NSF)
Feb. 5, 1992	9	North Carolina	Duke	75-73	Chapel Hill, NC
Feb. 23, 1992	NR	Wake Forest	Duke	72-68	Winston-Salem, NC
Dec. 5, 1992	4	Duke	Michigan	79-68	Durham, NC
Jan. 10, 1993	10	Georgia Tech	Duke	80-79	Atlanta
Jan. 13, 1993	NR	Vanderbilt	Kentucky	101-86	Nashville, TN
Jan. 25, 1993	NR	Long Beach St.	Kansas	64-49	Lawrence, KS
Feb. 23, 1993	NR	Ohio St.	Indiana	81-77 (ot)	Columbus, OH
Mar. 14, 1993	NR	Georgia Tech	North Carolina	77-75	Charlotte, NC
Mar. 27, 1993	9	Kansas	Indiana	83-77	St. Louis (RF)
Nov. 24, 1993	18	Massachusetts	North Carolina	91-86 (ot)	New York
Dec. 4, 1993	21	Indiana	Kentucky	96-84	Indianapolis
Jan. 8, 1994	NR	Alabama	Arkansas	66-64	Tuscaloosa, AL
Jan. 12, 1994	17	Georgia Tech	North Carolina	89-69	Atlanta
Jan. 17, 1994	NR	Kansas St.	Kansas	68-64	Lawrence, KS
Jan. 30, 1994	NR	California	UCLA	85-70	Oakland, CA
Feb. 3, 1994	2	North Carolina	Duke	89-78	Chapel Hill, NC
Feb. 12, 1994	NR	Georgia Tech	North Carolina	96-89	Chapel Hill, NC
Mar. 12, 1994	10	Kentucky	Arkansas	90-78	Memphis, TN
Mar. 20, 1994	NR	Boston College	North Carolina	75-72	Landover, MD (2nd)
Nov. 25, 1994	3	Massachusetts	Arkansas	104-80	Springfield, MA
Dec. 3, 1994	7	Kansas	Massachusetts	81-75	New York
Jan. 4, 1995	NR	North Carolina St.	North Carolina	80-70	Raleigh, NC
Feb. 4, 1995	NR	George Washington	Massachusetts	78-75	Washington, DC
Feb. 7, 1995	8	Maryland	North Carolina	86-73	College Park, MD
Feb. 18, 1995	15	Villanova	Connecticut	96-73	Storrs, CT
Feb. 20, 1995	25	Oklahoma	Kansas	76-73	Norman, OK
Nov. 28, 1995	5	Massachusetts	Kentucky	92-82	Auburn Hills, MI
Dec. 22, 1995	NR	Temple	Kansas	75-66	East Rutherford, NJ
Feb. 24, 1996	NR	George Washington	Massachusetts	86-76	Amherst, MA
Mar. 10, 1996	NR	Mississippi St.	Kentucky	84-73	New Orleans
Mar. 30, 1996	2	Kentucky	Massachusetts	81-74	East Rutherford, NJ (NSF)
Nov. 26, 1996	NR	Xavier	Cincinnati	71-69	Cincinnati
Feb. 4, 1997	NR	Missouri	Kansas	96-94	Columbia, MO
Mar. 21, 1997	15	Arizona	Kansas	85-82	Birmingham, AL (RSF)
Nov. 26, 1997	3	Duke	Arizona	95-87	Lahaina, HI
Dec. 13, 1997	NR	Michigan	Duke	81-73	Ann Arbor, MI
Jan. 14, 1998	NR	Maryland	North Carolina	89-83 (ot)	College Park, MD
Feb. 5, 1998	2	North Carolina	Duke	97-73	Chapel Hill, NC
Feb. 21, 1998	NR	North Carolina St.	North Carolina	86-72	Chapel Hill, NC
Mar. 8, 1998	4	North Carolina	Duke	83-68	Greensboro, NC
Mar. 28, 1998	7	Utah	North Carolina	65-59	San Antonio, TX (NSF)
Nov. 28, 1998	15	Cincinnati	Duke	77-75	Anchorage, AK
Feb. 1, 1999	17	Syracuse	Connecticut	59-42	Hartford, CT
Mar. 29, 1999	3	Connecticut	Duke	77-74	St. Petersburg, FL (CH)
Nov. 11, 1999	NR	Iowa	Connecticut	70-68	New York
Nov. 18, 1999	NR	Xavier	Cincinnati	66-64	Cincinnati
Jan. 8, 2000	5	Arizona	Stanford	68-65	Palo Alto, CA
Feb. 12, 2000	15	Temple	Cincinnati	77-69	Cincinnati
Mar. 4, 2000	NR	UCLA	Stanford	94-93 (ot)	Palo Alto, CA
Mar. 9, 2000	NR	St. Louis	Cincinnati	68-58	Memphis, TN
Mar. 24, 2000	11	Florida	Duke	87-78	Syracuse, NY (RSF)
Nov. 25, 2000	NR	Purdue	Arizona	72-69	Indianapolis
Dec. 21, 2000	3	Stanford	Duke	84-83	Oakland, CA
Jan. 7, 2001	NR	Indiana	Michigan St.	59-58	Bloomington, IN
Feb. 3, 2001	NR	UCLA	Stanford	79-73	Palo Alto, CA
Feb. 18, 2001	NR	Clemson	North Carolina	75-65	Clemson, SC
Mar. 8, 2001	8	Arizona	Stanford	76-75	Palo Alto, CA
Jan. 6, 2002	NR	Florida St.	Duke	77-76	Tallahasee, FL
Jan. 12, 2002	11	UCLA	Kansas	87-77	Los Angeles

Date	Rank	School	No. 1 Team	Score	Site
Feb. 17, 2002	3	Maryland	Duke	87-73	College Park, MD
Mar. 10, 2002	4	Oklahoma	Kansas	64-55	Kansas City, MO
Mar. 21, 2002	NR	Indiana	Duke	74-73	Lexington, KY (RSF)
Dec. 21, 2002	NR	LSU	Arizona	66-65	Baton Rouge, LA
Dec. 30, 2002	NR	Utah	Alabama	51-49	Salt Lake City
Jan. 18, 2003	17	Maryland	Duke	87-72	College Park, MD
Jan. 30, 2003	24	Stanford	Arizona	82-77	Tucson, AZ
Feb. 4, 2003	6	Kentucky	Florida	70-55	Lexington, KY
Mar. 13, 2003	NR	UCLA	Arizona	96-89 (ot)	Los Angeles
Mar. 29, 2003	9	Marquette	Kentucky	83-69	Minneapolis (RF)
Nov. 26, 2003	NR	Georgia Tech	Connecticut	77-61	New York
Dec. 6, 2003	21	Stanford	Kansas	64-58	Los Angeles
Dec. 10, 2003	NR	Maryland	Florida	69-68 (ot)	Gainesville, FL
Dec. 13, 2003	NR	Louisville	Florida	73-65	Louisville, KY
Jan. 17, 2004	11	North Carolina	Connecticut	86-83	Chapel Hill, NC
Feb. 15, 2004	21	North Carolina St.	Duke	78-74	Raleigh, NC
Mar. 6, 2004	NR	Washington	Stanford	75-62	Seattle
Mar. 11, 2004	NR	Xavier	St. Joseph's	87-67	Dayton, OH
Mar. 20, 2004	NR	Alabama	Stanford	70-67	Seattle, (2nd)
Dec. 1, 2004	5	Illinois	Wake Forest	91-73	Champaign, IL
Mar. 6, 2005	NR	Ohio St.	Illinois	65-64	Columbus, OH
Apr. 4, 2005	2	North Carolina	Illinois	75-70	St. Louis (CH)

NR=Not Rated
 NCAA Tournament Abbreviations After Site:
 NF=National Final or Championship Game
 NSF=National Semifinal
 N3rd= NCAA National Consolation Game
 RF=Regional Final
 RSF=Regional Semifinal
 2nd=Second-Round Game
 1st=First-Round Game




Photo by Sideline Photos

Xavier's Lionel Chalmers dribbles along side National Player of the Year Jameer Nelson of St. Joseph's in the quarterfinals of the 2004 Atlantic 10 Conference tournament. Xavier downed the Hawks, 87-67, to end St. Joseph's 27-game winning streak.

Week-by-Week A.P. Polls

REGULAR-SEASON POLLS

The Associated Press began its basketball poll on January 20, 1949. The following are those polls, year by year and week by week. Starting in the 1961-62 season, A.P. provided a preseason (PS) poll. A.P. did a post-tournament poll in 1953, 1954, 1974 and 1975.

1948-49

	January		February				March	
	18	25	1	8	15	22	1	8
Arkansas.....	-	-	-	-	-	-	20	-
Baylor.....	-	18	-	-	-	-	-	-
Bowling Green.....	15	-	14	14	10	9	9	10
Bradley.....	16	19	18	-	12	10	10	7
Butler.....	19	17	16	16	11	11	11	18
Cincinnati.....	13	-	-	-	-	-	-	-
DePaul.....	-	16	-	-	17	-	-	-
Duquesne.....	-	-	-	20	20	17	-	-
Eastern Ky.....	-	-	20	-	-	-	-	-
Hamline.....	8	7	8	5	9	15	16	19
Holy Cross.....	14	20	19	15	-	-	-	-
Illinois.....	7	6	4	4	4	4	4	4
Kentucky.....	2	2	1	1	1	1	1	1
Loyola (Ill.).....	12	13	13	11	13	12	14	16
Minnesota.....	4	5	5	7	6	5	5	6
North Carolina St.....	-	15	17	-	18	-	15	13
New York U.....	20	-	15	-	-	-	-	-
Ohio St.....	-	-	-	18	-	18	19	20
Oklahoma.....	-	-	-	-	16	-	-	-
Oklahoma St.....	5	3	3	3	3	3	2	2
St. Louis.....	1	1	2	2	2	2	3	3
San Francisco.....	6	9	10	9	8	8	8	8
Southern California.....	-	-	-	-	-	19	-	-
Stanford.....	17	11	9	10	20	-	-	-
Texas.....	-	-	-	-	-	20	-	-
Tulane.....	11	12	11	8	5	6	7	9
UCLA.....	-	-	-	-	-	-	-	15
Utah.....	10	10	12	12	14	16	13	12
Villanova.....	9	8	7	13	15	-	17	14
Western Ky.....	3	4	6	6	7	7	6	5
Washington St.....	18	14	-	17	-	-	-	-
Wyoming.....	-	-	-	19	19	14	12	17
Yale.....	-	-	-	-	20	13	18	11

1949-50

	January				February				March	
	5	10	17	24	31	7	14	21	28	7
Arizona.....	-	-	-	-	-	18	17	19	15	15
Bowling Green.....	19	-	-	-	-	-	-	-	-	-
Bradley.....	3	6	4	6	3	2	2	1	1	1

	January			February				March		
	5	10	17	24	31	7	14	21	28	7
CCNY.....	14	7	7	8	10	14	13	20	-	-
Cincinnati.....	-	12	20	-	-	-	-	-	-	-
Duquesne.....	8	8	6	2	2	3	7	4	5	6
Hamline.....	-	-	-	-	-	20	-	-	-	-
Holy Cross.....	6	5	1	1	1	1	1	2	3	4
Illinois.....	16	-	-	20	-	-	-	-	-	-
Indiana.....	5	4	8	9	12	16	-	17	-	20
Kansas.....	-	-	-	-	-	-	-	-	-	19
Kansas St.....	20	-	13	12	11	10	14	13	12	14
Kentucky.....	2	2	5	4	6	7	5	5	4	3
La Salle.....	18	13	10	7	8	9	11	12	9	10
Long Island.....	4	3	3	3	4	6	6	10	14	13
Louisville.....	-	-	19	-	15	13	-	-	-	-
Minnesota.....	10	11	16	18	-	-	-	-	-	-
Missouri.....	12	16	-	-	-	-	-	-	-	-
Nebraska.....	-	-	-	-	-	-	-	-	16	-
North Carolina St.....	7	9	12	10	9	8	8	9	8	5
Notre Dame.....	-	-	-	-	16	-	-	-	-	-
Ohio St.....	-	15	11	13	7	4	3	3	2	2
Oklahoma.....	17	19	-	-	-	-	-	-	-	-
Oklahoma St.....	-	-	-	-	19	-	-	-	-	-
St. John's (N.Y.).....	1	1	2	5	5	4	4	6	10	9
St. Louis.....	11	-	-	-	-	19	18	15	-	-
San Francisco.....	-	-	-	-	-	15	12	11	13	12
San Jose St.....	-	-	-	-	-	-	-	18	19	17
Siena.....	-	18	-	-	-	-	-	-	-	-
Southern California.....	-	-	-	-	-	-	19	16	-	-
Tennessee.....	-	-	17	-	-	-	-	-	-	-
Toledo.....	-	-	-	-	-	-	-	14	17	-
Tulane.....	-	-	15	-	-	-	-	-	-	-
UCLA.....	9	10	9	11	13	12	10	7	6	7
Vanderbilt.....	-	-	-	-	18	-	20	-	20	-
Villanova.....	13	17	18	19	-	-	15	-	11	11
Washington.....	-	20	-	16	-	-	-	-	-	-
Washington St.....	-	-	-	-	-	17	16	-	-	18
Western Ky.....	-	14	14	17	14	11	9	8	7	8
Wisconsin.....	15	-	-	15	17	-	-	-	-	16
Wyoming.....	-	-	-	14	20	-	-	-	18	-

1950-51

	December		January				February				March	
	19	26	3	9	16	23	30	F	13	20	27	7
Arizona.....	-	-	16	-	-	14	15	13	16	11	12	12
Beloit.....	-	-	-	-	-	-	-	-	18	20	16	-
Bradley.....	2	2	1	1	3	4	5	5	8	7	5	6
Brigham Young.....	15	-	-	-	-	19	12	14	12	12	11	11
CCNY.....	6	11	-	-	-	-	-	-	-	-	-	-

	December		January				February				March	
	19	26	3	9	16	23	30	F	13	20	27	7
Cincinnati	17	17	17	-	16	15	16	11	15	18	-	17
Columbia	-	8	14	8	7	7	6	6	4	3	3	3
Cornell	19	18	14	-	-	-	-	-	-	-	-	-
Dayton	-	-	-	-	-	-	-	18	17	14	14	13
Duquesne	-	-	13	15	20	-	-	-	-	-	-	-
Illinois	-	20	-	14	14	16	14	16	11	10	6	5
Indiana	4	5	6	6	6	5	3	3	6	4	7	7
Kansas	11	10	20	17	-	-	17	20	-	-	-	-
Kansas St.	20	-	9	9	10	9	7	4	3	5	4	4
Kentucky	1	1	3	3	2	1	1	1	1	1	1	1
La Salle	-	16	-	19	-	17	-	-	-	-	-	-
Long Island	7	4	4	4	4	2	4	12	19	16	-	-
Louisville	-	-	-	-	-	-	-	17	14	-	-	-
Missouri	8	9	-	-	-	-	-	-	-	-	-	-
Murray St.	-	-	-	-	-	-	-	-	-	20	16	-
North Carolina St.	3	6	7	7	9	8	8	10	9	9	8	8
Notre Dame	14	-	-	-	-	-	-	-	-	-	-	-
Oklahoma	16	-	-	-	-	18	18	-	-	17	-	-
Oklahoma St.	5	3	2	2	1	3	2	2	2	2	2	2
Princeton	-	-	18	20	-	-	-	-	-	-	-	-
St. Bonaventure	-	-	-	-	17	-	-	-	-	-	-	-
St. John's (N.Y.)	13	12	11	11	5	6	9	7	7	8	9	9
St. Louis	-	-	5	5	8	10	10	8	5	6	10	10
Seattle	-	-	-	-	-	-	-	-	20	-	-	-
Siena	-	-	-	-	18	13	-	19	-	-	-	18
Southern California	-	-	-	13	19	12	13	15	13	13	18	19
Toledo	10	13	19	18	12	-	20	-	-	-	13	14
UCLA	9	-	-	-	-	-	19	-	-	-	17	-
Villanova	18	7	8	16	11	11	11	9	10	15	15	20
Washington	12	15	12	12	15	-	-	-	-	19	19	15
West Virginia	-	19	-	-	-	-	-	-	-	-	-	-
Wyoming	-	14	10	10	13	20	-	-	-	-	-	-

1951-52

	December			January				February				March	
	10	17	25	1	8	15	22	29	5	12	19	26	4
Dayton	-	-	-	-	20	19	16	14	11	11	11	11	11
DePaul	-	-	-	-	-	-	-	19	-	18	-	-	-
Duke	12	19	-	-	-	-	-	-	-	-	15	12	-
Duquesne	-	-	-	-	16	7	10	7	5	3	3	4	4
Eastern Ky.	19	-	-	-	-	-	-	-	-	-	-	-	-
Fordham	-	-	-	-	-	-	20	-	-	-	-	-	-
Holy Cross	-	17	-	-	20	11	17	-	19	17	17	13	-
Illinois	3	3	2	2	2	2	1	3	3	6	5	2	2
Indiana	11	6	5	5	4	14	20	13	18	20	-	-	-
Iowa	-	-	-	12	10	4	4	8	9	5	4	7	7
Kansas	8	7	4	1	1	1	2	4	6	9	7	8	8
Kansas St.	5	5	8	9	7	9	7	2	2	2	2	3	3
Kentucky	1	2	1	4	3	3	3	1	1	1	1	1	1
La Salle	9	12	17	13	-	15	18	-	19	-	20	-	-
Louisville	17	-	-	15	13	14	12	13	15	15	13	17	-
Michigan St.	-	-	-	20	19	-	-	-	-	-	-	-	-
Minnesota	-	15	-	-	-	-	-	-	-	-	-	-	-
Murray St.	-	-	18	16	-	-	-	-	-	-	-	-	-
North Carolina St.	10	9	19	17	-	17	-	-	-	-	-	-	-
Notre Dame	14	20	9	14	-	-	-	-	-	-	-	-	-
New York U.	20	11	6	6	13	-	-	-	-	-	-	-	-
Oklahoma City	-	-	-	15	18	18	-	16	15	13	-	-	-
Oklahoma St.	13	13	-	-	-	-	-	16	-	-	-	-	-
Penn St.	-	-	-	-	-	-	-	14	17	13	-	-	-
St. Bonaventure	-	-	-	10	8	6	5	5	4	4	10	12	15
St. John's (N.Y.)	2	1	7	8	12	-	15	15	10	10	8	9	10
St. Louis	4	4	12	7	5	5	8	6	7	7	9	5	5
Seattle	-	-	-	-	-	-	-	-	-	16	-	18	-
Seton Hall	7	10	10	11	9	12	13	11	17	12	14	14	14
Siena	-	-	-	17	11	19	18	-	16	18	20	-	-
Stanford	16	-	13	-	-	-	-	-	-	-	-	-	-
Texas St.	-	-	-	-	-	-	-	-	-	-	-	-	20
Syracuse	-	-	20	19	14	-	-	-	-	-	-	-	-
TCU	-	-	-	-	15	12	-	-	-	-	-	-	-
UCLA	-	-	16	-	-	-	-	-	-	-	-	-	19
Utah	-	-	15	18	-	-	17	-	-	-	-	-	-
Vanderbilt	18	-	-	-	-	-	-	-	-	-	-	-	-
Villanova	15	18	14	-	-	-	-	-	-	-	-	19	-
Washington	6	8	3	3	6	8	6	9	8	8	6	6	6
West Virginia	-	-	-	-	11	10	9	10	12	14	12	10	9
Western Ky.	-	16	11	-	-	-	-	-	20	-	-	18	-
Wyoming	-	14	-	-	-	-	-	-	-	19	16	16	-

1952-53

	December			January				February				March		
	16	23	30	6	13	20	27	3	10	17	24	3	10	24
California	18	-	-	20	-	14	-	14	19	19	-	-	-	-
Colorado	-	18	-	-	-	-	-	-	-	-	-	-	-	-
DePaul	-	-	14	-	-	-	10	7	7	14	15	-	-	19

	December			January				February				March			
	16	23	30	6	13	20	27	3	10	17	24	3	10	24	
Duke	-	-	-	-	-	-	-	-	-	18	-	-	-	-	
Duquesne	-	-	-	-	-	-	-	-	-	-	19	18	11	9	
Eastern Ky.	-	-	-	-	-	18	15	-	-	-	20	17	-	-	
Fordham	-	-	-	8	7	10	7	13	16	-	-	-	-	-	
Georgetown	-	-	-	-	20	-	-	-	-	-	-	-	-	-	
Holy Cross	8	4	6	14	17	-	-	17	-	-	-	20	-	13	
Idaho	-	20	-	18	-	-	-	-	-	-	-	-	-	-	
Illinois	3	2	4	4	4	6	6	6	5	5	10	10	13	11	
Indiana	19	15	12	7	6	2	2	2	2	2	2	1	1	1	
Kansas	20	-	-	-	15	9	14	18	14	10	5	6	5	3	
Kansas St.	2	5	1	1	1	4	5	5	10	8	9	8	8	12	
La Salle	1	1	3	3	3	5	4	4	4	4	4	2	3	6	
LSU	10	8	17	11	14	14	11	10	8	6	6	5	7	5	
Louisville	-	-	-	-	-	-	-	-	17	16	18	14	14	-	
Manhattan	-	-	-	-	20	19	-	19	15	13	16	-	20	-	
Miami (Ohio)	-	-	-	-	-	-	-	-	-	-	12	16	-	-	
Minnesota	16	17	9	19	-	19	-	-	-	-	-	-	-	-	
Missouri St.	-	-	-	-	-	-	-	-	-	-	-	-	-	20	
Murray St.	-	-	-	-	-	-	-	-	-	17	-	-	-	-	
Navy	20	13	-	15	-	16	-	-	-	-	-	18	19	-	
Niagara	-	-	-	-	-	-	-	20	17	-	-	-	-	-	
North Carolina	-	-	-	-	-	18	-	12	-	-	-	-	-	-	
North Carolina St.	6	6	11	9	8	8	12	15	12	15	13	12	18	18	
Notre Dame	-	-	-	7	11	19	-	13	11	16	17	-	17	13	10
Oklahoma City	13	19	16	-	18	17	-	16	13	12	11	11	10	-	
Oklahoma St.	5	9	7	5	9	7	8	9	6	7	7	7	6	8	
St. Bonaventure	14	12	15	-	-	-	-	-	-	-	-	-	-	-	
St. John's (N.Y.)	-	-	-	-	-	-	-	-	-	-	-	-	20	7	
St. Louis	17	-	-	-	-	-	-	-	-	-	-	-	-	-	
Santa Clara	-	-	-	-	-	-	-	-	-	-	-	-	16	-	
Seattle	-	15	13	16	16	13	13	11	11	11	14	15	14	14	
Seton Hall	4	3	2	2	2	1	1	1	1	1	1	3	4	2	
Southern California	-	-	-	-	12	12	-	-	-	-	-	-	-	-	
Toledo	-	-	-	-	-	18	-	-	-	-	-	-	-	-	
Tulsa	15	14	8	17	13	11	20	-	19	-	-	-	-	-	
UCLA	12	20	-	-	19	-	-	-	-	-	-	-	-	-	
Villanova	-	-	-	-	-	-	-	-	19	-	-	-	-	-	
Wake Forest	-	-	-	-	-	-	-	-	-	-	-	-	12	15	
Washington	9	7	5	6	5	3	3	3	3	3	3	4	2	4	
Wayne St. (Mich.)	-	-	-	-	20	-	-	-	-	-	-	-	-	-	
Western Ky.	11	10	10	10	10	12	9	8	9	9	8	9	9	17	
Wyoming	-	-	-	-	-	-	-	-	-	-	-	-	16	-	

1953-54

	December				January				February				March		
	8	15	22	29	5	12	19	26	2	9	16	23	2	9	23
Bradley	-	-	-	-	-	-	-	-	-	18	-	-	-	-	7
Brigham Young	-	-	-	19	-	-	-	-	-	-	-	-	-	-	-
California	17	15	-	-	-	15	14	15	14	-	-	-	-	-	-
Colorado A&M	-	-	-	-	-	18	-	-	-	19	18	-	19	-	-
Connecticut	-	-	-	-	-	-	18	-	-	-	-	-	19	-	-
Dayton	15	-	16	-	14	17	-	18	-	17	16	14	15	-	-
Duke	-	13	-	-	8	9	13	20	8	15	10	11	1		

	December 8 15 22 29	January 5 12 19 26	February 2 9 16 23	March 2 9 23
UCLA.....	- 17 13 14	- - - -	- - - 19	- - - -
Vanderbilt.....	- - 20 20	19 - - -	- - - -	- - - -
Western Ky.....	11 10 6 7	5 5 4 4	4 5 4 4	3 4 8
Wichita St.....	- - - -	- 11 11 16	14 18 15 14	12 20 -
Wisconsin.....	- - 18 -	- - - -	- - - -	- - - -
Wyoming.....	14 - - 20	- - - -	- - - -	- - - -

1954-55

	December 7 14 21 28	January 4 11 18 25	February 1 8 15 22	March 1 8
Alabama.....	- - 19 12	20 16 12 14	13 13 17 12	11 12
Auburn.....	- - - -	- 20 - -	- - - -	- - - -
Cincinnati.....	- - - -	- - - -	- 17 12 17	- - - -
Colorado.....	- - - -	- - - -	- - - -	- 15
Dayton.....	7 5 6 4	10 12 18 15	15 16 13 11	10 9
Duke.....	17 - - 18	17 - - -	- - - -	- - - -
Duquesne.....	3 9 9 8	2 3 5 4	4 4 4 4	8 6
George Washington.....	- 11 8 9	6 8 9 6	7 6 5 10	13 14
Holy Cross.....	5 19 - -	- - 16 13	14 - - -	- - - -
Illinois.....	14 3 3 6	12 7 7 10	10 10 14 13	17 18
Indiana.....	6 7 - -	- - - -	- - - -	- - - -
Iowa.....	4 13 20 19	14 19 19 19	- 15 15 16	12 5
Kansas.....	- - 20 16	- - - -	- - - -	- - - -
Kentucky.....	2 2 1 1	1 1 1 1	1 2 2 2	2 2
La Salle.....	1 1 4 3	4 4 4 5	3 3 3 3	3 3
Louisville.....	- 12 14 13	16 20 - -	- - - -	- - - -
Marquette.....	- - - -	- - 15 11	9 9 6 5	4 8
Maryland.....	- - - -	11 11 6 8	12 11 11 17	18 -
Memphis.....	- - - -	- - - -	- - 15	19 -
Minnesota.....	- - - 11	13 14 14	11 12 8 7	6 11
Missouri.....	- 6 7 -	9 6 8 12	17 14 - 20	20 -
Niagara.....	8 10 10 10	15 15 20 20	16 - - -	- - - -
North Carolina St.....	10 4 5 2	3 2 2 3	6 7 7 6	5 4
Northwestern.....	- - - -	- - 16	- - - -	- - - -
Notre Dame.....	9 20 - -	20 - - -	- - - -	- - - -
Ohio St.....	- 14 11 20	- - - -	- - - -	- - - -
Oklahoma St.....	11 - - -	- - - -	- - - -	- - - -
Oregon St.....	- - - -	- - - -	19 18 16	14 10
Penn.....	- - 16 17	19 - - -	- - - -	- - - -
Penn St.....	19 - - -	- - - -	- - - -	- - - -
Purdue.....	- - - -	- 17 - -	- - - -	- - - -
Richmond.....	- - - -	- 13 13 17	- - - -	- - - -
St. John's (N.Y.).....	- 16 - -	- - - -	- - - -	- - - -
St. Louis.....	12 - - -	- - - -	- - - -	- 20
San Francisco.....	- - 17 5	5 5 3 2	2 1 1 1	1 1
Seton Hall.....	- - - -	- 20 - -	- - - -	- - - -
Southern California.....	- - 13 14	- 18 - -	- - - -	- - - -
Tennessee.....	- - - -	- - - -	- - 18	- - - -
TCU.....	- - - -	- - 20	- - - -	- - - -
Tulsa.....	- - - -	- - - -	- - 19 19	15 16
UCLA.....	13 8 17 15	7 10 10 9	8 8 9 9	9 13
Utah.....	16 15 2 7	8 9 10 7	5 5 10 8	7 7
Vanderbilt.....	- - - -	- - 17 18	20 20 20 14	16 17
Villanova.....	- - - -	17 - - -	17 19 - -	- - - -
Wake Forest.....	17 17 - -	- - - -	- - - -	- - - -
West Virginia.....	- - 12 -	- - - -	- - - -	- 19
Western Ky.....	20 - - -	- - - -	- - - -	- - - -
Wichita St.....	15 17 14 -	- - - -	- - - -	- - - -

1955-56

	December 6 13 20 27	January 3 10 17 24 31	February 7 14 21 28	March 6
Alabama.....	6 5 16 19	17 19 13 12 12	10 8 7 4	4
Brigham Young.....	10 8 5 20	- - - -	- - - -	- - - -
Cincinnati.....	- 14 - -	20 - - 14	20 - - -	- - - -
Dayton.....	7 7 4 2	3 2 2 2 2	2 2 4 3	3
Duke.....	- - 14 8	11 6 7 10 10	8 11 11 11	19
Duquesne.....	9 6 20 -	- - - -	- - - -	- - - -
George Washington.....	13 13 11 12	7 14 - - -	19 - 19 -	- - - -
Holy Cross.....	11 10 7 14	14 11 12 11 14	13 16 17 15	12
Houston.....	- - - -	- - - -	- 18 14 18	17
Illinois.....	8 - 17 9	9 8 6 5 6	6 3 2 2	7
Indiana.....	- 19 18 -	13 12 - - -	- - - -	- - - -
Iowa.....	4 4 10 6	- - 20 13 19	17 15 13 10	5
Iowa St.....	- - - -	8 15 - - -	- - 20 -	- - - -
Kansas.....	- 18 - -	- - - -	- - - -	- - - -
Kansas St.....	- - - -	- - - -	- - - 17	- - - -
Kentucky.....	2 12 9 13	6 5 4 3 8	7 7 8 12	9
La Salle.....	18 - - -	- - - -	- - - -	- - - -
Louisville.....	- - - 11	- 13 10 9 5	5 4 3 6	6
Marquette.....	14 - 13 -	- - - -	- - - -	- - - -
Marshall.....	- - - -	- - - 18	- - - -	- - - -
Memphis.....	- - 18 -	12 17 15 19 16	- 19 - -	- - - -
Michigan St.....	- - - 16	20 - - -	- - - -	- - - -
Minnesota.....	20 - - -	- - - -	- - - -	- - - -

	December 6 13 20 27	January 3 10 17 24 31	February 7 14 21 28	March 6
North Carolina.....	- 16 6 4	5 9 9 8 9	12 10 9 8	15
North Carolina St.....	3 2 2 3	2 3 3 4 4	4 5 6 5	2
Ohio St.....	16 - - 15	10 7 11 - -	- - - -	- - - -
Oklahoma City.....	12 20 15 10	- 16 14 16 15	14 14 18 16	16
Oklahoma St.....	- - - -	- 20 - 20	- - - -	- - - -
Rice.....	- - - 17	18 - - -	- - - -	- - - -
St. Francis (N.Y.).....	- - - -	- - 15 13	16 13 16	- - - -
St. Louis.....	- 17 - -	- - 17 17 11	11 17 - 19	- - - -
San Francisco.....	1 1 1 1	1 1 1 1 1	1 1 1 1 1	1
Southern Methodist.....	- - - -	- - 19 18 17	15 12 12 9	8
Stanford.....	19 - - -	- - - -	- - - -	- - - -
Temple.....	- 11 12 17	16 10 8 6 7	9 9 10 14	13
Tulsa.....	- - - -	15 - - -	- - - -	- - - -
UCLA.....	16 - - -	- - 18 - 20	18 20 15 13	10
Utah.....	5 3 3 7	- 20 16 -	- - - -	20
Vanderbilt.....	- 9 8 5	4 4 5 7 3	3 6 5 7	11
Wake Forest.....	- - - -	- 18 - -	- - - 20	18
West Virginia.....	14 15 - -	19 - - -	- - - -	14

1956-57

	December 11 18 26	January 2 8 15 22 29	February 5 12 19 26	March 5 12
Alabama.....	9 17 - -	- - - -	- - - -	- - - -
Bradley.....	- - - -	- - 12 10 10	8 5 5 7	13 19
California.....	- - - -	- - 19 19 15	19 12 15 -	14 13
Canisius.....	10 18 17	15 14 14 12	14 14 - -	- 20
Dayton.....	15 - - -	- - - -	- - - -	- - - -
Duke.....	- 13 9	- 15 16 15 19	- 17 16 -	- - - -
Idaho St.....	- - 20	- - - 17	20 - - 15	15 16
Illinois.....	7 5 6	5 10 8 9 7	15 16 - -	- - - -
Indiana.....	- - - -	- - - -	- 18 11 10	- - - -
Iowa St.....	17 14 14	7 7 9 3 8	9 9 9 16	17 -
Kansas.....	1 1 1	1 1 1 2 2	2 2 2 2	2 2
Kansas St.....	14 10 - -	- - - -	- 17 12 -	- - - -
Kentucky.....	3 7 3	3 3 4 5 4	3 3 3 3	3 3
Louisville.....	4 6 8	6 5 5 4 3	6 8 7 8	6 6
Manhattan.....	- - - -	13 - - -	- - - -	- - - -
Memphis.....	- - - -	20 - - -	16 - 20 19	19 12
Michigan St.....	- - - -	- - - -	- - - -	8 11
Minnesota.....	- - - -	- 19 - -	- - - -	- - - -
Mississippi St.....	- - - -	- - - -	- 19 20	18 15
Niagara.....	16 - - -	- - - -	- - - -	- - - -
North Carolina.....	6 3 2	2 2 2 1 1	1 1 1 1	1 1
North Carolina St.....	8 19 - -	- - - -	- - - -	- - - -
Notre Dame.....	- - - -	- - - -	- - - -	- 17
Ohio St.....	11 11 - -	- - 17 12 11	12 - - -	- - - -
Oklahoma City.....	18 15 11	17 11 13 16 16	13 13 13 18	10 9
Oklahoma St.....	19 12 10	11 12 19 - 20	- - 17	16 20
Purdue.....	- - - -	- - - -	17 - - -	- - - -
St. John's (N.Y.).....	- 15 - -	- - - -	- - - -	- - - -
St. Louis.....	- 9 5	16 17 - -	- 20 - 14	12 10
San Francisco.....	2 2 19	- - - -	- - - -	- - - -
Seattle.....	20 - 18	10 9 7 8 9	7 4 4 5	5 5
Southern Methodist.....	5 4 7	4 4 3 6 6	4 6 6 4	4 4
Tennessee.....	- 12	12 16 - -	- - - -	- - - -
Tulane.....	- - 16	- - 18 14	- - - -	- - - -
UCLA.....	- - - -	8 8 6 7 5	5 7 8 6	7 14
Vanderbilt.....	- - 12	9 6 10 13	18 18 10 9	9 8
Wake Forest.....	- - - -	18 13 11 11 13	10 11 12 13	20 18
West Virginia.....	13 8 4	19 18 15 17 18	11 10 14 11	11 7
West Va. Tech.....	- - - -	- - - -	- 15 18 -	- - - -
Western Ky.....	12 20 15	14 20 18 20	- - - -	- - - -

1957-58

	December 10 17 24 31	January 7 14 21 28	February 4 11 18 25	March 4 11
Arkansas.....	- - - -	- - 20 17	18 - - -	- - - -
Auburn.....	- - - -	- - - -	- - 20	16 16
Bradley.....	4 11 11 12	10 10 10 12	11 13 15 14	11 14
California.....	- - - -	- - 19	- - - -	- - - -
Cincinnati.....	19 4 5 5	7 5 4 3	3 3 2 3	3 2
Dartmouth.....	- - - -	- 19 18 19	20 - 19 -	- - - -
Dayton.....	- - - -	- - 17 16	14 14 11 10	8 11
Duke.....	- - - -	- - - -	13 8 7 6	6 10
Georgia Tech.....	- - - -	17 - - -	- - - -	- - - -
Illinois.....	- - - -	- - - -	- - - -	- 12
Indiana.....	- - - -	- - - -	- - - -	- - - -
Iowa St.....	- - 20 -	- - - -	- - - -	- - - -
Kansas.....	2 2 2 2	2 3 2 2	2 4 4 7	10 7
Kansas St.....	5 3 3 3	4 2 3 4	4 1 1 1	1 3
Kentucky.....	3 5 9 10	9 9 9 8	12 12 13 12	9 9
La Salle.....	- - - 20	- - - -	- - - -	- - - -
Maryland.....	- 6 6 7	11 8 6 9	8 9 14 17	17 6
Memphis.....	20 - - -	18 - - -	- - - -	- - - -

	December 6 13 20 27				January 3 10 17 24 31				February 7 14 21 28				March 6	
Michigan St.	7	9	8	8	14	18	15	15	15	19	12	15	12	17
Minnesota	11	10	-	-	-	-	-	-	-	-	-	-	-	-
Mississippi St.	-	18	10	9	5	11	14	14	17	18	18	16	15	15
North Carolina	1	1	4	4	3	6	8	7	7	11	16	9	13	13
North Carolina St.	12	20	13	11	13	20	12	10	9	10	9	11	14	20
Notre Dame	15	-	-	-	-	-	-	-	17	10	8	7	7	8
Oklahoma	-	-	-	-	14	-	-	-	20	-	-	-	-	-
Oklahoma St.	18	16	14	14	8	7	7	6	6	6	8	13	18	19
Oregon St.	-	17	-	18	15	16	-	20	-	-	-	-	-	-
Rice	16	14	-	-	-	-	-	-	-	-	-	-	-	-
Richmond	-	19	17	-	-	-	-	-	-	-	-	-	-	-
St. Bonaventure	-	-	-	-	-	-	-	-	-	-	-	-	20	-
St. John's (N.Y.)	-	-	19	17	16	15	13	13	-	-	-	-	-	-
St. Louis	9	-	18	-	-	-	-	-	-	-	-	-	-	-
San Francisco	6	7	7	6	6	4	5	5	5	5	5	4	4	4
Seattle	14	12	15	-	20	-	-	-	16	16	17	18	19	18
Syracuse	17	-	-	-	-	-	-	-	-	-	-	-	-	-
Temple	10	-	-	13	12	12	11	11	10	7	6	5	5	5
Tennessee	-	-	-	-	13	16	-	-	15	20	-	-	-	-
TCU	-	-	-	16	-	-	-	-	-	-	-	-	-	-
UCLA	13	13	-	-	-	-	-	-	-	-	-	-	-	-
Utah	-	15	12	15	19	-	-	-	-	-	-	-	-	-
West Virginia	8	8	1	1	1	1	1	1	1	2	3	2	2	1
Western Ky.	-	-	16	-	-	-	-	-	-	-	-	-	-	-
Wichita St.	-	-	-	-	20	17	19	18	-	-	-	-	-	-

1958-59

	December 9 16 23 30				January 6 13 20 27				February 3 10 17 24				March 2 9	
Auburn	12	13	8	9	6	5	5	4	4	4	2	6	7	8
Bradley	-	11	13	10	9	7	9	9	8	7	10	9	9	4
California	-	15	14	20	20	-	20	19	18	15	12	11	11	11
Cincinnati	1	1	2	2	7	6	6	5	5	5	6	4	3	5
Dayton	-	-	20	-	-	-	-	-	-	-	-	-	-	-
Illinois	-	-	-	-	20	-	18	-	-	-	-	-	-	-
Indiana	19	-	-	-	-	19	-	-	15	19	-	-	-	-
Kansas	7	-	-	-	-	-	-	-	-	-	-	-	-	-
Kansas St.	3	3	4	3	4	4	3	3	3	3	4	2	2	1
Kentucky	2	2	1	1	1	2	1	1	1	1	3	1	1	2
Louisville	-	-	-	-	-	-	17	-	-	-	-	-	-	-
Marquette	17	-	17	15	15	13	12	12	12	11	13	13	13	20
Memphis	-	-	18	-	-	-	-	-	-	-	-	-	-	-
Michigan St.	15	11	9	7	5	8	8	8	7	12	9	8	6	7
Mississippi St.	8	8	7	8	12	12	11	11	11	10	5	5	4	3
North Carolina	13	10	3	4	3	3	2	2	2	2	1	3	5	9
North Carolina St.	5	4	6	5	2	1	4	6	6	6	6	7	10	6
Northwestern	10	6	12	6	8	11	18	-	-	-	-	-	-	-
Notre Dame	11	-	-	-	-	-	-	-	-	-	-	-	-	-
Oklahoma City	-	-	-	17	13	17	15	14	13	14	18	15	14	17
Oklahoma St.	20	-	-	-	-	-	-	-	-	-	-	-	-	-
Pittsburgh	-	18	-	-	-	-	-	-	-	-	-	-	-	-
Portland	-	-	-	-	18	17	-	-	-	-	19	-	-	-
Purdue	-	-	-	18	-	-	-	-	20	20	-	-	-	-
St. Bonaventure	-	-	-	-	14	13	16	18	18	14	18	19	19	19
St. John's (N.Y.)	20	-	-	13	10	9	7	7	15	19	-	17	18	-
St. Joseph's	-	14	-	12	-	-	-	-	20	-	-	-	20	14
St. Louis	9	17	16	16	14	15	14	15	9	8	8	11	12	12
St. Mary's (Cal.)	14	-	-	-	-	-	-	-	-	-	-	20	17	15
Seattle	-	16	-	-	16	16	16	13	14	13	12	16	-	13
Southern Methodist	18	20	-	-	-	-	-	-	-	-	-	-	-	-
Tennessee	6	5	11	14	17	-	-	-	-	-	-	-	-	-
Texas A&M	-	-	-	-	19	-	-	-	-	-	-	-	-	-
TCU	-	-	-	19	-	-	-	19	17	16	16	14	15	16
UCLA	-	19	-	-	-	-	-	-	-	-	-	-	-	-
Utah	-	-	-	-	-	20	-	-	16	17	17	-	16	18
Villanova	-	-	15	-	18	-	19	-	-	-	-	-	-	-
Washington	-	-	19	-	-	-	-	-	-	-	-	-	-	-
West Virginia	4	7	5	11	11	10	10	10	10	9	11	10	8	10
Xavier	16	9	10	-	-	-	-	-	-	-	-	-	-	-

1959-60

	December 22 29				January 5 12 19 26				February 2 9 16 23				March 1 8	
Auburn	-	-	-	-	-	-	-	-	17	17	13	11	11	
Bradley	5	9	-	-	4	4	2	2	2	2	2	3	4	4
California	4	3	-	-	2	2	3	3	3	3	3	4	3	2
Cincinnati	1	1	-	-	1	1	1	1	1	1	1	1	1	1
Dayton	-	-	-	-	-	19	19	13	15	-	-	-	-	-
DePaul	-	20	-	-	-	-	-	-	-	-	-	-	-	-
Detroit	17	11	-	-	15	20	20	14	14	19	-	-	-	-
Duke	16	18	-	-	-	-	-	-	-	-	-	-	-	18
Georgia Tech	8	10	-	-	6	6	6	6	6	6	6	6	7	13
Holy Cross	-	-	-	-	-	-	-	-	16	13	17	20	16	16

	December 22 29		January 5 12 19 26				February 2 9 16 23				March 1 8		
Illinois	10	8	9	14	13	-	19	20	20	-	-	-	-
Indiana	9	7	11	-	-	-	-	-	-	20	-	12	7
Iowa	19	14	-	-	15	-	-	-	-	-	-	-	-
Kansas St.	-	-	-	-	-	-	15	-	-	-	-	-	-
Kentucky	13	13	-	17	16	15	-	-	-	-	-	-	-
La Salle	14	-	-	19	-	-	-	-	-	-	-	-	-
Miami (Fla.)	-	15	14	15	11	11	11	10	10	9	8	10	10
Michigan St.	11	-	-	-	-	-	-	-	-	-	-	-	-
New York U.	12	12	-	-	-	-	-	-	-	14	14	12	-
North Carolina	-	-	19	16	12	12	17	13	19	-	16	-	-
Ohio	-	-	-	-	-	-	-	-	18	-	-	-	-
Ohio St.	3	5	7	5	5	5	4	4	4	2	2	3	3
Providence	-	-	-	-	-	20	16	14	16	15	15	14	14
St. Bonaventure	-	-	-	-	-	-	19	-	14	10	9	9	9
St. John's (N.Y.)	-	-	-	-	-	-	-	-	15	11	19	20	20
St. Louis	7	6	12	11	18	16	18	18	-	16	13	15	15
Southern California	20	-	10	10	14	18	-	-	-	-	-	-	-
Texas A&M	18	-	13	8	10	10	10	12	11	18	-	-	-
Toledo	-	16	20	18	17	13	12	11	12	19	-	-	-
Utah	6	4	5	7	7	7	7	9	8	5	6	6	6
Utah St.	-	-	17	12	9	9	9	7	7	8	10	8	8
Villanova	15	17	16	9	8	8	8	8	9	12	17	17	17
Virginia Tech	-	-	-	-	-	17	-	-	-	-	-	-	-
Wake Forest	-	19	8	13	-	20	-	-	-	-	-	18	19
West Virginia	2	2	3	3	4	4	5	5	5	7	5	5	5
Western Ky.	-	-	18	-	-	-	-	-	-	-	-	-	-

1960-61

	December 13 20 27			January 3 10 17 24 31				February 7 14 21 28				March 7	
Auburn	11	9	9	10	-	-	-	-	-	-	-	-	-
Bradley	2	2	2	2	3	3	3	4	5	4	4	6	6
Cincinnati	-	-	-	-	-	-	-	5	4	3	3	2	2
Colorado	-	15	-	-	-	-	-	-	-	-	-	-	-
Dayton	20	-	-	-	-	-	-	-	-	-	-	-	-
DePaul	-	-	-	-	7	-	-	-	-	-	-	-	-
Detroit	3	8	13	-	-	-	-	-	-	-	-	-	-
Drake	-	20	14	-	-	-	-	-	-	-	-	-	-
Duke	8	7	6	8	8	8	5	4	3	3	6	9	10
Georgia Tech	15	-	-	-	-	-	-	-	-	-	-	-	-
Illinois	19	-	-	-	-	-	-	-	-	-	-	-	-
Indiana	4	4	4	-	-	-	-	-	-	-	-	-	-
Iowa	-	-	-	7	6	4	6	6	9	9	5	6	8
Kansas	16	20	-	-	-	-	-	-	-	-	-	-	-
Kansas St.	20	12	12	-	9	10	-	10	7	6	8	7	4
Kentucky	20	-	19	-	-	-	-	-	-	-	-	-	-
Louisville	9	5	5	4	4	5	8	8	10	-	-	-	-
Maryland	12	-	-	-	-	-	-	-	-	-	-	-	-
Memphis	-	-	19	-	-	-	-	-	-	-	-	-	-
North Carolina	5	10	11	6	7	6	4	5	6	7	7	5	5
North Carolina St.	10	10	10	-	-	-	-	-	-	-	-	-	-
Ohio St.	1	1	1	1	1	1	1	1	1	1	1	1	1
Providence	-	13	15	-	-	-	-	-	-	-	-	-	-
Purdue	-	-	-	-	-	10	-	-	-	-	-	-	-
St. Bonaventure	6	3	3	3	3	2	2	2	2	2	2	2	3
St. John's (N.Y.)	7	6	7	5	5	9	7	7	-	-	-	-	-
St. Louis	-	16	8										

PS	December 19 26	January 2 9 16 23 30	February 6 13 20 27	March 6 13
St. Bonaventure...	9	-	-	-
St. John's (N.Y.)...	9	-	-	-
Seattle.....	10	-	-	-
Southern California	4 6 4	6 4 6 5 5	-	-
Utah.....	-	-	-10	7 7
Villanova.....	-	5 6	-	-
Wake Forest.....	3	-	-	-
West Virginia.....	5 7	-	-	-
Wichita St.....	-	8	-	-

1962-63

PS	December 4 11 18 25	January 1 8 15 22 29	February 5 12 19 26	March 5 12
Arizona St.....	-	6 4 3 4 5 5	5 5 4 4	4 4
Auburn.....	-	10	9	-
Cincinnati.....	1	1 1 1 1	1 1 1 1	1 1
Colorado.....	-	8 6	8 7 7	10
Duke.....	2	2 2 2 8	7 6 5 4 3	3 3 2 2 2 2
Georgia Tech.....	-	7 6 7 6	6 10	10
Illinois.....	8	10 8 4	3 5 3 3 4	4 4 6 6 8 8
Indiana.....	8	-	-	-
Kentucky.....	3	9 9 5 6	-	-
Loyola (Ill.).....	4	4 4 4 3	2 2 2 2 2	2 2 3 3 5 3
Mississippi St.....	6	5 5 5 10	9 9	8 6 8 7 7 6
New York U.....	-	-	-	10 9 9
North Carolina.....	-	10	-	-
Ohio St.....	-	3 3 2	5 4 8	9 5 5 3 7
Oregon St.....	7	7 9	-	10 9
Providence.....	-	-	-	10
St. Bonaventure...	9	-	-	-
Seattle.....	-	10	-	-
Southern California	-	7	-	-
Stanford.....	-	9	-	9
UCLA.....	-	9	-	-
West Virginia.....	5	3 6 7	9 6	-
Wichita St.....	10	10	8 8 7 8 10	9 7 8 6 5
Wisconsin.....	10	6 7	-	-

1963-64

PS	December 10 17 24 31	January 7 14 21 28	February 4 11 18 25	March 3 10
Arizona St.....	6	4	-	-
Cincinnati.....	3	6 4 5 4	8 8	-
Davidson.....	-	10 7 7	5 5 4 3	5 4 8 7 10 10
DePaul.....	-	-	9 9	10 10 9 9 8 9
Drake.....	-	-	-	10
Duke.....	4	3 5 8 9	9 10 8 8	7 5 4 4 4 3
Kansas.....	-	10	-	-
Kentucky.....	9	5 2 2 1	2 4 5 4	3 3 3 2 3 4
Loyola (Ill.).....	1	1 1 1 3	3 2 3 10	9 - 10 9 8
Michigan.....	8	7 3 3 5	4 3 2 2	2 2 2 3 2 2
New York U.....	2	2 7 10	-	-
Ohio St.....	7	8	-	-
Oregon St.....	10	9 9 8	6 7 10	9 7 6 6 6
Toledo.....	-	9	-	-
UCLA.....	-	6 4 2	1 1 1 1	1 1 1 1 1 1
Vanderbilt.....	-	8 6 6	7 6 6 5	8 7 -
Villanova.....	-	-	10 9 7 6	6 8 5 8 7 7
Wichita St.....	5	-	10 7	4 6 6 5 5 5

1964-65

PS	December 8 15 22 29	January 5 12 19 26	February 2 9 16 23	March 2 9
Bradley.....	14	-	-	-
Brigham Young...	19	-	-	10 9
Davidson.....	4	-	10 8 7 6	5 5 5 6 7 6
DePaul.....	20	-	-	-
Duke.....	5	8 6 6 8	6 10 10 10	6 6 6 5 8 10
Illinois.....	-	7 6	-	10
Indiana.....	-	8 7	2 5 5 9	7 8 7 7
Kansas.....	18	-	-	-
Kansas St.....	8	-	-	-
Kentucky.....	11	9 8	-	-
Michigan.....	1	1 2 1 1	3 2 2 2	1 1 1 1 1 1
Minnesota.....	11	6 4 3 3	-	9 8 6 7
New Mexico.....	-	-	-	10
North Carolina...	13	-	-	-
Notre Dame.....	17	-	-	-
Providence.....	-	-	9 6 6 4	4 4 4 4 4 4
St. John's (N.Y.)...	10	10 7	7 7 8 7	-
St. Joseph's.....	-	-	4 4 3 3	3 3 3 3 3 3
St. Louis.....	-	4 10 9 9	-	-
San Francisco.....	9	5 3 5 5	8 9 9 8	10
Seattle.....	15	-	-	-
Syracuse.....	7	-	-	-

PS	December 8 15 22 29	January 5 12 19 26	February 2 9 16 23	March 2 9
Tennessee.....	-	-	8	-
UCLA.....	2	7 5 4 4	1 1 1 1	2 2 2 2 2 2
Vanderbilt.....	6	3 9	-	9 7 9 5 5
Villanova.....	16	-	-	9 8
Wichita St.....	3	2 1 2 2	5 3 4 5	8 9 10

1965-66

PS	December 7 14 21 28	January 4 11 18 25	February 1 8 15 22	March 1 8
Bradley.....	9	9 9 5 3	5 5 7	-
Brigham Young...	-	-	6	-
Cincinnati.....	3	6 1 1 1	1 1 1 1	10 7
Duke.....	-	9 4	7	-
Iowa.....	-	-	-	-
Kansas.....	8	7 4	-	10 6 9 7 7 7 6 6 4
Kansas St.....	10	-	-	-
Kentucky.....	-	10 5	2 2 2 2	2 1 1 1 1 1
Loyola (Ill.).....	-	-	9 7	5 3 4 4 4 6
Michigan.....	2	2 3 3 7	-	9 10 10 10 - 9
Minnesota.....	7	5 6 6 9	-	-
Nebraska.....	-	-	-	9 9 8 9
Providence.....	6	8 7 7 10	6 6 4 3	4 6 6 9 8
St. Joseph's.....	4	3 2 2 8	4 4 3 5	8 8 8 7 7 5
South Carolina...	-	10	-	-
UTEP.....	-	-	9 8 8 6	6 4 3 3 2 3
UCLA.....	1	1 8	10 9 10 10	-
Vanderbilt.....	5	4 5 4 2	3 3 5 4	3 5 5 5 5 8
Western Ky.....	-	-	-	10
Wichita St.....	-	10 8	-	-

1966-67

PS	December 6 13 20 27	January 3 10 17 24 31	February 7 14 21 28	March 7
Boston College....	-	-	10	10 9
Bradley.....	-	10	-	-
Brigham Young...	9 7	-	-	-
Cincinnati.....	10	10 10 7 7	8	-
Duke.....	4	7	-	-
Florida.....	-	-	10 8	-
Houston.....	7	5 9 8 6	5 4 3 3 6	5 7 7 7 7
Kansas.....	-	9	9 8 7 7 7	7 6 4 4 3
Kentucky.....	3	3 4	-	-
Louisville.....	5	4 3 2 2	2 2 2 4 3	3 2 2 2 2
Michigan St.....	-	8 5 10	-	-
Mississippi St.....	-	10	-	-
New Mexico.....	6	6 5 6 5	4 3 9	-
North Carolina...	9	8 6 3 3	3 5 4 2 2	2 4 5 3 4
Princeton.....	-	-	7 5 5 5	4 3 6 5 5
Providence.....	-	-	7 9 10 10 10	9 - - -
St. John's (N.Y.)...	-	8	-	-
Syracuse.....	-	-	-	10 8 -
Tennessee.....	-	-	-	9 8 8
UTEP.....	2	2 2 4 4	6 6 6 6 4	8 8 10 9 10
UCLA.....	1	1 1 1 1	1 1 1 1 1	1 1 1 1 1
Vanderbilt.....	-	10 9	-	9 9 -
Western Ky.....	8	-	8 8	6 5 3 6 6

1967-68

PS	December 5 12 19 26	January 2 9 16 23 30	February 6 13 20 27	March 5 12
Boston College....	7	10 6 8 10	-	-
Bradley.....	-	10	-	-
Columbia.....	-	-	10 10 8 8	7 6 6 6 8 7
Davidson.....	10	8 6 8	-	10 8
Dayton.....	6	6	-	-
Duke.....	-	-	-	9 10 8 10 6 10
Houston.....	2	2 2 2 2	2 2 2 1 1	1 1 1 1 1 1
Indiana.....	-	9 5 3	-	-
Kansas.....	5	4	-	-
Kentucky.....	-	9 4 7 6	5 4 8 9 10	8 8 5 5 4 5
Louisville.....	3	3 5	-	9 9 9
Marquette.....	-	-	-	10 8
New Mexico.....	-	-	10 9 6 4 4	6 5 7 7 7 6
New Mexico St.....	-	-	-	10
North Carolina...	4	5 7 4 5	3 3 3 3 3	3 3 3 3 5 4
Oklahoma City....	-	-	8	-
Princeton.....	8	10	-	-
Purdue.....	-	7	-	-
St. Bonaventure...	-	-	9 7 7 5 5	4 4 4 4 3 3
Tennessee.....	-	9 4	6 5 4 6 6	5 7 - -
UCLA.....	1	1 1 1 1	1 1 1 2 2	2 2 2 2 2 2
Utah.....	-	-	7 6 5 10	-
Vanderbilt.....	9	8 3 3 9	4 8 9 7 7	9 9 9 -

1968-69

Table with columns for PS, December (3, 10, 17, 24, 31), January (7, 14, 21, 28), February (4, 11, 18, 25), and March (4). Rows list various colleges like Baylor, Boston College, California, etc.

1969-70

Table with columns for PS, December (9, 16, 23, 30), January (6, 13, 20, 27), February (3, 10, 17, 24), and March (3, 10). Rows list various colleges like Cincinnati, Colorado, Columbia, etc.

1970-71

Table with columns for PS, December (8, 15, 22, 29), January (5, 12, 19, 26), February (2, 9, 16, 23), and March (2, 9, 16). Rows list various colleges like Army, Brigham Young, Drake, etc.

1971-72

Table with columns for PS, December (7, 14, 21, 28), January (4, 11, 18, 25), February (8, 15, 22, 29), and March (7, 14). Rows list various colleges like Arizona St., Brigham Young, Duquesne, etc.

1972-73

PS	December				January				February				March			
	5	12	19	26	2	9	16	23	30	6	13	20	27	6	13	
Alabama	-	-	-	18	14	14	11	9	6	10	17	18	-	-		
Arizona St.	-	-	-	-	-	-	-	-	-	-	-	-	-	16		
Austin Peay	-	-	-	-	-	-	-	-	-	-	-	-	-	19		
Brigham Young	12	-	17	15	14	15	-	-	-	-	20	-	-	-		
Florida St.	2	2	2	7	12	19	18	19	-	-	-	-	-	-		
Houston	15	20	16	14	13	10	10	12	11	11	11	7	9	8	7	13
Indiana	-	-	15	9	15	20	16	16	6	5	4	11	10	12	9	6
Jacksonville	-	-	-	-	-	15	15	13	15	16	13	20	18	16	-	-
Kansas St.	17	16	20	17	16	18	17	14	18	18	18	15	13	16	11	9
Kentucky	13	8	-	-	-	-	-	-	-	-	-	-	-	-	19	17
Long Beach St.	6	7	7	6	6	5	6	5	5	4	3	3	3	4	4	3
La-Lafayette	7	10	8	8	9	8	13	13	12	13	13	14	12	11	14	7
Louisville	20	-	-	-	-	20	20	-	-	-	-	-	-	-	-	-
Marquette	5	5	4	3	3	3	4	7	10	10	7	5	5	5	6	5
Maryland	3	3	3	2	2	2	2	3	4	3	9	10	8	9	10	8
Memphis	11	11	19	-	-	-	-	17	17	15	16	14	10	15	12	-
Michigan	19	18	18	-	-	-	-	-	-	-	-	-	-	-	-	-
Minnesota	4	4	5	5	5	6	8	6	8	9	5	4	4	3	3	10
Missouri	-	-	12	10	7	7	5	8	7	7	8	12	16	13	12	15
New Mexico	-	-	-	-	-	16	-	-	19	-	20	18	15	15	-	-
North Carolina	-	13	11	13	11	9	7	4	3	8	6	6	6	7	8	11
North Carolina St.	8	6	6	4	4	4	3	2	2	2	2	2	2	2	2	2
Ohio St.	10	15	-	-	-	-	-	-	-	-	-	-	-	-	-	-
Oklahoma	-	-	-	19	19	-	-	-	-	-	-	-	-	-	-	-
Oral Roberts	18	12	10	16	-	-	-	-	-	19	19	-	-	-	-	-
Penn.	9	9	9	11	8	17	-	-	-	-	-	-	-	-	18	-
Providence	-	19	14	18	17	13	11	9	14	12	12	8	7	6	5	4
Purdue	-	-	-	-	-	-	-	20	-	-	-	17	20	-	-	-
St. John's (N.Y.)	-	-	-	-	-	18	17	15	14	14	9	11	17	17	-	-
St. Joseph's	-	-	-	-	-	-	-	-	-	-	-	-	-	-	18	-
San Francisco	-	-	-	20	12	12	10	16	16	17	-	-	-	-	19	20
Santa Clara	-	-	-	20	-	-	-	-	-	-	-	-	-	-	-	-
South Carolina	16	-	-	-	-	-	-	-	-	-	-	-	-	19	-	-
Southern California	20	17	-	-	-	-	-	20	-	-	-	-	-	-	-	-
Syracuse	-	-	-	-	-	-	-	-	-	-	-	14	13	14	-	-
Tennessee	14	14	-	-	-	-	-	-	-	-	-	-	-	-	-	-
UCLA	1	1	1	1	1	1	1	1	1	1	1	1	1	1	1	1
Vanderbilt	-	-	13	12	10	11	9	18	-	-	-	-	-	-	-	-
Virginia Tech	-	-	-	-	-	-	-	-	-	-	19	19	-	-	-	-

1973-74

PS	December				January				February				March					
	4	11	18	25	2	8	15	22	29	5	12	19	26	5	12	19	27	
Alabama	18	18	13	10	13	7	12	10	9	8	8	8	8	7	12	11	13	14
Arizona	15	15	14	14	12	15	-	-	-	-	20	18	-	-	-	-	-	-
Arizona St.	-	-	-	-	-	-	-	20	-	-	-	-	-	-	-	-	-	-
Austin Peay	-	-	-	20	20	-	-	-	-	-	-	-	-	-	-	-	-	-
Centenary (La.)	-	-	-	-	-	-	-	18	-	-	-	-	-	-	-	-	-	-
Cincinnati	-	-	20	-	-	20	-	-	-	-	-	-	-	-	-	-	-	-
Creighton	-	-	-	-	-	-	-	-	-	-	17	15	16	19	19	-	-	-
Dayton	-	-	-	-	-	-	-	-	-	-	-	-	-	20	16	20	-	-
Hawaii	-	-	-	-	-	20	-	-	-	-	-	-	-	-	-	-	-	-
Houston	14	14	-	-	-	-	-	-	-	-	-	-	-	-	-	-	-	-
Indiana	3	3	3	7	7	8	13	12	11	12	12	12	10	9	13	10	11	9
Jacksonville	17	17	19	19	-	-	-	-	-	-	-	-	-	-	-	-	-	-
Kansas	13	-	-	-	-	-	-	18	17	16	16	15	15	14	6	7	-	-
Kansas St.	-	13	15	13	18	-	-	-	-	-	18	-	-	-	-	-	-	-
Kentucky	10	10	-	-	-	-	-	-	-	-	-	-	-	-	-	-	-	-
Long Beach St.	12	12	12	11	10	9	9	9	10	10	9	10	13	13	9	9	9	10
Louisville	9	9	9	8	8	13	11	16	14	15	15	18	20	20	18	16	-	-
Marquette	7	7	7	6	6	6	7	6	6	5	6	9	9	8	11	7	3	3
Maryland	4	4	4	2	2	3	3	4	5	6	7	6	5	5	4	4	4	4
Md.-East. Shore	-	-	-	-	-	-	-	-	-	20	-	-	-	-	-	-	-	-
Memphis	20	10	12	16	18	19	-	-	-	-	-	-	-	-	-	-	-	-
Michigan	-	-	-	-	-	18	14	15	20	16	15	19	17	16	12	7	6	-
Missouri	-	-	-	-	-	18	-	-	-	-	-	-	-	-	-	-	-	-
UNLV	19	19	-	19	15	16	-	-	-	-	-	-	-	-	-	-	-	-
New Mexico	-	-	-	17	12	8	15	19	17	-	-	19	17	17	20	-	-	-
North Carolina	5	5	5	4	4	5	5	4	4	4	4	6	4	6	8	10	12	-
North Carolina St.	2	2	2	5	5	5	4	3	2	2	2	2	1	1	1	1	1	1
Notre Dame	8	8	6	3	3	2	2	1	3	3	3	2	2	2	3	5	5	-
Oral Roberts	-	-	-	-	-	-	-	19	19	-	-	-	-	20	18	18	-	-
Penn.	16	16	11	-	-	-	-	-	-	-	-	-	-	-	-	-	-	-
Pittsburgh	-	-	-	-	-	17	16	13	10	7	7	11	14	13	15	16	-	-
Providence	6	6	8	9	9	14	10	7	8	9	11	11	11	12	8	5	8	8
Purdue	-	-	-	-	-	-	-	-	-	-	-	-	-	-	18	11	-	-
San Francisco	11	11	17	-	-	-	-	-	-	-	-	-	-	-	-	-	-	-
South Carolina	-	16	15	-	-	15	11	13	14	13	14	14	14	10	18	17	19	-
Southern California	-	20	16	14	11	17	13	12	11	14	13	12	10	7	15	14	17	-
Syracuse	-	18	18	15	19	-	-	-	-	-	-	-	-	-	-	-	-	-
UTEP	-	-	-	-	-	18	-	-	-	-	-	-	-	-	-	-	-	-
UCLA	1	1	1	1	1	1	1	1	2	1	1	1	3	3	3	2	2	2
Utah	-	-	-	-	-	-	-	-	-	-	19	17	-	-	-	-	-	-

PS	December				January				February				March					
	4	11	18	25	2	8	15	22	29	5	12	19	26	5	12	19	27	
Vanderbilt	-	-	-	17	11	10	6	8	7	7	5	5	4	6	5	6	11	13
Wisconsin	-	-	-	-	-	17	13	19	17	16	-	-	-	-	-	-	-	-

1974-75

PS	December				January				February				March				April		
	3	10	17	24	31	7	14	21	28	4	11	18	25	4	11	18	25	2	
Alabama	9	11	10	8	7	6	8	7	6	9	7	7	5	8	7	10	11	11	10
Arizona	19	18	17	13	10	14	10	13	13	15	17	19	15	19	19	-	-	-	-
Arizona St.	-	-	-	-	16	12	9	10	12	10	8	8	9	9	8	7	7	8	-
Auburn	-	-	-	-	-	-	-	-	-	20	14	-	-	-	-	-	-	-	-
Centenary (La.)	-	-	-	-	-	-	-	-	-	-	-	-	18	-	17	19	18	-	-
Cincinnati	-	-	-	-	-	-	-	-	-	-	-	-	-	-	17	12	12	13	-
Clemson	-	-	-	-	-	-	-	-	-	16	18	16	11	14	14	-	-	-	-
Creighton	-	-	-	-	-	-	-	-	-	18	20	14	13	13	-	-	-	-	-
Drake	-	-	-	-	-	-	-	-	-	-	-	-	-	-	-	14	16	16	-
Houston	-	20	-	-	-	-	-	-	-	-	-	-	-	-	-	-	-	-	-
Indiana	3	3	3	2	2	2	1	1	1	1	1	1	1	1	1	1	1	3	3
Kansas	6	7	9	18	-	-	-	18	20	-	-	-	-	-	-	-	-	-	-
Kansas St.	-	-	-	-	-	-	-	-	-	-	-	-	-	-	17	15	15	15	-
Kentucky	16	15	-	20	17	9	7	10	11	5	5	4	7	4	6	6	5	2	2
La Salle	-	-	-	-	-	-	14	11	9	7	13	17	-	-	-	-	-	-	-
Louisville	8	6	4	4	4	4	3	2	3	3	6	6	3	3	3	3	4	4	4
Marquette	5	8	7	6	14	13	13	12	13	11	9	9	6	5	5	10	10	11	11
Maryland	4	4	5	5	5	7	5	5	3	8	4	3	3	2	2	4	4	5	5
Memphis	15	16	14	11	16	19	-	-	-	-	-	-	-	-	-	-	-	-	-
Michigan	17	19	16	-</															

	December					January			February			March					
PS	2	9	16	23	30	6	13	20	27	3	10	17	24	2	9	16	
St. John's (N.Y.)..	-	-	-	18	17	15	14	12	9	14	12	17	16	14	16	17	-
San Francisco.....	15	12	12	14	14	19	20	-	-	-	-	-	-	-	-	-	-
Southern California	-	-	-	-	-	-	18	-	-	-	-	-	-	-	-	-	-
Syracuse.....	20	-	-	-	-	-	-	-	-	-	-	-	-	-	-	-	-
Tennessee.....	9	8	7	11	10	12	9	9	10	9	8	8	9	11	12	9	13
Texas A&M.....	-	-	-	-	-	-	-	-	-	-	-	-	-	20	19	-	-
Texas Tech.....	-	-	-	-	-	-	-	-	-	-	-	-	-	-	-	19	16
UCLA.....	2	5	5	6	4	4	3	8	6	12	9	6	5	9	7	6	5
Virginia.....	-	-	-	-	-	-	-	-	-	-	-	-	-	-	-	13	18
Virginia Tech.....	-	-	-	-	-	-	-	-	-	19	18	18	-	-	-	-	-
VMI.....	-	-	-	-	-	-	-	-	20	-	-	-	-	-	-	-	-
Wake Forest.....	-	-	-	-	-	-	7	5	14	-	-	-	-	-	-	-	-
Washington.....	-	20	15	12	13	13	8	6	8	6	6	9	11	8	10	11	-
West Tex. A&M..	-	-	-	-	-	-	-	19	19	20	-	-	-	-	-	-	-
Western Mich. ...	-	-	-	-	-	-	-	-	-	-	17	15	17	16	14	16	10
Wisconsin.....	-	-	-	-	-	-	-	18	-	-	-	-	-	-	-	-	-

1976-77

	Nov.	December				January			February			March					
PS	30	7	14	21	28	4	11	18	25	1	8	15	22	1	8	15	
Alabama.....	13	13	10	7	5	4	4	4	3	3	8	7	4	8	12	12	11
Arizona.....	10	11	9	8	14	13	11	10	16	16	19	18	17	20	17	20	-
Arkansas.....	-	-	-	19	18	17	18	16	17	15	14	13	11	6	7	8	18
Auburn.....	-	-	-	-	-	20	-	-	-	-	-	-	-	-	-	-	-
Charlotte.....	19	-	-	-	-	-	-	-	-	-	-	-	-	-	-	18	17
Cincinnati.....	12	12	8	6	4	5	2	3	2	12	12	12	10	14	14	11	-
Clemson.....	-	-	16	13	11	10	16	17	-	19	16	15	18	19	18	-	-
DePaul.....	18	18	19	-	-	-	-	-	-	-	20	19	15	16	15	17	12
Detroit.....	-	-	-	-	-	-	-	-	-	-	-	-	-	-	-	-	-
Indiana.....	5	4	13	16	-	-	-	-	-	-	-	-	-	-	-	-	-
Kansas St.	-	-	-	-	-	-	-	-	-	-	-	-	-	-	-	16	-
Kentucky.....	6	5	4	3	7	6	3	2	6	6	3	3	2	2	2	6	3
Louisville.....	9	7	14	17	13	14	14	13	12	11	9	6	8	10	10	14	19
Marquette.....	2	2	2	2	6	12	12	11	8	9	6	9	9	18	19	16	7
Maryland.....	8	16	17	14	15	16	15	14	13	-	-	-	-	-	-	-	-
Memphis.....	-	-	-	-	-	20	18	18	20	-	-	-	-	-	-	-	-
Michigan.....	1	1	1	1	1	1	5	6	5	2	7	5	5	3	3	1	1
Minnesota.....	-	-	-	20	15	13	9	11	13	10	8	12	13	9	9	13	-
Missouri.....	20	-	-	-	-	-	-	-	-	-	-	-	-	-	-	-	-
UNLV.....	7	6	5	12	12	11	9	8	7	5	4	10	6	4	5	5	4
North Carolina ..	3	9	12	11	10	9	6	5	4	4	13	14	13	9	6	4	5
North Carolina St.	15	-	-	-	-	-	-	-	-	-	-	-	-	-	-	-	-
Notre Dame.....	14	8	7	4	2	2	8	19	-	-	-	-	-	-	-	-	-
Oregon.....	-	-	-	-	-	-	20	-	-	-	-	-	-	17	-	-	-
Providence.....	-	-	-	-	-	-	17	15	15	14	15	16	16	12	8	13	-
Purdue.....	-	-	-	-	-	-	19	18	18	-	-	-	-	-	-	-	-
Rutgers.....	17	19	-	-	-	-	-	-	-	-	-	-	-	-	-	-	-
St. John's (N.Y.)..	-	-	20	-	-	-	-	-	-	-	-	-	-	-	-	-	-
San Francisco.....	11	10	6	5	3	3	1	1	1	1	1	1	1	1	1	3	8
Southern Ill.	-	17	18	18	-	-	-	-	-	-	-	-	-	-	-	-	-
Syracuse.....	-	-	20	15	17	18	19	20	17	17	17	20	15	13	10	6	-
Tennessee.....	16	15	15	19	-	-	14	7	11	11	14	7	11	7	15	2	-
UCLA.....	4	3	3	9	8	8	7	12	10	8	2	2	3	5	4	2	2
Utah.....	-	-	-	16	19	-	-	-	-	-	-	-	-	20	19	14	-
VMI.....	-	-	-	-	-	-	-	-	-	-	20	19	-	-	20	-	-
Wake Forest.....	-	14	11	10	9	7	10	7	9	10	5	4	7	11	16	-	9

1977-78

	Nov.	December				January			February			March					
PS	29	6	13	20	27	3	10	17	24	31	7	14	21	28	6	13	
Alabama.....	15	15	-	18	-	-	-	-	-	-	-	-	-	-	-	-	-
Arkansas.....	7	7	6	4	4	3	3	3	6	4	2	2	1	4	4	7	5
Cincinnati.....	9	8	7	6	12	11	12	19	-	-	-	-	-	-	-	-	-
DePaul.....	-	-	-	-	-	20	18	19	13	11	8	7	6	4	3	-	-
Detroit.....	19	19	17	16	15	20	-	-	-	-	17	19	16	16	19	18	-
Duke.....	-	-	-	-	-	-	17	11	17	20	13	15	8	7	-	-	-
Florida St.	-	-	-	18	-	-	17	15	16	14	12	11	13	15	-	-	-
Georgetown.....	-	-	-	20	17	19	16	14	-	18	18	17	-	-	-	-	-
Holy Cross.....	18	17	15	13	12	16	13	14	-	-	-	-	-	-	-	-	-
Houston.....	-	-	-	-	-	-	-	-	-	-	-	-	14	-	-	-	-
Illinois St.	-	-	-	-	-	-	20	19	15	15	15	13	17	-	-	-	-
Indiana.....	-	-	-	15	11	18	-	-	-	-	-	-	-	-	13	-	-
Indiana St.	-	-	11	7	6	6	6	6	4	13	-	-	-	-	-	-	-
Kansas.....	-	-	19	20	16	17	14	10	8	8	8	6	6	5	9	10	-
Kansas St.	-	-	19	-	-	-	-	-	-	-	-	-	-	-	-	-	-
Kentucky.....	2	1	1	1	1	1	1	1	1	1	1	3	2	1	1	1	1
Louisville.....	10	9	16	10	8	7	10	9	9	12	9	9	20	20	12	9	-
Marquette.....	3	4	4	3	2	5	4	4	2	2	3	2	1	3	3	8	-
Maryland.....	14	14	12	18	20	14	15	-	-	-	-	-	-	-	-	-	-
Miami (Ohio) ..	-	-	-	-	-	-	-	-	-	-	-	-	-	-	19	-	-
Michigan.....	13	13	9	15	-	-	-	-	-	-	-	-	-	-	-	-	-
Michigan St.	-	-	-	-	-	18	12	10	7	7	10	10	10	9	6	4	-
Minnesota.....	16	-	-	-	-	-	-	-	-	-	-	19	-	-	-	-	-
Nebraska.....	-	-	-	-	-	-	-	-	-	-	19	-	-	-	-	-	-

	Nov.	December			January			February			March						
PS	29	6	13	20	27	3	10	17	24	31	7	14	21	28	6	13	
UNLV.....	8	10	10	9	9	9	9	11	16	-	-	-	-	-	-	-	-
New Mexico.....	-	-	-	-	-	-	-	20	14	10	6	5	5	8	5	12	-
North Carolina ..	1	2	2	5	3	2	2	2	5	3	6	7	11	8	10	11	16
North Carolina St.	-	-	-	-	-	-	16	-	-	-	-	-	-	-	-	-	-
Notre Dame.....	4	3	3	2	5	4	5	5	7	5	4	4	7	9	7	10	6
Penn.....	-	-	-	-	-	-	-	-	-	-	-	-	-	-	-	20	-
Providence.....	-	-	20	14	14	13	17	14	12	9	16	20	13	11	18	-	-
Purdue.....	12	11	-	17	-	-	-	-	-	-	-	-	-	-	-	-	-
St. John's (N.Y.)..	20	16	13	-	-	-	-	-	-	-	-	-	-	-	-	-	-
San Francisco.....	5	5	8	11	11	19	19	-	-	20	-	-	-	-	-	20	11
Syracuse.....	11	12	18	12	10	10	8	8	11	10	18	18	16	17	14	18	-
Texas.....	-	-	-	-	-	-	-	15	15	12	12	12	14	12	16	17	-
UCLA.....	6	6	5	8	7	8	7	7	3	6	5	5	4	3	2	2	2
Utah.....	-	20	14	-	17	-	-	-	-	-	-	-	-	-	19	15	14
Virginia.....	-	-	-	19	16	13	15	13	18	11	13	17	-	-	-	-	-
Wake Forest.....	17	18	-	-	-	-	-	-	-	-	-	14	-	-	-	-	-

1978-79

	Nov.	December			January			February			March						
PS	28	5	12	19	26	3	9	16	23	30	6	13	20	27	6	13	
Alabama.....	19	-	-	-	-	-	-	18	18	15	16	20	-	-	-	-	-
Arkansas.....	-	-	-	-	20	14	10	11	15	14	14	11	10	9	7	5	-
DePaul.....	-	-	-	-	-	-	-	-	-	-	-	-	-	20	15	8	6
Detroit.....	-	-	-	-	-	-	-	-	-	-	-	18	16	18	17	-	-
Duke.....	1	1	1	1	1	1	5	7	8	7	3	3	5	6	5	6	11
Georgetown.....	-	-	20	16	14	15	12	14	10	11	17	18	16	17	16	11	-
Illinois.....	-	-	18	15	6	4											

	December				January				February			March		
PS	4	11	18	26	2	8	15	22	29	5	12	19	26	4
North Carolina St.	-	-	-	-	-	-	16	-	-	-	-	-	19	-
Notre Dame	5	4	4	4	3	7	7	8	8	8	9	12	10	14
Ohio St.	4	3	3	2	7	5	3	2	4	6	13	9	11	9
Oregon St.	17	15	14	19	18	14	9	4	2	2	4	4	6	6
Purdue	11	12	9	9	8	8	10	11	14	17	12	15	15	18
St. John's (N.Y.)	16	9	15	15	15	17	14	10	9	9	8	7	7	8
Syracuse	12	11	10	10	9	9	5	3	6	4	2	2	4	3
Tennessee	-	-	-	-	-	-	-	20	19	-	-	-	-	-
Texas A&M	14	-	-	-	-	-	-	-	-	-	-	-	-	-
UCLA	8	7	7	14	16	16	16	-	-	-	-	-	-	-
Virginia	13	13	13	12	14	13	8	12	17	13	18	-	-	-
Washington St.	-	-	-	-	-	-	-	-	-	-	-	-	20	-
Weber St.	-	-	-	-	-	-	-	18	15	17	17	16	16	17

1980-81

	December				January				February			March		
PS	2	9	16	23	30	6	13	20	27	3	10	17	24	3
Arizona St.	-	-	15	14	11	13	14	12	7	5	5	5	7	5
Arkansas	20	11	17	19	17	-	-	-	-	-	-	-	-	18
Brigham Young	18	19	19	18	20	19	17	15	18	15	16	15	17	15
Clemson	-	-	-	-	-	-	20	19	19	-	-	-	-	-
Connecticut	-	-	-	-	-	-	-	-	20	20	-	-	-	-
DePaul	2	1	1	1	1	1	1	4	T3	3	3	3	4	2
Georgetown	16	19	-	-	-	-	-	-	-	-	-	-	-	-
Illinois	-	-	-	17	18	16	12	18	15	-	18	17	15	14
Indiana	5	5	7	11	15	15	-	-	-	-	17	20	16	14
Iowa	14	12	16	16	14	14	11	14	9	13	15	14	12	8
Kansas	-	-	-	-	-	-	-	-	-	18	-	-	-	-
Kentucky	1	2	2	2	2	5	4	3	6	7	6	11	10	9
Lamar	-	-	-	-	-	-	-	-	-	-	-	-	19	-
LSU	12	15	11	10	10	10	9	6	5	4	4	4	2	3
Louisville	3	8	-	20	-	-	-	-	-	-	-	-	20	17
Maryland	4	4	4	9	9	9	8	10	10	14	13	19	20	17
Michigan	-	-	18	15	13	12	10	9	16	17	14	13	18	-
Minnesota	-	-	-	-	-	-	19	20	-	19	-	-	-	-
Missouri	11	17	14	-	-	-	-	-	-	-	-	-	-	-
North Carolina	13	10	10	8	6	6	16	17	17	12	11	10	13	11
Notre Dame	10	13	9	6	8	4	5	7	13	8	9	12	11	6
Ohio St.	9	9	8	7	-	-	-	-	-	-	-	-	-	6
Oregon St.	7	6	5	4	4	2	2	1	1	T1	2	2	2	1
St. John's (N.Y.)	17	16	-	-	-	-	-	-	-	-	-	-	-	1
South Ala.	-	-	-	16	17	-	15	13	11	16	20	18	-	-
Syracuse	19	18	20	-	-	-	-	-	-	-	-	-	-	-
Tennessee	-	-	-	-	-	18	13	11	8	11	10	9	8	10
Texas A&M	15	14	12	13	12	11	-	-	-	-	-	-	-	-
UCLA	6	3	3	3	3	7	7	8	12	10	12	8	6	13
Utah	-	-	-	19	20	-	18	16	14	9	7	6	9	7
Virginia	8	7	6	5	5	3	3	2	2	T1	1	1	1	3
Wake Forest	-	-	13	12	7	8	6	5	T3	6	8	7	5	12
Wichita St.	-	-	-	-	-	-	-	-	-	-	19	16	14	19
Wyoming	-	-	-	-	-	-	-	-	-	-	-	-	-	19

1981-82

	December				January				February			March		
PS	1	8	15	22	29	5	12	19	26	2	9	16	23	2
Alabama	20	17	16	14	12	12	16	13	16	13	8	10	19	17
UAB	14	11	9	16	19	-	-	-	-	-	-	-	-	20
Arkansas	18	13	11	9	6	5	11	9	15	12	14	8	17	15
Brigham Young	-	15	-	-	-	-	-	-	-	-	-	-	-	-
DePaul	8	7	7	7	13	8	5	4	4	4	4	3	3	2
Fresno St.	-	-	-	-	-	-	-	-	19	17	18	15	14	12
Georgetown	5	20	20	19	17	17	13	8	13	-	20	13	12	8
Georgia	16	-	-	-	-	-	-	-	-	-	-	-	-	-
Houston	-	-	-	18	18	-	14	10	19	-	-	-	-	-
Idaho	-	-	-	-	-	-	18	14	8	11	15	13	11	9
Indiana	12	12	10	13	11	11	-	-	-	-	-	20	-	-
Iowa	9	6	6	6	10	10	7	5	6	6	5	5	7	11
Kansas St.	-	-	-	-	-	-	-	18	14	T19	15	18	-	17
Kentucky	3	2	2	2	2	4	3	6	9	7	9	12	10	7
La-Lafayette	-	-	18	15	-	-	-	-	-	-	-	-	-	-
LSU	17	-	-	-	-	-	-	-	-	-	-	-	-	-
Louisville	4	3	3	3	8	14	12	17	17	-	-	-	-	20
Memphis	-	-	-	-	-	-	-	-	T19	14	12	10	-	13
Minnesota	10	10	8	8	5	9	6	11	5	10	6	9	8	13
Missouri	15	16	13	11	9	7	4	2	2	1	1	4	4	5
UNLV	-	18	15	-	-	-	-	-	-	-	-	-	-	-
North Carolina	1	1	1	1	1	1	1	1	1	2	2	2	2	2
North Carolina St.	-	-	-	-	20	-	15	12	14	17	-	-	-	-
Notre Dame	19	-	-	-	-	-	-	-	-	-	-	-	-	-
Oregon St.	-	-	19	20	16	15	17	15	12	8	10	6	5	4
St. John's (N.Y.)	-	-	-	-	-	-	20	-	-	-	-	-	-	-
San Francisco	-	14	12	10	7	6	8	7	11	9	7	17	16	16
Tennessee	-	-	-	-	-	-	-	20	15	16	-	-	-	19

	December				January				February			March		
PS	1	8	15	22	29	5	12	19	26	2	9	16	23	2
Texas	-	-	-	-	-	-	-	19	7	5	12	-	-	-
Tulsa	11	9	14	12	14	13	10	18	10	16	11	7	6	8
UCLA	2	8	17	17	15	16	19	-	-	-	-	-	20	19
Villanova	-	-	-	18	20	19	-	-	20	-	-	-	-	-
Virginia	7	5	5	5	4	3	2	3	3	3	3	1	1	1
Virginia Tech	-	-	-	-	-	-	-	20	-	-	-	-	-	-
Wake Forest	13	-	-	-	-	-	-	-	-	18	13	16	14	18
Washington	-	-	-	-	-	-	-	-	-	-	-	19	-	-
West Virginia	-	-	-	-	-	-	-	-	-	-	18	11	9	6
Wichita St.	6	4	4	4	3	2	9	16	-	-	-	-	-	-

1982-83

	December				January				February			March		
PS	30	7	14	21	28	4	11	18	25	1	8	15	22	1
Alabama	12	13	11	10	8	6	5	10	-	-	-	-	-	-
Arkansas	17	16	15	13	12	11	10	7	4	12	9	8	7	6
Auburn	-	-	-	-	-	-	-	-	20	-	-	-	-	5
Boston College	-	-	-	-	-	-	-	-	-	-	-	18	19	15
Chattanooga	-	-	-	-	-	-	-	-	-	-	-	-	-	19
Georgetown	2	2	3	T5	11	10	17	-	19	15	14	14	14	18
Georgia	-	-	-	-	-	-	-	-	-	-	19	-	-	-
Houston	14	11	9	14	19	18	19	16	14	9	8	6	4	2
Illinois St.	-	-	-	-	-	-	-	-	17	-	16	17	-	-
Indiana	9	8	6	T5	5	1	1	4	2	2	6	4	2	4
Iowa	11	10	7	7	10	9	8	12	10	14	13	20	16	17
Kentucky	4	3	2	2	2	3	3	6	11	10	15	13	11	10
Louisville	8	7	13	12	14	13	13	9	9	8	12	11	9	5
Marquette	18	17	16											

	Nov. PS	December 6 13 20 27	January 3 10 17 24 31	February 7 14 21 28	March 6 13
Syracuse.....	-	-	-	20 13	19 16 16 16 - 18
Temple.....	-	-	-	-	20 17 18 15 20
UTEP.....	-	-	20 18 16 10	8 5 8 7	7 10 9 8 9 9
Tulsa.....	-	-	-	20 13 12 11	12 12 10 9 12 12
UCLA.....	9 9	7 15 9 7	6 6 9 15 20	-	-
Virginia.....	-	-	20	19	-
Va. C'wealth.....	20	-	-	-	-
Wake Forest.....	-	-	19 17 10	8 12 12 17 15	14 13 15 17 19 19
Washington.....	-	-	-	-	17 15 18 13 13 15
Wichita St.....	18	14	-	-	-

1984-85

	Nov. PS	December 4 11 18 25	January 1 8 15 22 29	February 5 12 19 26	March 5 12
UAB.....	13	18 17	-	-	20 19
Arizona.....	-	-	-	-	19
Arkansas.....	16	17	-	-	-
Boston College.....	-	-	-	12 15	-
DePaul.....	3	2	2 2 5 9 10 13 10	7 13 18	-
Duke.....	6	4	4 3 2 2 2 2 2 5 6	5 7 6 5 7 10	-
Georgetown.....	1	1	1 1 1 1 1 1 1 1 2	2 2 2 2 1 1	-
Georgia.....	-	-	-	-	18 14 17 19
Georgia Tech.....	20	18	15 12 13 10	8 9 17 16 8 10	6 8 10 9 6
Illinois.....	2	7	7 6 4 8 6 15 11	6 5 9 17 16 18	14 12
Indiana.....	4	12	11 16 16 15 12 11	8 13	-
Iowa.....	-	-	-	19	12 11 14
Kansas.....	19	20	19 18 15 12 11 10	9 15 19 13 10 15	11 10 13
Kentucky.....	18	-	-	-	-
LSU.....	14	16	13 19 19 18 14	-	19 20
Louisiana Tech.....	-	-	20 19 18 14 12 12 15	14 12 10	7 8 8
Louisville.....	17	6	6 14 12 20	-	-
Loyola (Ill.).....	-	-	-	-	20 16 14
Maryland.....	-	-	-	19	17 20 20
Memphis.....	8	5	5 5 3 3 3 6 5 4 3	3 5 4 4 5 5	-
Michigan.....	-	-	20 18 13 16	-	18 10 8 3 3 3 2
Michigan St.....	-	-	-	17 19	-
UNLV.....	11	20	-	-	20 16 11 14 11 9 11 9
North Carolina.....	19	19	16 13 10 7 9 5 6 8 11 15 13 13	8 6 7	-
North Carolina St.....	13	11	10 9 14 14 17	-	16 18 16
Oklahoma.....	5	10	17 15 11 17 13 8 13 9 7 7 4 5 6 4 4	-	-
Oregon St.....	-	-	-	20 14 10 14 16 18 19	-
St. John's (N.Y.).....	7	3	3 4 8 5 4 3 4 2 1 1 1 1 1 2 3	-	-
Southern Meth.....	10	9	8 7 6 4 7 4 3 2 4 4 9 9 13 20	-	-
Syracuse.....	12	14	12 10 9 6 5 7 7 11 9 6 8 7 12 13 15	-	-
Texas Tech.....	-	-	-	-	17
Tulsa.....	-	-	-	20 17 12 17 15 12 15 15 18	-
Va. C'wealth.....	-	-	-	20 18 16 19	-
Virginia Tech.....	15	15	14 11 17 16	-	-
Villanova.....	-	-	-	16 18 14 18 19 16	-
Washington.....	9	8	9 8 7 11 15	-	-

1985-86

	Nov. PS	December 3 10 17 24 31	January 7 14 21 28	February 4 11 18 25	March 4 11
Alabama.....	-	-	-	20 18	-
UAB.....	16	20	17 16 14 14 16 14 12 18	-	-
Auburn.....	10	19	19	-	-
Bradley.....	-	-	-	20 17 13	13 13 12 11 9 14
DePaul.....	-	-	19 18 20	-	-
Duke.....	6	6	3 3 3 3 3 3 3 2 5 4 2 2 1 1 1	-	-
Georgetown.....	8	8	6 15 5 5 11 13 15 12 12 11 9 13 15 14 13	-	-
Georgia Tech.....	1	2	5 15 7 7 6 5 5 4 3 2 5 5 4 6 6	-	-
Illinois.....	7	7	12 10 15 16 14 18	-	19 19
Indiana.....	-	-	19 18 17 17 15	-	15 18 16 15 16 16 16
Iowa.....	-	18	-	-	-
Kansas.....	5	5	7 7 6 6 5 9 8 7 4 6 3 3 2 2 2	-	-
Kentucky.....	11	10	9 9 13 13 12 11 11 8 12 11 8 5 3 3	-	-
LSU.....	14	12	11 11 9 9 8 8 14 14 17	-	-
Louisville.....	9	9	16 15 16 15 18 17 18 13 18 16 19 16 13 11 7	-	-
Maryland.....	19	17	-	-	-
Memphis.....	15	14	13 12 10 10 9 6 6 3 2 3 4 4 7 10 12	-	-
Michigan.....	3	3	2 2 2 2 2 2 2 6 9 7 10 7 10 7 5	-	-
Michigan St.....	-	-	-	-	19 17 18 17
Navy.....	19	-	-	-	17 19 18 17
UNLV.....	18	16	14 13 12 12 13 12 10 10 10 9 6 11 9 13 11	-	-
North Carolina.....	2	1	1 1 1 1 1 1 1 1 1 1 1 1 3 4 8	-	-
North Carolina St.....	17	15	-	-	17 20 18 20
Notre Dame.....	12	11	10 17 19 18 17 16 13 16 14 14 14 12 12 10	-	-
Ohio St.....	-	-	20	-	-
Oklahoma.....	13	13	8 8 8 8 7 7 7 5 6 5 8 10 14 15 15	-	-
Purdue.....	-	-	-	20 19 15	-
Richmond.....	-	-	-	-	20
St. John's (N.Y.).....	18	15	14 11 11 10 10 9 8 7 10 7 6 8 5 4	-	-
Syracuse.....	4	4	4 4 4 4 4 4 4 9 11 8 12 9 6 8 9	-	-

	Nov. PS	December 3 10 17 24 31	January 7 14 21 28	February 4 11 18 25	March 4 11
UTEP.....	-	-	-	19 15 17 19 19	17 15 - - 20
Virginia Tech.....	-	-	-	20 19 20 19 16 20 16	15 20 18 - -
Western Ky.....	-	-	-	-	19 - - -

1986-87

	Nov. PS	December 2 9 16 23 30	January 6 13 20 27	February 3 10 17 24	March 3 10
Alabama.....	13	8 18	-	-	15 13 9 9 14 12 10 9 9
Arizona.....	19	20	-	-	-
Arkansas.....	-	-	20	-	-
Auburn.....	12	7 7 6 5 5	13 10 17 18	20	-
Clemson.....	-	-	-	20 12 10 14	12 12 10 13 13 13
Cleveland St.....	20	-	-	-	-
DePaul.....	-	-	19 17 15	7 7 6 8	5 5 4 4 5 5
Duke.....	-	-	-	20 17 14 12 13	16 15 17 17 14 17
Florida.....	-	-	-	20	-
Georgetown.....	18	16 13 10 10 8	16 9 15 11	10 13 11 8	7 4
Georgia Tech.....	6	15 16 16 19 18	-	-	-
Illinois.....	14	9 6 5 9 16	12 8 9 12	14 11 14 14	12 11
Indiana.....	3	3 2 8 8 6	4 4 3 14	2 2 2 3	4 3
Iowa.....	10	5 4 3 3 3	2 2 1 2	4 4 7 7	6 6
Kansas.....	8	6 14 13 13 12	19 20	-	20 18 17 15 16 - 20
Kentucky.....	11	13 19 18 18 11	9	-	-
Louisville.....	2	-	-	-	-
Missouri.....	-	-	-	-	19 14
Navy.....	9	10 10 11 12 9	15 19 18	-	-
UNLV.....	5	2 1 1 1 1	1 1 4 3	1 1 1 1	1 1
New Orleans.....	-	-	-	-	19 16 16
North Carolina.....	1	1 5 4 4 4	3 3 2 1	3 3 3 2	2 2
North Carolina St.....	17	18 15 12 11 19	18 17 20	-	-
Northeastern.....	-	-	-	-	-
Notre Dame.....	-	-	-	-	20 18
Oklahoma.....	7	11 9 7 6 13	11 16 11 10	8 8 13 12	17 -
Pittsburgh.....	16	12 17 14 14 17	14 18 16 17	13 10 8 9	11 12
Providence.....	-	-	-	-	17 20 19 20
Purdue.....	4	4 3 2 2 2	6 6 5 14	7 7 6 6	3 7
St. John's (N.Y.).....	-	-	15 15 10	10 13 14 15	19 16 20 -
Syracuse.....	15	17 12 9 7 7	5 5 7 6	11 9 9 11	10 10
Temple.....	-	-	20 16 14	8 11 8 7	6 6 5 5 8 8
TCU.....	-	-	-	19 16	15 18 16 15 15 19
UCLA.....	-	-	11 17	-	-
Western Ky.....	-	-	-	-	-

1987-88

	Nov. PS	December 1 8 15 22 29	January 5 12 19 26	February 2 9 16 23	March 1 8 15
Arizona.....	17	9 4 2 1 1	3 1 1 1	1 3 3 3	3 3 2
Auburn.....	-	-	-	19	-
Bradley.....	-	-	-	-	18 15 17 14 14 12 11
Brigham Young.....	-	-	-	12 7	4 18 7 11 15 17 19
DePaul.....	20	-	-	-	-
Duke.....	15	13 10 10 9 9	9 7 9 5	3 18 6 5	9 8 5
Florida.....	14	7 12 11 8 8	15 - 14	19 - -	-
Georgia Tech.....	18	-	-	-	-
Georgetown.....	16	17 14 18 19 18	14 11 15 15	14 - -	20 13 18 -
Illinois.....	-	-	-	19 20 13 13	17 - - - 19 16
Indiana.....	6	5 6 5 13 13	12 15 -	-	19 - -
Iowa.....	11	6 3 7 14 14	16 17 19 16	13 13 13 13	11 15 17
Iowa St.....	-	-	20 16 16	17 14 10 12	16 - - -
Kansas.....	7	16 18 17 18 17	18 16 16	-	-
Kansas St.....	-	-	-	-	14 - - - 20
Kentucky.....	5	2 1 1 2 2	1 5 4 9	10 10 9 12	8 6 6
Louisville.....	13	14 - - 20	-	-	-
Loyola Marymount.....	-	-	-	-	20 19 18 16 15
Memphis.....	-	20 20 19 20 19	-	-	-
Michigan.....	9	15 15 13 11 12	11 10 7 8	11 12 10 7	10 10 10
Missouri.....	8	8 9 16 17	-	-	15 15 - -
UNLV.....	-	19 17 15 15 15	13 13 8 4	2 7 11 8	5 7 12
New Mexico.....	-	-	-	18	-
North Carolina.....	3	1 5 4 4 4	4 2 2 3	8 6 5 9	6 9 7
North Carolina St.....	-	-	-	20	-
Notre Dame.....	-	19	-	-	-
Oklahoma.....	19	18 16 14 12 10	8 3 11 10	7 4 4 4	4 4 4
Pittsburgh.....	4	4 2 3 3 3	2 6 6 11	9 5 8 6	7 5 8
Purdue.....	2	11 13 12 10 11	10 8 5 2	6 2 2 2	2 2 3
St. John's (N.Y.).....	-	-	-	20	-
Southern Miss.....	-	-	-	-	20 - 16 14 18 - -
Syracuse.....	1	3 8 9 7 7	7 9 14 17	12 11 12 10	12 13 9
Temple.....	12	12 11 8 6 6	6 4 3 6	5 1 1 1	1 1 1
UTEP.....	-	-	-	18 18	-
Vanderbilt.....	-	-	-	-	15 17 16 17 19 - -
Villanova.....	-	-	-	19	20 - - -
Wyoming.....	10	10 7 6 5 5	5 12 17	-	18 19 16 17 14 13
Xavier.....	-	-	-	-	20 20 18

1988-89

	PS	Nov. 22 29	December 6 13 20 27	January 3 10 17 24 31	February 7 14 21 28	March 7 14
Alabama.....						- 20
Arizona.....	11	10 11	10 9 9 8	8 12 9 6 4	1 2 2 1	1 1
Ball St.....						- 20 19 19 18
Connecticut.....			- 18			
Duke.....	1	1 1	1 1 1 1	1 1 1 8 12	14 11 9 9	7 9
Florida.....	15	15 19				
Florida St.....	16	17 14	13 12 11 10	15 14 14 11	8 12 7 12 16	14 16
Georgetown.....	2	2 3	4 5 6 5	5 7 3 2 6	2 4 3 2	3 2
Georgia.....				- 20		
Georgia Tech.....	13	14 12	12 11 16 17	19 19		- 20
Illinois.....	9	9 7	7 6 5 4	3 2 2 1	2 7 5 10 8	4 3
Indiana.....		- 20		- 19 16 17	13 9 4 3	6 8
Iowa.....	7	7 6	5 4 4 9	9 5 7 12 9	8 15 14 11	15 14
Kansas.....			- 20	20 18 16 17 18		
LSU.....					- 19 - 20	
Louisville.....	4	12 13	15 15 14 14	13 9 4 3 7	4 10 8 14	16 12
Michigan.....	3	3 2	2 2 2 2	7 6 6 10 11	10 13 13 10	8 10
Missouri.....	14	13 8	11 10 10 11	11 10 8 5 5	3 3 7 10	6
UNLV.....	10	8 9	9 13 13 12	12 11 10 13 16	19 18 18 18	18 15
North Carolina ..	6	5 10	8 8 8 7	6 8 13 7 3	6 8 5 5	9 5
North Carolina St.	18	18 16	19 18 17 18	16 15 15 15 13	17 19 17 20	17 19
Notre Dame.....			- 19			
Ohio St.....	17	16 15	14 14 12 15	14 18 16 17 17	16 16	- - -
Oklahoma.....	5	4 5	6 7 7 6	4 3 5 4 1	5 1 1 4	2 4
Providence.....				- 20 - 20		
St. Mary's (Cal.) ..						- 19 17 20
Seton Hall.....		- 20	17 15 13	10 13 12 9 10	11 12 15 12	11 11
South Carolina ..			- 18 16			
Stanford.....	20			- 20 19 20	18 17 16 13	12 13
Syracuse.....	8	6 4	3 3 3 3	2 4 11 14 14	9 6 6 6	5 7
Temple.....	19	19 17				
Tennessee.....		- 20	16 16 19	19 17 17 18		
UCLA.....			- 20			
Villanova.....	12	11 18	17			
West Virginia				- 18	15 14 11 15	13 17

1989-90

	PS	Nov. 27	December 5 12 19 26	January 2 9 16 23 30	February 6 13 20 27	March 6 13
Alabama.....			21 19 20 22	22 24 25 24		- 23
Arizona.....	6	2	20 20 22 21	19 18 23 19 24	22 20 21 23	15 14
Arkansas.....	9	11	10 7 10 11	14 12 12 6 3	3 8 13 12	9 7
Clemson.....					- 23 20	17 17
Connecticut.....				- 20 13	8 10 6 4	8 4
Duke.....	10	7	6 12 12 13	13 10 8 8 5	4 6 3 15	12 15
Florida.....	23	24	25 24			
Georgetown.....	5	3	3 3 3 3	3 2 2 3 6	5 3 5 7	5 8
Georgia.....					- 25 25	
Georgia Tech.....	22	21	18 15 14 14	12 9 11 13 17	16 13 8 11	14 9
Illinois.....	8	8	7 5 5 4	4 8 7 10 11	12 15 19	18 20 18
Indiana.....	14	14	14 11 11 10	9 13 14 12 22 25	- 25	- -
Iowa.....			- 21 16 18 20			
Kansas.....	4	2	2 2 2 1	1 2 2 1	2 1 2 1	2 5
La Salle.....			- 23 20	17 21 17 18 15	14 14 14	13 11 12
LSU.....	2	9	9 9 8 9	11 14 13 16 14	11 9 12 15	16 19
Louisville.....	12	13	11 10 9 8	8 11 10 4 10	15 18 16 21	18 16
Loyola Marymount ..				- 25 23 21	22 20 20 19 22 22	21 21
Memphis.....	24	22	16 17 17 15	21 20		
Michigan.....	4	10	8 6 6 5	5 3 6 7 4	7 5 7 8	13 13
Michigan St.....			- 25 25		- 23 21 15 14	7 3
Minnesota.....	20		- 25 24 16	22 21 19 17 17 18	17 19	20
Missouri.....	11	5	4 4 4 7	7 5 4 1 1	1 2 1 3	6 11
UNLV.....	1	6	5 14 13 12	10 7 9 5 12	9 7 4 2	3 2
New Mexico St.....					- 25 24 24	23 24
North Carolina ..	7	12	17 - - 24		- 25	- - -
North Carolina St.	19	25	19 16 15 19	18 17 19		
Notre Dame.....	17	19				
Oklahoma.....	16	17	12 8 7 6	6 4 3 9 9	13 11 10 15	1 1
Oklahoma St.....	21	23	- 22 24			
Oregon St.....			- 24 23 21 23	23 22 18 17 21	18 16 17 16	22 22
Pittsburgh.....	18	18	22			
Purdue.....				- 24 13 8 10 12	9 9 10 10	
St. John's (N.Y.)..	25	20	15 18 19 17	16 15 15 15 18	24 24	
Syracuse.....	3	1	1 1 1 1	1 6 5 11 7	6 4 11 10	4 6
Temple.....	15	16	23			
UCLA.....	13	15	13 13 18 16	15 19 16 23 16	19 23	
Xavier.....				- 25 20 25 23	21 22 19 19	24 25

1990-91

	PS	Nov. 27	December 4 11 18 25	January 1 8 15 22 29	February 5 12 19 26	March 5 12
Alabama.....	7	6	12 20		- 24	24 19
Arizona.....	3	2	2 4 4 4	4 6 6 5 6	5 6 9 7	9 8
Arkansas.....	2	3	3 2 2 2	2 2 2 2	2 3 3 3	5 2

	PS	Nov. 27	December 4 11 18 25	January 1 8 15 22 29	February 5 12 19 26	March 5 12
Connecticut.....	17	15	14 16 15 13	12 9 13 19		
DePaul.....						- 25 24
Duke.....	6	8	5 10 9 8	8 14 12 9 7	6 5 7 8	6 6
East Tenn. St.....			- 24 21 20	17 16 15 12 16	13 10 13 19	15 17
Georgetown.....	9	9	6 5 12 16	15 15 19 21 18	20 18 25	
Georgia.....	21	17	13 11 17 17			
Georgia Tech.....	16	14	20 23	- 24 24	- 23	
Indiana.....	8	10	7 7 6 5	5 3 3 3 4	4 4 4 5	3 3
Iowa.....			- 23 22 22 24			
Kansas.....					- 24 18 11	8 10 12 12
Kentucky.....			25 18 18 16	11 9 8 10	10 16 12 13	10 9
LSU.....	14	20	18 12 10 15	14 20 20 16 14	19 20 19 18	16 22
Louisville.....	23	25				
Michigan St.....	4	5	19 21 24 25	25	- 22 - 25	
Mississippi St.....					- 23 21 23	18 21
Missouri.....	20	23				
Nebraska.....			- 22 22	19 18 17 14 11	15 17 14 15	13 11
UNLV.....	1	1	1 1 1 1	1 1 1 1	1 1 1 1	1 1
New Mexico St.....			- 24 23 23 21	23 20	16 12 15 11	11 15
New Orleans.....				- 24 22 21		
North Carolina ..	5	4	10 9 8 7	7 5 7 9	9 8 6 4	7 4
Ohio St.....	10	11	9 8 7 6	6 4 4 4 3	3 2 2 2	2 5
Oklahoma.....	15	18	16 13 11 14	13 12 11 13 21	23	
Oklahoma St.....					- 22 21 16 12	12 14
Pittsburgh.....	12	13	11 15 14 11	11 17 16 17 19	24 22 23 22	
Princeton.....			- 25		- 25 23 21	19 18
St. John's (N.Y.)..	25	21	17 14 13 9	9 10 10 10 5	8 13 18 17	20 20
Seton Hall.....				- 25	- 25	- 24 20 21 13
South Carolina ..			t21 17 16 12	20 21 22 25		
Southern Miss.....	24	19	15 22 20 21	21 19 18 15 17	12 9 11 14	22 25
Syracuse.....	13	7	4 3 3 3	3 8 8 6 8	7 7 5 6	4 7
Temple.....	19		- 24			
Texas.....	22	22	23 25 23			- 24 - 23 23
UTEP.....				- 25		
UCLA.....	11	12	8 6 5 10	10 7 7 11 12	14 15 17 16	17 16
Utah.....				- 23 20 13	17 14 10 9	8 10
Villanova.....		24				
Virginia.....	18	16	t21 19 19 19	18 13 14 18 15	11 19 20 25	

1991-92

	PS	Nov. 25	December 2 9 16 23 30	January 6 13 20 27	February 3 10 17 24	March 2 9 16
Alabama.....	17	16	15 20 20 20 19	16 9 15 22	18 16 14 16	20 17 13
Arizona.....	5	3	3 2 2 6 6	6 7 11 9	7 7 5 5	4 2 10
Arizona St.....	24	25				
Arkansas.....	3	2	11 19 19 15 16	13 12 9 7	5 11 10 9	7 6 9
Charlotte.....			- 24 24 25 21	22 18 19 17	20 22	
Cincinnati.....					- 24 19 19	14 12 12
Connecticut.....	15	15	12 8 7 5 5	5 8 7 6	6 10 18 21 24	
DePaul.....	18	20	20			- 21 15 19 24
Duke.....	1	1	1 1 1 1 1	1 1 1 1	1 1 1 1	1 1 1
Florida St.....					- 23 23 16 22	19 18 20
Georgetown.....	16	17	18 23 23 24 22	- 22		- 25 18 17 21 22
Georgia Tech.....	23	18	17 13 13 13 15	14 16 18 20	24	
Indiana.....	2	10	9 13 14 10 10	10 5 4 4	6 4 7 2	2 4 5
Iowa.....	21	21	21 16 22 23			
Iowa St.....				- 24		- 23
Kansas.....	12	12	10 7 6 4 4	4 6 5 5	3 4 3 3	3 3 2
Kentucky.....	4	13	14 9 8 17 17	15 10 8 14	19 19 13 11	10 9 6
LSU.....	6	9	16 25		- 22 20	- 23 23 25
Louisville.....	25		- 25 21 24	- 25 20 24		
Massachusetts.....				- 25		- 25 22 17
Michigan.....	20	23	25 18 15 11 11	11 15 16 15	15 17 20 17	18 14 15
Michigan St.....			- 22 13 12 9 9	9 11 14 13	11 12 11 12	13 16 14
Missouri.....			- 21 17 16 13	12 13 12 8	12 9 9 6	11 13 16
Nebraska.....					- 25	
UNLV.....			- 24		- 25 21	17 15 12 7 6 7 7
North Carolina ..	8	6	5 5 9 8 8	8 14 10 11	9 6 4 10	16 20 18
Ohio St.....	7	5	4 4 4 7 7	7 4 6 10	8 8 6 8	5 5 3
Oklahoma.....	19	19	19 17 16 14 14	21 23 17 18	21	- 24 23
Oklahoma St.....	13	11	8 6 5 3 3	3 3 3 3	2 2 8 14	12 11 11
Pittsburgh.....						
St. John's (N.Y.)..	10	8	7 11 10 18 18	17 17 22		- 24 20 - 25 -
Seton Hall.....	9	7	6 12 11 12 12	18 21		- 25 22 - 22 15 19
Southern California ..				- 25 23	- 25	16 13 15 13 8 10 8
Stanford.....				- 24		
Syracuse.....			- 23 20 20 13	12 13 10 17 22	24	- 21
UTEP.....				- 23 19	25 21	
Tulane.....				- 24 19 21 16	14 14 18 15	21 - -
UCLA.....	11	4	2 3 3 2 2	2 2 2 2	4 3 2 4	9 8 4
Utah.....	14	14	13 10 18 19			
Wake Forest.....	22	22	23 22 21 22 20	19		

1992-93

	PS	Nov. 23 30	December 7 14 21 28	January 4 11 18 25	February 1 8 15 22	March 1 8 15
Arizona	10	10 9	14 15 14 22	20 12 11 8	8 5 4 4	3 6 5
Arkansas	16	16 25	-24 22 23	19 15 17 22	-	-
Boston College	-	-	-	-22	-21	-
Brigham Young	-	-	-25	-	-23	21 25
California	-	-	-25 21 19	-	-	-
Cincinnati	21	23 22	19 19 23 21	16 11 9 6	4 8 8 10	12 11 7
Connecticut	16	16 25	-24 22 23	19 15 17 22	-	-
Duke	3	3 4	1 1 1 1	1 3 6 7	5 3 7 9	6 8 10
Florida St.	9	7 11	10 10 18 18	23 -	-19 12 10 9 6	11 10 11
Georgetown	12	13 14	11 11 11 10	17 20 18 21	23 -	-
Georgia Tech	14	14 13	17 17 16 14	10 8 16 18	22 -	-18
Houston	-	-	-	-25	-	-
Indiana	4	4 2	4 4 4 4	5 6 2 2	1 1 1 1	2 2 1
Iowa	11	11 10	8 8 8 8	8 13 14 11	9 13 20 18	15 17 13
Iowa St.	19	24	-	-	-	-
Kansas	2	2 3	2 2 2 2	4 4 1 1	3 7 6 7	8 7 9
Kansas St.	-	-	-	-	-23	-
Kentucky	5	5 5	3 3 3 3	2 1 4 4	2 2 2 2	5 4 2
Long Beach St.	-	-	-	-25	-	-
Louisville	13	12 12	9 21	-	-22	-22 16 15
Marquette	-	-	-	-24	20 15 24 20	-
Massachusetts	23	20 19 23	-	-22	-22 19 21	23 20 14
Memphis	8	9 8 21	-	-	-	-
Michigan	1	1 1	6 6 6 6	3 2 5 5	7 4 5 5	4 3 3
Michigan St.	20	18 18	24 23 20 17	14 23 21	-25	-
Minnesota	-	-	-	-19	-	-
Nebraska	25	25	-25 20 17 20	-	-	-
UNLV	22	22 23	22 22 19 16	12 18 15 10	10 12 15 13	16 19 25
New Mexico	-	-	-	-	-	-21
New Mexico St.	-	-21	-	-	-	-24 24
New Orleans	-	-	-	-	-25 21 19	17 13 17
North Carolina	7	8 7	5 5 5 5	6 5 3 3	6 6 3 3	1 1 4
Ohio St.	-	-	-	-21 24	-	-
Oklahoma	15	15 15	11 9 9 15	11 10 12 20	16 -	-
Oklahoma St.	-	-	-	-	-	-19 21 23
Pittsburgh	-	-	-	24 -20 13	15 17 17 25	-
Purdue	-	-24	18 16 15 13	9 17 13 14	19 18 14 17	24 18 22
St. John's (N.Y.)	-	-	-	-	-25	-25
Seton Hall	6	6 6	7 7 7 7	7 7 10 9	14 19 16 14	10 9 6
Syracuse	18	17 17	15 14 13 12	21 24	-	-
Tulane	17	19 20	20 18 24	-	-23 18 20 16	20 23
UCLA	24	21 16	13 13 12 11	15 16 23	-	-
Utah	-	-	-	-25 22 17	21 16 12 11	9 15 19
Vanderbilt	-	-	-25 24	18 -19 11	11 11 11 8	7 5 8
Virginia	-	-	-	-25 14 7 15	24 24 23 22	-
Wake Forest	-	-	-	-	-13 9 10 12	14 12 16
Western Ky.	-	-	-	-	-	-20
Xavier	-	-	-	-	-24	18 22

1993-94

	PS	Nov. 22 29	December 6 13 20 27	January 3 10 17 24 31	February 7 14 21 28	March 7 14
UAB	-	-	-	-22 18 20 17	19 21	-24 22
Arizona	18	19 19	14 13 13 12	9 6 9 13 12	16 15 9 8	7 9
Arkansas	3	3 2	1 1 1 1	1 4 3 5 6	3 1 1 1	1 2
Boston College	-	-	-20 18 23	20 20	-	-21 23
California	6	12 13 25	-	-24 19 21	-19 18 19 17 20	16 16
Cincinnati	19	22 23	20 17 20 18	17 21 19	-25 -23	-25
Connecticut	-	-	-21 16 15 14	16 14 10	6 5 6 3 5 4	2 4
Duke	4	4 6 4	3 3 3 3	3 2 5 2	1 2 6 2 2	5 6
Florida	-	-	-	-	-24 20 17 16 19	17 14
Florida St.	25	-	-	-	-	-
Geo. Washington	24	23 22	24 23 23 21	23 -	-	-
Georgetown	15	15 25	-	-	-	-
Georgia Tech	14	13 17	18 14 14 15	12 17 17 21	-25 23	-
Illinois	17	17 16	16 19 19 22 21	-	-24	-
Indiana	12	11 21	12 12 12 13	14 11 8 11 14	12 16 12 17	18 18
Kansas	9	6 3	7 6 6 6	5 3 1 3	3 5 4 10 13	11 13
Kentucky	2	2 1	6 5 5 5	4 8 7 9 7	4 11 7 7	10 7
LSU	-	-	-25	-	-	-
Louisville	7	7 11	10 10 11 11	11 15 13 12	9 7 5 13 10	14 10
Marquette	-	-	-24 24 25	-	-22 22 22 22	19 21
Maryland	-	-	-	-25 18 21	-	-
Massachusetts	22	18 9	8 8 8 9	8 7 6 8 11	13 10 11 11	9 8
Michigan	5	5 3	7 7 7 13	10 15 15 13	11 7 3 3	8 11
Minnesota	10	9 15	17 15 16 16	19 18 20 17 22	23 20 20 18	20 23
Missouri	-	-	-	-25 -24 20	15 12 6 6	3 5
Nebraska	-	-	-	-	-	-22
New Mexico St.	-	-	-	-25 23	-	-25
North Carolina	1	1 4	2 2 2 2	2 1 4 4 2	1 2 4 5	4 1
Oklahoma St.	11	10 8	15 22 22 20	-	-24 21	23 19
Penn	-	-	-	-	-25 24	-

	PS	Nov. 22 29	December 6 13 20 27	January 3 10 17 24 31	February 7 14 21 28	March 7 14
Purdue	21	21 14	11 11 10 10	10 9 12 7 8	10 9 14 9	6 3
St. Louis	-	-	-	-23 23 18	17 18 19 16	21 24
Syracuse	20	20 18	13 21 21 19	18 16 16 14 15	14 14 18 14	13 15
Temple	8	8 7	5 4 4 4	7 13 11 10 10	8 13 8 12	12 12
Texas	-	-	-	-	-	-25 20
UCLA	13	14 10	9 9 9 8	6 5 2 1 4	9 8 15 15	15 17
Vanderbilt	23	24 20	23 24	-22 24	-	-
Virginia	16	16 12 22	-	-	-	-
West Virginia	-	-	-	-23 24 19	-	-
Western Ky.	-	-	-25 25	-	-	-
Wisconsin	-	-25 24	19 18 17 17	15 12 14 16 16	21 24	-
Xavier	-	-	-	-25 22	-25	-

1994-95

Team	PS	Nov. 21 28	December 5 12 19 26	January 2 9 16 23 30	February 6 13 20 27	March 6 13
Alabama	18	25	-	-	-20 23 18 20 21	20 20
Arizona	5	5 9	8 7 6 10	9 13 11 12 12	9 12 13 12	12 15
Arizona St.	-	-12 16 13 15 16	15 12 13 13 16	14 13 15 15	18 16	-
Arkansas	1	1 4	3 4 3 3	3 5 9 9 8	12 10 8 7	5 6
California	-	-	-24 14	17 20	-	-
Cincinnati	13	12 10	13 17 13 20	-23 19 23	-	-
Clemson	-	-	-	-18	-	-
Connecticut	19	16 16	10 10 10 8	6 2 2 2 4	3 1 4 4	6 8
Duke	8	8 6	9 9 7 11 16	-	-	-
Florida	10	10 8	6 8 8 13	13 15 24 23 25	-	-
Georgetown	15	14 19	18 15 12 12	12 10 10 14 13	20 -23	24 22
Georgia Tech	23	22 20	17 14 18 17	24 22 22 21 21	18 20 24	-
Illinois	25	-	-23	-20	-	-
Indiana	9	11	-	-24 21	-	-
Iowa	-	-	-	-22 19	-	-
Iowa St.	-	-	-25 21	16 23 14 11 11	19 21 23 24	-24
Kansas	11	9 7	4 3 7 6 5 3 7 7 3	2 3 1 3	2 5	2 5
Kentucky	4	4 3	7 6 5 5 8 7 5 5	6 5 4 6 5 3 2	-	-
Maryland	7	7 11	11 12 11 9	7 9 8 8 5	8 7 7 6	10 10
Massachusetts	3	3 1	5 5 4 4 4 1 1 1	1 4 5 5 8	8 7	-
Michigan	16	13 17	23 25	-	-	-
Michigan St.	20	17 18	15 18 17 15	14 11 12 10 9	7 8 12 10	9 11
Minnesota	-	-15 12 11 16	-	-	-24 22	-
Mississippi St.	-	-	-	-	-21 23 16 14	15 18
Missouri	-	-	-	-17 16 20 18	13 9 14 19	17 23
Nebraska	-	-	-23 19	-	-	-
New Mexico St.	-	-25 22 24 21 22	20 24 19 24	-	-	-
North Carolina	2	2 2 1 1 1 1 1 1	4 3 3 2	1 2 3 2	4 4	-
Ohio	-	-23 14 21 19	-	-	-25 16	16 17
Oklahoma	-	-	-	-25 24	-	-25 16 16 17
Oklahoma St.	21	19	-	-	-24 22 18 18	19 14
Oregon	-	-	-	-25 17 18 22	22 19	-25
Penn	-	-	-	-25 21 25	-	-
Purdue	-	-	-	-	-25 25 21 17	14 12
St. John's (N.Y.)	-	-	-	-25	-	-
Stanford	-	-	-	-23	-21 17 17	15 17 19 20
Syracuse	12	18 22	19 16 14 11 10	8 6 6 10 10 11 17 22	21 25	-
UCLA	6	6 5	2 2 2 2 2	6 4 4 7	6 6 2 1 1 1	-
Utah	-	-	-	-	-	-22 19
Villanova	22	21 24	24 22	-	-22 19 16 15	9 11 13 9
Virginia	14	20 23	20 23 22	-	-18 15 15 17 16 11 13	11 13
Wake Forest	24	24 21	25 21 19 18	18 14 15 16 14	11 14 10 9	7 3
Western Ky.	-	-	-	-	-	-23 21
Wisconsin	17	15 13	14 20 20 19	-	-	-
Xavier	-	-	-	-	-	-25

1995-96

Team	PS	Nov. 20 27	December 4 11 18 26	January 2 8 15 22 29	February 5 12 19 26	March 5 12
Arizona	19	4 4	4 3 9 9	18 18 13 14 16	13 13 13 11	11 11
Arkansas	16	-25	-	-	-	-
Auburn	-	-	-	-23 21 22	-	-
Boston College	-	-	-	-24 -24 20 21	22 21 20	-
California	25	-	-24	-25	-	-
Cincinnati	21	21 21	17 12 9 5 5 4 3 5 5	5 6 6 7 8 7	-	-
Clemson	-	-	-24 22 16 19 18 24	-	-	-
Connecticut	6	6 9	9 8 8 7	7 6 5 4 4	4 3 3 4	3 3
Duke	-	-12 18 21 20 20	19	-	-	-
Eastern Mich.	-	-	-	-	-23 24 23	-
Geo. Washington	-	-	-	-	-	-24
Georgetown	5	5 6	6 7 6 6 6 5 8	6 9 8 14 11 8	6 4	-
Georgia	-	-	-18 16 14 19 22	-	-	-
Georgia Tech	-	-25 20	16 19 21	-	-25	-23 18 18 13
Illinois	-	-	-21 16 14 12	13 21	-	-
Indiana	23	23	-	-	-	-
Iowa	8	10 11	12 9 10 10	10 11 16 22 16	19 19 18 20	19 21
Iowa St.	-	-	-	-	-21 22 22 23	23 17
Kansas	2	2 2	1 1 1 4 4 3 4 3 3	3 5 5 3	5 6	5 6
Kentucky	1	1 1	5 5 4 2 2 2 2 2	2 2 2 2	2 2 2 1 1 2	-

Team	PS	Nov. 20 27	December 4 11 18 26	January 2 8 15 22 29	February 5 12 19 26	March 5 12
Louisville	12	13 18	23 20 25	- -	20 24 21 21	22 24
Marquette	-	-	-	- 24	-	21 20
Maryland	15	14 19	20	-	-	-
Massachusetts	7	7 5	3 3 2 1	1 1 1 1 1	1 1 1 2	2 1
Memphis	13	12 7	7 6 5 3	3 9 9 12 11	15 15 19 14	14 16
Michigan	17	16 24	22 18 17 19	21 23 20 16 20	23	-
Mississippi St.	9	9 8	8 15 16 17	17 12 21	- 25	-
Missouri	14	15 13	11 14 15 18	-	-	-
New Mexico	-	-	-	25 25	-	23
North Carolina	20	20 17	13 10 11 11	16 10 10 11	8 12 17 17 19	20 25
Penn. St.	-	-	-	- 20 14 14 10	10 9 14 12	16 18
Purdue	24	24	-	- 22 17 19 17	14 11 7 5	4 5
Santa Clara	-	-	25 22	-	-	-
Stanford	18	18 16	24	- 24	- 25 20 24 25	-
Syracuse	-	-	25 19 13	11 14 12 17 18	18 16 15 15	13 15
Texas	-	-	-	23	-	-
Texas Tech	-	-	-	- 25 22 15	13 12 9 9	7 8
Tulsa	-	-	-	25	-	-
UCLA	4	4 23	- 24 - 23	20 17 13 15 19	17 18 16 17	17 14
Utah	10	8 14	14 13 13 15	15 13 15 10 7	7 7 8 10	10 12
Villanova	3	3 3	2 2 7 8	8 7 7 7 6	6 4 4 6	9 10
Virginia	19	17 15	15 23 23 22	-	-	-
Virginia Tech	22	22 22	19 17 22 21	18 15 11 8 13	11 10 12 16	15 22
Wake Forest	11	11 10	10 11 12 14 12	8 6 9 12	9 8 10 13	12 9
Wis.-Green Bay	-	-	-	-	- 25 22	24 -

1996-97

Team	PS	Nov. 19 26	December 3 10 17 24 31	January 7 14 21 28	February 4 11 18 25	March 4 11
Alabama	-	-	- 24 20 19	-	-	-
Arizona	19	19 11	15 8 6 9 9	7 6 11 10	14 11 13 15	12 15
Arkansas	13	16 16	22 20 19 22 22	-	-	-
Boston College	21	21 23	20 25 - 25 25	23 19 22	-	- 23
California	-	-	-	-	- 25	-
Col. of Charleston	-	-	-	-	- 25 22 20	17 16
Cincinnati	1	1 1	4 7 7 7 6	6 4 9 8	12 8 11 9	10 10
Clemson	20	12 10	12 10 8 6 5	5 3 2 7	10 7 8 12	13 14
Colorado	-	-	-	- 18 18	15 15 21 19	18 24
Duke	10	10 6	10 14 11 12 13	10 13 10 12	8 6 6 7	7 8
Fresno St.	14	14 15	13 16 21	-	-	-
Geo. Washington	24	24 25	-	-	-	-
Georgia	-	-	-	24 21	-	24 17
Illinois	-	-	-	24 25	- 20 23 21	15 19
Indiana	-	22 20	8 12 13 13 12	15 17 21 17	24 - 24 22	25 -
Iowa	23	25	-	-	- 25	-
Iowa St.	11	11 9	9 6 5 5 4	4 8 14 11	6 9 7 13	16 18
Kansas	2	2 2	1 1 1 1 1	1 1 1 1	1 1 1 1	1 1
Kentucky	3	8 8	6 3 3 3 3	3 5 3 3	3 4 3 3	6 5
Louisville	-	-	22 18 16 14	14 10 6 9	11 17 15 17	20 25
Marquette	25	-	-	- 25 24	-	-
Maryland	-	-	- 25 21 19	19 11 7 5	7 10 14 16	22 22
Massachusetts	15	15 17	-	-	-	-
Michigan	9	9 7	7 5 4 4 8	16 18 13 16	13 14 18 24	-
Minnesota	22	23 24	16 17 16 15 15	11 7 8 6	4 3 2 2	2 3
Mississippi	-	-	-	- 20	-	-
New Mexico	17	18 19	11 15 15 14 16	18 12 15 13	9 13 10 11	14 11
North Carolina	8	7 14	14 11 12 11 11	13 22 19 19	20 16 12 8	5 4
Oregon	-	-	- 24 20	17 24	-	-
St. Joseph's	-	-	-	-	- 23	19 12
South Carolina	-	-	-	- 25	19 12 9 6	4 6
Stanford	18	20 21	24 21 22 23 21	21 15 17 15	18 22 20 25	23 21
Syracuse	12	13 12	19	-	-	-
Texas	16	17 18	18 13 14 18 18	22 23 23 23	-	-
Texas Tech	-	-	- 18 23 - 23	20 25 20 22	23 21	-
Tulane	-	-	-	-	- 21 23	-
Tulsa	-	-	- 22 21	-	- 24 21	22
UCLA	5	5 13	17 23 24	-	- 24 17 10	9 7
Utah	6	4 4	3 9 9 8 7	9 9 5 4	5 5 5 4	3 2
Villanova	7	6 5	5 4 10 10 10	8 16 12 14	16 18 19 18	21 20
Virginia	-	-	- 25	-	-	-
Wake Forest	4	3 3	2 2 2 2 2	2 2 4 2	2 2 4 5	8 9
Xavier	-	-	- 23 19 17 17	12 14 16 20	17 19 16 14	11 13

1997-98

Team	PS	Nov. 18 25	December 2 9 16 23 30	January 6 13 20 27	February 3 10 17 24	March 3 10
Arizona	1	1 1	4 6 5 5 8	5 5 6 6	4 3 3 2	2 4
Arkansas	-	-	- 18 15 13 12 23	22 22 18 15	14 12 16 12	16 17
Charlotte	18	17 25	-	-	-	-
Cincinnati	-	-	-	- 21 18	20 19 17 17	14 9
Clemson	5	5 13	17 17 - 21 21	24 - 25	-	-
Connecticut	12	12 11	13 13 12 11 10	8 10 8 9	7 6 7 6	6 6
Duke	3	3 3	1 1 3 3 3	2 2 1 1	1 2 2 1	1 3

Team	PS	Nov. 18 25	December 2 9 16 23 30	January 6 13 20 27	February 3 10 17 24	March 3 10
Florida St.	-	-	- 19 16 17 17 15	13 17 20	-	-
Fresno St.	13	13 12	16 18	-	-	-
Geo. Washington	-	-	-	-	- 22 17 24	-
Georgia	19	25 22	21 23 20	-	-	-
Georgia Tech	-	-	- 22 24	-	-	-
Hawaii	-	-	-	- 21 24 24	-	-
Illinois	-	-	-	-	- 23 22	18 22
Illinois St.	-	24	-	-	-	-
Indiana	17	23 21	-	-	- 25	-
Iowa	15	14 14	10 10 15 15 14	11 13 10 16	24	-
Kansas	2	2 2	2 3 2 2 2	4 3 3 5	3 4 4 4	4 2
Kentucky	8	9 8	7 4 4 4 6	6 6 7 7	8 7 8 7	7 5
Louisville	25	22 19	-	-	-	-
Marquette	-	-	-	- 25 20 23	-	-
Maryland	-	- 24	23 19 22 20	20	- 23	25 24 25 - 21 20
Massachusetts	-	-	-	-	- 23 20 18 20	-
Michigan	-	-	- 21	- 18 17 19 16 19	18 21 22 21	17 12
Michigan St.	-	-	-	-	- 22 16 13 14 10	12 16
Mississippi	23	21 17	14 21 18 16 16	14 11 13 12	17 18 15 13	10 13
Murray St.	-	-	-	-	-	- 25
New Mexico	11	11 10	8 14 14 14 12	12 15 17 14	12 11 11 16	20 18
North Carolina	4	4 4	3 2 1 1 1	1 1 2 2	2 1 1 3	4 1
Oklahoma	20	19 18	-	-	-	-
Oklahoma St.	-	-	-	- 25	-	- 25 25
Princeton	-	-	- 25 22 19 18 17	15 12 11 11	11 10 9 9	8 8
Purdue	9	8 6	6 8 8 7 5	9 9 12 10	10 8 5 11	9 11
Rhode Island	21	20 23	-	- 22 24	23 20 22 21	- 25 -
South Carolina	7	6 5	5 5 6 10 11	16 14 14 13	15 13 14	15 14
Stanford	14	15 15	12 11 9 8 7	7 7 5 4	9 14 10 8	11 10
Syracuse	-	-	- 25 19 19	18 15 15 20	19 23 21 23	22 21
Temple	24	18 20	20 20 16 24	-	-	- 24 24 24
Texas	22	-	-	-	-	-
TCU	-	-	- 24 25	-	-	- 22 19 15 13 15
UCLA	6	7 7	15 12 11 9 9	10 8 9 8	6 9 12 18	19 19
Utah	16	16 16	11 9 7 6 4	3 4 4 3	5 5 6 5	5 7
Wake Forest	-	-	- 24 25 23	-	-	-
West Virginia	-	-	-	- 23 22	25 21 23 17	15 16 20 19 23 -
Xavier	10	10 9	9 7 10 13 13	19 18 19 24	21 - - -	- 23

1998-99

Team	PS	Nov. 17 24	December 1 8 15 22 29	January 5 12 19 26	February 2 9 16 23	March 2 9
Arizona	18	12 11	13 8 18 8 6	11 7 9 13	10 10 8 7	13 12
Arkansas	19	19 21	19 23 20 19 20	18 24 22 21	23 - -	- 22 17
Auburn	-	-	- 19 18 17	14 8 6 7	6 3 3 2	4 4
Charlotte	-	-	-	-	-	- 24
Col. of Charleston	-	-	-	-	- 22 20 18 17	16 16
Cincinnati	15	17 15	6 4 4 4 3	3 3 5 5	3 4 9 9	7 11
Clemson	-	24 22	24 17 16 16 14	20 25	-	-
Connecticut	2	2 2	1 1 1 1 1	1 1 1 1	1 2 2 4	3 3
Duke	1	1 1	4 3 2 2 2	2 2 2 2	2 1 1 1	1 1
Florida	-	-	-	-	- 25	- 23 23 19 21 23
Indiana	22	21 17	16 11 10 10 8	13 23 18 20	21 17 19 20	17 19
Iowa	-	-	- 25 21 21	19 12 14 16	14 19 20 18	20 21
Kansas	8	8 8	7 10 13 13 18	16 15 19 22	- 24 -	- 22
Kentucky	4	4 4	8 5 3 3 7	5 6 7 6	5 8 6 13	14 8
Louisville	-	-	-	- 24	-	-
Maryland	6	6 5	2 2 5 5 4	6 5 4 4	7 7 5 5	5 5
Massachusetts	24	23	-	-	-	-
Miami (Fla.)	-	-	-	- 25 23	25 16 15 11	9 10
Miami (Ohio)	-	- 24 22	-	-	- 25	-
Michigan St.	5	5 7	9 14 14 15 13	12 14 11 8	8 5 4 3	2 2
Minnesota	-	-	- 24 17 17 16	17 19 17 19	18 22	- 23 -
Missouri	-	-	-	-	- 24 - 22	- 24 -
New Mexico	T20	20 20	17 12 11 11 15	15 16 12 18	17 25 24 21	25 25
North Carolina	11	10 9	3 7 7 7 9	10 9 10 10	12 12 14 14	15 13
Ohio St.	-	-	-	- 25 21	- 15 13 11 10	11 14
Oklahoma	-	-	- 24 23	-	-	-
Oklahoma St.	13	13 12	11 19 18 25 25	22 22 23	-	-
Pittsburgh	-	-	- 20 20 22 24 23	-	-	-
Purdue	16	15 14	14 9 18 9 11	7 13 16 14	18 21 17 23	-
Rhode Island	23	25	-	-	-	-
St. John's (N.Y.)	-	- 23	25 18 15 14 12	9 11 8 9	9 11 10 8	10 9
Stanford	3	3 3	5 6 6 6 5	4 4 3 3	4 6 7 6	6 7
Syracuse	T20	22 19	12 13 21 22 22	21 18 20 17	16 18 21 24	-
Temple	7	7 6	10 16	-	-	- 24 -
Tennessee	9	18 25	- 21	-	-	- 18 20
Texas	-	-	-	-	-	- 22 -
TCU	25	-	-	- 24 24 20 21 24	-	-
UCLA	12	11 10	18 15 12 12 10	8 10 13 11	13 9 16 15	12 15
Utah	10	9 18	21 25	-	- 20 14 12 12	8 6
Washington	14	14 16	15 22	-	-	-

Team	PS	Nov. 18 25	December 2 9 16 23 30	January 6 13 20 27	February 3 10 17 24	March 3 10
Wisconsin.....	-	-	-23 20 19	23 17 15 12	11 15 13 16	19 18
Xavier.....	17	16 13 23	-	-	-	-

1999-2000

Team	PS	Nov. 16 23 30	December 7 14 21 28	January 4 11 18 25	February 1 8 15 22 29	March 7 14
Arizona.....	9	10 8 4 2 4 3 5 5	2 2 2 5 9	7 4 4 3 9 4	-	-
Auburn.....	4	3 2 7 8 6 7 4 4	4 4 7 10	9 12 11 19	-24	-
Cincinnati.....	2	1 1 1 1 1 4 3 3	1 1 1 1	1 1 3 2	1 7	-
Connecticut.....	1	8 7 5 6 3 2 2 2	5 8 6 7	13 18 22 24	21 20	-
DePaul.....	20	20 18 22 20	19 24 24 23	21 23	-	-
Duke.....	10	18 16 17 14 11 10 9 8	6 5 3 3	3 3 2 4 3 1	-	-
Florida.....	8	7 6 11 9 9 8 6 6	10 9 10 12	12 11 9 8 11 13	-	-
Gonzaga.....	24	25 25 25 24 22 22	-	-	-	-
Illinois.....	16	17 15 16 22 20 15 20 19	22	-	-25 25 21	-
Indiana.....	-	-23 15 21 20 12 10	9 11 14 11	10 10 16 14	18 22	-
Iowa.....	-	22 23	-	-	-	-
Iowa St.....	-	-	-	-20	17 14 17 10	7 6
Kansas.....	11	11 10 6 5 8 12 10 9	8 7 12 15	20 24 23 23	24	-
Kentucky.....	14	14 11 13 23	-	-25 20 18 16 14	11 19 18 22	16 19
LSU.....	-	-	-21 24	-22	25 16 15 12	10 10
Louisville.....	-	-	-25	-	-	-
Maryland.....	-	-24 24 21 16 17 14 12	18 24 22 25	23 22 19 17	20 17	-
Miami (Fla.).....	25	-	-	-	-	23 23
Michigan St.....	3	2 3 8 4 5 5 8 11	11 10 9 8	6 6 5 7 5 2	-	-
North Carolina.....	6	5 4 2 7 7 6 13 14	13 21	-	-	-
North Carolina St.....	-	-	-25	-21	-	-
Ohio St.....	5	4 12 15 13 12 16 15 13	17 13 8 5	5 7 6 6 4 8	-	-
Oklahoma.....	-	-	-23 21 22 20	16 17 18 18	16 20 20 21 15 12	-
Oklahoma St.....	22	23 21 21 17 14 13 11 16	14 12 15 13	14 8 10 13 17 14	-	-
Oregon.....	-	-	-	-23 24	-	-
Purdue.....	23	24 22 19 25 24	-	-	-25 21 20	22 25
St. John's (N.Y.).....	18	15	-	-19 25	-	-18 19 9
Seton Hall.....	-	-	-	-	-23	-
Southern California.....	-	-	-	-23	-	-
Stanford.....	13	9 9 3 3 2 1 1 1	3 3 2 2	2 2 1 1	2 3	-
Syracuse.....	17	13 14 14 12 10 9 7 7	7 6 4 4	4 9 13 9	12 16	-
Temple.....	7	6 5 10 17 19 17	-23	-23 21	19 5 6 5 6 5	-
Tennessee.....	19	19 17 18 16 13 11 16 15	12 16 11 6	8 5 7 11 8 11	-	-
Texas.....	21	21 20 9 10 15 14 18 17	15 14 17 16	18 17 14 16	13 15	-
Tulsa.....	-	-	-25 22	19 15 13 17	15 13 12 15	14 18
UCLA.....	12	12 13 12 11 18 18 23 24	-25	-	-	-
Utah.....	15	16 19 20	-21 18	-22 19 19	21 21 25	-
Vanderbilt.....	-	-	-	-20 20 24	22 -24	-
Wake Forest.....	-	-	-18 25 23 19	-	-	-

2000-01

Team	PS	Nov. 14 21 28	December 5 12 19 26	January 2 9 16 23 30	February 6 13 20 27	March 6 13
Alabama.....	-	-	23 18 17 20	18 16 15 18 17	18 21 14 20	-
Arizona.....	1	1 1 5	5 7 10 12	16 21 17 12 7 11	8 8 9 8 5	-
Arkansas.....	11	15 24 25	21 25 25	-	-	-
Boston College.....	-	-	-	-24 25 23 20 17	9 10 11 10 7	-
Cincinnati.....	18	17 16 22	18 17 22 19	25	-	-
Connecticut.....	14	13 12 16	15 11 11 10	10 13 15 24	-	-
Dayton.....	-	-24	-	-	-	-
DePaul.....	21	22 21	-	-	-	-
Duke.....	2	2 2 1	1 1 1 3	3 2 2 2 3 3 4 2 3 1	-	-
Florida.....	11	11 11 10	8 8 7 5	5 8 7 14 13 8 11 7 6 5 8	-	-
Fresno St.....	-	-	-	-22 19 23 20	-	25
Georgetown.....	-	-	-24 23 21	19 12 9 10 14 15 18 21 21	18 21	-
Georgia.....	-	-	-	-25	-	-
Illinois.....	8	8 8 9	9 5 5 9	9 7 11 7 6 7 4 3 5 4 4	-	-
Indiana.....	-	-	-	-	-	-20
Iowa.....	-	-	-22 19 23	-	-14 21 18 14 25	-
Iowa St.....	25	-	25 -25	23 18 23 17 15 12 7 6 8 7 10	-	-
Kansas.....	7	4 3 2	3 10 9 7	7 5 5 4 3 5 6 11 10 9 12	-	-
Kentucky.....	12	20 22	-	-	-22 13 15 15 9	-
Maryland.....	5	6 6 13	19 20 20 18	17 14 12 8 9 13 17 20 16 11 11	-	-
Michigan St.....	3	3 4 3	2 2 2 1	1 3 3 3 5 4 5 5 3 2 3	-	-
Mississippi.....	-	-	-23 24 24	22 20 19	-25 16 12 14 14 14	-
Missouri.....	-	-	-	-20	-	-
North Carolina.....	6	7 7 6	14 15 15 14	13 9 6 5 4 1 1 2 4 6 6	-	-
Notre Dame.....	11	16 14 11	10 21 21 22	21 25	-23 20 14 18 13 19 19	-
Ohio St.....	-	-	-	-	-	-24
Oklahoma.....	22	21 19 14	20 19 18 17	15 22 22	-24 21 13 16 17 16 13	-
Providence.....	-	-	-	-	-25	-
St. John's (N.Y.).....	-24	23 19	24	-	-	-
St. Joseph's.....	-	-	-	-	-23 18 21 22	-
Seton Hall.....	10	10 10 8	7 9 8 11	11 15 18 16 22	-	-
Southern Cal.....	23	23 20 15	12 13 13 16	20 19 24 25 21 22	-	-
Stanford.....	4	5 5 4	4 3 3 2	2 1 1 1 1 2 2 1 1 1 2	-	-
Syracuse.....	-	-20	13 12 12 15	14 11 12	9 10 17 19	17 17
Temple.....	-	-17	-	-	-	-

Team	PS	Nov. 14 21 28	December 5 12 19 26	January 2 9 16 23 30	February 6 13 20 27	March 6 13
Tennessee.....	9	9 9 7	6 4 4 6	6 4 4 6 8 10 15 22	-	-
Texas.....	-	-	-	-24 23	-20	-24 20 18
UCLA.....	17	14 15	-	-	-	-24 15 12 13 15
Utah.....	13	12 13 18	22	-	-	-
Virginia.....	24	25 25 21	16 14 14 8	8 10 13 13 11	6 12 9 7 12 16	-
Wake Forest.....	20	18 17 12	11 6 6 4	4 6 10 9 16	19 23 24 23 22 23	-
Wisconsin.....	19	19 18 23	17 16 16 13	12 17 19 15 10 16 19 19 22	23 25	-
Xavier.....	-	-	-	-	-24	-25

2001-02

Team	PS	Nov. 20 27	December 4 11 18 25	January 1 8 15 22 29	February 5 12 19 26	March 5 12
Alabama.....	24	22 21 16	22 23 21	18 14 16 14 7 5 7 6 8 8	-	-
Arizona.....	-	8 4	7 6 11 14	15 20 15 10 19 11	9 14 14 15 7	-
Ball St.....	-	16 15	20 21	-	-	-
Boston College.....	17	17 15	13 11 10 11	11 16 22	-	-
Butler.....	-	-	-23 20 24	-	-	-
California.....	-	-	-	-	-	-21 25
Cincinnati.....	-	-	-25 17 13 10	7 4 4 6 5 4 4 5 5	-	-
Connecticut.....	-	-	-	-25 17	-	-23 19 10
Duke.....	1	1 1 1	1 1 1 1 2	1 1 1 1 1 3 3 3 1	-	-
Florida.....	6	7 6 6	5 4 3 3 3	2 5 5 8 6 8 8 11 15	-	-
Fresno St.....	-	23 24 21	-	-	-	-
Georgetown.....	14	16 18 19	18 16 20 24	-	-	-
Georgia.....	-	-	-	-20 15 16 17 21 18 16 17 23	-	-
Gonzaga.....	-	-	-25 24 22 22 18	13 16 11 9 8 7 7 6 6	-	-
Hawaii.....	-	-	-	-	-	-25
Illinois.....	3	2 2 5	10 9 7 7 9 11	9 12 21 18 16 15 10 13	-	-
Indiana.....	22	20	-21	-	-25	-22 23 25 23
Iowa.....	9	9 7 12	15 12 9 9 13 17	-	-	-
Kansas.....	7	4 8 4	4 3 2 2 1 4	2 2 2 2 1 1 1 2	-	-
Kentucky.....	4	10 13 11	9 7 6 6 8 12	8 10 7 10 12 11 12 16	-	-
Marquette.....	-	23 17	14 14 19 25	-	-18 11 9 9 13 12	-
Maryland.....	2	6 5 3	3 2 8 8 4	3 3 3 3 2 2 2 4	-	-
Memphis.....	12	12 20 22	-	-	-	-
Miami (Fla.).....	-	-	-24 21 21	24 22 15 12 13 17 22 20 21	-	-
Michigan St.....	15	13 22 24	23 17 13 19 25	-	-	-
Mississippi St.....	-	-	-	-22	-	-17
Missouri.....	8	5 3 2	2 8 10 17 17	21 18 22 22	-	-
North Carolina.....	19	-	-	-	-	-
North Caro. St.....	-	-	-	-	-24	-
Ohio St.....	-	-	-	-	-20 25 16 23 19 18 21 14	-
Oklahoma.....	25	-	-24 22 12 10 5	5 6 6 4 4 6 5 4 3	-	-
Oklahoma St.....	18	15 14 10	8 6 5 5 6 6	11 9 14 16 13 12 14 20	-	-
Oregon.....	-	-	-	-23 19	-13 17 15 13 9 11	-
Pittsburgh.....	-	-	-	-23	-21 -14 11 10 7 9	-
St. Joseph's.....	10	19 19 18	16 15	-	-	-
Southern Cal.....	20	24	-	-	-18 23 23 25 25 20 19 22 18	-
Stanford.....	13	14 11 14	12 13 16 12 14	19 17 18 20 12 10 17 16 24	-	-
Syracuse.....	21	18 12 9	13 18 18 16 12	8 12 14 23	-	-
Temple.....	16	25	-	-	-	-
Texas.....	23	-	-	-	-24	-
Texas Tech.....	-	-	-	-	-20 24	-
UCLA.....	5	3 10 20	17 19 15 14 11	9 13 13 15 20 25	-	-
Virginia.....	11	11 9 8	7 5 4 4 7 10	7 8 10 15 22	-	-
Wake Forest.....	-	25 23	19 20 25 23 19	14 21 24 19 19 20 24	-	-
Western Ky.....	-	21 17 25	-	-	-24 20 18 19	-
Xavier.....	-	-	-	-	-	-24 22

2002-03

Team	PS	Nov. 19 26	December 3 10 17 24 31	January 7 14 21 28	February 4 11 18 25	March 4 11 18
Alabama.....	8	4 4 3	2 2 1 1	4 9 15 23 22	-	-
Arizona.....	1	1 1 1	1 1 4 4	2 2 1 1	2 1 1 1 1 2	-
Auburn.....	-	-	-	-24	-	-
California.....	-	-	-	-25 20	-22 18 23 22 24	-
Col. of Charleston.....	-	-	-25	-	-	-
Cincinnati.....	23	23 21	-23	-	-	-
Connecticut.....	15	14 12 11	9 8 6 5	3 16 11 14 18 23	-	-23
Creighton.....	-	-	-20 18 15	16 13 10 16	13 12 17 17 19 19 15	-
Dayton.....	-	-	-	-	-25 25 21 22 16	-
Duke.....	6	6 6 4	3 3 3 3	1 1 3 5 9 8 8 6 10 12 7	-	-
Florida.....	7	8 7 8	14 13 12 12	11 16 5 4 1 4 7 4 3 7 10	-	-
Georgia.....	16	18 17	-	-20 20	19 15 17 20 22 21 25 21 25	-
Gonzaga.....	22	21 20	-	-	-	-
Illinois.....	-	-	-25 15 12 7 11	10 8 18 13	16 14 20 18 14 13 11	-
Indiana.....	21	22 19	10 7 6 1			

Team	Nov. PS 19 26	December 3 10 17 24 31	January 7 14 21 28	February 4 11 18 25	March 4 11 18
Maryland	13 12 11	9 18 24 23 22	T 21 17 12 10	8 16 13 14 13	14 17
Memphis	- - -	- - -	- - -	- - -	- 24 18 16 19
Michigan St.	9 9 9	21 21 15 15 14	25 - - -	- - -	- - -
Minnesota	24 24 24	20 - 25 -	- - -	- - -	- - -
Mississippi St.	12 T 12 23	24 24 16 16 8	7 14 22 21	23 19 19 20	23 - 20
Missouri	19 20 18	15 11 11 17 16	13 11 21 25 21	21 - - -	- 24
North Carolina	- - -	12 22 23 22	- - -	- - -	- - -
Notre Dame	- - -	- 10 9 8 6	5 10 16 11	10 10 12 9	16 17 22
Oklahoma	3 7 8	6 6 7 5 10	9 5 7 6 7	5 5 3 5	6 3
Oklahoma St.	- - -	- - -	- 24 13 9	11 13 16 16	20 23 -
Oregon	11 10 10	7 5 5 11 9	12 22 23 22	- - -	- - -
Pittsburgh	5 5 5	5 4 4 2 2	6 3 2 2	4 7 9 8	7 5 4
Purdue	- - -	- - -	- - -	- 24 - 24	- - -
St. Joseph's	- - -	- - -	- - -	- 25 - -	- 25 -
Stanford	- - -	17 19 17	- - -	- 25 24 21	19 17 15 18
Syracuse	- - -	- - -	- 25 - 24	19 17 15 15	12 11 13
Texas	4 3 3	2 8 10 9 7	8 4 4 3	3 6 3 5	4 3 5
Texas Tech	- - -	- - -	- 25 23 -	- - -	- - -
Tulsa	25 25 22	19 17 22 20	- - -	- - -	- - -
UCLA	14 15 14	- - -	- - -	- - -	- - -
Utah	- - -	- - -	- - -	- 23 22 -	- - -
Virginia	- - -	22 - - -	- - -	- - -	- - -
Wake Forest	- - -	- - 25 23	17 19 17 17	14 15 10 12	9 9 8
Western Ky.	20 19	- - -	- - -	- - -	- - -
Wisconsin	- - 25 23	- - -	- - -	- - -	- 24 18 21
Xavier	10 11 16	16 13 21 21 19	T 21 - -	- 20 18 14 13	11 10 12

2003-04

Team	Nov. PS 25	December 2 9 16 23 31	January 6 13 20 27	February 3 10 17 24	March 2 9 16
Air Force	- - -	- - -	- - -	- - -	- 25 -
Arizona	4 4	7 9 7 5 4	3 7 14 9 12	16 14 17 22	21 22
Boston College	- - -	- - -	- - -	- - -	- T 25
Cincinnati	18 19	19 18 16 14 12	11 10 6 8 10	13 17 15 13	13 11
Connecticut	1 1	3 2 1 1 1	1 1 4 6 5	5 8 8 7	9 8 7
Creighton	- - -	- - -	- 24 - -	- - -	- - -
Dayton	- - -	- 25 24 23	- - -	- - -	- - -
Duke	2 2	6 4 3 3 2	2 2 1 1 1	1 3 5 3 5	6
Florida	8 8	2 1 15 13 14	14 15 17 22 21	22 - - -	- - -
Georgia Tech.	- - -	13 10 5 4 3	8 12 11 14 15	15 18 18 19	14 14
Gonzaga	10 16	17 17 13 15 16	16 16 15 10 8	7 6 4 4 3	3 3
Illinois	13 12	11 14 21 21 20	19 25 - - -	- - 23 18 12	13
Iowa	- - -	- 24 - - -	- - -	- - -	- - -
Kansas	6 6	1 5 6 12 13	13 14 12 15 20	12 21 20 21	18 16
Kentucky	11 10	9 8 2 2 8	7 5 9 5 9	8 9 9 9	8 2
LSU	- - -	- - -	- - -	- 24 - -	- - -
Louisville	16 17	- - 20 20 11	10 8 5 4 6	9 10 21 25	- - -
Marquette	23 23	24 22 23 - 25	23 21 - - -	- - -	- - -
Maryland	- - -	- 25 24 - -	- - -	- - -	- 19
Memphis	- - -	- - -	- - -	- 23 19 20	23 24
Michigan St.	3 3	5 21 - - -	- - -	- - -	- - -
Mississippi St.	- - -	- - 24 - - -	22 20 19 11 7	6 4 7 5 4	8
Missouri	5 5	4 3 10 11 23	- - -	- - -	- - -
North Carolina	9 9	10 7 4 9 9	12 9 7 12 17	14 16 12 14	16 18
North Carolina St.	24 25	- - -	- - 21 13 14	16 17 15	- - -
Notre Dame	21 21	23 - - -	- - -	- - -	- - -

Team	Nov. PS 25	December 2 9 16 23 31	January 6 13 20 27	February 3 10 17 24	March 2 9 16
Oklahoma	14 14	14 11 8 7 7	6 11 20 25 22	- - -	- - -
Oklahoma St.	25 24	25 - - -	- - -	- 24 18 13	10 7 6 8 7 4
Pittsburgh	22 22	22 20 18 16 15	15 13 8 7 4	4 5 3 6 6 9	- - -
Providence	- - -	- - -	- 25 - -	- 23 23 24	19 13 12 20 21
Purdue	- - -	20 16 17 22 21	24 - 23 21 - -	- - -	- - -
St. Joseph's	17 13	12 12 T 11 10 10	9 6 3 3 3	3 2 2 2 1 5	- - -
South Carolina	- - -	- - -	- - 25 24 25	25 25 - -	- 23
Southern Ill.	- - -	- - -	- - -	- 23 20 16	15 24 -
Stanford	19 20	21 13 9 6 5 4	3 2 2 2 2	2 1 1 1 2 1	-
Syracuse	7 7	16 19 19 17 17	17 17 13 20 18	- - -	- 24 19 20
Texas	12 11	8 6 T 11 18 19	18 18 16 16 11	11 11 10	10 11 12
Texas Tech	- - -	- - -	- 22 18 13	19 18 22 25	- - -
Utah	- - -	- - -	- - -	- 24 19 -	- 24 23 22 T 25
Vanderbilt	- - -	- 25 22 20	23 22 - -	- - -	- - -
Wake Forest	20 18	18 15 14 8 6 5	4 10 19 16	20 15 11 11	15 17
Wisconsin	15 15	15 23 22 19 18	21 19 21 17 14	17 12 22	17 10 10

2004-05

Team	Nov. PS 16 23 30	December 7 14 21 28	January 4 11 18 25	February 1 8 15 22	March 1 8 15
Alabama	18 18 19 22	18 17 19 18	19 23 22 14	11 17 16 16	21 20 21
Arizona	10 10 18 21	15 15 14 14	13 17 13 11	14 12 10 9	11 8 9
Boston College	- - -	- - -	- 25 13 9	8 5 4 6 3	5 7 14
Charlotte	- - -	- - -	- - -	- 23 21	18 25 -
Cincinnati	- - -	- 25 22 22	23 18 20 21	18 21 24 24	22 21 23
Connecticut	8 8 7 7	7 11 11 11	10 12 16 19	23 19 18 17	15 12 13
Duke	11 11 9 10	9 7 6 6 5	5 4 2 4 7	7 7 6 5 3	- - -
Florida	23 23 23 19	- - -	- - -	- - -	- 16
Geo. Washington	- - -	- 21 19 20 20	24 21 - -	- - -	- - -
Georgia Tech	3 3 3 4	3 3 9 9	9 8 12 22	25 - - -	- 25
Gonzaga	25 25 24	- 25 22 13 12	11 16 11 17	17 14 13 12	12 11 10
Illinois	5 6 5 5	1 1 1 1 1	1 1 1 1 1	1 1 1 1 1	1 1 1
Iowa	- - -	- 23 17 16 17 16	14 24 23 23	- - -	- - -
Kansas	1 1 2 2	2 2 2 2 2	2 2 2 6 3	3 2 8 7 9	12
Kentucky	9 9 8 8	10 9 8 8 8	9 8 7 6 5	3 5 3 4 7	- - -
Louisville	14 14 12 17	13 13 18 19	17 19 14 12	9 9 12 11	9 6 4
Marquette	- - -	- - -	- 22 25 - -	- - -	- - -
Maryland	15 15 13 12	23 23 24 24	22 - - -	- 22 - 22	- - -
Memphis	24 24 25	- - -	- - -	- - -	- - -
Michigan St.	13 13 10 11	20 21 23 23	20 15 19 15	12 13 11 10	14 13 15
Mississippi St.	12 12 14 15	22 20 21 21	18 11 17 24	- - -	- 25 24 -
Nevada	- - -	- - -	- - -	- 25 - -	- - -
North Carolina	4 4 11 9	8 5 4 4 3	3 3 6 3 2	2 4 2 2 2	2
N. Carolina St.	19 19 17 16	12 12 16 17	- - -	- - -	- - -
Notre Dame	20 20 21 20	- - -	- - -	- - -	- - -
Oklahoma	- - -	- - -	- 25 18 13	15 16 21 22	20 17 17
Oklahoma St.	7 7 6 6	5 4 3 3 7	6 5 9 10 10	8 4 8 10 6	- - -
Pacific	- - -	- - -	- - -	- 24 19 19	17 18 22
Pittsburgh	17 17 16 13	11 10 10 10	16 20 21 20	16 18 17 18	24 22 -
Syracuse	6 5 4 3	4 8 7 7 6	7 7 4 8 8	9 15 13 16	11
Texas	16 16 15 18	14 14 15 15	15 10 15 16	20 23 - -	- - -
Texas Tech	- - -	- - -	- - -	- 25 - -	- 24
Utah	- - -	- - -	- - -	- 25 21 15	14 13 16 15 18
Villanova	- - -	- 24 19 24 25 25	- - -	- 24 22 25	23 19 19 19
Virginia	- - -	- - -	- - -	- - -	- - -
Wake Forest	2 2 1 1	6 6 5 5 4	4 4 3 5 7	6 5 6 4 3 5	- - -
Washington	22 22 22 14	16 18 12 13	12 14 10 10	13 11 15 14	10 14 8
West Virginia	- - -	- - -	- 21 - -	- - -	- - -
Wisconsin	21 21 20 25	24 - - -	- - -	- 24 18 19	20 20 23 23 20

(Note: AP does not do a post-tournament poll.)

Final Season Polls

Final Regular-Season Polls

The Helms Foundation of Los Angeles selected the national college men's basketball champions from 1942-82 and researched retroactive picks from 1901-41. The Helms winners are listed in this section to the time The Associated Press (AP) poll started in 1949. The AP is the writers' poll, while the UPI and USA Today/CNN and USA Today/NABC polls are the coaches' polls.

HELMS

1901 Yale
1902 Minnesota
1903 Yale
1904 Columbia
1905 Columbia
1906 Dartmouth
1907 Chicago
1908 Chicago
1909 Chicago
1910 Columbia
1911 St. John's (N.Y.)
1912 Wisconsin

1913 Navy
1914 Wisconsin
1915 Illinois
1916 Wisconsin
1917 Washington St.
1918 Syracuse
1919 Minnesota
1920 Penn
1921 Penn
1922 Kansas
1923 Kansas
1924 North Carolina

1925 Princeton
1926 Syracuse
1927 Notre Dame
1928 Pittsburgh
1929 Montana St.
1930 Pittsburgh
1931 Northwestern
1932 Purdue
1933 Kentucky
1934 Wyoming
1935 New York U.
1936 Notre Dame

1937 Stanford
1938 Temple
1939 Long Island
1940 Southern California
1941 Wisconsin
1942 Stanford
1943 Wyoming
1944 Army
1945 Oklahoma St.
1946 Oklahoma St.
1947 Holy Cross
1948 Kentucky

1949

AP

1. Kentucky
2. Oklahoma St.
3. St. Louis
4. Illinois
5. Western Ky.
6. Minnesota
7. Bradley
8. San Francisco
9. Tulane
10. Bowling Green
11. Yale
12. Utah
13. North Carolina St.
14. Villanova
15. UCLA
16. Loyola (Ill.)
17. Wyoming
18. Butler
19. Hamline
20. Ohio St.

1950

AP

1. Bradley
2. Ohio St.
3. Kentucky
4. Holy Cross
5. North Carolina St.
6. Duquesne
7. UCLA
8. Western Ky.
9. St. John's (N.Y.)
10. La Salle
11. Villanova
12. San Francisco
13. Long Island
14. Kansas St.
15. Arizona
16. Wisconsin
17. San Jose St.
18. Washington St.
19. Kansas
20. Indiana

1951

AP

1. Kentucky
2. Oklahoma St.
3. Columbia
4. Kansas St.
5. Illinois
6. Bradley
7. Indiana
8. North Carolina St.
9. St. John's (N.Y.)
10. St. Louis
11. Brigham Young
12. Arizona
13. Dayton
14. Toledo
15. Washington
16. Murray St.
17. Cincinnati
18. Siena
19. Southern California
20. Villanova

UPI

1. Kentucky
2. Oklahoma St.
3. Kansas St.
4. Illinois
5. Columbia
6. Bradley
7. North Carolina St.
8. Indiana
9. St. John's (N.Y.)
10. Brigham Young
11. St. Louis
12. Arizona
13. Washington
14. Beloit
14. Villanova
16. UCLA
17. Cincinnati
18. Dayton
18. St. Bonaventure
18. Seton Hall
18. Texas A&M

1952

AP

1. Kentucky
2. Illinois
3. Kansas St.
4. Duquesne
5. St. Louis
6. Washington
7. Iowa
8. Kansas
9. West Virginia
10. St. John's (N.Y.)
11. Dayton
12. Duke
13. Holy Cross
14. Seton Hall
15. St. Bonaventure
16. Wyoming
17. Louisville
18. Seattle
19. UCLA
20. Texas St.

UPI

1. Kentucky
2. Illinois
3. Kansas
4. Duquesne
5. Washington
6. Kansas St.
7. St. Louis
8. Iowa
9. St. John's (N.Y.)
10. Wyoming
11. St. Bonaventure
12. Seton Hall
13. TCU
14. West Virginia
15. Holy Cross
16. Western Ky.
17. La Salle
18. Dayton
19. Louisville
20. UCLA
20. Indiana

1953

AP

1. Indiana
2. Seton Hall
3. Kansas
4. Washington
5. LSU
6. La Salle
7. St. John's (N.Y.)
8. Oklahoma St.
9. Duquesne
10. Notre Dame
11. Illinois
12. Kansas St.
13. Holy Cross
14. Seattle
15. Wake Forest
16. Santa Clara
17. Western Ky.
18. North Carolina St.
19. DePaul
20. Missouri St.

UPI

1. Indiana
2. Seton Hall
3. Washington
4. La Salle
5. Kansas
6. LSU
7. Oklahoma St.
8. North Carolina St.
9. Kansas St.
10. Illinois
11. Western Ky.
12. California
13. Notre Dame
14. DePaul
14. Wyoming
16. St. Louis
17. Holy Cross
18. Oklahoma City
19. Brigham Young
20. Duquesne

1954

AP

1. Kentucky
2. La Salle
3. Holy Cross
4. Indiana
5. Duquesne
6. Notre Dame
7. Bradley
8. Western Ky.
9. Penn St.
10. Oklahoma St.
11. Southern California
12. George Washington
13. Iowa
14. LSU
15. Duke
16. Niagara
17. Seattle
18. Kansas
19. Illinois
20. Maryland

UPI

1. Indiana
2. Kentucky
3. Duquesne
4. Oklahoma St.
5. Notre Dame
6. Western Ky.
7. Kansas
8. LSU
9. Holy Cross
10. Iowa
11. La Salle
12. Illinois
13. Colorado St.
14. North Carolina St.
14. Southern California
16. Oregon St.
17. Seattle
17. Dayton
19. Rice
20. Duke

1955

AP

1. San Francisco
2. Kentucky
3. La Salle
4. North Carolina St.
5. Iowa
6. Duquesne
7. Utah
8. Marquette
9. Dayton
10. Oregon St.
11. Minnesota
12. Alabama
13. UCLA
14. George Washington
15. Colorado
16. Tulsa
17. Vanderbilt
18. Illinois
19. West Virginia
20. St. Louis

UPI

1. San Francisco
2. Kentucky
3. La Salle
4. Utah
5. Iowa
6. North Carolina St.
7. Duquesne
8. Oregon St.
9. Marquette
10. Dayton
11. Colorado
12. UCLA
13. Minnesota
14. Tulsa
15. George Washington
16. Illinois
17. Niagara
18. St. Louis
19. Holy Cross
20. Cincinnati

1956

AP

1. San Francisco
2. North Carolina St.
3. Dayton
4. Iowa
5. Alabama
6. Louisville
7. Southern Methodist
8. UCLA
9. Kentucky
10. Illinois
11. Oklahoma City
12. Vanderbilt
13. North Carolina
14. Holy Cross
15. Temple
16. Wake Forest
17. Duke
18. Utah
19. Oklahoma St.
20. West Virginia

UPI

1. San Francisco
2. North Carolina St.
3. Dayton
4. Iowa
5. Alabama
6. Southern Methodist
7. Louisville
8. Illinois
9. UCLA
10. Vanderbilt
11. North Carolina
12. Kentucky
13. Utah
14. Temple
15. Holy Cross
16. Oklahoma St.
16. St. Louis
18. Seattle
18. Duke
18. Canisius

1957

AP

1. North Carolina
2. Kansas
3. Kentucky
4. Southern Methodist
5. Seattle
6. Louisville
7. West Virginia
8. Vanderbilt
9. Oklahoma City
10. St. Louis
11. Michigan St.
12. Memphis
13. California
14. UCLA
15. Mississippi St.
16. Idaho St.
17. Notre Dame
18. Wake Forest
19. Canisius
19. Oklahoma St.

UPI

1. North Carolina
2. Kansas
3. Kentucky
4. Southern Methodist
5. Seattle
6. California
7. Michigan St.
8. Louisville
9. UCLA
9. St. Louis
11. West Virginia
12. Dayton
13. Bradley
14. Brigham Young
15. Indiana
16. Vanderbilt
16. Xavier
16. Oklahoma City
19. Notre Dame
20. Kansas St.

1958

AP

1. West Virginia
2. Cincinnati
3. Kansas St.
4. San Francisco
5. Temple
6. Maryland
7. Kansas
8. Notre Dame
9. Kentucky
10. Duke
11. Dayton
12. Indiana
13. North Carolina
14. Bradley
15. Mississippi St.
16. Auburn
17. Michigan St.
18. Seattle
19. Oklahoma St.
20. North Carolina St.

UPI

1. West Virginia
2. Cincinnati
3. San Francisco
4. Kansas St.
5. Temple
6. Maryland
7. Notre Dame
8. Kansas
9. Dayton
10. Indiana
11. Bradley
12. North Carolina
13. Duke
14. Kentucky
15. Oklahoma St.
16. Oregon St.
16. North Carolina St.
18. St. Bonaventure
19. Michigan St.
19. Wyoming
19. Seattle

1959**AP**

1. Kansas St.
2. Kentucky
3. Mississippi St.
4. Bradley
5. Cincinnati
6. North Carolina St.
7. Michigan St.
8. Auburn
9. North Carolina
10. West Virginia
11. California
12. St. Louis
13. Seattle
14. St. Joseph's
15. St. Mary's (Cal.)
16. TCU
17. Oklahoma City
18. Utah
19. St. Bonaventure
20. Marquette

UPI

1. Kansas St.
2. Kentucky
3. Michigan St.
4. Cincinnati
5. North Carolina St.
6. North Carolina
6. Mississippi St.
8. Bradley
9. California
10. Auburn
11. West Virginia
12. TCU
13. St. Louis
14. Utah
15. Marquette
16. Tennessee Tech
17. St. John's (N.Y.)
18. Navy
18. St. Mary's (Cal.)
20. St. Joseph's

1960**AP**

1. Cincinnati
2. California
3. Ohio St.
4. Bradley
5. West Virginia
6. Utah
7. Indiana
8. Utah St.
9. St. Bonaventure
10. Miami (Fla.)
11. Auburn
12. New York U.
13. Georgia Tech
14. Providence
15. St. Louis
16. Holy Cross
17. Villanova
18. Duke
19. Wake Forest
20. St. John's (N.Y.)

UPI

1. California
2. Cincinnati
3. Ohio St.
4. Bradley
5. Utah
6. West Virginia
7. Utah St.
8. Georgia Tech
9. Villanova
10. Indiana
11. St. Bonaventure
12. New York U.
13. Texas
14. North Carolina
15. Duke
16. Kansas St.
17. Auburn
18. Providence
19. St. Louis
20. Dayton

1961**AP**

1. Ohio St.
2. Cincinnati
3. St. Bonaventure
4. Kansas St.
5. North Carolina
6. Bradley
7. Southern California
8. Iowa
9. West Virginia
10. Duke
11. Utah
12. Texas Tech
13. Niagara
14. Memphis
15. Wake Forest
16. St. John's (N.Y.)
17. St. Joseph's
18. Drake
19. Holy Cross
20. Kentucky

UPI

1. Ohio St.
2. Cincinnati
3. St. Bonaventure
4. Kansas St.
5. Southern California
6. North Carolina
7. Bradley
8. St. John's (N.Y.)
9. Duke
10. Wake Forest
11. Iowa
12. West Virginia
13. Utah
14. St. Louis
15. Louisville
16. St. Joseph's
17. Dayton
18. Kentucky
18. Texas Tech
20. Memphis

1962**AP**

1. Ohio St.
2. Cincinnati
3. Kentucky
4. Mississippi St.
5. Bradley
6. Kansas St.
7. Utah
8. Bowling Green
9. Colorado
10. Duke
11. Loyola (Ill.)
12. St. John's (N.Y.)
13. Wake Forest
14. Oregon St.
15. West Virginia
16. Arizona St.
17. Duquesne
18. Utah
19. UCLA
20. Villanova

UPI

1. Ohio St.
2. Cincinnati
3. Kentucky
4. Mississippi St.
5. Kansas St.
6. Bradley
7. Wake Forest
8. Colorado
9. Bowling Green
10. Utah
11. Oregon St.
12. St. John's (N.Y.)
13. Duke
13. Loyola (Ill.)
15. Arizona St.
16. West Virginia
17. UCLA
18. Duquesne
19. Utah St.
20. Villanova

1963**AP**

1. Cincinnati
2. Duke
3. Loyola (Ill.)
4. Arizona St.
5. Wichita St.
6. Mississippi St.
7. Ohio St.
8. Illinois
9. New York U.
10. Colorado

UPI

1. Cincinnati
2. Duke
3. Arizona St.
4. Loyola (Ill.)
5. Illinois
6. Wichita St.
7. Mississippi St.
8. Ohio St.
9. Colorado
10. Stanford
11. New York U.
12. Texas
13. Providence
14. Oregon St.
15. UCLA
16. St. Joseph's
16. West Virginia
18. Bowling Green
19. Kansas St.
19. Seattle

1964**AP**

1. UCLA
2. Michigan
3. Duke
4. Kentucky
5. Wichita St.
6. Oregon St.
7. Villanova
8. Loyola (Ill.)
9. DePaul
10. Davidson

UPI

1. UCLA
2. Michigan
3. Kentucky
4. Duke
5. Oregon St.
6. Wichita St.
7. Villanova
8. Loyola (Ill.)
9. UTEP
10. Davidson
11. DePaul
12. Kansas St.
13. Drake
13. San Francisco
15. Utah St.
16. Ohio St.
16. New Mexico
18. Texas A&M
19. Arizona St.
19. Providence

1965**AP**

1. Michigan
2. UCLA
3. St. Joseph's
4. Providence
5. Vanderbilt
6. Davidson
7. Minnesota
8. Villanova
9. Brigham Young
10. Duke

UPI

1. Michigan
2. UCLA
3. St. Joseph's
4. Providence
5. Vanderbilt
6. Brigham Young
7. Davidson
8. Minnesota
9. Duke
10. San Francisco
11. Villanova
12. North Carolina St.
13. Oklahoma St.
14. Wichita St.
15. Connecticut
16. Illinois
17. Tennessee
18. Indiana
19. Miami (Fla.)
20. Dayton

1966**AP**

1. Kentucky
2. Duke
3. UTEP
4. Kansas
5. St. Joseph's
6. Loyola (Ill.)
7. Cincinnati
8. Vanderbilt
9. Michigan
10. Western Ky.

UPI

1. Kentucky
2. Duke
3. UTEP
4. Kansas
5. Loyola (Ill.)
6. St. Joseph's
7. Michigan
8. Vanderbilt
9. Cincinnati
10. Providence
11. Nebraska
12. Utah
13. Oklahoma City
14. Houston
15. Oregon St.
16. Syracuse
17. Pacific
18. Davidson
19. Brigham Young
19. Dayton

1967**AP**

1. UCLA
2. Louisville
3. Kansas
4. North Carolina
5. Princeton
6. Western Ky.
7. Houston
8. Tennessee
9. Boston College
10. UTEP

UPI

1. UCLA
2. Louisville
3. North Carolina
4. Kansas
5. Princeton
6. Houston
7. Western Ky.
8. UTEP
9. Tennessee
10. Boston College
11. Toledo
12. St. John's (N.Y.)
13. Tulsa
14. Vanderbilt
14. Utah St.
16. Pacific
17. Providence
18. New Mexico
19. Duke
20. Florida

1968**AP**

1. Houston
2. UCLA
3. St. Bonaventure
4. North Carolina
5. Kentucky
6. New Mexico
7. Columbia
8. Davidson
9. Louisville
10. Duke

UPI

1. Houston
2. UCLA
3. St. Bonaventure
4. North Carolina
5. Kentucky
6. Columbia
7. New Mexico
8. Louisville
9. Davidson
10. Marquette
11. Duke
12. New Mexico St.
13. Vanderbilt
14. Kansas St.
15. Princeton
16. Army
17. Santa Clara
18. Utah
19. Bradley
20. Iowa

1969**AP**

1. UCLA
2. La Salle
3. Santa Clara
4. North Carolina
5. Davidson
6. Purdue
7. Kentucky
8. St. John's (N.Y.)
9. Duquesne
10. Villanova
11. Drake
12. New Mexico St.
13. South Carolina
14. Marquette
15. Louisville
16. Boston College
17. Notre Dame
18. Colorado
19. Kansas
20. Illinois

UPI

1. UCLA
2. North Carolina
3. Davidson
4. Santa Clara
5. Kentucky
6. La Salle
7. Purdue
8. St. John's (N.Y.)
9. New Mexico St.
10. Duquesne
11. Drake
12. Colorado
13. Louisville
14. Marquette
15. Villanova
15. Boston College
17. Weber St.
17. Wyoming
19. Colorado St.
20. South Carolina
20. Kansas

1970**AP**

1. Kentucky
2. UCLA
3. St. Bonaventure
4. Jacksonville
5. New Mexico St.
6. South Carolina
7. Iowa
8. Marquette
9. Notre Dame
10. North Carolina St.
11. Florida St.
12. Houston
13. Penn
14. Drake
15. Davidson
16. Utah St.
17. Niagara
18. Western Ky.
19. Long Beach St.
20. Southern California

UPI

1. Kentucky
2. UCLA
3. St. Bonaventure
4. New Mexico St.
5. Jacksonville
6. South Carolina
7. Iowa
8. Notre Dame
9. Drake
10. Marquette
11. Houston
12. North Carolina St.
13. Penn
14. Florida St.
15. Villanova
15. Long Beach St.
17. Western Ky.
17. Utah St.
17. Niagara
20. Cincinnati
20. UTEP

1971**AP**

1. UCLA
2. Marquette
3. Penn
4. Kansas
5. Southern California
6. South Carolina
7. Western Ky.
8. Kentucky
9. Fordham
10. Ohio St.
11. Jacksonville
12. Notre Dame
13. North Carolina
14. Houston
15. Duquesne
16. Long Beach St.
17. Tennessee
18. Villanova
19. Drake
20. Brigham Young

UPI

1. UCLA
2. Marquette
3. Penn
4. Kansas
5. Southern California
6. South Carolina
7. Western Ky.
8. Kentucky
9. Fordham
10. Ohio St.
11. Jacksonville
11. Brigham Young
13. North Carolina
14. Notre Dame
14. Long Beach St.
16. Drake
17. Villanova
18. Duquesne
18. Houston
20. Weber St.

1972**AP**

1. UCLA
2. North Carolina
3. Penn
4. Louisville
5. Long Beach St.
6. South Carolina
7. Marquette
8. La.-Lafayette
9. Brigham Young
10. Florida St.
11. Minnesota
12. Marshall
13. Memphis
14. Maryland
15. Villanova
16. Oral Roberts
17. Indiana
18. Kentucky
19. Ohio St.
20. Virginia

UPI

1. UCLA
2. North Carolina
3. Penn
4. Louisville
5. South Carolina
6. Long Beach St.
7. Marquette
8. La.-Lafayette
9. Brigham Young
10. Florida St.
11. Maryland
12. Minnesota
13. Memphis
14. Kentucky
15. Villanova
16. Kansas St.
17. UTEP
18. Marshall
19. Missouri
19. Weber St.

1973**AP**

1. UCLA
2. North Carolina St.
3. Long Beach St.
4. Providence
5. Marquette
6. Indiana
7. La.-Lafayette
8. Maryland
9. Kansas St.
10. Minnesota
11. North Carolina
12. Memphis
13. Houston
14. Syracuse
15. Missouri
16. Arizona St.
17. Kentucky
18. Penn
19. Austin Peay
20. San Francisco

UPI

1. UCLA
2. North Carolina St.
3. Long Beach St.
4. Marquette
5. Providence
6. Indiana
7. La.-Lafayette
7. Kansas St.
9. Minnesota
10. Maryland
11. Memphis
12. North Carolina
13. Arizona St.
14. Syracuse
15. Kentucky
16. South Carolina
17. Missouri
18. Weber St.
18. Houston
20. Penn

1974**AP**

1. North Carolina St.
2. UCLA
3. Marquette
4. Maryland
5. Notre Dame
6. Michigan
7. Kansas
8. Providence
9. Indiana
10. Long Beach St.
11. Purdue
12. North Carolina
13. Vanderbilt
14. Alabama
15. Utah
16. Pittsburgh
17. Southern California
18. Oral Roberts
19. South Carolina
20. Dayton

UPI

1. North Carolina St.
2. UCLA
3. Notre Dame
4. Maryland
5. Marquette
6. Providence
7. Vanderbilt
8. North Carolina
9. Indiana
10. Kansas
11. Long Beach St.
12. Michigan
13. Southern California
14. Pittsburgh
15. Louisville
16. South Carolina
17. Creighton
18. New Mexico
19. Alabama
20. Dayton

1975**AP**

1. UCLA
2. Kentucky
3. Indiana
4. Louisville
5. Maryland
6. Syracuse
7. North Carolina St.
8. Arizona St.
9. North Carolina
10. Alabama
11. Marquette
12. Princeton
13. Cincinnati
14. Notre Dame
15. Kansas St.
16. Drake
17. UNLV
18. Oregon St.
19. Michigan
20. Penn

UPI

1. Indiana
2. UCLA
3. Louisville
4. Kentucky
5. Maryland
6. Marquette
7. Arizona St.
8. Alabama
9. North Carolina St.
10. North Carolina
11. Penn
12. Southern California
13. Utah St.
14. UNLV
14. Notre Dame
16. Creighton
17. Arizona
18. New Mexico St.
19. Clemson
20. UTEP

1976**AP**

1. Indiana
2. Marquette
3. UNLV
4. Rutgers
5. UCLA
6. Alabama
7. Notre Dame
8. North Carolina
9. Michigan
10. Western Mich.
11. Maryland
12. Cincinnati
13. Tennessee
14. Missouri
15. Arizona
16. Texas Tech
17. DePaul
18. Virginia
19. Centenary (La.)
20. Pepperdine

UPI

1. Indiana
2. Marquette
3. Rutgers
4. UNLV
5. UCLA
6. North Carolina
7. Alabama
8. Notre Dame
9. Michigan
10. Washington
11. Missouri
12. Arizona
13. Maryland
14. Tennessee
15. Virginia
16. Cincinnati
16. Florida St.
18. St. John's (N.Y.)
19. Western Mich.
19. Princeton

1977**AP**

1. Michigan
2. UCLA
3. Kentucky
4. UNLV
5. North Carolina
6. Syracuse
7. Marquette
8. San Francisco
9. Wake Forest
10. Notre Dame
11. Alabama
12. Detroit
13. Minnesota
14. Utah
15. Tennessee
16. Kansas St.
17. Charlotte
18. Arkansas
19. Louisville
20. VMI

UPI

1. Michigan
2. San Francisco
3. North Carolina
4. UCLA
5. Kentucky
6. UNLV
7. Arkansas
8. Tennessee
9. Syracuse
10. Utah
11. Kansas St.
12. Cincinnati
13. Louisville
14. Marquette
15. Providence
16. Indiana St.
17. Minnesota
18. Alabama
19. Detroit
20. Purdue

1978**AP**

1. Kentucky
2. UCLA
3. DePaul
4. Michigan St.
5. Arkansas
6. Notre Dame
7. Duke
8. Marquette
9. Louisville
10. Kansas
11. San Francisco
12. New Mexico
13. Indiana
14. Utah
15. Florida St.
16. North Carolina
17. Texas
18. Detroit
19. Miami (Ohio)
20. Penn

UPI

1. Kentucky
2. UCLA
3. Marquette
4. New Mexico
5. Michigan St.
6. Arkansas
7. DePaul
8. Kansas
9. Duke
10. North Carolina
11. Notre Dame
12. Florida St.
13. San Francisco
14. Louisville
15. Indiana
16. Houston
17. Utah St.
18. Utah
19. Texas
20. Georgetown

1979**AP**

1. Indiana St.
2. UCLA
3. Michigan St.
4. Notre Dame
5. Arkansas
6. DePaul
7. LSU
8. Syracuse
9. North Carolina
10. Marquette
11. Duke
12. San Francisco
13. Louisville
14. Penn
15. Purdue
16. Oklahoma
17. St. John's (N.Y.)
18. Rutgers
19. Louisville
20. Iowa

UPI

1. Indiana St.
2. UCLA
3. North Carolina
4. Michigan St.
5. Notre Dame
6. Arkansas
7. Duke
8. DePaul
9. LSU
10. Syracuse
11. Iowa
12. Georgetown
13. Marquette
14. Purdue
15. Texas
16. Temple
17. San Francisco
18. Tennessee
19. Louisville
20. Detroit

1980**AP**

1. DePaul
2. Louisville
3. LSU
4. Kentucky
5. Oregon St.
6. Syracuse
7. Indiana
8. Maryland
9. Notre Dame
10. Ohio St.
11. Georgetown
12. Brigham Young
13. St. John's (N.Y.)
14. Duke
15. North Carolina
16. Missouri
17. Weber St.
18. Arizona St.
19. Iowa
20. Purdue

UPI

1. DePaul
2. LSU
3. Kentucky
4. Louisville
5. Oregon St.
6. Syracuse
7. Indiana
8. Maryland
9. Ohio St.
10. Georgetown
11. Notre Dame
12. Brigham Young
13. St. John's (N.Y.)
14. Missouri
15. North Carolina
16. Duke
17. Weber St.
18. Texas A&M
19. Arizona St.
20. Kansas St.

1981**AP**

1. DePaul
2. Oregon St.
3. Arizona St.
4. LSU
5. Virginia
6. North Carolina
7. Notre Dame
8. Kentucky
9. Indiana
10. UCLA
11. Wake Forest
12. Louisville
13. Iowa
14. Utah
15. Tennessee
16. Brigham Young
17. Wyoming
18. Maryland
19. Illinois
20. Arkansas

UPI

1. DePaul
2. Oregon St.
3. Virginia
4. LSU
5. Arizona St.
6. North Carolina
7. Indiana
8. Kentucky
9. Notre Dame
10. Utah
11. UCLA
12. Iowa
13. Louisville
14. Wake Forest
15. Tennessee
16. Wyoming
17. Brigham Young
18. Illinois
19. Kansas
20. Maryland

1982**AP**

1. North Carolina
2. DePaul
3. Virginia
4. Oregon St.
5. Missouri
6. Georgetown
7. Minnesota
8. Idaho
9. Memphis
10. Tulsa
11. Fresno St.
12. Arkansas
13. Alabama
14. West Virginia
15. Kentucky
16. Iowa
17. UAB
18. Wake Forest
19. UCLA
20. Louisville

UPI

1. North Carolina
2. DePaul
3. Virginia
4. Oregon St.
5. Missouri
6. Minnesota
7. Georgetown
8. Idaho
9. Memphis
10. Fresno St.
11. Tulsa
12. Alabama
13. Arkansas
14. Kentucky
15. Wyoming
16. Iowa
17. West Virginia
18. Kansas St.
19. Wake Forest
20. Louisville

1983

- AP**
- Houston
 - Louisville
 - St. John's (N.Y.)
 - Virginia
 - Indiana
 - UNLV
 - UCLA
 - North Carolina
 - Arkansas
 - Missouri
 - Boston College
 - Kentucky
 - Villanova
 - Wichita St.
 - Chattanooga
 - North Carolina St.
 - Memphis
 - Georgia
 - Oklahoma St.
 - Georgetown

- UPI**
- Houston
 - Louisville
 - St. John's (N.Y.)
 - Virginia
 - Indiana
 - UNLV
 - UCLA
 - North Carolina
 - Arkansas
 - Kentucky
 - Villanova
 - Missouri
 - Boston College
 - North Carolina St.
 - Georgia
 - Chattanooga
 - Memphis
 - Illinois St.
 - Oklahoma St.
 - Georgetown

1984

- AP**
- North Carolina
 - Georgetown
 - Kentucky
 - DePaul
 - Houston
 - Illinois
 - Oklahoma
 - Arkansas
 - UTEP
 - Purdue
 - Maryland
 - Tulsa
 - UNLV
 - Duke
 - Washington
 - Memphis
 - Oregon St.
 - Syracuse
 - Wake Forest
 - Temple

- UPI**
- North Carolina
 - Georgetown
 - Kentucky
 - DePaul
 - Houston
 - Illinois
 - Arkansas
 - Oklahoma
 - UTEP
 - Maryland
 - Purdue
 - Tulsa
 - UNLV
 - Duke
 - Washington
 - Memphis
 - Syracuse
 - Indiana
 - Auburn
 - Oregon St.

1985

- AP**
- Georgetown
 - Michigan
 - St. John's (N.Y.)
 - Oklahoma
 - Memphis
 - Georgia Tech
 - North Carolina
 - Louisiana Tech
 - UNLV
 - Duke
 - Va. Commonwealth
 - Illinois
 - Kansas
 - Loyola (Ill.)
 - Syracuse
 - North Carolina St.
 - Texas Tech
 - Tulsa
 - Georgia
 - LSU

- UPI**
- Georgetown
 - Michigan
 - St. John's (N.Y.)
 - Memphis
 - Oklahoma
 - Georgia Tech
 - North Carolina
 - Louisiana Tech
 - UNLV
 - Illinois
 - Va. Commonwealth
 - Duke
 - Kansas
 - Tulsa
 - Syracuse
 - Texas Tech
 - Loyola (Ill.)
 - North Carolina St.
 - LSU
 - Michigan St.

1986

- AP**
- Duke
 - Kansas
 - Kentucky
 - St. John's (N.Y.)
 - Michigan
 - Georgia Tech
 - Louisville
 - North Carolina
 - Syracuse
 - Notre Dame
 - UNLV
 - Memphis
 - Georgetown
 - Bradley
 - Oklahoma
 - Indiana
 - Navy
 - Michigan St.
 - Illinois
 - UTEP

- UPI**
- Duke
 - Kansas
 - St. John's (N.Y.)
 - Kentucky
 - Michigan
 - Georgia Tech
 - Louisville
 - North Carolina
 - Syracuse
 - UNLV
 - Notre Dame
 - Memphis
 - Bradley
 - Indiana
 - Georgetown
 - UTEP
 - Oklahoma
 - Michigan St.
 - Alabama
 - Illinois

1987

- AP**
- UNLV
 - North Carolina
 - Indiana
 - Georgetown
 - DePaul
 - Iowa
 - Purdue
 - Temple
 - Alabama
 - Syracuse
 - Illinois
 - Pittsburgh
 - Clemson
 - Missouri
 - UCLA
 - New Orleans
 - Duke
 - Notre Dame
 - TCU
 - Kansas

- UPI**
- UNLV
 - Indiana
 - North Carolina
 - Georgetown
 - DePaul
 - Purdue
 - Iowa
 - Temple
 - Alabama
 - Syracuse
 - Illinois
 - Pittsburgh
 - UCLA
 - Missouri
 - Clemson
 - TCU
 - Wyoming
 - Notre Dame
 - New Orleans
 - Oklahoma
 - UTEP

1988

- AP**
- Temple
 - Arizona
 - Purdue
 - Oklahoma
 - Duke
 - Kentucky
 - North Carolina
 - Pittsburgh
 - Syracuse
 - Michigan
 - Bradley
 - UNLV
 - Wyoming
 - North Carolina St.
 - Loyola Marymount
 - Illinois
 - Iowa
 - Xavier
 - Brigham Young
 - Kansas St.

- UPI**
- Temple
 - Arizona
 - Purdue
 - Oklahoma
 - Duke
 - Kentucky
 - Pittsburgh
 - North Carolina
 - Syracuse
 - Michigan
 - UNLV
 - Bradley
 - North Carolina St.
 - Wyoming
 - Illinois
 - Loyola Marymount
 - Brigham Young
 - Iowa
 - Indiana
 - Kansas St.

1989

- AP**
- Arizona
 - Georgetown
 - Illinois
 - Oklahoma
 - North Carolina
 - Missouri
 - Syracuse
 - Indiana
 - Duke
 - Michigan
 - Seton Hall
 - Louisville
 - Stanford
 - Iowa
 - UNLV
 - Florida St.
 - West Virginia
 - Ball St.
 - North Carolina St.
 - Alabama

- UPI**
- Arizona
 - Georgetown
 - Illinois
 - North Carolina
 - Oklahoma
 - Indiana
 - Duke
 - Missouri
 - Syracuse
 - Michigan
 - Seton Hall
 - Stanford
 - Louisville
 - UCLA
 - UNLV
 - Iowa
 - Florida St.
 - Arkansas
 - North Carolina St.
 - West Virginia
 - Alabama

1990

- AP**
- Oklahoma
 - UNLV
 - Connecticut
 - Michigan St.
 - Kansas
 - Syracuse
 - Arkansas
 - Georgetown
 - Georgia Tech
 - Purdue
 - Missouri
 - La Salle
 - Michigan
 - Arizona
 - Duke
 - Louisville
 - Clemson
 - Illinois
 - LSU
 - Minnesota
 - Loyola Marymount
 - Oregon St.
 - Alabama
 - New Mexico St.
 - Xavier

- UPI**
- Oklahoma
 - UNLV
 - Connecticut
 - Michigan St.
 - Kansas
 - Syracuse
 - Georgia Tech
 - Arkansas
 - Georgetown
 - Purdue
 - Missouri
 - Arizona
 - La Salle
 - Duke
 - Michigan
 - Louisville
 - Clemson

- Illinois
- Alabama
- New Mexico St.

1991

- AP**
- UNLV
 - Arkansas
 - Indiana
 - North Carolina
 - Ohio St.
 - Duke
 - Syracuse
 - Arizona
 - Kentucky
 - Utah
 - Nebraska
 - Kansas
 - Seton Hall
 - Oklahoma St.
 - New Mexico St.
 - UCLA
 - East Tenn. St.
 - Princeton
 - Alabama
 - St. John's (N.Y.)
 - Mississippi St.
 - LSU
 - Texas
 - DePaul
 - Southern Miss.

- UPI**
- UNLV
 - Arkansas
 - Indiana
 - North Carolina
 - Ohio St.
 - Duke
 - Arizona
 - Syracuse
 - Nebraska
 - Utah
 - Seton Hall
 - Kansas
 - Oklahoma St.
 - UCLA
 - East Tenn. St.
 - Alabama
 - New Mexico St.
 - Mississippi St.
 - St. John's (N.Y.)
 - Princeton
 - LSU
 - Michigan St.
 - Georgetown
 - North Carolina St.
 - Texas

1992

- AP**
- Duke
 - Kansas
 - Ohio St.
 - UCLA
 - Indiana
 - Kentucky
 - UNLV
 - Southern California
 - Arkansas
 - Arizona
 - Oklahoma St.
 - Cincinnati
 - Alabama
 - Michigan St.
 - Michigan
 - Missouri
 - Massachusetts
 - North Carolina
 - Seton Hall
 - Florida St.
 - Syracuse
 - Georgetown
 - Oklahoma
 - DePaul
 - LSU

- UPI**
- Duke
 - Kansas
 - UCLA

- Ohio St.
- Arizona
- Indiana
- Southern California
- Arkansas
- Kentucky
- Oklahoma St.
- Michigan St.
- Missouri
- Alabama
- Cincinnati
- North Carolina
- Florida St.
- Michigan
- Seton Hall
- Georgetown
- Syracuse
- Massachusetts
- Oklahoma
- DePaul
- St. John's (N.Y.)
- Tulane

1993

- AP**
- Indiana
 - Kentucky
 - Michigan
 - North Carolina
 - Arizona
 - Seton Hall
 - Cincinnati
 - Vanderbilt
 - Kansas
 - Duke
 - Florida St.
 - Arkansas
 - Iowa
 - Massachusetts
 - Louisville
 - Wake Forest
 - New Orleans
 - Georgia Tech
 - Utah
 - Western Ky.
 - New Mexico
 - Purdue
 - Oklahoma St.
 - New Mexico St.
 - UNLV

USA TODAY/CNN

- Indiana
- North Carolina
- Kentucky
- Michigan
- Arizona
- Seton Hall
- Cincinnati
- Kansas
- Vanderbilt
- Duke
- Florida St.
- Arkansas
- Iowa
- Louisville
- Wake Forest
- Utah
- Massachusetts
- New Orleans
- UNLV
- Georgia Tech
- Purdue
- Virginia
- Oklahoma St.
- New Mexico St.
- Western Ky.

1994

- AP**
- North Carolina
 - Arkansas
 - Purdue
 - Connecticut
 - Missouri
 - Duke
 - Kentucky
 - Massachusetts
 - Arizona
 - Louisville
 - Michigan

12. Temple
13. Kansas
14. Florida
15. Syracuse
16. California
17. UCLA
18. Indiana
19. Oklahoma St.
20. Texas
21. Marquette
22. Nebraska
23. Minnesota
24. St. Louis
25. Cincinnati

USA TODAY/CNN

1. Arkansas
2. North Carolina
3. Connecticut
4. Purdue
5. Missouri
6. Duke
7. Massachusetts
8. Kentucky
9. Louisville
10. Arizona
11. Michigan
12. Temple
13. Kansas
14. Syracuse
15. Florida
16. UCLA
17. California
18. Indiana
19. Oklahoma St.
20. Minnesota
21. St. Louis
22. Marquette
23. UAB
24. Texas
25. Cincinnati

1995**AP**

1. UCLA
2. Kentucky
3. Wake Forest
4. North Carolina
5. Kansas
6. Arkansas
7. Massachusetts
8. Connecticut
9. Villanova
10. Maryland
11. Michigan St.
12. Purdue
13. Virginia
14. Oklahoma St.
15. Arizona
16. Arizona St.
17. Oklahoma
18. Mississippi St.
19. Utah
20. Alabama
21. Western Ky.
22. Georgetown
23. Missouri
24. Iowa St.
25. Syracuse

USA TODAY/NABC

1. UCLA
2. Kentucky
3. Wake Forest
4. Kansas
5. North Carolina
6. Arkansas
7. Massachusetts
8. Connecticut
9. Michigan St.
10. Maryland
11. Purdue
12. Villanova
13. Arizona
14. Oklahoma St.
15. Virginia
16. Arizona St.
17. Utah
18. Iowa St.
19. Mississippi St.
20. Oklahoma
21. Alabama

22. Syracuse
23. Missouri
24. Oregon
25. Stanford

1996**AP**

1. Massachusetts
2. Kentucky
3. Connecticut
4. Georgetown
4. Kansas
4. Purdue
7. Cincinnati
8. Texas Tech
9. Wake Forest
10. Villanova
11. Arizona
12. Utah
13. Georgia Tech
14. UCLA
15. Syracuse
16. Memphis
17. Iowa St.
18. Penn St.
19. Mississippi St.
20. Marquette
21. Iowa
22. Virginia Tech
23. New Mexico
24. Louisville
25. North Carolina

USA TODAY/NABC

1. Massachusetts
2. Kentucky
3. Connecticut
4. Purdue
5. Georgetown
6. Cincinnati
7. Texas Tech
8. Kansas
9. Wake Forest
10. Utah
11. Arizona
12. Villanova
13. UCLA
14. Syracuse
15. Georgia Tech
16. Iowa St.
17. Memphis
18. Penn St.
19. Iowa
20. Mississippi St.
21. Virginia Tech
22. Marquette
23. Louisville
24. North Carolina
25. Stanford

1997**AP**

1. Kansas
2. Utah
3. Minnesota
4. North Carolina
5. Kentucky
6. South Carolina
7. UCLA
8. Duke
9. Wake Forest
10. Cincinnati
11. New Mexico
12. St. Joseph's
13. Xavier
14. Clemson
15. Arizona
16. Col. of Charleston
17. Georgia
18. Iowa St.
19. Illinois
20. Villanova
21. Stanford
22. Maryland
23. Boston College
24. Colorado
25. Louisville

USA TODAY/NABC

1. Kansas
2. Utah

3. Minnesota
4. Kentucky
5. North Carolina
6. South Carolina
7. UCLA
8. Duke
9. Wake Forest
10. Cincinnati
11. New Mexico
12. Clemson
13. Arizona
14. Xavier
15. St. Joseph's
16. Villanova
17. Iowa St.
18. Col. of Charleston
19. Maryland
20. Boston College
21. Stanford
22. Georgia
23. Colorado
24. Illinois
25. Louisville

1998**AP**

1. North Carolina
2. Kansas
3. Duke
4. Arizona
5. Kentucky
6. Connecticut
7. Utah
8. Princeton
9. Cincinnati
10. Stanford
11. Purdue
12. Michigan
13. Mississippi
14. South Carolina
15. TCU
16. Michigan St.
17. Arkansas
18. New Mexico
19. UCLA
20. Maryland
21. Syracuse
22. Illinois
23. Xavier
24. Temple
25. Murray St.

USA TODAY/NABC

1. North Carolina
2. Kansas
3. Duke
4. Arizona
5. Connecticut
6. Kentucky
7. Utah
8. Princeton
9. Purdue
10. Stanford
11. Cincinnati
12. Michigan
13. South Carolina
14. Mississippi
15. Michigan St.
16. TCU
17. Arkansas
18. New Mexico
19. Syracuse
20. UCLA
21. Xavier
22. Maryland
23. Illinois
24. Temple
25. Oklahoma

1999**AP**

1. Duke
2. Michigan St.
3. Connecticut
4. Auburn
5. Maryland
6. Utah
7. Stanford
8. Kentucky
9. St. John's (N.Y.)
10. Miami (Fla.)

11. Cincinnati
12. Arizona
13. North Carolina
14. Ohio St.
15. UCLA
16. Col. of Charleston
17. Arkansas
18. Wisconsin
19. Indiana
20. Texas
21. Iowa
22. Kansas
23. Florida
24. Charlotte
25. New Mexico

USA TODAY/NABC

1. Duke
2. Michigan St.
3. Connecticut
4. Auburn
5. Maryland
6. Utah
7. Stanford
8. St. John's (N.Y.)
9. Cincinnati
10. Arizona
11. Kentucky
12. Miami (Fla.)
13. North Carolina
14. Ohio St.
15. UCLA
16. Col. of Charleston
17. Wisconsin
18. Indiana
19. Arkansas
20. Iowa
21. Syracuse
22. Kansas
23. Texas
24. New Mexico
25. Florida

2000**AP**

1. Duke
2. Michigan St.
3. Stanford
4. Arizona
5. Temple
6. Iowa St.
7. Cincinnati
8. Ohio St.
9. St. John's (N.Y.)
10. LSU
11. Tennessee
12. Oklahoma
13. Florida
14. Oklahoma St.
15. Texas
16. Syracuse
17. Maryland
18. Tulsa
19. Kentucky
20. Connecticut
21. Illinois
22. Indiana
23. Miami (Fla.)
24. Auburn
25. Purdue

USA TODAY/NABC

1. Duke
2. Michigan St.
3. Stanford
4. Arizona
5. Temple
6. Cincinnati
7. Iowa St.
8. Ohio St.
9. LSU
10. Tennessee
11. Florida
12. St. John's (N.Y.)
13. Oklahoma
14. Syracuse
15. Oklahoma St.
16. Maryland
17. Indiana
18. Texas
19. Tulsa
20. Kentucky

21. Connecticut
22. Auburn
23. Illinois
24. Purdue
25. Miami (Fla.)

2001**AP**

1. Duke
2. Stanford
3. Michigan St.
4. Illinois
5. Arizona
6. North Carolina
7. Boston College
8. Florida
9. Kentucky
10. Iowa St.
11. Maryland
12. Kansas
13. Oklahoma
14. Mississippi
15. UCLA
16. Virginia
17. Syracuse
18. Texas
19. Notre Dame
20. Indiana
21. Georgetown
22. St. Joseph's
23. Wake Forest
24. Iowa
25. Wisconsin

USA TODAY/NABC

1. Duke
2. Stanford
3. Michigan St.
4. Arizona
5. North Carolina
6. Illinois
7. Boston College
8. Florida
9. Iowa St.
10. Kentucky
11. Maryland
12. Kansas
13. Mississippi
14. Oklahoma
15. Virginia
16. Syracuse
17. Texas
18. UCLA
19. Notre Dame
20. Georgetown
21. Indiana
22. Wake Forest
23. St. Joseph's
24. Wisconsin
25. Iowa

2002**AP**

1. Duke
2. Kansas
3. Oklahoma
4. Maryland
5. Cincinnati
6. Gonzaga
7. Arizona
8. Alabama
9. Pittsburgh
10. Connecticut
11. Oregon
12. Marquette
13. Illinois
14. Ohio St.
15. Florida
16. Kentucky
17. Mississippi St.
18. Southern California
19. Western Ky.
20. Oklahoma St.
21. Miami (Fla.)
22. Xavier
23. Georgia
24. Stanford
25. Hawaii

USA TODAY/ESPN

1. Duke

2. Kansas
3. Oklahoma
4. Maryland
5. Cincinnati
6. Gonzaga
7. Pittsburgh
8. Alabama
8. Arizona
10. Marquette
11. Oregon
12. Ohio St.
13. Connecticut
14. Florida
15. Kentucky
16. Illinois
18. Southern California
18. Mississippi St.
19. Xavier
20. Western Ky.
21. Miami (Fla.)
22. Oklahoma St.
23. Stanford
24. Hawaii
25. North Carolina St.

2003**AP**

1. Kentucky
2. Arizona
3. Oklahoma
4. Pittsburgh
5. Texas
6. Kansas
7. Duke
8. Wake Forest
9. Marquette
10. Florida
11. Illinois
12. Xavier
13. Syracuse
14. Louisville
15. Creighton
16. Dayton
17. Maryland
18. Stanford
19. Memphis
20. Mississippi St.
21. Wisconsin
22. Notre Dame
23. Connecticut
24. Missouri
25. Georgia

USA TODAY/ESPN

1. Kentucky
2. Arizona
3. Oklahoma
4. Pittsburgh
5. Texas
6. Kansas
7. Duke
8. Florida
9. Wake Forest
10. Illinois
11. Marquette
12. Syracuse
13. Louisville
14. Xavier
15. Creighton
16. Stanford
17. Maryland
18. Dayton
19. Wisconsin
20. Notre Dame
21. Mississippi St.
22. Memphis
23. Oklahoma St.
24. Connecticut
25. Missouri

2004

- AP**
1. Stanford
 2. Kentucky
 3. Gonzaga
 4. Oklahoma St.
 5. St. Joseph's
 6. Duke
 7. Connecticut
 8. Mississippi St.
 9. Pittsburgh
 10. Wisconsin
 11. Cincinnati
 12. Texas
 13. Illinois
 14. Georgia Tech
 15. North Carolina St.
 16. Kansas
 17. Wake Forest
 18. North Carolina
 19. Maryland
 20. Syracuse
 21. Providence
 22. Arizona
 23. South Carolina
 24. Memphis
 25. Boston College

USA TODAY/ESPN

1. Stanford
2. Gonzaga
3. Oklahoma St.
4. Kentucky
5. St. Joseph's
6. Duke
7. Connecticut
8. Pittsburgh
9. Mississippi St.
10. Wisconsin
11. Texas
12. Cincinnati
13. Illinois
14. Kansas
15. Georgia Tech
16. Wake Forest
17. North Carolina St.
18. Arizona
19. Providence
20. North Carolina
21. Maryland
22. Utah St.
23. Southern Ill.
24. Syracuse
25. Michigan St.

2005

- AP**
1. Illinois
 2. North Carolina
 3. Duke
 4. Louisville
 5. Wake Forest
 6. Oklahoma St.
 7. Kentucky
 8. Washington
 9. Arizona
 10. Gonzaga
 11. Syracuse
 12. Kansas
 13. Connecticut
 14. Boston College
 15. Michigan St.
 16. Florida
 17. Oklahoma
 18. Utah
 19. Villanova
 20. Wisconsin
 21. Alabama
 22. Pacific
 23. Cincinnati
 24. Texas Tech
 25. Georgia Tech

USA TODAY/ESPN

1. Illinois
2. Duke
3. North Carolina
4. Louisville
5. Kentucky
6. Wake Forest
7. Washington
8. Oklahoma St.
9. Arizona
10. Kansas
11. Gonzaga
12. Boston College
13. Syracuse
14. Connecticut
15. Michigan St.
16. Oklahoma
17. Utah
18. Florida
19. Wisconsin
20. Pacific
21. Alabama
22. Villanova
23. Cincinnati
24. Texas Tech
25. Georgia Tech

Final Post-Tournament Polls

1994

USA TODAY/CNN

1. Arkansas
2. Duke
3. Arizona
4. Florida
5. Purdue
6. Missouri
7. Connecticut
8. Michigan
9. North Carolina
10. Louisville
11. Boston College
12. Kansas
13. Kentucky
14. Syracuse
15. Massachusetts
16. Indiana
17. Marquette
18. Temple
19. Tulsa
20. Maryland
21. Oklahoma St.
22. UCLA
23. Minnesota
24. Texas
25. Penn

1995

USA TODAY/NABC

1. UCLA
2. Arkansas
3. North Carolina
4. Oklahoma St.
5. Kentucky
6. Connecticut
7. Massachusetts
8. Virginia
9. Wake Forest
10. Kansas
11. Maryland
12. Mississippi St.
13. Arizona St.
14. Memphis
15. Tulsa
16. Georgetown
17. Syracuse
18. Missouri
19. Purdue
20. Michigan St.
21. Alabama
22. Utah
23. Villanova

24. Texas
25. Arizona

1996

USA TODAY/NABC

1. Kentucky
2. Massachusetts
3. Syracuse
4. Mississippi St.
5. Kansas
6. Cincinnati
7. Georgetown
8. Connecticut
9. Wake Forest
10. Texas Tech
11. Arizona
12. Utah
13. Georgia Tech
14. Louisville
15. Purdue
16. Georgia
17. Villanova
18. Arkansas
19. UCLA
20. Iowa St.
21. Virginia Tech
22. Iowa
23. Marquette
24. North Carolina
25. New Mexico

1997

USA TODAY/NABC

1. Arizona
2. Kentucky
3. Minnesota
4. North Carolina
5. Kansas
6. Utah
7. UCLA
8. Clemson
9. Wake Forest
10. Louisville
11. Duke
12. Stanford
13. Iowa St.
14. South Carolina
15. Providence
16. Cincinnati
17. St. Joseph's
18. California
19. New Mexico
20. Texas

1998

USA TODAY/NABC

1. Kentucky
2. Utah
3. North Carolina
4. Stanford
5. Duke
6. Arizona
7. Connecticut
8. Kansas
9. Purdue
10. Michigan St.
11. Rhode Island
12. UCLA
13. Syracuse
14. Cincinnati
15. Maryland
16. Princeton
17. Michigan
18. West Virginia
19. South Carolina
20. Mississippi
21. New Mexico
22. Arkansas
23. Valparaiso
24. Washington
25. TCU

1999

USA TODAY/NABC

1. Connecticut
2. Duke
3. Michigan St.
4. Ohio St.
5. Kentucky
6. St. John's (N.Y.)
7. Auburn
8. Maryland
9. Stanford
10. Utah
11. Cincinnati
12. Gonzaga
13. Miami (Fla.)
14. Temple
15. Iowa
16. Arizona
17. Florida
18. North Carolina
19. Oklahoma
20. Miami (Ohio)
21. UCLA
22. Purdue

23. Kansas
24. Missouri St.
25. Arkansas

2000

USA TODAY/NABC

1. Michigan St.
2. Florida
3. Iowa St.
4. Duke
5. Stanford
6. Oklahoma St.
7. Cincinnati
8. Arizona
9. Tulsa
10. Temple
11. North Carolina
12. Syracuse
13. LSU
14. Tennessee
15. Purdue
16. Wisconsin
17. Ohio St.
18. St. John's (N.Y.)
19. Oklahoma
20. Miami (Fla.)
21. Texas
22. Kentucky
23. UCLA
24. Gonzaga
25. Maryland

2001

USA TODAY/NABC

1. Duke
2. Arizona
3. Michigan St.
4. Maryland
5. Stanford
6. Illinois
7. Kansas
8. Kentucky
9. Mississippi
10. North Carolina
11. Boston College
12. UCLA
13. Florida
14. Southern California
15. Iowa St.
16. Temple
17. Georgetown
18. Syracuse
19. Oklahoma
20. Gonzaga
21. Virginia
22. Cincinnati
23. Notre Dame
24. St. Joseph's
25. Penn St.

2002

USA/ESPN

1. Maryland
2. Kansas
3. Indiana
4. Oklahoma
5. Duke
6. Oregon
8. Cincinnati
9. Pittsburgh
10. Arizona
11. Illinois
12. Kent St.
13. Kentucky
14. Alabama
15. Missouri
16. Gonzaga
17. Ohio St.
18. Marquette
18. Texas
20. UCLA
21. Mississippi St.
22. Southern Ill.
23. Florida
24. Xavier
25. North Carolina St.

2003

USA/ESPN

1. Syracuse
2. Kansas
3. Texas
4. Kentucky
5. Arizona
6. Marquette
7. Oklahoma
8. Pittsburgh
9. Duke
10. Maryland
11. Connecticut
12. Wake Forest
13. Illinois
13. Wisconsin
15. Notre Dame
16. Florida
17. Xavier
18. Michigan St.
19. Louisville
20. Stanford
21. Butler
22. Missouri
23. Creighton
24. Oklahoma St.
25. Dayton

2004

USA/ESPN

1. Connecticut
2. Duke
3. Georgia Tech
4. Oklahoma St.
5. St. Joseph's
6. Stanford
7. Pittsburgh
8. Kentucky
9. Kansas
10. Texas
11. Illinois
12. Gonzaga
13. Mississippi St.
14. Xavier
15. Wake Forest
16. Wisconsin
17. Alabama
18. Cincinnati
19. Syracuse
20. North Carolina St.
21. Nevada
22. North Carolina
23. UAB
24. Maryland
25. Vanderbilt

2005

USA/ESPN

1. North Carolina
2. Illinois
3. Louisville
4. Michigan St.
5. Kentucky
6. Arizona
7. Duke
8. Oklahoma St.
9. Washington
10. Wisconsin
11. Wake Forest
12. West Virginia
13. Syracuse
14. Utah
15. Kansas
16. Texas Tech
17. Connecticut
18. Gonzaga
19. Boston College
20. Oklahoma
21. Syracuse
22. North Carolina St.
23. Wis.-Milwaukee
24. Florida
25. Cincinnati

American Sports Wire Poll

The following poll ranks the top historically black institutions of the NCAA as selected by American Sports Wire and compiled by Dick Simpson.

Year	Team	Coach	Won	Lost
1992	Howard	Butch Beard	17	14
1993	Jackson St.	Andy Stoglin	25	9
1994	Texas Southern	Robert Moreland	19	11
1995	Texas Southern	Robert Moreland	22	7
1996	South Carolina St.	Cy Alexander	22	8
1997	Coppin St.	Fang Mitchell	22	9
1998	South Carolina St.	Cy Alexander	22	8
1999	Alcorn St.	Davey L. Whitney	23	7
2000	South Carolina St.	Cy Alexander	20	14
2001	Hampton	Steve Merfeld	25	7
2002	Hampton	Steve Merfeld	25	7
2003	South Carolina St.	Cy Alexander	20	11
2004	Florida A&M	Michael Gillespie	15	17
2005	Delaware St.	Greg Jackson	19	14



Division II Records

Individual Records.....	84
Team Records.....	85
All-Time Individual Leaders	87
Annual Individual Champions	92
Annual Team Champions	95
2005 Most-Improved Teams.....	98
All-Time Winningest Teams	98



Individual Records

Basketball records are confined to the "modern era," which began with the 1937-38 season, the first without the center jump after each goal scored. Official weekly statistics rankings in scoring and shooting began with the 1947-48 season. Individual rebounds were added for the 1950-51 season, while team rebounds were added for the 1959-60 season. Assists were added for the 1988-89 season. Blocked shots and steals were added for the 1992-93 season. Scoring and rebounding are ranked on per-game average; shooting, on percentage. Beginning with the 1967-68 season, Division II rankings were limited only to NCAA members. The 1973-74 season was the first under a three-division reorganization plan adopted by the special NCAA Convention of August 1973. In statistical rankings, the rounding of percentages and/or averages may indicate ties where none exist. In these cases, the numerical order of the rankings is accurate.

Scoring

POINTS

Game

113—Clarence "Bevo" Francis, Rio Grande vs. Hillsdale, Feb. 2, 1954

Season

1,329—Earl Monroe, Winston-Salem, 1967 (32 games)

Career

4,045—Travis Grant, Kentucky St., 1969-72 (121 games)

AVERAGE PER GAME

Season

†46.5—Clarence "Bevo" Francis, Rio Grande, 1954 (1,255 in 27)

Career

(Min. 1,400) 33.4—Travis Grant, Kentucky St., 1969-72 (4,045 in 121)

†Season and career figures for Francis limited only to his 39 games (27 in 1954) against four-year colleges.

GAMES SCORING AT LEAST 50 POINTS

Season

†8—Clarence "Bevo" Francis, Rio Grande, 1954

Career

†14—Clarence "Bevo" Francis, Rio Grande, 1953-54

†Season and career figures for Francis limited only to his 39 games (27 in 1954) against four-year colleges.

MOST GAMES SCORING IN DOUBLE FIGURES

Career

130—Lambert Shell, Bridgeport, 1989-92

POINTS SCORED IN OVERTIME

18—John Green, Barton vs. St. Andrews, Feb. 5, 2004 (team scored 19)

Field Goals

FIELD GOALS

Game

38—Clarence "Bevo" Francis, Rio Grande vs. Alliance, Jan. 16, 1954 (71 attempts) and vs. Hillsdale, Feb. 2, 1954 (70 attempts)

Season

539—Travis Grant, Kentucky St., 1972 (869 attempts)

Career

1,760—Travis Grant, Kentucky St., 1969-72 (2,759 attempts)

CONSECUTIVE FIELD GOALS

Game

20—Lance Berwald, North Dakota St. vs. Augustana (S.D.), Feb. 17, 1984

Season

28—Don McAllister, Hartwick, 1980 (during six games, Jan. 26-Feb. 9); Lance Berwald, North Dakota St., 1984 (during three games, Feb. 13-18)

FIELD-GOAL ATTEMPTS

Game

71—Clarence "Bevo" Francis, Rio Grande vs. Alliance, Jan. 16, 1954 (38 made)

Season

925—Jim Toombs, Stillman, 1965 (388 made)

Career

3,309—Bob Hopkins, Grambling, 1953-56 (1,403 made)

FIELD-GOAL PERCENTAGE

Game

(Min. 20 made) 100%—Lance Berwald, North Dakota St. vs. Augustana (S.D.), Feb. 17, 1984 (20 of 20)

*Season

75.2%—Todd Linder, Tampa, 1987 (282 of 375)

*based on qualifiers for annual championship

Career

(Min. 400 made) 70.8%—Todd Linder, Tampa, 1984-87 (909 of 1,284)

Three-Point Field Goals

THREE-POINT FIELD GOALS

Game

16—Thomas Vincent, Emporia St. vs. Southwest Baptist, Feb. 28, 2004 (23 attempts); Markus Hallgrimson, Mont. St.-Billings vs. Western N.M., Feb. 12, 2000 (28 attempts)

Season

167—Alex Williams, Sacramento St., 1988 (369 attempts)

Career

443—Stephen Dye, Alderson-Broaddus, 2002-05 (1,003 attempts)

THREE-POINT FIELD GOALS MADE PER GAME

Season

6.2—Markus Hallgrimson, Mont. St.-Billings, 2000 (160 in 26)

Career

4.7—Antonio Harris, LeMoyné-Owen, 1998-99 (245 in 52)

CONSECUTIVE THREE-POINT FIELD GOALS

Game

10—Duane Huddleston, Mo.-Rolla vs. Truman, Jan. 23, 1988

Season

18—Dan Drews, Le Moyné (during 11 games, Dec. 11, 1993 to Feb. 2, 1994)

CONSECUTIVE GAMES MAKING A THREE-POINT FIELD GOAL

Season

35—Tarvoris Uzoigwe, Henderson St., Nov. 15, 2002 to March 17, 2003 (one season)

Career

93—Daniel Parke, Rollins, Jan. 26, 1994, to Feb. 28, 1997

THREE-POINT FIELD-GOAL ATTEMPTS

Game

34—Markus Hallgrimson, Mont. St.-Billings vs. Western N.M., Feb. 26, 2000 (13 made)

Season

382—Markus Hallgrimson, Mont. St.-Billings, 2000 (160 made)

Career

1,047—Tony Smith, Pfeiffer, 1989-92 (431 made)

THREE-POINT FIELD-GOAL ATTEMPTS PER GAME

Season

14.7—Markus Hallgrimson, Mont. St.-Billings, 2000 (382 in 26)

Career

11.3—Markus Hallgrimson, Mont. St.-Billings, 1997-00 (927 in 82)

THREE-POINT FIELD-GOAL PERCENTAGE

Game

(Min. 9 made) 100%—Steve Divine, Ky. Wesleyan vs. Wayne St. (Mich.), March 14, 1992 (9 of 9)

*Season

(Min. 35 made) 65.0%—Ray Lee, Hampton, 1988 (39 of 60)

(Min. 50 made) 60.3%—Aaron Fehler, Oakland City, 1995 (73 of 121)

(Min. 100 made) 56.7%—Scott Martin, Rollins, 1991 (114 of 201)



Photo from Rio Grande

Bevo Francis put together one of the top collegiate seasons ever in 1954 while playing for Rio Grande. He scored 113 points in a game against Hillsdale and led the nation in scoring with a 46.5 points-per-game average.

(Min. 150 made) 45.3%—Alex Williams, Sacramento St., 1988 (167 of 369)

*based on qualifiers for annual championship

Career

(Min. 200 made) 51.3%—Scott Martin, Rollins, 1988-91 (236 of 460)

Free Throws

FREE THROWS

Game

37—Clarence "Bevo" Francis, Rio Grande vs. Hillsdale, Feb. 2, 1954 (45 attempts)

Season

401—Joe Miller, Alderson-Broaddus, 1957 (496 attempts)

Career

1,130—Joe Miller, Alderson-Broaddus, 1954-57 (1,460 attempts)

CONSECUTIVE FREE THROWS

Game

23—Carl Hartman, Alderson-Broaddus vs. Salem, Dec. 6, 1954

Season

94—Paul Cluxton, Northern Ky., 1997 (during 34 games, Nov. 8-Mar. 20)

FREE-THROW ATTEMPTS

Game

45—Clarence "Bevo" Francis, Rio Grande vs. Hillsdale, Feb. 2, 1954 (37 made)

Season

†510—Clarence "Bevo" Francis, Rio Grande, 1954 (367 made)

Career

1,460—Joe Miller, Alderson-Broaddus, 1954-57 (1,130 made)

†Season figure for Francis limited to 27 games against four-year colleges.

FREE-THROW PERCENTAGE

Game

(Min. 20 made) 100%—Milosh Pujo, Lewis vs. Mt. St. Clare, Dec. 30, 1997 (20 of 20); Forrest "Butch" Meyeraan, Minn. St. Mankato vs. Wis.-River Falls, Feb. 21, 1961 (20 of 20)

***Season**

100%—Paul Cluxton, Northern Ky., 1997 (94 of 94)
*based on qualifiers for annual championship

Career

(*Min. 250 made*) 93.5%—Paul Cluxton, Northern Ky., 1994-97 (272 of 291)
(*Min. 500 made*) 87.9%—Steve Nisenson, Hofstra, 1963-65 (602 of 685)

Rebounds**REBOUNDS****Game**

46—Tom Hart, Middlebury vs. Trinity (Conn.), Feb. 5, 1955, and vs. Clarkson, Feb. 12, 1955

Season

799—Elmore Smith, Kentucky St., 1971 (33 games)

Career

2,334—Jim Smith, Steubenville, 1955-58 (112 games)

AVERAGE PER GAME**Season**

29.5—Tom Hart, Middlebury, 1956 (620 in 21)

Career

(*Min. 900*) 27.6—Tom Hart, Middlebury, 1953, 55-56 (1,738 in 63)

Assists**ASSISTS****Game**

25—Ali Baaqar, Morris Brown vs. Albany St. (Ga.), Jan. 26, 1991; Adrian Hutt, Metro St. vs. Sacramento St., Feb. 9, 1991

Season

400—Steve Ray, Bridgeport, 1989 (32 games)

Career

1,044—Demetri Beekman, Assumption, 1990-93 (119 games)

AVERAGE PER GAME**Season**

12.5—Steve Ray, Bridgeport, 1989 (400 in 32)

Career

(*Min. 550*) 12.1—Steve Ray, Bridgeport, 1989-90 (785 in 65)

Blocked Shots**BLOCKED SHOTS****Game**

15—Mark Hensel, Pitt.-Johnstown vs. Slippery Rock, Jan. 22, 1994

Season

157—James Doyle, Concord, 1998 (30 games)

Career

416—James Doyle, Concord, 1995-98 (120 games)

AVERAGE PER GAME**Season**

5.3—Antonio Harvey, Pfeiffer, 1993 (155 in 29)

Career

4.00—Derek Moore, S.C.-Aiken, 1996-99 (408 in 102)

Steals**STEALS****Game**

17—Antonio Walls, Alabama A&M vs. Albany St. (Ga.), Jan. 5, 1998

Season

139—J.R. Gamble, Queens (N.C.), 2001 (32 games)

Career

383—Eddin Santiago, Mo. Southern St., 1999-02, (117 games)

AVERAGE PER GAME**Season**

5.0—Wayne Copeland, Lynn, 2000 (129 in 26)

Career

4.46—Wayne Copeland, Lynn, 1999-00 (254 in 57)

Games**GAMES PLAYED****Season**

38—Terrence Hill, Rey Luque, Reggie McCoy, Kevin McDonald, Cardale Talley, Justin Thompson, Tommy Thompson, Kennesaw St., 2004

Career

133—Gino Bartolone, Ky. Wesleyan, 1998-01; Pat Morris, Bridgeport, 1989-92

Team Records

Note: Where records involve both teams, each team must be an NCAA Division II member institution.

SINGLE-GAME RECORDS**Scoring****POINTS**

258—Troy vs. DeVry (Ga.) (141), Jan. 12, 1992

POINTS VS. DIVISION II TEAM

169—Stillman vs. Miles (123), Feb. 17, 1966

POINTS BY LOSING TEAM

146—Mississippi Col. vs. West Ala. (160), Dec. 2, 1969

POINTS, BOTH TEAMS

306—West Ala. (160) and Mississippi Col. (146), Dec. 2, 1969

POINTS IN A HALF

135—Troy vs. DeVry (Ga.), Jan. 12, 1992

FEWEST POINTS ALLOWED (Since 1938)

4—Albion (76) vs. Adrian, Dec. 12, 1938; Tennessee St. (7) vs. Oglethorpe, Feb. 16, 1971

FEWEST POINTS, BOTH TEAMS (Since 1938)

11—Tennessee St. (7) and Oglethorpe (4), Feb. 16, 1971

WIDEST MARGIN OF VICTORY

118—Mississippi Col. (168) vs. Dallas Bible (50), Dec. 9, 1971

Field Goals**FIELD GOALS**

102—Troy vs. DeVry (Ga.), Jan. 12, 1992 (190 attempts)

FIELD-GOAL ATTEMPTS

190—Troy vs. DeVry (Ga.), Jan. 12, 1992 (102 made)

FEWEST FIELD GOALS (Since 1938)

0—Adrian vs. Albion, Dec. 12, 1938 (28 attempts)

FEWEST FIELD-GOAL ATTEMPTS

7—Mansfield vs. West Chester, Dec. 8, 1984 (4 made)

FIELD-GOAL PERCENTAGE

81.6%—Youngstown St. vs. Northern Iowa, Jan. 26, 1980 (31 of 38)

FIELD-GOAL PERCENTAGE, HALF

95.0%—Abilene Christian vs. Cameron, Jan. 21, 1989 (19 of 20)

Three-Point Field Goals**THREE-POINT FIELD GOALS**

51—Troy vs. DeVry (Ga.), Jan. 12, 1992 (109 attempts)

THREE-POINT FIELD GOALS, BOTH TEAMS

39—Columbus St. (22) vs. Troy (17), Feb. 14, 1991

CONSECUTIVE THREE-POINT FIELD GOALS MADE WITHOUT A MISS

12—Southwest St. vs. Bemidji St., Jan. 22, 2000; Catawba vs. Wingate, Feb. 28, 1998; Pace vs. Medgar Evers, Nov. 27, 1991

NUMBER OF DIFFERENT PLAYERS TO SCORE A THREE-POINT FIELD GOAL, ONE TEAM

10—Troy vs. DeVry (Ga.), Jan. 12, 1992

THREE-POINT FIELD-GOAL ATTEMPTS

109—Troy vs. DeVry (Ga.), Jan. 12, 1992 (51 made)

THREE-POINT FIELD-GOAL ATTEMPTS, BOTH TEAMS

95—Columbus St. (52) vs. Troy (43), Feb. 14, 1991

THREE-POINT FIELD-GOAL PERCENTAGE

(*Min. 10 made*) 90.9%—Philadelphia U. vs. Spring

Garden, Nov. 24, 1987 (10 of 11); Armstrong Atlantic vs. Columbus St., Feb. 24, 1990 (10 of 11); Norfolk St. vs. Clark Atlanta, Dec. 26, 1992 (10 of 11)

HIGHEST THREE-POINT FIELD-GOAL PERCENTAGE, BOTH TEAMS

(*Min. 10 made*) 83.3%—Tampa (9 of 10) vs. St. Leo (1 of 2), Jan. 21, 1987 (10 of 12)
(*Min. 20 made*) 75.9%—Indiana (Pa.) (11 of 15) vs. Cheyney (11 of 14), Jan. 26, 1987 (22 of 29)

Free Throws**FREE THROWS MADE**

64—Wayne St. (Mich.) vs. Grand Valley St., Feb. 13, 1993 (79 attempts); Baltimore vs. Washington (Md.), Feb. 9, 1955 (84 attempts)

FREE THROWS MADE, BOTH TEAMS

89—Southern Ind. (50) vs. Northern St. (39), Nov. 15, 1997 (3ot); Baltimore (64) and Washington (Md.) (25), Feb. 9, 1955

CONSECUTIVE FREE THROWS MADE

37—Southern Ind., January 23-30, 2003 (three games)

FREE-THROW ATTEMPTS

84—Baltimore vs. Washington (Md.), Feb. 9, 1955 (64 made)

FREE-THROW ATTEMPTS, BOTH TEAMS

142—Southern Ind. (80) vs. Northern St. (62), Nov. 15, 1997 (3 ot) (89 made)

FREE-THROW PERCENTAGE

(*Min. 31 made*) 100%—Dowling vs. Southampton, Feb. 6, 1985 (31 of 31)

FREE-THROW PERCENTAGE, BOTH TEAMS

(*Min. 30 made*) 97.0%—Hartford (17 of 17) vs. Bentley (15 of 16), Feb. 22, 1983 (32 of 33)

Rebounds

REBOUNDS

111—Central Mich. vs. Alma, Dec. 7, 1963

REBOUNDS, BOTH TEAMS

141—Loyola (Md.) (75) vs. McDaniel (66), Dec. 6, 1961; Concordia (Ill.) (72) vs. Concordia (Neb.) (69), Feb. 26, 1965

REBOUND MARGIN

65—Moravian (100) vs. Drew (35), Feb. 18, 1969

Assists

ASSISTS

65—Troy vs. DeVry (Ga.), Jan. 12, 1992

ASSISTS, BOTH TEAMS

65—Central Okla. (34) vs. Stonehill (31), Dec. 29, 1990

Personal Fouls

PERSONAL FOULS

51—Northern St. vs. Southern Ind., Nov. 15, 1997 (3 ot)

PERSONAL FOULS, BOTH TEAMS (Including Overtimes)

91—Northern St. (51) vs. Southern Ind. (40), Nov. 15, 1997 (3 ot)

PERSONAL FOULS, BOTH TEAMS (Regulation Time)

78—Cal St. Chico (41) vs. Cal St. San B'dino (37), Feb. 12, 2005 (85 total personal fouls including overtime)

PLAYERS DISQUALIFIED

7—Northern St. vs. Southern Ind., Nov. 15, 1997 (3 ot); Illinois Col. vs. Illinois Tech, Dec. 13, 1952; Steubenville vs. West Liberty, 1952; Washington (Md.) vs. Baltimore, Feb. 9, 1955; Colorado St.-Pueblo vs. Air Force, Jan. 12, 1972; Edinboro vs. California (Pa.) (5 ot), Feb. 4, 1989

PLAYERS DISQUALIFIED, BOTH TEAMS

12—Alfred (6) and Rensselaer (6), Jan. 9, 1971

Overtimes

OVERTIME PERIODS

7—Yankton (79) vs. Black Hills (80), Feb. 18, 1956

POINTS IN ONE OVERTIME PERIOD

27—Southern Ind. vs. Central Mo. St., Jan. 5, 1985

POINTS IN ONE OVERTIME PERIOD, BOTH TEAMS

46—North Dakota St. (25) vs. St. Cloud St. (21), Jan. 16, 1999; North Dakota St. (25) vs. South Dakota (21), Jan. 9, 1999

POINTS IN OVERTIME PERIODS

60—California (Pa.) vs. Edinboro (5 ot), Feb. 4, 1989

POINTS IN OVERTIME PERIODS, BOTH TEAMS

114—California (Pa.) (60) vs. Edinboro (54) (5 ot), Feb. 4, 1989

WINNING MARGIN IN OVERTIME GAME

22—Pfeiffer (72) vs. Belmont Abbey (50), Dec. 8, 1960

SEASON RECORDS

Scoring

POINTS

3,566—Troy, 1993 (32 games); Central Okla., 1992 (32 games)

AVERAGE PER GAME

121.1—Troy, 1992 (3,513 in 29)

AVERAGE SCORING MARGIN

31.4—Bryan, 1961 (93.8 offense, 62.4 defense)

GAMES AT LEAST 100 POINTS

25—Troy, 1993 (32-game season)

CONSECUTIVE GAMES AT LEAST 100 POINTS

17—Norfolk St., 1970

Field Goals

FIELD GOALS

1,455—Kentucky St., 1971 (2,605 attempts)

FIELD GOALS PER GAME

46.9—Lincoln (Mo.), 1967 (1,267 in 27)

FIELD-GOAL ATTEMPTS

2,853—Ark.-Pine Bluff, 1967 (1,306 made)

FIELD-GOAL ATTEMPTS PER GAME

108.2—Stillman, 1968 (2,814 in 26)

FIELD-GOAL PERCENTAGE

62.4%—Kentucky St., 1976 (1,093 of 1,753)

Three-Point Field Goals

THREE-POINT FIELD GOALS

444—Troy, 1992 (1,303 attempts)

THREE-POINT FIELD GOALS PER GAME

15.3—Troy, 1992 (444 in 29)

THREE-POINT FIELD-GOAL ATTEMPTS

1,303—Troy, 1992 (444 made)

THREE-POINT FIELD-GOAL ATTEMPTS PER GAME

44.9—Troy, 1992 (1,303 in 29)

THREE-POINT FIELD-GOAL PERCENTAGE

(Min. 90 made) 53.8%—Winston-Salem, 1988 (98 of 182)

(Min. 200 made) 50.2%—Oakland City, 1992 (244 of 486)

CONSECUTIVE GAMES SCORING A THREE-POINT FIELD GOAL

(Multiple Seasons)

567—Ky. Wesleyan, Nov. 22, 1986-Present

Free Throws

FREE THROWS MADE

896—Ouachita, 1965 (1,226 attempts)

FREE THROWS MADE PER GAME

36.1—Baltimore, 1955 (686 in 19)

FREE-THROW ATTEMPTS

1,226—Ouachita, 1965 (896 made)

FREE-THROW ATTEMPTS PER GAME

49.6—Baltimore, 1955 (943 in 19)

FREE-THROW PERCENTAGE

82.5%—Gannon, 1998 (473 of 573)

Rebounds

REBOUNDS

1,667—Norfolk St., 1973 (31 games)

AVERAGE PER GAME

65.8—Bentley, 1964 (1,513 in 23)

AVERAGE REBOUND MARGIN

24.4—Mississippi Val., 1976 (63.9 offense, 39.5 defense)

Assists

ASSISTS

736—Southern N.H., 1993 (33 games)

AVERAGE PER GAME

25.6—Quincy, 1994 (716 in 28)

Personal Fouls

PERSONAL FOULS

947—Seattle, 1952 (37 games)

PERSONAL FOULS PER GAME

29.9—Shaw, 1987 (748 in 25)

FEWEST PERSONAL FOULS

184—Sewanee, 1962 (17 games)

FEWEST PERSONAL FOULS PER GAME

10.0—Ashland, 1969 (301 in 30)

Defense

LOWEST POINTS PER GAME ALLOWED

20.2—Alcorn St., 1941 (323 in 16)

LOWEST POINTS PER GAME ALLOWED (Since 1948)

29.1—Miss. Industrial, 1948 (436 in 15)

LOWEST FIELD-GOAL PERCENTAGE ALLOWED (Since 1978)

35.8—Tarleton St., 2002 (657 of 1,837)

Overtimes

MOST OVERTIME GAMES

8—Belmont Abbey, 1983 (won 4, lost 4)

MOST CONSECUTIVE OVERTIME GAMES

3—10 times, most recent: Pace, 1996 (won 3, lost 0)

MOST MULTIPLE-OVERTIME GAMES

5—Cal St. Dom. Hills, 1987 (four 2 ot, one 3 ot; won 2, lost 3)

General Records

GAMES IN A SEASON

39—Kennesaw St., 2004 (35-4); Regis (Colo.), 1949 (36-3)

VICTORIES IN A SEASON

36—Regis (Colo.), 1949 (36-3)

VICTORIES IN A PERFECT SEASON

34—Fort Hays St., 1996

CONSECUTIVE VICTORIES

52—Langston (from 1943-44 opener through fifth game of 1945-46 season)

CONSECUTIVE 30-WIN SEASONS

5—Ky. Wesleyan, 1998 (30); 1999 (35); 2000 (31); 2001 (31); 2002 (31)

CONSECUTIVE HOME-COURT VICTORIES

80—Philadelphia U. (from Jan. 8, 1991 to Nov. 21, 1995)

CONSECUTIVE REGULAR-SEASON VICTORIES (Postseason Tournaments Not Included)

52—Langston (from 1943-44 opener through fifth game of 1945-46 season)

CONSECUTIVE VICTORIES AGAINST AN OPPONENT

43—Fla. Southern vs. St. Leo, Feb. 11, 1985-current

DEFEATS IN A SEASON

28—UNC Pembroke, 2003 (0-28)

CONSECUTIVE DEFEATS IN A SEASON

28—UNC Pembroke, 2003 (0-28)

CONSECUTIVE DEFEATS

46—Olivet, Feb. 21, 1959, to Dec. 4, 1961; Southwest Minn. St., Dec. 11, 1971, to Dec. 1, 1973

CONSECUTIVE WINNING SEASONS

35—Norfolk St., 1963-97

CONSECUTIVE NON-LOSING SEASONS

35—Norfolk St., 1963-97

††UNBEATEN TEAMS (Since 1938; Number Of Victories In Parentheses)

1938 Glenville St. (28)
 1941 Milwaukee St. (16)
 1942 Indianapolis (16)
 1942 Rochester (16)
 1944 Langston (23)

1945 Langston (24)
 1948 West Virginia St. (23)
 1949 Tennessee St. (24)
 1956 Rochester Inst. (17)
 1959 Grand Canyon (20)
 1961 Calvin (20)
 1964 Bethany (W.V.) (18)

1965 Central St. (Ohio) (30)
 1965 Evansville (29)#
 1993 Cal St. Bakersfield (33)#
 1996 Fort Hays St. (34)#

††at least 15 victories; #NCAA Division II champion

All-Time Individual Leaders

Single-Game Records

SCORING HIGHS

Pts.	Player, Team vs. Opponent	Season
113	Clarence "Bevo" Francis, Rio Grande vs. Hillsdale	1954
84	Clarence "Bevo" Francis, Rio Grande vs. Alliance	1954
82	Clarence "Bevo" Francis, Rio Grande vs. Bluffton	1954
80	Paul Crissman, Southern California Col. vs. Pacific Christian	1966
77	William English, Winston-Salem vs. Fayetteville St.	1968
75	Travis Grant, Kentucky St. vs. Northwood	1970
72	Nate DeLong, Wis.-River Falls vs. Winona St.	1948
72	Lloyd Brown, Aquinas vs. Cleary	1953
72	Clarence "Bevo" Francis, Rio Grande vs. California (Pa.)	1953
72	John McElroy, Youngstown St. vs. Wayne St. (Mich.)	1969
71	Clayborn Jones, L.A. Pacific vs. L.A. Baptist	1965
70	Paul Wilcox, Davis & Elkins vs. Glenville St.	1959
70	Bo Clark, UCF vs. Fla. Memorial	1977

Season Records

SCORING AVERAGE

Player, Team	Season	G	FG	FT	Pts.	Avg.
Clarence "Bevo" Francis, Rio Grande	†1954	27	444	367	1,255	*46.5
Earl Glass, Miss. Industrial	†1963	19	322	171	815	42.9
Earl Monroe, Winston-Salem	†1967	32	509	311	*1,329	41.5
John Rinka, Kenyon	†1970	23	354	234	942	41.0
Willie Shaw, Lane	†1964	18	303	121	727	40.4
Travis Grant, Kentucky St.	†1972	33	*539	226	1,304	39.5
Thales McReynolds, Miles	†1965	18	294	118	706	39.2
Bob Johnson, Fitchburg St.	1963	18	213	277	703	39.1
Roger Kuss, Wis.-River Falls	†1953	21	291	235	817	38.9
Florindo Vieira, Quinnciac	1954	14	191	138	520	37.1

†national champion; *record

FIELD-GOAL PERCENTAGE

(Based on qualifiers for annual championship)

Player, Team	Season	G	FG	FGA	Pct.
Todd Linder, Tampa	†1987	32	282	375	*75.2
Maurice Stafford, North Ala.	†1984	34	198	264	75.0
Matthew Cornegay, Tuskegee	†1982	29	208	278	74.8
Callistus Eziukwu, Grand Valley St.	†2005	28	157	213	73.7
Brian Moten, West Ga.	†1992	26	141	192	73.4
Ed Phillips, Alabama A&M	†1968	22	154	210	73.3
Ray Strozzer, Central Mo. St.	†1980	28	142	195	72.8
Harold Booker, Cheney	†1965	24	144	198	72.7
Chad Scott, California (Pa.)	†1994	30	178	245	72.7
Tom Schurfranz, Bellarmine	†1991	30	245	339	72.3
Marv Lewis, Southampton	†1969	24	271	375	72.3
Louis Newsome, North Ala.	†1988	29	192	266	72.2
Ed Phillips, Alabama A&M	†1971	24	159	221	71.9
Gregg Northington, Alabama St.	1971	26	324	451	71.8

†national champion; *record

THREE-POINT FIELD GOALS

Player, Team	Season	G	3FG
Alex Williams, Sacramento St.	1988	30	167
Markus Hallgrimson, Mont. St.-Billings	2000	26	160
Yandel Brown, Columbus St.	2005	32	148
Eric Kline, Northern St.	1995	30	148
Eric Kline, Northern St.	1994	33	148
Mike Taylor, West Virginia St.	2004	32	140
Shawn Pughley, Central Okla.	1998	32	139

Player, Team

Player, Team	Season	G	3FG
Jed Bedford, Columbus St.	2003	32	135
Reece Gliko, Mont. St.-Billings	1997	28	135
Ray Gutierrez, California (Pa.)	1993	27	135
Jason Garrow, Augustana (S.D.)	1992	27	135
Markus Hallgrimson, Mont. St.-Billings	1999	28	133
Stephen Dye, Alderson-Broaddus	2004	34	129
Shawn Williams, Central Okla.	1991	29	129
Tarvoris Uzoigwe, Henderson St.	2003	35	128
Robert Martin, Sacramento St.	1988	30	128
Steve Brown, West Ala.	2000	26	126
Antonio Harris, LeMoyn-Owen	1999	26	126
Tommie Spearman, Columbus	1995	29	126
Kwame Morton, Clarion	1994	26	126

THREE-POINT FIELD GOALS PER GAME

Player, Team	Season	G	3FG	Avg.
Markus Hallgrimson, Mont. St.-Billings	†2000	26	160	*6.2
Alex Williams, Sacramento St.	†1988	30	*167	5.6
Jason Garrow, Augustana (S.D.)	†1992	27	135	5.0
Eric Kline, Northern St.	†1995	30	148	4.9
Ray Gutierrez, California (Pa.)	†1993	29	142	4.9
Steve Brown, West Ala.	2000	26	126	4.8
Antonio Harris, LeMoyn-Owen	†1999	26	126	4.8
Kwame Morton, Clarion	†1994	26	126	4.8
Reece Gliko, Mont. St.-Billings	†1997	28	135	4.8
Markus Hallgrimson, Mont. St.-Billings	1999	28	133	4.8
John Boyd, LeMoyn-Owen	1992	26	123	4.7
Duane Huddleston, Mo.-Rolla	1988	25	118	4.7
Yandel Brown, Columbus St.	†2005	32	148	4.6
Antonio Harris, LeMoyn-Owen	†1998	26	119	4.6
Ricardo Watkins, Tuskegee	2000	24	110	4.6
Eric Kline, Northern St.	1994	33	148	4.5
Robbie Waldrop, Lees-McRae	2001	25	112	4.5
Damien Blair, West Chester	1994	28	125	4.5
Eric Carpenter, Cal St. San B'dino	1994	26	116	4.5
Shawn Williams, Central Okla.	†1991	29	129	4.4
Stephen Hamrick, Eastern N.M.	1994	27	120	4.4
Cameron Munoz, Mont. St.-Billings	2005	25	111	4.4
Steve Moyer, Gannon	1999	28	124	4.4
Mike Taylor, West Virginia St.	†2004	32	140	4.4

†national champion; *record

THREE-POINT FIELD-GOAL PERCENTAGE

(Based on qualifiers for annual championship)

Player, Team	Season	G	3FG	3FGA	Pct.
Ray Lee, Hampton	†1988	24	39	60	*65.0
Steve Hood, Winston-Salem	1988	28	42	67	62.7
Mark Willey, Fort Hays St.	†1990	29	49	81	60.5
Aaron Fehler, Oakland City	†1995	26	73	121	60.3
Aaron Baker, Mississippi Col.	†1989	27	69	117	59.0
Walter Hurd, Johnson Smith	1989	27	49	84	58.3
Matt Hopson, Oakland City	†1996	31	84	145	57.9
Jon Bryant, St. Cloud St.	1996	27	54	94	57.4
Adam Harness, Oakland City	†1997	26	39	68	57.4
Scott Martin, Rollins	†1991	28	114	201	56.7
Charles Byrd, West Tex. A&M	†1987	31	95	168	56.5
Aaron Buckoski, Michigan Tech	1997	26	39	69	56.5
Jay Nolan, Bowie St.	1987	27	70	124	56.5
Kris Kidwell, Oakland City	1996	28	44	78	56.4
Tony Harris, Dist. Columbia	1987	30	79	141	56.0
Rickey Barrett, Ala.-Huntsville	1987	26	63	113	55.8
Quinn Murphy, Drury	1995	27	45	81	55.6
Erik Fisher, San Fran. St.	1991	28	80	144	55.6
Mike Doyle, Philadelphia U.	1988	30	82	149	55.0

†national champion; *record

FREE-THROW PERCENTAGE

(Based on qualifiers for annual championship)

Player, Team	Season	G	FT	FTA	Pct.
Paul Cluxton, Northern Ky.	†1997	35	94	94	*100.0
Tomas Rimkus, Pace	1997	25	65	68	95.6
C. J. Cowgill, Chaminade	†2001	22	113	119	95.0
Billy Newton, Morgan St.	†1976	28	85	90	94.4
Kent Andrews, McNeese St.	†1968	24	85	90	94.4
Mike Sanders, Northern Colo.	†1987	28	82	87	94.3
Curtis Small, Southampton	†2002	29	109	116	94.0
Brent Mason, St. Joseph's (Ind.)	2001	31	125	133	94.0
Aaron Farley, Harding	†2003	30	137	146	93.8
Travis Starns, Colorado Mines	†1999	26	87	93	93.5
Jay Harrie, Mont. St.-Billings	†1994	26	86	92	93.5
Joe Cullen, Hartwick	†1969	18	96	103	93.2
Dan Shanks, Coker	1997	27	119	128	93.0
Charles Byrd, West Tex. A&M	†1988	29	92	99	92.9
Jeremy Kuder, South Dakota	2001	28	78	84	92.9
Brian Koepfick, Minn. St. Mankato	1988	28	104	112	92.9
Jon Hagen, Minn. St. Mankato	†1963	25	76	82	92.7
Paul Cluxton, Northern Ky.	†1996	32	100	108	92.6
Jim Borodawka, Mass.-Lowell	†1995	27	74	80	92.5
Carl Gonder, Augustana (S.D.)	†1982	27	86	93	92.5

†national champion; *record

REBOUNDS (SINCE 1973)

Player, Team	Season	G	Reb.
Marvin Webster, Morgan St.	1974	33	740
Major Jones, Albany St. (Ga.)	1975	27	608
Earl Williams, Winston-Salem	1974	26	553
Antonio Garcia, Ky. Wesleyan	1999	37	540
Charles Oakley, Virginia Union	1985	31	535
Larry Johnson, Prairie View	1974	23	519
Andre Means, Sacred Heart	1977	32	516
Major Jones, Albany St. (Ga.)	1975	25	513
Harvey Jones, Alabama St.	1974	28	503
Andre Means, Sacred Heart	1978	30	493
Colin Duchacme, Longwood	2001	31	490
Rick Mahorn, Hampton	1980	31	490
Rob Roesch, Staten Island	1989	31	482
Leonard Robinson, Tennessee St.	1974	28	478
Major Jones, Albany St. (Ga.)	1976	24	475

REBOUND AVERAGE

Player, Team	Season	G	Reb.	Avg.
Tom Hart, Middlebury	†1956	21	620	*29.5
Tom Hart, Middlebury	†1955	22	649	29.5
Frank Stroncuk, American Int'l	†1966	26	717	27.6
R.C. Owens, Albertson	†1954	25	677	27.1
Maurice Stokes, St. Francis (Pa.)	1954	26	689	26.5
Roman Turmon, Clark Atlanta	1954	23	602	26.2
Pat Callahan, Lewis	1955	20	523	26.2
Hank Brown, Mass.-Lowell	1966	19	496	26.1
Maurice Stokes, St. Francis (Pa.)	1955	28	726	25.9

†national champion; *record

(SINCE 1973)

Player, Team	Season	G	Reb.	Avg.
Larry Johnson, Prairie View	1974	23	519	22.6
Major Jones, Albany St. (Ga.)	1975	27	608	22.5
Marvin Webster, Morgan St.	1974	33	740	22.4
Earl Williams, Winston-Salem	1974	26	553	21.3
Major Jones, Albany St. (Ga.)	1974	25	513	20.5
Larry Gooding, St. Augustine's	1974	22	443	20.1
Major Jones, Albany St. (Ga.)	1976	24	475	19.8
Calvin Robinson, Mississippi Valley	1976	23	432	18.8
Scott Mountz, California (Pa.)	1978	24	431	18.0
Howard Shockley, Salisbury	1975	23	406	17.7
Charles Oakley, Virginia Union	1985	31	535	17.3
Marvin Webster, Morgan St.	1975	27	458	17.0
Larry Johnson, Ark.-Little Rock	1976	24	402	16.8
Keith Smith, Shaw	1979	20	329	16.5
Andre Means, Sacred Heart	1978	30	493	16.4
Donnie Roberts, St. Paul's	1975	25	406	16.2
Andre Means, Sacred Heart	1977	32	516	16.1
Dan Donahue, SIU Edwardsville	1975	26	419	16.1
Lorenzo Poole, Albany St. (Ga.)	1995	26	417	16.0
David Binion, N.C. Central	1983	25	400	16.0

ASSISTS

Player, Team	Season	G	Ast.
Steve Ray, Bridgeport	†1989	32	*400
Steve Ray, Bridgeport	†1990	33	385

Player, Team

Player, Team	Season	G	Ast.
Tony Smith, Pfeiffer	†1992	35	349
Rob Paternostrro, Southern N.H.	1995	33	309
Jim Ferrer, Bentley	1989	31	309
Brian Gregory, Oakland	1989	28	300
Charles Jordan, Erskine	1992	34	298
Ernest Jenkins, N.M. Highlands	†1995	27	291
Pat Chambers, Philadelphia U.	1994	30	290
Craig Lottie, Alabama A&M	1995	32	287
Adrian Hutt, Metro St.	†1991	28	285
Javar Cheatham, Gannon	†2001	30	283
Patrick Boen, Stonehill	1989	32	278
Ernest Jenkins, N.M. Highlands	†1994	27	277
Clayton Smith, Metro St.	†2003	33	274
Adam Kaufman, Edinboro	1998	34	273
Darnell White, California (Pa.)	1994	30	273
Demetri Beekman, Assumption	1992	32	271
Tyrone Tate, Southern Ind.	1994	32	270
Gallagher Driscoll, St. Rose	1991	29	267

†national champion; *record

ASSIST AVERAGE

Player, Team	Season	G	Ast.	Avg.
Steve Ray, Bridgeport	†1989	32	*400	*12.5
Steve Ray, Bridgeport	†1990	33	385	11.7
Demetri Beekman, Assumption	†1993	23	264	11.5
Ernest Jenkins, N.M. Highlands	†1995	27	291	10.8
Brian Gregory, Oakland	1989	28	300	10.7
Brent Schremp, Slippery Rock	1995	25	259	10.4
Ernest Jenkins, N.M. Highlands	†1994	27	277	10.3
Adrian Hutt, Metro St.	†1991	28	285	10.2
Tony Smith, Pfeiffer	†1992	35	349	10.0
Jim Ferrer, Bentley	1989	31	309	10.0
Todd Chappell, Texas Wesleyan	†2000	27	263	9.7
Pat Chambers, Philadelphia U.	1994	30	290	9.7
Marcus Talbert, Colo. Christian	1994	27	261	9.7
Paul Beaty, Miles	1992	26	248	9.5
Lawrence Jordan, IPFW	1990	28	266	9.5
Hal Chambers, Columbus St.	1993	24	227	9.5
Javar Cheatham, Gannon	†2001	30	283	9.4
Rob Paternostrro, Southern N.H.	1995	33	309	9.4
Gallagher Driscoll, St. Rose	1991	29	267	9.2
David Daniels, Colo. Christian	1993	29	264	9.1
Darnell White, California (Pa.)	1994	30	273	9.1

†national champion; *record

BLOCKED SHOTS

Player, Team	Season	G	Blk.
James Doyle, Concord	†1998	30	*157
Antonio Harvey, Pfeiffer	†1993	29	155
Ramel Allen, Bridgeport	†2005	30	146
Kenyon Gamble, Tuskegee	†2004	28	142
John Burke, Southampton	†1996	28	142
Vonzell McGrew, Mo. Western St.	†1995	31	132
Colin Ducharme, Longwood	2001	31	130
Corey Johnson, Pace	1995	30	130
Derek Moore, S.C.-Aiken	1998	30	129
Johnny Tyson, Central Okla.	†1994	27	126
Garth Joseph, St. Rose	†1997	34	124
Kino Outlaw, Mount Olive	1995	28	124
Kobby Acquah, Clark Atlanta	2005	28	118
Kino Outlaw, Mount Olive	1996	27	117
Moustapha Diouf, Queens (N.C.)	2003	33	116

Bridgeport's Ramel Allen led all Division II shot blockers last year with a 4.9 average. His 2005 season total of 146 blocked shots ranks third all-time.



Photo from Bridgeport Sports Information

Player, Team	Season	G	Blk.
Callistus Eziukwu, Grand Valley St.	2005	28	114
Ben Wallace, Virginia Union	1996	31	114
Mark Hensel, Pitt.-Johnstown	1994	27	113
Ben Wallace, Virginia Union	1995	31	111

†national champion; *record

BLOCKED-SHOT AVERAGE

Player, Team	Season	G	Blk.	Avg.
Antonio Harvey, Pfeiffer	†1993	29	155	*5.34
James Doyle, Concord	†1998	30	*157	5.23
Kenyon Gamble, Tuskegee	†2004	28	142	5.07
John Burke, Southampton	†1996	28	142	5.07
Ramel Allen, Bridgeport	†2005	30	146	4.86
Johnny Tyson, Central Okla.	†1994	27	126	4.66
Kino Outlaw, Mount Olive	†1995	28	124	4.43
Kino Outlaw, Mount Olive	1996	27	117	4.33
Corey Johnson, Pace	1995	30	130	4.33
Derek Moore, S.C.-Aiken	1998	30	129	4.30
Vonzell McGrew, Mo. Western St.	1995	31	132	4.26
Jason Roseto, Edinboro	†2001	23	97	4.22
Kobby Acquah, Clark Atlanta	2005	28	118	4.21
Colin Ducharme, Longwood	2001	31	130	4.19
Mark Hensel, Pitt.-Johnstown	1994	27	113	4.19
Aaron Davis, Southern Conn. St.	†2003	25	103	4.12
Callistus Eziukwu, Grand Valley St.	2005	28	114	4.07
Victorious Payne, Lane	1996	25	101	4.04
Elwood Vines, Bloomsburg	1993	27	107	3.96
George Bailey, Lock Haven	†2002	20	79	3.95

†national champion; *record

STEALS

Player, Team	Season	G	Stl.
J.R. Gamble, Queens (N.C.)	†2001	32	*139
Wayne Copeland, Lynn	†2000	26	129
Wayne Copeland, Lynn	†1999	31	125
Terrance Gist, S.C. Upstate	†1998	29	122
Devlin Herring, Pitt.-Johnstown	†1997	27	122
Oronn Brown, Clarion	1997	29	120
Devlin Herring, Pitt.-Johnstown	1998	29	118
David Clark, Bluefield St.	†1996	31	118
Tyrone McDaniel, Lenoir-Rhyne	†1993	32	116
Ken Francis, Mollay	†1994	27	116
Darnell White, California (Pa.)	1994	30	115
Jayson Williams, Lane	2005	32	114
Luke Kendall, Metro St.	2004	34	114
Eddin Santiago, Mo. Southern St.	2001	30	114
Tracy Gross, High Point	1997	29	114
Robert Campbell, Armstrong Atlantic	2001	33	113
Shaun McKie, Salem Int'l	†2005	31	111
Joe Newton, Central Okla.	1993	32	110
Peron Austin, Colorado St.-Pueblo	1997	28	110
Marcus Stubblefield, Queens (N.C.)	1993	28	110
Shannon Holmes, NYIT	†1995	30	110

†national champion; *record



Salem International's Shaun McKie led the nation in 2004-05 with an average of 3.6 steals per game. His total of 111 steals ranks among Division II all-time leaders.

STEAL AVERAGE

Player, Team	Season	G	Stl.	Avg.
Wayne Copeland, Lynn	†2000	26	129	*4.96
John Morris, Bluefield St.	1994	23	104	4.52
Devlin Herring, Pitt.-Johnstown	†1997	27	122	4.52
J.R. Gamble, Queens (N.C.)	†2001	32	*139	4.34
Ken Francis, Mollay	†1994	27	116	4.29
Terrance Gist, S.C. Upstate	†1998	29	122	4.21
Oronn Brown, Clarion	1997	29	120	4.14
Devlin Herring, Pitt.-Johnstown	1998	29	118	4.07
Michael Dean, Cal St. East Bay	1998	26	105	4.04
Terryl Woolery, Cal Poly Pomona	1997	27	109	4.04
Wayne Copeland, Lynn	†1999	31	125	4.03
Kevin Nichols, Bemidji St.	1994	26	104	4.00
Tracy Gross, High Point	1997	29	114	3.93
Peron Austin, Colorado St.-Pueblo	1997	28	110	3.93
Marcus Stubblefield, Queens (N.C.)	1993	28	110	3.93
Demetri Beekman, Assumption	1993	23	89	3.87
Darnell White, California (Pa.)	1994	30	115	3.83
J.R. Gamble, Queens (N.C.)	2000	28	107	3.82
David Clark, Bluefield St.	†1996	31	118	3.81
Eddin Santiago, Mo. Southern St.	2001	30	114	3.80

†national champion; *record

Career Records

POINTS

Player, Team	Seasons	Pts.
Travis Grant, Kentucky St.	1969-72	*4,045
Bob Hopkins, Grambling	1953-56	3,759
Tony Smith, Pfeiffer	1989-92	3,350
Earnest Lee, Clark Atlanta	1984-87	3,298
Joe Miller, Alderson-Broaddus	1954-57	3,294
Henry Logan, Western Caro.	1965-68	3,290
John Rinka, Kenyon	1967-70	3,251
Dick Barnett, Tennessee St.	1956-59	3,209
Willie Scott, Alabama St.	1966-69	3,155
Johnnie Allen, Bethune-Cookman	1966-69	3,058
Bennie Swain, Texas Southern	1955-58	3,008
Lambert Shell, Bridgeport	1989-92	3,001
Carl Hartman, Alderson-Broaddus	1952-55	2,959
Earl Monroe, Winston-Salem	1964-67	2,935

*record

SCORING AVERAGE

(Minimum 1,400 points)

Player, Team	Seasons	G	FG	3FG	FT	Pts.	Avg.
Travis Grant, Kentucky St.	1969-72	121	*1,760	—	525	*4,045	*33.4
John Rinka, Kenyon	1967-70	99	1,261	—	729	3,251	32.8
Florindo Vieira, Quinnipiac	1954-57	69	761	—	741	2,263	32.8
Willie Shaw, Lane	1961-64	76	960	—	459	2,379	31.3
Mike Davis, Virginia Union	1966-69	89	1,014	—	730	2,758	31.0
Henry Logan, Western Caro.	1965-68	107	1,263	—	764	3,290	30.7
Willie Scott, Alabama St.	1966-69	103	1,277	—	601	3,155	30.6
Carlos Knox, IUPUI	1995-98	85	832	208	684	2,556	30.1
George Gilmore, Chaminade	1991-92	51	485	174	387	1,531	30.0
Brett Beeson, Minn. St. Moorhead	1995-96	54	551	92	421	1,615	29.9
Bob Hopkins, Grambling	1953-56	126	1,403	—	953	3,759	29.8
Rod Butler, Western New Eng.	1968-70	59	697	—	331	1,725	29.2
Gregg Northington, Alabama St.	1970-72	75	894	—	403	2,191	29.2
Isaiah Wilson, Baltimore	1969-71	67	731	—	471	1,933	28.9

*record

FIELD-GOAL PERCENTAGE

(Minimum 400 field goals made)

Player, Team	Seasons	G	FG	FGA	Pct.
Todd Linder, Tampa	1984-87	122	909	1,284	*70.8
Tom Schurfranz, Bellarmine	1987-88, 91-92	112	742	1,057	70.2
Chad Scott, California (Pa.)	1991-94	115	465	664	70.0
Ed Phillips, Alabama A&M	1968-71	95	610	885	68.9
Ulysses Hackett, S.C. Upstate	1990-92	90	824	1,213	67.9
Larry Tucker, Lewis	1981-83	84	677	999	67.8
Otis Evans, Wayne St. (Mich.)	1989-92	106	472	697	67.7
Matthew Cornegay, Tuskegee	1979-82	105	524	783	66.9
Ray Strozier, Central Mo. St.	1978-81	110	563	843	66.8
Dennis Edwards, Fort Hays St.	1994-95	59	666	998	66.7
James Morris, Central Okla.	1990-93	76	532	798	66.7
Lance Berwald, North Dakota St.	1983-84	58	475	717	66.2
Harold Booker, Cheyney	1965-67, 69	108	662	1,002	66.1

*record

Photo from Indianapolis Sports Information



Indianapolis' David Logan led Division II in scoring last season with an average of 28.6 points per game. He is also among the all-time leaders in three-point field goals with 321.

THREE-POINT FIELD GOALS MADE

Player, Team	Seasons	G	3FG
Stephen Dye, Alderson-Broaddus.....	2002-05	121	*443
Steve Moyer, Gannon.....	1996-99	112	442
Tony Smith, Pfeiffer.....	1989-92	126	431
Kwame Morton, Clarion.....	1991-94	105	411
Tarvoris Uzoigwe, Henderson St.....	2002-05	119	404
Gary Duda, Merrimack.....	1989-92	122	389
Mike Taylor, West Virginia St.....	2001-04	116	378
Markus Hallgrimson, Mont. St.-Billings.....	1998-00	82	371
Columbus Parker, Johnson C. Smith.....	1990-93	115	354
Gary Paul, Indianapolis.....	1987-90	111	354
Matt Miller, Drury.....	1999-02	106	351
Travis Tuttle, North Dakota.....	1994-97	108	350
Mike Ziegler, Colorado Mines.....	1987-90	118	344
Chris Brown, Tuskegee.....	1993-96	104	339
Stephen Hamrick, Eastern N.M.....	1993-96	107	339
Jason Marcotte, Michigan Tech.....	2002-05	120	335
Mike Kuhens, Queens (N.Y.).....	1995-98	104	334
Jesse Ogden, Edinboro.....	1995-98	110	334
Brent Welton, Philadelphia U.....	2002-05	119	329
Brent Kincaid, California (Pa.).....	1993-96	115	325
David Logan, Indianapolis.....	2002-05	115	321
Damien Blair, West Chester.....	1992-95	109	317
Ryan Stefanski, California (Pa.).....	2000-03	104	314
Matt Van Leeuwen, Merrimack.....	1998-01	112	312
Cliff DuBois, Barry.....	1996-99	112	311

*record

**THREE-POINT FIELD GOALS MADE PER GAME
(Minimum 200 three-point field goals made)**

Player, Team	Seasons	G	3FG	Avg.
Antonio Harris, LeMoyn-Owen.....	1998-99	52	245	*4.71
Markus Hallgrimson, Mont. St.-Billings.....	1998-00	82	371	4.52
Alex Williams, Sacramento St.....	1987-88	58	247	4.26
Yandel Brown, Columbus St.....	2004-05	63	264	4.19
Tommie Spearman, Columbus St.....	1994-95	56	233	4.16
Reece Gliko, Mont. St.-Billings.....	1996-97	56	231	4.13
Danny Phillips, Mont. St.-Billings.....	2001-02	55	222	4.03
Steve Moyer, Gannon.....	1996-99	112	442	3.95
Kwame Morton, Clarion.....	1991-94	105	411	3.91
Zoderick Green, Central Okla.....	1993-95	57	212	3.72
Shawn Williams, Central Okla.....	1989-91	57	212	3.72
Stephen Dye, Alderson-Broaddus.....	2002-05	121	*443	3.66
Mike Sinclair, Bowie St.....	1987-89	82	299	3.65
Tai Crutchfield, Philadelphia U.....	2000-01	58	210	3.62
Nate Allen, Western St.....	1996-97	57	205	3.60
Robert Martin, Sacramento St.....	1987-89	85	294	3.46
Tony Smith, Pfeiffer.....	1989-92	126	431	3.42
Tarvoris Uzoigwe, Henderson St.....	2002-05	119	404	3.39
Michael Shue, Lock Haven.....	1994-97	92	308	3.35
Matt Miller, Drury.....	1999-02	106	351	3.31
Chris Brown, Tuskegee.....	1993-96	104	339	3.26
Mike Taylor, West Virginia St.....	2001-04	116	378	3.26
Travis Tuttle, North Dakota.....	1994-97	108	350	3.24
Mike Kuhens, Queens (N.Y.).....	1995-98	104	334	3.21
Gary Paul, Indianapolis.....	1987-90	111	354	3.19
Gary Duda, Merrimack.....	1989-92	122	389	3.19

*record



Photo from Alaska Fairbanks Sports Information

Brad Oleson of Alaska Fairbanks concluded his career last season in 11th place in Division II three-point field-goal percentage.

THREE-POINT FIELD-GOAL PERCENTAGE

(Minimum 200 three-point field goals made)

Player, Team	Seasons	G	3FG	3FGA	Pct.
Scott Martin, Rollins.....	1988-91	104	236	460	*51.3
Todd Woelfle, Oakland City.....	1995-98	103	210	412	51.0
Matt Markle, Shippensburg.....	1989-92	101	202	408	49.5
Paul Cluxton, Northern Ky.....	1994-97	122	303	619	48.9
Lance Gelnett, Millersville.....	1989-92	109	266	547	48.6
Antonio Harris, LeMoyn-Owen.....	1998-99	52	245	510	48.0
Mark Willey, Fort Hays St.....	1989-92	117	224	478	46.9
Todd Bowden, Randolph-Macon.....	1987-89	84	229	491	46.6
Gary Paul, Indianapolis.....	1987-90	111	354	768	46.1
Ben Nemmers, North Dakota St.....	2001-04	110	257	558	46.1
Brad Oleson, Alas. Fairbanks.....	2003-05	87	229	499	45.9
Matt Ripaldi, Southern N.H.....	1993-96	123	277	604	45.9
Alex Williams, Sacramento St.....	1987-88	58	247	541	45.7
Benjamin Chasten, Johnson C. Smith.....	2002-05	92	202	448	45.1
Jason Bullock, Indiana (Pa.).....	1993-96	119	287	637	45.1
Boyd Printy, Truman.....	1990-92	77	201	447	45.0
Lance Luijens, Northern St.....	1994-96	95	275	614	44.8
Buck Williams, North Ala.....	1987-89	84	238	535	44.5

*record

FREE-THROW PERCENTAGE

(Minimum 250 free throws made)

Player, Team	Seasons	G	FT	FTA	Pct.
Paul Cluxton, Northern Ky.....	1994-97	122	272	291	*93.5
Kent Andrews, McNeese St.....	1967-69	67	252	275	91.6
Jon Hagen, Minn. St. Mankato.....	1963-65	73	252	280	90.0
Dave Reynolds, Davis & Elkins.....	1986-89	107	383	429	89.3
Michael Shue, Lock Haven.....	1994-97	92	354	400	88.5
Tony Budzik, Mansfield.....	1989-92	107	367	416	88.2
Terry Gill, New Orleans.....	1972-74	79	261	296	88.2
Bryan Vacca, Randolph-Macon.....	1980-83	94	262	298	87.9
Steve Nisenson, Hofstra.....	1963-65	83	602	685	87.9
Jeff Gore, St. Rose.....	1991-93	91	333	379	87.9
Jack Sparks, Bentley.....	1976-80	99	253	288	87.8
Dan Shanks, Coker.....	1994-97	102	467	533	87.6
Troy Nesmith, Gannon.....	1997-98	54	274	313	87.5
Wayne Proffitt, Lynchburg.....	1965-67	57	482	551	87.5
Clyde Briley, McNeese St.....	1962-65	101	561	642	87.4
Jason Sempstrott, South Dakota St.....	1994-97	110	462	529	87.3
Foy Ballance, Armstrong Atlantic.....	1978-81	108	351	402	87.3
Jehu Brabham, Mississippi Col.....	1969-71	72	452	518	87.3
Pete Chambers, West Chester.....	1966-68	67	267	306	87.3
Stephen Dye, Alderson-Broaddus.....	2002-05	121	301	346	87.0

*record

REBOUNDS

(For careers beginning in 1973 or after)

Player, Team	Seasons	G	Reb.
Major Jones, Albany St. (Ga.).....	1973-76	105	2,052
Clemon Johnson, Florida A&M.....	1975-78	109	1,494
Wayne Robertson, Southern N.H.....	1991-94	127	1,487
Carlos Terry, Winston-Salem.....	1975-78	117	1,467
James Hector, American Int'l.....	1991-94	115	1,446
Jeff Covington, Youngstown St.....	1975-78	106	1,381
John Ebeling, Fla. Southern.....	1979-82	127	1,362

Player, Team	Seasons	G	Reb.
Damon Reed, St. Rose	1997-00	128	1,280
Kelvin Hicks, NYIT	1977-80	94	1,258
John Edwards, Fla. Southern	1973	94	1,214
John Fox, Millersville	1984-87	118	1,214
Dave Vonesh, North Dakota	1988-91	122	1,207
Marvin Webster, Morgan St.	1975-76	60	1,198
Ramzee Stanton, West Chester	2000-03	111	1,142
Mark Tetzlaff, South Dakota St.	1982-85	118	1,132
Chris Bowles, Southern Ind.	1991-94	114	1,129
Jakim Donaldson, Edinboro	2002-05	109	1,100
Steve O'Neill, American Int'l	1977-81	108	1,093
Garth Joseph, St. Rose	1995-97	89	1,072
Bob Stanley, Mo.-Rolla	1974-77	95	1,049
Ernie DeWitt, Bryant	1978-81	107	1,036
Gerald Lavender, North Ala.	1977-80	118	1,033
Brian Robinson, Assumption	2002-05	115	1,027
Todd Orlando, Bentley	1981-84	108	1,024
Walt Whitiakere, Minn. St. Moorhead	1979-82	107	1,017
Andre Means, Sacred Heart	1977-78	62	1,009
Leo Parent, Mass.-Lowell	1987-89	92	1,001
Mario Elie, American Int'l	1982-85	120	1,001

REBOUND AVERAGE
(Minimum 800 rebounds)

Player, Team	Seasons	G	Reb.	Avg.
Tom Hart, Middlebury	1953, 55-56	63	1,738	*27.6
Maurice Stokes, St. Francis (Pa.)	1953-55	72	1,812	25.2
Frank Stronczek, American Int'l	1965-67	62	1,549	25.0
Bill Thieben, Hofstra	1954-56	76	1,837	24.2
Hank Brown, Mass.-Lowell	1965-67	49	1,129	23.0
Elmore Smith, Kentucky St.	1969-71	85	1,917	22.6
Charles Wrinn, Trinity (Conn.)	1951-53	53	1,176	22.2
Roman Turmon, Clark Atlanta	1952-54	60	1,312	21.9
Tony Missere, Pratt	1966-68	62	1,348	21.7
Ron Horton, Delaware St.	1966-68	64	1,384	21.6

*record
(For careers beginning in 1973 or after; minimum 800 rebounds)

Player, Team	Seasons	G	Reb.	Avg.
Marvin Webster, Morgan St.	1975-76	60	1,198	20.0
Major Jones, Albany St. (Ga.)	1973-76	105	2,052	19.5
Howard Shockley, Salisbury	1975-76	49	817	16.7
Andre Means, Sacred Heart	1977-78	62	1,009	16.3
Antonio Garcia, Ky. Wesleyan	1998-99	70	997	14.2
Clemon Johnson, Florida A&M	1975-78	109	1,494	13.7
Larry Johnson, Ark.-Little Rock	1976-78	69	944	13.7
Kelvin Hicks, NYIT	1977-80	94	1,258	13.4
John Edwards, Fla. Southern	1973-76	94	1,214	12.9
James Hector, American Int'l	1991-94	115	1,446	12.6
Garth Joseph, St. Rose	1995-97	89	1,072	12.0
Wayne Robertson, Southern N.H.	1991-94	127	1,487	11.7
Wayne Armstrong, Armstrong Atlantic	1975-77	78	897	11.5
Bob Stanley, Mo.-Rolla	1974-77	95	1,049	11.0
Leo Parent, Mass.-Lowell	1987-89	92	1,011	11.0

ASSISTS

Player, Team	Seasons	G	Ast.
Demetri Beekman, Assumption	1990-93	119	*1,044
Adam Kaufman, Edinboro	1998-01	116	936
Rob Paternoastro, Southern N.H.	1992-95	129	919
Tony Smith, Pfeiffer	1989-92	126	828
Jamie Stevens, Mont. St.-Billings	1996-99	110	805
Josh Mueller, South Dakota	2002-05	120	801
Steve Ray, Bridgeport	1989-90	65	785
Dan Ward, St. Cloud St.	1992-95	100	774
Jordan Canfield, Washburn	1994-97	126	756
Charles Jordan, Erskine	1989-92	119	727
Jamie Holden, St. Joseph's (Ind.)	2001-04	110	723
Donald Johnson, Franklin Pierce	1998-01	114	722
Patrick Chambers, Philadelphia U.	1991-94	123	709
Lamont Jones, Bridgeport	1992-95	119	708
Ernest Jenkins, N.M. Highlands	1992-95	84	699
Antoine Campbell, Ashland	1995-98	113	697
Pat Madden, Jacksonville St.	1989-91	88	688
Nate Tibbetts, South Dakota	1998-01	112	678
Candice Pickens, California (Pa.)	1993-96	121	675
Mark Benson, Tex. A&M-Kingsville	1989-91	86	674
Craig Lottie, Alabama A&M	1992-95	93	673

*record


ASSIST AVERAGE
(Minimum 550 assists)

Player, Team	Seasons	G	Ast.	Avg.
Steve Ray, Bridgeport	1989-90	65	785	*12.1
Demetri Beekman, Assumption	1990-93	119	*1,044	8.8
Ernest Jenkins, N.M. Highlands	1992-95	84	699	8.3
Adam Kaufman, Edinboro	1998-01	116	936	8.1
Mark Benson, Tex. A&M-Kingsville	1989-91	86	674	7.8
Pat Madden, Jacksonville St.	1989-91	88	688	7.8
Dan Ward, St. Cloud St.	1992-95	100	774	7.7
Jamie Stevens, Mont. St.-Billings	1996-99	110	805	7.3
Craig Lottie, Alabama A&M	1992-95	93	673	7.2
Rob Paternoastro, Southern N.H.	1992-95	129	919	7.1
Eddin Santiago, Mo. Southern St.	1999-02	117	804	6.9
Josh Mueller, South Dakota	2002-05	120	801	6.7
Jamie Holden, St. Joseph's (Ind.)	2001-04	110	723	6.6
Tony Smith, Pfeiffer	1989-92	126	828	6.6
Donald Johnson, Franklin Pierce	1998-01	114	722	6.3
Mike Buscetto, Quinnipiac	1990-93	99	624	6.3
Patrick Herron, Winston-Salem	1992-95	97	604	6.2
Pat Delaney, St. Anselm	1992-02	118	731	6.2
Antoine Campbell, Ashland	1995-98	113	697	6.2
Charles Jordan, Erskine	1989-92	119	727	6.1
Nate Tibbetts, South Dakota	1998-01	112	678	6.1

*record

BLOCKED SHOTS

Player, Team	Seasons	G	Blk.
James Doyle, Concord	1995-98	120	*416
Bilal Salaam, Kutztown	2002-05	109	408
Derek Moore, S.C.-Aiken	1996-99	102	408
Rich Edwards, Adelphi	1999-02	123	305
Kino Outlaw, Mount Olive	1994-96	81	305
Mike Williams, Bryant	2001-05	129	301
Garth Joseph, St. Rose	1995-97	89	300
Kenyon Gamble, Florida Tech/Tuskegee	2001-02, 04-05	103	297
Sylvere Bryan, Tampa	1999-02	116	294
Kerwin Thompson, Eckerd	1993-96	116	284
Aaron Davis, Southern Conn. St.	2000-03	94	269
Jeff Weirsma, Erskine	2000-03	109	268
Eugene Haith, Philadelphia U.	1993-95	86	267
John Tomsich, Le Moyne	1996-99	114	264
Chandar Bingham, Virginia Union	1997-00	106	261
Avis Wyatt, Virginia St.#	2003-05	85	258
Coata Malone, Alabama A&M	1994-96	90	243
Alonzo Goldston, Fort Hays St.	1995-97	96	240
Damon Reed, St. Rose	1997-00	128	236
Brian Robinson, Assumption	2002-05	115	234



South Dakota's Josh Mueller ranks among the top 10 career leaders in assists in Division II with 801.

Photo by South Dakota Sports Information

Player, Team	Seasons	G	Blk.
Ben Wallace, Virginia Union	1995-96	62	225
Antwain Smith, St. Paul's	1996-99	105	222
Eric Watson, California (Pa.)	1996-99	119	214
Vonzell McGrew, Mo. Western St.	1993-95	57	211
Corey Johnson, Pace	1993-95	58	210

*record. #Active player

BLOCKED-SHOT AVERAGE
(Minimum 175 blocked shots)

Player, Team	Seasons	G	Blk.	Avg.
Derek Moore, S.C.-Aiken	1996-99	102	408	4.00
John Burke, Southampton	1995-96	54	205	3.80
Kino Outlaw, Mount Olive	1994-96	81	305	3.77
Bilal Salaam, Kutztown	2002-05	109	408	3.74
Vonzell McGrew, Mo. Western St.	1993-95	57	211	3.70
Tihomir Juric, Wis.-Parksides	1993-94	53	193	3.64
Ben Wallace, Virginia Union	1995-96	62	225	3.63
Corey Johnson, Pace	1993-95	58	210	3.62
James Doyle, Concord	1995-98	120	*416	3.47
Mark Hensel, Pitt.-Johnstown	1993-94	53	180	3.40
Garth Joseph, St. Rose	1995-97	89	300	3.37
Moustapha Diouf, Queens (N.C.)	2003-04	61	201	3.30
Eugene Haith, Philadelphia U.	1993-95	86	267	3.10
Kenyon Gamble, Florida Tech/Tuskegee	2001-02, 04-05	103	297	2.88
Aaron Davis, Southern Conn. St.	2000-03	94	269	2.86
Coata Malone, Alabama A&M	1994-96	90	243	2.70
Sylvere Bryan, Tampa	1999-02	116	294	2.53
Alonzo Goldston, Fort Hays St.	1995-97	96	240	2.50
Rich Edwards, Adelphi	1999-02	123	305	2.48
Chandar Bingham, Virginia Union	1997-00	106	261	2.46
Jeff Weirsma, Erskine	2000-03	109	268	2.46
Kerwin Thompson, Eckerd	1993-96	116	284	2.45
Merriel Jenkins, Hawaii-Hilo	1997-99	77	188	2.44
Mike Williams, Bryant	2001-05	129	301	2.33
John Tomsich, Le Moyne	1996-99	114	264	2.32
Lawrence Williams, San Fran. St.	1993-95	79	176	2.23

*record

STEALS

Player, Team	Seasons	G	Stl.
Eddin Santiago, Mo. Southern St.	1999-02	117	*383
Oronn Brown, Clarion	1994-97	106	361
Robert Campbell, Armstrong Atlantic	1998-01	118	357
Marcus Best, Winston-Salem	1999-02	119	345
Devlin Herring, Pitt.-Johnstown	1995-98	106	333
Lugman Jaaber, Virginia St./Virginia Union	2000, 03-05	114	316
Rolondo Hall, Davis & Elkins	1998-01	106	314
Terrence Baxter, Pfeiffer	1998-01	108	281
David Clark, Bluefield St.	1994-96	83	278
Terrance Gist, S.C. Upstate	1994-97	112	276

Player, Team	Seasons	G	Stl.
Omar Kasi, Molloy	1997-00	109	272
Sotirios Karapostolou, Southern N.H.	2000-03	107	271
DeMarcos Anzures, Metro St.	1997-00	125	271
Mike Hancock, Neb.-Kearney	1995-98	121	271
Carlton Epps, Ferris St.	2002-05	109	270
Lorinza Harrington, Wingate	1999-02	121	263
Patrick Herron, Winston-Salem	1993-95	78	263
Ken Francis, Molloy	1993-95	81	260
Brandon Hughes, Newberry	1997-00	88	259
Hiram Ocasio, Mo. Southern St.	2002-05	117	258
Josh Mueller, South Dakota	2002-05	120	258
Lamont Jones, Bridgeport	1993-95	84	256
Deartrus Goodmon, Alabama A&M	1993-96	126	255
Wayne Copeland, Lynn	1999-00	57	254
Clayton Smith, Metro St.	2000-03	127	251

*record

STEAL AVERAGE
(Minimum 150 steals)

Player, Team	Seasons	G	Stl.	Avg.
Wayne Copeland, Lynn	1999-00	57	254	4.46
J.R. Gamble, Queens (N.C.)	2000-01	60	246	4.10
John Morris, Bluefield St.	1994-95	50	185	3.70
Oronn Brown, Clarion	1994-97	106	361	3.41
Patrick Herron, Winston-Salem	1993-95	78	263	3.37
David Clark, Bluefield St.	1994-96	83	278	3.35
Peron Austin, Colorado St.-Pueblo	1997-98	58	190	3.28
Eddin Santiago, Mo. Southern St.	1999-02	117	*383	3.27
Gallagher Driscoll, St. Rose	1991-92	59	192	3.25
Darnell White, California (Pa.)	1993-94	59	192	3.25
Rudy Berry, Cal St. Stanislaus	1993-94	51	164	3.21
Ken Francis, Molloy	1993-95	81	260	3.21
Bob Cunningham, NYIT	1995-96	55	175	3.18
Devlin Herring, Pitt.-Johnstown	1995-98	106	333	3.14
Craig Fergeson, Columbus St.	1995-96	61	191	3.13
Ron Harris, Caldwell	2004-05	59	181	3.07
Bryan Heaps, Abilene Christian	1993-94	56	171	3.05
Lamont Jones, Bridgeport	1993-95	84	256	3.05
Kelly Mann, Concord	1997-98	62	185	2.98
Javar Cheatham, Gannon	2000-01	58	172	2.97
Rolondo Hall, Davis & Elkins	1998-01	106	314	2.96
Brandon Hughes, Newberry	1997-00	88	259	2.94
Malcolm Turner, Sonoma St.	1995-96	52	152	2.92
Tullius Pate, Coker	1994-95	55	158	2.87
Aaron Johnson, C.W. Post	1993-94	56	160	2.86

*record

Annual Individual Champions

Scoring Average

Season	Player, Team	G	FG	FT	Pts.	Avg.
1948	Nate DeLong, Wis.-River Falls	22	206	206	618	28.1
1949	George King, Charleston (W.V.)	26	289	179	757	29.1
1950	George King, Charleston (W.V.)	31	354	259	967	31.2
1951	Scott Seagall, Millikin	31	314	260	888	28.6
1952	Harold Wolfe, Findlay	22	285	101	671	30.5
1953	Roger Kuss, Wis.-River Falls	21	291	235	817	38.9
1954	Clarence "Bevo" Francis, Rio Grande	27	444	367	1,255	*46.5
1955	Bill Warden, North Central (Ill.)	13	162	127	451	34.7
1956	Bill Reigel, McNeese St.	36	425	370	1,220	33.9
1957	Ken Hammond, West Va. Tech	27	334	274	942	34.9
1958	John Lee Butcher, Pikeville	27	330	210	870	32.2
1959	Paul Wilcox, Davis & Elkins	23	289	195	773	33.6
1960	Don Perrelli, Southern Conn. St.	22	263	168	694	31.5
1961	Lebron Bell, Bryant	14	174	114	462	33.0
1962	Willie Shaw, Lane	18	239	115	593	32.9
1963	Earl Glass, Miss. Industrial	19	322	171	815	42.9
1964	Willie Shaw, Lane	18	303	121	727	40.4
1965	Thales McReynolds, Miles	18	294	118	706	39.2
1966	Paul Crissman, Vanguard	23	373	90	836	36.3
1967	Earl Monroe, Winston-Salem	32	509	311	*1,329	41.5
1968	Mike Davis, Virginia Union	25	351	206	908	36.3
1969	John Rinka, Kenyon	26	340	202	882	33.9
1970	John Rinka, Kenyon	23	354	234	942	41.0

Season	Player, Team	G	FG	FT	Pts.	Avg.	
1971	Bo Lamar, La.-Lafayette	29	424	196	1,044	36.0	
1972	Travis Grant, Kentucky St.	33	*539	226	1,304	39.5	
1973	Claude White, Elmhurst	18	248	101	597	33.2	
1974	Aaron James, Grambling	27	366	137	869	32.2	
1975	Ron Barrow, Southern U.	23	296	115	707	30.7	
1976	Ron Barrow, Southern U.	27	318	136	772	28.6	
1977	Ed Murphy, Merrimack	28	369	158	896	32.0	
1978	Harold Robertson, Lincoln (Mo.)	28	408	149	965	34.5	
1979	Bo Clark, UCF	23	315	97	727	31.6	
1980	Bill Fennelly, Central Mo. St.	28	337	189	863	30.8	
1981	Gregory Jackson, St. Paul's	26	267	183	717	27.6	
1982	John Ebeling, Fla. Southern	32	286	284	856	26.8	
1983	Danny Dixon, Alabama A&M	27	379	152	910	33.7	
1984	Earl Jones, Dist. Columbia	22	215	200	630	28.6	
1985	Ernest Lee, Clark Atlanta	29	380	230	990	34.1	
1986	Ernest Lee, Clark Atlanta	28	314	191	819	29.3	
1987	Ernest Lee, Clark Atlanta	29	326	174	861	29.7	
1988	Daryl Cambrelen, Southampton	25	242	32	170	686	27.4
1989	Steve delaveaga, Cal Lutheran	28	278	79	151	786	28.1
1990	A.J. English, Virginia Union	30	333	65	270	1,001	33.4
1991	Gary Mattison, St. Augustine's	26	277	53	159	766	29.5
1992	George Gilmore, Chaminade	28	280	82	238	880	31.4
1993	Darrin Robinson, Sacred Heart	26	313	75	130	831	32.0
1994	Kwame Martin, Clarion	26	264	126	191	845	32.5
1995	Carlos Knox, IUPUI	29	284	39	218	825	28.4
1996	Brett Beeson, Minn. St. Moorhead	27	305	58	232	900	33.3

Season	Player, Team	G	FG	3FG	FT	Pts.	Avg.
1997	Dan Sancomb, Wheeling Jesuit.....	27	295	11	125	726	26.9
1998	Carlos Knox, IUJUI.....	26	238	96	209	781	30.0
1999	Eddie Robinson, Central Okla.....	26	305	24	95	729	28.0
2000	David Evans, BYU-Hawaii.....	28	300	48	134	782	27.9
2001	Marlon Dawson, Central Okla.....	26	206	101	155	668	25.7
2002	Angel Figueroa, Dowling.....	25	216	79	143	654	26.2
2003	Ron Christy, Post.....	29	295	64	134	788	27.2
2004	Lewis Muse, Concord.....	26	308	0	125	741	28.5
2005	David Logan, Indianapolis.....	29	291	121	126	829	28.6

*record

Field-Goal Percentage

Season	Player, Team	G	FG	FGA	Pct.
1949	Vern Mikkelsen, Hamline.....	30	203	377	53.8
1950	Nate DeLong, Wis.-River Falls.....	29	287	492	58.3
1951	Johnny O'Brien, Seattle.....	33	248	434	57.1
1952	Forrest Hamilton, Missouri St.....	30	147	246	59.8
1953	Bob Buis, Carleton.....	21	149	246	60.6
1954	Paul Lauritzen, Augustana (Ill.).....	19	158	251	62.9
1955	Jim O'Hara, UC Santa Barb.....	24	140	214	65.4
1956	Logan Gipe, Ky. Wesleyan.....	22	134	224	59.8
1957	John Wilfred, Winston-Salem.....	30	229	381	60.1
1958	Bennie Swain, Texas Southern.....	35	363	587	61.8
1959	Dick O'Meara, Babson.....	18	144	225	64.0
1960	Edwin Cox, Howard Payne.....	26	126	194	64.9
1961	Tony Solomon, St. Paul's.....	20	94	149	63.1
1962	Tom Morris, St. Paul's.....	17	108	168	64.3
1963	Howard Trice, Howard Payne.....	26	168	237	70.9
1964	Robert Springer, Howard Payne.....	24	119	174	68.4
1965	Harold Booker, Cheyney.....	24	144	198	72.7
1966	Harold Booker, Cheyney.....	27	170	240	70.8
1967	John Dickson, Arkansas St.....	24	214	308	69.5
1968	Edward Phillips, Alabama A&M.....	22	154	210	73.3
1969	Marvin Lewis, Southampton.....	24	271	375	72.3
1970	Travis Grant, Kentucky St.....	31	482	688	70.1
1971	Edward Phillips, Alabama A&M.....	24	159	221	71.9
1972	Don Manley, Otterbein.....	23	146	207	70.5
1973	Glynn Berry, Southampton.....	26	191	302	63.2
1974	Kirby Thurston, Western Caro.....	25	242	367	65.9
1975	Gerald Cunningham, Kentucky St.....	29	280	411	68.1
1976	Thomas Blue, Elizabeth City St.....	24	270	388	69.6
1977	Kelvin Hicks, NYIT.....	24	161	232	69.4
1978	Ron Ripley, Wis.-Green Bay.....	32	162	239	67.8
1979	Carl Bailey, Tuskegee.....	27	210	307	68.4
1980	Ray Strozier, Central Mo. St.....	28	142	195	72.8
1981	Matthew Cornegay, Tuskegee.....	26	177	247	71.7
1982	Matthew Cornegay, Tuskegee.....	29	208	278	74.8
1983	Rudy Burton, Elizabeth City St.....	24	142	201	70.6
1984	Maurice Stafford, North Ala.....	34	198	264	75.0
1985	Todd Linder, Tampa.....	31	219	306	71.6
1986	Todd Linder, Tampa.....	28	204	291	70.1
1987	Todd Linder, Tampa.....	32	282	375	*75.2
1988	Louis Newsome, North Ala.....	29	192	266	72.2
1989	Tom Schurfranz, Bellarmine.....	28	164	240	68.2
1990	Ulysses Hackett, S.C. Upstate.....	32	301	426	70.7
1991	Tom Schurfranz, Bellarmine.....	30	245	339	72.3
1992	Brian Moten, West Ga.....	26	141	192	73.4
1993	Chad Scott, California (Pa.).....	28	173	245	70.6
1994	Chad Scott, California (Pa.).....	30	178	245	72.7
1995	John Pruet, SIU Edwardsville.....	26	138	193	71.5
1996	Kyle Kirby, IPFW.....	26	133	195	68.2
1997	Andy Robertson, Fla. Southern.....	32	183	269	68.0
1998	Anthony Russell, West Fla.....	28	191	284	67.3
1999	DaVonn Harp, Kutztown.....	27	140	205	68.3
2000	Shaun Bass, Drury.....	28	156	237	65.8
2001	Charles Ward, St. Augustine's.....	27	159	243	65.4
2002	Brett Barnard, Le Moyne.....	27	141	211	66.8
2003	Anthony Greenup, Shaw.....	30	172	242	71.1
2004	Anthony Greenup, Shaw.....	24	210	296	70.9
2005	Callistus Eziukwu, Grand Valley St.....	28	157	213	73.7

*record

Three-Point Field Goals Made Per Game

Season	Player, Team	G	3FG	Avg.
1987	Bill Harris, Northern Mich.....	27	117	4.3
1988	Alex Williams, Sacramento St.....	30	*167	5.6
1989	Robert Martin, Sacramento St.....	28	118	4.2
1990	Gary Paul, Indianapolis.....	28	110	3.9
1991	Shawn Williams, Central Okla.....	29	129	4.4
1992	Jason Garrow, Augustana (S.D.).....	27	135	5.0
1993	Ray Gutierrez, California (Pa.).....	29	142	4.9

Season	Player, Team	G	3FG	Avg.
1994	Kwame Morton, Clarion.....	26	126	4.8
1995	Eric Kline, Northern St.....	30	148	4.9
1996	Daren Alix, Merrimack.....	28	114	4.1
1997	Reece Gliko, Mont. St.-Billings.....	28	135	4.8
1998	Antonio Harris, LeMoyn-Owen.....	26	119	4.6
1999	Antonio Harris, LeMoyn-Owen.....	26	126	4.8
2000	Markus Hallgrimson, Mont. St.-Billings.....	26	160	*6.2
2001	Blake Johnson, Edinboro.....	28	111	4.0
2002	Danny Phillips, Mont. St.-Billings.....	28	120	4.3
2003	Jed Bedford, Columbus St.....	32	135	4.2
2004	Mike Taylor, West Virginia St.....	32	140	4.4
2005	Yandel Brown, Columbus St.....	32	148	4.6

*record

Three-Point Field-Goal Percentage

Season	Player, Team	G	3FG	3FGA	Pct.
1987	Charles Byrd, West Tex. A&M.....	31	95	168	56.5
1988	Ray Lee, Hampton.....	24	39	60	*65.0
1989	Aaron Baker, Mississippi Col.....	27	69	117	59.0
1990	Mark Willey, Fort Hays St.....	29	49	81	60.5
1991	Scott Martin, Rollins.....	28	114	201	56.7
1992	Jeff Duvall, Oakland City.....	30	49	91	53.8
1993	Greg Wilkinson, Oakland City.....	32	82	152	53.9
1994	Todd Jones, Southern Ind.....	29	56	105	53.3
1995	Aaron Fehler, Oakland City.....	26	73	121	†60.3
1996	Matt Hopson, Oakland City.....	31	84	145	57.9
1997	Adam Harness, Oakland City.....	26	39	68	57.4
1998	Todd Woelfe, Oakland City.....	27	87	162	53.7
1999	John Cabanilla, Oakland City.....	29	46	85	54.1
2000	Jasen Gast, Incarnate Word.....	26	39	72	54.2
2001	Bobby Hoegh, Southwest Baptist.....	23	72	147	49.0
2002	Jared Ramirez, Northern Colo.....	27	60	115	52.2
2003	Ben Nemmers, North Dakota St.....	30	83	159	52.2
2004	Derek Archer, Wayne St. (Neb.).....	28	77	142	54.2
	Shawn Oponui, BYU-Hawaii.....	29	77	142	54.2
2005	Justin Belcastro, Fairmont St.....	27	69	134	51.5

*record for minimum 35 made; †record for minimum 50 made

Free-Throw Percentage

Season	Player, Team	G	FT	FTA	Pct.
1948	Frank Cochran, Delta St.....	22	36	43	83.7
1949	Jim Walsh, Spring Hill.....	25	62	75	82.7
1950	Dean Ehlers, Central Methodist.....	33	186	213	87.3
1951	Jim Hoverder, Central Mo. St.....	23	75	85	88.2
1952	Jim Fenton, Akron.....	24	104	121	86.0

Columbus State's Yandel Brown had a big senior season as the Division II leader in three-point field goals per game with an average of 4.6 in 2005. He also ranks in the top five in career three-pointers per contest.



Photo from Columbus State Sports Information

Photo from Virginia Union Sports Information



Luqman Jaaber shot nearly 90 percent from the free-throw line to lead Division II last season. He also led Virginia Union in 2005 to its third national championship.

Season	Player, Team	G	FT	FTA	Pct.
1953	Dick Parfitt, Central Mich.	22	93	105	88.6
1954	Bill Parrott, David Lipscomb	24	174	198	87.9
1955	Pete Kovacs, Monmouth (Ill.)	20	175	199	87.9
1956	Fred May, Loras	22	127	146	87.0
1957	Jim Sutton, South Dakota St.	22	127	138	92.0
1958	Arnold Smith, Allen	22	103	113	91.2
1959	Bill Reece, Lenoir-Rhyne	27	84	92	91.3
1960	Ron Slaymaker, Emporia St.	20	80	88	90.9
1961	Harvey Rosen, Wilkes	22	105	115	91.3
1962	Wayne Mahone, Stephen F. Austin	26	76	84	90.5
1963	Jon Hagen, Minn. St. Mankato	25	76	82	92.7
1964	Steve Nisenson, Hofstra	28	230	252	91.3
1965	Jon Hagen, Minn. St. Mankato	23	103	112	92.0
1966	Jack Cryan, Rider	25	182	198	91.9
1967	Kent Andrews, McNeese St.	22	101	110	91.8
1968	Kent Andrews, McNeese St.	24	85	90	94.4
1969	Joe Cullen, Hartwick	18	96	103	93.2
1970	John Rinka, Kenyon	23	234	263	89.0
1971	Ed Roeth, Defiance	26	138	152	90.8
1972	Jeff Kuntz, St. Norbert	25	142	155	91.6
1973	Bob Kronisch, Brooklyn	30	93	105	88.6
1974	Terry Gill, New Orleans	30	97	105	92.4
1975	Clarence Rand, Alabama St.	29	91	101	90.1
1976	Billy Newton, Morgan St.	28	85	90	94.4
1977	Emery Sammons, Philadelphia U.	28	145	157	92.4
1978	Dana Skinner, Merrimack	28	142	154	92.2
1979	Jack Sparks, Bentley	28	76	84	90.5
1980	Grey Giovanine, Central Mo. St.	28	75	83	90.4
1981	Ted Smith, SIU Edwardsville	26	67	73	91.8
1982	Carl Gonder, Augustana (S.D.)	27	86	93	92.5
1983	Joe Scalfani, New Haven	28	86	98	87.8
1984	Darrell Johnston, Southern N.H.	29	74	81	91.4
1985	Tom McDonald, South Dakota St.	33	88	97	90.7
1986	Todd Mezzulo, Alas. Fairbanks	27	114	125	91.2
1987	Mike Sanders, Northern Colo.	28	82	87	94.3
1988	Charles Byrd, West Tex. A&M	29	92	99	92.8
1989	Mike Boschee, North Dakota	28	71	77	92.2
1990	Mike Morris, Ala.-Huntsville	28	114	125	91.2
1991	Ryun Williams, South Dakota	30	114	125	91.2
1992	Hal McManus, Lander	28	110	119	92.4
1993	Jason Williams, New Haven	27	115	125	92.0
1994	Jay Harrie, Mont. St.-Billings	26	86	92	93.5
1995	Jim Borodawka, Mass.-Lowell	27	74	80	92.5
1996	Paul Cluxton, Northern Ky.	32	100	108	92.6
1997	Paul Cluxton, Northern Ky.	35	94	94	*100.0
1998	Troy Nesmith, Gannon	27	146	158	92.4
1999	Travis Starns, Colorado Mines	26	87	93	93.5
2000	Jason Kreider, Michigan Tech	31	84	91	92.3
2001	C.J. Cowgill, Chaminade	22	113	119	95.0
2002	Curtis Small, Southampton	29	109	116	94.0
2003	Aaron Farley, Harding	30	137	146	93.8
2004	Ralph Steele, Seattle Pacific	27	82	90	91.1
2005	Luqman Jaaber, Virginia Union	34	125	139	89.9

*record

Rebound Average

Season	Player, Team	G	Reb.	Avg.
1951	Walter Lenz, Frank. & Marsh.	17	338	19.9
1952	Charley Wrinn, Trinity (Conn.)	19	486	25.6
1953	Ellerbe Neal, Wofford	23	609	26.5
1954	R.C. Owens, Albertson	25	677	27.1
1955	Tom Hart, Middlebury	22	649	29.5
1956	Tom Hart, Middlebury	21	620	*29.5
1957	Jim Smith, Steubenville	26	651	25.0
1958	Marv Becker, Widener	18	450	25.0
1959	Jim Davis, King's (Pa.)	17	384	22.6
1960	Jackie Jackson, Virginia Union	19	424	†24.1
1961	Jackie Jackson, Virginia Union	26	641	24.7
1962	Jim Ahrens, Buena Vista	28	682	24.4
1963	Gerry Govan, St. Mary's (Kan.)	18	445	24.7
1964	Ernie Brock, Virginia St.	24	597	24.9
1965	Dean Sandifer, Lakeland	23	592	25.7
1966	Frank Stronczek, American Int'l	26	717	27.6
1967	Frank Stronczek, American Int'l	25	602	24.1
1968	Ron Horton, Delaware St.	23	543	23.6
1969	Wilbert Jones, Albany St. (Ga.)	28	670	23.9
1970	Russell Jackson, Southern U.	22	544	24.7
1971	Tony Williams, St. Francis (Me.)	24	599	25.0
1972	No rankings			
1973	No rankings			
1974	Larry Johnson, Prairie View	23	519	22.6
1975	Major Jones, Albany St. (Ga.)	27	608	22.5
1976	Major Jones, Albany St. (Ga.)	24	475	19.8
1977	Andre Means, Sacred Heart	32	516	16.1
1978	Scott Mountz, California (Pa.)	24	431	18.0
1979	Keith Smith, Shaw	20	329	16.5
1980	Ricky Mahorn, Hampton	31	490	15.8
1981	Earl Jones, Dist. Columbia	25	333	13.3
1982	Donnie Carter, Tuskegee	29	372	12.8
1983	David Binion, N.C. Central	25	400	16.0
1984	Jerome Kersey, Longwood	27	383	14.2
1985	Charles Oakley, Virginia Union	31	535	17.3
1986	Raheem Muhammad, Wayne St. (Mich.)	31	428	13.8
1987	Andre Porter, Southampton	23	309	13.4
1988	Anthony Ikeobi, Clark Atlanta	27	380	14.1
1989	Toby Barber, Winston-Salem	24	327	13.6
1990	Leroy Gasque, Morris Brown	24	375	15.6
1991	Sheldon Owens, Shaw	27	325	12.0
1992	David Allen, Wayne St. (Neb.)	28	362	12.9
1993	James Hector, American Int'l	28	389	13.9
1994	Pat Armour, Jacksonville St.	25	363	14.5
1995	Lorenzo Poole, Albany St. (Ga.)	26	417	16.0
1996	J.J. Sims, West Ga.	28	374	13.4
1997	Kebu Stewart, Cal St. Bakersfield	33	442	13.4
1998	Antonio Garcia, Ky. Wesleyan	33	457	13.8
1999	Antonio Garcia, Ky. Wesleyan	37	540	14.6
2000	Howard Jackson, Lincoln Memorial	24	321	13.4
2001	Colin Duchacme, Longwood	31	490	15.8
2002	Danny Jones, Tarleton St.	33	416	13.0
2003	Billy McDaniel, Ark.-Monticello	27	345	12.8
2004	Jack Bain, UC-Colo. Spgs.	27	336	12.4
2005	Ramel Allen, Bridgeport	30	423	14.1

*record; †Championship determined by highest individual recoveries out of total by both teams in all games.

Assist Average

Season	Player, Team	G	Ast.	Avg.
1989	Steve Ray, Bridgeport	32	*400	*12.5
1990	Steve Ray, Bridgeport	33	385	11.7
1991	Adrian Hutt, Metro St.	28	285	10.2
1992	Tony Smith, Pfeiffer	35	349	10.0
1993	Demetri Beekman, Assumption	23	264	11.5
1994	Ernest Jenkins, N.M. Highlands	27	277	10.3
1995	Ernest Jenkins, N.M. Highlands	27	291	10.8
1996	Bobby Banks, Metro St.	27	244	9.0
1997	Emanuel Richardson, Pitt.-Johnstown	27	235	8.7
1998	Emanuel Richardson, Pitt.-Johnstown	29	260	9.0
1999	Shawn Brown, Merrimack	27	223	8.3
2000	Todd Chappell, Texas Wesleyan	27	263	9.7
2001	Javar Cheatham, Gannon	30	283	9.4
2002	Pat Delany, St. Anselm	30	234	7.8
2003	Clayton Smith, Metro St.	33	274	8.3
2004	Deshawn Bowman, Columbus St.	27	220	8.1
2005	Darnell Miller, West Ga.	28	219	7.8

*record

Blocked-Shot Average

Season	Player, Team	G	Blk.	Avg.
1993	Antonio Harvey, Pfeiffer.....	29	155	*5.3
1994	Johnny Tyson, Central Okla.	27	126	4.7
1995	Kino Outlaw, Mount Olive.....	28	124	4.4
1996	John Burke, Southampton.....	28	142	5.1
1997	Garth Joseph, St. Rose.....	34	124	3.6
1998	James Doyle, Concord.....	30	*157	5.2
1999	Chandar Bingham, Virginia Union	27	95	3.5
2000	Josh Stanhiser, Columbia Union	25	87	3.5
2001	Jason Roseto, Edinboro.....	23	97	4.2
2002	George Bailey, Lock Haven	20	79	4.0
2003	Aaron Davis, Southern Conn. St.....	25	103	4.1
2004	Kenyon Gamble, Tuskegee.....	28	142	5.1
2005	Ramel Allen, Bridgeport.....	30	146	4.9

*record

Steal Average

Season	Player, Team	G	Stl.	Avg.
1993	Marcus Stubblefield, Queens (N.C.)	28	110	3.9
1994	Ken Francis, Molloy.....	27	116	4.3
1995	Shannon Holmes, NYIT.....	30	110	3.7
1996	David Clark, Bluefield St.....	31	118	3.8
1997	Devin Herring, Pitt.-Johnstown	27	122	4.5
1998	Terrance Gist, S.C. Upstate.....	29	122	4.2
1999	Wayne Copeland, Lynn.....	31	125	4.0
2000	Wayne Copeland, Lynn.....	26	129	*5.0
2001	J.R. Gamble, Queens (N.C.)	32	*139	4.3
2002	Shahar Golan, Assumption	30	106	3.5
2003	Gerry McNair, C.W. Post.....	30	103	3.4
2004	Luqman Jaaber, Virginia Union	30	103	3.4
2005	Shaun McKie, Salem Int'l.....	31	111	3.6

*record

Annual Team Champions

Won-Lost Percentage

Season	Team	Won	Lost	Pct.
1968	Monmouth.....	27	2	.931
1969	Alcorn St.....	26	1	.963
1970	Central Wash.....	31	2	.939
1971	Kentucky St.....	31	2	.939
1972	Olivet.....	22	1	.957
1973	Coe.....	24	1	.960
1974	West Ga.....	29	4	.879
1975	Bentley.....	23	2	.920
1976	Philadelphia U.....	25	3	.893
1977	Clarion.....	27	3	.900
	Kentucky St.....	27	3	.900
	Towson.....	27	3	.900
1978	Wis.-Green Bay.....	30	2	.938
1979	Roanoke.....	25	3	.893
1980	Alabama St.....	32	2	.941
1981	Mt. St. Mary's.....	28	3	.903
1982	Cheyney.....	28	3	.903
1983	Dist. Columbia.....	29	3	.906
1984	Norfolk St.....	29	2	.935
1985	Jacksonville St.....	31	1	.969
	Virginia Union.....	31	1	.969
1986	Wright St.....	28	3	.903
1987	Norfolk St.....	28	3	.903
1988	Fla. Southern.....	31	3	.912
1989	UC Riverside.....	30	4	.882
1990	Ky. Wesleyan.....	31	2	.939
1991	Southwest Baptist.....	29	3	.906
1992	California (Pa.).....	31	2	.939
1993	Cal St. Bakersfield.....	33	0	1.000
1994	Philadelphia U.....	29	2	.935
1995	Jacksonville St.....	24	1	.960
1996	Fort Hays St.....	34	0	1.000
1997	Fort Hays St.....	29	2	.935
1998	UC Davis.....	31	2	.939
1999	Ky. Wesleyan.....	35	2	.946
2000	Fla. Southern.....	32	2	.941
2001	Adelphi.....	31	1	.969
2002	Cal St. San B'dino.....	28	2	.933
	Northeastern St.....	28	2	.933
2003	Northeastern St.....	32	3	.914
2004	Metro St.....	32	3	.914
2005	Virginia Union.....	30	4	.882
	Findlay.....	30	4	.882

Scoring Offense

Season	Team	G	W-L	Pts.	Avg.
1948	St. Anselm.....	19	12-7	1,329	69.9
1949	Charleston (W.V.).....	26	18-8	2,023	77.8
1950	Charleston (W.V.).....	31	22-9	2,477	79.9
1951	Beloit.....	23	18-5	1,961	85.3
1952	Lambuth.....	22	17-5	1,985	90.2
1953	Arkansas Tech.....	21	20-1	1,976	94.1
1954	Montclair St.....	22	18-4	2,128	96.7
1955	West Va. Tech.....	20	15-5	2,150	107.5

Season	Team	G	W-L	Pts.	Avg.
1956	West Va. Tech.....	22	16-6	2,210	100.5
1957	West Va. Tech.....	29	26-3	2,976	102.6
1958	West Va. Tech.....	29	24-5	2,941	101.4
1959	Grambling.....	29	28-1	2,764	95.3
1960	Mississippi Col.....	19	15-4	2,169	114.2
1961	Lawrence Tech.....	25	19-6	2,409	96.4
1962	Troy.....	25	20-5	2,402	96.1
1963	Miles.....	21	17-4	2,011	95.8
1964	Benedict.....	27	19-8	2,730	101.1
1965	Ark.-Pine Bluff.....	26	22-4	2,655	102.1
1966	Southern Cal College.....	23	15-8	2,480	107.8
1967	Lincoln (Mo.).....	27	24-3	2,925	108.3
1968	Stillman.....	26	17-9	2,898	111.5
1969	Norfolk St.....	25	21-4	2,653	106.1
1970	Norfolk St.....	26	19-7	2,796	107.5
1971	Savannah St.....	29	18-11	3,051	105.2
1972	Florida A&M.....	28	18-10	2,869	102.5
1973	Md.-East. Shore.....	31	26-5	2,974	95.9
1974	Texas Southern.....	28	15-13	2,884	103.0
1975	Prairie View.....	26	16-10	2,774	106.7
1976	Southern U.....	27	13-14	2,637	97.7
1977	Virginia Union.....	30	25-5	2,966	98.9
1978	Merrimack.....	28	22-6	2,606	93.1
1979	Armstrong Atlantic.....	27	21-6	2,626	97.3
1980	Ashland.....	27	11-16	2,514	93.1
1981	Virginia St.....	31	20-11	2,761	89.1
1982	Alabama St.....	28	22-6	2,429	86.8
1983	Virginia St.....	29	19-10	2,802	96.6
1984	Southern N.H.....	29	18-11	2,564	88.4
1985	Alabama A&M.....	31	21-10	2,881	92.9
1986	Alabama A&M.....	32	23-9	2,897	90.5
1987	Alabama A&M.....	30	23-7	2,826	94.2
1988	Oakland.....	28	19-9	2,685	95.9
1989	Stonehill.....	32	23-9	3,244	101.4
1990	Jacksonville St.....	29	24-5	2,872	99.0
1991	Troy.....	30	22-8	3,259	108.6
1992	Troy.....	29	23-6	3,513	*121.1
1993	Central Okla.....	29	23-6	3,293	113.6
1994	Central Okla.....	27	17-10	2,782	103.0
1995	Central Okla.....	30	23-7	3,219	107.3
1996	Central Okla.....	29	19-10	2,933	101.1
1997	Mont. St.-Billings.....	28	22-6	2,904	103.7
1998	Mont. St.-Billings.....	28	21-7	2,945	105.2
1999	Central Okla.....	27	16-11	2,657	98.4
2000	Mont. St.-Billings.....	26	17-9	2,460	94.6
2001	Mont. St.-Billings.....	27	18-9	2,648	98.1
2002	Mont. St.-Billings.....	28	21-7	2,559	91.4
2003	Pfeiffer.....	31	22-9	2,926	94.4
2004	Pfeiffer.....	34	31-3	3,278	96.4
2005	Pfeiffer.....	32	27-5	3,042	95.1

*record

Scoring Defense

Season	Team	G	W-L	Pts.	Avg.
1948	Miss. Industrial.....	15	13-2	436	±29.1
1949	Gordon.....	20	16-4	655	32.8
1950	Tex. A&M-Corp. Chris.....	26	25-1	1,030	39.6

Season	Team	G	W-L	Pts.	Avg.
1951	St. Martin's	24	11-13	1,137	47.4
1952	Truman	19	12-7	876	46.1
1953	Sacramento St.	26	18-8	1,381	53.1
1954	Sacramento St.	18	9-9	883	49.1
1955	Amherst	22	16-6	1,233	56.0
1956	Amherst	22	16-6	1,277	58.0
1957	Stephen F. Austin	26	23-3	1,337	51.4
1958	McNeese St.	23	19-4	1,068	46.4
1959	Humboldt St.	23	14-9	1,166	50.7
1960	Wittenberg	24	22-2	1,122	46.8
1961	Wittenberg	29	25-4	1,270	43.8
1962	Wittenberg	26	21-5	1,089	41.9
1963	Wittenberg	28	26-2	1,285	45.9
1964	Wittenberg	23	18-5	1,186	51.6
1965	Cheyney	25	24-1	1,393	55.7
1966	Chicago	16	12-4	894	55.9
1967	Ashland	24	21-3	1,025	42.7
1968	Ashland	30	23-7	1,164	38.8
1969	Ashland	30	26-4	1,017	33.9
1970	Ashland	27	23-4	1,118	41.4
1971	Ashland	28	25-3	1,523	54.4
1972	Chicago	20	16-4	1,132	56.6
1973	Steubenville	29	22-7	1,271	43.8
1974	Steubenville	26	14-12	1,336	51.4
1975	Cal Poly	26	15-11	1,590	61.2
1976	Wis.-Green Bay	29	21-8	1,768	61.0
1977	Wis.-Green Bay	29	26-3	1,682	58.0
1978	Wis.-Green Bay	32	30-2	1,682	52.6
1979	Wis.-Green Bay	32	24-8	1,612	50.4
1980	Wis.-Green Bay	27	15-12	1,577	58.4
1981	San Fran. St.	26	17-9	1,463	56.3
1982	Cal Poly	29	23-6	1,537	53.0
1983	Cal Poly	28	18-10	1,553	55.5
1984	Cal Poly	28	20-8	1,458	52.1
1985	Cal Poly	27	16-11	1,430	53.0
1986	Lewis	30	24-6	1,702	56.7
1987	Denver	29	20-9	1,844	63.6
1988	N.C. Central	29	26-3	1,683	58.0
1989	N.C. Central	32	28-4	1,791	56.0
1990	Humboldt St.	31	20-11	1,831	59.1
1991	Minn. Duluth	32	27-5	1,899	59.3
1992	Pace	30	23-7	1,517	50.6
1993	Philadelphia U.	32	30-2	1,898	59.3
1994	Pace	29	19-10	1,715	59.1
1995	Armstrong Atlantic	31	20-11	1,929	62.2
1996	Coker	26	16-10	1,592	61.2
1997	Fort Hays St.	31	29-2	1,837	59.3
1998	Presbyterian	28	16-12	1,704	60.9
1999	Incarnate Word	30	28-2	1,727	57.6
2000	Wingate	30	26-4	1,775	59.2
2001	Henderson St.	32	22-10	1,919	60.0
2002	Tusculum	28	15-13	1,600	57.1
2003	Barry	28	18-10	1,490	53.2
2004	Valdosta St.	29	25-4	1,514	52.2
2005	Adelphi	29	22-7	1,609	55.5

‡record since 1948

Scoring Margin

Season	Team	Off.	Def.	Mar.
1950	Montana	77.4	57.7	19.7
1951	Eastern Ill.	84.7	57.9	26.8
1952	Texas St.	77.4	48.9	28.5
1953	Arkansas Tech	94.7	74.3	20.4
1954	Texas Southern	89.2	63.3	25.9
1955	Mt. St. Mary's	95.2	73.3	21.9
1956	Western Ill.	92.5	72.1	20.4
1957	West Va. Tech	102.6	77.2	25.4
1958	Tennessee St.	88.7	64.1	24.6
1959	Grambling	95.3	73.3	22.0
1960	Mississippi Col.	114.2	92.9	21.3
1961	Bryan	93.8	62.4	*31.4
1962	Mansfield	87.6	64.7	22.9
1963	Gorham St.	94.7	69.7	25.0
1964	Central Conn. St.	94.5	67.7	26.8
1965	Cheyney	80.7	55.7	25.0
1966	Cheyney	90.0	64.4	25.6
1967	Lincoln (Mo.)	108.3	82.2	26.1
1968	Western New Eng.	104.7	76.8	27.9
1969	Indiana (Pa.)	88.6	64.5	24.1
1970	Husson	106.1	79.0	27.1
1971	Kentucky St.	103.5	78.2	25.3

Season	Team	Off.	Def.	Mar.
1972	Brockport St.	93.8	70.3	23.5
1973	Wis.-Green Bay	71.2	52.1	19.1
1974	Alcorn St.	96.9	79.8	17.1
1975	Bentley	95.2	78.7	16.5
1976	UCF	94.8	78.4	16.4
1977	Texas Southern	88.4	71.9	16.5
1978	Wis.-Green Bay	68.8	52.6	16.2
1979	Roanoke	77.8	60.8	17.0
1980	UCF	91.7	72.1	19.6
1981	West Ga.	88.5	70.2	18.3
1982	Minn. Duluth	81.7	64.8	16.9
1983	Minn. Duluth	84.8	69.8	15.0
1984	Chicago St.	85.9	70.2	15.7
1985	Virginia Union	87.6	67.8	19.8
1986	Mt. St. Mary's	80.0	65.7	14.3
1987	Ky. Wesleyan	92.4	72.9	19.8
1988	Fla. Southern	89.6	70.5	19.1
1989	Virginia Union	88.2	69.6	18.6
1990	Ky. Wesleyan	97.3	76.8	20.5
1991	Ashland	99.8	78.2	21.6
1992	Oakland City	99.5	77.1	22.4
1993	Philadelphia U.	78.8	59.3	19.4
1994	Oakland City	87.8	65.5	22.3
1995	Jacksonville St.	101.2	77.6	23.6
1996	Fort Hays St.	92.1	70.2	21.9
1997	Fort Hays St.	84.1	59.3	24.8
1998	Oakland City	85.8	64.1	21.7
1999	Incarnate Word	78.5	57.6	21.0
2000	Metro St.	87.0	67.9	19.1
2001	Adelphi	85.3	65.7	19.7
2002	Ky. Wesleyan	91.3	72.7	18.6
2003	Ky. Wesleyan	88.9	72.7	16.3
2004	Metro St.	93.4	65.3	28.1
2005	Oakland City	83.5	63.2	20.3

*record

Field-Goal Percentage

Season	Team	FG	FGA	Pct.
1948	Tex. A&M-Commerce	445	1,119	39.8
1949	Missouri St.	482	1,106	43.6
1950	Tex. A&M-Corp. Chris.	555	1,290	43.0
1951	Beloit	773	1,734	44.6
1952	Missouri St.	890	1,903	46.8
1953	Lebanon Valley	637	1,349	47.2
1954	San Diego St.	675	1,502	44.9
1955	UC Santa Barb.	672	1,383	48.6
1956	UC Santa Barb.	552	1,142	48.3
1957	Alderson-Broaddus	1,006	2,094	48.0
1958	N.C. A&T	552	1,072	51.5
1959	Grambling	1,048	2,048	51.2
1960	William Carey	708	1,372	51.6
1961	Virginia Union	908	1,735	52.3
1962	West Va. Tech	871	1,575	55.3
1963	Lenoir-Rhyne	869	1,647	52.8
1964	LeMoyne-Owen	844	1,520	55.5
1965	Southern U.	1,036	1,915	54.1
1966	Howard Payne	932	1,710	54.5
1967	Alabama St.	874	1,555	56.2
1968	South Carolina St.	588	1,010	58.2
1969	Southampton	846	1,588	53.3
1970	Savannah St.	1,145	1,969	58.2
1971	Alabama St.	1,196	2,100	57.0
1972	Florida A&M	1,194	2,143	55.7
1973	Wis.-Green Bay	929	1,700	54.6
1974	Kentucky St.	1,252	2,266	55.3
1975	Kentucky St.	1,121	1,979	56.6
1976	Kentucky St.	1,093	1,753	*62.4
1977	Merrimack	1,120	2,008	55.8
1978	Wis.-Green Bay	840	1,509	55.7
1979	Morris Brown	980	1,763	55.6
1980	UNC Pembroke	849	1,544	55.0
1981	Bellarmino	851	1,561	54.5
1982	Fla. Southern	943	1,644	57.4
1983	Lewis	807	1,448	55.7
1984	Lewis	851	1,494	57.0
1985	Virginia Union	1,132	1,967	57.5
1986	Tampa	856	1,546	55.4
1987	Johnson Smith	995	1,817	54.8
1988	Fla. Southern	1,118	2,026	55.2
1989	Millersville	1,119	2,079	53.8
1990	S.C. Upstate	954	1,745	54.7

Season	Team	FG	FGA	Pct.
1991	S.C. Upstate	923	1,631	56.6
1992	S.C. Upstate	898	1,664	54.0
1993	Cal St. Bakersfield	1,002	1,849	54.2
1994	Southern Ind.	1,171	2,142	54.7
1995	High Point	862	1,603	53.8
1996	Fort Hays St.	1,158	2,145	54.0
1997	Oakland City	961	1,821	52.8
1998	West Tex. A&M	953	1,841	51.8
1999	South Dakota	835	1,631	51.2
2000	Mo. Western St.	845	1,621	52.1
2001	Southern Ind.	1,014	1,937	52.3
2002	Neb.-Kearney	899	1,762	51.0
2003	Michigan Tech	920	1,740	52.9
2004	BYU-Hawaii	824	1,573	52.4
2005	Colo. Christian	859	1,642	52.3

*record

Field-Goal Percentage Defense

Season	Team	FG	FGA	Pct.
1978	Wis.-Green Bay	681	1,830	37.2
1979	Wis.-Green Bay	639	1,709	37.4
1980	Wis.-Parkside	688	1,666	41.3
1981	Central St. (Ohio)	675	1,724	39.2
1982	Minn. St. Mankato	699	1,735	40.3
1983	Central Mo. St.	746	1,838	40.6
1984	Norfolk St.	812	1,910	42.5
1985	Central Mo. St.	683	1,660	41.1
1986	Norfolk St.	782	1,925	40.6
1987	Denver	691	1,709	40.4
1988	Minn. Duluth	702	1,691	41.5
1989	N.C. Central	633	1,642	38.6
1990	Central Mo. St.	696	1,757	39.6
1991	Southwest Baptist	758	1,942	39.0
1992	Virginia Union	766	2,069	37.0
1993	Pfeiffer	767	2,028	37.8
1994	Virginia Union	705	1,966	35.9
1995	Virginia Union	723	1,973	36.6
1996	Virginia Union	718	1,944	36.9
1997	St. Rose	887	2,409	36.8
1998	Delta St.	705	1,930	36.5
1999	Delta St.	610	1,652	36.9
2000	Fla. Southern	702	1,887	37.2
2001	Tampa	631	1,723	36.6
2002	Tarleton St.	657	1,837	*35.8
2003	Tarleton St.	655	1,757	37.3
2004	Central Ark.	624	1,699	36.7
2005	Adelphi	539	1,432	37.6

*record

Three-Point Field Goals Made Per Game

Season	Team	G	3FG	Avg.
1987	Northern Mich.	27	187	6.9
1988	Sacramento St.	30	303	10.1
1989	Central Okla.	27	280	10.4
1990	Stonehill	27	259	9.6
1991	Hillsdale	27	318	11.8
1992	Troy	29	*444	*15.3
1993	Hillsdale	28	366	13.1
1994	Hillsdale	25	315	12.6
1995	Hillsdale	29	330	11.4
1996	Mont. St.-Billings	28	304	10.9
1997	Mont. St.-Billings	28	394	14.1
1998	Mont. St.-Billings	28	375	13.4
1999	Mont. St.-Billings	28	355	12.7
2000	Mont. St.-Billings	26	294	11.3
2001	Mont. St.-Billings	27	284	10.5
2002	St. Anselm	30	301	10.0
2003	Bemidji St.	29	338	11.7
2004	Mont. St.-Billings	27	334	12.4
2005	Oakland City	31	394	12.7

*record

Three-Point Field-Goal Percentage

Season	Team	G	3FG	3FGA	Pct.
1987	St. Anselm	30	97	189	51.3
1988	Winston-Salem	28	98	182	*53.8
1989	Mississippi Col.	27	144	276	52.2

Season	Team	G	3FG	3FGA	Pct.
1990	Shaw	27	74	143	51.7
1991	Rollins	28	278	585	47.5
1992	Oakland City	30	244	486	50.2
1993	Oakland City	32	215	465	46.2
1994	Oakland City	28	225	495	45.5
1995	Oakland City	30	256	561	45.6
1996	Oakland City	31	260	537	48.4
1997	Oakland City	30	311	651	47.8
1998	Michigan Tech	31	267	613	43.6
1999	South Dakota	29	258	577	44.7
2000	Eckerd	28	156	366	42.6
2001	Mesa St.	27	152	346	43.9
2002	Michigan Tech	30	216	499	43.3
2003	Michigan Tech	32	252	581	43.4
2004	Alas. Anchorage	30	280	612	45.8
2005	Colo. Christian	28	220	493	44.6

*record

Free-Throw Percentage

Season	Team	FT	FTA	Pct.
1948	Charleston (W.V.)	446	659	67.7
1949	Linfield	276	402	68.7
1950	Jacksonville St.	452	613	73.7
1951	Millikin	603	846	71.3
1952	Eastern Ill.	521	688	75.7
1953	Upsala	513	69	74.0
1954	Central Mich.	376	509	73.9
1955	Mississippi Col.	559	733	76.3
1956	Wheaton (Ill.)	625	842	74.2
1957	Wheaton (Ill.)	689	936	73.6
1958	Wheaton (Ill.)	517	689	75.0
1959	Wabash	418	545	76.7
1960	Allen	225	297	75.8
1961	Missouri St.	453	605	74.9
1962	Lenoir-Rhyne	477	599	79.6
1963	Hampden-Sydney	442	559	79.1
1964	Western Caro.	492	621	79.2
1965	Mississippi Col.	529	663	79.8
1966	Athens St.	631	802	78.7
1967	Northwestern St.	528	678	77.9
1968	Kenyon	684	858	79.7
1969	Kenyon	583	727	80.2
1970	Wooster	571	714	80.0
1971	South Ala.	422	518	81.5
1972	Clark Atlanta	409	520	78.7
1973	Rockford (Ill.)	367	481	76.3
1974	New Orleans	537	701	76.6
1975	Alabama St.	456	565	80.7
1976	Alabama St.	451	576	78.3
1977	Puget Sound	495	637	77.7
1978	Merrimack	508	636	79.9
1979	Bentley	506	652	77.6
1980	Philadelphia U.	436	549	79.4
1981	Coppin St.	401	514	78.0
1982	Fla. Southern	726	936	77.6
1983	Transylvania	463	606	76.4
1984	Transylvania	491	639	76.8
1985	Minn. St. Mankato	349	445	78.4
1986	Southern N.H.	507	672	75.4
1987	Columbus St.	339	433	78.3
1988	Rollins	631	795	79.4
1989	Rollins	477	607	78.6
1990	Rollins	449	582	77.1
1991	Lenoir-Rhyne	441	564	78.2
1992	Adams St.	397	512	77.5
1993	Philadelphia U.	491	630	77.9
1994	West Liberty St.	473	602	78.6
1995	Western St.	469	603	77.8
1996	South Dakota	501	648	77.3
1997	Hawaii-Hilo	471	606	77.7
1998	Gannon	473	573	*82.5
1999	Minn. Duluth	430	547	78.6
2000	Bemidji St.	386	492	78.5
2001	Morningside	383	485	79.0
2002	St. Cloud St.	461	587	78.5
2003	South Dakota	452	566	79.9
2004	Seattle Pacific	455	573	79.4
2005	St. Anselm	549	676	81.2

*record

Rebound Margin

Season	Team	Off.	Def.	Mar.
1976	Mississippi Val.	63.9	39.5	*24.4
1977	Philadelphia U.	38.7	24.1	14.6
1978	Mass.-Lowell	49.0	37.5	11.5
1979	Dowling	48.2	32.6	15.6
1980	Ark.-Pine Bluff	40.3	25.9	14.4
1981	Wis.-Green Bay	40.6	26.5	14.1
1982	Central St. (Ohio)	48.0	37.2	10.8
1983	Hampton	50.2	38.5	11.8
1984	California (Pa.)	46.4	33.1	13.3
1985	Virginia Union	44.1	32.0	12.1
1986	Tampa	39.9	28.0	11.8
1987	Millersville	44.7	33.8	10.9
1988	Clark Atlanta	44.7	32.5	12.1
1989	Hampton	46.7	36.3	10.3

Season	Team	Off.	Def.	Mar.
1990	Fla. Atlantic	41.0	29.4	11.6
1991	California (Pa.)	44.6	32.0	12.6
1992	Oakland City	43.4	31.8	11.6
1993	Metro St.	45.5	32.0	13.5
1994	Oakland City	44.0	33.7	10.3
1995	Jacksonville St.	47.7	35.2	12.5
1996	Virginia Union	48.0	36.1	11.9
1997	Southern Conn. St.	41.6	32.3	9.3
1998	South Dakota St.	46.5	35.9	10.6
1999	Ky. Wesleyan	44.8	32.6	12.2
2000	Salem Int'l	44.2	32.1	12.1
2001	Salem Int'l	42.6	31.3	11.4
2002	Tarleton St.	43.0	32.0	11.1
2003	South Dakota St.	44.1	32.5	11.6
2004	Washburn	42.5	30.7	11.8
2005	Fla. Gulf Coast	41.5	31.3	10.2

*record

2005 Most-Improved Teams

School (Coach)	2005	2004	*Games Improved
1. West Liberty St. (Jim Crutchfield)	21-10	4-23	15
2. Livingstone (James Stinson)	17-12	3-24	13
3. Tex. A&M-Commerce (Sam Walker)	28-5	13-14	12
4. Catawba (Jim Baker)	23-7	12-19	11½
5. Concordia-St. Paul (Ryan Freeberg)	18-11	7-21	10½
6. Central Okla. (Terry Evens)	22-8	11-17	10
6. Lander (Bruce Evans)	17-11	7-21	10
6. Stonehill (David McLaughlin)	20-8	9-17	10
9. Cameron (Garrette Mantle)	15-12	6-21	9
9. Grand Canyon (Scott Mossman)	13-16	3-24	9
9. West Ala. (Rick Reedy)	14-13	5-22	9
12. Ark.-Monticello (Mike Newell)	18-10	9-18	8½

School (Coach)	2005	2004	Games Improved
12. Bentley (Jay Lawson)	30-6	18-11	8½
12. Colorado Mines (Pryor Orser)	16-12	7-20	8½
12. Edinboro (Greg Walcavich)	24-7	14-14	8½
12. Ferris St. (Bill Sall)	24-7	14-14	8½
12. Lynn (Scott McMillin)	29-6	17-11	8½
12. St. Leo (Mike Madagan)	13-16	4-24	8½
19. Bloomfield (Gerald Holmes)	24-8	15-15	8
19. Queens (N.Y.) (Kyrk Peponakis)	22-9	12-15	8
19. S.C. Upstate (Eddie Payne)	24-8	14-14	8
19. Southwest Baptist (Jeff Guiot)	16-13	7-20	8

*To determine games improved, add the difference in victories between the two seasons to the difference in losses, then divide by two.

All-Time Winningest Teams

Includes records as a senior college only; minimum 10 seasons of competition. Postseason games are included.

By Percentage

Team	Yrs.	Won	Lost	Pct.
1. Cal St. Bakersfield	34	695	284	.710
2. Lynn	12	246	103	.705
3. Philadelphia U.	81	1,162	503	.698
4. Metro St.	21	438	190	.697
5. Virginia Union	80	1,306	605	.683
6. Southern N.H.	42	811	383	.679
7. Queens (N.C.)	16	315	151	.676
8. Cheyney	42	786	378	.675
9. Fla. Southern	49	935	455	.673
10. Ky. Wesleyan	94	1,410	696	.670
11. Central Wash.	98	1,497	787	.655
12. Fort Hays St.	87	1,260	664	.655
13. Southern Ind.	36	663	352	.653
14. St. Rose	31	589	318	.649
15. LeMoyne-Owen	46	823	445	.649
16. Gannon	61	1,023	565	.644
17. Northern St.	86	1,274	710	.642
18. Carson-Newman	47	899	518	.634
19. Fairmont St.	82	1,325	765	.634
20. Bentley	42	709	415	.631
21. Incarnate Word	22	399	234	.630
22. Mesa St.	30	529	311	.630
23. North Dakota	100	1,382	841	.622
24. Central Ark.	83	1,329	811	.621
25. Indiana (Pa.)	76	1,058	647	.621
26. C.W. Post	49	782	480	.620
27. West Tex. A&M	84	1,289	797	.618
28. Drury	96	1,321	822	.616
29. Central Mo. St.	100	1,389	865	.616
30. Millersville	75	1,051	655	.616

*Includes one tie.

By Victories

Team	Yrs.	Won	Lost	Pct.
1. Central Wash.	98	1,497	787	.655
2. Ky. Wesleyan	94	1,410	696	.670
3. Washburn	99	1,394	969	.590
4. Central Mo. St.	100	1,389	865	.616
5. North Dakota	100	1,382	841	.622
6. North Dakota St.	107	1,352	965	.584
7. Central Ark.	83	1,329	811	.621
8. Fairmont St.	82	1,325	765	.634
9. Drury	96	1,321	822	.616
10. Virginia Union	80	1,306	605	.683
11. West Tex. A&M	84	1,289	797	.618
12. Northern St.	86	1,274	710	.642
13. Fort Hays St.	87	1,260	664	.655
14. South Dakota St.	97	1,252	835	.600
15. Pittsburg St.	94	1,238	991	.555
16. Emporia St.	99	1,212	989	.551
17. Neb.-Kearney	97	1,195	808	.597
18. Cal St. Chico	92	1,177	1,013	.537
19. Bloomsburg	102	1,171	752	.609
20. Philadelphia U.	81	1,162	503	.698
21. Lenoir-Rhyne	84	1,157	907	.561
22. Northwest Mo. St.	89	1,155	843	.578
23. Indianapolis	80	1,148	785	.594
24. Tex. A&M-Commerce	90	1,132	908	.555
25. East Central	78	1,130	777	.593
26. Northern Mich.	99	1,113	773	.590
27. St. Cloud St.	82	1,109	704	.612
28. Catawba	79	1,106	935	.542
29. Henderson St.	90	1,104	832	.570
30. Wayne St. (Neb.)	90	1,083	929	.538

Winningest Teams of the 2000's

BY PERCENTAGE

(Minimum 4 seasons as NCAA member)

Team	Yrs.	Won	Lost	Pct.
1. Metro St.	6	174	29	.857
2. Cal St. San B'dino	6	145	28	.838
3. Ky. Wesleyan	6	156	32	.830
4. Southern Ind.	6	153	37	.805
5. Washburn	6	149	39	.793
6. Salem Int'l.	6	148	40	.787
7. Neb.-Kearney	6	143	39	.786
8. Findlay	5	120	34	.779
9. Adelphi	6	141	40	.779
10. Northwest Mo. St.	6	146	42	.777
11. Pfeiffer	6	142	41	.776
12. Fla. Southern	6	141	42	.771
13. Michigan Tech	6	135	44	.754
14. Mass.-Lowell	6	139	47	.747
15. Charleston (W.V.)	6	137	47	.745
15. Tarleton St.	6	137	47	.745
17. South Dakota	6	131	45	.744
18. Northeastern St.	6	134	47	.740
19. St. Cloud St.	6	128	46	.736
20. Virginia Union	6	125	48	.723
21. Cal St. Bakersfield	6	122	47	.722
22. Gannon	6	126	49	.720
23. Winston-Salem	6	126	50	.716
24. Alderson-Broaddus	6	131	52	.716
25. Western Wash.	6	120	48	.714
26. Henderson St.	6	132	53	.714
27. Seattle Pacific	6	122	49	.713
28. Indiana (Pa.)	6	131	53	.712
29. West Ga.	6	126	51	.712
30. California (Pa.)	6	125	51	.710

BY VICTORIES

Team	Yrs.	Won	Lost	Pct.
1. Metro St.	6	174	29	.857
2. Ky. Wesleyan	6	156	32	.830
3. Southern Ind.	6	153	37	.805
4. Washburn	6	149	39	.793
5. Salem Int'l.	6	148	40	.787
6. Northwest Mo. St.	6	146	42	.777
7. Cal St. San B'dino	6	145	28	.838
8. Neb.-Kearney	6	143	39	.786
9. Pfeiffer	6	142	41	.776
10. Adelphi	6	141	40	.779
10. Fla. Southern	6	141	42	.771
12. Mass.-Lowell	6	139	47	.747
13. Charleston (W.V.)	6	137	47	.745
13. Tarleton St.	6	137	47	.745
15. Michigan Tech	6	135	44	.754
16. Northeastern St.	6	134	47	.740
17. Henderson St.	6	132	53	.714
18. Alderson-Broaddus	6	131	52	.716
18. Indiana (Pa.)	6	131	53	.712
18. South Dakota	6	131	45	.744
21. Kennesaw St.	6	129	56	.697
22. Columbus St.	6	128	55	.700
23. Eckerd	6	128	54	.703
23. St. Cloud St.	6	128	46	.736
25. Northern Ky.	6	127	58	.687
26. Gannon	6	126	49	.720
26. West Ga.	6	126	51	.712
26. Winston-Salem	6	126	50	.716
29. Bowie St.	6	125	54	.698
29. California (Pa.)	6	125	51	.710
29. Virginia Union	6	125	48	.723

All-Time Won-Lost Records

(Alphabetical Listing; No Minimum Seasons of Competition)

Team	First Year	Yrs.	Won	Lost	Pct.
Abilene Christian	1920	82	1,003	922	.521
Adelphi	1946	58	884	667	.570
Ala.-Huntsville	1974	32	441	470	.484
Alas. Anchorage	1978	28	498	314	.613
Alas. Fairbanks	1953	49	530	602	.468
Alderson-Broaddus	1936	67	1,025	857	.545
American Int'l	1934	71	838	854	.495

Team	First Year	Yrs.	Won	Lost	Pct.
Anderson (S.C.)	1999	7	79	91	.465
Angelo St.	1966	40	549	539	.505
Arkansas Tech	1914	82	1,067	868	.551
Armstrong Atlantic	1967	39	591	502	.541
Ashland	1922	84	997	864	.536
Assumption	1924	76	972	778	.555
Augusta St.	1966	40	597	515	.537
Augustana (S.D.)	1928	75	807	935	.463
Barry	1985	21	282	297	.487
Bellarmino	1952	55	477	446	.517
Belmont Abbey	1954	52	803	628	.561
Bemidji St.	1922	79	815	889	.478
Bentley	1964	42	709	415	.631
Bloomsburg	1902	102	1,171	752	.609
Bridgeport	1961	45	671	565	.543
Bryant	1963	43	572	580	.497
C.W. Post	1956	49	782	480	.620
UC San Diego	1966	30	507	518	.495
Cal Poly Pomona	1948	58	805	759	.515
Cal St. Bakersfield	1972	34	695	284	.710
Cal St. Chico	1914	92	1,177	1,013	.537
Cal St. Dom. Hills	1978	28	361	388	.482
Cal St. L.A.	1949	57	706	773	.477
Cal St. San B'dino	1985	21	347	217	.615
Cal St. Stanislaus	1967	39	426	529	.446
Carson-Newman	1959	47	899	518	.634
Catawba	1927	79	1,106	935	.542
Central Ark.	1921	83	1,329	811	.621
Central Mo. St.	1906	100	1,389	865	.616
Central Okla.	1921	78	1,056	856	.552
Central Wash.	1902	98	1,497	787	.655
Chadron St.	1922	80	955	920	.509
Chaminade	1977	29	447	368	.548
Cheyney	1964	42	786	378	.675
Clark Atlanta	1950	56	809	668	.548
Clayton St.	1990	16	216	213	.503
Colorado Mines	1910	96	644	1,142	.361
Colorado St.-Pueblo	1964	42	705	452	.609
Columbus St.	1967	38	614	420	.594
Delta St.	1928	75	1,064	704	.602
Drury	1909	96	1,321	822	.616
East Central	1928	78	1,130	777	.593
East Stroudsburg	1927	78	828	892	.481
Eckerd	1964	42	598	464	.563
Edinboro	1929	75	942	672	.584
Emporia St.	1902	99	1,212	989	.551
Erskine	1914	80	969	879	.524
Fairmont St.	1917	82	1,325	765	.634
Ferris St.	1926	76	898	826	.521
Fla. Southern	1957	49	935	455	.673
Florida Tech	1965	41	430	635	.404
Fort Hays St.	1917	87	1,260	664	.655
Fort Lewis	1963	43	524	594	.469
Francis Marion	1970	35	471	503	.484
Franklin Pierce	1964	42	659	443	.598
Gannon	1945	61	1,023	565	.644
GC&SU	1970	36	486	486	.500
Grand Canyon	1949	57	923	579	.615
Grand Valley St.	1967	39	627	443	.586
Harding	1958	48	625	699	.472
Hawaii-Hilo	1977	29	512	352	.593
Henderson St.	1911	90	1,104	832	.570
Humboldt St.	1924	82	674	839	.445
Incarnate Word	1984	22	399	234	.630
Indiana (Pa.)	1927	76	1,058	647	.621
Indianapolis	1923	80	1,148	785	.594
Johnson C. Smith	1929	65	948	674	.584
Kennesaw St.	1986	20	344	246	.583
Ky. Wesleyan	1908	94	1,410	696	.670
Lake Superior St.	1947	58	797	644	.553
Lander	1969	37	608	490	.554
Le Moyne	1949	57	797	614	.565
LeMoyne-Owen	1960	46	823	445	.649
Lenoir-Rhyne	1920	84	1,157	907	.561
Lewis	1949	56	902	596	.602
Lincoln Memorial	1981	25	410	317	.564
Lynn	1994	12	246	103	.705
Mansfield	1918	78	854	707	.547
Mass.-Lowell	1976	30	444	401	.525
Mercyhurst	1972	34	458	465	.496
Merrimack	1950	56	708	699	.503
Mesa St.	1976	30	529	311	.630
Metro St.	1985	21	438	190	.697

Team	First Year	Yrs.	Won	Lost	Pct.	Team	First Year	Yrs.	Won	Lost	Pct.
Michigan Tech.....	1920	83	741	874	.459	Saginaw Valley.....	1970	36	512	484	.514
Midwestern St.....	1947	59	1,076	718	.600	St. Anselm.....	1935	71	913	681	.573
Millersville.....	1929	75	1,051	655	.616	St. Cloud St.....	1923	82	1,109	704	.612
Minn. Duluth.....	1930	74	1,064	703	.602	St. Joseph's (Ind.).....	1906	93	949	894	.515
Minn. St. Mankato.....	1921	80	1,008	754	.572	St. Leo.....	1966	40	411	621	.398
Mo.-Rolla.....	1910	93	727	1,049	.409	St. Michael's.....	1921	85	973	892	.522
Mo.-St. Louis.....	1967	39	482	539	.472	St. Rose.....	1974	31	589	318	.649
Mo. Southern St.....	1969	37	579	494	.540	Seattle Pacific.....	1943	61	917	682	.573
Mo. Western St.....	1970	36	639	422	.602	Shepherd.....	1950	56	734	705	.510
Mont. St.-Billings.....	1927	76	924	755	.550	Slippery Rock.....	1926	75	819	837	.495
Morehouse.....	1911	94	1,033	920	.529	Sonoma St.....	1964	36	394	518	.432
Neb.-Kearney.....	1906	97	1,195	808	.597	S.C.-Aiken.....	1991	15	188	231	.449
Neb.-Omaha.....	1911	90	953	973	.495	S.C. Upstate.....	1975	31	530	361	.595
New Haven.....	1962	42	626	504	.554	South Dakota.....	1908	95	1,074	916	.540
N.J. Inst. of Tech.....	1954	52	679	529	.562	South Dakota St.....	1906	97	1,252	835	.600
N.M. Highlands.....	1924	79	813	944	.463	Southern Conn. St.....	1968	38	492	488	.502
NYIT.....	1959	44	609	470	.564	SIU Edwardsville.....	1968	38	489	487	.501
Newberry.....	1913	90	902	1,152	.439	Southern Ind.....	1970	36	663	352	.653
North Ala.....	1949	57	909	741	.551	Southern N.H.....	1964	42	811	383	.679
UNC Pembroke.....	1940	66	820	808	.504	Southwest Baptist.....	1966	40	564	512	.524
N.C. Central.....	1928	71	993	755	.568	Southwest Minn. St.....	1967	39	419	611	.407
North Dakota.....	1905	100	1,382	841	.622	Stonehill.....	1949	56	785	640	.551
North Dakota St.....	1898	107	1,352	965	.584	Tampa.....	1950	43	673	500	.574
North Fla.....	1993	13	151	207	.422	Tex. A&M-Commerce.....	1916	90	1,132	908	.555
Northern Ky.....	1972	34	565	398	.587	Tex. A&M-Kingsville.....	1926	76	814	969	.457
Northern Mich.....	1906	99	1,113	773	.590	Truman.....	1920	86	1,010	917	.524
Northern St.....	1920	86	1,274	710	.642	Valdosta St.....	1955	55	723	521	.581
Northwest Mo. St.....	1917	89	1,155	843	.578	Virginia Union.....	1926	80	1,306	605	.683
Oakland City.....	1923	64	791	703	.529	Washburn.....	1906	99	1,394	969	.590
Ouachita Baptist.....	1921	79	999	828	.547	Wayne St. (Mich.).....	1942	64	854	965	.469
Pace.....	1948	58	719	705	.505	Wayne St. (Neb.).....	1912	90	1,083	929	.538
Philadelphia U.....	1920	81	1,162	503	.698	West Ala.....	1957	48	542	650	.455
Pitt.-Johnstown.....	1970	36	428	484	.469	West Chester.....	1928	78	922	828	.527
Pittsburg St.....	1912	94	1,238	991	.555	West Fla.....	1968	21	314	247	.560
Presbyterian.....	1914	92	1,064	1,005	.514	West Ga.....	1957	48	735	519	.586
Queens (N.C.).....	1990	16	315	151	.676	West Tex. A&M.....	1921	84	1,289	797	.618
Quincy.....	1940	66	963	740	.565	Wheeling Jesuit.....	1958	49	622	640	.493
Regis (Colo.).....	1945	58	819	706	.537	Winona St.....	1916	90	865	1,009	.462



Division III Records

Individual Records	102
Team Records	103
All-Time Individual Leaders	105
Annual Individual Champions.....	109
Annual Team Champions	111
2005 Most-Improved Teams	113
All-Time Winningest Teams	114



Individual Records

Division III men's basketball records are based on the performances of Division III teams since the three-division re-organization plan was adopted by the special NCAA Convention in August 1973. Assists were added for the 1988-89 season; blocked shots and steals were added for the 1992-93 season. In statistical rankings, the rounding of percentages and/or averages may indicate ties where none exist. In these cases, the numerical order of the rankings is accurate.

Scoring

POINTS

Game

77—Jeff Clement, Grinnell vs. Illinois Col., Feb. 18, 1998

Season

1,044—Greg Grant, TCNJ, 1989 (32 games)

Career

2,940—Andre Foreman, Salisbury, 1988-89, 91-92 (109 games)

AVERAGE PER GAME

Season

37.3—Steve Diekmann, Grinnell, 1995 (745 in 20)

Career

(Min. 1,400) 32.8—Dwain Govan, Bishop, 1974-75 (1,805 in 55)

POINTS SCORED WITH NO TIME ELAPSING

Game

24—Rob Rittgers, UC San Diego vs. Menlo, Jan. 16, 1988 (made 24 consecutive free throws due to 12 bench technical fouls)

CONSECUTIVE POINTS SCORED

Game

25—Andy Panko, Lebanon Valley vs. Frank. & Marsh., Jan. 19, 1998

GAMES SCORING AT LEAST 50 POINTS

Season

3—Jeff Clement, Grinnell, 1998

Career

4—Jeff Clement, Grinnell, 1996-99; Steve Diekmann, Grinnell, 1993-95

GAMES SCORING IN DOUBLE FIGURES

Career

116—Lamont Strothers, Chris. Newport, 1988-91

CONSECUTIVE GAMES SCORING IN DOUBLE FIGURES

Career

116—Lamont Strothers, Chris. Newport, from Nov. 20, 1987, to March 8, 1991

Field Goals

FIELD GOALS

Game

29—Ryan Hodges, Cal Lutheran vs. Redlands, Jan. 15, 2005 (31 attempts); Shannon Lilly, Bishop vs. Southwest Assembly of God, Jan. 31, 1983 (36 attempts)

Season

394—Dave Russell, Shepherd, 1975 (687 attempts)

Career

1,140—Andre Foreman, Salisbury, 1988-89, 91-92 (2,125 attempts)

CONSECUTIVE FIELD GOALS

Game

18—Franklyn Beckford, Lake Forest vs. Grinnell, Feb. 14, 2004; Jason Light, Emory & Henry vs. King (Tenn.), Dec. 2, 1995

Season

24—Todd Richards, Mount Union, 2000 (during five games)

FIELD-GOAL ATTEMPTS

Game

68—Jeff Clement, Grinnell vs. Illinois Col., Feb. 18, 1998 (26 made)

Season

742—Greg Grant, TCNJ, 1989 (387 made)

Career

2,149—Lamont Strothers, Chris. Newport, 1988-91 (1,016 made)

FIELD-GOAL PERCENTAGE

Game

(Min. 18 made) 100%—Franklyn Beckford, Lake Forest vs. Grinnell, Feb. 14, 2004 (18 of 18); Jason Light, Emory & Henry vs. King (Tenn.), Dec. 2, 1995 (18 of 18)

*Season

76.6—Travis Weiss, St. John's (Minn.), 1994 (160 of 209)

**Based on qualifiers for annual championship.*

Career

(Min. 400 made) 73.6—Tony Rychlec, Mass. Maritime, 1981-83 (509 of 692)

Three-Point Field Goals

THREE-POINT FIELD GOALS

Game

19—Jeff Clement, Grinnell vs. Illinois Col., Feb. 18, 1998

Season

186—Jeff Clement, Grinnell, 1998 (511 attempts)

Career

516—Jeff Clement, Grinnell, 1996-99 (1,532 attempts)

THREE-POINT FIELD GOALS MADE PER GAME

Season

8.5—Jeff Clement, Grinnell, 1998 (186 in 22)

Career

5.7—Jeff Clement, Grinnell, 1996-99 (516 in 91)

CONSECUTIVE THREE-POINT FIELD GOALS

Game

11—Joe Goldin, Randolph-Macon vs. Emory & Henry, Feb. 16, 1997

Season

16—John Richards, Sewanee (during five games, Feb. 10 to Feb. 25, 1990)

CONSECUTIVE GAMES MAKING A THREE-POINT FIELD GOAL

Season

31—Troy Greenlee, DePauw, Nov. 17, 1989, to March 17, 1990

Career

75—Chris Carideo, Widener, 1992-95

THREE-POINT FIELD-GOAL ATTEMPTS

Game

52—Jeff Clement, Grinnell vs. Illinois Col., Feb. 18, 1998 (19 made)

Season

511—Jeff Clement, Grinnell, 1998 (186 made)

Career

1,532—Jeff Clement, Grinnell, 1996-99 (516 made)

THREE-POINT FIELD-GOAL ATTEMPTS PER GAME

Season

23.2—Jeff Clement, Grinnell, 1998 (511 in 22)

Career

16.8—Jeff Clement, Grinnell, 1996-99 (1,532 in 91)

THREE-POINT FIELD-GOAL PERCENTAGE

Game

(Min. 11 made) 100%—Joe Goldin, Randolph-Macon vs. Emory & Henry, Feb. 16, 1997 (11 of 11)

Season

(Min. 40 made) 67.0%—Reggie James, N.J. Inst. of Tech., 1989 (59 of 88)

(Min. 90 made) 56.9%—Eric Harris, Bishop, 1987 (91 of 160)

Career

(Min. 200 made) 51.3%—Jeff Seifriz, Wis.-Whitewater, 1987-89 (217 of 432)

Free Throws

FREE THROWS

Game

30—Rob Rittgers, UC San Diego vs. Menlo, Jan. 16, 1988 (30 attempts)

Season

249—Dave Russell, Shepherd, 1975 (293 attempts)

Career

792—Matt Hancock, Colby, 1987-90 (928 attempts)

CONSECUTIVE FREE THROWS MADE

Game

30—Rob Rittgers, UC San Diego vs. Menlo, Jan. 16, 1988

Season

59—Mike Michelson, Coast Guard (during 13 games, Jan. 16 to Feb. 27, 1990)

Career

84—Dirk Rhinehart, Kalamazoo (16 games, Jan. 3, 2001 to Dec. 17, 2001)

FREE THROWS ATTEMPTED

Game

30—Rob Rittgers, UC San Diego vs. Menlo, Jan. 16, 1988 (30 made)

Season

326—Moses Jean-Pierre, Plymouth St., 1994 (243 made)

Career

928—Matt Hancock, Colby, 1987-90 (792 made)

FREE-THROW PERCENTAGE

Game

(Min. 30 made) 100%—Rob Rittgers, UC San Diego vs. Menlo, Jan. 16, 1988 (30 of 30)

*Season

96.3%—Korey Coon, Ill. Wesleyan, 2000 (157 of 163)

**based on qualifiers for annual championship*

Career

(Min. 250 made) 92.5%—Andy Enfield, Johns Hopkins, 1988-91 (431 of 466)

(Min. 500 made) 86.2%—Brad Clark, Wis.-Oshkosh, 1997-00 (535 of 621)

Rebounds

REBOUNDS

Game

36—Mark Veenstra, Calvin vs. Colorado St.-Pueblo., Feb. 3, 1976; Clinton Montford, Methodist vs. Warren Wilson, Jan. 21, 1989

Season

579—Joe Manley, Bowie St., 1976 (29 games)

Career

1,628—Michael Smith, Hamilton, 1989-92 (107 games)

AVERAGE PER GAME

Season

19.97—Joe Manley, Bowie St., 1976 (579 in 29)

Career

(Min. 900) 17.4—Larry Parker, Plattsburgh St., 1975-78 (1,482 in 85)

Assists

ASSISTS

Game

26—Robert James, Kean vs. N.J. Inst. of Tech., March 11, 1989

Season

391—Robert James, Kean, 1989 (29 games)

Career

917—Tennynson Whitted, Ramapo, 2000-03 (108 games)

AVERAGE PER GAME**Season**

13.5—Robert James, Kean, 1989 (391 in 29)

Career

(Min. 550) 8.6—Phil Dixon, Shenandoah, 1993-96 (889 in 103)

Blocked Shots**BLOCKED SHOTS****Game**

18—John Bunch, Lincoln (Pa.) vs. New Jersey City, Jan. 19, 2004; John Bunch, Lincoln (Pa.) vs. Valley Forge, Dec. 13, 2003

Season

198—Tory Black, N.J. Inst. of Tech., 1997 (26 games)

Career

576—Ira Nicholson, Mt. St. Vincent, 1994-97 (100 games)

AVERAGE PER GAME**Season**

7.6—Tory Black, N.J. Inst. of Tech., 1997 (198 in 26)

Career

6.1—Neil Edwards, York (N.Y.), 1998-00 (337 in 55)

Steals**STEALS****Game**

17—Matt Newton, Principia vs. Harris-Stowe, Jan. 4, 1994

Season

189—Moses Jean-Pierre, Plymouth St., 1994 (30 games)

Career

448—Tennynson Whitted, Ramapo, 2000-03 (108 games)

AVERAGE PER GAME**Season**

6.3—Moses Jean-Pierre, Plymouth St., 1994 (189 in 30)

Career

5.5—Moses Jean-Pierre, Plymouth St., 1993-94 (303 in 55 games)

Games**GAMES PLAYED****Season**

34—Nick Bennett, Kyle Gruszczynski, Jason Kaslow, Neal Krajnik, Eric Maus and Tamaris Releford, Wis.-Stevens Point, 2004; Thane Anderson, Matt Benedict, Tim Blair, Lanse Carter, Mike Johnson, Todd Oehrlein, Mike Prasher and Derrick Shelton, Wis.-Eau Claire, 1990

Career

122—Michael Crotty, Williams, 2001-04



Photo from Ramapo Sports Information

Ramapo's Tennyson Whitted finished his career in 2003 as the Division III leader in steals with 448 and assists with 917.

Team Records

Note: Where records involve both teams, each team must be an NCAA Division III member institution.

SINGLE-GAME RECORDS**Scoring****POINTS**

172—Redlands vs. La Sierra (107), Jan. 6, 2005

POINTS BY LOSING TEAM

153—Redlands vs. Cal Baptist, Dec. 10, 2004; Chapman vs. Redlands, December 4, 2003 (3ot)

POINTS, BOTH TEAMS

315—Simpson (167) vs. Grinnell (148), Nov. 19, 1994

POINTS IN A HALF

93—Redlands vs. La Sierra (107), Jan. 6, 2005 (first half)

POINTS SCORED WITH NO TIME ELAPSING OFF OF THE CLOCK

24—UC San Diego vs. Menlo, Jan. 16, 1988 (made 24 consecutive free throws due to 12 bench technical fouls)

FEWEST POINTS ALLOWED

6—Dickinson (15) vs. Muhlenberg, Feb. 3, 1982

FEWEST POINTS ALLOWED IN A HALF

0—Dickinson (2) vs. Muhlenberg (first), Feb. 3, 1982

FEWEST POINTS, BOTH TEAMS

21—Dickinson (15) vs. Muhlenberg (6), Feb. 3, 1982

FEWEST POINTS, HALF, BOTH TEAMS

2—Dickinson (2) vs. Muhlenberg (0) (first), Feb. 3, 1982

MARGIN OF VICTORY

112—Eureka (149) vs. Barat (37), Nov. 29, 1989

Field Goals**FIELD GOALS**

78—Bishop vs. Southwest Assembly of God, Jan. 31, 1983 (103 attempts)

FIELD-GOAL ATTEMPTS

137—Redlands vs. Robert Morris-Springfield, Jan. 5, 2005 (made 57)

FEWEST FIELD GOALS

3—Muhlenberg vs. Dickinson, Feb. 3, 1982 (11 attempts)

FEWEST FIELD-GOAL ATTEMPTS

11—Muhlenberg vs. Dickinson, Feb. 3, 1982 (3 made)

FIELD-GOAL PERCENTAGE

89.8%—St. Norbert vs. Grinnell, Jan. 28, 2000

FIELD-GOAL PERCENTAGE, HALF

95.7—Beloit vs. Grinnell, Jan. 27, 2001 (22 of 23)

Three-Point Field Goals**THREE-POINT FIELD GOALS**

37—Redlands vs. La Sierra, Dec. 13, 2003 (97 attempts)

THREE-POINT FIELD GOALS, BOTH TEAMS

47—Redlands (35) vs. Whittier (12), Feb. 21, 2004

CONSECUTIVE THREE-POINT FIELD GOALS MADE WITHOUT A MISS

11—Willamette vs. Western Baptist, Jan. 8, 1987

NUMBER OF DIFFERENT PLAYERS TO SCORE A THREE-POINT FIELD GOAL, ONE TEAM

14—Redlands vs. Caltech, Jan. 29, 2005

THREE-POINT FIELD-GOAL ATTEMPTS

106—Redlands vs. La Sierra, Jan. 6, 2005 (35 made)

THREE-POINT FIELD-GOAL ATTEMPTS, BOTH TEAMS

119—Redlands (82) vs. Chapman (37), Dec. 5, 2003

THREE-POINT FIELD-GOAL PERCENTAGE

(Min. 10 made) 100%—Willamette vs. Western

Baptist, Jan. 8, 1987 (11 of 11); Kean vs. Ramapo, Feb. 11, 1987 (10 of 10)
(Min. 15 made) 89.5%—Simpson vs. Dubuque, Feb. 22, 2003 (17 of 19)

THREE-POINT FIELD-GOAL PERCENTAGE, BOTH TEAMS

(Min. 10 made) 92.9%—Luther (8 of 8) vs. Wartburg (5 of 6), Feb. 14, 1987 (13 of 14)
(Min. 15 made) 75.0%—Anna Maria (4 of 6) vs. Nichols (11 of 14), Feb. 10, 1987 (15 of 20)
(Min. 20 made) 62.9%—Simpson (17 of 19) vs. Dubuque (5 of 16), Feb. 22, 2003 (22 of 35)

Free Throws**FREE THROWS MADE**

53—UC San Diego vs. Menlo, Jan. 16, 1988 (59 attempts)

FREE THROWS MADE, BOTH TEAMS

93—Grinnell (50) vs. Beloit (43), Jan. 10, 1998

FREE THROWS ATTEMPTED

71—Earlham vs. Oberlin, Dec. 5, 1992 (46 made)

FREE THROWS ATTEMPTED, BOTH TEAMS

105—Earlham (71) vs. Oberlin (34), Dec. 5, 1992

FEWEST FREE THROWS MADE

0—Many teams

FEWEST FREE-THROW ATTEMPTS

0—Many teams

FREE-THROW PERCENTAGE

(Min. 28 made) 10.0%—Albany (N.Y.) vs. Potsdam St., Feb. 19, 1994 (28 of 28)
(Min. 30 made) 97.2%—Ill. Wesleyan vs. North Park, Feb. 19, 2003 (35 of 36)
(Min. 45 made) 92.6%—Grinnell vs. Beloit, Jan. 10, 1998 (50 of 54)

FREE-THROW PERCENTAGE, BOTH TEAMS

(Min. 20 made) 100%—Bethel (Minn.) (15 of 15) vs. Carleton (5 of 5), Feb. 24, 2004
 (Min. 30 made) 94.9%—Muskingum (30 of 31) vs. Ohio Wesleyan (7 of 8), Jan. 10, 1981 (37 of 39)

Rebounds**REBOUNDS**

98—Alma vs. Marion, Dec. 28, 1973

REBOUNDS, BOTH TEAMS

124—Chapman (65) vs. Redlands (59), Dec. 5, 2003; Ill. Wesleyan (62) vs. North Central (Ill.) (62), Feb. 8, 1977; Rochester Inst. (72) vs. Thiel (52), Nov. 18, 1988

REBOUND MARGIN

56—MIT (74) vs. Emerson-MCA (18), Feb. 21, 1990

Assists**ASSISTS**

53—Simpson vs. Grinnell, Nov. 25, 1995

ASSISTS, BOTH TEAMS

79—Simpson (53) vs. Grinnell (26), Nov. 25, 1995

Personal Fouls**PERSONAL FOULS**

47—Concordia (Ill.) vs. Trinity Christian, Feb. 26, 1988

PERSONAL FOULS, BOTH TEAMS

80—Grinnell (46) vs. St. Norbert (34), Jan. 28, 2000

PLAYERS DISQUALIFIED

6—Thomas More vs. Franklin, Feb. 2, 2002; Union (N.Y.) vs. Rochester, Feb. 15, 1985; Haverford vs. Drew, Jan. 10, 1990; Manhattanville vs. Drew, Jan. 11, 1992; Roger Williams vs. Curry, Jan. 14, 1995

PLAYERS DISQUALIFIED, BOTH TEAMS

11—Union (N.Y.) (6) vs. Rochester (5), Feb. 15, 1985

Overtimes**OVERTIME PERIODS**

5—Babson (115) vs. Wheaton (Mass.) (107), Feb. 18, 1999; Capital (86) vs. Muskingum (89), Jan. 5, 1980; Carnegie Mellon (81) vs. Allegheny (76), Feb. 12, 1983; Rochester (99) vs. Union (N.Y.) (98), Feb. 15, 1985

POINTS IN ONE OVERTIME PERIOD

31—Marymount (Va.) vs. Catholic, Jan. 30, 1999

POINTS IN ONE OVERTIME PERIOD, BOTH TEAMS

51—Wash. & Lee (28) vs. Mary Washington (23), Jan. 9, 1995

POINTS IN OVERTIME PERIODS

50—Babson (50) vs. Wheaton (Mass.) (5 ot), Feb. 18, 1999

POINTS IN OVERTIME PERIODS, BOTH TEAMS

92—Babson (50) vs. Wheaton (Mass.) (42) (5 ot), Feb. 18, 1999

SEASON RECORDS**Scoring****POINTS**

3,310—Redlands, 2005 (25 games)

AVERAGE PER GAME

132.4—Redlands, 2005 (3,310 in 25)

AVERAGE SCORING MARGIN

31.1—Husson, 1976 (98.7 offense, 67.6 defense)

GAMES AT LEAST 100 POINTS

23—Redlands, 2005 (25-game season); Grinnell, 2002 (24-game season)

CONSECUTIVE GAMES AT LEAST 100 POINTS

19—Grinnell, from Nov. 23, 2002, to Feb. 8, 2003

CONSECUTIVE GAMES AT LEAST 100 POINTS (Multiple Seasons)

28—Grinnell, from Jan. 25, 2002, to Feb. 8, 2003

Field Goals**FIELD GOALS**

1,323—Shepherd, 1975 (2,644 attempts)

FIELD GOALS PER GAME

44.6—Redlands, 2005 (1,116 in 25)

FIELD-GOAL ATTEMPTS

2,757—Redlands, 2005 (1,116 made)

FIELD-GOAL ATTEMPTS PER GAME

11.3—Redlands, 2005 (2,757 in 25)

FIELD-GOAL PERCENTAGE

60.0—Stony Brook, 1978 (1,033 of 1,721)

Three-Point Field Goals**THREE-POINT FIELD GOALS**

595—Redlands, 2005 (1,813 attempts)

THREE-POINT FIELD GOALS PER GAME

23.8—Redlands, 2005 (595 in 25)

THREE-POINT FIELD-GOAL ATTEMPTS

1,813—Redlands, 2005 (595 made)

THREE-POINT FIELD-GOAL ATTEMPTS PER GAME

72.5—Redlands, 2005 (1,813 in 25)

THREE-POINT FIELD-GOAL PERCENTAGE

(Min. 100 made) 62.0%—N.J. Inst. of Tech., 1989 (124 of 200)
 (Min. 150 made) 49.1%—Eureka, 1994 (317 of 646)

CONSECUTIVE GAMES SCORING A THREE-POINT FIELD GOAL

474—Salisbury, Nov. 25, 1986-Present

Free Throws**FREE THROWS MADE**

698—Ohio Wesleyan, 1988 (888 attempts)

FREE THROWS MADE PER GAME

23.7—Grinnell, 1995 (498 in 21)

FREE-THROW ATTEMPTS

930—Queens (N.Y.), 1981 (636 made)

FREE-THROW ATTEMPTS PER GAME

33.2—Grinnell, 1995 (698 in 21)

FREE-THROW PERCENTAGE

81.8%—Wis.-Oshkosh, 1998 (516 of 631)

Rebounds**REBOUNDS**

1,616—Keene St., 1976 (29 games)

AVERAGE PER GAME

56.3—Mercy, 1977 (1,408 in 25)

AVERAGE REBOUND MARGIN

17.0—Hamilton, 1991 (49.6 offense, 32.5 defense)

Assists**ASSISTS**

861—Salisbury, 1991 (29 games)

AVERAGE PER GAME

31.2—Me.-Farmington, 1991 (748 in 24)

Fouls**FOULS**

801—McMurry, 2001 (28 games)

FOULS PER GAME

3.9—Grinnell, 1998 (679 in 22)

FEWEST FOULS

177—Caltech, 1997 (20 games)

FEWEST FOULS PER GAME

8.9—Caltech, 1997 (177 in 20)

Defense**FEWEST POINTS PER GAME ALLOWED**

47.5—Wis.-Platteville, 1997 (1,283 in 27)

LOWEST FIELD-GOAL PERCENTAGE ALLOWED (Since 1978)

36.0—Baruch, 2000 (608 of 1,689)

Overtimes**OVERTIME GAMES**

7—McMurry, 2003 (won 7, lost 0); Albany (N.Y.), 1981 (won 5, lost 2); TCNJ, 1982 (won 6, lost 1); St. John's (Minn.), 1983 (won 4, lost 3); New Jersey City, 1994 (won 4, lost 3)

CONSECUTIVE OVERTIME GAMES

3—McMurry, 2003 (won 3, lost 0); Albright, 1997 (won 3, lost 0); Buffalo St., 1997 (won 2, lost 1); Ferrum, 1997 (won 1, lost 2); Ithaca, 1987 (won 3, lost 0); Cortland St., 1989 (won 1, lost 2); Oberlin, 1989 (won 1, lost 2); Susquehanna, 1989 (won 3, lost 0)

OVERTIME WINS

7—McMurry, 2003 (7-0)

OVERTIME HOME WINS

5—McMurry, 2003 (5-0)

General Records**GAMES PLAYED IN A SEASON**

34—Wis.-Stevens Point, 2004 (29-5); Wis.-Eau Claire, 1990 (30-4); LeMoyne-Owen, 1980 (26-8)

VICTORIES IN A SEASON

32—Potsdam St., 1986 (32-0)

CONSECUTIVE VICTORIES

60—Potsdam St. (from first game of 1985-86 season to March 14, 1987)

CONSECUTIVE HOME-COURT VICTORIES

62—North Park (from Feb. 8, 1984, to Feb. 3, 1988)

CONSECUTIVE REGULAR SEASON VICTORIES

59—Potsdam St. (from Nov. 22, 1985, to Dec. 12, 1987)

DEFEATS IN A SEASON

26—Otterbein, 1988 (1-26); Maryville (Mo.), 1991 (0-26)

CONSECUTIVE DEFEATS IN A SEASON

26—Maryville (Mo.), 1991 (0-26)

CONSECUTIVE DEFEATS

117—Rutgers-Camden (from Jan. 22, 1992, to Jan. 3, 1997; ended with 77-72 win vs. Bloomfield on Jan. 7, 1997)

CONSECUTIVE WINNING SEASONS

37—Wittenberg, 1969-05 (current)

CONSECUTIVE NON-LOSING SEASONS

49—Wittenberg, 1957-05 (current)

UNBEATEN TEAMS (NUMBER OF VICTORIES IN PARENTHESES)

Potsdam St., 1986 (32); Wis.-Platteville, 1995 (31); Wis.-Platteville, 1998 (30)

All-Time Individual Leaders

Single-Game Records

SCORING HIGHS

Pts.	Player, Team vs. Opponent	Season
77	Jeff Clement, Grinnell vs. Illinois Col.	1998
69	Steve Diekmann, Grinnell vs. Simpson	1995
64	Tim Russell, Albertus Magnus vs. Mitchell	2005
63	Ryan Hodges, Cal Lutheran vs. Redlands	2005
63	Joe DeRoche, Thomas vs. St. Joseph's (Me.)	1988
62	Nick Pelotte, Plymouth St. vs. Western Conn. St.	2005
62	Shannon Lilly, Bishop vs. Southwest Assembly of God	1983
61	Josh Metzger, Wis.-Lutheran vs. Grinnell	2001
61	Steve Honderd, Calvin vs. Kalamazoo	1993
61	Dana Wilson, Husson vs. Ricker	1974
60	Ed Brands, Grinnell vs. Ripon	1996
60	Steve Diekmann, Grinnell vs. Coe	1994
59	Ed Brands, Grinnell vs. Chicago	1996
59	Steve Diekmann, Grinnell vs. Monmouth (Ill.)	1995
58	Andy Panko, Lebanon Valley vs. Juniata	1999
58	Jeff Clement, Grinnell vs. Clarke	1998
57	David Otte, Simpson vs. Grinnell	1995
56	Scott Wilson, Grinnell vs. Martin Luther	1998
56	Steve Diekmann, Grinnell vs. Illinois Col.	1994
56	Kyle Price, Illinois Col. vs. Grinnell	1994
56	Shay DeLaney, Coe vs. Grinnell	1994
56	Mark Veenstra, Calvin vs. Adrian	1976

FIELD-GOAL PERCENTAGE

(Based on qualifiers for annual championship)

Player, Team	Season	G	FG	FGA	Pct.
Travis Weiss, St. John's (Minn.)	†1994	26	160	209	*76.6
Pete Metzelaars, Wabash	†1982	28	271	360	75.3
Tony Rychlec, Mass. Maritime	†1981	25	233	311	74.9
Tony Rychlec, Mass. Maritime	1982	20	193	264	73.1
Russ Newnan, Menlo	1991	26	130	178	73.0
Ed Owens, Hampden-Sydney	†1979	24	140	192	72.9
Scott Baxter, Capital	†1991	26	164	226	72.6
Maurice Woods, Potsdam St.	1982	30	203	280	72.5
Earl Keith, Stony Brook	1979	24	164	227	72.2
Pete Metzelaars, Wabash	1981	25	204	283	72.1
Brandon King, Rowan	†2005	26	141	196	71.9
Jon Rosner, Yeshiva	1991	22	141	196	71.9
Pete Metzelaars, Wabash	1979	24	122	170	71.8
Anthony Farley, Miles	1982	26	168	235	71.5

†national champion; *record

THREE-POINT FIELD GOALS MADE

Player, Team	Season	G	3FG
Jeff Clement, Grinnell	1998	22	*186
Jeff Clement, Grinnell	1999	22	166
Ed Brands, Grinnell	1996	24	158
Billy Shivers, Redlands	2004	25	153
Chris Peterson, Eureka	1994	31	145
Dennis Stanton, Ursinus	2004	27	140
Steve Nordlund, Grinnell	2002	24	137
Steve Diekmann, Grinnell	1995	20	137
Chris Jans, Loras	1991	25	133
Eric Burdette, Wis.-Whitewater	1996	28	130
Ed Brands, Grinnell	1995	20	129
Kyle Seyboth, Elms	2005	29	125
Tommy Doyle, Salem St.	1996	28	124
Everett Foxx, Ferrum	1992	29	124
Kirk Anderson, Augustana (Ill.)	1993	30	123
Jeff deLaveaga, Cal Lutheran	1992	28	122
Dave Stantial, Keene St.	2002	27	120
David Bailey, Concordia (Ill.)	1994	24	120
Steve Nordlund, Grinnell	2003	25	119
Woody Piirto, Grinnell	1999	22	117
Steve Matthews, Emerson	1999	25	117
Steve Diekmann, Grinnell	1994	21	117

*record

Photo from Cal Lutheran Sports Information



Cal Lutheran's Ryan Hodges scored the fourth-highest single-game total in Division III history with 63 points against conference foe Redlands.

Season Records

SCORING AVERAGE

Player, Team	Season	G	FG	3FG	FT	Pts.	Avg.
Steve Diekmann, Grinnell	†1995	20	223	137	162	745	*37.3
Rickey Sutton, Lyndon St.	†1976	14	207	—	93	507	36.2
Shannon Lilly, Bishop	†1983	26	345	—	218	908	34.9
Dana Wilson, Husson	†1974	20	288	—	122	698	34.9
Rickey Sutton, Lyndon St.	†1977	16	223	—	112	558	34.9
Steve Diekmann, Grinnell	†1994	21	250	117	106	723	34.4
Ed Brands, Grinnell	†1996	24	260	158	136	814	33.9
Jeff Clement, Grinnell	†1998	22	238	*186	84	746	33.9
Dwain Govan, Bishop	†1975	29	392	—	179	963	33.2
Clarence Caldwell, Greensboro	1976	22	306	—	111	723	32.8
Jeff Clement, Grinnell	†1999	22	217	166	121	721	32.8
Tim Russell, Albertus Magnus	†2005	25	292	74	161	819	32.8
Greg Grant, TCNJ	†1989	32	387	76	194	*1,044	32.6
Dennis Stanton, Ursinus	†2004	27	261	140	217	879	32.6
Dave Russell, Shepherd	1975	32	*394	—	*249	1,037	32.4
Dwain Govan, Bishop	1974	26	358	—	126	842	32.4
Ron Stewart, Otterbein	1983	24	297	—	166	760	31.7

†national champion; *record

Albertus Magnus guard Tim Russell led the nation in scoring in 2005 with a 32.8 points-per-game average. His 64 points against Mitchell is the third-highest single-game total in Division III history.




Photo from Albertus Magnus Sports Information

THREE-POINT FIELD GOALS MADE PER GAME

Player, Team	Season	G	3FG	Avg.
Jeff Clement, Grinnell	†1998	22	*186	*8.5
Jeff Clement, Grinnell	†1999	22	166	7.5
Steve Diekmann, Grinnell	†1995	20	137	6.9
Ed Brands, Grinnell	†1996	24	158	6.6
Ed Brands, Grinnell	1995	29	129	6.5
Billy Shivers, Redlands	†2004	25	153	6.1
Steve Nordlund, Grinnell	†2002	24	137	5.7
Steve Diekmann, Grinnell	†1994	21	117	5.6

Player, Team	Season	G	3FG	Avg.
Chris Jans, Loras	†1991	25	133	5.3
Woody Piirto, Grinnell	1999	22	117	5.3
Dennis Stanton, Ursinus	2004	27	140	5.2
Jeff Clement, Grinnell	†1997	22	113	5.1
Mark Bedell, Fisk	1997	19	97	5.1
David Bailey, Concordia (Ill.)	1994	24	120	5.0
Jarett Kearse, Lincoln (Pa.)	†2005	22	105	4.8
Steve Nordlund, Grinnell	†2003	25	119	4.8
Steve Nordlund, Grinnell	2004	24	114	4.8
Steve Matthews, Emerson	1999	25	117	4.7
Chris Peterson, Eureka	1994	31	145	4.7
Eric Burdette, Wis.-Whitewater	1996	28	130	4.6
Chris Geruschat, Bethany (W.V.)	1991	24	111	4.6
Chris Carideo, Widener	1994	24	110	4.6

†national champion; *record

THREE-POINT FIELD-GOAL PERCENTAGE
(Based on qualifiers for annual championship)

Player, Team	Season	G	3FG	3FGA	Pct.
Reggie James, N.J. Inst. of Tech.	†1989	29	59	88	*67.0
Chris Miles, N.J. Inst. of Tech.	†1987	26	41	65	63.1
Chris Miles, N.J. Inst. of Tech.	1989	29	46	75	61.3
Matt Miota, Lawrence	†1990	22	33	54	61.1
Mike Bachman, Alma	†1991	26	46	76	60.5
Ray Magee, Richard Stockton	†1988	26	41	71	57.7
Keith Orchard, Whitman	1988	26	42	73	57.5
Brian O'Donnell, Rutgers-Camden	1988	24	65	114	57.0
Erick Hunt, Methodist	1989	27	45	79	57.0
Eric Harris, Bishop	1987	26	91	160	56.9
Rick Brown, Muskingum	1988	30	71	125	56.8
Jamie Eichel, Fredonia St.	1989	24	51	90	56.7

†national champion; *record

FREE-THROW PERCENTAGE
(Based on qualifiers for annual championship)

Player, Team	Season	G	FT	FTA	Pct.
Korey Coon, Ill. Wesleyan	†2000	25	157	163	*96.3
Nick Wilkins, Coe	†2003	26	66	69	95.7
Chanse Young, Manchester	†1998	25	65	68	95.6
Andy Enfield, Johns Hopkins	†1991	29	123	129	95.3
Chris Carideo, Widener	†1992	26	80	84	95.2
Yudi Teichman, Yeshiva	†1989	21	119	125	95.2
Brett Davis, Wis.-Oshkosh	1998	27	72	76	94.7
Joe Bueckers, Concordia-M'head	†2004	26	71	75	94.7
Mark Giovino, Babson	†1997	28	86	91	94.5
Aaron Faulkner, St. Norbert	2004	23	64	68	94.1
Mike Scheib, Susquehanna	†1977	22	80	85	94.1
Jason Prenevost, Middlebury	†1994	22	60	64	93.8
Derrick Rogers, Averett	†2001	27	72	77	93.5
Hans Hoeg, Wis.-River Falls	†2005	25	113	121	93.4
Jerry Prestier, Baldwin-Wallace	†1978	25	125	134	93.3
Charlie Nanick, Scranton	†1996	25	96	103	93.2
Jeff Bowers, Southern Me.	†1988	29	95	102	93.1
Eric Jacobs, Scranton	1986	29	81	87	93.1
Casey Taggatz, Wis.-La Crosse	2004	25	67	72	93.1
Jim Durrell, Colby-Sawyer	†1993	25	67	72	93.1

†national champion; *record



Photo by Wisconsin-River Falls Sports Information

Wisconsin-River Falls' Hans Hoeg led Division III in free-throw percentage with a 93.4 mark in 2005.

REBOUND AVERAGE

Player, Team	Season	G	Reb.	Avg.
Joe Manley, Bowie St.	†1976	29	*579	*19.97
Fred Petty, Southern N.H.	†1974	22	436	19.8
Larry Williams, Pratt	†1977	24	457	19.0
Charles Greer, Thomas	1977	17	318	18.7
Larry Parker, Plattsburgh St.	†1975	23	430	18.7
John Jordan, Southern Me.	†1978	29	536	18.5
Keith Woolfolk, Upper Iowa	1978	26	479	18.4
Michael Stubbs, Trinity (Conn.)	†1990	22	398	18.1
Mike Taylor, Pratt	1978	23	414	18.0
Walt Edwards, Husson	1976	26	467	18.0
Dave Kufeld, Yeshiva	†1979	20	355	17.8

†national champion; *record

ASSISTS

Player, Team	Season	G	Ass.
Robert James, Kean	†1989	29	*391
Tennyson Whitted, Ramapo	†2002	29	319
Ricky Spicer, Wis.-Whitewater	1989	31	295
Joe Marcotte, N.J. Inst. of Tech.	†1995	30	292
Andre Bolton, Chris. Newport	†1996	30	289
Ron Torgalski, Hamilton	1989	26	275
Albert Kirchner, Mt. St. Vincent	†1990	24	267
Steve Artis, Chris. Newport	1991	29	262
Phil Dixon, Shenandoah	1996	27	258
Tennyson Whitted, Ramapo	†2003	30	253
Phil Dixon, Shenandoah	†1994	26	253
Steve Artis, Chris. Newport	1990	28	251
Michael Crotty, Williams	†2004	32	249
David Genovese, Mt. St. Vincent	1994	27	248
Russell Springman, Salisbury	1990	27	246
John Ancrum, Elms	†2005	29	245
Michael Crotty, Williams	2003	32	245
Tom Genco, Manhattanville	1990	26	244
Andre Bolton, Chris. Newport	1995	28	243
Mark Cottom, Ferrum	1991	25	242

†national champion; *record

ASSIST AVERAGE

Player, Team	Season	G	Ass.	Avg.
Robert James, Kean	†1989	29	*391	*13.5
Albert Kirchner, Mt. St. Vincent	†1990	24	267	11.1
Tennyson Whitted, Ramapo	†2002	29	319	11.0
Ron Torgalski, Hamilton	1989	26	275	10.6
Louis Adams, Rust	1989	22	227	10.3
Eric Johnson, Coe	†1991	24	238	9.9
Joe Marcotte, N.J. Inst. of Tech.	†1995	30	292	9.7
Phil Dixon, Shenandoah	†1994	26	253	9.7
Mark Cottom, Ferrum	1991	25	242	9.7
Andre Bolton, Chris. Newport	†1996	30	289	9.6
Phil Dixon, Shenandoah	1996	27	258	9.6
Ricky Spicer, Wis.-Whitewater	1989	31	295	9.5
David Rubin, Hobart	†1998	25	237	9.5
Pat Heldman, Maryville (Tenn.)	1989	25	236	9.4
Deshone Bond, Stillman	†1997	25	235	9.4
Tom Genco, Manhattanville	1990	26	244	9.4
Justin Culhane, Suffolk	1992	24	225	9.4

†national champion; *record

BLOCKED SHOTS

Player, Team	Season	G	Blk.
Tory Black, N.J. Inst. of Tech.	†1997	26	*198
Neil Edwards, York (N.Y.)	†2000	26	193
Ira Nicholson, Mt. St. Vincent	†1995	28	188
John Bunch, Lincoln (Pa.)	†2004	25	173
Shacun Malave, City Tech	2004	28	167
Ira Nicholson, Mt. St. Vincent	†1996	27	163
Ira Nicholson, Mt. St. Vincent	1997	24	151
Antoine Hyman, Keuka	1997	26	148
Matt Cusano, Scranton	†1993	29	145
Neil Edwards, York (N.Y.)	†1999	26	144
Johnny Woods, Wesley	2000	24	132
Badou Gaye, Gwynedd-Mercy	2004	29	131
Antoine Hyman, Keuka	1996	25	131
Ifesinachi Anosike, Salem St.	†2005	29	129
Andrew South, N.J. Inst. of Tech.	†1994	27	128
Mike Mientus, Allentown	1995	27	118
Roy Woods, Fontbonne	1995	25	117
Eric Lidecis, Maritime (N.Y.)	1994	26	116
Steve Juskin, Frank. & Marsh	2004	30	114
Antonio Ramos, Clarke	2001	25	114

†national champion; *record

BLOCKED-SHOT AVERAGE

Player, Team	Season	G	Blk.	Avg.
Tory Black, N.J. Inst. of Tech.	†1997	26	*198	*7.62
Neil Edwards, York (N.Y.)	†2000	26	193	7.42
John Bunch, Lincoln (Pa.)	†2004	25	173	6.92
Ira Nicholson, Mt. St. Vincent	†1995	28	188	6.71
Ira Nicholson, Mt. St. Vincent	1997	24	151	6.29
Ira Nicholson, Mt. St. Vincent	†1996	27	163	6.04
Shacun Malave, City Tech	2004	28	167	5.96
Antoine Hyman, Keuka	1997	26	148	5.69
Neil Edwards, York (N.Y.)	†1999	26	144	5.54
Johnny Woods, Wesley	2000	24	132	5.50
Antoine Hyman, Keuka	1996	25	131	5.24
Joe Henderson, Hunter	1999	22	112	5.09
Matt Cusano, Scranton	†1993	29	145	5.00
Andrew South, N.J. Inst. of Tech.	†1994	27	128	4.74
Roy Woods, Fontbonne	1995	25	117	4.68
Johnny Woods, Wesley	†2001	22	101	4.59
Antonio Ramos, Clarke	2001	25	114	4.56
Badou Gaye, Gwynedd-Mercy	2004	29	131	4.52
Erik Lidicis, Maritime (N.Y.)	1994	26	116	4.46
Ifesinachi Anosike, Salem St.	†2005	29	129	4.45

†national champion; *record

STEALS

Player, Team	Season	G	Stl.
Moses Jean-Pierre, Plymouth St.	†1994	30	*189
Daniel Martinez, McMurry	†2000	29	178
Purvis Presha, Stillman	†1996	25	144
Tennyson Whitted, Ramapo	†2002	29	138
Matt Newton, Principia	1994	25	138
John Gallaghy, Salve Regina	†1997	24	137
Greg Dean, Concordia-M'head	1997	23	126
Scott Clarke, Utica	†1995	24	126
Deron Black, Allegheny	1996	27	123
David Brown, Westfield St.	1994	25	122
Ricky Hollis, Brockport St.	2000	27	121
John Gallaghy, Salve Regina	†1998	23	121
Barry Aranoff, Yeshiva	1995	22	121
Horace Jenkins, Wm. Paterson	2001	31	120
Brian Meehan, Salve Regina	1995	28	120
Tennyson Whitted, Ramapo	†2003	30	118
Scott Clarke, Utica	1996	26	118
Benny West, Howard Payne	†2004	25	116
Darrel Lewis, Lincoln (Pa.)	1997	26	115
Mario Thompson, Occidental	†1999	24	114
Moses Jean-Pierre, Plymouth St.	†1993	25	114

†national champion; *record

STEAL AVERAGE

Player, Team	Season	G	Stl.	Avg.
Moses Jean-Pierre, Plymouth St.	†1994	30	*189	*6.30
Daniel Martinez, McMurry	†2000	29	178	6.14
Purvis Presha, Stillman	†1996	25	144	5.76
John Gallaghy, Salve Regina	†1997	24	137	5.71
Matt Newton, Principia	1994	25	138	5.52
Barry Aranoff, Yeshiva	†1995	22	121	5.50
Greg Dean, Concordia-M'head	1997	23	126	5.48
John Gallaghy, Salve Regina	†1998	23	121	5.26
Scott Clarke, Utica	1995	24	126	5.25
Joel Heckendorf, Martin Luther	1996	17	84	4.94
David Brown, Westfield St.	1994	25	122	4.88
Ivo Moyano, Polytechnic (N.Y.)	1994	19	91	4.78
Tennyson Whitted, Ramapo	†2002	29	138	4.76
Mario Thompson, Occidental	†1999	24	114	4.75
Benny West, Howard Payne	†2004	25	116	4.64
Keith Darden, Concordia-Austin	†2001	24	111	4.63
Moses Jean-Pierre, Plymouth St.	†1993	25	114	4.56
Deron Black, Allegheny	1996	27	123	4.55
Scott Clarke, Utica	1996	26	118	4.54
Ricky Hollis, Brockport St.	2000	27	121	4.48

†national champion; *record

Career Records

POINTS

Player, Team	Seasons	Pts.
Andre Foreman, Salisbury	1988-89, 91-92	*2,940
Willie Chandler, Misericordia	2000-03	2,898
Lamont Strothers, Chris. Newport	1988-91	2,709

Player, Team

Player, Team	Seasons	Pts.
Matt Hancock, Colby	1987-90	2,678
Scott Fitch, Geneseo St.	1990-91, 93-94	2,634
Greg Grant, TCNJ	1987-89	2,611
Rick Hughes, Thomas More	1993-96	2,605
Wil Peterson, St. Andrews	1980-83	2,553
Ron Stewart, Otterbein	1980-83	2,549
Andy Panko, Lebanon Valley	1996-99	2,515
Scott Tedder, Ohio Wesleyan	1985-88	2,501
Moses Jean-Pierre, Plymouth St.	1991-94	2,483
Steve Honderd, Calvin	1990-93	2,469
Herman Alston, Kean	1988-91	2,457
Dick Hempy, Otterbein	1984-87	2,439
John Patraitis, Anna Maria	1995-98	2,434
Kevin Moran, Curry	1983-86	2,415
Alex Butler, Rhode Island Col.	1994-97	2,398
Steve Wood, Grinnell	2001-04	2,381
Rickey Sutton, Lyndon St.	1976-79	2,379
Frank Wachlarowicz, St. John's (Minn.)	1975-79	2,357
Henry Shannon, Maryville (Mo.)	1996-99	2,352
Cedric Oliver, Hamilton	1976-79	2,349
Dana Janssen, Neb. Wesleyan	1983-86	2,333
Kevin Brown, Emory & Henry	1984-87	2,322

*record

SCORING AVERAGE

(Minimum 1,400 points)

Player, Team	Seasons	G	FG	3FG	FT	Pts.	Avg.
Dwain Govan, Bishop	1974-75	55	750	—	305	1,805	*32.8
Dave Russell, Shepherd	1974-75	60	710	—	413	1,833	30.6
Rickey Sutton, Lyndon St.	1976-79	80	960	—	459	2,379	29.7
John Atkins, Knoxville	1976-78	70	845	—	322	2,012	28.7
Steve Peknik, Windham	1974-77	76	816	—	467	2,099	27.6
Clarence Caldwell, Greensboro	1975-77	70	802	—	299	1,903	27.2
Andre Foreman, Salisbury	1988-89, 91-92	109*	1,140	68	592	*2,940	27.0
Darrel Lewis, Lincoln (Pa.)	1996-99	86	796	265	409	2,267	26.4
Willie Chandler, Misericordia	2000-03	—	1,005	346	542	2,898	26.3
Matt Hancock, Colby	1987-90	102	844	198	*792	2,678	26.3
Terrence Dupree, Polytechnic (N.Y.)	1990-92	70	700	22	407	1,829	26.1
Steve Diekmann, Grinnell	1992-95	85	741	371	365	2,218	26.1
Rick Hughes, Thomas More	1993-96	101	1,039	13	514	2,605	25.8
Mark Veenstra, Calvin	1974-77	89	960	—	341	2,261	25.4
Ron Swartz, Hiram	1984-87	90	883	78	408	2,252	25.0
Clarence Caldwell, Greensboro	1974-77	93	971	—	363	2,309	24.8
James Rehnquist, Amherst	1975-77	61	614	—	284	1,512	24.8

*record

FIELD-GOAL PERCENTAGE

(Minimum 400 field goals made)

Player, Team	Seasons	G	FG	FGA	Pct.
Tony Rychlec, Mass. Maritime	1981-83	55	509	692	*73.6
Pete Metzelaars, Wabash	1979-82	103	784	1,083	72.4
Maurice Woods, Potsdam St.	1980-82	93	559	829	67.4
Earl Keith, Stony Brook	1975-76, 78-79	94	777	1,161	66.9
Dan Rush, Bridgewater (Va.)	1992-95	102	712	1,069	66.6
Ryan Hodges, Cal Lutheran	2001, 03-05	94	518	787	65.8
Wade Gugino, Hope	1989-92	97	664	1,010	65.7
David Otte, Simpson	1992-95	76	549	840	65.4
Rick Batt, UC San Diego	1989-92	106	558	855	65.2
Kevin Ryan, TCNJ	1987-90	102	619	955	64.8
Greg Kemp, Aurora	1991-94	102	680	1,051	64.7
Scott Baxter, Capital	1988-91	104	505	782	64.6
Pat Fitzsimmons, Amherst	2000-03	101	452	700	64.6
Paul Rich, Geneseo St.	1978-81	88	452	700	64.6
Nate Thomas, Neb. Wesleyan	1995-98	98	497	772	64.4
Tod Hart, Ithaca	1980-83	97	726	1,133	64.1
Tony Seay, Averett	1989-90	55	465	726	64.0
John Ellenwood, Wooster	1997-00	98	442	692	63.9
Jeff Gibbs, Otterbein	1999-02	109	758	1,188	63.8
Dick Hempy, Otterbein	1984-87	112	923	1,447	63.8
John Wassenbergh, St. Joseph's (Me.)	1993-96	108	815	1,281	63.6
Jason Nickerson, Va. Wesleyan	1996-99	79	614	967	63.5
Mike Johnson, Wis.-Eau Claire	1989-91	89	402	636	63.2

*record

THREE-POINT FIELD GOALS MADE

Player, Team	Seasons	G	3FG
Jeff Clement, Grinnell	1996-99	91	*516
Steve Nordlund, Grinnell	2001-04	97	449
Chris Carideo, Widener	1992-95	103	402
Steve Diekmann, Grinnell	1992-95	85	371
Brendan Twomey, Mt. St. Mary (N.Y.)/Oneonta St.	2000, 02-04	109	362

Player, Team	Seasons	G	3FG
Matt Garvey, Bates	1994-97	95	361
Ray Wilson, UC Santa Cruz	1989-92	100	354
Ed Brands, Grinnell	1993-96	78	347
Willie Chandler, Misericordia	2000-03	110	346
Robert Hennigan, Emerson	2001-04	105	342
Steve Matthews, Emerson/Wentworth Inst.	1998-00	81	334
Chris Hamilton, Blackburn	1988-91	101	334
Scott Fitch, Geneseo St.	1990-91, 93-94	109	332
Billy Collins, Nichols	1992-95	92	331
John Estelle, Wabash	1997-00	109	328
Mark Bedell, Fisk	1994-97	94	321
Jason Valant, Colorado Col.	1990-93	103	315
Everett Foxx, Ferrum	1989-92	104	315
Nevada Smith, Bethany (W.V.)	1999-02	105	313
Aaron Lee, Mass.-Dartmouth	1992-95	115	313
Steve Chase, St. Joseph's (Me.)	1990-93	119	311
Jim Durrell, Colby-Sawyer	1991-94	100	308
Chris Gerschhat, Bethany (W.V.)	1989-92	89	307
Kyle Seboth, Elms	2002-05	107	305
Tommy Doyle, Salem St.	1993-96	110	304
Ryan Knuppel, Elmhurst	1998-01	102	303

*record

THREE-POINT FIELD GOALS MADE PER GAME
(Minimum 200 three-point field goals made)

Player, Team	Seasons	G	3FG	Avg.
Jeff Clement, Grinnell	1996-99	91	*516	*5.67
Steve Nordlund, Grinnell	2001-04	97	449	4.63
Ed Brands, Grinnell	1993-96	78	347	4.45
Steve Diekmann, Grinnell	1992-95	85	371	4.36
Steve Matthews, Emerson/Wentworth Inst.	1998-00	81	334	4.12
Chris Carideo, Widener	1992-95	103	402	3.90
Matt Garvey, Bates	1994-97	95	361	3.80
Billy Collins, Nichols	1992-95	92	331	3.60
Ray Wilson, UC Santa Cruz	1989-92	100	354	3.54
Chris Gerschhat, Bethany (W.V.)	1989-92	89	307	3.45
Mark Bedell, Fisk	1994-97	94	321	3.41
Brendan Twomey, Mt. St. Mary (N.Y.)/Oneonta St.	2000, 02-04	109	362	3.32
Chris Hamilton, Blackburn	1988-91	101	334	3.31
Jeff Jones, Lycoming	1987-89	71	232	3.27
Robert Hennigan, Emerson	2001-04	105	342	3.26
Willie Chandler, Misericordia	2000-03	110	346	3.15
Darrel Lewis, Lincoln (Pa.)	1996-99	86	265	3.08
Jim Durrell, Colby-Sawyer	1991-94	100	308	3.08
Jason Valant, Colorado Col.	1990-93	103	315	3.06
Scott Fitch, Geneseo St.	1990-91, 93-94	109	332	3.05
Everett Foxx, Ferrum	1989-92	104	315	3.03
Billy Shivers, Redlands	2001-04	99	299	3.02
Josh Estelle, Wabash	1997-00	109	328	3.01
Nevada Smith, Bethany (W.V.)	1999-02	105	313	2.98
Ryan Knuppel, Elmhurst	1998-01	102	303	2.97

*record

THREE-POINT FIELD-GOAL PERCENTAGE
(Minimum 200 three-point field goals made)

Player, Team	Seasons	G	3FG	3FGA	Pct.
Jeff Seifriz, Wis.-Whitewater	1987-89	85	217	423	*51.3
Chris Peterson, Eureka	1991-94	78	215	421	51.1
Everett Foxx, Ferrum	1989-92	104	315	630	50.0
Brad Alberts, Ripon	1989-92	95	277	563	49.2
Jeff Jones, Lycoming	1987-89	71	232	472	49.2
Troy Greenlee, DePauw	1988-91	106	232	473	49.0
David Todd, Pomona-Pitzer	1987-90	84	212	439	48.3
Al Callejas, Scranton	1998-01	90	225	466	48.3

*record

FREE-THROW PERCENTAGE
(Minimum 250 free throws made)

Player, Team	Seasons	G	FT	FTA	Pct.
Andy Enfield, Johns Hopkins	1988-91	108	431	466	*92.5
Korey Coon, Ill. Wesleyan	1997-00	109	449	492	91.3
Ryan Knuppel, Elmhurst	1998-01	102	288	317	90.9
Doug Brown, Elizabethtown	1976-80	96	252	279	90.3
Al Callejas, Scranton	1998-01	90	333	372	89.5
Tim McGraw, Hartwick	1985-88	107	330	371	88.9
Eric Jacobs, Wilkes/Scranton	1984-87	106	303	343	88.3
John Luisi, Suffolk	1999-02	105	265	300	88.3
Charles Nenick, Scranton	1994-97	98	259	294	88.1
Todd Reinhardt, Wartburg	1988-91	105	283	322	87.9
Jeff Thomas, King's (Pa.)	1989-92	110	466	532	87.6
Brian Andrews, Alfred	1984-87	101	306	350	87.4
Matt Freeseemann, Wartburg	1994-96	73	297	340	87.4

Player, Team	Seasons	G	FT	FTA	Pct.
Dave Jannuzzi, Wilkes	1997-99, 2001	112	425	487	87.3
Nick Bennett, Wis.-Stevens Point	2002-05	117	322	369	87.3
Eric Elliott, Hope	1988-91	103	350	403	86.8
Chad Onofrio, Tufts	1993-96	100	329	379	86.8
Pat Pruitt, Albright	1989-92	87	261	301	86.7
Ryan Billet, Elizabethtown	1995-98	98	434	501	86.6
Mike Johnson, Wis.-Eau Claire	1989-91	89	421	486	86.6
Sean Fleming, Clark (Mass.)	2000-03	109	371	429	86.6
Ron Barczak, Kalamazoo	1988-91	98	360	416	86.5
Scott Smith, Salisbury	1981-85	106	290	336	86.3
Brad Howe, Capital	1997-00	100	239	277	86.3
Rick Alspach, North Park	1997-00	100	283	328	86.3

*record

REBOUND AVERAGE
(Minimum 900 rebounds)

Player, Team	Seasons	G	Reb.	Avg.
Larry Parker, Plattsburgh St.	1975-78	85	1,482	*17.4
Charles Greer, Thomas	1975-77	58	926	16.0
Willie Parr, LeMoyne-Owen	1974-76	76	1,182	15.6
Michael Smith, Hamilton	1989-92	107	*1,628	15.2
Dave Kufeld, Yeshiva	1977-80	81	1,222	15.1
Ed Owens, Hampden-Sydney	1977-80	77	1,160	15.1
Kevin Clark, Clark (Mass.)	1978-81	101	1,450	14.4
Mark Veenstra, Calvin	1974-77	89	1,260	14.2

*record

ASSISTS

Player, Team	Seasons	G	Ast.
Tennyson Whitted, Ramapo	2000-03	108	*917
Steve Artis, Chris. Newport	1990-93	112	909
Phil Dixon, Shenandoah	1993-96	103	889
Michael Crotty, Williams	2001-04	*122	819
David Genovese, Mt. St. Vincent	1992-95	107	800
Andre Bolton, Chris. Newport	1993-96	109	737
Tim Gaspar, Mass.-Dartmouth	2000-03	97	690
Matt Lucero, Austin	1998-01	99	677
Brian Nigro, Mt. St. Vincent	1997-00	99	674
Greg Dunne, Nazareth	1996-99	106	671
Moses Jean-Pierre, Plymouth St.	1991-94	109	669
Mike Rhoades, Lebanon Valley	1992-95	114	668
Lance Andrews, N.J. Inst. of Tech.	1990-93	113	664
Dennis Jacobi, Bowdoin	1989-92	93	662
Tim Lawrence, Maryville (Tenn.)	1989-92	106	660
Pat Skerry, Tufts	1989-92	95	650
Eric Prendeville, Salisbury	1996-99	107	641
Eric Johnson, Coe	1989-92	90	637
John Snyder, King's (Pa.)	1989-92	107	631
Jason Saurbaugh, York (Pa.)	1997-00	101	624
Sammy Briggs, Catholic	1994-97	103	621
Anthony Robinson, Wittenberg	1993-96	117	618
Jerry Dennis, Otterbein	1989-92	118	613

*record

ASSIST AVERAGE
(Minimum 550 assists)

Player, Team	Seasons	G	Ast.	Avg.
Phil Dixon, Shenandoah	1993-96	103	889	*8.6
Tennyson Whitted, Ramapo	2000-03	108	*917	8.5
Steve Artis, Chris. Newport	1990-93	112	909	8.1
David Genovese, Mt. St. Vincent	1992-95	107	800	7.5
Kevin Root, Eureka	1989-91	81	579	7.1
Dennis Jacobi, Bowdoin	1989-92	93	662	7.1
Tim Gaspar, Mass.-Dartmouth	2000-03	97	690	7.1
Eric Johnson, Coe	1989-92	90	637	7.1
Nathan Reeves, York (N.Y.)	1994-97	81	572	7.1
Pat Skerry, Tufts	1989-92	95	650	6.8
Matt Lucero, Austin	1998-01	99	677	6.8
Brian Nigro, Mt. St. Vincent	1997-00	99	674	6.8
Andre Bolton, Chris. Newport	1993-96	109	737	6.8
Michael Crotty, Williams	2001-04	*122	819	6.7
Tony Wyzard, Emerson-MCA	1992-95	90	604	6.7
Greg Dunne, Nazareth	1996-99	106	671	6.3
Tim Lawrence, Maryville (Tenn.)	1989-92	106	660	6.2
Jason Saurbaugh, York (Pa.)	1997-00	101	624	6.2
Kevin Clipperton, Upper Iowa	1994-97	99	610	6.2
Moses Jean-Pierre, Plymouth St.	1991-94	109	669	6.1
Paul Ferrell, Guilford	1991-94	99	607	6.1
Eric Prendeville, Salisbury	1996-99	107	641	6.0
Sammy Briggs, Catholic	1994-97	103	621	6.0

*record

BLOCKED SHOTS

Player, Team	Seasons	G	Blk.
Ira Nicholson, Mt. St. Vincent	1994-97	100	*576
Antoine Hyman, Keuka	1994-97	101	440
Andrew South, N.J. Inst. of Tech.	1993-95	80	344
Badou Gaye, Gwynedd-Mercy	2002-05	104	340
Neil Edwards, York (N.Y.)	1998-00	55	337
Steve Juskin, Frank. & Marsh.	2001-04	114	330
Sean Devins, Trinity (Tex.)	2002-05	107	329
Mike Mientus, DeSales	1994-97	87	324
Arthur Hatch, Methodist	2001-04	97	321
Johnny Woods, Wesley	1999-02	78	319
Antonio Ramos, Clarke	2001-03	77	318
Terry Gray, Chris. Newport	2000-03	104	300
Jarriott Rook, Washington-St. Louis	2000-03	107	285
Jason Alexander, Catholic	1995-98	107	283
Jeremy Putman, Dubuque	1993-96	99	274
Matt Hilleary, Catholic	2000-03	118	273
Shacun Malave, City Tech	2004-05	53	272
Terry Thomas, Chris. Newport	1993-96	113	271
Ken LaFlamme, Emerson-MCA	1994-97	91	269
David Apple, Averett	1998-00	76	268
John Bunch, Lincoln (Pa.)#	2003-04	48	265
Don Overbeek, Hope	2000-03	100	264
Tory Black, N.J. Inst. of Tech.	1995-96	53	261
Kris Silveria, Salem St.	1995-98	112	254
Ryan Gorman, Wooster	1996-99	112	253
Tyrone Bennett, Methodist	1994-97	101	253

*record, #active player

BLOCKED-SHOT AVERAGE

(Minimum 175 blocked shots)

Player, Team	Seasons	G	Blk.	Avg.
Neil Edwards, York (N.Y.)	1998-00	55	337	*6.13
Ira Nicholson, Mt. St. Vincent	1994-97	100	*576	5.76
John Bunch, Lincoln (Pa.)	2003-04	48	265	5.52
Shacun Malave, City Tech	2004-05	53	272	5.13
Tory Black, N.J. Inst. of Tech.	1995-96	53	261	4.92
Antoine Hyman, Keuka	1994-97	101	440	4.36
Andrew South, N.J. Inst. of Tech.	1993-95	80	344	4.30
Antonio Ramos, Clarke	2001-03	77	318	4.13
Johnny Woods, Wesley	1999-02	78	319	4.09
Ifesinachi Anosike, Salem St.	2004-05	56	221	3.95
Mike Mientus, DeSales	1994-97	87	324	3.72
Steve Butler, Chris. Newport	1997-98	55	196	3.56
David Apple, Averett	1998-00	76	268	3.53
Arthur Hatch, Methodist	2001-04	97	321	3.31
Badou Gaye, Gwynedd-Mercy	2002-05	104	340	3.27
Sean Devins, Trinity (Tex.)	2002-05	107	329	3.07
Ken LaFlamme, Emerson-MCA	1994-97	91	269	2.96
Steve Juskin, Frank. & Marsh.	2001-04	114	330	2.89
Terry Gray, Chris. Newport	2000-03	104	300	2.88
Jeremy Putman, Dubuque	1993-96	99	274	2.77
Mike Brown, Clark (Mass.)	1997-00	71	195	2.75
Jarriott Rook, Washington-St. Louis	2000-03	107	285	2.66
Jason Alexander, Catholic	1995-98	107	283	2.64
Don Overbeek, Hope	2000-03	100	264	2.64
Kyle McNamara, Curry	2000-03	93	243	2.61
Robert Clyburn, Kean	1993-95	77	201	2.61

*record

STEALS

Player, Team	Seasons	G	Stl.
Tennynson Whitted, Ramapo	2000-03	108	*448
John Gallagly, Salve Regina	1995-98	98	413
Daniel Martinez, McMurry	1998-00	76	380
Ivo Moyano, Polytechnic (N.Y.)	1994-97	87	368
Benny West, Howard Payne	2001-04	98	363
Eric Bell, New Paltz St.	1993-96	94	355
Keith Darden, Concordia-Austin	2001-02, 04-05	90	348
Scott Clarke, Utica	1993-96	96	346
Ricky Hollis, Brockport St.	1999-02	90	322
Adam Harper, Amherst	2001-04	111	321
Greg Dean, Concordia-M'head	1995-97	75	307
Tom Roeder, St. Joseph's (L.I.)	1999-02	98	303
Moses Jean-Pierre, Plymouth St.	1993-94	55	303
Joel Holstege, Hope	1995-98	118	301
Mario Thompson, Occidental	1999-01	71	300
Darrell Lewis, Lincoln (Pa.)	1996-99	86	298
Henry Shannon, Maryville (Mo.)	1996-99	106	292
B.J. Reilly, Montclair St.	1997-00	101	287
Damien Hunter, Alvernia	1995-98	110	287
Keith Poppo, Amherst	1993-96	98	283
Carl Cochran, Richard Stockton	1994-97	113	281
Kevin Weakly, Otterbein	1996-99	104	277
Terrence Stewart, Rowan	1993-96	113	277
Brendan Twomey, Mt. St. Mary (N.Y.)/Oneonta St.	2000, 02-04	109	274
Clarence Pierce, N.J. Inst. of Tech.	1993-96	102	273

*record

STEAL AVERAGE

(Minimum 175 steals)

Player, Team	Seasons	G	Stl.	Avg.
Moses Jean-Pierre, Plymouth St.	1993-94	55	303	*5.51
Daniel Martinez, McMurry	1998-00	76	380	5.00
Ivo Moyano, Polytechnic (N.Y.)	1994-97	87	368	4.23
Mario Thompson, Occidental	1999-01	71	300	4.23
John Gallagly, Salve Regina	1995-98	98	413	4.21
Tennynson Whitted, Ramapo	2000-03	108	*448	4.15
Greg Dean, Concordia-M'head	1995-97	75	307	4.09
Keith Darden, Concordia-Austin	2001-02, 04-05	90	348	3.87
Rodney Lusain, UC San Diego	1993-94	50	193	3.86
Eric Bell, New Paltz St.	1993-96	94	355	3.78
Benny West, Howard Payne	2001-04	98	363	3.70
David Brown, Westfield St.	1993-95	53	193	3.64
Scott Clarke, Utica	1993-96	96	346	3.60
Ricky Hollis, Brockport St.	1999-02	90	322	3.58
Gerald Garlic, Goucher	1993-95	70	244	3.49
Darrel Lewis, Lincoln (Pa.)	1996-99	86	298	3.47
Shuron Woodyard, Villa Julie	1995-97	73	238	3.26
Shawn McCarthy, Hunter	1993-95	81	261	3.22
Carl Small, Cornell College	1993-95	69	222	3.22
Horace Jenkins, Wm. Paterson	1998-01	82	263	3.21
Tom Roeder, St. Joseph's (L.I.)	1999-02	98	303	3.09
Deron Black, Allegheny	1993-96	78	240	3.08
Reuben Reyes, Salve Regina	1993-95	74	226	3.05
Ernie Peavy, Wis.-Platteville	1993-95	87	264	3.03

*record

Annual Individual Champions

Scoring Average

Season	Player, Team	G	FG	FT	Pts.	Avg.
1974	Dana Wilson, Husson	20	288	122	698	34.9
1975	Dwain Govan, Bishop	29	392	179	963	33.2
1976	Rickey Sutton, Lyndon St.	14	207	93	507	36.2
1977	Rickey Sutton, Lyndon St.	16	223	112	558	34.9
1978	John Atkins, Knoxville	25	340	103	783	31.3
1979	Scott Rogers, Kenyon	24	289	109	687	28.6
1980	Ray Buckland, Mass.-Boston	25	271	153	695	27.8
1981	Gerald Reece, William Penn	27	306	145	757	28.0
1982	Ashley Cooper, Ripon	22	256	89	601	27.3
1983	Shannon Lilly, Bishop	26	345	218	908	34.9
1984	Mark Van Valkenburg, Framingham St.	25	312	133	757	30.3
1985	Adam St. John, Maine Maritime	18	193	135	521	28.9
1986	John Saintignon, UC Santa Cruz	22	291	104	686	31.2
1987	Rod Swartz, Hiram	23	232	78	675	29.3
1988	Matt Hancock, Colby	27	275	56	853	31.6

Season	Player, Team	G	FG	3FG	FT	Pts.	Avg.
1989	Greg Grant, TCNJ	32	387	76	194	*1,044	32.6
1990	Grant Glover, Rust	23	235	1	164	635	27.6
1991	Andre Foreman, Salisbury	29	350	39	175	914	31.5
1992	Jeff delaveaga, Cal Lutheran	28	258	122	187	825	29.5
1993	Dave Shaw, Drew	23	210	74	169	663	28.8
1994	Steve Diekmann, Grinnell	21	250	117	106	723	34.4
1995	Steve Diekmann, Grinnell	20	223	137	162	745	*37.3
1996	Ed Brands, Grinnell	24	260	158	136	814	33.9
1997	Mark Bedell, Fisk	19	177	97	88	539	28.4
1998	Jeff Clement, Grinnell	22	238	*186	84	746	33.9
1999	Jeff Clement, Grinnell	22	217	166	121	721	32.8
2000	Willie Chandler, Misericordia	27	249	92	114	704	26.1
2001	Willie Chandler, Misericordia	26	271	96	125	763	29.3
2002	Patrick Glover, Johnson St.	24	237	28	147	649	27.0
2003	Patrick Glover, Johnson St.	26	269	37	188	763	29.3
2004	Dennis Stanton, Ursinus	27	261	140	217	879	32.6
2005	Tim Russell, Albertus Magnus	25	292	74	161	819	32.8

*record

Field-Goal Percentage

Season	Player, Team	G	FG	FGA	Pct.
1974	Fred Waldstein, Wartburg.....	28	163	248	65.7
1975	Dan Woodard, Elizabethtown.....	23	190	299	63.5
1976	Paul Merlis, Yeshiva.....	21	145	217	66.8
1977	Brent Cawelti, Trinity (Conn.).....	20	107	164	65.2
1978	Earl Keith, Stony Brook.....	29	228	322	70.8
1979	Ed Owens, Hampden-Sydney.....	24	140	192	72.9
1980	E.D. Schechterley, Lynchburg.....	25	184	259	71.0
1981	Tony Rychlec, Mass. Maritime.....	25	233	311	74.9
1982	Pete Metzelaars, Wabash.....	28	271	360	75.3
1983	Mike Johnson, Drew.....	23	138	205	67.3
1984	Mark Van Valkenburg, Framingham St.	25	312	467	66.8
1985	Reinout Brugman, Muhlenberg.....	26	176	266	66.2
1986	Oliver Kyler, Frostburg St.	28	183	266	68.8
1987	Tim Ervin, Albion.....	21	127	194	65.5
1988	Matt Strong, Hope.....	27	163	232	70.3
1989	Kevin Ryan, TCNJ.....	32	246	345	71.3
1990	Bill Triplett, N.J. Inst. of Tech.	28	169	237	71.3
1991	Scott Baxter, Capital.....	26	164	226	72.6
1992	Brett Grebing, Redlands.....	23	125	176	71.0
1993	Jim Leibel, St. Thomas (Minn.).....	28	141	202	69.8
1994	Travis Weiss, St. John's (Minn.).....	26	160	209	*76.6
1995	Justin Wilkins, Neb. Wesleyan.....	28	163	237	68.8
1996	Jason Light, Emory & Henry.....	25	207	294	70.4
1997	Jason Hayes, Marietta.....	25	184	271	67.9
1998	Lonnie Walker, Alvernia.....	27	165	237	69.6
1999	Jason Nickerson, Va. Wesleyan.....	26	242	363	66.7
2000	Jack Jirak, Hampden-Sydney.....	28	147	220	66.8
2001	John Thomas, Fontbonne.....	22	157	223	70.4
2002	Omar Warthen, Neumann.....	27	135	202	66.8
2003	Aaron Marshall, St. Lawrence.....	27	206	305	67.5
2004	Jon Konzelman, Baptist Bible (Pa.).....	26	144	212	67.9
2005	Brandon King, Rowan.....	26	141	196	71.9

*record

Three-Point Field Goals Made Per Game

Season	Player, Team	G	3FG	Avg.
1987	Scott Fearrin, MacMurray.....	25	96	3.8
1988	Jeff Jones, Lycoming.....	23	97	4.2
1989	Brad Block, Aurora.....	26	112	4.3
1990	Chris Hamilton, Blackburn.....	24	109	4.5
1991	Chris Jans, Loras.....	25	133	5.3
1992	Jeff deLaveaga, Cal Lutheran.....	28	122	4.4
1993	Mike Connelly, Catholic.....	27	111	4.1
1994	Steve Diekmann, Grinnell.....	21	117	5.6
1995	Steve Diekmann, Grinnell.....	20	137	6.8
1996	Ed Brands, Grinnell.....	24	158	6.6
1997	Jeff Clement, Grinnell.....	22	113	5.1
1998	Jeff Clement, Grinnell.....	22	*186	*8.5
1999	Jeff Clement, Grinnell.....	22	166	7.5
2000	Woody Piirto, Grinnell.....	20	87	4.3
2001	Nevada Smith, Bethany (W.V.).....	26	101	3.9
2002	Steve Nordlund, Grinnell.....	24	137	5.7
2003	Steve Nordlund, Grinnell.....	28	119	4.8
2004	Billy Shivers, Redlands.....	25	153	6.1
2005	Jarett Kears, Lincoln (Pa.).....	22	105	4.8

*record

Three-Point Field-Goal Percentage

Season	Player, Team	G	3FG	3FGA	Pct.
1987	Chris Miles, N.J. Inst. of Tech.	26	41	65	63.1
1988	Ray Magee, Richard Stockton.....	26	41	71	57.7
1989	Reggie James, N.J. Inst. of Tech.	29	59	88	*67.0
1990	Matt Miota, Lawrence.....	22	33	54	61.1
1991	Mike Bachman, Alma.....	26	46	76	60.5
1992	John Kmack, Plattsburgh St.	26	44	84	52.4
1993	Brad Apple, Greensboro.....	26	49	91	53.8
1994	Trever George, Coast Guard.....	23	38	72	52.8
1995	Tony Frieden, Manchester.....	32	58	107	54.2
1996	Joey Bigler, John Carroll.....	27	54	111	48.6
1997	Andy Strommen, Chicago.....	27	49	93	52.7
1998	Pat Maloney, Catholic.....	29	59	114	51.8
1999	Al Callejas, Scranton.....	26	66	122	54.1
2000	Brett Lively, Mary Washington.....	20	40	78	51.3
2001	Bryan Bertola, Lake Forest.....	23	58	110	52.7
2002	Doug Schneider, Pitt-Bradford.....	28	78	143	54.5
2003	Jeremy Currier, Endicott.....	28	74	144	51.4
2004	Landon Lewis, Chapman.....	24	84	159	52.8
2005	John McAllen, Rivier.....	26	68	135	50.4

*record



Rowan's Brandon King led Division III in field-goal percentage in 2005 when he shot 71.9 percent.

Photo by Rowan Sports Information

Free-Throw Percentage

Season	Player, Team	G	FT	FTA	Pct.
1974	Bruce Johnson, Plymouth St.	17	73	81	90.1
1975	Harold Howard, Austin.....	24	83	92	90.2
1976	Tim Mieure, Hamline.....	25	88	95	92.6
1977	Mike Scheib, Susquehanna.....	22	80	85	94.1
1978	Jerry Prestier, Baldwin-Wallace.....	25	125	134	93.3
1979	Joe Purcell, King's (Pa.).....	26	66	71	93.0
1980	David Whiteside, UNC Greensboro.....	28	120	132	90.9
1981	Jim Cooney, Elmhurst.....	26	65	72	90.3
1982	Shannon Lilly, Bishop.....	22	142	153	92.8
1983	Mike Sain, Eureka.....	26	66	72	91.7
1984	Chris Genian, Redlands.....	24	71	78	91.0
1985	Bob Possehl, Coe.....	22	59	65	90.8
1986	Eric Jacobs, Scranton.....	29	81	87	93.1
1987	Chris Miles, N.J. Inst. of Tech.	26	70	76	92.1
1988	Jeff Bowers, Southern Me.	29	95	102	93.1
1989	Yudi Teichman, Yeshiva.....	21	119	125	95.2
1990	Todd Reinhardt, Wartburg.....	26	91	98	92.9
1991	Andy Enfield, Johns Hopkins.....	29	123	129	95.3
1992	Chris Carideo, Widener.....	26	80	84	95.2
1993	Jim Durrell, Colby-Sawyer.....	25	67	72	93.1
1994	Jason Prenevost, Middlebury.....	22	60	64	93.8
1995	Matt Freeseemann, Wartburg.....	24	128	138	92.8
1996	Charlie Nanick, Scranton.....	25	96	103	93.2
1997	Mark Giovino, Babson.....	28	86	91	94.5
1998	Chance Young, Manchester.....	25	65	68	95.6
1999	Ryan Eklund, Wis.-La Crosse.....	26	80	87	92.0
2000	Karey Coon, Ill. Wesleyan.....	25	157	163	*96.3
2001	Derrick Rogers, Averett.....	27	72	77	93.5
2002	Jason Luisi, Suffolk.....	28	87	94	92.6
2003	Nick Wilkins, Coe.....	26	66	69	95.7
2004	Joe Bueckers, Concordia-M'head.....	26	71	75	94.7
2005	Hans Hoeg, Wis.-River Falls.....	25	113	121	93.4

*record

Rebound Average

Season	Player, Team	G	Reb.	Avg.
1974	Fred Petty, Southern N.H.	22	436	19.8
1975	Larry Parker, Plattsburgh St.	23	430	18.7
1976	Joe Manley, Bowie St.	29	*579*	19.97
1977	Larry Williams, Pratt.....	24	457	19.0
1978	John Jordan, Southern Me.	29	536	18.5
1979	Dave Kufeld, Yeshiva.....	20	355	17.8
1980	Dave Kufeld, Yeshiva.....	20	353	17.7
1981	Kevin Clark, Clark (Mass.).....	27	465	17.2
1982	Len Washington, Mass.-Boston.....	23	361	15.7
1983	Luis Frias, Anna Maria.....	23	320	13.9
1984	Joe Weber, Aurora.....	27	370	13.7
1985	Albert Wells, Rust.....	22	326	14.8
1986	Russell Thompson, Westfield St.	22	338	15.4
1987	Randy Gorniak, Penn St.-Behrend.....	25	410	16.4
1988	Mike Nelson, Hamilton.....	26	349	13.4

Season	Player, Team	G	Reb.	Avg.
1989	Clinton Montford, Methodist.....	27	459	17.0
1990	Michael Stubbs, Trinity (Conn.).....	22	398	18.1
1991	Mike Smith, Hamilton.....	27	435	16.1
1992	Jeff Black, Fitchburg St.	22	363	16.5
1993	Steve Lemmer, Hamilton.....	27	404	15.0
1994	Chris Sullivan, St. John Fisher.....	23	319	13.9
1995	Scott Suhr, Milwaukee Engr.	25	349	14.0
1996	Craig Jones, Rochester Inst.	26	363	14.0
1997	Lonnie Walker, Alvernia.....	32	430	13.4
1998	Adam Doll, Simpson.....	25	366	14.6
1999	Anthony Peebles, Montclair St.	24	345	14.4
2000	Jeff Gibbs, Otterbein.....	23	307	13.3
2001	Jeff Gibbs, Otterbein.....	25	390	15.6
2002	Jeff Gibbs, Otterbein.....	32	523	16.3
2003	Jed Johnson, Maine Maritime.....	25	414	16.6
2004	Matt Clement, Maine Maritime.....	19	303	15.9
2005	Jeremy Coleman, Phila. Bible.....	28	391	14.0

*record

Assist Average

Season	Player, Team	G	Ass.	Avg.
1989	Robert James, Kean.....	27	*391	*13.5
1990	Albert Kirchner, Mt. St. Vincent.....	24	267	11.1
1991	Eric Johnson, Coe.....	24	238	9.9
1992	Edgar Loera, La Verne.....	23	202	8.8
1993	David Genovese, Mt. St. Vincent.....	27	237	8.8
1994	Phil Dixon, Shenandoah.....	26	253	9.7
1995	Joe Marcotte, N.J. Inst. of Tech.....	30	292	9.7
1996	Andre Bolton, Chris. Newport.....	30	289	9.6
1997	Deshone Bond, Stillman.....	25	235	9.4
1998	David Rubin, Dabart.....	25	237	9.5
1999	Tim Kelly, Pacific Lutheran.....	25	214	8.6
2000	Daniel Martinez, McMurry.....	29	229	7.9
2001	Jimmy Driggs, Hamilton.....	25	213	8.5
2002	Tennyson Whitted, Ramapo.....	29	319	11.0
2003	Tennyson Whitted, Ramapo.....	30	253	8.4
2004	Michael Crotty, Williams.....	32	249	7.8
2005	John Ancrum, Elms.....	29	245	8.4

*record

Blocked-Shot Average

Season	Player, Team	G	Stl.	Avg.
1993	Matt Cusano, Scranton.....	29	145	5.0
1994	Andrew South, N.J. Inst. of Tech.	27	128	4.7
1995	Ira Nicholson, Mt. St. Vincent.....	28	188	6.7
1996	Ira Nicholson, Mt. St. Vincent.....	27	163	6.0
1997	Tory Black, N.J. Inst. of Tech.	26	*198	*7.6
1998	Tony Seehase, Upper Iowa.....	23	89	3.9
1999	Neil Edwards, York (N.Y.).....	26	144	5.5
2000	Neil Edwards, York (N.Y.).....	26	193	7.4
2001	Johnny Woods, Wesley.....	22	101	4.6
2002	Kyle McNamar, Curry.....	25	107	4.3
2003	John Bunch, Lincoln (Pa.).....	23	92	4.0
2004	John Bunch, Lincoln (Pa.).....	25	173	6.9
2005	Ilesinachi Anosike, Salem St.	29	129	4.4

*record

Steal Average

Season	Player, Team	G	Stl.	Avg.
1993	Moses Jean-Pierre, Plymouth St.	25	114	4.6
1994	Moses Jean-Pierre, Plymouth St.	30	*189	*6.3
1995	Barry Aranoff, Yeshiva.....	22	121	5.5
1996	Purvis Presha, Stillman.....	25	144	5.8
1997	John Gallogly, Salve Regina.....	24	137	5.7
1998	John Gallogly, Salve Regina.....	23	121	5.3
1999	Mario Thompson, Occidental.....	24	114	4.8
2000	Daniel Martinez, McMurry.....	29	178	6.1
2001	Keith Darden, Concordia-Austin.....	24	111	4.6
2002	Tennyson Whitted, Ramapo.....	29	138	4.8
2003	Benny West, Howard Payne.....	24	99	4.1
2004	Benny West, Howard Payne.....	25	116	4.6
2005	Keith Darden, Concordia-Austin.....	25	96	3.8

*record

Annual Team Champions

Won-Lost Percentage

Season	Team	Won	Lost	Pct.
1974	Calvin.....	21	2	.913
1975	Calvin.....	22	1	.957
1976	Husson.....	25	1	.961
1977	Mass.-Boston.....	25	3	.893
1978	North Park.....	29	2	.935
1979	Stony Brook.....	24	3	.889
1980	Franklin Pierce.....	29	2	.935
1981	Potsdam St.	30	2	.938
1982	St. Andrews.....	27	3	.900
1983	Roanoke.....	31	2	.939
1984	Roanoke.....	27	2	.931
1985	Colby.....	22	3	.880
1986	Potsdam St.	32	0	1.000
1987	Potsdam St.	28	1	.966
1988	Scranton.....	29	3	.906
1989	TCNJ.....	30	2	.938
1990	Colby.....	26	1	.963
1991	Hamilton.....	26	1	.963
1992	Calvin.....	31	1	.969
1993	Rowan.....	29	2	.935
1994	Wittenberg.....	30	2	.938
1995	Wis.-Platteville.....	31	0	1.000
1996	Wilkes.....	28	2	.933
1997	Ill. Wesleyan.....	29	2	.935
1998	Wis.-Platteville.....	30	0	1.000
1999	Connecticut Col.	28	1	.966
2000	Calvin.....	30	2	.938
2001	Mass.-Dartmouth.....	25	3	.893
2002	Carthage.....	28	2	.933
2003	Williams.....	31	1	.969
2004	Williams.....	30	2	.938
2005	St. John Fisher.....	28	1	.966

Scoring Offense

Season	Team	G	W-L	Pts.	Avg.
1974	Bishop.....	26	14-12	2,527	97.2
1975	Bishop.....	29	25-4	2,932	101.1
1976	Husson.....	26	25-1	2,567	98.7
1977	Mercy.....	25	16-9	2,587	103.5
1978	Mercy.....	26	16-10	2,602	10.1
1979	Ashland.....	25	14-11	2,375	95.0
1980	Franklin Pierce.....	31	29-2	3,073	99.1
1981	Husson.....	23	20-3	2,173	94.5
1982	Husson.....	26	19-7	2,279	87.7
1983	Bishop.....	26	18-8	2,529	97.3
1984	St. Joseph's (Me.).....	29	24-5	2,666	91.9
1985	St. Joseph's (Me.).....	30	22-8	2,752	91.7
1986	St. Joseph's (Me.).....	30	26-4	2,837	94.6
1987	Bishop.....	26	13-13	2,534	97.5
1988	St. Joseph's (Me.).....	29	20-9	2,785	96.0
1989	Redlands.....	25	15-10	2,507	10.3
1990	Salisbury.....	27	14-13	2,822	104.5
1991	Redlands.....	26	15-11	2,726	104.8
1992	Redlands.....	25	18-7	2,510	10.4
1993	Salisbury.....	26	18-8	2,551	98.1
1994	Grinnell.....	21	13-8	2,297	109.4
1995	Grinnell.....	21	14-7	2,422	115.3
1996	Grinnell.....	25	17-8	2,587	103.5
1997	Grinnell.....	22	10-12	2,254	102.5
1998	Grinnell.....	22	10-12	2,434	11.6
1999	Grinnell.....	22	11-11	2,509	114.0
2000	Grinnell.....	21	6-15	2,175	103.6
2001	Grinnell.....	24	16-8	2,837	118.2
2002	Grinnell.....	24	12-12	2,997	124.9
2003	Grinnell.....	25	19-6	3,119	124.8
2004	Grinnell.....	24	18-6	3,029	126.2
2005	Redlands.....	25	14-11	*3,310	*132.4

*record

Scoring Defense

Season	Team	G	W-L	Pts.	Avg.
1974	Fredonia St.	22	13-9	1,049	47.7
1975	Chicago	15	9-6	790	52.7
1976	Fredonia St.	23	10-13	1,223	53.2
1977	Hamline	30	22-8	1,560	52.0
1978	Widener	31	26-5	1,693	54.6
1979	Coast Guard	24	21-3	1,160	48.3
1980	John Jay	27	10-17	1,411	52.3
1981	Wis.-Stevens Point	26	19-7	1,394	53.6
1982	Wis.-Stevens Point	28	22-6	1,491	53.3
1983	Ohio Northern	26	18-8	1,379	53.0
1984	Wis.-Stevens Point	32	28-4	1,559	48.7
1985	Wis.-Stevens Point	30	25-3	1,438	47.9
1986	Widener	27	15-12	1,356	50.2
1987	Muskingum	27	16-11	1,454	53.9
1988	Ohio Northern	30	21-9	1,734	57.8
1989	Wooster	28	21-7	1,600	57.1
1990	Randolph-Macon	29	24-5	1,646	56.8
1991	Ohio Northern	27	14-13	1,508	55.9
1992	Wittenberg	29	23-6	1,651	56.9
1993	St. Thomas (Minn.)	28	19-9	1,599	57.1
1994	Yeshiva	22	12-10	1,308	59.5
1995	Johnson St.	26	15-11	1,559	60.0
1996	Upper Iowa	26	21-5	1,500	57.7
1997	Wis.-Platteville	27	24-3	1,283	*47.5
1998	Wis.-Platteville	30	30-0	1,552	51.7
1999	Rowan	27	25-2	1,549	57.4
2000	Baruch	28	19-9	1,639	58.5
2001	Cortland St.	28	21-7	1,678	59.9
2002	Babson	30	25-5	1,693	56.4
2003	Randolph-Macon	30	28-2	1,599	53.3
2004	Penn St.-Behrend	26	22-4	1,366	52.5
2005	Wittenberg	29	25-4	1,613	55.6

*record

Scoring Margin

Season	Team	Off.	Def.	Mar.
1974	Fisk	83.3	65.7	17.6
1975	Monmouth (Ill.)	83.9	66.0	17.9
1976	Husson	98.7	67.6	*31.1
1977	Husson	101.2	78.6	22.6
1978	Stony Brook	86.6	68.7	17.9
1979	North Park	84.4	67.3	17.1
1980	Franklin Pierce	99.1	76.5	22.6
1981	Husson	94.5	70.1	24.4
1982	Hope	83.9	70.0	13.8
1983	Trinity (Conn.)	79.8	61.4	18.4
1984	Wis.-Stevens Point	68.4	48.7	19.7
1985	Hope	85.4	66.0	19.4
1986	Potsdam St.	81.5	57.3	24.2
1987	N.J. Inst. of Tech.	90.8	63.9	26.9
1988	Cal St. San B'dino	89.4	69.4	20.0
1989	TCNJ	92.3	68.5	23.8
1990	Colby	94.7	71.9	22.8
1991	Hamilton	89.8	66.2	23.6
1992	N.J. Inst. of Tech.	95.0	73.4	21.6
1993	N.J. Inst. of Tech.	90.4	65.7	24.7
1994	Rowan	89.6	64.4	25.3
1995	Colby-Sawyer	94.4	71.7	22.6
1996	Cabrini	89.4	67.6	21.8
1997	Williams	83.6	62.5	21.0
1998	Wis.-Platteville	73.9	51.7	22.2
1999	Hampden-Sydney	84.2	62.3	21.9
2000	Hampden-Sydney	88.2	66.4	21.8
2001	Chapman	81.2	63.4	17.9
2002	Brockport St.	84.5	64.9	19.6
2003	Williams	83.1	62.4	20.7
2004	Amherst	87.1	66.3	20.8
2005	Wittenberg	74.2	55.6	18.6

*record

Field-Goal Percentage

Season	Team	FG	FGA	Pct.
1974	Muskingum	560	1,056	53.0
1975	Savannah St.	1,072	1,978	54.2
1976	Stony Brook	778	1,401	55.5
1977	Stony Brook	842	1,455	57.9
1978	Stony Brook	1,033	1,721	*60.0

Season	Team	FG	FGA	Pct.
1979	Stony Brook	980	1,651	59.4
1980	Framingham St.	924	1,613	57.3
1981	Averett	845	1,447	58.4
1982	Lebanon Valley	608	1,098	55.4
1983	Bishop	1,037	1,775	58.4
1984	Framingham St.	849	1,446	58.7
1985	Me.-Farmington	751	1,347	55.8
1986	Frostburg St.	971	1,747	55.6
1987	N.J. Inst. of Tech.	969	1,799	53.9
1988	Rust	878	1,493	58.8
1989	Bridgewater (Va.)	650	1,181	55.0
1990	Wartburg	792	1,474	53.7
1991	Otterbein	1,104	2,050	53.9
1992	Bridgewater (Va.)	706	1,315	53.7
1993	St. John's (Minn.)	744	1,415	52.6
1994	Oglethorpe	774	1,491	51.9
1995	Simpson	892	1,627	54.8
1996	Simpson	946	1,749	54.1
1997	Neb. Wesleyan	968	1,834	52.8
1998	Ill. Wesleyan	843	1,546	54.5
1999	Lebanon Valley	751	1,445	52.0
2000	Franklin	814	1,577	51.6
2001	St. John's (Minn.)	772	1,471	52.5
2002	Wis.-Oshkosh	784	1,500	52.3
2003	Wis.-Oshkosh	849	1,600	53.1
2004	Chapman	648	1,266	51.2
2005	Cal Lutheran	659	1,251	52.7

*record

Field-Goal Percentage Defense

Season	Team	FG	FGA	Pct.
1978	Grove City	589	1,477	39.9
1979	Coast Guard	464	1,172	39.6
1980	Calvin	552	1,364	40.5
1981	Wittenberg	670	1,651	40.6
1982	Tufts	622	1,505	41.3
1983	Trinity (Conn.)	580	1,408	41.2
1984	Widener	617	1,557	39.6
1985	Colby	679	1,712	39.7
1986	Widener	531	1,344	39.5
1987	Widener	608	1,636	37.2
1988	Rust	603	1,499	40.2
1989	Wooster	595	1,563	38.1
1990	Rochester	760	1,990	38.2
1991	Hamilton	679	1,771	38.3
1992	Scranton	589	1,547	38.1
1993	Scranton	659	1,806	36.5
1994	Lebanon Valley	708	1,925	36.8
1995	New Jersey City	702	1,897	37.0
1996	Bowdoin	569	1,482	38.4
1997	N.J. Inst. of Tech.	572	1,565	36.5
1998	Rhodes	552	1,488	37.1
1999	Grove City	533	1,469	36.3
2000	Baruch	608	1,689	*36.0
2001	Endicott	575	1,569	36.6
2002	Rowan	503	1,377	36.5
2003	Trinity (Tex.)	589	1,587	37.1
2004	Kean	517	1,398	37.0
2005	Lebanon Valley	576	1,595	36.1

*record

Three-Point Field Goals Made Per Game

Season	Team	G	3FG	Avg.
1987	Grinnell	22	166	7.5
1988	Southern Me.	29	233	8.0
1989	Redlands	25	261	10.4
1990	Augsburg	25	266	10.6
1991	Redlands	26	307	11.8
1992	Catholic	26	335	12.9
1993	Anna Maria	27	302	11.2
1994	Grinnell	21	297	14.1
1995	Grinnell	21	368	17.5
1996	Grinnell	25	415	16.6
1997	Grinnell	22	367	16.7
1998	Grinnell	22	406	18.5
1999	Grinnell	22	436	19.8
2000	Grinnell	21	353	16.8
2001	Grinnell	24	443	18.5
2002	Grinnell	24	490	20.4
2003	Grinnell	25	522	20.9
2004	Redlands	25	585	23.4
2005	Redlands	25	*595	*23.8

*record

Three-Point Field-Goal Percentage

Season	Team	G	3FG	3FGA	Pct.
1987	Mass.-Dartmouth	28	102	198	51.5
1988	Richard Stockton	26	122	211	57.8
1989	N.J. Inst. of Tech.	29	124	200	*62.0
1990	Western New Eng.	26	85	167	50.9
1991	Ripon	26	154	331	46.5
1992	Dickinson	27	126	267	47.2
1993	DePauw	26	191	419	45.6
1994	Eureka	31	317	646	49.1
1995	Manchester	32	222	487	45.6
1996	John Carroll	27	169	388	43.6
1997	Williams	30	235	507	46.4
1998	Franklin	29	168	390	43.1
1999	Union (N.Y.)	25	233	512	45.5
2000	Franklin	28	195	467	41.8
2001	Albion	25	192	417	46.0
2002	Gordon	27	262	590	44.4
2003	Wis.-Oshkosh	32	229	532	43.0
2004	Ill. Wesleyan	28	201	458	43.9
2005	Concordia-M'head	25	140	322	43.5

*record

Free-Throw Percentage

Season	Team	FT	FTA	Pct.
1974	Lake Superior St.	369	461	80.0
1975	Muskingum	298	379	78.6
1976	Case Reserve	266	343	77.6
1977	Hamilton	491	640	76.7
1978	Case Reserve	278	351	79.2
1979	Marietta	364	460	79.1
1980	Denison	377	478	78.9
1981	Ripon	378	494	76.5
1982	Otterbein	458	589	77.8
1983	DePauw	368	475	77.5
1984	Redlands	426	534	79.8
1985	Wis.-Stevens Point	363	455	79.8
1986	Heidelberg	375	489	76.7
1987	Denison	442	560	78.9
1988	Capital	377	473	79.7
1989	Colby	464	585	79.3
1990	Colby	485	605	80.2
1991	Wartburg	565	711	79.5
1992	Thiel	393	491	80.0
1993	Colby	391	506	77.3

Season	Team	FT	FTA	Pct.
1994	Wheaton (Ill.)	455	572	79.5
1995	Baldwin-Wallace	454	582	78.0
1996	Anderson	454	592	76.7
1997	Ill. Wesleyan	616	790	78.0
1998	Wis.-Oshkosh	516	631	*81.8
1999	Carleton	423	540	78.3
2000	Ill. Wesleyan	426	543	78.5
2001	Franklin	570	713	79.9
2002	Moravian	407	512	79.5
2003	Wooster	543	685	79.3
2004	St. Norbert	307	377	81.4
2005	Louisiana Col.	358	455	78.7

*record

Rebound Margin

Season	Team	Off.	Def.	Mar.
1976	Bowie St.	54.0	37.5	16.5
1977	Husson	51.6	35.0	16.7
1978	Gallaudet	46.3	33.0	13.3
1979	St. Lawrence	43.2	28.7	14.5
1980	Elmira	41.4	28.7	12.7
1981	Clark (Mass.)	40.0	25.0	15.0
1982	Maryville (Mo.)	41.0	26.7	14.4
1983	Framingham St.	38.0	22.2	15.8
1984	New England Col.	43.3	29.3	14.0
1985	Bethel (Minn.)	45.0	32.2	12.8
1986	St. Joseph's (Me.)	43.7	29.5	14.2
1987	Elmira	40.6	29.3	11.3
1988	Cal St. San B'dino	46.6	29.7	16.9
1989	Yeshiva	49.8	34.6	15.2
1990	Bethel (Minn.)	42.2	30.3	12.0
1991	Hamilton	49.6	32.5	*17.0
1992	Bethel (Minn.)	42.3	31.0	11.3
1993	Eureka	33.9	22.2	11.7
1994	Maritime (N.Y.)	46.3	32.3	14.1
1995	Wittenberg	43.1	29.2	13.9
1996	Cabrini	47.9	34.7	13.1
1997	Rochester Inst.	42.8	31.9	10.8
1998	Chris. Newport	47.5	33.7	13.9
1999	Rensselaer	41.5	29.8	11.7
2000	Albright	41.3	29.6	11.7
2001	Wittenberg	44.7	30.7	14.0
2002	Wittenberg	42.5	30.1	12.4
2003	Williams	43.7	31.1	12.6
2004	Wooster	40.6	27.8	12.8
2005	Norwich	45.1	32.6	12.5

*record

2005 Most-Improved Teams

School (Coach)	2005	2004	*Games Improved
1. Scranton (Carl Danzig)	20-7	5-20	14
1. York (Pa.) (Jeff Gamber)	28-4	11-15	14
3. Averett (Jimmy Allen)	13-14	0-25	12
4. George Fox (Mark Sundquist)	18-7	7-18	11
4. Hardin-Simmons (Dylan Howard)	19-8	7-18	11
4. Lincoln (Pa.) (Garfield Yuille)	20-7	8-17	11
7. Alfred (Jay Murphy)	13-12	3-22	10
8. Coast Guard (Peter Barry)	13-11	3-20	9 1/2
8. Springfield (Charlie Brock)	22-7	12-16	9 1/2
10. Blackburn (David Kaneshiro)	18-10	7-17	9
10. Wilmington (Ohio) (Marc Kuntz)	10-16	1-25	9
12. Colby (Dick Whitmore)	14-8	6-17	8 1/2
12. Principia (Garry Sprague)	11-13	3-22	8 1/2

School (Coach)	2005	2004	*Games Improved
12. Salve Regina (Sean Foster)	16-9	8-18	8 1/2
15. Clarke (Jon Davison)	20-7	12-15	8
15. Menlo (Keith Larsen)	13-14	4-21	8
17. Alma (Ed Kohtala)	10-15	3-23	7 1/2
17. Denison (Bob Ghiloni)	13-12	6-20	7 1/2
17. Emmanuel (Mass.) (Jamahl Jackson)	17-10	9-17	7 1/2
17. New England Col. (Charles Mason)	12-14	4-21	7 1/2
17. Potsdam St. (Sherry Dobbs)	27-4	19-11	7 1/2
17. Rhode Island Col. (Jack Perri)	20-9	11-15	7 1/2
17. Tufts (Robert Sheldon)	16-10	8-17	7 1/2
17. Vassar (Mike Dutton)	12-12	5-20	7 1/2
17. Villa Julie (Brett Adams)	18-10	9-16	7 1/2

*To determine games improved, add the difference in victories between the two seasons to the difference in losses, then divide by two.

All-Time Winningest Teams

Includes records as a senior college only; minimum 10 seasons of competition. Postseason games are included.

By Percentage

Team	Yrs.	Won	Lost	Pct.
1. Wittenberg	94	1,507	609	.712
2. Colby-Sawyer	16	279	122	.696
3. Cabrini	25	480	214	.692
4. Calvin	85	1,168	568	.673
5. New Jersey City	70	789	384	.673
6. Hope	99	1,316	666	.664
7. St. Joseph's (Me.)	34	596	302	.664
8. Chris. Newport	38	657	342	.658
9. Williams	104	1,251	659	.655
10. Wooster	104	1,395	735	.655
11. Wis.-Eau Claire	89	1,247	672	*.650
12. Defiance	58	956	516	.649
13. Richard Stockton	33	569	310	.647
14. Staten Island	28	503	276	.646
15. Ill. Wesleyan	95	1,395	782	.641
16. St. John Fisher	42	656	377	.635
17. Roanoke	92	1,219	704	.634
18. St. Thomas (Minn.)	95	1,361	797	.631
19. New York U.	87	1,106	662	.626
20. Wartburg	70	1,025	622	.622
21. Wis.-Stevens Point	106	1,227	759	.618
22. Mass.-Dartmouth	39	621	396	.611
23. Springfield	96	1,283	827	.608
24. Augustana (Ill.)	100	1,232	809	.604
25. Randolph-Macon	92	1,252	825	.603
26. Augsburg	46	701	466	.601
27. Colby	66	916	612	.599
28. Capital	99	1,144	769	.598
29. Buffalo St.	76	977	658	.598
30. Neb. Wesleyan	100	1,293	871	.598

*Includes one tie.

By Victories

Team	Yrs.	Won	Lost	Pct.
1. Wittenberg	94	1,507	609	.712
2. Wooster	104	1,395	735	.655
3. Ill. Wesleyan	95	1,395	782	.641
4. St. Thomas (Minn.)	95	1,361	797	.631
5. Hope	99	1,316	666	.664
6. Neb. Wesleyan	100	1,293	871	.598
7. Springfield	96	1,283	827	.608
8. Randolph-Macon	92	1,252	825	.603
9. Williams	104	1,251	659	.655
10. Gust. Adolphus	94	1,250	869	.590
11. Wis.-Eau Claire	89	1,247	672	*.650
12. Scranton	88	1,233	843	.594
13. Augustana (Ill.)	100	1,232	809	.604
14. Wis.-Stevens Point	106	1,227	759	.618
15. Roanoke	92	1,219	704	.634
16. Wheaton (Ill.)	105	1,215	940	.564
17. Willamette	81	1,174	881	.571
18. Frank. & Marsh.	101	1,173	810	.592
19. Calvin	85	1,168	568	.673
20. Loras	97	1,164	910	.561
21. Muskingum	101	1,158	875	.570
22. Rochester	104	1,155	830	.582
23. Hamline	95	1,154	886	.566
24. Mount Union	108	1,148	959	.545
25. Capital	99	1,144	769	.598
25. Hampden-Sydney	94	1,144	857	.572
27. DePauw	99	1,138	890	**561
28. Albright	98	1,128	988	.533
29. Ohio Wesleyan	100	1,123	1,015	.525
30. Millikin	98	1,116	945	.541

*Includes one tie. **Includes two ties.

Winningest Teams of the 2000s

BY PERCENTAGE (Minimum four seasons as NCAA member)

Team	Yrs.	Won	Lost	Pct.
1. Wooster	6	154	24	.865
2. Buena Vista	6	148	27	.846

Team	Yrs.	Won	Lost	Pct.
3. Hanover	6	138	28	.831
4. Wis.-Stevens Point	6	146	30	.830
5. Williams	6	140	29	.828
6. Amherst	6	140	31	.819
7. Hampden-Sydney	6	143	32	.817
8. Wittenberg	6	137	31	.816
9. Salem St.	6	142	33	.811
10. Catholic	6	146	34	.811
11. Maryville (Tenn.)	6	138	33	.807
12. Frank. & Marsh.	6	141	35	.801
13. Washington-St. Louis	6	124	31	.800
14. Chris. Newport	6	130	36	.783
15. Rochester	6	127	37	.774
16. Mississippi Col.	6	125	37	.772
17. Calvin	6	135	41	.767
18. Gust. Adolphus	6	130	40	.765
19. Trinity (Tex.)	6	125	40	.758
20. McMurry	6	121	40	.752
21. Carthage	6	120	40	.750
22. Colby-Sawyer	6	122	42	.744
23. Wartburg	6	122	44	.735
24. St. John Fisher	6	119	43	.735
25. Randolph-Macon	6	121	45	.729
26. Albion	6	117	44	.727
26. Aurora	6	117	44	.727
28. Chapman	6	108	41	.725
29. Trinity (Conn.)	6	107	41	.723
30. Ill. Wesleyan	6	117	45	.722

BY VICTORIES

(Minimum four seasons as NCAA member)

Team	Yrs.	Won	Lost	Pct.
1. Wooster	6	154	24	.865
2. Buena Vista	6	148	27	.846
3. Catholic	6	146	34	.811
3. Wis.-Stevens Point	6	146	30	.830
5. Hampden-Sydney	6	143	32	.817
6. Salem St.	6	142	33	.811
7. Frank. & Marsh.	6	141	35	.801
8. Amherst	6	140	31	.819
8. Williams	6	140	29	.828
10. Hanover	6	138	28	.831
11. Maryville (Tenn.)	6	138	33	.807
12. Wittenberg	6	137	31	.816
13. Calvin	6	135	41	.767
14. Chris. Newport	6	130	36	.783
14. Gust. Adolphus	6	130	40	.765
16. Brockport St.	6	127	49	.722
16. Rochester	6	127	37	.774
18. Mississippi Col.	6	125	37	.772
18. Trinity (Tex.)	6	125	40	.758
20. Washington-St. Louis	6	124	31	.800
21. Colby-Sawyer	6	122	42	.744
21. Wartburg	6	122	44	.735
23. McMurry	6	121	40	.752
23. Randolph-Macon	6	121	45	.729
25. Carthage	6	120	40	.750
25. Western Conn. St.	6	120	51	.702
27. Penn St.-Behrend	6	119	46	.721
27. Ramapo	6	119	47	.717
27. St. John Fisher	6	119	43	.735
30. Wm. Paterson	6	118	48	.711

All-Time Won-Lost Records

(Alphabetical Listing; No Minimum Seasons of Competition)

Team	First Year	Yrs.	Won	Lost	Pct.
Albion	1898	93	990	846	.539
Albright	1901	98	1,128	988	.533
Alfred	1921	83	719	955	.430
Allegheny	1896	110	1,035	886	.539
Alma	1911	94	848	990	.461
Alvernia	1976	30	480	351	.578
Amherst	1902	104	1,001	680	.595
Anderson (Ind.)	1931	74	891	888	.501
Augsburg	1960	46	701	466	.601
Augustana (Ill.)	1901	100	1,232	809	.604

Team	First Year	Yrs.	Won	Lost	Pct.
Aurora	1928	75	807	816	.497
Baldwin-Wallace	1907	98	1,017	1,007	.502
Bates	1901	76	635	853	.427
Beloit	1906	98	1,105	751	.595
Benedictine (Ill.)	1966	39	554	441	.557
Bethany (W.V.)	1905	97	772	1,031	.428
Bethel (Minn.)	1947	59	674	697	.492
Bluffton	1915	90	758	1,085	.411
Bridgewater St.	1907	100	771	824	.483
Bridgewater (V.)	1903	84	787	932	.458
Brockport St.	1929	73	815	702	.537
Buffalo St.	1926	76	977	658	.598
Cabrini	1981	25	480	214	.692
Cal Lutheran	1962	44	539	640	.457
Caltech	1919	86	304	1,194	.203
Calvin	1920	85	1,168	568	.673
Capital	1907	99	1,144	769	.598
Carleton	1909	96	1,057	834	.559
Carnegie Mellon	1907	98	998	1,175	.459
Carroll (Wis.)	1956	50	476	706	.403
Carthage	1907	97	943	1,058	.471
Case Reserve	1902	104	1,062	903	.540
Catholic	1910	94	1,074	989	.521
Central (Iowa)	1924	82	852	880	.492
Chapman	1923	80	1,065	829	.562
Chicago	1903	101	1030	1,011	.505
Chris. Newport	1968	38	657	342	.658
CCNY	1905	100	980	952	.507
Claremont-M.S.	1959	47	614	569	.519
Clarkson	1930	76	615	934	.397
Coast Guard	1926	80	668	884	.430
Coe	1901	105	928	960	.492
Colby	1938	66	916	612	.599
Colby-Sawyer	1991	16	279	122	.696
Colorado Col.	1915	91	760	981	.437
Concordia (Ill.)	1924	82	772	947	.449
Concordia-M'head	1923	83	847	1,044	.448
Concordia (Wis.)	1916	90	928	836	.526
Connecticut Col.	1970	36	365	375	.493
Cornell College	1910	96	879	939	.483
Cortland St.	1926	80	842	747	.530
Curry	1967	40	348	595	.369
Dallas	1917	32	205	458	.309
Defiance	1948	58	956	516	.649
Delaware Valley	1949	56	383	847	.311
DePauw	1904	99	1,138	890**	.561
DeSales	1969	37	434	477	.476
Dickinson	1900	95	818	958	.461
Drew	1930	74	548	893	.380
Dubuque	1915	91	832	944	.468
Eastern Conn. St.	1941	65	672	676	.499
East. Mennonite	1967	39	327	610	.349
Edgewood	1972	30	433	318	.577
Elizabethtown	1927	77	861	856	.501
Elmhurst	1925	81	712	964	.425
Elmira	1971	35	443	432	.506
Emory	1987	19	221	255	.464
Emory & Henry	1927	74	782	855	.478
Eureka	1920	84	944	848	.527
FDU-Florham	1959	47	523	551	.487
Franklin	1907	99	1,070	935	.534
Frank. & Marsh	1900	101	1,173	810	.592
Fredonia St.	1935	67	658	765	.462
Frostburg St.	1936	63	692	739	.484
Gallaudet	1904	102	529	1311	.288
Geneseo St.	1915	87	757	792	.489
Gettysburg	1901	102	1,088	985	.525
Goucher	1991	15	219	173	.559
Grinnell	1949	57	462	760	.378
Grove City	1898	101	1,114	893	.555
Guilford	1906	91	821	977	.457
Gust. Adolphus	1904	94	1,250	869	.590
Gwynedd-Mercy	1993	13	151	154	.495
Hamilton	1899	93	930	689	.574
Hamline	1910	95	1,154	886	.566
Hampden-Sydney	1909	94	1,144	857	.572
Hanover	1901	100	1,081	870	.554
Hardin-Simmons	1908	96	1,023	1,042	.495
Hartwick	1928	75	944	648	.593
Heidelberg	1903	99	847	1,040	.449
Hobart	1902	95	662	997	.399
Hope	1901	99	1,316	666	.664
Howard Payne	1913	88	1,044	887	.541

Team	First Year	Yrs.	Won	Lost	Pct.
Hunter	1953	51	611	598	.505
Ill. Wesleyan	1910	95	1,395	782	.641
Ithaca	1930	75	922	675	.577
John Carroll	1920	84	876	860	.505
Johns Hopkins	1920	80	742	874	.459
Johnson & Wales (R.I.)	1996	10	105	156	.402
Juniata	1905	101	756	1,117	.404
Kalamazoo	1907	98	1,045	904	.536
Kean	1930	67	714	811	.468
Keene St.	1926	77	698	817	.461
King's (Pa.)	1947	59	777	648	.545
Knox	1909	96	874	862	.503
Lake Erie	1988	18	111	343	.244
Lakeland	1934	72	1,060	808	.567
Lawrence	1904	102	803	930	.463
Lebanon Valley	1904	102	945	903	.511
Lewis & Clark	1946	60	879	727	.547
Loras	1909	97	1,164	910	.561
Luther	1905	101	579	491	.541
Lycoming	1949	57	632	658	.490
Lynchburg	1957	49	504	716	.413
Manhattanville	1976	30	412	379	.521
Marian (Wis.)	1973	33	429	409	.512
Marietta	1902	101	927	1046	.470
Mary Washington	1975	31	334	449	.427
Marymount (Va.)	1988	18	215	253	.459
Maryville (Mo.)	1977	29	316	439	.419
Maryville (Tenn.)	1903	102	1,081	868	.555
Mass.-Boston	1981	25	252	385	.396
Mass.-Dartmouth	1967	39	621	396	.611
MIT	1953	53	492	694	.415
McDaniel	1922	83	667	1,098	.378
McMurry	1923	80	946	889	.516
Merchant Marine	1946	60	631	782	.447
Messiah	1962	44	478	534	.472
Middlebury	1918	88	652	1,020	.390
Millikin	1904	98	1,116	945	.541
Millsaps	1912	94	792	1,144	.409
Mississippi Col.	1909	93	1,055	873	.547
Monmouth (Ill.)	1900	105	1,097	859	.561
Montclair St.	1928	76	971	766	.559
Moravian	1936	64	753	738	.505
Mt. St. Vincent	1981	24	348	262	.570
Mount Union	1896	108	1,148	959	.545
Muhlenberg	1901	98	1,098	971	.531
Muskingum	1903	101	1,158	875	.570
Nazareth	1978	28	419	300	.583
Neb. Wesleyan	1906	100	1,293	871	.598
New Jersey City	1935	70	789	384	.673
New York U.	1906	87	1,106	662	.626
Nichols	1959	47	420	655	.391
N.C. Wesleyan	1964	42	489	516	.487
North Central (Ill.)	1948	58	551	843	.395
North Park	1959	47	689	498	.580
Oberlin	1903	102	721	1,067	.403
Occidental	1981	25	322	313	.507
Ohio Northern	1911	93	1,108	841	.568
Ohio Wesleyan	1906	100	1,123	1,015	.525
Otterbein	1903	102	1,103	877	.557
Pacific (Ore.)	1911	95	816	1,200	.405
Pacific Lutheran	1939	65	952	734	.565
Pitt.-Bradford	1980	26	350	340	.507
Plattsburgh St.	1926	76	636	648	.495
Plymouth St.	1948	58	748	568	.568
Randolph-Macon	1910	92	1,252	825	.603
Redlands	1917	88	949	846	.529
Rensselaer	1897	108	895	924	.492
Richard Stockton	1973	33	569	310	.647
Ripon	1898	107	1,069	800	.572
Roanoke	1911	92	1,219	704	.634
Rochester	1902	104	1,155	830	.582
Rochester Inst.	1916	85	923	804	.534
Roger Williams	1973	32	255	370	.408
Rose-Hulman	1901	83	863	803	.518
Rowan	1923	63	875	602	.592
St. John Fisher	1964	42	656	377	.635
St. John's (Minn.)	1903	103	992	1,008	.496
St. Joseph's (Me.)	1972	34	596	302	.664
St. Mary's (Md.)	1967	39	419	566	.425
St. Norbert	1917	87	848	780	.521
St. Thomas (Minn.)	1905	88	1,361	797	.631
Salisbury	1963	43	513	549	.483

Team	First Year	Yrs.	Won	Lost	Pct.	Team	First Year	Yrs.	Won	Lost	Pct.
Salve Regina.....	1975	31	290	386	.429	Westminster (Mo.)	1909	90	879	983	.472
Scranton.....	1917	88	1,233	843	.594	Wheaton (Ill.).....	1901	105	1,215	940	.564
Sewanee.....	1927	79	675	873	.436	Wheaton (Mass.).....	1989	17	213	206	.508
Shenandoah.....	1975	31	355	436	.449	Widener.....	1906	97	1,043	780	.572
Simpson.....	1901	103	1,061	1,015	.511	Wilkes.....	1947	59	712	671	.515
Southern Me.	1923	88	786	687	.534	Willamette.....	1925	81	1,174	881	.571
Springfield.....	1906	96	1,283	827	.608	Wm. Paterson.....	1939	63	820	733	.528
Staten Island.....	1978	28	503	276	.646	Williams.....	1901	104	1,251	659	.655
Stevens Institute.....	1917	89	676	776	.466	Wilmington (Ohio).....	1917	88	771	1,078	.417
Susquehanna.....	1902	103	863	1,031	.456	Wis.-Eau Claire.....	1917	89	1,247	672	*.650
Swarthmore.....	1902	104	752	1,115	.403	Wis.-Oshkosh.....	1899	107	1,046	915	.533
Thiel.....	1917	88	528	1,109	.323	Wis.-Platteville.....	1905	94	1,106	754	.595
Trinity (Conn.).....	1914	92	948	713	.571	Wis.-Stevens Point.....	1897	106	1,227	759	.618
Tufts.....	1912	94	966	891	.520	Wis.-Stout.....	1907	99	884	938	.485
Wabash.....	1897	109	1,088	960	.531	Wis.-Whitewater.....	1902	95	1,020	814	.556
Wartburg.....	1936	70	1,025	622	.622	Wittenberg.....	1912	94	1,507	609	.712
Washington (Md.).....	1914	93	980	907	.519	Wooster.....	1901	104	1,395	735	.655
Washington-St. Louis.....	1905	99	1,006	857	.540	WPI.....	1903	95	805	930	.464
Wash. & Jeff.....	1913	93	874	833	.512	Worcester St.....	1950	55	609	652	.483
Wash. & Lee.....	1907	87	1,019	1,016	.501	Yeshiva.....	1936	69	617	761	.448
Wentworth Inst.....	1984	21	185	337	.354	York (Pa.).....	1970	36	430	490	.467
Wesleyan (Conn.).....	1902	104	966	863	.528						
Western Conn. St.....	1947	59	682	635	.518						
Western New Eng.....	1966	37	481	493	.494						
Westfield St.....	1951	55	617	649	.487						

*Includes one tie. **Includes two ties.



Individual Collegiate Records

Single-Game Records.....	118
Season Records	119
Career Records	122



Individual Collegiate Records

Individual collegiate leaders are determined by comparing the best records in all three divisions in equivalent categories. Included are players whose careers were split between two divisions (e.g., Dwight Lamar of Louisiana-Lafayette or Howard Shockley of Salisbury).

Single-Game Records

POINTS

Pts.	Div.	Player, Team vs. Opponent	Date
113	II	Clarence "Bevo" Francis, Rio Grande vs. Hillsdale	Feb. 2, 1954
100	I	Frank Selvy, Furman vs. Newberry	Feb. 13, 1954
85	I	Paul Arizin, Villanova vs. Philadelphia NAMC	Feb. 12, 1949
84	II	Clarence "Bevo" Francis, Rio Grande vs. Alliance	1954
82	II	Clarence "Bevo" Francis, Rio Grande vs. Bluffton	1954
81	I	Freeman Williams, Portland St. vs. Rocky Mountain	Feb. 3, 1978
80	II	Paul Crissman, Southern Cal Col. vs. Pacific Christian	Feb. 18, 1966
77	III	Jeff Clement, Grinnell vs. Illinois Col.	Feb. 18, 1998
77	II	William English, Winston-Salem vs. Fayetteville St.	Feb. 19, 1968
75	II	Travis Grant, Kentucky St. vs. Northwood	1970
73	I	Bill Mlkvy, Temple vs. Wilkes	Mar. 3, 1951
72	II	Nate DeLong, Wis.-River Falls vs. Winona St.	Feb. 24, 1948
72	II	Lloyd Brown, Aquinas vs. Cleary	1953
72	II	Clarence "Bevo" Francis, Rio Grande vs. California (Pa.)	1953
72	II	John McElroy, Youngstown St. vs. Wayne St. (Mich.)	Feb. 26, 1969
72	I	Kevin Bradshaw, Alliant Int'l vs. Loyola Marymount	Jan. 5, 1991
71	I	Clayborn Jones, L.A. Pacific vs. L.A. Baptist	Jan. 30, 1965
71	I	Freeman Williams, Portland St. vs. Southern Ore.	Feb. 9, 1977
70	II	Paul Wilcox, Davis & Elkins vs. Glenville St.	1959
70	II	Bo Clark, UCF vs. Fla. Memorial	Jan. 31, 1977
69	II	Clarence "Bevo" Francis, Rio Grande vs. Wilberforce	1953
69	II	Clarence Burks, St. Augustine's vs. St. Paul's	1955
69	I	Pete Maravich, LSU vs. Alabama	Feb. 7, 1970
69	II	John Rinka, Kenyon vs. Wooster	Dec. 9, 1969
69	III	Steve Diekmann, Grinnell vs. Simpson	Nov. 19, 1994
68	II	Florindo Vieira, Quinnipiac vs. Brooklyn Poly	Feb. 13, 1957
68	II	Wayne Proffitt, Lynchburg vs. Charlotte	Feb. 5, 1966
68	II	Earl Monroe, Winston-Salem vs. Fayetteville St.	Jan. 6, 1967
68	I	Calvin Murphy, Niagara vs. Syracuse	Dec. 7, 1968

FIELD-GOAL PERCENTAGE

(Minimum 13 field goals made)

Pct.	Div.	Player, Team vs. Opponent (FG-FGA)	Date
100	II	Lance Berwald, North Dakota St. vs. Augustana (S.D.) (20 of 20)	Feb. 17, 1984
100	III	Franklyn Beckford, Lake Forest vs. Grinnell (18 of 18)	Feb. 14, 2004
100	III	Jason Light, Emory & Henry vs. King (Tenn.) (18 of 18)	Dec. 2, 1995
100	I	Clifford Rozier, Louisville vs. Eastern Ky. (15 of 15)	Dec. 11, 1993
100	II	Kyle Boast, Central Wash. vs. Alas. Anchorage (14 of 14)	Feb. 12, 2005
100	II	Derrick Scott, California (Pa.) vs. Columbia Union (14 of 14)	Dec. 6, 1995
100	I	Dan Henderson, Arkansas St. vs. Ga. Southern (14 of 14)	Feb. 26, 1976
100	I	Cornelius Holden, Louisville vs. Southern Miss. (14 of 14)	Mar. 3, 1990
100	I	Dana Jones, Pepperdine vs. Boise St. (14 of 14)	Nov. 30, 1991
100	III	Waverly Yates, Clark (Mass.) vs. Suffolk (14 of 14)	Feb. 10, 1993
100	III	Dallin Wilson, Occidental vs. Redlands (13 of 13)	Feb. 18, 2004
100	II	Derrick Freeman, Indiana (Pa.) vs. Clarion (13 of 13)	Feb. 17, 1996
100	I	Ben Handlogten, Western Mich. vs. Toledo (13 of 13)	Jan. 27, 1996
100	II	Ralfs Jansons, St. Rose vs. Concordia (N.Y.) (13 of 13)	Jan. 13, 1996
100	I	Ted Guzek, Butler vs. Michigan (13 of 13)	Dec. 15, 1956
100	I	Rick Dean, Syracuse vs. Colgate (13 of 13)	Feb. 14, 1966
100	I	Gary Lechman, Gonzaga vs. Portland St. (13 of 13)	Jan. 21, 1967
100	I	Kevin King, Charlotte vs. South Ala. (13 of 13)	Feb. 20, 1978
100	I	Vernon Smith, Texas A&M vs. Alas. Anchorage (13 of 13)	Nov. 26, 1978
100	I	Steve Johnson, Oregon St. vs. Hawaii-Hilo (13 of 13)	Dec. 5, 1979
100	I	Antoine Carr, Wichita St. vs. Abilene Christian (13 of 13)	Nov. 28, 1980
100	III	Rich Lengieza, Nichols vs. Mass.-Dartmouth (13 of 13)	Feb. 22, 1981
100	I	Doug Hashley, Montana St. vs. Idaho St. (13 of 13)	Feb. 5, 1982
100	I	Brad Daugherty, North Carolina vs. UCLA (13 of 13)	Nov. 24, 1985
100	III	Bruce Merklinger, Susquehanna vs. Drew (13 of 13)	Jan. 22, 1986
100	III	Antonio Randolph, Averett vs. Methodist (13 of 13)	Jan. 26, 1991
100	III	Pat Holland, Randolph-Macon vs. East. Mennonite (13 of 13)	Feb. 9, 1991
100	I	Ricky Butler, UC Irvine vs. Cal St. Fullerton (13 of 13)	Feb. 21, 1991
100	I	Rafael Solis, Brooklyn vs. Wagner (13 of 13)	Dec. 11, 1991

Pct.	Div.	Player, Team vs. Opponent (FG-FGA)	Date
100	III	Todd Seifferlein, DePauw vs. Franklin (13 of 13)	Jan. 18, 1992
100	I	Mate Milisa, Long Beach St. vs. Cal St. Monterey Bay (13 of 13)	Dec. 22, 1999
100	I	Nathan Blessen, South Dakota vs. Neb.-Omaha (13 of 13)	Jan. 9, 2000

THREE-POINT FIELD GOALS MADE

3FG	Div.	Player, Team vs. Opponent	Date
19	III	Jeff Clement, Grinnell vs. Illinois Col.	Feb. 18, 1998
17	III	Billy Shivers, Redlands vs. Whittier	Feb. 21, 2004
17	III	Jeff Clement, Grinnell vs. Clarke	Dec. 3, 1997
16	II	Thomas Vincent, Emporia St. vs. Southwest Baptist	Feb. 28, 2004
16	II	Markus Hallgrimson, Mont. St.-Billings vs. Western N.M.	Feb. 9, 2000
16	III	Jeff Clement, Grinnell vs. Lawrence	Feb. 21, 1998
16	III	Jeff Clement, Grinnell vs. Monmouth (Ill.)	Feb. 8, 1997
15	I	Keith Veney, Marshall vs. Morehead St.	Dec. 14, 1996
14	II	Taylor Patterson, Kennesaw St. vs. Carver Bible	Dec. 15, 2003
14	I	Ronald Blackshear, Marshall vs. Akron	Mar. 1, 2002
14	II	Antonio Harris, LeMoyn-Owen vs. Savannah St.	Feb. 6, 1999
14	III	Ed Brands, Grinnell vs. Ripon	Feb. 24, 1996
14	I	Dave Jamerson, Ohio vs. Col. of Charleston	Dec. 21, 1989
14	I	Askia Jones, Kansas St. vs. Fresno St.	Mar. 24, 1994
14	II	Andy Schmidtman, Wis.-Parkside vs. Lakeland	Feb. 14, 1989
14	III	Steve Diekmann, Grinnell vs. Illinois Col.	Feb. 18, 1994
14	III	Steve Diekmann, Grinnell vs. Simpson	Nov. 19, 1994
13	II	Bobby Ewing, Tusculum vs. Augusta St.	Dec. 30, 2004
13	II	Markus Hallgrimson, Mont. St.-Billings vs. Western N.M.	Feb. 26, 2000
13	II	Markus Hallgrimson, Mont. St.-Billings vs. Chaminade	Feb. 5, 2000
13	II	Rodney Thomas, IUPUI vs. Wilberforce	Feb. 24, 1997
13	II	Danny Lewis, Wayne St. (Mich.) vs. Michigan Tech	Feb. 20, 1993
13	III	Eric Ochel, Sewanee vs. Emory	Feb. 22, 1995

REBOUNDS

Reb.	Div.	Player, Team vs. Opponent	Date
51	I	Bill Chambers, William & Mary vs. Virginia	Feb. 14, 1953
46	I	Tom Hart, Middlebury vs. Trinity (Conn.)	Feb. 5, 1955
46	II	Tom Hart, Middlebury vs. Clarkson	Feb. 12, 1955
45	II	William Henrikson, Windham vs. New England Col.	Feb. 4, 1970
44	II	Charles McCullough, Loyola (Md.) vs. McDaniel	Feb. 17, 1955
44	II	Norman Rokeach, Long Island vs. Brooklyn Poly	Dec. 28, 1963
43	I	Charlie Slack, Marshall vs. Morris Harvey	Jan. 12, 1954
43	I	Bob Bessoir, Scranton vs. King's (Pa.)	Mar. 5, 1955
42	I	Tom Heinsohn, Holy Cross vs. Boston College	Mar. 1, 1955
42	II	Larry Gooding, St. Augustine's vs. Shaw	Jan. 12, 1974
41	II	Richard Kross, American Int'l vs. Springfield	Feb. 19, 1958
40	II	Ellerbe Neal, Wofford vs. Presbyterian	Jan. 3, 1953
40	I	Art Quimby, Connecticut vs. Boston U.	Jan. 11, 1955
40	I	Donnie Fowler, Wofford vs. Mercer	Jan. 22, 1955
40	II	Charlie Harrison, N.C. A&T vs. Johnson C. Smith	Feb. 8, 1958
40	II	Anthony Romano, Willimantic St. vs. Fitchburg St.	Jan. 5, 1963
40	II	Ed Halicki, Monmouth vs. Southeastern	Dec. 4, 1970
39	II	Maurice Stokes, St. Francis (Pa.) vs. John Carroll	Jan. 28, 1955
39	II	Roger Lotchin, Millikin vs. Lake Forest	Feb. 11, 1956
39	II	Joe Cole, Texas St. vs. Texas Lutheran	Dec. 10, 1956
39	I	Dave DeBusschere, Detroit vs. Central Mich.	Jan. 30, 1960
39	I	Keith Swagerty, Pacific vs. UC Santa Barb.	Mar. 5, 1965
39	II	Curtis Pritchett, St. Augustine vs. St. Paul's	Jan. 24, 1970
38		14 tied	

(Since 1973)

Reb.	Div.	Player, Team vs. Opponent	Date
42	II	Larry Gooding, St. Augustine's vs. Shaw	Jan. 12, 1974
36	III	Mark Veenstra, Calvin vs. Colorado St.-Pueblo	Feb. 3, 1976
36	III	Clinton Montford, Methodist vs. Warren Wilson	Jan. 21, 1989
35	I	Larry Abney, Fresno St. vs. Southern Methodist	Feb. 17, 2000
35	III	Ayal Hod, Yeshiva vs. Vassar	Feb. 22, 1989
34	I	David Vaughn, Oral Roberts vs. Brandeis	Jan. 8, 1973
34	II	Major Jones, Albany St. (Ga.) vs. Valdosta St.	Jan. 23, 1975
34	II	Herman Harris, Mississippi Val. vs. Texas Southern	Jan. 12, 1976
34	III	Walt Edwards, Husson vs. Me.-Farmington	Feb. 24, 1976
33	II	Joe Dombrowski, St. Anselm vs. New Hampshire	Dec. 8, 1974
33	II	Lee Roy Williams, Cal Poly Pomona vs. Wheaton (Ill.)	Dec. 15, 1973
33	III	Willie Parr, LeMoyn-Owen vs. Southern U.	Jan. 10, 1976
33	III	Larry Williams, Pratt vs. Mercy	Jan. 22, 1977
32	II	Marvin Webster, Morgan St. vs. South Carolina St.	Dec. 8, 1973
32	II	Earl Williams, Winston-Salem vs. N.C. Central	Dec. 13, 1973
32	III	Fred Petty, Southern N.H. vs. Curry	Jan. 28, 1974
32	II	George Wilson, Union (Ky.) vs. Southwestern	1974
32	I	Tony DuCros, Regis vs. Neb. Wesleyan	Feb. 28, 1975
32	I	Durand Macklin, LSU vs. Tulane	Nov. 26, 1976
32	II	Robert Clements, Jacksonville vs. Shorter	Jan. 12, 1977

Reb.	Div.	Player, Team vs. Opponent	Date
32	I	Jervauhn Scales, Southern U. vs. Grambling.....	Feb. 7, 1994
31	II	Pete Harris, Stephen F. Austin vs. Texas A&M.....	Jan. 22, 1973
31	I	Jim Bradley, Northern Ill. vs. Wis.-Milwaukee.....	Feb. 19, 1973
31	III	John Humphrie, Swarthmore vs. Ursinus.....	Dec. 8, 1973
31	II	Roy Smith, Kentucky St. vs. Union (Ky.).....	Feb. 10, 1975
31	III	Larry Parker, Plattsburgh St. vs. Clarkson.....	Jan. 19, 1976
31	I	Calvin Natt, La.-Monroe vs. Ga. Southern.....	Dec. 29, 1976
31	II	Charles Wode, Mississippi Val. vs. Miss. Industrial.....	Dec. 10, 1977
31	III	Jon Ford, Norwich vs. Johnson St.	Feb. 16, 1982

ASSISTS

Ast.	Div.	Player, Team vs. Opponent	Date
26	III	Robert James, Kean vs. N.J. Inst. of Tech.....	Mar. 11, 1989
25	II	Ali Baaqar, Morris Brown vs. Albany St. (Ga.).....	Jan. 26, 1991
25	II	Adrian Hutt, Metro St. vs. Sacramento St.	Feb. 9, 1991
24	II	Steve Ray, Bridgeport vs. Sacred Heart.....	Jan. 25, 1989
24	II	Steve Ray, Bridgeport vs. New Haven.....	Feb. 8, 1989
24	III	Adam Dzierzynski, Chapman vs. Amer. Indian Bible.....	Feb. 9, 1995
23	II	Todd Chappell, Texas Wesleyan vs. Texas Lutheran.....	Feb. 12, 2000
23	II	Steve Ray, Bridgeport vs. St. Anselm.....	Nov. 26, 1989
23	II	Jeff Duvall, Oakland City vs. St. Meinrad.....	Dec. 3, 1991
22	I	Tony Fairley, Charleston So. vs. Armstrong Atlantic.....	Feb. 9, 1987
22	I	Avery Johnson, Southern U. vs. Texas Southern.....	Jan. 25, 1988
22	I	Sherman Douglas, Syracuse vs. Providence.....	Jan. 28, 1989
22	II	Antonio Whitley, St. Augustine's vs. Shaw.....	Feb. 1, 1992
22	II	Ernest Jenkins, N.M. Highlands vs. Panhandle St.	Jan. 29, 1994
21	I	Mark Wade, UNLV vs. Navy.....	Dec. 29, 1986
21	I	Kelvin Scarborough, New Mexico vs. Hawaii.....	Feb. 13, 1987
21	I	Anthony Manuel, Bradley vs. UC Irvine.....	Dec. 19, 1987
21	I	Avery Johnson, Southern U. vs. Alabama St.	Jan. 16, 1988
21	III	Ron Torgalski, Hamilton vs. Vassar.....	Jan. 28, 1989
21	III	Mark Cottom, Ferrum vs. Concord.....	Dec. 15, 1990
21	II	Candice Pickens, California (Pa.) vs. Slippery Rock.....	Feb. 8, 1995

BLOCKED SHOTS

Blk.	Div.	Player, Team vs. Opponent	Date
18	III	John Bunch, Lincoln (Pa.) vs. New Jersey City.....	Jan. 19, 2004
18	III	John Bunch, Lincoln (Pa.) vs. Valley Forge Christian.....	Dec. 13, 2003
16	III	Tory Black, N.J. Inst. of Tech vs. Polytechnic (N.Y.).....	Feb. 5, 1997
15	III	Johnny Woods, Wesley vs. Salisbury.....	Feb. 14, 2000
15	III	Antoine Hyman, Keuka vs. Hobart.....	Feb. 21, 1996
15	III	Erick Lidecis, Maritime (N.Y.) vs. Stevens Institute.....	Nov. 30, 1993
15	II	Mark Hensel, Pitt-Johnstown vs. Slippery Rock.....	Jan. 22, 1994
15	III	Roy Woods, Fontbonne vs. MacMurray.....	Jan. 26, 1995
15	III	Ira Nicholson, Mt. St. Vincent vs. Stevens Institute.....	Nov. 27, 1994
14	III	Johnny Woods, Wesley vs. Eastern.....	Jan. 17, 2001
14	III	Neil Edwards, York (N.Y.) vs. Lehman.....	Feb. 12, 2000
14	I	Loren Woods, Arizona vs. Oregon.....	Feb. 3, 2000
14	I	Roy Rogers, Alabama vs. Georgia.....	Feb. 10, 1996
14	II	Victorlus Payne, Lane vs. Talladega.....	Jan. 26, 1996
14	I	David Robinson, Navy vs. UNC Wilmington.....	Jan. 4, 1986
14	I	Shawn Bradley, Brigham Young vs. Eastern Ky.	Dec. 7, 1990
14	II	Maurice Barnett, Elizabeth City St. vs. Bowie St.	Feb. 3, 1994
14	III	Andrew South, N.J. Inst. of Tech vs. Stevens Institute.....	Feb. 14, 1994
13	II	Callistus Eziukwu, Grand Valley St. vs. Ferris St.....	Feb. 7, 2005
13	I	Deng Gai, Fairfield vs. Siena.....	Jan. 22, 2005
13	I	Anthony King, Miami (Fla.) vs. Fla. Atlantic.....	Nov. 29, 2004
13	I	Wojciech Myrda, La.-Monroe vs. Texas-San Antonio.....	Jan. 17, 2002
13	I	Kyle Davis, Auburn vs. Miami (Fla.).....	Mar. 14, 2001
13	I	D'or Fischer, Northwestern St. vs. Texas St.	Jan. 22, 2001
13	III	Neil Edwards, York (N.Y.) vs. Brooklyn.....	Feb. 22, 2000
13	III	Antoine Hyman, Keuka vs. Hobart.....	Jan. 8, 1997
13	III	Damon Avinger, CCONY vs. St. Joseph's (N.Y.).....	Jan. 7, 1996
13	I	Kevin Roberson, Vermont vs. New Hampshire.....	Jan. 9, 1992
13	I	Jim McIvaine, Marquette vs. Northeastern Ill.	Dec. 9, 1992
13	II	Mark Hensel, Pitt-Johnstown vs. Wheeling Jesuit.....	Jan. 31, 1994
13	I	Keith Closs, Central Conn. St. vs. St. Francis (Pa.).....	Dec. 21, 1994

STEALS

Stl.	Div.	Player, Team vs. Opponent	Date
17	II	Antonio Walls, Alabama A&M vs. Albany St. (Ga.).....	Jan. 5, 1998
17	III	Matt Newton, Principia vs. Harris-Stowe.....	Jan. 4, 1994
14	III	Moses Jean-Pierre, Plymouth St. vs. Rivier.....	Dec. 7, 1993
13	III	Daniel Martinez, McMurry vs. Concordia-Austin.....	Feb. 3, 2000
13	III	Todd Lange, Pomona-Pitzer vs. LaSierra.....	Jan. 7, 1999
13	III	John Gallaghy, Salve Regina vs. Roger Williams.....	Feb. 10, 1997
13	I	Mookie Blaylock, Oklahoma vs. Centenary (La.).....	Dec. 12, 1987
13	I	Mookie Blaylock, Oklahoma vs. Loyola Marymount.....	Dec. 17, 1988
12	III	Curtis Miller, Albertus Magnus vs. Emmanuel (Mass.).....	Jan. 22, 2004
12	III	Benny West, Howard Payne vs. Sul Ross St.....	Dec. 13, 2003
12	I	Jehiel Lewis, Navy vs. Bucknell.....	Jan. 12, 2002
12	I	Greedy Daniels, TCU vs. Ark.-Pine Bluff.....	Dec. 30, 2000

Stl.	Div.	Player, Team vs. Opponent	Date
12	II	Terrence Baxter, Pfeiffer vs. Livingstone.....	Nov. 22, 2000
12	III	Greg Brown, Albertus Magnus vs. Rivier.....	Feb. 3, 2000
12	III	Daniel Martinez, McMurry vs. Ozarks (Ark.).....	Dec. 2, 1999
12	I	Richard Duncan, Middle Tenn. vs. Eastern Ky.	Feb. 20, 1999
12	II	Derrick Brown, Davis & Elkins vs. Ohio Valley.....	Feb. 9, 1999
12	II	Marche' Bearad, Ark.-Monticello vs. Christian Bros.	Feb. 8, 1999
12	II	Freddy Conyers, Mass.-Boston vs. Westfield St.....	Dec. 10, 1998
12	III	Mario Thompson, Occidental vs. LIFE Bible.....	Nov. 21, 1998
12	III	Deron Black, Allegheny vs. Case Reserve.....	Jan. 17, 1996
12	III	Jamal Elliott, Haverford vs. Gwynedd-Mercy.....	Jan. 15, 1996
12	I	Kenny Robertson, Cleveland St. vs. Wagner.....	Dec. 3, 1988
12	III	Moses Jean-Pierre, Plymouth St. vs. Rhode Island Col.	Jan. 23, 1993
12	I	Terry Evans, Oklahoma vs. Florida A&M.....	Jan. 27, 1993
12	III	David Brown, Westfield St. vs. Albertus Magnus.....	Jan. 8, 1994
12	III	Barry Aranoff, Yeshiva vs. Purchase.....	Feb. 13, 1995

Season Records

(Based on qualifiers for annual statistical championship)

POINTS

Player, Team (Division)	Season	G	FG	3FG	FT	Pts.
Pete Maravich, LSU (I).....	1970	31	522	—	337	1,381
Earl Monroe, Winston-Salem (II).....	1967	32	509	—	311	1,329
Travis Grant, Kentucky St. (II).....	1972	33	539	—	226	1,304
Clarence "Bevo" Francis, Rio Grande (II).....	1954	27	444	—	367	1,255
Bill Reigel, McNeese St. (II).....	1956	36	425	—	370	1,220
Elvin Hayes, Houston (I).....	1968	33	519	—	176	1,214
Frank Sely, Furman (I).....	1954	29	427	—	355	1,209
Pete Maravich, LSU (I).....	1969	26	433	—	282	1,148
Pete Maravich, LSU (I).....	1968	26	432	—	274	1,138
Bo Kimble, Loyola Marymount (I).....	1990	32	404	92	231	1,131
Hersey Hawkins, Bradley (I).....	1988	31	377	87	284	1,125
Austin Carr, Notre Dame (I).....	1970	29	444	—	218	1,106
Austin Carr, Notre Dame (I).....	1971	29	430	—	241	1,101
Otis Birdsong, Houston (I).....	1977	36	452	—	186	1,090
Dwight Lamar, La.-Lafayette (I).....	1972	29	429	—	196	1,054
Kevin Bradshaw, Alliant Int'l (I).....	1991	28	358	60	278	1,054
Dwight Lamar, La.-Lafayette (II).....	1971	29	424	—	196	1,044
Greg Grant, TCNJ (III).....	1989	32	387	76	194	1,044
Dave Russell, Shepherd (III).....	1975	32	394	—	249	1,037
Glenn Robinson, Purdue (I).....	1994	34	368	79	215	1,030
Oscar Robertson, Cincinnati (I).....	1958	28	352	—	280	984
Oscar Robertson, Cincinnati (I).....	1959	30	331	—	316	978
Rick Barry, Miami (Fla.) (I).....	1965	26	340	—	221	973
Larry Bird, Indiana St. (I).....	1979	34	376	—	221	973
Dennis Scott, Georgia Tech (I).....	1990	35	336	137	161	970

SCORING AVERAGE

Player, Team (Division)	Season	G	FG	3FG	FT	Pts.	Avg.
Clarence "Bevo" Francis, Rio Grande (II).....	1954	27	444	—	367	1,255	46.5
Pete Maravich, LSU (I).....	1970	31	522	—	337	1,381	44.5
Pete Maravich, LSU (I).....	1969	26	433	—	282	1,148	44.2
Pete Maravich, LSU (I).....	1968	26	432	—	274	1,138	43.8
Earl Glass, Miss. Industrial (II).....	1963	19	322	—	171	815	42.9
Frank Sely, Furman (I).....	1954	29	427	—	355	1,209	41.7
Earl Monroe, Winston-Salem (II).....	1967	32	509	—	311	1,329	41.5
John Rinka, Kenyon (II).....	1970	23	354	—	234	942	41.0
Willie Shaw, Lane (II).....	1964	18	303	—	121	727	40.4
Johnny Neumann, Mississippi (I).....	1971	23	366	—	191	923	40.1
Travis Grant, Kentucky St. (II).....	1972	33	539	—	226	1,304	39.5
Thales McReynolds, Miles (II).....	1965	18	294	—	118	706	39.2
Bob Johnson, Fitchburg St. (II).....	1963	18	213	—	277	703	39.1
Roger Kuss, Wis.-River Falls (II).....	1953	21	291	—	235	817	38.9
Freeman Williams, Portland St. (I).....	1977	26	417	—	176	1,010	38.8
Billy McGill, Utah (I).....	1962	26	394	—	221	1,009	38.8
Calvin Murphy, Niagara (I).....	1968	24	337	—	242	916	38.2
Austin Carr, Notre Dame (I).....	1970	29	444	—	218	1,106	38.1
Austin Carr, Notre Dame (I).....	1971	29	430	—	241	1,101	38.0
Kevin Bradshaw, Alliant Int'l (I).....	1991	28	358	60	278	1,054	37.6
Rick Barry, Miami (Fla.) (I).....	1965	26	340	—	221	973	37.4
Steve Diekmann, Grinnell (III).....	1995	20	223	137	162	745	37.3
Florindo Vieira, Quinnipiac (II).....	1954	14	191	—	138	520	37.1
Elvin Hayes, Houston (I).....	1968	33	519	—	176	1,214	36.8
Marshall Rogers, Tex.-Pan American (I).....	1976	25	361	—	197	919	36.8

Photo from Grand Valley State Sports Information



Grand Valley State's Callistus Eziukwu (dark uniform) led all Division II shooters in 2005 with a 73.7 field-goal percentage, which ranks eighth all-time among all divisions.

FIELD-GOAL PERCENTAGE

Player, Team (Division)	Season	G	FG	FGA	Pct.
Travis Weiss, St. John's (Minn.) (III)	1994	26	160	209	76.6
Pete Metzelaars, Wabash (III)	1982	28	271	360	75.3
Todd Linder, Tampa (II)	1987	32	282	375	75.2
Maurice Stafford, North Ala. (II)	1984	34	198	264	75.0
Tony Rychlec, Mass. Maritime (III)	1981	25	233	311	74.9
Matthew Cornegay, Tuskegee (II)	1982	29	208	278	74.8
Steve Johnson, Oregon St. (I)	1981	28	235	315	74.6
Callistus Eziukwu, Grand Valley St. (II)	2005	28	157	213	73.7
Brian Moten, West Ga. (II)	1992	26	141	192	73.4
Ed Phillips, Alabama A&M (II)	1968	22	154	210	73.3
Tony Rychlec, Mass. Maritime (III)	1982	20	193	264	73.1
Russ Newman, Menlo (III)	1991	26	130	178	73.0
Ed Owens, Hampden-Sydney (III)	1979	24	140	192	72.9
Ray Stroziger, Central Mo. St. (II)	1980	28	142	195	72.8
Harold Booker, Cheney (II)	1965	24	144	198	72.7
Chad Scott, California (Pa.) (II)	1994	30	178	245	72.7
Scott Baxter, Capital (III)	1991	26	164	226	72.6
Maurice Woods, Poisdam St. (III)	1982	30	203	280	72.5
Tom Schurfranz, Bellarmine (II)	1991	30	245	339	72.3
Marv Lewis, Southampton (II)	1969	24	271	375	72.3
Earl Keith, Stony Brook (III)	1979	24	164	227	72.2
Louis Newsome, North Ala. (II)	1988	29	192	266	72.2
Pete Metzelaars, Wabash (III)	1981	25	204	283	72.1
Ed Phillips, Alabama A&M (II)	1971	24	159	221	71.9
Brandon King, Rowan (III)	2005	26	141	196	71.9
Jon Rosner, Yeshiva (III)	1991	22	141	196	71.9
Gregg Northington, Alabama St. (II)	1971	26	324	451	71.8
Pete Metzelaars, Wabash (III)	1979	24	122	170	71.8

THREE-POINT FIELD GOALS MADE

Player, Team (Division)	Season	G	3FG
Jeff Clement, Grinnell (III)	1998	22	186
Alex Williams, Sacramento St. (II)	1988	30	167
Jeff Clement, Grinnell (III)	1999	22	166
Markus Hallgrimson, Mont. St.-Billings (II)	2000	26	160
Ed Brands, Grinnell (III)	1996	24	158
Darrin Fitzgerald, Butler (I)	1987	28	158
Billy Shivers, Redlands (III)	2004	25	153
Freddie Banks, UNLV (I)	1987	39	152
Yandel Brown, Columbus St. (II)	2005	32	148
Eric Kline, Northern St. (II)	1994	33	148

Player, Team (Division)	Season	G	3FG
Eric Kline, Northern St. (II)	1995	30	148
Randy Rutherford, Oklahoma St. (I)	1995	37	146
Chris Peterson, Eureka (III)	1994	31	145
Dennis Stanton, Ursinus (III)	2004	27	140
Terrence Woods, Florida A&M (I)	2004	31	140
Mike Taylor, West Virginia St. (II)	2004	32	140
Terrence Woods, Florida A&M (I)	2003	28	139
Shawn Pughsley, Central Okla. (II)	1998	32	139
Demon Brown, Charlotte (I)	2003	29	137
Dennis Scott, Georgia Tech (I)	1990	35	137
Steve Diekmann, Grinnell (III)	1995	20	137
Steve Nordlund, Grinnell (III)	2002	24	137
Rashad Phillips, Detroit (I)	2001	35	136
Pat Carroll, St. Joseph's (I)	2005	35	135
Jed Bedford, Columbus St. (II)	2003	32	135
Reece Gliko, Mont. St.-Billings (II)	1997	28	135
Ray Gutierrez, California (Pa.) (II)	1993	27	135
Jason Garrow, Augustana (S.D.) (II)	1992	27	135

THREE-POINT FIELD GOALS MADE PER GAME

Player, Team (Division)	Season	G	3FG	Avg.
Jeff Clement, Grinnell (III)	1998	22	186	8.45
Jeff Clement, Grinnell (III)	1999	22	166	7.55
Steve Diekmann, Grinnell (III)	1995	20	137	6.85
Ed Brands, Grinnell (III)	1996	24	158	6.58
Ed Brands, Grinnell (III)	1995	20	129	6.45
Markus Hallgrimson, Mont. St.-Billings (II)	2000	26	160	6.15
Billy Shivers, Redlands (III)	2004	25	153	6.12
Steve Nordlund, Grinnell (III)	2002	24	137	5.71
Darrin Fitzgerald, Butler (I)	1987	28	158	5.64
Steve Diekmann, Grinnell (III)	1994	21	117	5.57
Alex Williams, Sacramento St. (II)	1988	30	167	5.57
Chris Jans, Loras (III)	1991	25	133	5.32
Woody Piirto, Grinnell (III)	1999	22	117	5.32
Dennis Stanton, Ursinus (III)	2004	27	140	5.19
Jeff Clement, Grinnell (III)	1997	22	113	5.14
Mark Bedell, Fisk (III)	1997	19	97	5.11
Jason Garrow, Augustana (S.D.) (II)	1992	27	135	5.00
David Bailey, Concordia (III.) (III)	1994	24	120	5.00
Terrence Woods, Florida A&M (I)	2003	28	139	4.96
Eric Kline, Northern St. (II)	1995	30	148	4.93
Ray Gutierrez, California (Pa.) (II)	1993	29	142	4.90
Steve Brown, West Ala. (II)	2000	26	126	4.85
Antonio Harris, LeMoyne-Owen (II)	1999	26	126	4.85
Kwame Morton, Clarion (II)	1994	26	126	4.85
Reece Gliko, Mont. St.-Billings (II)	1997	28	135	4.82

THREE-POINT FIELD-GOAL PERCENTAGE

Player, Team (Division)	Season	G	3FG	3FGA	Pct.
Reggie James, N.J. Inst. of Tech (III)	1989	29	59	88	67.0
Ray Lee, Hampton (II)	1988	24	39	60	65.0
Glenn Tropf, Holy Cross (I)	1988	29	52	82	63.4
Sean Wightman, Western Mich. (I)	1992	30	48	76	63.2
Chris Miles, N.J. Inst. of Tech (III)	1987	26	41	65	63.1
Steve Hood, Winston-Salem (II)	1988	28	42	67	62.7
Chris Miles, N.J. Inst. of Tech (III)	1989	29	46	75	61.3
Matt Miota, Lawrence (III)	1990	22	33	54	61.1
Mike Bachman, Alma (III)	1991	26	46	76	60.5
Mark Wiley, Fort Hays St. (II)	1990	29	49	81	60.5
Aaron Fehler, Oakland City (II)	1995	26	73	121	60.3
Keith Jennings, East Tenn. St. (I)	1991	33	84	142	59.2
Aaron Baker, Mississippi Col. (II)	1989	27	69	117	59.0
Dave Calloway, Monmouth (I)	1989	28	48	82	58.5
Walter Hurd, Johnson C. Smith (II)	1989	27	49	84	58.3
Matt Hopson, Oakland City (II)	1996	31	84	145	57.9
Ray Magee, Richard Stockton (III)	1988	26	41	71	57.7
Keith Orchard, Whitman (III)	1988	26	42	73	57.5
Jon Bryant, St. Cloud St. (II)	1996	27	54	94	57.4
Adam Harness, Oakland City (II)	1997	26	39	68	57.4
Steve Kerr, Arizona (I)	1988	38	114	199	57.3
Reginald Jones, Prairie View (I)	1987	28	64	112	57.1
Brian O'Donnell, Rutgers-Camden (III)	1988	24	65	114	57.0
Erick Hunt, Methodist (III)	1989	27	45	79	57.0
Eric Harris, Bishop (III)	1987	26	91	160	56.9

FREE-THROW PERCENTAGE

Player, Team (Division)	Season	G	FT	FTA	Pct.
Paul Cluxton, Northern Ky. (II)	1997	35	94	94	100.0
Blake Ahearn, Missouri St. (I)	2004	33	117	120	97.5
Korey Coon, Ill. Wesleyan (III)	2000	25	157	163	96.3
Craig Collins, Penn St. (I)	1985	27	94	98	95.9
Nick Wilkins, Coe (III)	2003	26	66	69	95.7
Chanse Young, Manchester (III)	1998	25	65	68	95.6

Player, Team (Division)	Season	G	FT	FTA	Pct.
Tomas Rimkus, Pace (II)	1997	25	65	68	95.6
Andy Enfield, Johns Hopkins (III)	1991	29	123	129	95.3
J.J. Redick, Duke (I)	2004	37	143	150	95.3
Chris Carideo, Eureka (III)	1992	26	80	84	95.2
Yudi Teichman, Yeshiva (III)	1989	21	119	125	95.2
Steve Drabyn, Belmont (I)	2003	29	78	82	95.1
Rod Foster, UCLA (I)	1982	27	95	100	95.0
C.J. Cowgill, Chaminade (II)	2001	22	113	119	95.0
Clay McKnight, Pacific (I)	2000	24	74	78	94.9
Matt Logie, Lehigh (I)	2003	28	91	96	94.8
Blake Ahearn, Missouri St. (I)	2005	32	90	95	94.7
Brett Davis, Wis.-Oshkosh (III)	1998	27	72	76	94.7
Joe Bueckers, Concordia-Mhead (III)	2004	26	71	75	94.7
Mark Giovino, Babson (III)	1997	28	86	91	94.5
Kent Andrews, McNeese St. (II)	1968	24	85	90	94.4
Billy Newton, Morgan St. (II)	1976	28	85	90	94.4
Carlos Gibson, Marshall (I)	1978	28	84	89	94.4
Danny Basile, Marist (I)	1994	27	84	89	94.4
Mike Sanders, Northern Colo. (II)	1987	28	82	87	94.3
Jim Barton, Dartmouth (I)	1986	26	65	69	94.2
Gary Buchanan, Villanova (I)	2001	31	97	103	94.2

REBOUNDS

Player, Team (Division)	Season	G	Reb.
Elmore Smith, Kentucky St. (II)	1972	33	799
Marvin Webster, Morgan St. (II)	1974	33	740
Walt Dukes, Seton Hall (I)	1953	33	734
Maurice Stokes, St. Francis (Pa.) (II)	1955	28	726
Frank Stroncsek, American Int'l (II)	1966	26	717
Maurice Stokes, St. Francis (Pa.) (II)	1954	26	689
Jim Ahrens, Buena Vista (II)	1962	28	682
Elmore Smith, Kentucky St. (II)	1970	30	682
R.C. Owens, Albertson (II)	1954	25	677
Wilbert Jones, Albany St. (Ga.) (II)	1969	28	670
Leroy Wright, Pacific (I)	1959	26	652
Tom Gola, La Salle (I)	1954	30	652
Jim Smith, Steubenville (II)	1957	26	651
Marvin Webster, Morgan St. (II)	1973	28	650
Tom Hart, Middlebury (II)	1955	22	649
Charlie Tyra, Louisville (I)	1956	29	645
Jackie Jackson, Virginia Union (II)	1961	26	641
Vincent White, Savannah St. (II)	1972	29	633
Paul Silas, Creighton (I)	1964	29	631
Bill Thieben, Hofstra (II)	1955	26	627
Lucious Jackson, Tex.-Pan American (II)	1963	32	626
Elvin Hayes, Houston (I)	1968	33	624
Vincent White, Savannah St. (II)	1970	27	624
Artis Gilmore, Jacksonville (I)	1970	28	621
Bill Thieben, Hofstra (II)	1954	24	620
Tom Hart, Middlebury (II)	1956	21	620

(Since 1973)

Marvin Webster, Morgan St. (II)	1974	33	740
Marvin Webster, Morgan St. (II)	1973	28	650
Major Jones, Albany St. (Ga.) (II)	1975	27	608
Marvin Barnes, Providence (I)	1974	32	597
Joe Manley, Bowie St. (III)	1976	29	579
Marvin Barnes, Providence (I)	1973	30	571
Earl Williams, Winston-Salem (II)	1974	26	553
John Jordan, Southern Me. (III)	1978	29	536
Charles Oakley, Virginia Union (III)	1985	31	535
Lawrence Johnson, Prairie View (II)	1974	23	519
Andre Means, Sacred Heart (II)	1977	32	516
Major Jones, Albany St. (Ga.) (II)	1975	25	513
Kermit Washington, American (I)	1973	25	511
Bill Walton, UCLA (I)	1973	30	506
Larry Bird, Indiana St. (I)	1979	34	505
Harvey Jones, Alabama St. (II)	1974	28	503
Larry Kenon, Memphis (I)	1973	30	501
Akeem Olajuwon, Houston (I)	1984	37	500
Andre Means, Sacred Heart (II)	1978	30	493
Ricky Mahorn, Hampton (II)	1980	31	490
Rob Roesch, Staten Island (II)	1989	31	482
Howard Shockley, Salisbury (III)	1974	27	482
Keith Woolfolk, Upper Iowa (III)	1978	26	479
Leonard Robinson, Tennessee St. (II)	1974	28	478
Major Jones, Albany St. (Ga.) (II)	1976	24	475

REBOUND AVERAGE

Player, Team (Division)	Season	G	Reb.	Avg.
Tom Hart, Middlebury (II)	1956	21	620	29.5
Tom Hart, Middlebury (II)	1955	22	649	29.5
Frank Stroncsek, American Int'l (II)	1966	26	717	27.6
R.C. Owens, Albertson (II)	1954	25	677	27.1

Player, Team (Division)	Season	G	Reb.	Avg.
Maurice Stokes, St. Francis (Pa.) (II)	1954	26	689	26.5
Ellerbe Neal, Wofford (II)	1953	23	609	26.5
Roman Turmon, Clark Atlanta (II)	1954	23	602	26.2
Pat Callahan, Lewis (II)	1955	20	523	26.2
Hank Brown, Mass.-Lowell (II)	1966	19	496	26.1
Maurice Stokes, St. Francis (Pa.) (II)	1955	28	726	25.9
Bill Thieben, Hofstra (II)	1954	24	620	25.8
Dean Sandifer, Lakeland (II)	1965	23	592	25.7
Charlie Slack, Marshall (I)	1955	21	538	25.6
Charles Wrinn, Trinity (Conn.) (II)	1952	19	486	25.6
Leroy Wright, Pacific (I)	1959	26	652	25.1
Jim Smith, Steubenville (II)	1957	26	651	25.0
Marv Becker, Widener (I)	1958	18	450	25.0
Tony Williams, St. Francis (Me.) (II)	1971	24	599	25.0
Ernie Brock, Virginia St. (II)	1964	24	597	24.9
Russell Jackson, Southern U. (II)	1970	22	544	24.7
Gerry Govan, St. Mary's (Kan.) (II)	1963	18	445	24.7
Merv Shorr, CCNY (II)	1954	18	444	24.7
Art Quimby, Connecticut (I)	1955	25	611	24.4
Charlie Slack, Marshall (I)	1956	22	520	23.6
Ed Conlin, Fordham (I)	1953	26	612	23.5

(Since 1973)

Marvin Webster, Morgan St. (II)	1973	28	650	23.2
Lawrence Johnson, Prairie View (II)	1974	23	519	22.6
Major Jones, Albany St. (Ga.) (II)	1975	27	608	22.5
Marvin Webster, Morgan St. (II)	1974	33	740	22.4
Earl Williams, Winston-Salem (II)	1974	26	553	21.3
Major Jones, Albany St. (Ga.) (II)	1975	25	513	20.5
Kermit Washington, American (I)	1973	25	511	20.4
Larry Gooding, St. Augustine's (II)	1974	22	443	20.1
Joe Manley, Bowie St. (III)	1976	29	579	20.0
Fred Petty, Southern N.H. (III)	1974	22	436	19.8
Major Jones, Albany St. (Ga.) (II)	1976	24	475	19.8
Larry Williams, Pratt (III)	1977	24	457	19.0
Marvin Barnes, Providence (I)	1973	30	571	19.0
Calvin Robinson, Mississippi Val. (II)	1976	23	432	18.8
Larry Williams, Pratt (III)	1977	17	318	18.7
Larry Parker, Plattsburgh St. (III)	1975	23	430	18.7
Marvin Barnes, Providence (I)	1974	32	597	18.7
Charles Greer, Thomas (III)	1977	17	318	18.7
John Jordan, Southern Me. (III)	1978	29	536	18.5
Keith Woolfolk, Upper Iowa (III)	1978	26	479	18.4
Michael Stubbs, Trinity (Conn.) (III)	1990	22	398	18.1
Mike Taylor, Pratt (III)	1978	23	414	18.0
Harvey Jones, Alabama St. (II)	1974	28	503	18.0
Walt Edwards, Husson (III)	1976	26	467	18.0
Scott Mountz, California (Pa.) (II)	1978	24	431	18.0

ASSISTS

Player, Team (Division)	Season	G	Ast.
Mark Wade, UNLV (I)	1987	38	406
Steve Ray, Bridgeport (II)	1989	32	400
Avery Johnson, Southern U. (I)	1988	30	399
Robert James, Kean (III)	1989	29	391
Steve Ray, Bridgeport (II)	1990	33	385
Anthony Manuel, Bradley (I)	1988	31	373
Tony Smith, Pfeiffer (II)	1992	35	349
Avery Johnson, Southern U. (I)	1987	31	333
Mark Jackson, St. John's (N.Y.) (I)	1986	32	328
Sherman Douglas, Syracuse (I)	1989	38	326
Tennyson Whitted, Ramapo (III)	2002	29	319
Greg Anthony, UNLV (I)	1991	35	310
Sam Crawford, New Mexico St. (I)	1993	34	310
Reid Gettys, Houston (I)	1984	37	309
Jim Ferrer, Bentley (II)	1989	31	309
Rob Paternostro, Southern N.H. (II)	1995	33	309
Carl Golson, Loyola (Ill.) (I)	1985	33	305
Craig Neal, Georgia Tech (I)	1988	32	303
Keith Jennings, East Tenn. St. (I)	1991	33	301
Brian Gregory, Oakland (II)	1989	28	300
Doug Gottlieb, Oklahoma St. (I)	1999	34	299
Chris Corchiani, North Carolina St. (I)	1991	31	299
Charles Jordan, Erskine (II)	1992	34	298
Keith Jennings, East Tenn. St. (I)	1990	34	297
Ricky Spicer, Wis.-Whitewater (III)	1989	31	295

ASSIST AVERAGE

Player, Team (Division)	Season	G	Ast.	Avg.
Robert James, Kean (III)	1989	29	391	13.48
Avery Johnson, Southern U. (I)	1988	30	399	13.30
Steve Ray, Bridgeport (II)	1989	32	400	12.50
Anthony Manuel, Bradley (I)	1988	31	373	12.03
Steve Ray, Bridgeport (II)	1990	33	385	11.66

Player, Team (Division)	Season	G	Ast.	Avg.
Demetri Beekman, Assumption (II)	1993	23	264	11.47
Albert Kirchner, Mt. St. Vincent (III)	1990	24	267	11.12
Tennyson Whitted, Ramapo (III)	2002	29	319	11.00
Ernest Jenkins, N.M. Highlands (II)	1995	27	291	10.78
Avery Johnson, Southern U. (I)	1987	31	333	10.74
Brian Gregory, Oakland (II)	1989	28	300	10.71
Mark Wade, UNLV (I)	1987	38	406	10.68
Ron Torgalski, Hamilton (III)	1989	26	275	10.57
Brent Schremp, Slippery Rock (II)	1995	25	259	10.36
Louis Adams, Rust (III)	1989	22	227	10.31
Ernest Jenkins, N.M. Highlands (II)	1994	27	277	10.31
Adrian Hutt, Metro St. (II)	1991	28	285	10.17
Nelson Haggerty, Baylor (I)	1995	28	284	10.14
Tony Smith, Pfeiffer (II)	1992	35	349	9.97
Jim Ferrer, Bentley (II)	1989	31	309	9.96
Glenn Williams, Holy Cross (I)	1989	28	278	9.92
Eric Johnson, Coe (III)	1991	24	238	9.91
Todd Chappell, Texas Wesleyan (II)	2000	27	263	9.74
Joe Marcotte, N.J. Inst. of Tech (III)	1995	30	292	9.73
Phil Dixon, Shenandoah (III)	1994	26	253	9.73

BLOCKED SHOTS

Player, Team (Division)	Season	G	Blk.
David Robinson, Navy (I)	1986	35	207
Tory Black, N.J. Inst. of Tech (III)	1997	26	198
Neil Edwards, York (N.Y.) (III)	2000	26	193
Ira Nicholson, Mt. St. Vincent (III)	1995	28	188
Adonal Foyle, Colgate (I)	1997	28	180
Keith Closs, Central Conn. St. (I)	1996	28	178
Shawn Bradley, Brigham Young (I)	1991	34	177
John Bunch, Lincoln (Pa.) (III)	2004	25	173
Wojciech Mydra, La.-Monroe (I)	2002	32	172
Alonzo Mourning, Georgetown (I)	1989	34	169
Shacun Malave, City Tech (III)	2004	28	167
Deng Gai, Fairfield (I)	2005	30	165
Adonal Foyle, Colgate (I)	1996	29	165
Ira Nicholson, Mt. St. Vincent (III)	1996	27	163
Ken Johnson, Ohio St. (I)	2000	30	161
Alonzo Mourning, Georgetown (I)	1992	32	160
James Doyle, Concord (II)	1998	30	157
Shaquille O'Neal, LSU (I)	1992	30	157
Emeka Okafor, Connecticut (I)	2003	33	156
Roy Rogers, Alabama (I)	1996	32	156
Antonio Harvey, Pfeiffer (II)	1993	29	155
Ira Nicholson, Mt. St. Vincent (III)	1997	24	151
Dikembe Mutombo, Georgetown (I)	1991	32	151
Antoine Hyman, Keuka (III)	1997	26	148
Emeka Okafor, Connecticut (I)	2004	36	147
Tarvis Williams, Hampton (I)	2001	32	147
Adonal Foyle, Colgate (I)	1995	30	147

BLOCKED-SHOT AVERAGE

Player, Team (Division)	Season	G	Blk.	Avg.
Tory Black, N.J. Inst. of Tech (III)	1997	26	198	7.62
Neil Edwards, York (N.Y.) (III)	2000	26	193	7.42
John Bunch, Lincoln (Pa.) (III)	2004	25	173	6.92
Ira Nicholson, Mt. St. Vincent (III)	1995	28	188	6.71
Adonal Foyle, Colgate (I)	1997	28	180	6.43
Keith Closs, Central Conn. St. (I)	1996	28	178	6.36
Ira Nicholson, Mt. St. Vincent (III)	1997	24	151	6.29
Ira Nicholson, Mt. St. Vincent (III)	1996	27	163	6.04
Shacun Malave, City Tech (III)	2004	28	167	5.96
David Robinson, Navy (I)	1986	35	207	5.91
Antoine Hyman, Keuka (III)	1997	26	148	5.69
Adonal Foyle, Colgate (I)	1996	29	165	5.69
Neil Edwards, York (N.Y.) (III)	1999	26	144	5.54
Deng Gai, Fairfield (I)	2005	30	165	5.50
Johnny Woods, Wesley (II)	2000	24	132	5.50
Shawn James, Northeastern (I)	2005	25	136	5.44
Wojciech Mydra, La.-Monroe (I)	2002	32	172	5.38
Ken Johnson, Ohio St. (I)	2000	30	161	5.37
Keith Closs, Central Conn. St. (I)	1995	26	139	5.35
Antonio Harvey, Pfeiffer (II)	1993	29	155	5.34
Antoine Hyman, Keuka (III)	1996	25	131	5.24
James Doyle, Concord (II)	1998	30	157	5.23
Shaquille O'Neal, LSU (I)	1992	30	157	5.23
Shawn Bradley, Brigham Young (I)	1991	34	177	5.21
Wojciech Mydra, La.-Monroe (I)	2000	28	144	5.14
Theo Ratliff, Wyoming (I)	1995	28	144	5.14
Cedric Lewis, Maryland (I)	1991	28	143	5.11

STEALS

Player, Team (Division)	Season	G	Stl.
Moses Jean-Pierre, Plymouth St. (III)	1994	30	189
Daniel Martinez, McMurry (III)	2000	29	178
Desmond Cambridge, Alabama A&M (I)	2002	29	160
Mookie Blaylock, Oklahoma (I)	1988	39	150
Purvis Presha, Stillman (III)	1996	25	144
Aldwin Ware, Florida A&M (I)	1988	29	142
John Linehan, Providence (I)	2002	31	139
J.R. Gamble, Queens (N.C.) (II)	2001	32	139
Darron Brittman, Chicago St. (I)	1986	28	139
Tennyson Whitted, Ramapo (III)	2002	29	138
Nadav Henefeld, Connecticut (I)	1990	37	138
Matt Newton, Principia (III)	1994	25	138
John Gallogly, Salve Regina (III)	1997	24	137
Mookie Blaylock, Oklahoma (I)	1989	35	131
Ronn McMahon, Eastern Wash. (I)	1990	29	130
Wayne Copeland, Lynn (II)	2000	26	129
Greg Dean, Concordia-M'head (III)	1997	23	126
Scott Clarke, Utica (III)	1995	24	126
Obie Trotter, Alabama A&M (I)	2005	32	125
Wayne Copeland, Lynn (II)	1999	31	125
Allen Iverson, Georgetown (I)	1996	37	124
Marty Johnson, Towson (I)	1988	30	124
Eric Coley, Tulsa (I)	2000	37	123
Deron Black, Allegheny (III)	1996	27	123
Terrance Gist, S.C. Upstate (II)	1998	29	122
Devlin Herring, Pitt.-Johnstown (II)	1997	27	122
David Brown, Westfield St. (III)	1994	25	122

STEAL AVERAGE

Player, Team (Division)	Season	G	Stl.	Avg.
Moses Jean-Pierre, Plymouth St. (III)	1994	30	189	6.30
Daniel Martinez, McMurry (III)	2000	29	178	6.14
Purvis Presha, Stillman (III)	1996	25	144	5.76
John Gallogly, Salve Regina (III)	1997	24	137	5.71
Matt Newton, Principia (III)	1994	25	138	5.52
Desmond Cambridge, Alabama A&M (I)	2002	29	160	5.52
Barry Aranoff, Yeshiva (III)	1995	22	121	5.50
Greg Dean, Concordia-M'head (III)	1997	23	126	5.48
John Gallogly, Salve Regina (III)	1998	23	121	5.26
Scott Clarke, Utica (III)	1995	24	126	5.25
Darron Brittman, Chicago St. (I)	1986	28	139	4.96
Wayne Copeland, Lynn (II)	2000	26	129	4.96
Joel Heckendorf, Martin Luther (III)	1996	17	84	4.94
Aldwin Ware, Florida A&M (I)	1988	29	142	4.90
David Brown, Westfield St. (III)	1994	25	122	4.88
Ivo Moyano, Polytechnic (N.Y.) (III)	1994	19	91	4.78
Tennyson Whitted, Ramapo (III)	2002	29	138	4.76
Mario Thompson, Occidental (III)	1999	24	114	4.75
Benny West, Howard Payne (III)	2004	25	116	4.64
Keith Darden, Concordia-Austin (III)	2001	24	111	4.63
Moses Jean-Pierre, Plymouth St. (III)	1993	25	114	4.56
Deron Black, Allegheny (III)	1996	27	123	4.56
Scott Clark, Utica (III)	1996	26	118	4.54
John Morris, Bluefield St. (II)	1994	23	104	4.52
Devlin Herring, Pitt.-Johnstown (II)	1997	27	122	4.52

Career Records

POINTS

Player, Team (Division)	Last Season	Yrs.	G	FG	3FG	FT	Pts.
Travis Grant, Kentucky St. (II)	1972	4	121	1,760	—	525	4,045
Bob Hopkins, Grambling (II)	1956	4	126	1,403	—	953	3,759
Pete Maravich, LSU (I)	1970	3	83	1,387	—	893	3,667
Dwight Lamar, La.-Lafayette (II & I)	1973	4	112	1,445	—	603	3,493
Tony Smith, Pfeiffer (II)	1992	4	126	1,150	431	619	3,350
Ernest Lee, Clark Atlanta (II)	1987	4	115	1,270	35	723	3,298
Joe Miller, Alderson-Broaddus (II)	1957	4	129	1,082	—	1,130	3,294
John Rinka, Kenyon (II)	1970	4	99	1,261	—	729	3,251
Freeman Williams, Portland St. (I)	1978	4	106	1,369	—	511	3,249
Lionel Simmons, La Salle (I)	1990	4	131	1,244	56	673	3,217
Dick Barnett, Tennessee St. (II)	1959	4	136	1,312	—	585	3,209
Alphonso Ford, Mississippi Val. (I)	1993	4	109	1,121	333	590	3,165
Willie Scott, Alabama St. (II)	1969	4	103	1,277	—	601	3,155
Harry Kelly, Texas Southern (I)	1983	4	110	1,234	—	598	3,066
Johnnie Allen, Bethune-Cookman (II)	1969	4	111	1,306	—	446	3,058
Bennie Swain, Texas Southern (II)	1958	4	137	1,157	—	694	3,008
Hersey Hawkins, Bradley (I)	1988	4	125	1,100	118	690	3,008

Player, Team (Division)	Last Season	Yrs.	G	FG	3FG	FT	Pts.
Rich Fuqua, Oral Roberts (II & I)	1973	4	111	1,273	—	458	3,004
Lambert Shell, Bridgeport (II)	1992	4	132	1,102	22	775	3,001
Oscar Robertson, Cincinnati (I)	1960	3	88	1,052	—	869	2,973
Carl Hartman, Alderson-Broaddus (II)	1955	4	118	1,124	—	711	2,959
Danny Manning, Kansas (I)	1988	4	147	1,216	10	509	2,951
Andre Foreman, Salisbury (III)	1992	5	109	1,141	68	592	2,940
Earl Monroe, Winston-Salem (II)	1967	4	110	1,158	—	619	2,935
Alfredrick Hughes, Loyola (III)	1985	4	120	1,226	—	462	2,914

SCORING AVERAGE
(Minimum 1,500 points)

Player, Team (Division)	Last Season	Yrs.	G	FG	3FG	FT	Pts.	Avg.
Pete Maravich, LSU (I)	1970	3	83	1,387	—	893	3,667	44.2
Austin Carr, Notre Dame (I)	1971	3	74	1,017	—	526	2,560	34.6
Oscar Robertson, Cincinnati (I)	1960	3	88	1,052	—	869	2,973	33.8
Travis Grant, Kentucky St. (II)	1972	4	121	1,760	—	525	4,045	33.4
Calvin Murphy, Niagara (I)	1970	3	77	947	—	654	2,548	33.1
John Rinka, Kenyon (II)	1970	4	99	1,261	—	729	3,251	32.8
Dwain Givan, Bishop (III)	1975	2	55	750	—	305	1,805	32.8
Florindo Vieira, Quinnipiac (II)	1957	4	69	761	—	741	2,263	32.8
Dwight Lamar, La-Lafayette (I)	1973	2	57	768	—	326	1,862	32.7
Frank Selvy, Furman (I)	1954	3	78	922	—	694	2,538	32.5
Rick Mount, Purdue (I)	1970	3	72	910	—	503	2,323	32.3
Darrell Floyd, Furman (I)	1956	3	71	868	—	545	2,281	32.1
Nick Werkman, Seton Hall (I)	1964	3	71	812	—	649	2,273	32.0
Willie Humes, Idaho St. (I)	1971	2	48	565	—	380	1,510	31.5
William Averitt, Pepperdine (I)	1973	2	48	615	—	311	1,541	31.4
Elgin Baylor, Albertson/Seattle (I)	1958	3	80	956	—	588	2,500	31.3
Willie Shaw, Lane (II)	1964	4	76	960	—	459	2,379	31.3
Mike Davis, Virginia Union (II)	1969	4	89	1,014	—	730	2,758	31.0
Elvin Hayes, Houston (I)	1968	3	93	1,215	—	454	2,884	31.0
Freeman Williams, Portland St. (I)	1978	4	106	1,369	—	511	3,249	30.7
Willie Scott, Alabama St. (II)	1969	4	103	1,277	—	601	3,155	30.6
Dave Russell, Shepherd (III)	1975	2	60	710	—	413	1,833	30.6
Larry Bird, Indiana St. (I)	1979	3	94	1,154	—	542	2,850	30.3
Carlos Knox, IUPUI (II)	1998	4	85	832	208	684	2,556	30.1
George Gilmore, Chaminade (II)	1992	2	51	485	174	387	1,531	30.0

FIELD-GOAL PERCENTAGE
(Minimum 400 field goals)

Player, Team (Division)	Last Season	Yrs.	G	FG	FGA	Pct.
Tony Rychlec, Mass. Maritime (III)	1983	3	55	509	692	73.6
Pete Metzelaars, Wabash (III)	1982	4	103	784	1,083	72.4
Todd Linder, Tampa (II)	1987	4	122	909	1,284	70.8
Tom Schurfranz, Bellarmine (II)	1992	4	112	742	1,057	70.2
Chad Scott, California (Pa.) (II)	1994	4	115	465	664	70.0
Ricky Nedd, Appalachian St. (I)	1994	4	113	412	597	69.0
Ed Phillips, Alabama A&M (II)	1971	4	95	610	885	68.9
Stephen Scheffler, Purdue (I)	1990	4	110	408	596	68.5
Ulysses Hackett, S.C. Upstate (II)	1992	3	90	824	1,213	67.9
Larry Tucker, Lewis (II)	1983	3	84	677	994	67.8
Steve Johnson, Oregon St. (I)	1981	4	116	828	1,222	67.8
Michael Bradley, Kentucky/Villanova (I)	2001	4	100	441	651	67.7
Otis Evans, Wayne St. (Mich.) (II)	1992	4	106	472	697	67.7
Maurice Woods, Potsdam St. (III)	1982	3	93	559	829	67.4
Matthew Cornegay, Tuskegee (II)	1982	4	105	524	783	66.9
Earl Keith, Stony Brook (III)	1979	4	94	777	1,161	66.9
Murray Brown, Florida St. (I)	1980	4	106	566	847	66.8
Ray Strozier, Central Mo. St. (II)	1981	4	110	563	843	66.8
Dennis Edwards, Fort Hays St. (II)	1995	2	59	666	998	66.7
James Morris, Central Okla. (II)	1993	4	76	532	798	66.7
Dan Rush, Bridgewater (Va.) (III)	1995	4	102	712	1,069	66.6
Lee Campbell, Middle Tenn./Missouri St. (I)	1990	3	88	411	618	66.5
Warren Kidd, Middle Tenn. (I)	1993	3	83	496	747	66.4
Todd MacCulloch, Washington (I)	1999	4	115	702	1,058	66.4
Joe Senser, West Chester (I)	1979	4	96	476	719	66.2
Lance Berwald, North Dakota St. (II)	1984	2	58	475	717	66.2

THREE-POINT FIELD GOALS

Player, Team (Division)	Last Season	Yrs.	G	3FG
Jeff Clement, Grinnell (III)	1999	4	91	516
Steve Nordlund, Grinnell (III)	2004	4	97	449
Stephen Dye, Alderson-Broaddus (II)	2005	4	121	443
Steve Moyer, Gannon (II)	1999	4	112	442
Tony Smith, Pfeiffer (II)	1992	4	126	431
Curtis Staples, Virginia (I)	1998	4	122	413
Kwame Morton, Clarion (II)	1994	4	105	411
Keith Veney, Lamar/Marshall (I)	1997	4	111	409
Tarvoris Uzoigwe, Henderson St. (II)	2005	4	119	404

Player, Team (Division)	Last Season	Yrs.	G	3FG
Chris Carideo, Widener (III)	1995	4	103	402
Doug Day, Radford (I)	1993	4	117	401
Michael Watson, UMKC (I)	2004	4	117	391
Gary Duda, Merrimack (II)	1992	4	122	389
Mike Taylor, West Virginia St. (II)	2004	4	116	378
Ronnie Schmitz, UMKC (I)	1993	4	112	378
Mark Alberts, Akron (I)	1993	4	107	375
Brett Blizzard, UNC Wilmington (I)	2003	4	125	371
Kyle Korver, Creighton (I)	2003	4	128	371
Markus Hallgrimson, Mont. St.-Billings (II)	2000	3	82	371
Steve Diekmann, Grinnell (III)	1995	4	85	371
Pat Bradley, Arkansas (I)	1999	4	132	366
Bryce Drew, Valparaiso (I)	1998	4	121	364
Jeff Fryer, Loyola Marymount (I)	1990	4	112	363
Brendan Twomey, Mt. St. Mary (N.Y.)/Oneonta St. (III)	2004	4	109	362
Matt Garvey, Bates (III)	1997	4	95	361
T.J. Sorrentine, Vermont (I)	2005	4	120	354
Columbus Parker, Johnson C. Smith (II)	1993	4	115	354
Gary Paul, Indianapolis (II)	1990	4	111	354
Ray Wilson, UC Santa Cruz (III)	1992	4	100	354

THREE-POINT FIELD GOALS PER GAME
(Minimum 200 three-point field goals)

Player, Team (Division)	Last Season	Yrs.	G	3FG	Avg.
Jeff Clement, Grinnell (III)	1999	4	91	516	5.67
Antonio Harris, LeMoyn-Owen (II)	1999	2	52	245	4.71
Steve Nordlund, Grinnell (III)	2004	4	97	449	4.63
Timothy Pollard, Mississippi Val. (I)	1989	2	56	256	4.57
Markus Hallgrimson, Mont. St.-Billings (II)	2000	3	82	371	4.52
Ed Brands, Grinnell (III)	1996	4	78	347	4.45
Steve Diekmann, Grinnell (III)	1995	4	85	371	4.36
Sydney Grider, La-Lafayette (I)	1990	2	58	253	4.36
Alex Williams, Sacramento St. (II)	1988	2	58	247	4.26
Yandel Brown, Columbus St. (II)	2005	2	63	264	4.19
Tommie Spearman, Columbus St. (II)	1995	2	56	233	4.16
Reece Gliko, Mont. St.-Billings (II)	1997	2	56	231	4.13
Steve Matthews, Emerson (III)/Wentworth Inst. (III)	2000	3	81	334	4.12
Danny Phillips, Mont. St.-Billings (II)	2002	2	55	222	4.03
Brian Merrifweather, Tex.-Pan American (I)	2001	3	84	332	3.95
Steve Moyer, Gannon (II)	1999	4	112	442	3.95
Kwame Morton, Clarion (II)	1994	4	105	411	3.91
Chris Carideo, Widener (III)	1995	4	103	402	3.90
Josh Heard, Tennessee Tech (I)	2000	2	55	210	3.82
Matt Garvey, Bates (III)	1997	4	95	361	3.80
Shawn Williams, Central Okla. (III)	1991	3	57	212	3.72
Zoderick Green, Central Okla. (II)	1995	3	57	212	3.72
Kareem Townes, La Salle (I)	1995	3	81	300	3.70
Keith Veney, Lamar/Marshall (I)	1997	4	111	409	3.68
Stephen Dye, Alderson-Broaddus (II)	2005	4	121	443	3.66
Mike Sinclair, Bowie St. (II)	1989	3	82	299	3.65
Tai Crutchfield, Philadelphia U. (II)	2001	2	58	210	3.62

THREE-POINT FIELD-GOAL PERCENTAGE
(Minimum 200 three-point field goals)

Player, Team (Division)	Last Season	Yrs.	G	3FG	3FGA	Pct.
Scott Martin, Rollins (II)	1991	4	104	236	460	51.3
Jeff Seifriz, Wis.-Whitewater (III)	1989	3	85	217	423	51.3
Chris Peterson, Eureka (III)	1994	4	78	215	421	51.1
Todd Woelfle, Oakland City (II)	1998	4	103	210	412	51.0
Everett Foxx, Ferrum (III)	1992	4	104	315	630	50.0
Tony Bennett, Wis.-Green Bay (I)	1992	4	118	290	584	49.7
Matt Markle, Shippensburg (II)	1992	4	101	202	408	49.5
Keith Jennings, East Tenn. St. (I)	1991	4	127	223	452	49.3
Brad Alberts, Ripon (III)	1992	4	95	277	563	49.2
Jeff Jones, Lycoming (III)	1989	3	71	232	472	49.2
Troy Greenlee, DePauw (III)	1991	4	106	232	473	49.0
Paul Cluxton, Northern Ky. (II)	1997	4	122	303	619	48.9
Lance Gelnett, Millersville (II)	1992	4	109	266	547	48.6
David Todd, Pomona-Pitzer (III)	1990	4	84	212	439	48.3
Al Callejas, Scranton (III)	2001	4	90	225	466	48.3
Antonio Harris, LeMoyn-Owen (II)	1999	2	52	245	510	48.0
Jason Bullock, Indiana (Pa.) (II)	1995	4	88	235	491	47.9
Matt Ripaldi, Southern N.H. (II)	1995	4	95	205	431	47.6
Kirk Manns, Michigan St. (I)	1990	4	120	212	446	47.5
Tim Locum, Wisconsin (I)	1991	4	118	227	481	47.2
Mark Willey, Fort Hays St. (II)	1992	4	117	224	478	46.9
David Olson, Eastern Ill. (I)	1992	4	111	262	562	46.6
Todd Bowden, Randolph-Macon (II)	1989	3	84	229	491	46.6
Ross Ladd, Northern Ariz. (I)	2000	4	117	308	664	46.4
Dan Dickau, Washington/Gonzaga (I)	2002	4	97	215	465	46.2

FREE-THROW PERCENTAGE

(Minimum 300 free throws made)

Player, Team (Division)	Last Season	Yrs.	G	FT	FTA	Pct.
Gary Buchanan, Villanova (I)	2003	4	122	324	355	91.3
Korey Coon, Ill. Wesleyan (III)	2000	4	109	449	492	91.3
Greg Starrick, Kentucky/Southern Ill. (I)	1972	4	72	341	375	90.9
Ryan Knuppel, Elmhurst (III)	2001	4	102	288	317	90.9
Jack Moore, Nebraska (I)	1982	4	105	446	495	90.1
Steve Henson, Kansas St. (I)	1990	4	127	361	401	90.0
Steve Alford, Indiana (I)	1987	4	125	535	596	89.8
Bob Lloyd, Rutgers (I)	1967	3	77	543	605	89.8
Jake Sullivan, Iowa St. (I)	2004	4	123	354	395	89.6
Jim Barton, Dartmouth (I)	1989	4	104	394	440	89.5
Al Callejas, Scranton (III)	2001	4	90	333	372	89.5
Dave Reynolds, Davis & Elkins (III)	1989	4	107	383	429	89.3
Tommy Boyer, Arkansas (I)	1963	3	70	315	353	89.2
Kyle Korver, Creighton (I)	2003	4	128	312	350	89.1
Tim McGraw, Hartwick (III)	1988	4	107	330	371	88.9
Rob Robbins, New Mexico (I)	1991	4	133	309	348	88.8
Brent Jolly, Tennessee Tech (I)	2003	4	123	347	391	88.7
Marcus Wilson, Evansville (I)	1999	4	119	455	513	88.7
Sean Miller, Pittsburgh (I)	1992	4	128	317	358	88.5
Ron Perry, Holy Cross (I)	1980	4	109	680	768	88.5
Joe Crispin, Penn St. (I)	2001	4	127	448	506	88.5
Joe Dykstra, Western Ill. (I)	1983	4	117	587	663	88.5
Michael Shue, Lock Haven (II)	1997	4	92	354	400	88.5
Mike Joseph, Bucknell (I)	1990	4	115	397	449	88.4

REBOUNDS

Player, Team (Division)	Last Season	Yrs.	G	Reb.
Jim Smith, Steubenville (II)	1958	4	112	2,334
Marvin Webster, Morgan St. (II)	1975	4	114	2,267
Tom Gola, La Salle (I)	1955	4	118	2,201
Major Jones, Albany St. (Ga.) (II)	1976	4	105	2,052
Joe Holup, George Washington (I)	1956	4	104	2,030
Charles Hardnett, Grambling (II)	1962	4	117	1,983
Jim Ahrens, Buena Vista (II)	1962	4	95	1,977
Elmore Smith, Kentucky St. (II)	1971	3	85	1,917
Charlie Slack, Marshall (I)	1956	4	88	1,916
Zelmo Beatty, Prairie View (II)	1962	4	97	1,916
Ed Conlin, Fordham (I)	1955	4	102	1,884
Hal Booker, Cheyney (II)	1969	4	103	1,882
Bill Thieben, Hofstra (II)	1956	3	76	1,837
Maurice Stokes, St. Francis (Pa.) (II)	1955	3	72	1,812
Dickie Hemric, Wake Forest (I)	1955	4	104	1,802
Paul Silas, Creighton (I)	1964	3	81	1,751
James Morgan, Md.-East. Shore (II)	1970	4	95	1,747
Tom Hart, Middlebury (II)	1956	3	63	1,738
Joe Casey, Boston St. (II)	1969	4	102	1,733
Art Quimby, Connecticut (I)	1955	4	80	1,716
Jerry Harper, Alabama (I)	1956	4	93	1,688
Jeff Cohen, William & Mary (I)	1961	4	103	1,679
Steve Hamilton, Morehead St. (I)	1958	4	102	1,675
Herb Lake, Youngstown St. (II)	1959	4	95	1,638
Jim Fay, St. Ambrose (II)	1953	4	95	1,633

(For careers beginning in 1973 or after)

Major Jones, Albany St. (Ga.) (II)	1976	4	105	2,052
Michael Smith, Hamilton (III)	1992	4	107	1,628
Tim Duncan, Wake Forest (I)	1997	4	128	1,570
Derrick Coleman, Syracuse (I)	1990	4	143	1,537
Malik Rose, Drexel (I)	1996	4	120	1,514
Ralph Sampson, Virginia (I)	1983	4	132	1,511
John Jordan, Southern Me. (III)	1981	4	105	1,504
Clemon Johnson, Florida A&M (II)	1978	4	109	1,494
Wayne Robertson, Southern N.H. (II)	1994	4	127	1,487
Larry Parker, Plattsburgh St. (III)	1978	4	85	1,482
Carlos Terry, Winston-Salem (II)	1978	4	117	1,467
Pete Padgett, Nevada (I)	1976	4	104	1,464
Kevin Clark, Clark (Mass.) (III)	1981	4	101	1,450
James Hector, American Int'l (II)	1994	4	115	1,446
Lionel Simmons, La Salle (I)	1990	4	131	1,429
Anthony Bonner, St. Louis (I)	1990	4	133	1,424
E.D. Schecterly, Lynchburg (III)	1980	4	104	1,404
Jeff Covington, Youngstown St. (II)	1978	4	106	1,381
Tyrone Hill, Xavier (I)	1990	4	126	1,380
Larry Sheets, East. Mennonite (III)	1983	4	105	1,378
Popeye Jones, Murray St. (I)	1992	4	123	1,374
Michael Brooks, La Salle (I)	1980	4	114	1,372
John Ebeling, Fla. Southern (II)	1982	4	127	1,362
Xavier McDaniel, Wichita St. (I)	1985	4	117	1,359
John Irving, Arizona/Hofstra (I)	1977	4	103	1,348

REBOUND AVERAGE

(Minimum 800 rebounds)

Player, Team (Division)	Last Season	Yrs.	G	Reb.	Avg.
Tom Hart, Middlebury (II)	1956	3	63	1,738	27.6
Maurice Stokes, St. Francis (Pa.) (II)	1955	3	72	1,812	25.2
Frank Stronczek, American Int'l (II)	1967	3	62	1,549	25.0
Bill Thieben, Hofstra (II)	1956	3	76	1,837	24.2
Hank Brown, Mass.-Lowell (II)	1967	3	49	1,129	23.0
Artis Gilmore, Jacksonville (I)	1970	2	54	1,224	22.7
Elmore Smith, Kentucky St. (II)	1971	3	85	1,917	22.6
Charles Wrinn, Trinity (Conn.) (II)	1953	3	53	1,176	22.2
Roman Turmon, Clark Atlanta (II)	1954	3	60	1,312	21.9
Charlie Slack, Marshall (I)	1956	4	88	1,916	21.8
Tony Misserere, Pratt (II)	1968	3	62	1,348	21.7
Ron Horton, Delaware St. (II)	1968	3	64	1,384	21.6
Paul Silas, Creighton (II)	1964	3	81	1,751	21.6
Leroy Wright, Pacific (I)	1960	3	67	1,442	21.5
Art Quimby, Connecticut (I)	1955	4	80	1,716	21.5
Walt Dukes, Seton Hall (I)	1953	2	59	1,247	21.1
Jim Smith, Steubenville (II)	1958	4	112	2,334	20.8
Jim Ahrens, Buena Vista (II)	1962	4	95	1,977	20.8
Bob Brandes, Upsala (II)	1962	3	74	1,520	20.5
Jackie Jackson, Virginia Union (II)	1961	3	66	1,351	20.5
Bill Russell, San Francisco (I)	1956	3	79	1,606	20.3
Kermit Washington, American (I)	1973	3	73	1,478	20.2
Julius Erving, Massachusetts (I)	1971	2	52	1,049	20.2
Frank Hunter, Northland (II)	1962	4	79	1,581	20.0
Marvin Webster, Morgan St. (II)	1975	4	114	2,267	19.9

(For careers beginning in 1973 or after)

Major Jones, Albany St. (Ga.) (II)	1976	4	105	2,052	19.5
Larry Parker, Plattsburgh St. (III)	1978	4	85	1,482	17.4
Howard Shackley, Salisbury (III & II)	1976	3	76	1,299	17.1
Andre Means, Sacred Heart (II)	1978	2	62	1,009	16.3
Charles Greer, Thomas (III)	1977	3	58	926	16.0
Willie Parr, LeMoyne-Owen (III)	1976	3	76	1,182	15.6
Glenn Masley, Seton Hall (I)	1977	4	83	1,263	15.2
Michael Smith, Hamilton (III)	1992	4	107	1,628	15.2
Dave Kufeld, Yeshiva (III)	1980	4	81	1,222	15.1
Ed Owens, Hampden-Sydney (III)	1980	4	77	1,160	15.1
Tony Rychlec, Mass. Maritime (III)	1983	3	55	812	14.8
Bill Campion, Manhattan (I)	1975	3	74	1,070	14.5
John Jordan, Southern Me. (III)	1981	4	105	1,504	14.4
Kevin Clark, Clark (Mass.) (III)	1981	4	101	1,450	14.4
Antonio Garcia, Ky. Wesleyan (II)	1999	2	70	997	14.2
Mark Veenstra, Calvin (III)	1977	4	89	1,260	14.2
Pete Padgett, Nevada (I)	1976	4	104	1,464	14.1
Rob Roesch, Staten Island (III)	1989	2	61	850	13.9
Clemon Johnson, Florida A&M (II)	1978	4	109	1,494	13.7
Larry Johnson, Ark.-Little Rock (II)	1978	3	69	944	13.7
Carlo DeTommaso, Rhode Island Col. (III)	1976	3	72	984	13.7
Bob Warner, Maine (I)	1976	4	96	1,304	13.6
Shaquille O'Neal, LSU (I)	1992	3	90	1,217	13.5
Cornelius Cash, Bowling Green (I)	1975	3	79	1,068	13.5
E.D. Schecterly, Lynchburg (III)	1980	4	104	1,404	13.5
Ira Terrell, Southern Methodist (I)	1976	3	80	1,077	13.5

ASSISTS

Player, Team (Division)	Last Season	Yrs.	G	Ast.
Bobby Hurley, Duke (I)	1993	4	140	1,076
Demetri Beekman, Assumption (III)	1993	4	119	1,044
Chris Corchiani, North Carolina St. (I)	1991	4	124	1,038
Ed Cota, North Carolina (I)	2000	4	138	1,030
Keith Jennings, East Tenn. St. (I)	1991	4	127	983
Steve Blake, Maryland (I)	2003	4	138	972
Sherman Douglas, Syracuse (I)	1989	4	138	960
Tony Miller, Marquette (I)	1995	4	123	956
Aaron Miles, Kansas (I)	2005	4	138	954
Greg Anthony, Portland/UNLV (I)	1991	4	138	950
Doug Gottlieb, Notre Dame/Oklahoma St. (I)	2000	4	124	947
Gary Payton, Oregon St. (I)	1990	4	120	938
Adam Kaufman, Edinboro (II)	2001	4	116	936
Rob Paternostro, Southern N.H. (II)	1995	4	129	919
Tennyson Whitted, Ramapo (III)	2003	4	108	917
Steve Artis, Chris. Newport (III)	1993	4	112	909
Orlando Smart, San Francisco (I)	1994	4	116	902
Andre LaFleur, Northeastern (I)	1987	4	128	894
Chico Fletcher, Arkansas St. (I)	2000	4	114	893
Phil Dixon, Shenandoah (III)	1996	4	103	889
Jim Les, Bradley (I)	1986	4	118	884
Frank Smith, Old Dominion (I)	1988	4	120	883
Taurence Chisholm, Delaware (I)	1988	4	110	877

Player, Team (Division)	Last Season	Yrs.	G	Ast.
Grayson Marshall, Clemson (I)	1988	4	122	857
Anthony Manuel, Bradley (I)	1989	4	108	855

ASSIST AVERAGE
(Minimum 550 assists)

Player, Team (Division)	Last Season	Yrs.	G	Ast.	Avg.
Steve Ray, Bridgeport (II)	1990	2	65	785	12.08
Avery Johnson, Southern U. (I)	1988	2	61	732	12.00
Sam Crawford, New Mexico St. (I)	1993	2	67	592	8.84
Mark Wade, Oklahoma/UNLV (I)	1987	3	79	693	8.77
Demetri Beekman, Assumption (II)	1993	4	119	1,044	8.77
Phil Dixon, Shenandoah (III)	1996	4	103	889	8.63
Tennyson Whitted, Ramapo (III)	2003	4	108	917	8.49
Chris Corchiani, North Carolina St. (I)	1991	4	124	1,038	8.37
Ernest Jenkins, N.M. Highlands (II)	1995	4	84	699	8.32
Steve Artis, Chris. Newport (III)	1993	4	112	909	8.12
Adam Kaufman, Edinboro (II)	2001	4	116	936	8.07
Taurence Chisholm, Delaware (I)	1988	4	110	877	7.97
Van Usher, Tennessee Tech (I)	1992	3	85	676	7.95
Anthony Manuel, Bradley (I)	1989	4	108	855	7.92
Mark Benson, Tex. A&M-Kingsville (II)	1991	3	86	674	7.84
Chico Fletcher, Arkansas St. (I)	2000	4	114	893	7.83
Pat Madden, Jacksonville St. (II)	1991	3	88	688	7.82
Gary Payton, Oregon St. (I)	1990	4	120	938	7.82
Orlando Smart, San Francisco (I)	1994	4	116	902	7.78
Tony Miller, Marquette (I)	1995	4	123	956	7.77
Keith Jennings, East Tenn. St. (I)	1991	4	127	983	7.74
Dan Ward, St. Cloud St. (II)	1995	4	100	774	7.74
Bobby Hurley, Duke (I)	1993	4	140	1,076	7.69
Doug Gottlieb, Notre Dame/Oklahoma St. (I)	2000	4	124	947	7.63
Chuck Evans, Old Dominion/Mississippi St. (I)	1993	3	85	648	7.62

BLOCKED SHOTS

Player, Team (Division)	Last Season	Yrs.	G	Blk.
Ira Nicholson, Mt. St. Vincent (III)	1997	4	100	576
Wojciech Mydra, La.-Monroe (I)	2002	4	115	535
Adonal Foyle, Colgate (I)	1997	3	87	492
Tim Duncan, Wake Forest (I)	1997	4	128	481
Alonzo Mourning, Georgetown (I)	1992	4	120	453
Tarvis Williams, Hampton (II)	2001	4	114	452
Ken Johnson, Ohio St. (I)	2001	4	127	444
Deng Gai, Fairfield (I)	2005	4	100	442
Emeka Okafor, Connecticut (I)	2004	3	103	441
Antoine Hyman, Keuka (III)	1997	4	101	440
Lorenzo Coleman, Tennessee Tech (I)	1997	4	113	437
Calvin Booth, Penn St. (I)	1999	4	114	428
Troy Murphy, Notre Dame (I)	2001	3	94	425
Theo Ratliff, Wyoming (I)	1995	4	111	425
Etan Thomas, Syracuse (I)	2000	4	122	424
Rodney Blake, St. Joseph's (I)	1988	4	116	419
James Doyle, Concord (II)	1998	4	120	416
Shaquille O'Neal, LSU (I)	1992	3	90	412
Kevin Roberson, Vermont (I)	1992	4	112	409
Bilal Salaam, Kutztown (II)	2005	4	109	408
Derek Moore, S.C.-Aiken (II)	1999	4	102	408
Jim McIvaine, Marquette (I)	1994	4	118	399
D'or Fischer, Northwestern St./West Virginia (I)	2005	4	127	392
Tim Perry, Temple (I)	1988	4	130	392
Jason Lawson, Villanova (I)	1997	4	131	375
Pervis Ellison, Louisville (I)	1989	4	136	374
Peter Aluma, Liberty (I)	1997	4	119	366
Acie Earl, Iowa (I)	1993	3	116	365

BLOCKED-SHOT AVERAGE
(Minimum 200 blocked shots)

Player, Team (Division)	Last Season	Yrs.	G	Blk.	Avg.
Neil Edwards, York (N.Y.) (III)	2000	3	55	337	6.13
Ira Nicholson, Mt. St. Vincent (III)	1997	4	100	576	5.76
Adonal Foyle, Colgate (I)	1997	3	87	492	5.66
John Bunch, Lincoln (Pa.) (III)	2004	2	48	265	5.52
David Robinson, Navy (I)	1987	2	67	351	5.24
Shacun Malave, City Tech (III)	2005	2	53	272	5.13
Wojciech Mydra, La.-Monroe (I)	2002	4	115	535	4.65
Shaquille O'Neal, LSU (I)	1992	3	90	412	4.58
Troy Murphy, Notre Dame (I)	2001	3	94	425	4.52
Jerome James, Florida A&M (I)	1998	3	81	363	4.48
Deng Gai, Fairfield (I)	2005	4	100	442	4.42
Antoine Hyman, Keuka (III)	1997	4	101	440	4.36
Andrew South, N.J. Inst. of Tech (III)	1995	3	80	344	4.30

Player, Team (Division)	Last Season	Yrs.	G	Blk.	Avg.
Emeka Okafor, Connecticut (I)	2004	3	103	441	4.28
Antonio Ramos, Clarke (III)	2003	3	77	318	4.13
Justin Rowe, Maine (I)	2003	2	55	226	4.11
Johnny Woods, Wesley (III)	2002	4	78	319	4.09
Derek Moore, S.C.-Aiken (II)	1999	4	102	408	4.00
Tarvis Williams, Hampton (I)	2001	4	114	452	3.96
Ifesinachi Anosike, Salem St. (III)	2005	2	56	221	3.95
Lorenzo Coleman, Tennessee Tech (I)	1997	4	113	437	3.87
Theo Ratliff, Wyoming (I)	1995	4	111	425	3.83
John Burke, Southampton (II)	1996	2	54	205	3.80
Alonzo Mourning, Georgetown (I)	1992	4	120	453	3.78
Kino Outlaw, Mount Olive (II)	1996	3	81	305	3.77
Calvin Booth, Penn St. (I)	1999	4	114	428	3.75
Bilal Salaam, Kutztown (II)	2005	4	109	408	3.74
Mike Mientus, Allentown (III)	1997	4	87	324	3.72
Tarvis Williams, Hampton (I)	2000	3	82	305	3.72
Lorenzo Williams, Stetson (I)	1991	2	63	234	3.71

STEALS

Player, Team (Division)	Last Season	Yrs.	G	Stl.
Tennyson Whitted, Ramapo (III)	2003	4	108	448
John Gallagly, Salve Regina (III)	1998	4	98	413
John Linehan, Providence (I)	2002	5	122	385
Eddin Santiago, Mo. Southern St. (II)	2002	4	117	383
Daniel Martinez, McMurry (III)	2000	3	76	380
Eric Murdock, Providence (I)	1991	4	117	376
Ivo Moyano, Polytechnic (N.Y.) (III)	1997	4	87	368
Pepe Sanchez, Temple (I)	2000	4	116	365
Benny West, Howard Payne (III)	2004	4	98	363
Oronn Brown, Clarion (II)	1997	4	106	361
Robert Campbell, Armstrong Atlantic (II)	2001	4	118	357
Eric Bell, New Paltz St. (III)	1996	4	94	355
Cookie Belcher, Nebraska (I)	2001	5	131	353
Kevin Braswell, Georgetown (I)	2002	4	128	349
Keith Darden, Concordia-Austin (III)	2005	4	90	348
Bonzi Wells, Ball St. (I)	1998	4	116	347
Scott Clarke, Utica (III)	1996	4	96	346
Marcus Best, Winston-Salem (II)	2002	4	119	345
Gerald Walker, San Francisco (I)	1996	4	111	344
Johnny Rhodes, Maryland (I)	1996	4	122	344
Michael Anderson, Drexel (I)	1988	4	115	341
Kenny Robertson, Cleveland St. (I)	1990	4	119	341
Keith Jennings, East Tenn. St. (I)	1991	4	127	334
Juan Dixon, Maryland (I)	2002	4	141	333
Devlin Herring, Pitt.-Johnstown (II)	1998	4	106	333
Desmond Cambridge, Alabama A&M (I)	2002	3	84	330
Jason Hart, Syracuse (I)	2000	4	132	329
Greg Anthony, Portland/UNLV (I)	1991	4	138	329

STEAL AVERAGE
(Minimum 200 steals)

Player, Team (Division)	Last Season	Yrs.	G	Stl.	Avg.
Moses Jean-Pierre, Plymouth St. (III)	1994	2	55	303	5.51
Daniel Martinez, McMurry (III)	2000	3	76	380	5.00
Wayne Copeland, Lynn (II)	2000	2	57	254	4.46
Ivo Moyano, Polytechnic (N.Y.) (III)	1997	4	87	368	4.23
Mario Thompson, Occidental (III)	2001	3	71	300	4.23
John Gallagly, Salve Regina (III)	1998	4	98	413	4.21
Tennyson Whitted, Ramapo (III)	2003	4	108	448	4.15
Greg Dean, Concordia-M'head (III)	1997	3	75	307	4.09
Desmond Cambridge, Alabama A&M (I)	2002	3	84	330	3.93
Keith Darden, Concordia-Austin (III)	2005	4	90	348	3.87
Mookie Blaylock, Oklahoma (I)	1989	2	74	281	3.80
Eric Bell, New Paltz St. (III)	1996	4	94	355	3.78
Benny West, Howard Payne (III)	2004	4	98	363	3.70
Scott Clarke, Utica (III)	1996	4	96	346	3.60
Ricky Hollis, Brockport St. (III)	2002	4	90	322	3.58
Ronn McMahon, Eastern Wash. (I)	1990	3	64	225	3.52
Gerald Garlic, Goucher (III)	1995	3	70	244	3.49
Darrel Lewis, Lincoln (Pa.) (III)	1999	4	86	298	3.47
Oronn Brown, Clarion (I)	1997	4	106	361	3.41
Patrick Herron, Winston-Salem (II)	1995	3	78	263	3.37
David Clark, Bluefield St. (II)	1996	3	83	278	3.35
Eddin Santiago, Mo. Southern St. (II)	2002	4	117	383	3.27
Sharon Woodyard, Villa Julie (III)	1997	3	73	238	3.26
Shawn McCartney, Hunter (III)	1995	3	81	261	3.22
Carl Small, Cornell College (III)	1995	3	69	222	3.22
Eric Murdock, Providence (I)	1991	4	117	376	3.21
Ken Francis, Molloy (II)	1995	3	81	260	3.21



Award Winners

Division I Consensus All-American Selections	128
Division I Academic All-Americans By Team	133
Division I Player of the Year.....	134
Divisions II and III Player of the Year.....	136
Divisions II and III First-Team All-Americans By Team.....	136
Divisions II and III Academic All-Americans By Team.....	139
NCAA Postgraduate Scholarship Winners By Team.....	140



Division I Consensus All-America Selections

By Season

1929

Charley Hyatt, Pittsburgh; Joe Schaaf, Penn; Charles Murphy, Purdue; Vern Corbin, California; Thomas Churchill, Oklahoma; John Thompson, Montana St.

1930

Charley Hyatt, Pittsburgh; Charles Murphy, Purdue; Branch McCracken, Indiana; John Thompson, Montana St.; Frank Ward, Montana St.; John Wooden, Purdue.

1931

John Wooden, Purdue; Joe Reiff, Northwestern; George Gregory, Columbia; Wes Fesler, Ohio St.; Elwood Romney, Brigham Young.

1932

Forest Sale, Kentucky; Ed Krause, Notre Dame; John Wooden, Purdue; Louis Berger, Maryland; Les Witte, Wyoming.

1933

Forest Sale, Kentucky; Don Smith, Pittsburgh; Elliott Loughlin, Navy; Joe Reiff, Northwestern; Ed Krause, Notre Dame; Jerry Nemer, Southern California

1934

Claire Cribbs, Pittsburgh; Ed Krause, Notre Dame; Les Witte, Wyoming; Hal Lee, Washington; Norman Cottom, Purdue.

1935

Jack Gray, Texas; Lee Guttero, Southern California; Claire Cribbs, Pittsburgh; Bud Browning, Oklahoma; Leroy Edwards, Kentucky.

1936

Bob Kessler, Purdue; Paul Nowak, Notre Dame; Hank Luisetti, Stanford; Vern Huffman, Indiana; John Moir, Notre Dame; Ike Poole, Arkansas; Bill Kinner, Utah.

1937

Hank Luisetti, Stanford; Paul Nowak, Notre Dame; Jules Bender, Long Island; John Moir, Notre Dame; Jewell Young, Purdue.

1938

Hank Luisetti, Stanford; John Moir, Notre Dame; Fred Pralle, Kansas; Jewell Young, Purdue; Paul Nowak, Notre Dame; Meyer Bloom, Temple.

1939

First Team—Irving Torgoff, Long Island; Urgel Wintermute, Oregon; Chet Jaworski, Rhode Island; Ernie Andres, Indiana; Jimmy Hull, Ohio St.

Second Team—Bob Calihan, Detroit; Michael Novak, Loyola (Ill.); Bernard Oppen, Kentucky; Robert Anet, Oregon; Bob Hassmiller, Fordham.

1940

First Team—Ralph Vaughn, Southern California; John Dick, Oregon; Bill Hapac, Illinois; George Glamack, North Carolina; Gus Broberg, Dartmouth.

Second Team—Jack Harvey, Colorado; Marvin Huffman, Indiana; James McNatt, Oklahoma; Jesse Renick, Oklahoma St.

1941

First Team—Gus Broberg, Dartmouth; John Adams, Arkansas; Howard Engleman, Kansas; George Glamack, North Carolina; Gene Englund, Wisconsin.

Second Team—Frank Baumholtz, Ohio; Paul Lindeman, Washington St.; Oscar Schechtman, Long Island; Robert Kinney, Rice; Stan Modzelewski, Rhode Island.

1942

First Team—John Kotz, Wisconsin; Price Brookfield, West Tex. A&M; Bob Kinney, Rice; Andrew Phillip, Illinois; Robert Davies, Seton Hall.

Second Team—Robert Doll, Colorado; Wilfred Doerner, Evansville; Donald Burness, Stanford; George Munroe, Dartmouth; Stan Modzelewski, Rhode Island; John Mandic, Oregon St.

1943

First Team—Andrew Phillip, Illinois; George Senesky, St. Joseph's; Ken Sailors, Wyoming; Harry Boykoff, St. John's (N.Y.); Charles Black, Kansas; Ed Beisser, Creighton; William Closs, Rice.

Second Team—Gerald Tucker, Oklahoma; Bob Rensberger, Notre Dame; Gene Rock, Southern California; John Kotz, Wisconsin; Otto Graham, Northwestern; Gale Bishop, Washington St.

1944

First Team—George Mikan, DePaul; Audley Brindley, Dartmouth; Otto Graham, Northwestern; Robert Brannum, Kentucky; Alva Paine, Oklahoma; Robert Kurland, Oklahoma St.; Leo Klier, Notre Dame.

Second Team—Arnold Ferrin, Utah; Dale Hall, Army; Don Grate, Ohio St.; Bob Dille, Valparaiso; William Henry, Rice; Dick Triptow, DePaul.

1945

First Team—George Mikan, DePaul; Robert Kurland, Oklahoma St.; Arnold Ferrin, Utah; Walton Kirk, Illinois; William Hassett, Notre Dame; William Henry, Rice; Howard Dallmar, Penn; Wyndol Gray, Bowling Green.

Second Team—Richard Ives, Iowa; Vince Hanson, Washington St.; Dale Hall, Army; Max Norris, Northwestern; Don Grate, Ohio St.; Herb Wilkinson, Iowa.

1946

First Team—George Mikan, DePaul; Robert Kurland, Oklahoma St.; Leo Klier, Notre Dame; Max Norris, Northwestern; Sid Tanenbaum, New York U.

Second Team—Jack Parkinson, Kentucky; John Dillon, North Carolina; Ken Sailors, Wyoming; Charles Black, Kansas; Tony Lavelli, Yale; William Hassett, Notre Dame.

1947

First Team—Ralph Beard, Kentucky; Gerald Tucker, Oklahoma; Alex Groza, Kentucky; Sid Tanenbaum, New York U.; Ralph Hamilton, Indiana.

Second Team—George Kaftan, Holy Cross; John Hargis, Texas; Don Barksdale, UCLA; Arnold Ferrin, Utah; Andrew Phillip, Illinois; Ed Koffenberger, Duke; Vern Gardner, Utah.

1948

First Team—Murray Wier, Iowa, 5-9, Muscatine, IA; Ed Macauley, St. Louis, 6-8, St. Louis; Jim McIntyre, Minnesota, 6-10, Minneapolis; Kevin O'Shea, Notre Dame, 6-1, San Francisco; Ralph Beard, Kentucky, 5-10, Louisville, KY.

Second Team—Dick Dickey, North Carolina St.; Arnold Ferrin, Utah; Alex Groza, Kentucky; Harold Haskins, Hamline; George Kaftan, Holy Cross; Duane Klueh, Indiana St.; Tony Lavelli, Yale; Jack Nichols, Washington; Andy Wolfe, California.

1949

First Team—Tony Lavelli, Yale, 6-3, Somerville, MA; Vince Boryla, Denver, 6-5, East Chicago, IN; Ed Macauley, St. Louis, 6-8, St. Louis; Alex Groza, Kentucky, 6-7, Martin's Ferry, OH; Ralph Beard, Kentucky, 5-10, Louisville, KY.

Second Team—Bill Erickson, Illinois; Vern Gardner, Utah; Wallace Jones, Kentucky; Jim McIntyre, Minnesota; Ernie Vandeweghe, Colgate.

1950

First Team—Dick Schnittker, Ohio St., 6-5, Sandusky, OH; Bob Cousy, Holy Cross, 6-1, St. Albans, NY; Paul Arizin, Villanova, 6-3, Philadelphia; Paul Unruh, Bradley, 6-4, Toulon, IL; Bill Sharman, Southern California, 6-2, Porterville, CA.

Second Team—Charles Cooper, Duquesne; Don Lofgran, San Francisco; Kevin O'Shea, Notre Dame; Don Rehfeldt, Wisconsin; Sherman White, Long Island.

1951

First Team—Bill Mlkvy, Temple, 6-4, Palmerton, PA; Sam Ranzino, North Carolina St., 6-1, Gary, IN; Bill Spivey, Kentucky, 7-0, Macon, GA; Clyde Lovellette, Kansas, 6-9, Terre Haute, IN; Gene Melchiorre, Bradley, 5-8, Highland Park, IL.

Second Team—Ernie Barrett, Kansas St.; Bill Garrett, Indiana; Dick Groat, Duke; Mel Hutchins, Brigham Young; Gale McArthur, Oklahoma St.

1952

First Team—Cliff Hagan, Kentucky, 6-4, Owensboro, KY; Rod Fletcher, Illinois, 6-4, Champaign, IL; Chuck Darling, Iowa, 6-8, Denver; Clyde Lovellette, Kansas, 6-9, Terre Haute, IN; Dick Groat, Duke, 6-0, Swissvale, PA.

Second Team—Bob Houbregs, Washington; Don Meineke, Dayton; Johnny O'Brien, Seattle; Mark Workman, West Virginia; Bob Zawoluk, St. John's (N.Y.).

1953

First Team—Ernie Beck, Penn, 6-4, Philadelphia; Bob Houbregs, Washington, 6-7, Seattle; Walt Dukes, Seton Hall, 6-11, Rochester, NY; Tom Gola, La Salle, 6-6, Philadelphia; Johnny O'Brien, Seattle, 5-8, South Amboy, NJ.

Second Team—Dick Knostman, Kansas St.; Bob Pettit, LSU; Joe Richey, Brigham Young; Don Schlundt, Indiana; Frank Selvy, Furman.

1954

First Team—Frank Selvy, Furman, 6-3, Corbin, KY; Tom Gola, La Salle, 6-6, Philadelphia; Don Schlundt, Indiana, 6-10, South Bend, IN; Bob Pettit, LSU, 6-9, Baton Rouge, LA; Cliff Hagan, Kentucky, 6-4, Owensboro, KY.

Second Team—Bob Leonard, Indiana; Tom Marshall, Western Ky.; Bob Mattick, Oklahoma St.; Frank Ramsey, Kentucky; Dick Ricketts, Duquesne.

1955

First Team—Tom Gola, La Salle, 6-6, Philadelphia; Dick Ricketts, Duquesne, 6-8, Pottstown, PA; Bill Russell, San Francisco, 6-9, Oakland, CA; Si Green, Duquesne, 6-3, Brooklyn, NY; Dick Garmaker, Minnesota, 6-3, Hibbing, MN.

Second Team—Darrell Floyd, Furman; Robin Freeman, Ohio St.; Dickie Hemric, Wake Forest; Don Schlundt, Indiana; Ron Shavlik, North Carolina St.

1956

First Team—Tom Heinsohn, Holy Cross, 6-7, Union City, NJ; Ron Shavlik, North Carolina St., 6-9, Denver; Bill Russell, San Francisco, 6-9, Oakland, CA; Si Green, Duquesne, 6-3, Brooklyn, NY; Robin Freeman, Ohio St., 5-11, Cincinnati.

Second Team—Bob Burrow, Kentucky; Darrell Floyd, Furman; Rod Hundley, West Virginia; K.C. Jones, San Francisco; Willie Naulls, UCLA; Bill Uhl, Dayton.

1957

First Team—Rod Hundley, West Virginia, 6-4, Charleston, WV; Lenny Rosenbluth, North Carolina, 6-5, New York; Jim Krebs, Southern Methodist, 6-8, Webster Groves, MO; Wilt Chamberlain, Kansas, 7-0, Philadelphia; Charlie Tyra, Louisville, 6-8, Louisville, KY; Chet Forte, Columbia, 5-9, Hackensack, NJ.

Second Team—Elgin Baylor, Seattle; Frank Howard, Ohio St.; Guy Rodgers, Temple; Gary Thompson, Iowa St.; Grady Wallace, South Carolina

1958

First Team—Bob Boozer, Kansas St., 6-8, Omaha, NE; Elgin Baylor, Seattle, 6-6, Washington, DC; Wilt Chamberlain, Kansas, 7-0, Philadelphia; Oscar Robertson, Cincinnati, 6-5, Indianapolis; Guy Rodgers, Temple, 6-0, Philadelphia; Don Hennon, Pittsburgh, 5-9, Wampum, PA.

Second Team—Pete Brennan, North Carolina; Archie Dees, Indiana; Dave Gambee, Oregon St.; Mike Farmer, San Francisco; Bailey Howell, Mississippi St.

1959

First Team—Bailey Howell, Mississippi St., 6-7, Middleton, TN; Bob Boozer, Kansas St., 6-8, Omaha, NE; Oscar Robertson, Cincinnati, 6-5, Indianapolis; Jerry West, West Virginia, 6-3, Cabin Creek, WV; Johnny Cox, Kentucky, 6-4, Hazard, KY.

Second Team—Leo Byrd, Marshall; Johnny Green, Michigan St.; Tom Hawkins, Notre Dame; Don Hennon, Pittsburgh; Alan Seiden, St. John's (N.Y.).

1960

First Team—Oscar Robertson, Cincinnati, 6-5, Indianapolis; Jerry West, West Virginia, 6-3, Cabin Creek, WV; Jerry Lucas, Ohio St., 6-8, Middletown, OH; Darrall Imhoff, California, 6-10; Alhambra, CA; Tom Stith, St. Bonaventure, 6-5, Brooklyn, NY.

Second Team—Terry Dischinger, Purdue; Tony Jackson, St. John's (N.Y.); Roger Kaiser, Georgia Tech; Lee Shaffer, North Carolina; Len Wilkens, Providence.

1961

First Team—Jerry Lucas, Ohio St., 6-8, Middletown, OH; Tom Stith, St. Bonaventure, 6-5, Brooklyn, NY; Terry Dischinger, Purdue, 6-7, Terre Haute, IN; Roger Kaiser, Georgia Tech, 6-1, Dale, IN; Chet Walker, Bradley, 6-6, Benton Harbor, MI.

Second Team—Walt Bellamy, Indiana; Frank Burgess, Gonzaga; Tony Jackson, St. John's (N.Y.); Billy McGill, Utah; Larry Siegfried, Ohio St.

1962

First Team—Jerry Lucas, Ohio St., 6-8, Middletown, OH; Len Chappell, Wake Forest, 6-8, Portage Area, PA; Billy McGill, Utah, 6-9, Los Angeles; Terry Dischinger, Purdue, 6-7, Terre Haute, IN; Chet Walker, Bradley, 6-6, Benton Harbor, MI.

Second Team—Jack Foley, Holy Cross; John Havlicek, Ohio St.; Art Heyman, Duke; Cotton Nash, Kentucky; John Rudometkin, Southern California; Rod Thorn, West Virginia.

1963

First Team—Art Heyman, Duke, 6-5, Rockville Center, NY; Ron Bonham, Cincinnati, 6-5, Muncie, IN; Barry Kramer, New York U., 6-4, Schenectady, NY; Jerry Harkness, Loyola (Ill.), 6-3, New York; Tom Thacker, Cincinnati, 6-2, Covington, KY.

Second Team—Gary Bradds, Ohio St.; Bill Green, Colorado St.; Cotton Nash, Kentucky; Rod Thorn, West Virginia; Nate Thurmond, Bowling Green.

1964

First Team—Bill Bradley, Princeton, 6-5, Crystal City, MO; Dave Stallworth, Wichita St., 6-7, Dallas; Gary Bradds, Ohio St., 6-8, Jamestown, OH; Walt Hazzard, UCLA, 6-2, Philadelphia; Cotton Nash, Kentucky, 6-5, Leominster, MA.

Second Team—Ron Bonham, Cincinnati; Mel Counts, Oregon St.; Fred Hetzel, Davidson; Jeff Mullins, Duke; Cazzie Russell, Michigan.

1965

First Team—Bill Bradley, Princeton, 6-5, Crystal City, MO; Rick Barry, Miami (Fla.), 6-7, Roselle Park, NJ; Fred Hetzel, Davidson, 6-8, Washington, DC; Cazzie Russell, Michigan, 6-5, Chicago; Gail Goodrich, UCLA, 6-1, North Hollywood, CA.

Second Team—Bill Buntin, Michigan; Wayne Estes, Utah St.; Clyde Lee, Vanderbilt; Dave Schellhase, Purdue; Dave Stallworth, Wichita St.

1966

First Team—Dave Bing, Syracuse, 6-3, Washington, DC; Dave Schellhase, Purdue, 6-4, Evansville, IN; Clyde Lee, Vanderbilt, 6-9, Nashville, TN; Cazzie Russell, Michigan, 6-5, Chicago; Jim Walker, Providence, 6-3, Boston.

Second Team—Lou Dampier, Kentucky; Matt Guokas, St. Joseph's; Jack Marin, Duke; Dick Snyder, Davidson; Bob Verga, Duke; Walt Wesley, Kansas.

1967

First Team—Lew Alcindor, UCLA, 7-2, New York; Elvin Hayes, Houston, 6-8, Rayville, LA; Wes Unseld, Louisville, 6-8, Louisville, KY; Jim Walker, Providence, 6-3, Boston; Clem Haskins, Western Ky., 6-3, Campbellsville, KY; Bob Lloyd, Rutgers, 6-1, Upper Darby, PA; Bob Verga, Duke, 6-0, Sea Girt, NJ.

Second Team—Mel Daniels, New Mexico; Sonny Dove, St. John's (N.Y.); Larry Miller, North Carolina; Don May, Dayton; Lou Dampier, Kentucky.

1968

First Team—Wes Unseld, Louisville, 6-8, Louisville, KY; Elvin Hayes, Houston, 6-8, Rayville, LA; Lew Alcindor, UCLA, 7-2, New York; Pete Maravich, LSU, 6-5, Raleigh, NC; Larry Miller, North Carolina, 6-4, Catasauga, PA.

Second Team—Lucius Allen, UCLA; Bob Lanier, St. Bonaventure; Don May, Dayton; Calvin Murphy, Niagara; Jo Jo White, Kansas.

1969

First Team—Lew Alcindor, UCLA, 7-2, New York; Spencer Haywood, Detroit, 6-8, Detroit; Pete Maravich, LSU, 6-5, Raleigh, NC; Rick Mount, Purdue, 6-4, Lebanon, IN; Calvin Murphy, Niagara, 5-10, Norwalk, CT.

Second Team—Dan Issel, Kentucky; Mike Maloy, Davidson; Bud Ogden, Santa Clara; Charlie Scott, North Carolina; Jo Jo White, Kansas.

1970

First Team—Pete Maravich, LSU, 6-5, Raleigh, NC; Rick Mount, Purdue, 6-4, Lebanon, IN; Bob Lanier, St. Bonaventure, 6-11, Buffalo, NY; Dan Issel, Kentucky, 6-9, Batavia, IL; Calvin Murphy, Niagara, 5-10, Norwalk, CT.

Second Team—Austin Carr, Notre Dame; Jim Collins, New Mexico St.; John Roche, South Carolina; Charlie Scott, North Carolina; Sidney Wicks, UCLA.

1971

First Team—Austin Carr, Notre Dame, 6-3, Washington, DC; Sidney Wicks, UCLA, 6-8, Los Angeles; Artis Gilmore, Jacksonville, 7-2, Dothan, AL; Dean Meminger, Marquette, 6-1, New York; Jim McDaniels, Western Ky., 7-0, Scottsville, KY.

Second Team—John Roche, South Carolina; Johnny Neumann, Mississippi; Ken Durrett, La Salle; Howard Porter, Villanova; Curtis Rowe, UCLA.

1972

First Team—Bill Walton, UCLA, 6-11, La Mesa, CA; Dwight Lamar, La-Lafayette, 6-1, Columbus, OH; Ed Ratleff, Long Beach St., 6-6, Columbus, OH; Bob McAdoo, North Carolina, 6-8, Greensboro, NC; Tom Riker, South Carolina, 6-10, Oyster Bay, NY; Jim Chones, Marquette, 6-11, Racine, WI; Henry Bibby, UCLA, 6-1, Franklinton, NC.

Second Team—Barry Parkhill, Virginia; Jim Price, Louisville; Bud Stallworth, Kansas; Henry Willmore, Michigan; Rich Fuqua, Oral Roberts.

1973

First Team—Doug Collins, Illinois St., 6-6, Benton, IL; Ed Ratleff, Long Beach St., 6-6, Columbus, OH; Dwight Lamar, La-Lafayette, 6-1, Columbus, OH; Bill Walton, UCLA, 6-11, La Mesa, CA; Ernie DiGregorio, Providence, 6-0, North Providence, RI; David Thompson, North Carolina St., 6-4, Shelby, NC; Keith Wilkes, UCLA, 6-6, Santa Barbara, CA.

Second Team—Jim Brewer, Minnesota; Kevin Joyce, South Carolina; Kermit Washington, American;

Tom Burleson, North Carolina St.; Larry Finch, Memphis; Tom McMillen, Maryland.

1974

First Team—Keith Wilkes, UCLA, 6-6, Santa Barbara, CA; John Shumate, Notre Dame, 6-9, Elizabeth, NJ; Bill Walton, UCLA, 6-11, La Mesa, CA; David Thompson, North Carolina St., 6-4, Shelby, NC; Marvin Barnes, Providence, 6-9, Providence, RI.

Second Team—Len Elmore, Maryland; Bobby Jones, North Carolina; Bill Knight, Pittsburgh; Larry Fogle, Canisius; Campy Russell, Michigan.

1975

First Team—David Thompson, North Carolina St., 6-4, Shelby, NC; Adrian Dantley, Notre Dame, 6-5, Washington, DC; Scott May, Indiana, 6-7, Sandusky, OH; John Lucas, Maryland, 6-4, Durham, NC; Dave Meyers, UCLA, 6-8, La Habra, CA.

Second Team—Luther Burden, Utah; Kevin Grevey, Kentucky; Leon Douglas, Alabama; Gus Williams, Southern California; Ron Lee, Oregon.

1976

First Team—Scott May, Indiana, 6-7, Sandusky, OH; Richard Washington, UCLA, 6-10, Portland, OR; John Lucas, Maryland, 6-4, Durham, NC; Kent Benson, Indiana, 6-11, New Castle, IN; Adrian Dantley, Notre Dame, 6-5, Washington, DC.

Second Team—Mitch Kupchak, North Carolina; Phil Sellers, Rutgers; Phil Ford, North Carolina; Earl Tatum, Marquette; Bernard King, Tennessee.

1977

First Team—Otis Birdsong, Houston, 6-4, Winter Haven, FL; Marques Johnson, UCLA, 6-7, Los Angeles; Kent Benson, Indiana, 6-11, New Castle, IN; Rickey Green, Michigan, 6-2, Chicago; Phil Ford, North Carolina, 6-2, Rocky Mount, NC; Bernard King, Tennessee, 6-7, Brooklyn, NY.

Second Team—Phil Hubbard, Michigan; Mychal Thompson, Minnesota; Ernie Grunfeld, Tennessee; Greg Ballard, Oregon; Rod Griffin, Wake Forest; Butch Lee, Marquette; Bill Cartwright, San Francisco.

1978

First Team—Phil Ford, North Carolina, 6-2, Rocky Mount, NC; Butch Lee, Marquette, 6-2, Bronx, NY; David Greenwood, UCLA, 6-9, Los Angeles; Mychal Thompson, Minnesota, 6-10, Nassau, Bahamas; Larry Bird, Indiana St., 6-9, French Lick, IN.

Second Team—Jack Givens, Kentucky; Freeman Williams, Portland St.; Rick Robey, Kentucky; Ron Brewer, Arkansas; Rod Griffin, Wake Forest.

1979

First Team—Larry Bird, Indiana St., 6-9, French Lick, IN; David Greenwood, UCLA, 6-9, Los Angeles; Earvin Johnson, Michigan St., 6-8, Lansing, MI; Sidney Moncrief, Arkansas, 6-4, Little Rock, AR; Mike Gminski, Duke, 6-11, Monroe, CT.

Second Team—Bill Cartwright, San Francisco; Calvin Natt, La-Monroe; Kelly Tripucka, Notre Dame; Mike O'Koren, North Carolina; Jim Spanarkel, Duke; Jim Paxson, Dayton; Sly Williams, Rhode Island.

1980

First Team—Mark Aguirre, DePaul, 6-7, Chicago; Michael Brooks, La Salle, 6-7, Philadelphia; Joe Barry Carroll, Purdue, 7-1, Denver; Kyle Macy, Kentucky, 6-3, Peru, IN; Darrell Griffith, Louisville, 6-4, Louisville, KY.

Second Team—Albert King, Maryland; Mike Gminski, Duke; Mike O'Koren, North Carolina; Sam Worthen, Marquette; Kelvin Ransey, Ohio St.

1981

First Team—Mark Aguirre, DePaul, 6-7, Chicago; Danny Ainge, Brigham Young, 6-5, Eugene, OR; Steve Johnson, Oregon St., 6-11, San Bernardino, CA; Ralph Sampson, Virginia, 7-4, Harrisonburg, VA; Isiah Thomas, Indiana, 6-1, Chicago.

Second Team—Sam Bowie, Kentucky; Jeff Lamp, Virginia; Durand Macklin, LSU; Kelly Tripucka, Notre Dame; Danny Vranes, Utah; Al Wood, North Carolina.

1982

First Team—Terry Cummings, DePaul, 6-9, Chicago; Quintin Dailey, San Francisco, 6-4, Baltimore; Eric Floyd, Georgetown, 6-3, Gastonia, NC; Ralph Sampson, Virginia, 7-4, Harrisonburg, VA; James Worthy, North Carolina, 6-9, Gastonia, NC.

Second Team—Dale Ellis, Tennessee; Kevin Magee, UC Irvine; John Paxson, Notre Dame; Sam Perkins, North Carolina; Paul Pressey, Tulsa.

1983

First Team—Dale Ellis, Tennessee, 6-7, Marietta, GA; Patrick Ewing, Georgetown, 7-0, Cambridge, MA; Michael Jordan, North Carolina, 6-6, Wilmington, NC; Sam Perkins, North Carolina, 6-9, Latham, NY; Ralph Sampson, Virginia, 7-4, Harrisonburg, VA; Wayman Tisdale, Oklahoma, 6-9, Tulsa, OK; Keith Lee, Memphis, 6-9, West Memphis, AR.

Second Team—Clyde Drexler, Houston; John Paxson, Notre Dame; Steve Stipanovich, Missouri; Jon Sundvold, Missouri; Darrell Walker, Arkansas; Sidney Green, UNLV; Randy Wittman, Indiana.

1984

First Team—Wayman Tisdale, Oklahoma, 6-9, Tulsa, OK; Sam Perkins, North Carolina, 6-10, Latham, NY; Patrick Ewing, Georgetown, 7-0, Cambridge, MA; Akeem Olajuwon, Houston, 7-0, Lagos, Nigeria; Michael Jordan, North Carolina, 6-5, Wilmington, NC.

Second Team—Chris Mullin, St. John's (N.Y.); Devin Durrant, Brigham Young; Leon Wood, Cal St. Fullerton; Keith Lee, Memphis; Melvin Turpin, Kentucky; Michael Cage, San Diego St.

1985

First Team—Wayman Tisdale, Oklahoma, 6-9, Tulsa, OK; Patrick Ewing, Georgetown, 7-0, Cambridge, MA; Keith Lee, Memphis, 6-10, West Memphis, AR; Chris Mullin, St. John's (N.Y.), 6-6, Brooklyn, NY; Xavier McDaniel, Wichita St., 6-7, Columbia, SC; Johnny Dawkins, Duke, 6-2, Washington, DC.

Second Team—Kenny Walker, Kentucky; Jon Koncak, Southern Methodist; Len Bias, Maryland; Mark Price, Georgia Tech; Dwayne Washington, Syracuse.

1986

First Team—Len Bias, Maryland, 6-8, Landover, MD; Kenny Walker, Kentucky, 6-8, Roberta, GA; Walter Berry, St. John's (N.Y.), 6-8, Bronx, NY; Johnny Dawkins, Duke, 6-2, Washington, DC; Steve Alford, Indiana, 6-2, New Castle, IN.

Second Team—Dell Curry, Virginia Tech; Brad Daugherty, North Carolina; Danny Manning, Kansas; Ron Harper, Miami (Ohio); Scott Skiles, Michigan St.; David Robinson, Navy.

1987

First Team—David Robinson, Navy, 7-1, Woodbridge, VA; Danny Manning, Kansas, 6-11, Lawrence, KS; Reggie Williams, Georgetown, 6-7, Baltimore; Steve Alford, Indiana, 6-2, New Castle, IN; Kenny Smith, North Carolina, 6-3, Queens, NY.

Second Team—Armon Gilliam, UNLV; Dennis Hopson, Ohio St.; Mark Jackson, St. John's (N.Y.); Ken Norman, Illinois; Horace Grant, Clemson.

1988

First Team—Gary Grant, Michigan, 6-3, Canton, OH; Hersey Hawkins, Bradley, 6-3, Chicago; J.R. Reid, North Carolina, 6-9, Virginia Beach, VA; Sean Elliott, Arizona, 6-8, Tucson, AZ; Danny Manning, Kansas, 6-11, Lawrence, KS.

Second Team—Mark Macon, Temple; Rony Seikaly, Syracuse; Danny Ferry, Duke; Jerome Lane, Pittsburgh; Mitch Richmond, Kansas St.; Michael Smith, Brigham Young.

1989

First Team—Sean Elliott, Arizona, 6-8, Sr., Tucson, AZ; Pervis Ellison, Louisville, 6-9, Sr., Savannah, GA; Danny Ferry, Duke, 6-10, Sr., Bowie, MD; Chris Jackson, LSU, 6-1, Fr., Gulfport, MS; Stacey King, Oklahoma, 6-11, Sr., Lawton, OK.

Second Team—Mookie Blaylock, Oklahoma, 6-1, Sr.; Sherman Douglas, Syracuse, 6-0, Sr.; Jay Edwards, Indiana, 6-4, So.; Todd Lichti, Stanford, 6-4, Sr.; Glen Rice, Michigan, 6-7, Sr.; Lionel Simmons, La Salle, 6-6, Jr.

1990

First Team—Derrick Coleman, Syracuse, 6-10, Sr., Detroit; Chris Jackson, LSU, 6-1, So., Gulfport, MS; Larry Johnson, UNLV, 6-7, Jr., Dallas; Gary Payton, Oregon St., 6-3, Sr., Oakland, CA; Lionel Simmons, La Salle, 6-6, Sr., Philadelphia.

Second Team—Hank Gathers, Loyola Marymount, 6-7, Sr.; Kendall Gill, Illinois, 6-5, Sr.; Bo Kimble, Loyola Marymount, 6-5, Sr.; Alonzo Mourning, Georgetown, 6-10, So.; Rumeal Robinson, Michigan, 6-2, Sr.; Dennis Scott, Georgia Tech, 6-8, Jr.; Doug Smith, Missouri, 6-10, Jr.

1991

First Team—Kenny Anderson, Georgia Tech, 6-2, So., Rego Park, NY; Jim Jackson, Ohio St., 6-6, So., Toledo, OH; Larry Johnson, UNLV, 6-7, Sr., Dallas; Shaquille O'Neal, LSU, 7-1, So., San Antonio; Billy Owens, Syracuse, 6-9, Jr., Carlisle, PA.

Second Team—Stacey Augmon, UNLV, 6-8, Sr.; Keith Jennings, East Tenn. St., 5-7, Sr.; Christian Laettner, Duke, 6-11, Jr.; Eric Murdock, Providence, 6-2, Sr.; Steve Smith, Michigan St., 6-6, Sr.

1992

First Team—Jim Jackson, Ohio St., 6-6, Jr., Toledo, OH; Christian Laettner, Duke, 6-11, Sr., Angola, NY; Harold Miner, Southern California, 6-5, Jr., Inglewood, CA; Alonzo Mourning, Georgetown, 6-10, Sr., Chesapeake, VA; Shaquille O'Neal, LSU, 7-1, Jr., San Antonio.

Second Team—Byron Houston, Oklahoma St., 6-7, Sr.; Don MacLean, UCLA, 6-10, Sr.; Anthony Peeler, Missouri, 6-4, Sr.; Malik Sealy, St. John's (N.Y.), 6-7, Sr.; Walt Williams, Maryland, 6-8, Sr.

1993

First Team—Calbert Cheaney, Indiana, 6-7, Sr., Evansville, IN; Anfernee Hardaway, Memphis, 6-7, Jr., Memphis, TN; Bobby Hurley, Duke, 6-0, Sr., Jersey City, NJ; Jamal Mashburn, Kentucky, 6-8, Jr., New York; Chris Webber, Michigan, 6-9, So., Detroit.

Second Team—Terry Dehere, Seton Hall, 6-3, Sr.; Grant Hill, Duke, 6-7, Jr.; Billy McCaffrey, Vanderbilt, 6-3, Jr.; Eric Montross, North Carolina, 7-0, Jr.; J.R. Rider, UNLV, 6-7, Sr.; Glenn Robinson, Purdue, 6-9, So.; Rodney Rogers, Wake Forest, 6-8, Jr.

1994

First Team—Grant Hill, Duke, 6-8, Sr., Reston, VA; Jason Kidd, California, 6-4, So., Oakland, CA; Donyell Marshall, Connecticut, 6-9, Jr., Reading, PA; Glenn Robinson, Purdue, 6-8, Jr., Gary, IN; Clifford Rozier, Louisville, 6-9, Jr., Bradenton, FL.

Second Team—Melvin Booker, Missouri, 6-2, Sr.; Eric Montross, North Carolina, 7-0, Sr.; Lamond Murray, California, 6-7, Jr.; Khalid Reeves, Arizona, 6-2, Sr.; Jalen Rose, Michigan, 6-8, Jr.; Corliss Williamson, Arkansas, 6-7, So.

1995

First Team—Ed O'Bannon, UCLA, 6-8, Sr., Lakewood, CA; Shawn Respert, Michigan St., 6-3, Sr., Detroit; Joe Smith, Maryland, 6-10, So., Norfolk, VA; Jerry Stackhouse, North Carolina, 6-6, So., Kingston, NC; Damon Stoudamire, Arizona, 6-10, Sr., Portland, OR.

Second Team—Randolph Childress, Wake Forest, 6-2, Sr.; Kerry Kittles, Villanova, 6-5, Jr.; Lou Roe, Massachusetts, 6-7, Sr.; Rasheed Wallace, North Carolina, 6-10, So.; Corliss Williamson, Arkansas, 6-7, Jr.

1996

First Team—Ray Allen, Connecticut, 6-5, Jr., Daltzell, SC; Marcus Camby, Massachusetts, 6-11, Jr., Hartford, CT; Tony Delk, Kentucky, 6-1, Sr., Brownsville, TN; Tim Duncan, Wake Forest, 6-10, Jr., St. Croix, Virgin Islands; Allen Iverson, Georgetown, 6-1, So., Hampton, VA; Kerry Kittles, Villanova, 6-5, Sr., New Orleans.

Second Team—Danny Fortson, Cincinnati, 6-7, So.; Keith Van Horn, Utah, 6-9, Jr.; Jacque Vaughn, Kansas, 6-1, Jr.; John Wallace, Syracuse, 6-8, Sr.; Lorenzen Wright, Memphis, 6-11, So.

1997

First Team—Tim Duncan, Wake Forest, 6-10, Sr., St. Croix, Virgin Islands; Danny Fortson, Cincinnati, 6-7, Jr., Pittsburgh; Raef LaFrentz, Kansas, 6-11, Jr., Monona, IA; Ron Mercer, Kentucky, 6-7, So., Nashville, TN; Keith Van Horn, Utah, 6-9, Sr., Diamond Bar, CA.

Second Team—Chauncey Billups, Colorado, 6-3, So.; Bobby Jackson, Minnesota, 6-1, Sr.; Antawn Jamison, North Carolina, 6-9, So.; Brevin Knight, Stanford, 5-10, Sr.; Jacque Vaughn, Kansas, 6-1, Sr.

1998

First Team—Mike Bibby, Arizona, 6-2, So., Phoenix, AZ; Antawn Jamison, North Carolina, 6-9, Jr., Charlotte, NC; Raef LaFrentz, Kansas, 6-11, Sr., Monona, IA; Paul Pierce, Kansas, 6-7, Jr., Inglewood, CA; Miles Simon, Arizona, 6-5, Sr., Fullerton, CA.

Second Team—Vince Carter, North Carolina, 6-6, Jr.; Mateen Cleaves, Michigan St., 6-2, So.; Pat Garrity, Notre Dame, 6-9, Sr.; Richard Hamilton, Connecticut, 6-6, So.; Ansu Sesay, Mississippi, 6-9, Sr.

1999

First Team—Elton Brand, Duke, 6-8, So., Peekskill, NY; Mateen Cleaves, Michigan St., 6-2, Jr., Flint, MI; Richard Hamilton, Connecticut, 6-6, Jr., Coatesville, PA; Andre Miller, Utah, 6-2, Sr., Los Angeles; Jason Terry, Arizona, 6-2, Sr., Seattle.

Second Team—Evan Eschmeyer, Northwestern, 6-11, Sr.; Steve Francis, Maryland, 6-3, Jr.; Trajan Langdon, Duke, 6-3, Sr.; Chris Porter, Auburn, 6-7, Jr.; Wally Szczerbiak, Miami (Ohio), 6-8, Sr.

2000

First Team—Chris Carrawell, Duke, 6-6, Sr., St. Louis; Marcus Fizer, Iowa St., 6-8, Jr., Arcadia, LA; A.J. Guyton, Indiana, 6-1, Sr., Peoria, IL; Kenyon Martin, Cincinnati, 6-9, Sr., Dallas; Chris Mihm, Texas, 7-0, Jr., Austin, TX; Troy Murphy, Notre Dame, 6-10, So., Morristown, NJ.

Second Team—Courtney Alexander, Fresno St., 6-6, Sr.; Shane Battier, Duke, 6-8, Jr.; Mateen Cleaves, Michigan St., 6-2, Sr.; Scoonie Penn, Ohio St., 5-10, Sr.; Morrison Peterson, Michigan St., 6-6, Sr.; Stromile Swift, LSU, 6-9, So.

2001

First Team—Shane Battier, Duke, 6-8, Sr., Birmingham, MI; Joseph Forte, North Carolina, 6-4, So., Greenbelt, MD; Casey Jacobsen, Stanford, 6-6, So., Glendora, CA; Troy Murphy, Notre Dame, 6-10, Jr., Morristown, NJ; Jason Williams, Duke, 6-2, So., Plainfield, NJ.

Second Team—Troy Bell, Boston College, 6-1, So.; Michael Bradley, Villanova, 6-10, Jr.; Tayshaun Prince, Kentucky, 6-9, Jr.; Jason Richardson, Michigan St., 6-6, So.; Jamaal Tinsley, Iowa St., 6-3, Sr.

2002

First Team—Juan Dixon, Maryland, 6-3, Sr., Baltimore; Dan Dickau, Gonzaga, 6-1, Sr., Vancouver, WA; Drew Gooden, Kansas, 6-10, Jr., Richmond, CA; Steve Logan, Cincinnati, 6-1, Sr., Cleveland; Jason Williams, Duke, 6-2, Jr., Plainfield, NJ.

Second Team—Sam Clancy, Southern California, 6-7, Sr.; Mike Dunleavy, Duke, 6-9, Jr.; Casey Jacobsen, Stanford, 6-6, Jr.; Jared Jeffries, Indiana, 6-10, So.; David West, Xavier, 6-8, Jr.




Photo from Utah Sports Information

Utah's Andrew Bogut seemed to come out of nowhere in 2005 to earn first-team consensus all-America honors and most of the player of the year awards.

2003

First Team—Nick Collison, Kansas, 6-9, Sr., Iowa Falls, IA; T.J. Ford, Texas, 5-10, So., Houston; Josh Howard, Wake Forest, 6-6, Sr., Winston-Salem, NC; Dwyane Wade, Marquette, 6-4, Jr., Robbins, IL; David West, Xavier, 6-9, Sr., Garner, NC.

Second Team—Carmelo Anthony, Syracuse, 6-8, Fr.; Troy Bell, Boston College, 6-1, Sr.; Jason Gardner, Arizona, 5-10, Sr.; Kyle Korver, Creighton, 6-7, Sr.; Hollis Price, Oklahoma, 6-1, Sr.

2004

First Team—Andre Emmett, Texas Tech, 6-5, Sr., Dallas; Ryan Gomes, Providence, 6-7, Jr., Waterbury, CT; Jameer Nelson, St. Joseph's, 6-0, Sr., Chester, PA; Emeka Okafor, Connecticut, 6-10, Jr., Houston; Lawrence Roberts, Mississippi St., 6-9, Jr., Houston.

Second Team—Josh Childress, Stanford, 6-8, Jr.; Devin Harris, Wisconsin, 6-3, Jr.; Julius Hodge, North Carolina St., 6-6, Jr.; Luke Jackson, Oregon, 6-7, Sr.; Blake Stepp, Gonzaga, 6-4, Sr.

2005

First Team—Andrew Bogut, Utah, 7-0, So., Melbourne, Australia; Dee Brown, Illinois, 6-0, Jr., Maywood, IL; Chris Paul, Wake Forest, 6-0, So., Lewisville, NC; J.J. Redick, Duke, 6-4, Jr., Roanoke, VA; Wayne Simien, Kansas, 6-9, Sr., Leavenworth, KS; Hakim Warrick, Syracuse, 6-9, Sr., Philadelphia.

Second Team—Ike Diogu, Arizona St., 6-8, Jr.; Luther Head, Illinois, 6-3, Sr.; Sean May, North Carolina, 6-9, Jr.; Salim Stoudamire, Arizona, 6-1, Sr.; Deron Williams, Illinois, 6-3, Jr.

Teams used for consensus selections:

- Helms Foundation—1929-48
- Converse Yearbook—1932-48
- College Humor Magazine—1929-33, 1936
- Christy Walsh Syndicate—1929-30
- Literary Digest Magazine—1934
- Madison Square Garden—1937-42
- Omaha World Newspaper—1937
- Newspaper Enterprises Assn.—1938, 1953-63
- Colliers (Basketball Coaches)—1939, 1949-56
- Pic Magazine—1942-44
- Argosy Magazine—1945
- True Magazine—1946-47
- International News Service—1950-58
- Look Magazine—1949-63
- United Press International—1949-96
- Sporting News—1943-46, 1997-2005
- The Associated Press—1948-2005
- National Association of Basketball Coaches—1957-2005
- U.S. Basketball Writers Association—1960-2005

Consensus First-Team All-Americans By Team

ARIZONA

- 1988—Sean Elliott
- 1989—Sean Elliott
- 1995—Damon Stoudamire
- 1998—Mike Bibby
- Miles Simon
- 1999—Jason Terry

ARKANSAS

- 1936—Ike Poole
- 1941—John Adams
- 1979—Sidney Moncrief

BOWLING GREEN

- 1945—Wyndol Gray

BRADLEY

- 1950—Paul Unruh
- 1951—Gene Melchiorre
- 1961—Chet Walker
- 1962—Chet Walker
- 1988—Hersey Hawkins

BRIGHAM YOUNG

- 1931—Elwood Romney
- 1981—Danny Ainge

CALIFORNIA

- 1929—Vern Corbin
- 1960—Darrall Imhoff
- 1994—Jason Kidd

CINCINNATI

- 1958—Oscar Robertson
- 1959—Oscar Robertson
- 1960—Oscar Robertson
- 1963—Ron Bonham
- Tom Thacker
- 1997—Danny Fortson
- 2000—Kenyon Martin
- 2002—Steve Logan

COLUMBIA

- 1931—George Gregory
- 1957—Chet Forte

CONNECTICUT

- 1994—Donyell Marshall

- 1996—Ray Allen
- 1999—Richard Hamilton
- 2004—Emeka Okafor

CREIGHTON

- 1943—Ed Bessier

DARTMOUTH

- 1940—Gus Broberg
- 1941—Gus Broberg
- 1944—Audley Brindley

DAVIDSON

- 1965—Fred Hetzel

DENVER

- 1949—Vince Boryla

DePAUL

- 1944—George Mikan
- 1945—George Mikan
- 1946—George Mikan
- 1980—Mark Aguirre
- 1981—Mark Aguirre
- 1982—Terry Cummings

DETROIT

- 1969—Spencer Haywood

DUKE

- 1952—Dick Groat
- 1963—Art Heyman
- 1967—Bob Varga
- 1979—Mike Gminski
- 1985—Johnny Dawkins
- 1986—Johnny Dawkins
- 1989—Danny Ferry
- 1992—Christian Laettner
- 1993—Bobby Hurley
- 1994—Grant Hill
- 1999—Elton Brand
- 2000—Chris Carrawell
- 2001—Shane Battier
- Jason Williams
- 2002—Jason Williams
- 2005—J.J. Redick

DUQUESNE

- 1955—Dick Ricketts
- Si Green
- 1956—Si Green

FURMAN

- 1954—Frank Sely

GEORGETOWN

- 1982—Eric Floyd

- 1983—Patrick Ewing
- 1984—Patrick Ewing
- 1985—Patrick Ewing
- 1987—Reggie Williams
- 1992—Alonzo Mourning
- 1996—Allen Iverson

GEORGIA TECH

- 1961—Roger Kaiser
- 1991—Kenny Anderson

GONZAGA

- 2002—Dan Dickau

HOLY CROSS

- 1950—Bob Cousy
- 1956—Tom Heinsohn

HOUSTON

- 1967—Elvin Hayes
- 1968—Elvin Hayes
- 1977—Otis Birdsong
- 1984—Akeem Olajuwon

ILLINOIS

- 1940—Bill Hapac
- 1942—Andrew Phillip
- 1943—Andrew Phillip
- 1945—Walton Kirk
- 1952—Rod Fletcher
- 2005—Dee Brown

ILLINOIS ST.

- 1973—Doug Collins

INDIANA

- 1930—Branch McCracken
- 1936—Vern Huffman
- 1939—Ernie Andres
- 1947—Ralph Hamilton
- 1954—Don Schlundt
- 1975—Scott May
- 1976—Scott May
- Kent Benson
- 1977—Kent Benson
- 1981—Isiah Thomas
- 1986—Steve Alford
- 1987—Steve Alford
- 1993—Calbert Cheaney
- 2000—A.J. Guyton

INDIANA ST.

- 1978—Larry Bird
- 1979—Larry Bird

IOWA

- 1948—Murray Wier
- 1952—Chuck Darling

IOWA ST.

- 2000—Marcus Fizer

JACKSONVILLE

- 1971—Artis Gilmore

KANSAS

- 1938—Fred Pralle
- 1941—Howard Engleman
- 1943—Charles Black
- 1951—Clyde Lovellette
- 1952—Clyde Lovellette
- 1957—Wilt Chamberlain
- 1958—Wilt Chamberlain
- 1987—Danny Manning
- 1988—Danny Manning
- 1997—Raef LaFrentz
- 1998—Raef LaFrentz
- Paul Pierce
- 2002—Drew Gooden
- 2003—Nick Collison
- 2005—Wayne Simien

KANSAS ST.

- 1958—Bob Boozer
- 1959—Bob Boozer

KENTUCKY

- 1932—Forest Sale
- 1933—Forest Sale
- 1935—Leroy Edwards
- 1944—Robert Brannum
- 1947—Ralph Beard
- Alex Groza
- 1948—Ralph Beard
- 1949—Ralph Beard
- Alex Groza
- 1951—Bill Spivey
- 1952—Cliff Hagan
- 1954—Cliff Hagan
- 1959—Johnny Cox
- 1964—Cotton Nash
- 1970—Dan Issel
- 1980—Kyle Macy
- 1986—Kenny Walker
- 1993—Jamal Mashburn
- 1996—Tony Delk
- 1997—Ron Mercer

LA SALLE

- 1953—Tom Gola
- 1954—Tom Gola

- 1955—Tom Gola
- 1980—Michael Brooks
- 1990—Lionel Simmons

LONG BEACH ST.

- 1972—Ed Ratleff
- 1973—Ed Ratleff

LONG ISLAND

- 1937—Jules Bender
- 1939—Irving Torgoff

LA-LAFAYETTE

- 1972—Dwight Lamar
- 1973—Dwight Lamar

LSU

- 1954—Bob Pettit
- 1968—Pete Maravich
- 1969—Pete Maravich
- 1970—Pete Maravich
- 1989—Chris Jackson
- 1990—Chris Jackson
- 1991—Shaquille O'Neal
- 1992—Shaquille O'Neal

LOUISVILLE

- 1957—Charlie Tyra
- 1967—Wes Unseld
- 1968—Wes Unseld
- 1980—Darrell Griffith
- 1989—Pervis Ellison
- 1994—Clifford Rozier

LOYOLA (ILL.)

- 1963—Jerry Harkness

MARQUETTE

- 1971—Dean Meminger
- 1972—Jim Chones
- 1978—Butch Lee
- 2003—Dwayne Wade

MARYLAND

- 1932—Louis Berger
- 1975—John Lucas
- 1976—John Lucas
- 1986—Len Bias
- 1995—Joe Smith
- 2002—Juan Dixon

MASSACHUSETTS

- 1996—Marcus Camby

MEMPHIS

- 1983—Keith Lee
- 1985—Keith Lee

1993—Anfernee Hardaway

MIAMI (FLA.)

1965—Rick Barry

MICHIGAN

1965—Cazzie Russell
1966—Cazzie Russell
1977—Rickey Green
1988—Gary Grant
1993—Chris Webber

MICHIGAN ST.

1979—Earvin Johnson
1995—Shawn Respert
1999—Mateen Cleaves

MINNESOTA

1948—Jim McIntyre
1955—Dick Garmaker
1978—Mychal Thompson

MISSISSIPPI ST.

1959—Bailey Howell
2004—Lawrence Roberts

MONTANA ST.

1929—John Thompson
1930—John Thompson
Frank Ward

NAVY

1933—Elliott Loughlin
1987—David Robinson

UNLV

1990—Larry Johnson
1991—Larry Johnson

NEW YORK U.

1946—Sid Tanenbaum
1947—Sid Tanenbaum
1963—Barry Kramer

NIAGARA

1969—Calvin Murphy
1970—Calvin Murphy

NORTH CAROLINA

1940—George Glamack
1941—George Glamack
1957—Lenny Rosenbluth
1968—Larry Miller
1972—Bob McAdoo

1977—Phil Ford
1978—Phil Ford
1982—James Worthy
1983—Michael Jordan
Sam Perkins

1984—Michael Jordan
Sam Perkins
1987—Kenny Smith
1988—J.R. Reid
1995—Jerry Stackhouse
1998—Antawn Jamison
2001—Joseph Forte

NORTH CAROLINA ST.

1951—Sam Ranzino
1956—Ron Shavlik
1973—David Thompson
1974—David Thompson
1975—David Thompson

NORTHWESTERN

1931—Joe Reiff
1933—Joe Reiff
1944—Otto Graham
1946—Max Norris

NOTRE DAME

1932—Ed Krause
1933—Ed Krause
1934—Ed Krause
1936—Paul Nowak
John Moir
1937—Paul Nowak
John Moir
1938—Paul Nowak
John Moir

1944—Leo Klier
1945—William Hassett
1946—Leo Klier
1948—Kevin O'Shea
1971—Austin Carr
1974—John Shumate
1975—Adrian Dantley
1976—Adrian Dantley
2000—Troy Murphy
2001—Troy Murphy

OHIO ST.

1931—Wes Fesler
1939—Jimmy Hull
1950—Dick Schnittker
1956—Robin Freeman
1960—Jerry Lucas
1961—Jerry Lucas
1962—Jerry Lucas
1964—Gary Bradds
1991—Jim Jackson
1992—Jim Jackson

OKLAHOMA

1929—Thomas Churchill
1935—Bud Browning
1944—Alva Paine
1947—Gerald Tucker
1983—Wayman Tisdale
1984—Wayman Tisdale
1985—Wayman Tisdale
1989—Stacey King

OKLAHOMA ST.

1944—Robert Kurland
1945—Robert Kurland
1946—Robert Kurland

OREGON

1939—Urgel Wintermute
1940—John Dick

OREGON ST.

1981—Steve Johnson
1990—Gary Payton

PENN

1929—Joe SchAAF
1945—Howard Dallmar
1953—Ernie Beck

PITTSBURGH

1929—Charley Hyatt
1930—Charley Hyatt
1933—Don Smith
1934—Claire Cribbs
1935—Claire Cribbs
1958—Don Hennon

PRINCETON

1964—Bill Bradley
1965—Bill Bradley

PROVIDENCE

1966—Jim Walker
1967—Jim Walker
1973—Ernie DiGregorio
1974—Marvin Barnes
2004—Ryan Gomes

PURDUE

1929—Charles Murphy
1930—Charles Murphy
John Wooden
1931—John Wooden
1932—John Wooden
1934—Norman Cottom
1936—Bob Kessler
1937—Jewell Young
1938—Jewell Young
1961—Terry Dischinger
1962—Terry Dischinger
1966—Dave Schellhase
1969—Rick Mount
1970—Rick Mount
1980—Joe Barry Carroll
1994—Glenn Robinson

RHODE ISLAND

1939—Chet Jaworski

RICE

1942—Bob Kinney
1943—William Closs
1945—William Henry

RUTGERS

1967—Bob Lloyd

ST. BONAVENTURE

1960—Tom Stiith
1961—Tom Stiith
1970—Bob Lanier

ST. JOHN'S (N.Y.)

1943—Harry Boykoff
1985—Chris Mullin
1986—Walter Berry

ST. JOSEPH'S

1943—George Senesky
2004—Jameer Nelson

ST. LOUIS

1948—Ed Macauley
1949—Ed Macauley

SAN FRANCISCO

1955—Bill Russell
1956—Bill Russell
1982—Quintin Dailey

SEATTLE

1953—Johnny O'Brien
1958—Elgin Baylor

SETON HALL

1942—Robert Davies
1953—Walt Dukes

SOUTH CAROLINA

1972—Tom Riker

SOUTHERN CALIFORNIA

1933—Jerry Nemer
1935—Lee Guttero
1940—Ralph Vaughn
1950—Bill Sharman
1992—Harold Miner

SOUTHERN METHODIST

1957—Jim Krebs

STANFORD

1936—Hank Luisetti
1937—Hank Luisetti
1938—Hank Luisetti
2001—Casey Jacobsen

SYRACUSE

1966—Dave Bing
1990—Derrick Coleman
1991—Billy Owens
2005—Hakim Warrick

TEMPLE

1938—Meyer Bloom
1951—Bill Mlkvy
1958—Guy Rodgers

TENNESSEE

1977—Bernard King
1983—Dale Ellis

TEXAS

1935—Jack Gray
2000—Chris Mihm
2003—T.J. Ford

TEXAS TECH

2004—Andre Emmett

UCLA

1964—Walt Hazzard
1965—Gail Goodrich
1967—Lew Alcindor
1968—Lew Alcindor
1969—Lew Alcindor
1971—Sidney Wicks
1972—Bill Walton
Henry Bibby
1973—Bill Walton
Keith Wilkes
1974—Bill Walton
Keith Wilkes
1975—Dave Meyers
1976—Richard Washington
1977—Marques Johnson
1978—David Greenwood
1979—David Greenwood
1995—Ed O'Bannon

UTAH

1936—Bill Kinner
1945—Arnold Ferrin
1962—Billy McGill
1997—Keith Van Horn
1999—Andre Miller
2005—Andre Bogut

VANDERBILT

1966—Clyde Lee

VILLANOVA

1950—Paul Arizin
1996—Kerry Kittles

VIRGINIA

1981—Ralph Sampson
1982—Ralph Sampson
1983—Ralph Sampson

WAKE FOREST

1962—Len Chappell
1996—Tim Duncan
1997—Tim Duncan
2003—Josh Howard
2005—Chris Paul

WASHINGTON

1934—Hal Lee
1953—Bob Houbregs

WEST TEX. A&M

1942—Price Brookfield

WEST VIRGINIA

1957—Rod Hundley
1959—Jerry West
1960—Jerry West

WESTERN KY.

1967—Clem Haskins
1971—Jim McDaniels

WICHITA ST.

1964—Dave Stallworth
1985—Xavier McDaniel

WISCONSIN

1941—Gene Englund
1942—John Kotz

WYOMING

1932—Les Witte
1934—Les Witte
1943—Ken Sailors

XAVIER

2003—David West

YALE

1949—Tony Lavelli

Team Leaders in Consensus First-Team All-Americans

(Ranked on total number of selections)

Team	No.	Players
Kentucky	20	15
Notre Dame	19	10
UCLA	18	12
North Carolina	17	13
Duke	16	13
Purdue	16	10
Kansas	15	11
Indiana	14	11
Ohio St.	10	7
Cincinnati	8	6
Oklahoma	8	6
LSU	8	4
Georgetown	7	5
Utah	6	6
Arizona	6	5
Illinois	6	5
Louisville	6	5
Maryland	6	5
Pittsburgh	6	4
DePaul	6	3
Southern California	5	5
Bradley	5	4
Providence	5	4
Wake Forest	5	4
La Salle	5	3
Michigan	5	3
North Carolina St.	5	3

Division I Academic All-Americans by Team

AIR FORCE

1968—Cliff Parsons
1970—Jim Cooper
1978—Tom Schneeberger

AMERICAN

1972—Kermit Washington
1973—Kermit Washington
1987—Patrick Witting

ARIZONA

1976—Bob Elliott
1977—Bob Elliott

ARIZONA ST.

1964—Art Becker
1999—Bobby Lazor

ARKANSAS

1978—Jim Counce

ARMY

1964—Mike Silliman

BALL ST.

2002—Patrick Jackson

BAYLOR

1996—Doug Brandt
1997—Doug Brandt

BELMONT

2002—Wes Burtner
2003—Adam Mark
2004—Adam Mark

BOSTON COLLEGE

1968—Terry Driscoll

BRIGHAM YOUNG

1980—Danny Ainge
1981—Danny Ainge
1983—Devin Durrant
1984—Devin Durrant
1987—Michael Smith
1988—Michael Smith
1989—Michael Smith
1990—Andy Toolson

BROWN

1986—Jim Turner

BUCKNELL

1999—Valter Karavanic

CALIFORNIA

1987—David Butler

CENTRAL MICH.

1993—Sander Scott

COL. OF CHARLESTON

2000—Jody Lumpkin
2001—Jody Lumpkin

CINCINNATI

1967—Mike Rolf

CLEVELAND ST.

1973—Pat Lyons

COLGATE

1997—Adonal Foyle

CONNECTICUT

1967—Wes Bialosuknia
2003—Emeka Okafor
2004—Emeka Okafor

CREIGHTON

1964—Paul Silas
1978—Rick Apke

DARTMOUTH

1984—Paul Anderson
1996—Seamus Lonergan

DAVIDSON

1988—Derek Rucker

DAYTON

1979—Jim Paxson
1981—Mike Kanieski
1982—Mike Kanieski

DENVER

2003—Brett Starkey

DEPAUL

1991—Stephen Howard
1992—Stephen Howard

DUKE

1963—Jay Buckley
1964—Jay Buckley
1971—Dick DeVenzio
1972—Gary Melchionni
1975—Bob Fleischer
1978—Mike Gminski
Jim Spanarkel
1979—Mike Gminski
Jim Spanarkel

1980—Mike Gminski
2000—Shane Battier
2001—Shane Battier

DUQUESNE

1969—Bill Zopf
1970—Bill Zopf

EVANSVILLE

1989—Scott Haffner
2003—Clint Cuffle

FAIRLEIGH DICKINSON

1978—John Jorgensen

FLORIDA

2002—Matt Bonner
2003—Matt Bonner

FORDHAM

1975—Darryl Brown

GEORGE WASHINGTON

1976—Pat Tallent
1986—Steve Frick

GEORGIA

1988—Alec Kessler
1989—Alec Kessler
1990—Alec Kessler

GEORGIA TECH

1964—Jim Caldwell
1969—Rich Yunkus
1970—Rich Yunkus
1971—Rich Yunkus
1998—Matt Harpring

GONZAGA

1984—Bryce McPhee
John Stockton
1985—Bryce McPhee
1992—Jarrod Davis
1993—Jeff Brown
1994—Jeff Brown
2002—Dan Dickau

HARVARD

1985—Joe Carrabino
1987—Arne Duncan

HAWAII

2004—Michael Kuebler

HOLY CROSS

1969—Ed Studut
1978—Ronnie Perry
1979—Ronnie Perry
1980—Ronnie Perry
1991—Jim Nairus

ILLINOIS

1968—Dave Scholz
1969—Dave Scholz
1971—Rich Howatt
1974—Rick Schmidt
1975—Rick Schmidt

ILLINOIS ST.

1973—Doug Collins

INDIANA

1964—Dick Van Arsdale
1965—Dick Van Arsdale
1965—Tom Van Arsdale
1973—John Ritter
1974—Steve Green
1975—Steve Green

1976—Kent Benson
1977—Kent Benson
1978—Wayne Radford
1982—Randy Wittman
1983—Randy Wittman
1985—Uwe Blab
1989—Joe Hillman

IOWA ST.

1995—Fred Hoiberg

JACKSONVILLE

1971—Vaughan Wedeking
1983—Maurice Roulhac

KANSAS

1971—Bud Stallworth
1974—Tom Kivisto
1977—Ken Koenigs
Chris Barnhouse

1978—Ken Koenigs
1979—Darnell Valentine
1980—Darnell Valentine
1981—Darnell Valentine
1982—David Magley
1996—Jacque Vaughn
1997—Jerod Haase
Jacque Vaughn
1999—Ryan Robertson

KANSAS ST.

1968—Earl Seyfert
1982—Tim Jankovich
Ed Nealy

KENTUCKY

1966—Lou Dampier
1967—Lou Dampier
1969—Larry Conley
1970—Dan Issel
Mike Pratt
1971—Mike Casey
1975—Bob Guyette
Jimmy Dan Conner
1979—Kyle Macy

LA SALLE

1977—Tony Dileo
1988—Tim Legler
1992—Jack Hurd

LAMAR

1999—Matt Sundblad

LEWIS

1989—Jamie Martin

LOUISVILLE

1976—Phil Bond

LOYOLA MARYMOUNT

1973—Steve Smith

MANHATTAN

1990—Peter Runge

MARQUETTE

1982—Marc Marotta
1983—Marc Marotta
1984—Marc Marotta

MARSHALL

1972—Mike D'Antoni
1973—Mike D'Antoni

MARYLAND

1972—Tom McMillen
1973—Tom McMillen
1974—Tom McMillen
1991—Matt Roe

MERCER

2005—Will Emerson

MIAMI (OHIO)

1993—Craig Michaelis

MICHIGAN

1976—Steve Grote
1981—Marty Bodnar

MICHIGAN ST.

1970—Ralph Simpson

1979—Greg Kelser
2004—Chris Hill
2005—Chris Hill

MISSISSIPPI

1975—Dave Shepherd

MISSOURI

1983—Steve Stipanovich

MONTANA

1981—Craig Zanon
1985—Larry Krystkowiak
1986—Larry Krystkowiak

MURRAY ST.

1985—Mike Lahm

NEBRASKA

1984—John Matzke

UNLV

1983—Danny Tarkanian
1984—Danny Tarkanian

NEW MEXICO

1969—Ron Becker
1970—Ron Becker

NEW MEXICO ST.

2001—Eric Channing
2002—Eric Channing

NORTH CAROLINA

1965—Billy Cunningham
1970—Charlie Scott
1972—Dennis Wucyk
Steve Previs

1976—Tommy LaGarde

1986—Steve Hale

1994—Eric Montross

UNC GREENSBORO

2001—Nathan Jameson

NORTH CAROLINA ST.

1984—Terry Gannon
1985—Terry Gannon
1995—Todd Fuller
1996—Todd Fuller

NORTHEASTERN

1977—David Caligaris
1978—David Caligaris

NORTHERN ILL.

1984—Tim Dillion
1998—T.J. Lux
2000—T.J. Lux

UNI

1984—Randy Kraayenbrink

NORTHWESTERN

1967—Jim Burns
1980—Mike Campbell
1987—Shon Morris
1988—Shon Morris

NOTRE DAME

1967—Bob Arnzen
1968—Bob Arnzen
1969—Bob Arnzen
1974—Gary Novak
1979—Kelly Tripucka
1980—Rich Branning
1982—John Paxson
1983—John Paxson
1997—Pat Garrity
1998—Pat Garrity

OHIO

1971—Craig Love
1977—Steve Skaggs
1990—Dave Jamerson

OHIO ST.

1968—Bill Hosket

OKLAHOMA

1974—Alvan Adams
1975—Alvan Adams
1980—Terry Stotts

OKLAHOMA ST.

1964—Gary Hassmann
1969—Joe Smith

PACIFIC

1967—Keith Swagerty

PENN

1972—Robert Morse

PENN ST.

1994—John Amaechi
1995—John Amaechi

PRINCETON

1965—Bill Bradley
1991—Kit Mueller

PURDUE

1965—Dave Schellhase
1966—Dave Schellhase
1972—Robert Ford
1981—Brian Walker
1982—Keith Edmonson
1983—Steve Reid
1985—Steve Reid

RADFORD

1998—Corey Reed

RICE

1994—Adam Peakes

ST. FRANCIS (PA.)

1990—Michael Iuzzolino
1991—Michael Iuzzolino

ST. LOUIS

1968—Rich Niemann
1994—Scott Highmark
1995—Scott Highmark

SAN DIEGO ST.

1976—Steve Copp

SANTA CLARA

1968—Dennis Awtrye
1969—Dennis Awtrye
1970—Dennis Awtrye

SIENA

1985—Doug Peotzch
1992—Bruce Schroeder

SOUTH CAROLINA

1970—John Roche
1971—John Roche

SOUTHEAST MO. ST.

2005—Derek Winans

SOUTHERN ILL.

1976—Mike Glenn
1977—Mike Glenn

SOUTHERN METHODIST

1977—Pete Lodwick
2005—Eric Castro

STANFORD

2000—Mark Madsen

SYRACUSE

1981—Dan Schayes

TENNESSEE

1968—Bill Justus
1993—Lang Wiseman

TEXAS

1979—Jim Krivacs

UTEP

2000—Brandon Wolfram
2001—Brandon Wolfram

TEXAS A&M

1964—Bill Robinette

TULSA

1999—Michael Ruffin

UCLA

1967—Mike Warren
1969—Kenny Heitz
1971—Sidney Wicks
1972—Bill Walton
Keith Wilkes
Greg Lee

1973—Bill Walton

Keith Wilkes

Greg Lee

1974—Bill Walton

Keith Wilkes

Greg Lee

1975—Ralph Drollinger

1977—Marques Johnson

1979—Kiki Vandeweghe

1980—Kiki Vandeweghe

1995—George Zidek

UTAH

1970—Mike Newlin

1971—Mike Newlin

1977—Jeff Jonas

1998—Michael Doleac

UTAH ST.

1964—Gary Watts

1980—Dean Hunger

1982—Larry Bergeson

1996—Eric Franson

VANDERBILT

1975—Jeff Fosnes

1976—Jeff Fosnes

1993—Bruce Elder

VILLANOVA

1973—Tom Inglesby
1982—John Pinone
1983—John Pinone
1986—Harold Jensen
1987—Harold Jensen

VIRGINIA

1976—Wally Walker
1981—Jeff Lamp
Lee Raker

VMI

1980—Andy Kolesar
1981—Andy Kolesar

WASHINGTON

1982—Dave Henley

WASHINGTON ST.

1989—Brian Quinnett

WEBER ST.

1985—Randy Worster

WEST VIRGINIA

2005—Johannes Herber

WICHITA ST.

1967—Jamie Thompson
1969—Ron Mendell

WILLIAM & MARY

1985—Keith Cieplicki
2004—Adam Hess

WISCONSIN

1974—Dan Anderson

WIS.-GREEN BAY

1992—Tony Bennett

Division I Player of the Year

Season	United Press International	The Associated Press	U.S. Basketball Writers Assn.	Wooden Award	Nat'l Assn. of Basketball Coaches	Naismith Award	Frances Pomeroy Naismith Award
1955	Tom Gola La Salle						
1956	Bill Russell San Francisco						
1957	Chet Forte Columbia						
1958	Oscar Robertson Cincinnati						
1959	Oscar Robertson Cincinnati		Oscar Robertson Cincinnati				
1960	Oscar Robertson Cincinnati		Oscar Robertson Cincinnati				
1961	Jerry Lucas Ohio St.	Jerry Lucas Ohio St.	Jerry Lucas Ohio St.				
1962	Jerry Lucas Ohio St.	Jerry Lucas Ohio St.	Jerry Lucas Ohio St.				
1963	Art Heyman Duke	Art Heyman Duke	Art Heyman Duke				
1964	Gary Bradds Ohio St.	Gary Bradds Ohio St.	Walt Hazzard UCLA				
1965	Bill Bradley Princeton	Bill Bradley Princeton	Bill Bradley Princeton				
1966	Cazzie Russell Michigan	Cazzie Russell Michigan	Cazzie Russell Michigan				
1967	Lew Alcindor UCLA	Lew Alcindor UCLA	Lew Alcindor UCLA				
1968	Elvin Hayes Houston	Elvin Hayes Houston	Elvin Hayes Houston				
1969	Lew Alcindor UCLA	Lew Alcindor UCLA	Lew Alcindor UCLA			Lew Alcindor UCLA	Billy Keller Purdue
1970	Pete Maravich LSU	Pete Maravich LSU	Pete Maravich LSU			Pete Maravich LSU	John Rinka Kenyon

Season	United Press International	The Associated Press	U.S. Basketball Writers Assn.	Wooden Award	Nat'l Assn. of Basketball Coaches	Naimsmith Award	Frances Pomeroy Naimsmith Award
1971	Austin Carr Notre Dame	Austin Carr Notre Dame	Sidney Wicks UCLA			Austin Carr Notre Dame	Charlie Johnson California
1972	Bill Walton UCLA	Bill Walton UCLA	Bill Walton UCLA			Bill Walton UCLA	Scott Martin Oklahoma
1973	Bill Walton UCLA	Bill Walton UCLA	Bill Walton UCLA			Bill Walton UCLA	Bobby Sherwin Army
1974	Bill Walton UCLA	David Thompson North Carolina St.	Bill Walton UCLA			Bill Walton UCLA	Mike Robinson Michigan St.
1975	David Thompson North Carolina St.	David Thompson North Carolina St.	David Thompson North Carolina St.		David Thompson North Carolina St.	David Thompson North Carolina St.	Monty Towe North Carolina St.
1976	Scott May Indiana	Scott May Indiana	Adrian Dantley Notre Dame		Scott May Indiana	Scott May Indiana	Frank Algia St. John's (N.Y.)
1977	Marques Johnson UCLA	Marques Johnson UCLA	Marques Johnson UCLA	Marques Johnson UCLA	Marques Johnson UCLA	Marques Johnson UCLA	Jeff Jonas Utah
1978	Butch Lee Marquette	Butch Lee Marquette	Phil Ford North Carolina	Phil Ford North Carolina	Phil Ford North Carolina	Butch Lee Marquette	Mike Scheib Susquehanna
1979	Larry Bird Indiana St.	Larry Bird Indiana St.	Larry Bird Indiana St.	Larry Bird Indiana St.	Larry Bird Indiana St.	Larry Bird Indiana St.	Alton Byrd Columbia
1980	Mark Aguirre DePaul	Mark Aguirre DePaul	Mark Aguirre DePaul	Darrell Griffith Louisville	Michael Brooks La Salle	Mark Aguirre DePaul	Jim Sweeney Boston College
1981	Ralph Sampson Virginia	Ralph Sampson Virginia	Ralph Sampson Virginia	Danny Ainge Brigham Young	Danny Ainge Brigham Young	Ralph Sampson Virginia	Terry Adolph West Tex. A&M
1982	Ralph Sampson Virginia	Ralph Sampson Virginia	Ralph Sampson Virginia	Ralph Sampson Virginia	Ralph Sampson Virginia	Ralph Sampson Virginia	Jack Moore Nebraska
1983	Ralph Sampson Virginia	Ralph Sampson Virginia	Ralph Sampson Virginia	Ralph Sampson Virginia	Ralph Sampson Virginia	Ralph Sampson Virginia	Ray McCallum Ball St.
1984	Michael Jordan North Carolina	Michael Jordan North Carolina	Michael Jordan North Carolina	Michael Jordan North Carolina	Michael Jordan North Carolina	Michael Jordan North Carolina	Ricky Stokes Virginia
1985	Chris Mullin St. John's (N.Y.)	Patrick Ewing Georgetown	Chris Mullin St. John's (N.Y.)	Chris Mullin St. John's (N.Y.)	Patrick Ewing Georgetown	Patrick Ewing Georgetown	Bubba Jennings Texas Tech
1986	Walter Berry St. John's (N.Y.)	Walter Berry St. John's (N.Y.)	Walter Berry St. John's (N.Y.)	Walter Berry St. John's (N.Y.)	Walter Berry St. John's (N.Y.)	Johnny Dawkins Duke	Jim Les Bradley
1987	David Robinson Navy	David Robinson Navy	David Robinson Navy	David Robinson Navy	David Robinson Navy	David Robinson Navy	Tyrone Bogues Wake Forest
1988	Hersey Hawkins Bradley	Hersey Hawkins Bradley	Hersey Hawkins Bradley	Danny Manning Kansas	Danny Manning Kansas	Danny Manning Kansas	Jerry Johnson Fla. Southern
1989	Danny Ferry Duke	Sean Elliott Arizona	Danny Ferry Duke	Sean Elliott Arizona	Sean Elliott Arizona	Danny Ferry Duke	Tim Hardaway UTEP
1990	Lionel Simmons La Salle	Lionel Simmons La Salle	Lionel Simmons La Salle	Lionel Simmons La Salle	Lionel Simmons La Salle	Lionel Simmons La Salle	Boo Harvey St. John's (N.Y.)
1991	Shaquille O'Neal LSU	Shaquille O'Neal LSU	Larry Johnson UNLV	Larry Johnson UNLV	Larry Johnson UNLV	Larry Johnson UNLV	Keith Jennings East Tenn. St.
1992	Jim Jackson Ohio St.	Christian Laettner Duke	Christian Laettner Duke	Christian Laettner Duke	Christian Laettner Duke	Christian Laettner Duke	Tony Bennett Wis.-Green Bay
1993	Calbert Cheaney Indiana	Calbert Cheaney Indiana	Calbert Cheaney Indiana	Calbert Cheaney Indiana	Calbert Cheaney Indiana	Calbert Cheaney Indiana	Sam Crawford New Mexico St.
1994	Glenn Robinson Purdue	Glenn Robinson Purdue	Glenn Robinson Purdue	Glenn Robinson Purdue	Glenn Robinson Purdue	Glenn Robinson Purdue	Greg Brown Evansville
1995	Joe Smith Maryland	Joe Smith Maryland	Ed O'Bannon UCLA	Ed O'Bannon UCLA	Shawn Respert Michigan St.	Joe Smith Maryland	Tyus Edney UCLA
1996	Marcus Camby Massachusetts	Marcus Camby Massachusetts	Marcus Camby Massachusetts	Marcus Camby Massachusetts	Marcus Camby Massachusetts	Marcus Camby Massachusetts	Eddie Benton Vermont
1997		Tim Duncan Wake Forest	Tim Duncan Wake Forest	Tim Duncan Wake Forest	Tim Duncan Wake Forest	Tim Duncan Wake Forest	Kent McCausland Iowa
1998		Antawn Jamison North Carolina	Antawn Jamison North Carolina	Antawn Jamison North Carolina	Antawn Jamison North Carolina	Antawn Jamison North Carolina	Earl Boykins Eastern Mich.
1999		Elton Brand Duke	Elton Brand Duke	Elton Brand Duke	Elton Brand Duke	Elton Brand Duke	Shawnta Rogers George Washington
2000		Kenyon Martin Cincinnati	Kenyon Martin Cincinnati	Kenyon Martin Cincinnati	Kenyon Martin Cincinnati	Kenyon Martin Cincinnati	Scoonie Penn Ohio St.
2001		Shane Battier Duke	Shane Battier Duke	Shane Battier Duke	Jason Williams Duke	Shane Battier Duke	Rashad Phillips Detroit
2002		Jason Williams Duke	Jason Williams Duke	Jason Williams Duke	Jason Williams Duke Drew Gooden Kansas	Jason Williams Duke	Steve Logan Cincinnati
2003		David West Xavier	David West Xavier	T.J. Ford Texas	Nick Collison Kansas	T.J. Ford Texas	Jason Gardner Arizona

Season	United Press International	Associated Press	U.S. Basketball Writers Assn.	Wooden Award	Basketball Coaches	Naismith Award	Frances Pomeroy Naismith Award
2004		Jameer Nelson St. Joseph's	Jameer Nelson St. Joseph's	Jameer Nelson St. Joseph's	Jameer Nelson St. Joseph's Emeka Okafor Connecticut Andrew Bogut Utah	Jameer Nelson St. Joseph's	Jameer Nelson St. Joseph's
2005		Andrew Bogut Utah	Andrew Bogut Utah	Andrew Bogut Utah	Andrew Bogut Utah	Andrew Bogut Utah	Nate Robinson Washington

Note: The Francis Pomeroy Naismith Award is given to the top player who is less than 6 feet tall.

Basketball Times Player of the Year: 1982-Ralph Sampson, Virginia; 1983-Ralph Sampson, Virginia; 1984-Akeem Olajuwon, Houston; 1985-Patrick Ewing, Georgetown; 1986-Scott Skiles, Michigan St.; 1987-Kenny Smith, North Carolina; 1988-Hersey Hawkins, Bradley; 1989-Sean Elliot, Arizona; 1990-Derrick Coleman, Syracuse; 1991-Larry Johnson, UNLV; 1992-Christian Laettner, Duke; 1993-Jamaal Mashburn, Kentucky; 1994-Glenn Robinson, Purdue; 1995-Ed O'Bannon, UCLA; 1996-Marcus Camby, Massachusetts; 1997-Tim Duncan, Wake Forest; 1998-Antawn Jamison, North Carolina; 1999-Jason Terry, Arizona; 2000-Kenyon Martin, Cincinnati; 2001-Shane Battier, Duke; 2002-Jason Williams, Duke; 2003-David West, Xavier; 2004-Jameer Nelson, St. Joseph's; 2005-Andrew Bogut, Utah.

Defensive Player of the Year: 1987-Tommy Amaker, Duke; 1988-Billy King, Duke; 1989-Stacey Augmon, UNLV; 1990-Stacey Augmon, UNLV; 1991-Stacey Augmon, UNLV; 1992-Alonzo Mourning, Georgetown; 1993-Grant Hill, Duke; 1994-Jim McIlvaine, Marquette; 1995-Tim Duncan, Wake Forest; 1996-Tim Duncan, Wake Forest; 1997-Tim Duncan, Wake Forest; 1998-Steve Wojciechowski, Duke; 1999-Shane Battier, Duke; 2000-Kenyon Martin, Cincinnati & Shane Battier, Duke; 2001-Shane Battier, Duke; 2002-John Linehan, Providence; 2003-Emeka Okafor, Connecticut; 2004-Emeka Okafor, Connecticut; 2005-Shelden Williams, Duke.



Photo by St. Joseph's Sports Information

St. Joseph's Jameer Nelson capped his stellar career with consensus first-team all-America and player-of-the-year honors in 2004.

Divisions II & III Player Of The Year

The Divisions II and III Player of the Year are chosen by the National Association of Basketball Coaches (NABC).

Year	Division II	Division III
1983	Earl Jones, Dist. of Columbia	Leroy Witherspoon, Potsdam St.
1984	Earl Jones, Dist. of Columbia	Leroy Witherspoon, Potsdam St.
1985	Charles Oakley, Virginia Union	Tim Casey, Wittenberg
1986	Todd Linder, Tampa	Dick Hempy, Otterbein
1987	Ralph Talley, Norfolk St.	Brendan Mitchell, Potsdam St.
1988	Jerry Johnson, Fla. Southern	Scott Tedder, Ohio Wesleyan
1989	Kris Kearney, Fla. Southern	Greg Grant, TCNJ
1990	A.J. English, Virginia Union	Matt Hancock, Colby
1991	Corey Crowder, Ky. Wesleyan	Brad Baldrige, Wittenberg
1992	Eric Manuel, Oklahoma City	Andre Foreman, Salisbury
1993	Alex Wright, Central Okla.	Steve Hondred, Calvin
1994	Derrick Johnson, Virginia Union	Scott Fitch, Geneseo St.
1995	Stan Gourard, Southern Ind.	D'Artis Jones, Ohio Northern
1996	Stan Gourard, Southern Ind.	David Benter, Hanover
1997	Kebu Stewart, Cal St. Bakersfield	Bryan Crabtree, Ill. Wesleyan
1998	Joe Newton, Central Okla.	Mike Nogelo, Williams
1999	Antonio Garica, Ky. Wesleyan	Merrill Berunson, Wis.-Platteville
2000	Ajumu Gaines, Charleston (W.V.)	Aaron Winkle, Calvin
2001	Colin Ducharme, Longwood	Horace Jenkins, Wm. Paterson
2002	Ronald Murray, Shaw	Jeff Gibbs, Otterbein
2003	Marlon Parmer, Ky. Wesleyan	Bryan Nelson, Williams
2004	Elad Inbar, Mass.-Lowell	Richard Melzer, Wis.-River Falls
2005	Mark Worthington, Metro St.	Jason Kalsow, Wis.-Stevens Point

Divisions II and III First-Team All-Americans by Team

Current Division I member denoted by (*). Non-NCAA member denoted by (†).

ABILENE CHRISTIAN

1968—John Godfrey

ADELPHI

2001—Ryan McCormack

AKRON*

1967—Bill Turner

1972—Len Paul

ALA.-HUNTSVILLE

1978—Tony Vann

ALAS. ANCHORAGE

1987—Jesse Jackson

1987—Hansi Gnad

1989—Michael Johnson

1990—Todd Fisher

2005—Brad Oleson

ALBANY ST. (GA.)

1975—Major Jones

ALBION

2005—Travis Dupree

ALCORN ST.*

1976—John McGill

ALFRED

2001—Devon Downing

AMERICAN*

1960—Willie Jones

AMERICAN INT'L

1969—Greg Hill

1970—Greg Hill

2002—Malik Moore

AMHERST

1970—Dave Auten

1971—James Rehnquist

2003—Steve Zieja

2005—Andrew Schiel

ARK.-MONTICELLO

2004—Billy McDaniel

ARKANSAS ST.*

1965—Jerry Rook

ARMSTRONG ATLANTIC

1975—Ike Williams

ASSUMPTION

1970—Jake Jones

1971—Jake Jones

1973—Mike Boylan

1974—John Grochowalski

1975—John Grochowalski

1976—Bill Wurm

AUGUSTANA (ILL.)

1973—John Laing

BABSON

1992—Jim Pierrakos

BEMIDJI ST.

2004—Charles Hanks

BENTLEY

1974—Brian Hammel

1975—Brian Hammel

2005—Tim Forbes

BISHOP

1983—Shannon Lilly

BOWIE ST.

2005—Letheal Cook

BRIDGEPORT

1969—Gary Baum

1976—Lee Hollerbach

1985—Manute Bol

1991—Lambert Shell

1992—Lambert Shell

1995—Lamont Jones

BRIDGEWATER (VA.)

1995—Dan Rush

2002—Kyle Williford

BYU-HAWAII

2000—David Evans

BROCKPORT ST.

2002—Mike Medbury

BRYANT1981—Ernie DeWitt
2004—Romuald Augustin**UC RIVERSIDE***

1989—Maurice Pullum

CAL POLY POMONA

2005—Jeff Bonds

CAL ST. BAKERSFIELD1996—Kebu Stewart
1997—Kebu Stewart**CAL ST. SAN B'DINO**

2004—Jonathan Levy

CALIFORNIA (PA.)

1993—Ray Gutierrez

CALVIN1993—Steve Honderd
2000—Aaron Winkle**CAMERON**

1974—Jerry Davenport

CARLETON

1993—Gerrick Monroe

CARTHAGE

2002—Antoine McDaniel

CENTENARY (LA.)*

1957—Milt Williams

CENTRAL CONN. ST.*

1969—Howie Dickenman

UCF*1979—Bo Clark
1980—Bo Clark**CENTRAL MO. ST.**1981—Bill Fennelly
1985—Ron Nunnally
1991—Armando Becker**CENTRAL OKLA.**1993—Alex Wright
1997—Tyronne Hopkins
1998—Joe Newton
1999—Eddie Robinson**CENTRAL WASH.**

1967—Mel Cox

CHARLESTON (W.V.)

2000—Ajamu Gaines

CHATTANOOGA*

1977—Wayne Golden

CHEYNEY1979—Andrew Fields
1981—George Melton
1982—George Melton**CHICAGO**

2003—Derek Reich

CHRIS. NEWPORT1991—Lamont Strothers
2001—Antoine Sinclair**CLAREMONT-M-S**

1992—Chris Greene

CLARION

1994—Kwame Morton

CLARK (MASS.)1980—Kevin Clark
1981—Kevin Clark
1988—Kermit Sharp**COLBY**1977—Paul Harvey
1978—Paul Harvey
1989—Matt Hancock
1990—Matt Hancock**COLUMBUS ST.**2004—Yandel Brown
2005—Yandel Brown**CONCORD**

2004—Lewis Muse

CORTLAND ST.

2000—Tom Williams

DAVIS & ELKINS

1959—Paul Wilcox

DELTA ST.

1969—Sammy Little

DePAUW

1987—David Galle

DIST. COLUMBIA1982—Earl Jones
1983—Earl Jones
Michael Britt
1984—Earl Jones**EASTERN MICH.***1971—Ken McIntosh
1972—George Gervin**EDINBORO**1996—Tyronne Mason
2002—Kenny Tate
2005—Jakim Donaldson**ELMHURST**

2001—Ryan Knuppel

EMORY

1990—Tim Garrett

EMORY & HENRY

2004—Justin Call

EVANSVILLE*1959—Hugh Ahlering
1960—Ed Smallwood
1965—Jerry Sloan
Larry Humes
1966—Larry Humes**FLA. SOUTHERN**1981—John Ebeling
1982—John Ebeling
1988—Jerry Johnson
Kris Kearney
1989—Kris Kearney
1990—Donolly Tyrell**FORT HAYS ST.**

1997—Alonzo Goldston

FRAMINGHAM ST.

1984—Mark Van Valkenburg

FRANKLIN

1999—Jason Sibley

FRANK. & MARSH.1992—Will Lasky
1996—Jeremiah Henry
2000—Alex Kraft**GANNON**1985—Butch Warner
1998—Troy Nesmith**GENESEO ST.**

1994—Scott Fitch

GEORGETOWN (KY.)†

1964—Cecil Tuttle

GRAMBLING*1961—Charles Hardnett
1962—Charles Hardnett
1964—Willis Reed
1966—Johnny Comeaux
1976—Larry Wright**GRAND CANYON**

1976—Bayard Forest

GRAND VALLEY ST.

1997—Joe Modderman

GUILFORD1968—Bob Kauffman
1975—Lloyd Free**HAMILTON**1977—Cedric Oliver
1978—Cedric Oliver
1979—Cedric Oliver
1987—John Cavanaugh
1998—Mike Schantz
1999—Michael Schantz
2003—Joe Finley**HAMPDEN-SYDNEY**1992—Russell Turner
2000—T.J. Grimes**HANOVER**

1996—David Benter

HARTFORD*

1979—Mark Noon

HARTWICK1977—Dana Gahres
1983—Tim O'Brien**HAVERFORD**

1977—Dick Vioth

HENDERSON ST.2002—Niki Arinze
2004—Tarvoris Uzoiqoe**HOPE**1984—Chip Henry
1998—Joel Holstege**HUMBOLDT ST.**

2004—Austin Nichols

ILLINOIS ST.*

1968—Jerry McGreal

ILL. WESLEYAN1977—Jack Sikma
1989—Jeff Kuehl
1995—Chris Simich
1997—Bryan Crabtree
1998—Brent Niebrugge
2000—Korey Coon
2004—Keelan Amelianovich
2005—Adam Daukas**INDIANA (PA.)**

1995—Derrick Freeman

IUPUI*

1996—Carlos Knox

INDIANA ST.*

1968—Jerry Newsome

INDIANAPOLIS

2005—David Logan

ITHACA

2000—Pat Britton

JACKSON ST.*1974—Eugene Short
1975—Eugene Short
1977—Purvis Short**JACKSONVILLE***1962—Roger Strickland
1963—Roger Strickland**JOHNSON C. SMITH**

2001—Wyle Perry

KEAN

1993—Fred Drains

KEENE ST.

2001—Chris Coates

KENNESAW ST.

2004—Terrence Hill

KENTUCKY ST.1971—Travis Grant
Elmore Smith
1972—Travis Grant
1975—Gerald Cunningham
1977—Gerald Cunningham**KY. WESLEYAN**1957—Mason Cope
1967—Sam Smith
1968—Dallas Thornton
1969—George Tinsley
1984—Rod Drake
Dwight Higgs

1988—J.B. Brown

1990—Corey Crowder

1991—Corey Crowder

1995—Willis Cheaney

1998—Antonio Garcia

1999—Antonio Garcia
Dana Williams

2000—LeRoy John

2001—Lorico Duncan

2002—Ronald Evans

KENYON1969—John Rinka
1970—John Rinka

1979—Scott Rogers

1980—Scott Rogers

LEBANON VALLEY

1995—Mike Rhodes

1997—Andy Panko

1998—Andy Panko

1999—Andy Panko

2005—J.D. Byers

LEWIS

2004—Monta McGhee

LEWIS & CLARK1963—Jim Boutin
1964—Jim Boutin
1999—Andy Panko**LINCOLN (MO.)**

1978—Harold Robertson

LIPSCOMB*1988—Phillip Hutcheson
1989—Phillip Hutcheson
1990—Phillip Hutcheson
1992—John Pierce**LONG ISLAND***1968—Luther Green
Larry Newbold**LONGWOOD**1984—Jerome Kersey
2001—Colin Ducharme**LA.-LAFAYETTE***1965—Dean Church
1970—Marvin Winkler
1971—Dwight Lamar**LOUISIANA COL.**

1979—Paul Poe

LOUISIANA TECH*

1973—Mike Green

MAINE*

1961—Tom Chappelle

MASS.-DARTMOUTH

1993—Steve Haynes

MASS.-LOWELL1989—Leo Parent
2004—Elad Inbar
2005—Stacey Moragne**MERCHANT MARINE**

1990—Kevin D'Arcy

MERRIMACK1977—Ed Murphy
1978—Ed Murphy
Dana Skinner
1983—Joe Dickson**METHODIST**

1997—Jason Childers

METRO ST.

2005—Mark Worthington

MICHIGAN TECH2003—Matt Cameron
2004—Josh Buettner
2005—Josh Buettner**MINN. DULUTH**

1977—Bob Bone

MINN. ST. MANKATO

2005—Jamel Staten

MISERICORDIA

2003—Willie Chandler

MO.-ST. LOUIS

1977—Bob Bone

MONTCLAIR ST.

1999—Anthony Peoples

MONTEVALLO

2005—James Hall

MORGAN ST.1974—Marvin Webster
1975—Marvin Webster
1999—Tim West**MT. ST. MARY'S***

1957—Jack Sullivan

MOUNT UNION

1997—Aaron Shipp

MUHLBERG

2002—Mark Lesko

MUSKINGUM

1992—Andy Moore

NEB.-OMAHA

1992—Phil Cartwright

NEB. WESLEYAN

1986—Dana Janssen

NEW HAVEN

1988—Herb Watkins

TCNJ

1988—Greg Grant
1989—Greg Grant

NEW JERSEY CITY

1979—Brett Wyatt
2004—Samar Battle

N.J. INST. OF TECH.

1996—Clarence Pierce

NEW ORLEANS*

1971—Xavier Webster

NYIT

1980—Kelvin Hicks

NICHOLLS ST.*

1978—Larry Wilson

NORFOLK ST.

1979—Ken Evans
1984—David Pope
1987—Ralph Talley
1995—Corey Williams

NORTH ALA.

1980—Otis Boddie

N.C. WESLEYAN

1999—Marquis McDougald

NORTH DAKOTA

1966—Phil Jackson
1967—Phil Jackson
1991—Dave Vonesh
1993—Scott Guldseth
2003—Jerome Beasley

NORTH DAKOTA ST.*

1960—Marvin Bachmeier

NORTH PARK

1979—Mike Harper
1980—Mike Harper
1981—Mike Thomas

NORTHEASTERN ST.

2003—Jon Shepherd
2004—Darnell Hinson

NORTHERN MICH.

1987—Bill Harris
2000—Cory Brathol

NORTHWOOD

1973—Fred Smile

OHIO NORTHERN

1982—Stan Mories
1995—D'Artis Jones
2001—Kris Oberdick
2004—Jim Conrad

OHIO WESLEYAN

1987—Scott Tedder
1988—Scott Tedder

OKLAHOMA CITY†

1992—Eric Manuel

OLD DOMINION*

1972—Dave Twardzik
1974—Joel Copeland
1976—Wilson Washington

OTTERBEIN

1966—Don Carlos
1982—Ron Stewart
1983—Ron Stewart
1985—Dick Hempy
1986—Dick Hempy
1987—Dick Hempy
1991—James Bradley
1994—Nick Gutman
1999—Kevin Weakley
2002—Jeff Gibbs

PACIFIC LUTHERAN

1959—Chuck Curtis

PFEIFFER

1992—Tony Smith
2005—Rico Grier

PHILADELPHIA U.

1976—Emory Sammons
1977—Emory Sammons

PITTSBURG ST.

2005—Eddie Jackson

PLYMOUTH ST.

1994—Moses Jean-Pierre
1999—Adam DeChristopher

POTSDAM ST.

1980—Derrick Rowland
1981—Derrick Rowland
1982—Maurice Woods
1983—Leroy Witherspoon
1984—Leroy Witherspoon
1986—Roosevelt Bullock
1986—Brendan Mitchell
1987—Brendan Mitchell
1988—Steve Babiarz
1989—Steve Babiarz

PRAIRIE VIEW*

1962—Zelmo Beaty

PUGET SOUND

1979—Joe Leonard

QUEENS (N.C.)

1998—Soce Faye

RAMAPO

2003—Charles Ransom
2005—Amin Wright

RANDOLPH-MACON

1983—Bryan Vacca
2003—Jared Mills
2005—Justin Wansley

RICHARD STOCKTON

1997—Carl Cochrane

ROANOKE

1972—Hal Johnston
1973—Jay Piccola
1974—Jay Piccola
1983—Gerald Holmes
1984—Reggie Thomas
1985—Reggie Thomas
1994—Hilliary Scott

ROCHESTER

1991—Chris Fite
1992—Chris Fite
2004—Seth Hauben
2005—Seth Hauben

ROCHESTER INST.

1996—Craig Jones
1997—Craig Jones

ROWAN

1998—Rob Scott

RUTGERS-CAMDEN

2002—Brian Turner

SACRED HEART*

1972—Ed Czernota
1978—Hector Olivencia
Andre Means
1982—Keith Bennett
1983—Keith Bennett
1986—Roger Younger
1993—Darrin Robinson

ST. CLOUD ST.

1957—Vern Baggenstoss
1986—Kevin Catron

ST. JOSEPH'S (IND.)

1960—Bobby Williams

ST. MICHAEL'S

1965—Richie Tarrant

ST. NORBERT

1963—Mike Wisneski

SALEM INT'L

1976—Archie Talley

SALEM ST.

2000—Tishaun Jenkins

SALISBURY

1991—Andre Foreman
1992—Andre Foreman

SAM HOUSTON ST.*

1973—James Lister

SCRANTON

1963—Bill Witaconis
1977—Irvin Johnson
1978—Irvin Johnson
1984—Bill Bessoir
1985—Bill Bessoir
1993—Matt Cusano

SEWANEE

1998—Ryan Harrigan

SHAW

2002—Ronald Murray

SHENANDOAH

1996—Phil Dixon

SLIPPERY ROCK

1991—Myron Brown

SOUTH DAKOTA

1958—Jim Daniels
2004—Tommie King

SOUTH DAKOTA ST.*

1961—Don Jacobsen
1964—Tom Black
2005—Turner Trofholz

SOUTHEASTERN OKLA.

1957—Jim Spivey

SOUTHERN ILL.*

1966—George McNeil
1967—Walt Frazier

SOUTHERN IND.

1995—Stan Gouard
1996—Stan Gouard

SOUTHERN N.H.

2003—Sotirios Karapostolou

SPRINGFIELD

1970—Dennis Clark
1986—Ivan Olivares

STEPHEN F. AUSTIN*

1970—Surry Oliver

STETSON*

1970—Ernie Killum

STEUBENVILLE†

1958—Jim Smith

STONEHILL

1979—Bill Zolga
1980—Bill Zolga
1982—Bob Reitz

STONY BROOK*

1979—Earl Keith

SUSQUEHANNA

1986—Dan Harnum

TAMPA

1985—Todd Linder
1986—Todd Linder
1987—Todd Linder
1994—DeCarlo Deveaux

TARLETON ST.

2004—Tim Burnette

TENNESSEE ST.*

1958—Dick Barnett
1959—Dick Barnett
1971—Ted McClain
1972—Lloyd Neal
1974—Leonard Robinson

TEX.-PAN AMERICAN*

1964—Lucious Jackson
1968—Otto Moore

TEXAS SOUTHERN*

1958—Bennie Swain
1977—Alonzo Bradley

TEXAS ST.*

1959—Charles Sharp
1960—Charles Sharp

THOMAS MORE

1996—Rick Hughes

TRINITY (TEX.)

1968—Larry Jeffries
1969—Larry Jeffries
2002—Colin Tabb

TROY*

1993—Terry McCord

TUFTS

1995—Chris McMahon

UPSALA

1981—Steve Keenan
1982—Steve Keenan

URSINUS

2004—Dennis Stanton

VIRGINIA UNION

1985—Charles Oakley

1990—A.J. English

1994—Derrick Johnson
Warren Peebles

1996—Ben Wallace
1998—Marquise Newbie

WABASH

1982—Pete Metzelaars

WASHBURN

1994—Clarence Tyson
1997—Dan Buie
2001—Ewan Auguste
2005—Travis Robbins

WASH. & LEE

1978—Pat Dennis

WAYNE ST. (NEB.)

1999—Tyler Johnson

WEST CHESTER

2003—Ramzee Stanton

WEST GA.

1974—Clarence Walker

WEST VIRGINIA ST.

2004—Mike Taylor

WESTERN CARO.*

1968—Henry Logan

WESTMINSTER (PA.)

1962—Ron Galbreath

WESTMINSTER (UTAH)†

1969—Ken Hall

WHEATON (ILL.)

1958—Mel Peterson

WIDENER

1978—Dennis James
1988—Lou Stevens

WILKES

2001—Dave Jannuzzi

WM. PATERSON

2000—Horace Jenkins
2001—Horace Jenkins

WILLIAMS

1961—Bob Mahland
1962—Bob Mahland
1996—Mike Nogelo
1997—Mike Nogelo
1998—Mike Nogelo
2004—Ben Coffin

WINSTON-SALEM

1967—Earl Monroe
1980—Reginald Gaines

WIS.-EAU CLAIRE

1972—Mike Ratliff

WIS.-GREEN BAY*

1978—Tom Anderson
1979—Ron Ripley

WIS.-OSHKOSH

1996—Dennis Ruedinger
2002—Tim Dworak

WIS.-PARKSIDE

1976—Gary Cole

WIS.-PLATTEVILLE

1992—T.J. Van Wie
1998—Ben Hoffmann
1999—Merrill Brunson

WIS.-RIVER FALLS

2003—Richard Melzer
2004—Richard Melzer

WIS.-STEVENS POINT

1985—Terry Porter
2000—Brant Bailey
2005—Jason Kalsow

WIS.-SUPERIOR

2001—Vince Thomas

WIS.-WHITEWATER

1990—Ricky Spicer
1994—Ty Evans
1997—James Stewart

WITTENBERG

1961—George Fisher

1963—Al Thrasher
1980—Brian Agler
1981—Tyrone Curtis
1985—Tim Casey
1989—Steve Allison
1990—Brad Baldrige
1991—Brad Baldrige

WOOSTER
2003—Bryan Nelson
WRIGHT ST.
1981—Rodney Benson
1986—Mark Vest

XAVIER (LA.)†
1973—Bruce Seals
YOUNGSTOWN ST.*
1977—Jeff Covington
1978—Jeff Covington

Teams used for selections:
AP Little All-America—1957-79
NABC College Division—1967-76
NABC Divisions II, III—1977-2005

Divisions II and III Academic All-Americans by Team

ABILENE CHRISTIAN
1999—Jared Mosley

AKRON
1972—Wil Schwarzinger

ALBANY (N.Y.)
1988—John Carmello

ALBION
1979—John Nibert

ALDERSON-BROADDUS
2002—Kevyn McBride

ARKANSAS TECH
1990—Gray Townsend
1994—David Bevis
1995—David Bevis

ASHLAND
1967—Jim Basista
1970—Jay Franson

ASSUMPTION
1967—George Ridick

AUGUSTANA (ILL.)
1973—Bruce Hamming
1974—Bruce Hamming
1975—Bruce Hamming
1979—Glen Heiden

AUGUSTANA (S.D.)
1974—John Ritterbusch
1975—John Ritterbusch

BALDWIN-WALLACE
1985—Bob Scelza

BARRINGTON
1982—Shawn Smith

BATES
1983—Herb Taylor
1984—Herb Taylor

BEMIDJI ST.
1976—Steve Vogel
1977—Steve Vogel
1978—Steve Vogel
2003—Royce Bryan

BENTLEY
1980—Joe Betley

BETHEL (MINN.)
1994—Jason Mekelburg

BLOOMSBURG
1978—Steve Bright

BRANDEIS
1978—John Martin

BRIAR CLIFF
1989—Chad Neubrand

BRIDGEWATER (VA.)
1985—Sean O'Connell

BRYAN
1981—Dean Ropp

C.W. POST
1973—Ed Fields

CALIFORNIA (PA.)
1993—Raymond Gutierrez

UC DAVIS
1970—Tom Cupps
1983—Preston Neumayr

UC RIVERSIDE
1971—Kirby Gordon

CAL LUTHERAN
1983—Bill Burgess

CALVIN
1992—Steve Honderd
1993—Steve Honderd
1994—Chris Knoester

CAPITAL
1973—Charles Gashill

CARNEGIE MELLON
1973—Mike Wegener
1979—Larry Hufnagel
1980—Larry Hufnagel

CASE RESERVE
1996—Jim Fox
1997—Jim Fox

CASTLETON ST.
1985—Bryan DeLoatch

CATHOLIC
1997—Jeremy Borys

UCF
1982—Jimmie Farrell

CENTRAL MICH.
1967—John Berends
1971—Mike Hackett

CENTRAL ST. (OHIO)
1971—Sterling Quant

CHADRON ST.
1992—Josh Robinson

CLAREMONT-M-S
2002—Bob Donlan

COAST GUARD
1971—Ken Bicknell

COLORADO MINES
1991—Daniel McKeon
1991—Hank Prey

COLORADO ST.-PUEBLO
1972—Jim Von Loh

CORNELL COLLEGE
1974—Randy Kuhlman
1977—Dick Grant
1978—Robert Wisco
1979—Robert Wisco
1987—Jeff Fleming

DAVID LIPSCOMB
1989—Phil Hutcheson
1990—Phil Hutcheson
1992—Jerry Meyer

DELTA ST.
1972—Larry MaGee

DENISON
1967—Bill Druckemiller
1970—Charles Claggett
1987—Kevin Locke
1988—Kevin Locke
1997—Casey Chroust

DENVER
1987—Joe Fisher

DEPAUW
1970—Richard Tharp
1973—Gordon Pittenger
1987—David Galle

DICKINSON
1971—Lloyd Bonner

1981—David Freysinger
1982—David Freysinger

DREXEL
1967—Joe Hertrich

ELMHURST
2001—Ryan Knuppel

ELON
1988—Brian Branson
1988—Steve Page
1998—Christopher Kiger

EMBRY-RIDDLE
2001—Kyle Mas

EMORY
2000—Neil Bhutta
2005—Chase Fawsett

EMORY & HENRY
2004—Justin Call

FORT HAYS ST.
1978—Mike Pauls

FORT LEWIS
1998—Ryan Ostrom

FRANK. & MARSH.
2000—Jerome Maiatico

GETTYSBURG
1975—Jeffrey Clark

GRINNELL
1976—John Haigh
1994—Steve Diekmann
1995—Steve Diekmann
1996—Ed Brands

GROVE CITY
1979—Mike Donahoe
1984—Curt Silverling
1985—Curt Silverling

GUST. ADOLPHUS
1983—Mark Hanson

HAMILTON
1978—John Klauberg

HAMLIN
1986—Paul Westling
1989—John Banovetz

HAMPDEN-SYDNEY
1992—Russell Turner

HARDING
1985—Kenneth Collins
1986—Kenneth Collins

HOWARD PAYNE
1973—Garland Bullock
1974—Garland Bullock

ILL. WESLEYAN
1972—Dean Gravlin
1973—Dean Gravlin
1975—Jack Sikma
Bob Spear

1976—Jack Sikma
Bob Spear
1977—Jack Sikma
Bob Spear

1979—Al Black
1981—Greg Yess
1982—Greg Yess
1987—Brian Coderre
1999—Korey Coon
2000—Korey Coon

INCARNATE WORD
1993—Randy Henderson

JAMES MADISON
1976—Sherman Dillard

JAMESTOWN
1980—Pete Anderson
1981—Pete Anderson

JOHN CARROLL
1999—Mark Heidorf

JOHNS HOPKINS
1991—Andy Enfield

KENYON
1970—John Rinka
1977—Tim Appleton
1985—Chris Coe Russell

LAGRANGE
1980—Todd Whitsitt

LEBANON VALLEY
2005—J.D. Byers

LIBERTY
1980—Karl Hess

LUTHER
1981—Doug Kintzinger
1982—Doug Kintzinger

MacMURRAY
1970—Tom Peters

MARIAN (WIS.)
2002—Scott Jaeger

MARIETTA
1982—Rick Clark
1983—Rick Clark

MARYVILLE (MO.)
2003—Kevin Bartow

MASS.-LOWELL
1970—Alfred Spinell
1984—John Paganetti

MIT
1980—Ray Nagem
1991—David Tomlinson

McDANIEL
1983—Douglas Pinto
1985—David Malin

McGILL
1983—Willie Hinz

McNEESE ST.
1972—David Wallace

MERRIMACK
1983—Joseph Dickson
1984—Joseph Dickson

MICHIGAN TECH
1981—Russ VanDuine
1985—Wayne Helmila
2003—J.T. Luginski

MILLIKIN
1977—Roy Mosser
Dale Wills
1978—Gregg Finigan

1979—Rich Rames
Gary Jackson
1980—Gary Jackson
1981—Gary Jackson
1989—Brian Horst

MILWAUKEE ENGR.

1983—Jeffrey Brezovar

MINN. ST. MANKATO

1997—David Kruse

MINN. ST. MOORHEAD

1996—Brett Beeson

MO.-ROLLA1984—Todd Wentz
2004—Brian Westre**MO.-ST. LOUIS**1975—Bobby Bone
1976—Bobby Bone
1977—Bobby Bone**MONMOUTH (ILL.)**

1990—S. Juan Mitchell

MONT. ST.-BILLINGS

2004—Jerett Skrifvars

MOUNT UNION

1971—Jim Howell

MUHLENBERG1979—Greg Campisi
1981—Dan Barletta**NEB.-KEARNEY**1974—Tom Kropp
1975—Tom Kropp
2004—Nick Branting**NEB.-OMAHA**

1981—Jim Gregory

NEB. WESLEYAN1984—Kevin Cook
1986—Kevin Cook
1995—Justin Wilkins
1997—Kipp Kissinger
1998—Kipp Kissinger**UNC ASHEVILLE**

1974—Randy Pallas

NORTHERN COLO.

1967—Dennis Colson

NORTHWESTERN (MINN.)

2005—Jeff VerSteege

OBERLIN1971—Vic Guerrieri
1972—Vic Guerrieri**OHIO NORTHERN**

2001—Kris Oberdick

OHIO WESLEYAN1990—Mark Slayman
1998—John Camillus**OLD DOMINION**1974—Gray Eubank
1975—Gray Eubank**OTTERBEIN**

1980—Mike Cochran

PACIFIC LUTHERAN

1967—Doug Leeland

POINT PARK

1986—Richard Condo

RIPON

1999—Bret Van Dyken

ROCHESTER

1984—Joe Augustine

ROCKFORD1976—John Morrissey
1977—John Morrissey**ROSE-HULMAN**

2002—Christopher Unton

ST. JOHN'S (MINN.)

1995—Joe Deignan

ST. JOSEPH'S (IND.)

1975—James Thorsen

ST. LEO

1977—Ralph Nelson

ST. THOMAS (FLA.)1976—Arthur Collins
1977—Mike LaPrete**ST. THOMAS (MINN.)**1967—Dan Hansard
1978—Terry Fleming**SCRANTON**1983—Michael Banas
1984—Michael Banas
1985—Dan Polacheck
1993—Matt Cusano**SHIPPENSBURG**1979—John Whitmer
1981—Brian Cozzens
1982—Brian Cozzens**SIMPSON**2002—Jesse Harris
2003—Jesse Harris**SLIPPERY ROCK**1971—Robert Wiegand
1979—Mike Hardy
1983—John Samsa
1995—Mark Metzka**SOUTH DAKOTA**1970—Bill Hamer
1975—Rick Nissen
1976—Rick Nissen
1978—Jeff Nannen
1980—Jeff Nannen
1985—Rob Swanhorst**SOUTH DAKOTA ST.**1971—Jim Higgins
1972—Jim Higgins**SOUTHERN N.H.**

2003—Brian Larrabee

SUSQUEHANNA1986—Donald Harnum
1994—Tres Wolf**TENNESSEE TEMPLE**1977—Dan Smith
1978—Dan Smith**TEXAS LUTHERAN**

2005—Tommy Stalhandske

TRINITY (CONN.)

1996—Keith Wolff

TRUMAN1984—Mark Campbell
1999—Jason Reinberg
2000—Jason Reinberg**UNION (N.Y.)**

1970—Jim Tedisco

URSINUS

2004—Dennis Stanton

VIRGINIA TECH

1968—Ted Ware

WABASH

1973—Joe Haklin

WARTBURG1971—Dave Platte
1972—Dave Platte
1974—Fred Waldstein
1990—Dan Nettleton
1991—Dan Nettleton**WASHBURN**

2001—Ewan Auguste

WASHINGTON-ST. LOUIS

1988—Paul Jackson

WASH. & JEFF.

1980—David Damico

WENTWORTH INST.

2000—Kevin Hanlon

WESLEYAN (CONN.)1972—James Akin
1974—Rich Fairbrother
1982—Steven Maizes**WESTERN ST.**1970—Michael Adams
1973—Rod Smith**WESTMINSTER (PA.)**

1967—John Fontanella

WILKES

2001—Dave Jannuzzi

WM. PATERSON

2001—Horace Jenkins

WIS.-EAU CLAIRE1972—Steven Johnson
1975—Ken Kaiser
1976—Ken Kaiser**WIS.-GREEN BAY**

1974—Tom Jones

WIS.-OSHKOSH

1998—Joe Imhoff

WIS.-PLATTEVILLE1992—T.J. Van Wie
1993—T.J. Van Wie**WIS.-SUPERIOR**

2001—Vince Thomas

WITTENBERG

1967—Jim Appleby

WOOSTER

2005—Matt Schlingman

WPI

1996—James Naughton

NCAA Postgraduate Scholarship Winners by Team

ABILENE CHRISTIAN

1999—Jared Mosley

AIR FORCE1970—James Cooper
1973—Thomas Blase
1974—Richard Nickelson
1978—Thomas Schneeberger
1992—Brent Roberts
1993—Brad Boyer**UAB**

1999—Damon Cobb

ALBANY (N.Y.)

1988—John Carmello

ALLEGHENY

1976—Robert Del Greco

ALMA

1976—Stuart TenHoor

AMERICAN1973—Kermit Washington
1998—Nathan Smith**ARIZONA**1988—Steve Kerr
1991—Matt Muehlebach**ARIZONA ST.**

1965—Dennis Dairman

ARKANSAS ST.

1975—J.H. Williams

ARMY1965—John Ritch III
1972—Edward Mueller
1973—Robert Sherwin Jr.
1985—Randall Cozzens
1994—David Ardayfio**ASSUMPTION**1975—Paul Brennan
1977—William Wurm
2004—Shahar Golan**AUBURN**

1976—Gary Redding

AUGUSTANA (ILL.)

1975—Bruce Hamming

AUGUSTANA (S.D.)1975—Neil Klutman
1992—Jason Garrow**BALL ST.**

1989—Richard Hall

BATES

1984—Herbert Taylor

BAYLOR

1997—Doug Brandt

BELLARMINE1992—Tom Schurfranz
2001—Ronald Brooks**BELMONT**

2004—Adam Mark

BENTLEY

1980—Joseph Betley

BOSTON COLLEGE1967—William Wolters
1970—Thomas Veronneau
1972—James Phelan
1980—James Sweeney
1995—Marc Molinsky**BOWDOIN**

1966—Howard Pease

BOWLING GREEN

1965—Robert Dwors

BRANDEIS1972—Donald Fishman
1978—John Martin**BRIDGEWATER (VA.)**

1970—Frederick Wampler

BRIGHAM YOUNG

1966—Richard Nemelka

1983—Gregory Kite
1984—Devin Durrant
1987—Brent Stephenson
1989—Michael Smith
1990—Andy Toolson
1991—Steve Schreiner**BYU-HAWAII**

2000—David Evans

BROWN1972—Arnold Berman
1997—Jade Newburn**BUENA VISTA**

2000—Landon Roth

BUTLER1977—Wayne Burris
1991—John Karaffa**CALIFORNIA**

1987—David Butler

UC DAVIS1970—Thomas Cupps
1977—Mark Ford
1983—Preston Neumayr
1991—Matt Cordova

UC IRVINE

1975—Carl Baker

UC RIVERSIDE

1975—Randy Burnett

UC SAN DIEGO

1997—Matt Aune

UC SANTA BARB.

1973—Robert Schachter

1993—Michael Meyer

CAL POLY POMONA

1978—Thomas Ispas

CAL ST. DOM. HILLS

1987—John Nojima

CAL ST. STANISLAUS

1983—Richard Thompson

CALIFORNIA (PA.)

1984—William Belko

CALTECH

1966—Alden Holford

1967—James Pearson

1968—James Stanley

1971—Thomas Heinz

CALVIN

1977—Mark Veenstra

1993—Steve Honderd

CARLETON

1969—Thomas Weaver

1982—James Tolf

1999—Joshua Wilhelm

CARNEGIE MELLON

1980—Lawrence Hufnagel

CASE RESERVE

1971—Mark Estes

CATHOLIC

1972—Joseph Good

1997—Jeremy Borys

CENTRAL (IOWA)

1973—Dana Snoap

1980—Jeffrey Verhoef

CENTRAL MICH.

1993—Sander Scott

CENTRE

1985—Thomas Cowens

CHAPMAN

1970—Anthony Mason

CHICAGO

1969—Dennis Waldon

1974—Gerald Clark

1985—Keith Libert

CINCINNATI

1977—Gary Yoder

CLAREMONT-M-S

1972—Jeffrey Naslund

CLARION

1973—Joseph Sebestyen

CLEMSON

1967—James Sutherland

1980—Robert Conrad Jr.

1999—Tom Wideman

COE

1965—Gary Schlarbaum

COLBY

1972—Matthew Zweig

COLGATE

1999—Ben Wandtke

COLORADO

1966—Charles Gardner

1985—Alex Stivrins

COLORADO MINES

1991—Hank Prey

1994—Todd Kenyon

COLORADO ST.

1986—Richard Strong Jr.

COLUMBIA

1968—William Ames

CORNELL COLLEGE

1967—David Crow

1979—Robert Wisco

1981—Eric Reitan

1987—Jefferson Fleming

1994—Abram Tubbs

Chad Reed

CREIGHTON

1971—Dennis Bresnahan Jr.

1978—Richard Apke

DARTMOUTH

1968—Joseph Colgan

1976—William Healey

1984—Paul Anderson

1997—Sea Lonergan

DAVIDSON

1969—Wayne Huckel

1983—Clifford Tribus

DAYTON

1979—Jim Paxson

1985—Larry Schellenberg

DELAWARE

1978—Brian Downie

DENISON

1968—William Druckemiller Jr.

1988—Kevin Locke

1993—Kevin Frye

1997—Casey Chroust

1999—John Rusnak

DENVER

1968—Richard Callahan

2000—Tyler Church

2004—Brett Starkey

DePAUL

1992—Stephen Howard

DePAUW

1969—Thomas McCormick

1970—Richard Tharp

1973—Gordon Pittenger

1986—Phillip Wendel

DeSALES

1985—George Bilicic Jr.

DICKINSON

1982—David Freysinger

1987—Michael Erdos

DREW

1989—Joe Novak

DUKE

1975—Robert Fleischer

EASTERN WASH.

2000—Ryan Hansen

ELON

1998—Christopher Kiger

EMORY

1993—Kevin Felner

1999—Lewis Satterwhite

2000—Neil Bhutta

EVANSVILLE

1989—Scott Haffner

FAIRLEIGH DICKINSON

1978—John Jorgensen

1993—Kevin Conway

FLORIDA

1970—Andrew Owens Jr.

1973—Anthony Miller

2003—Matthew Bonner

FLA. SOUTHERN

1969—Richard Lewis

1979—Larry Tucker

1989—Kris Kearney

FORT LEWIS

1998—Ryan Ostrom

FRANKLIN

1994—David Dunkle

FRANK. & MARSH.

2000—Jerome Maياتico

GEORGE WASHINGTON

1976—Pat Tallent

1987—Steve Frick

GEORGETOWN

1968—Bruce Stinebrickner

GEORGIA

1965—McCarthy Crenshaw Jr.

1987—Chad Kessler

1990—Alec Kessler

GEORGIA TECH

1998—Matt Harping

GONZAGA

1992—Jarrod Davis

1994—Jeff Brown

1996—Jon Kinloch

GRAMBLING

1983—William Hobby

GRINNELL

1968—James Schwartz

1976—John Haigh

HAMILTON

1969—Brooks McCuen

1978—John Klauberg

HAMLIN

1989—John Banovetz

HAMPDEN-SYDNEY

1983—Christopher Kelly

1999—David Hobbs

HARVARD

1979—Glenn Fine

HAVERFORD

1966—Hunter Rawlings III

1967—Michael Bratman

1977—Richard Voith

HIRAM

1977—Edwin Niehaus

HOLY CROSS

1969—Edward Siudut

1977—William Doran Jr.

1979—John O'Connor

1980—Ronnie Perry

HOUSTON BAPTIST

1985—Albert Almanza

IDAHO

1967—Michael Wicks

IDAHO ST.

1993—Corey Bruce

ILLINOIS

1971—Rich Howat

ILLINOIS ST.

1988—Jeffrey Harris

1998—Dan Muller

ILLINOIS TECH

1969—Eric Wilson

ILL. WESLEYAN

1988—Brian Coderre

2000—Korey Coon

INDIANA

1975—Steven Green

1982—Randy Wittman

1985—Uwe Blab

INDIANA ST.

1972—Danny Bush

1981—Steven Reed

IOWA

1966—Dennis Pauling

1976—G. Scott Thompson

1981—Steven Waite

1998—Jess Settles

IOWA ST.

1989—Marc Urquhart

ITHACA

1973—David Hollowell

JACKSONVILLE

1971—Vaughn Wedeking

1983—Maurice Roulhac

1986—Thomas Terrell

JAMES MADISON

1978—Sherman Dillard

JAMESTOWN

1981—Peter Anderson

JOHNS HOPKINS

1965—Robert Smith

1975—Andrew Schreiber

1991—Andy Enfield

1992—Jay Gangemi

1997—Matt Gorman

1998—Greg Roehrig

KALAMAZOO

1965—Thomas Nicolai

1973—James Van Sweden

1979—David Dame

1982—John Schelske

1996—Jeremy Cole

KANSAS

1974—Thomas Kivisto

1978—Kenneth Koenigs

1997—Jerod Haase

1999—Ryan Robertson

T.J. Pugh

KANSAS ST.

1968—Earl Seyfert

KENT ST.

1994—Rodney Koch

2002—Demetric Shaw

KENTUCKY

1975—Robert Guyette

1996—Mark Pope

KENYON

1995—Jamie Harless

KING'S (PA.)

1981—James Shea

KNOX

1965—James Jepson

LA SALLE

1992—John Hurd

LA VERNE

2001—Kevin Gustafson

LAFAYETTE

1972—Joseph Mottola

1980—Robert Falconiero

1991—Bruce Stankavage

1994—Keith Brazzo

LAKE FOREST

1968—Frederick Broda

LAMAR

1970—James Nicholson

1999—Matt Sundblad

LEWIS

1989—James Martin

LONG BEACH ST.

1990—Tyrone Mitchell

LORAS

1971—Patrick Lillis

1972—John Buri

LOUISVILLE

1977—Phillip Bond

LOYOLA (MD.)

1979—John Vogt

LOYOLA MARYMOUNT

1973—Stephen Smith

LUTHER

1968—David Mueller

1974—Timothy O'Neill

1982—Douglas Kintzinger

1986—Scott Sawyer

MAINE

1990—Dean Smith

MARQUETTE

1984—Marc Marotta

MARSHALL

1973—Michael D'Antoni

1997—John Brannen

MARYLAND

1974—Tom McMillen

1981—Gregory Manning

1991—Matt Roe

MARYVILLE (MO.)

2003—Kevin Bartow

MASS.-LOWELL

1970—Alfred Spinell Jr.

MIT1966—John Mazola
1967—Robert Hardt
1968—David Jansson
1971—Bruce Wheeler
1991—David Tomlinson**McDANIEL**

1983—Douglas Pinto

McNEESE ST.

1978—John Rudd

MIAMI (OHIO)

1982—George Sweigert

MICHIGAN1981—Martin Bodnar
1993—Rob Pelinka**MICHIGAN ST.**

2005—Chris Hill

MICHIGAN TECH1978—Michael Trehwella
1981—Russell Van Duine**MIDDLEBURY**1975—David Pentkowski
1982—Paul Righi**MINNESOTA**

1970—Michael Regenfuss

MINN. MORRIS

1997—Todd Hanson

MINN. ST. MANKATO

1997—David Kruse

MINN. ST. MOORHEAD1980—Kevin Mulder
1996—Brett Beeson**MISSISSIPPI ST.**

1976—Richard Knarr

MISSOURI

1972—Gregory Flaker

MO.-ROLLA

1977—Ross Klie

MO.-ST. LOUIS

1977—Robert Bone

MISSOURI ST.

1971—Tillman Williams

MONMOUTH (ILL.)

1992—Steve Swanson

MONTANA1968—Gregory Hanson
1981—Craig Zanon
1986—Larry Krystkowiak
1992—Daren Engellant
1995—Jeremy Lake**MONTANA ST.**1988—Ray Willis Jr.
1996—Nico Harrison
2004—Jason Erikson**MORNINGSIDE**

1986—John Kelzenberg

MT. ST. MARY'S

1976—Richard Kidwell

MUHLENBERG

1976—Glenn Salo

MUSKINGUM1974—Gary Ferber
1983—Myron Dulkoski Jr.**NAVY**1979—Kevin Sinnett
1984—Clifford Maurer
1995—Wesley Cooper**NEBRASKA**1972—Alan Nissen
1986—John Matzke
1987—William Jackman
1991—Beau Reid**NEB.-KEARNEY**

2004—Nicholas Branting

NEB.-OMAHA

1981—James Gregory

NEB. WESLEYAN1995—Justin Wilkins
1998—Kipp Kissinger**UNLV**

1984—Danny Tarkanian

NEW MEXICO

1973—Breck Roberts

NEW YORK U.

1996—Greg Belinfanti

NORTH CAROLINA1966—Robert Bennett Jr.
1974—John O'Donnell
1977—Bruce Buckley
1986—Steve Hale
1995—Pearce Landry**UNC GREENSBORO**

2001—Nathan Jameson

UNC WILMINGTON

1997—Bill Mayew

NORTH CAROLINA ST.1966—Peter Coker
1985—Terrence Gannon
1996—Todd Fuller**NORTH DAKOTA ST.**1981—Brady Lipp
1989—Joe Regnier
2000—Jason Retzlaff**NORTHEASTERN**

1978—David Caligaris

NORTHERN ARIZ.

1979—Troy Hudson

NORTHERN COLO.1968—Dennis Colson
1990—Toby Moser**NORTHERN ILL.**1984—Timothy Dillion
2000—A.J. Lux**UNI**

1979—Michael Kemp

NORTHERN KY.

2000—Kevin Listerman

NORTHWEST MO. ST.

1989—Robert Sundell

NORTHWESTERN1973—Richard Sund
1980—Michael Campbell
1990—Walker Lambiotte
1994—Kevin Rankin**NORTHWOOD**

1999—Jeremy Piggott

NOTRE DAME1969—Robert Arnzen
1974—Gary Novak
1983—John Paxson
1998—Pat Garrity**OAKLAND**

1990—Brian Gregory

OBERLIN

1972—Victor Guerrieri

OCCIDENTAL1973—Douglas McAdam
1981—Miles Glidden
1996—John Pike**OGLETHORPE**

1992—David Fischer

OHIO1967—John Hamilton
1968—Wayne Young
1979—Steven Skaggs**OHIO ST.**

1968—Wilmer Hosket

OKLAHOMA1972—Scott Martin
1975—Robert Pritchard
1980—Terry Stotts
1988—Dave Sieger**OKLAHOMA CITY**

1967—Gary Gray

OKLAHOMA ST.1965—Gary Hassmann
1969—Joseph Smith**OLD DOMINION**

1975—Gray Eubank

OLIVET

1999—Jeff Bell

OREGON1971—William Drozdziak
1988—Keith Balderston
2000—Adrian Smith**OREGON ST.**

1967—Edward Fredenburg

PACIFIC1967—Bruce Parsons Jr.
1979—Terence Carney
1986—Richard Anema
1992—Delano Demps**PENN**

1972—Robert Morse

PENN ST.1982—Michael Edelman
1995—John Amaechi**PITTSBURGH**1976—Thomas Richards
1986—Joseph David
1992—Darren Morningstar**POMONA-PITZER**1966—Gordon Schloming
1970—Douglas Covey
1986—David Di Cesaris**PORTLAND ST.**

1966—John Nelson

POTSDAM ST.

2005—Christian Turner

POLYTECHNIC (N.Y.)

1968—Charles Privalsky

PRINCETON1969—Christopher Thomforde
1997—Sydney Johnson**PRINCIPIA**

1979—William Kelsey

PUGET SOUND

1974—Richard Brown

PURDUE1971—George Faerber
1981—Brian Walker**RADFORD**

1998—Corey Reed

REDLANDS

1990—Robert Stone

REGIS (COLO.)1988—John Nilles
1994—Pat Holloway**RENSSELAER**

1967—Kurt Hollasch

RHODES1994—Greg Gonda
1996—Scott Brown**RIE**1995—Adam Peakes
2001—Michael Wilks**RICHMOND**

1986—John Davis Jr.

RIPON1978—Ludwig Wurtz
1999—Bret Van Dyken**ROANOKE**

2000—Paris Butler

ROLLINS

1993—David Wolf

RUTGERS

1985—Stephen Perry

ST. ANSELM

1980—Sean Canning

ST. FRANCIS (PA.)

1997—Eric Shaner

ST. JOHN FISHER

1997—Eric Shaner

ST. JOHN'S (N.Y.)

1981—Frank Gilroy

ST. JOSEPH'S (IND.)

1975—James Thordsen

ST. JOSEPH'S

1966—Charles McKenna

ST. LAWRENCE

1969—Philip McWhorter

ST. LEO

1981—Kevin McDonald

ST. LOUIS1967—John Kilo
1995—Scott Highmark**ST. MARY'S (CAL.)**1980—Calvin Wood
1999—Eric Schraeder**ST. NORBERT**

1987—Andris Arians

ST. OLAF1966—Eric Grimsrud
1971—David Finholt**ST. THOMAS (MINN.)**1967—Daniel Hansard
1995—John Tauer**SAN DIEGO**

1978—Michael Strode

SAN DIEGO ST.

1976—Steven Copp

SAN FRANCISCO

1990—Joel DeBortoli

SANTA CLARA

1994—Peter Eisenrich

SCRANTON1974—Joseph Cantafio
1984—Michael Banas
1985—Daniel Polacheck
1988—John Andrejko
1993—Matt Cusano**SEATTLE PACIFIC**

1997—Geoffrey Ping

SETON HALL

1969—John Suminski

SEWANEE1967—Thomas Ward Jr.
1976—Henry Hoffman Jr.
1982—James Sherman
1998—Ryan Harrigan**SIENA**

1992—Bruce Schroeder

SIMPSON1980—John Hines
1995—David Otte
2003—Jesse Harris**SLIPPERY ROCK**

1975—Clyde Long

SOUTH ALA.

1998—Toby Madison

SOUTH DAKOTA1976—Rick Nissen
2001—Jeremy Kudera**SOUTH DAKOTA ST.**

1973—David Thomas

1997—Jason Semprott
2000—Casey Estling

SOUTH FLA.

1992—Radenko Dobras

SOUTHERN CALIFORNIA

1974—Daniel Anderson
1975—John Lambert

SOUTHERN ILL.

1977—Michael Glenn

SOUTHERN METHODIST

1977—Peter Lodwick

SOUTHERN UTAH

1991—Peter Johnson
1993—Richard Barton

STANFORD

1976—Edward Schweitzer
1980—Kimberly Belton
2000—Mark Madsen

SUSQUEHANNA

1986—Donald Harnum
1994—Michael Wolf

SWARTHMORE

1965—Cavin Wright
1987—Michael Dell

SYRACUSE

1981—Dan Schayes
1998—Marius Janulis

TENNESSEE

1993—Lang Wiseman

TENN.-MARTIN

1976—Michael Baker

TEXAS

1974—Harry Larrabee
1979—Jim Krivacs

TEXAS-ARLINGTON

1980—Paul Renfor

TEX.-PAN AMERICAN

1976—Jesus Guerra Jr.

TEXAS A&M

1970—James Heitmann

TCU

1970—Jeffrey Harp
1981—Larry Frevert

TEXAS TECH

1985—Brooks Jennings Jr.
1986—Tobin Doda

TOLEDO

1967—William Backensto
1980—Timothy Selgo

TRANSYLVANIA

1972—Robert Jobe Jr.
1980—Lawrence Kopczyk

TRINITY (CONN.)

1971—Howard Greenblatt
1996—Keith Wolff

TRINITY (TEX.)

1975—Phillip Miller

TRUMAN

2000—Jason Reinberg

TUFTS

1981—Scott Brown

TULSA

1999—Michael Ruffin

UCLA

1969—Kenneth Heitz
1971—George Schofield
1980—Kiki Vandeweghe
1995—George Zidek

UTAH

1968—Lyndon MacKay
1971—Michael Newlin
1977—Jeffrey Jonas
1998—Drew Hansen

UTAH ST.

1996—Eric Franson

VANDERBILT

1976—Jeffrey Fosnes

VILLANOVA

1983—John Pinone

VIRGINIA

1973—James Hobgood

VMI

1969—John Mitchell
1971—Jan Essenburg
1977—William Bynum III

1981—Andrew Kolesar
1987—Gay Elmore Jr.
1996—Bobby Prince

VIRGINIA TECH

1972—Robert McNeer

WABASH

1976—Len Fulkerson

WAKE FOREST

1969—Jerry Montgomery
1994—Marcus Blucas
1996—Rusty LaRue

WARTBURG

1972—David Platte
1974—Fred Waldstein
1991—Dan Nettleton

WASHINGTON

1970—Vincent Stone
1974—Raymond Price
1987—Rodney Ripley

WASHINGTON (MD.)

1979—Joseph Wilson
1990—Tim Keehan
1998—Bradd Burkhart

WASHINGTON-ST. LOUIS

1991—Jed Bargen

WASH. & JEFF.

1970—Terry Evans
1981—David Damico

WASH. & LEE

1983—Brian Hanson
1984—John Graves

WEBER ST.

1980—Mark Mattos
1985—Kent Hagan

WESLEYAN (CONN.)

1973—Brad Rogers
1974—Richard Fairbrother
1977—Steve Malinowski
1982—Steven Maizes
1985—Gregory Porydzy

WESTERN CARO.

1982—Gregory Dennis
1987—Richard Rogers

WESTERN ILL.

1984—Todd Hutcheson

WESTMINSTER (PA.)

1967—John Fontanella

WHEATON (ILL.)

1995—Nathan Frank

WHITTIER

1977—Rodney Snook

WICHITA ST.

1969—Ronald Mendell
1991—Paul Guffrovich

WIDENER

1983—Louis DeRogatis

WILLIAM & MARY

1985—Keith Cieplicki
2004—Adam Hess

WILLIAMS

1965—Edgar Coolidge III
1986—Timothy Walsh

WISCONSIN

1987—Rodney Ripley

WIS.-OSHKOSH

1998—Joe Imhoff

WIS.-PLATTEVILLE

1993—T.J. Van Wie

WIS.-STEVENS POINT

1983—John Mack

WITTENBERG

1984—Jay Ferguson
1996—Scott Schwartz

WOOSTER

1995—Scott Meech
2005—Matt Schlingman

WRIGHT ST.

1978—Alan McGee

XAVIER

1975—Peter Accetta
8191—Gary Massa

YALE

1967—Richard Johnson
1968—Robert McCallum Jr.



Coaching Records

All-Divisions Coaching Records	146
Division I Coaching Records.....	147
Division II Coaching Records	168
Division III Coaching Records	170

All-Divisions Coaching Records

Some of the won-lost records included in this coaches section have been adjusted because of action by the NCAA Council or the NCAA Executive Committee to forfeit particular regular-season games or vacate particular NCAA tournament games.


Coaches with at Least 500 Career Wins

(This list includes all coaches who have won at least 500 games regardless of classification with a minimum 10 head coaching seasons at NCAA schools.)

Coach (Alma Mater), Teams Coached, Tenure Yrs.	Won	Lost	Pct.
1. Dean Smith (Kansas 1953) North Carolina 1962-97	879	254	.776
2. Adolph Rupp (Kansas 1923) Kentucky 1931-52, 54-72	876	190	.822
3. Bob Knight (Ohio St. 1962) Army 1966-71, Indiana 72-2000, Texas Tech 02-05*	854	333	.719
4. Jim Phelan (La Salle 1951) Mt. St. Mary's 1955-2003	830	524	.613
5. Big House Gaines (Morgan St. 1945) Winston-Salem 1947-93	828	447	.649
6. Jerry Johnson (Fayetteville St. 1951) LeMoyné-Owen 1959-2005	821	447	.647
7. Don Meyer (Northern Colo. 1967) Hamline 1973-75, Lipscomb 76-99, Northern St. 2000-05*	814	279	.745
8. Herb Magee (Philadelphia U. 1963) Philadelphia U. 1968-2005*	793	306	.722
9. Lefty Driesell (Duke 1954) Davidson 1961-69, Maryland 70-86, James Madison 89-97, Georgia St. 98-2003	786	394	.666
10. Eddie Sutton (Oklahoma St. 1958) Creighton 1970-74, Arkansas 75-85, Kentucky 86-89, Oklahoma St. 91-2005*	781	299	.723
11. Lou Henson (New Mexico St. 1955) Hardin-Simmons 1963-66, Illinois 76-96, New Mexico St. 67-75, 98-2005	779	412	.654
12. Henry Iba [Westminster (Mo.) 1928] Northwest Mo. St. 1930-33, Colorado 34, Oklahoma St. 35-70	764	339	.693
13. Ed Diddle (Centre 1921) Western Ky. 1923-64	759	302	.715
14. Phog Allen (Kansas 1906) Baker 1906-08, Haskell 09, Central Mo. St. 13-19, Kansas 08-09, 20-56	746	264	.739
15. Lute Olson (Augsburg 1956) Long Beach St. 1974, Iowa 75-83, Arizona 84-2005*	740	256	.743
16. Jerry Tarkanian (Fresno St. 1955) Long Beach St. 1969-73, UNLV 74-92, Fresno St. 96-2002	729	201	.784
17. Norm Stewart (Missouri 1956) UNI 1962-67, Missouri 68-99	728	374	.661
18. John Chaney (Bethune-Cookman 1955) Cheyney 1973-82, Temple 83-2005*	724	297	.709
18. Ray Meyer (Notre Dame 1938) DePaul 1943-84	724	354	.672
20. Mike Krzyzewski (Army 1969) Army 1976-80, Duke 81-2005*	721	246	.746
21. Don Haskins (Oklahoma St. 1952) UTEP 1962-99	719	353	.671
22. Jim Boeheim (Syracuse 1966) Syracuse 1977-2005*	703	241	.745
22. Jim Calhoun (American Int'l 1968) Northeastern 1973-86, Connecticut 87-2005*	703	310	.694
24. Dick Sauers (Slippery Rock 1951) Albany (N.Y.) 1956-87, 89-97	702	330	.680

Coach (Alma Mater), Teams Coached, Tenure Yrs.	Won	Lost	Pct.
25. Glenn Robinson (West Chester 1967) Frank. & Marsh. 1972-2005*	697	242	.742
26. Denny Crum (UCLA 1958) Louisville 1972-2001	675	295	.696
27. Dennis Bridges (Ill. Wesleyan 1961) Ill. Wesleyan 1966-2001	666	320	.675
28. John Wooden (Purdue 1932) Indiana St. 1947-48, UCLA 49-75	664	162	.804
29. Ralph Miller (Kansas 1942) Wichita St. 1952-64, Iowa 65-70, Oregon St. 71-89	657	382	.632
30. Gene Bartow (Truman 1953) Central Mo. St. 1962-64, Valparaiso 65-70, Memphis 71-74, Illinois 75, UCLA 76-77, UAB 79-96	647	353	.647
31. Ed Adams (Tuskegee 1934) N.C. Central 1935-36, Tuskegee 37-49, Texas Southern 50-58	643	153	.808
32. Dave Robbins (Catawba 1966) Virginia Union 1979-2005*	638	176	.784
33. Marv Harshman (Pacific Lutheran 1942) Pacific Lutheran 1946-58, Washington St. 59-71, Washington 72-85	637	443	.590
34. Jim Smith (Marquette 1956) St. John's (Minn.) 1965-2005*	634	445	.588
35. Hugh Durham (Florida St. 1959) Florida St. 1967-78, Georgia 79-95, Jacksonville 98-2005	633	429	.596
36. John Lance (Pittsburg St. 1918) Southwestern Okla. 1919-22, Pittsburg St. 23-34, 36-63	632	340	.650
37. Ken Anderson (Wis.-Eau Claire 1955) Wis.-Eau Claire 1969-95	631	152	.806
38. Cam Henderson (Salem 1917) Muskingum 1920-23, Davis & Elkins 24-35, Marshall 36-55	630	243	.722
38. Ed Messbarger (Northwest Mo. St. 1956) Benedictine Hts. 1958-60, Dallas 61-63, St. Mary's (Tex.) 64-78, Angelo St. 79-98	630	518	.549
40. Billy Tubbs (Lamar 1958) Southwestern (Tex.) 1972-73, Oklahoma 81-94, TCU 95-2002, Lamar 1977-80, 2004-05*	624	326	.657
40. Norm Sloan (North Carolina St. 1951) Presbyterian 1952-55, Citadel 57-60, Florida 61-66, North Carolina St. 67-80, Florida 81-89	624	393	.614
42. Dean Nicholson (Central Wash. 1950) Central Wash. 1965-90	620	199	.757
43. Bob Chipman (Kansas St. 1973) Washburn 1980-2005*	610	205	.748
44. Jerry Steele (Wake Forest 1961) Guilford 1963-70, High Point 73-2003	609	486	.556
45. Tom Murphy (Springfield 1960) Hamilton 1971-2004	602	262	.697
46. Slats Gill (Oregon St. 1924) Oregon St. 1929-64	599	393	.604
47. Abe Lemons (Oklahoma City 1949) Tex.-Pan American 1974-76, Texas 77-82, Oklahoma City 56-73, 84-90	597	344	.634
48. John Thompson (Providence 1964) Georgetown 1973-99	596	239	.714
49. Guy Lewis (Houston 1947) Houston 1957-86	592	279	.680
50. Joe Hutton (Carleton 1924) Hamline 1932-65	591	207	.741
51. Dom Rosselli (Geneva 1939) Youngstown St. 1941-42, 47-82	590	387	.604
52. Dick Reynolds (Otterbein 1965) Otterbein 1973-2005*	583	316	.648
53. Jerry Sloucum [King's (N.Y.) 1975] Nyack 1976-87, Geneva 1988-96, Gannon 97-2005*	580	325	.641
54. Dan McCarrell (North Park 1961) North Park 1968-84, Minn. St. Mankato 85-2001	579	347	.625
55. Fred Hobdy (Grambling 1949) Grambling 1957-86	571	287	.666
56. Tom Davis (Wis.-Platteville 1960) Lafayette 1972-77, Boston College 78-82, Stanford 83-86, Iowa 87-99, Drake 2004-05*	569	321	.639
57. Eldon Miller (Wittenberg 1961) Wittenberg 1963-70, Western Mich. 71-76, Ohio St. 77-86, UNI 87-98	568	419	.575
58. Bob Huggins (West Virginia 1977) Walsh 1981-83, Akron 85-89, Cincinnati 90-2005	567	199	.740
59. Davey Whitney (Kentucky St. 1953) Texas Southern 1965-69, Alcorn St. 70-89, 97-2003	566	356	.614
60. Gale Catlett (West Virginia 1963) Cincinnati 1973-78, West Virginia 79-2002	565	325	.635
61. Rudy Marisa (Penn St. 1956) Waynesburg 1970-2003	563	300	.652
61. Gary Colson (Lipscomb 1956) Valdosta St. 1959-68, Pepperdine 69-79, New Mexico 81-88, Fresno St. 91-95	563	385	.594
63. John Kresse [St. John's (N.Y.) 1964] Col. of Charleston 1980-2002	560	143	.797
64. Charles Chronister (East Stroudsburg 1963) Bloomsburg 1972-2002	559	288	.660
65. Tony Hinkle (Chicago 1921) Butler 1927-42, 46-70	558	392	.587
66. Bill Knapton (Wis.-La Crosse 1952) Beloit 1958-97	555	344	.617

Photo from Texas Tech Sports Information



Bob Knight entered the 2006 season just 25 wins shy of Dean Smith's all-time record of 879 career victories.

	Coach (Alma Mater), Teams Coached, Tenure	Yrs.	Won	Lost	Pct.
67.	Bob Bessor (Scranton 1955) Scranton 1973-2001.....	29	554	263	.678
68.	Dick Whitmore (Bowdoin 1965) Colby 1971-2001, 03-05*.....	34	551	277	.665
68.	Glenn Wilkes (Mercer 1950) Stetson 1958-93.....	36	551	436	.558
70.	Frank McGuire [St. John's (N.Y.) 1936] St. John's (N.Y.) 1948-52, North Carolina 53-61, South Carolina 65-80.....	30	549	236	.699
70.	Bruce Webster (Rutgers 1959) Bridgeport 1966-99.....	34	549	405	.575
72.	Mike Montgomery (Long Beach St. 1968) Montana 1979-86, Stanford 87-2004.....	26	547	244	.692
73.	Sam Moir (Appalachian St. 1950) Catawba 1961-94..	34	546	399	.578
74.	Tom Penders (Connecticut 1967) Tufts 1972-74, Columbia 75-78, Fordham 79-86, Rhode Island 87-88, Texas 89-98, George Washington 99-2001, Houston 05*.....	31	545	375	.592
75.	Jim Burson (Muskingum 1963) Muskingum 1968-2005*.....	38	543	425	.561
76.	Chet Kammerer [Grace (Ind.) 1964] Grace (Ind.) 1966-75, Westmont 76-92.....	27	542	261	.675
77.	Gary Williams (Maryland 1968) American 1979-82, Boston College 83-86, Ohio St. 87-89, Maryland 90-2005*.....	27	541	306	.639
78.	Bob Davis [Georgetown (Ky.) 1950] High Point 1951-53, Georgetown (Ky.) 54-73, Auburn 74-78....	28	538	277	.660
78.	Homer Drew (William Jewell 1966) Bethel (Ind.) 1977-87, Ind.-South Bend 88, Valparaiso 89-2002, 04-05*.....	28	538	335	.616
80.	Glenn Van Wieren (Hope 1964) Hope 1978-2005*....	28	536	191	.737
80.	C. Alan Rowe (Villanova 1953) Widener 1966-98.....	33	536	324	.623
82.	Cliff Ellis (Florida St. 1968) South Ala. 1976-84, Clemson 85-94, Auburn 95-2004.....	29	534	337	.613
82.	Harry Miller (Eastern N.M. 1951) Western St. 1953-58, Fresno St. 61-65, Eastern N.M. 66-70, North Texas 71, Wichita St. 72-78, Stephen F. Austin 79-88.....	34	534	374	.588
84.	Bill C. Foster (Carson-Newman 1958) Shorter 1963-67, Charlotte 71-75, Clemson 76-84, Miami (Fla.) 86-90, Virginia Tech 92-97.....	30	532	325	.621
85.	Gene Keady (Kansas St. 1958) Western Ky. 1979-80, Purdue 81-2005.....	27	531	306	.634
86.	Ed Douma (Calvin 1973) Alma 1974, Lake Superior St. 75-78, Kent St. 79-82, UNC Greensboro 83-84, Calvin 85-96, Hillsdale 99-2005*.....	30	528	275	.658
87.	Lou Carnesecca [St. John's (N.Y.) 1946] St. John's (N.Y.) 1966-70, 74-92.....	24	526	200	.725
87.	Dave Bliss (Cornell 1965) Oklahoma 1976-80, Southern Methodist 81-88, New Mexico 89-99, Baylor 2000-03.....	28	526	328	.616
89.	Pete Carril (Lafayette 1952) Lehigh 1967, Princeton 68-96.....	30	525	273	.658
89.	Gene Mehaffey (Southern Methodist 1954) Carson- Newman 1968-78, Ohio Wesleyan 80-99.....	31	525	384	.578
91.	Tom Young (Maryland 1958) Catholic 1959-67, American 70-73, Rutgers 74-85, Old Dominion 86-91.....	31	524	328	.615

	Coach (Alma Mater), Teams Coached, Tenure	Yrs.	Won	Lost	Pct.
91.	Ben Jobe (Fisk 1956) Talladega 1965-67, Alabama St. 68, South Carolina St. 69-73, Denver 79-80, Alabama A&M 83-86, Tuskegee 97-2000, Southern U. 1987-96, 2002-03.....	31	524	333	.611
93.	Fred Enke (Minnesota 1921) Louisville 1924-25, Arizona 26-61.....	38	523	344	.603
94.	Tom Smith (Valparaiso 1967) Central Mo. St. 1976-80, Valparaiso 81-88, Mo. Western St. 89-2005*.....	30	517	341	.603
95.	Arthur McAfee (Wichita St. 1951) Lane 1961, Mississippi Val. 62, Lincoln (Mo.) 63, Bishop 64-65, Morehouse 66-2000.....	40	516	510	.503
96.	Rollie Massimino (Vermont 1956) Stony Brook 1970-71, Villanova 74-92, UNLV 93-94, Cleveland St. 97-2003.....	30	515	391	.568
97.	Arad McCutchan (Evansville 1934) Evansville 1947-77	31	514	314	.621
97.	Jim Gudger (Western Caro. 1942) Western Caro. 1951-69, Tex. A&M-Commerce 70-83.....	33	514	415	.553
99.	Don DeVoe (Ohio St. 1964) Virginia Tech 1972-76, Wyoming 77-78, Tennessee 79-89, Florida 90, Navy 93-2004.....	31	512	387	.568
100.	Paul Webb (William & Mary 1951) Randolph-Macon 1957-75, Old Dominion 76-85.....	29	511	257	.665
101.	Buzz Levick (Drake 1950) Wartburg 1966-93.....	28	510	225	.694
101.	Aubrey Bonham (UNI 1927) Whittier 1938-43, 46-68.....	29	510	285	.642
103.	Nolan Richardson (UTEP 1965) Tulsa 1981-85, Arkansas 86-2002.....	22	509	207	.711
103.	Larry Hunter (Ohio 1971) Wittenberg 1977-89, Ohio 90-2001.....	25	509	224	.694
103.	Don Lane [Union (Ky.) 1965] Transylvania 1976-2001.	26	509	241	.679
103.	C.M. Newton (Kentucky 1952) Transylvania 1956-64, 66-68, Alabama 69-80, Vanderbilt 82-89.....	32	509	375	.576
107.	Hec Edmundson (Idaho 1909) Idaho 1917-18, Washington 21-47.....	29	508	204	.713
108.	Leo Nicholson (Washington 1925) Central Wash. 1930-43, 46-64.....	33	505	281	.642
108.	Gerald Stockton (Oklahoma St. 1953) Sul Ross St. 1967-68, Midwestern St. 71-94.....	26	505	363	.582
110.	Harold Anderson (Otterbein 1924) Toledo 1935-42, Bowling Green 43-63.....	29	504	226	.690
111.	Ben Braun (Wisconsin 1975) Siena Heights 1978-85, Eastern Mich. 86-96, California 97-2005*.....	28	503	353	.588
112.	Jerry Welsh (Ithaca 1958) Potsdam St. 1969, 71-91, Iona 92-95.....	26	502	205	.710
113.	Ed Martin (N.C. A&T 1951) South Carolina St. 1956-68, Tennessee St. 69-85.....	30	501	254	.664
113.	Bobby Vaughan (Virginia St. 1948) Elizabeth City St. 1952-66, 68-86.....	34	501	363	.580
115.	Cal Luther (Valparaiso 1951) DePauw 1955-58, Murray St. 59-74, Longwood 82-90, Tenn.-Martin 91-99, Bethel (Tenn.) 2000.....	39	500	489	.506

*active

COACHING RECORDS

Division I Coaching Records

Winningest Active Coaches

(Minimum five years as a Division I head coach; includes record at four-year U.S. colleges only.)

BY PERCENTAGE

No.	Coach	Team	Yrs.	Won	Lost	Pct.
1.	Mark Few	Gonzaga	6	159	37	.811
2.	Roy Williams	North Carolina	17	470	116	.802
3.	Bo Ryan	Wisconsin	21	476	140	.773
4.	Mike Krzyzewski	Duke	30	721	246	.746
5.	Jim Boeheim	Syracuse	29	703	241	.745
6.	Lute Olson	Arizona	32	740	256	.743
7.	Tubby Smith	Kentucky	14	343	120	.741
8.	Rick Pitino	Louisville	19	449	159	.738
9.	Bruce Weber	Illinois	7	166	63	.725
10.	Eddie Sutton	Oklahoma St.	35	781	299	.723
11.	Bob Knight	Texas Tech	39	854	333	.719
12.	John Chaney	Temple	33	724	297	.709
13.	John Calipari	Memphis	13	304	125	.709
14.	Tom Izzo	Michigan St.	10	233	97	.706
15.	Skip Prosser	Wake Forest	12	259	113	.696
16.	Larry Hunter	Western Caro.	25	509	224	.694
17.	Jim Calhoun	Connecticut	33	703	310	.694

No.	Coach	Team	Yrs.	Won	Lost	Pct.
18.	Pat Douglass	UC Irvine	24	498	226	.688
19.	L. Vann Pettaway	Alabama A&M	19	384	181	.680
20.	Bill Self	Kansas	12	254	121	.677
21.	Gregg Marshall	Winthrop	7	142	70	.670
22.	Jeff Price	Ga. Southern	12	236	117	.669
23.	Billy Donovan	Florida	11	227	113	.668
24.	Stew Morrill	Utah St.	19	385	192	.667
25.	Mark Gottfried	Alabama	10	212	106	.667
26.	Rick Stansbury	Mississippi St.	7	149	75	.665
27.	Billy Tubbs	Lamar	30	624	326	.657
28.	Fran Dunphy	Penn.	16	290	154	.653
29.	Tim Floyd	Southern California	12	243	130	.651
30.	Tom Crean	Marquette	6	121	65	.651
31.	Mike Brey	Notre Dame	10	201	108	.650
32.	Blaine Taylor	Old Dominion	11	211	115	.647
33.	Bobby Lutz	Charlotte	16	315	172	.647
34.	Phil Martelli	St. Joseph's	10	203	111	.646
35.	John Giannini	La Salle	16	303	168	.643
36.	Rick Barnes	Texas	18	363	203	.641
37.	Tom Davis	Drake	30	569	321	.639
38.	Gary Williams	Maryland	27	541	306	.639
39.	Kelvin Sampson	Oklahoma	22	436	247	.638

No. Coach	Team	Yrs.	Won	Lost	Pct.
40. Paul Hewitt	Georgia Tech	8	162	93	.635
41. Rick Byrd	Belmont	24	473	273	.634
42. John Beilein	West Virginia	23	427	255	.626
43. Larry Eustachy	Southern Miss.	14	271	162	.626
44. Steve Alford	Iowa	14	266	160	.624
45. Dick Bennett	Washington St.	27	479	289	.624
46. Bobby Gonzalez	Manhattan	6	109	66	.623
47. Perry Watson	Detroit	12	227	140	.619
48. Jeff Lebo	Auburn	7	129	80	.617
49. Dana Altman	Creighton	16	301	187	.617
50. Homer Drew	Valparaiso	28	538	335	.616

(Coaches with fewer than five years as a Division I head coach; includes record at four-year U.S. colleges only.)

No. Coach	Team	Yrs.	Won	Lost	Pct.
1. Bruce Pearl	Tennessee	13	317	84	.791
2. Duane Reboul	Birmingham-So.	16	383	115	.769
3. Mike Lonergan	Vermont	12	251	88	.740
4. Thad Matta	Ohio St.	5	122	43	.739
5. Danny Kaspar	Stephen F. Austin	14	295	116	.718
6. Jim Yarbrough	Southeastern La.	5	97	42	.698
7. Tony Shaver	William & Mary	19	373	163	.696
8. Ken Bone	Portland St.	13	257	118	.685

BY VICTORIES

No. Coach, Team	Won	No. Coach, Team	Won
1. Bob Knight, Texas Tech	854	28. L. Vann Pettaway, Alabama A&M	384
2. Eddie Sutton, Oklahoma St.	781	29. Mike Deane, Wagner	368
3. Lute Olson, Arizona	740	30. Gary Garner, Southeast Mo. St.	366
4. John Chaney, Temple	724	31. Rick Barnes, Texas	363
5. Mike Krzyzewski, Duke	721	32. Tom Green, Fairleigh Dickinson	358
6. Jim Boeheim, Syracuse	703	33. Dave Odom, South Carolina	354
7. Jim Calhoun, Connecticut	703	34. Greg Kampe, Oakland	347
8. Billy Tubbs, Lamar	624	35. Tubby Smith, Kentucky	343
9. Tom Davis, Drake	569	36. Bob Thomason, Pacific	339
10. Tom Penders, Houston	545	37. Jim Larranaga, George Mason	336
11. Gary Williams, Maryland	541	38. Lon Kruger, UNLV	319
12. Homer Drew, Valparaiso	538	39. Fang Mitchell, Coppin St.	318
13. Larry Hunter, Western Caro.	509	40. Bobby Lutz, Charlotte	315
14. Ben Braun, California	503	41. Dave Loos, Austin Peay	315
15. Pat Douglass, UC Irvine	498	42. Riley Wallace, Hawaii	314
16. Dick Bennett, Washington St.	479	43. Jim Crews, Army	308
17. Bo Ryan, Wisconsin	476	44. John Calipari, Memphis	304
18. Rick Byrd, Belmont	473	45. Rob Spivey, Southern U.	304
19. Roy Williams, North Carolina	470	46. John Giannini, La Salle	303
20. Rick Pitino, Louisville	449	47. Dana Altman, Creighton	301
21. Kelvin Sampson, Oklahoma	436	48. Cy Alexander, Tennessee St.	297
22. John Beilein, West Virginia	427	49. Royce Waltman, Indiana St.	296
23. Pat Kennedy, Towson	421	50. Jim Woodridge, Kansas St.	296
24. Dave Bike, Sacred Heart	416	51. Bob Williams, UC Santa Barb.	292
25. Danny Nee, Duquesne	406	52. Fran Dunphy, Penn.	290
26. Don Maestri, Troy	394	53. Al Skinner, Boston College	285
27. Stew Morrill, Utah St.	385		

No. Coach	Team	Yrs.	Won	Lost	Pct.
51. Jessie Evans	San Francisco	8	149	95	.611
52. Herb Sendek	North Carolina St.	12	232	148	.611
53. Kevin Stallings	Vanderbilt	12	228	146	.610
54. Ben Howland	UCLA	11	197	127	.608
55. Dave Odom	South Carolina	19	354	230	.606
56. Steve McClain	Wyoming	7	126	82	.606
57. Tim Welsh	Providence	10	185	121	.605
58. Bill Carmody	Northwestern	9	160	105	.604
59. Buzz Peterson	Coastal Caro.	9	166	109	.604
60. Joe Mihalich	Niagara	7	126	83	.603
61. Tevester Anderson	Jackson St.	7	130	86	.602

No. Coach	Team	Yrs.	Won	Lost	Pct.
9. Bart Lundy	High Point	7	147	69	.681
10. Paul Westphal	Pepperdine	6	132	70	.653
11. Jim Ferry	Long Island	7	135	72	.652
12. Jerry Sloum	Youngstown St.	30	580	325	.641
13. Greg McDermott	UNL	11	198	117	.629
14. Ray Giacoletti	Utah	8	146	89	.621
15. Keith Dambrot	Akron	7	130	80	.619
16. John Thompson III	Georgetown	5	87	55	.613
17. Greg Jackson	Delaware St.	14	231	151	.605

No. Coach, Team	Won
54. Oliver Purnell, Clemson	282
55. Larry Eustachy, Southern Miss.	271
56. Frank Sullivan, Harvard	267
57. Steve Alford, Iowa	266
58. Pat Flannery, Bucknell	266
59. Barry Collier, Nebraska	266
60. Bob McKillop, Davidson	262
61. Mike Dement, UNC Greensboro	262
62. Skip Prosser, Wake Forest	259
63. Jim Baron, Rhode Island	259
64. Ralph Willard, Holy Cross	258
65. Bill Self, Kansas	254
66. Charlie Coles, Miami (Ohio)	249
67. Leonard Hamilton, Florida St.	245
68. Seth Greenberg, Virginia Tech	244
69. Tim Floyd, Southern California	243
70. Ernie Kent, Oregon	239
71. Bill Herrion, New Hampshire	237
72. Jeff Price, Ga. Southern	236
73. Tom Izzo, Michigan St.	233
74. Herb Sendek, North Carolina St.	232
75. Mick Durham, Montana St.	231
76. John Brady, LSU	229
77. Kevin Stallings, Vanderbilt	228
78. Billy Donovan, Florida	227
79. Perry Watson, Detroit	227
80. Dennis Wolff, Boston U.	222
81. Jeff Jones, American	221

No. Coach, Team	Won
82. Dick Davey, Santa Clara	217
83. Mark Gottfried, Alabama	212
84. Blaine Taylor, Old Dominion	211
85. Al Walker, Binghamton	205
86. Phil Martelli, St. Joseph's	203
87. Ronnie Arrow, Tex. A&M-Corp. Chris	202
88. Mike Brey, Notre Dame	201

(Coaches with fewer than five years as a Division I head coach; includes record at four-year U.S. colleges only.)

No. Coach, Team	Won
1. Jerry Sloum, Youngstown St.	580
2. Duane Reboul, Birmingham-So.	383
3. Tony Shaver, William & Mary	373
4. Rick Scruggs, Gardner-Webb	336
5. Bruce Pearl, Tennessee	317
6. Danny Kaspar, Stephen F. Austin	295
7. Jim Whitesell, Loyola (Ill.)	291
8. Ken Bone, Portland St.	257
9. Mike Lonergan, Vermont	251
10. Dale Layer, Colorado St.	238
11. Greg Jackson, Delaware St.	231

Winningest Coaches All-Time

(Minimum 10 head coaching seasons in Division I)

BY PERCENTAGE

Coach, team coached & tenure	Yrs.	Won	Lost	Pct.
1. Clair Bee, Rider 1929-31, Long Island 1932-43, 46-51	21	412	87	.826
2. Adolph Rupp, Kentucky 1931-72	41	876	190	.822
3. John Wooden, Indiana St. 1947-48, UCLA 49-75	29	664	162	.804
4. Roy Williams, Kansas 1989-2003, North Carolina 04-05*	17	470	116	.802
5. John Kresse, Col. of Charleston 1980-02	23	560	143	.797
6. Ralph R. Jones, Butler 1904, Wabash 05-09, Purdue 10-12, Illinois 13-20	17	194	51	.792
7. Jerry Tarkanian, Long Beach St. 1969-73, UNLV 74-92, Fresno St. 96-2002	31	729	201	.784
8. Francis Schmidt, Tulsa 1916-17, 19-22, Arkansas 24-29, TCU 30-34	17	258	72	.782
9. Dean Smith, North Carolina 1962-97	36	879	254	.776
10. George Keogan, Wis.-Superior 1913-14, St. Louis 16, St. Thomas (Minn.) 18, Allegheny 19, Valparaiso 20-21, Notre Dame 24-43	27	414	127	.764

Coach, team coached & tenure

Coach, team coached & tenure	Yrs.	Won	Lost	Pct.
11. Jack Ramsay, St. Joseph's 1956-66	11	231	71	.765
12. Frank Keaney, Rhode Island 1921-48	28	401	124	.764
13. Vic Bubas, Duke 1960-69	10	213	67	.761
14. Harry Fisher, Fordham 1905, Columbia 1907-16, St. John's (N.Y.) 1910, Army 07, 22-23, 25	16	189	60	.759
15. Fred Bennon, Brigham Young 1909-10, Utah 11-14, Montana St. 15-19	11	95	32	.748
16. Chick Davies, Duquesne 1925-43, 47-48	21	314	106	.748
17. Ray Mears, Wittenberg 1957-62, Tennessee 63-77	21	399	135	.747
18. Edward McNichol, Penn 1921-30	10	186	63	.747
19. Mike Krzyzewski, Army 1976-80, Duke 81-2005*	30	721	246	.746
20. Jim Boeheim, Syracuse 1977-2005*	29	703	241	.745
21. Lute Olson, Long Beach St. 1974, Iowa 75-83, Arizona 84-2005*	32	740	256	.743
22. Rick Majerus, Marquette 1984-86, Ball St. 88-89, Utah 1990-2004	20	422	147	.742
23. Al McGuire, Belmont Abbey 1958-64, Marquette 65-77	20	406	142	.741
24. Tubby Smith, Tulsa 1992-95, Georgia 96-97, Kentucky 98-2005*	14	343	120	.741
25. Bob Huggins, Walsh 1981-83, Akron 85-89, Cincinnati 90-2005	24	567	199	.740

	Coach, team coached & tenure	Yrs.	Won	Lost	Pct.
26.	Phog Allen, Baker 1906-08, Haskell 09, Central Mo. St. 13-19, Kansas 08-09, 20-56.....	50	746	264	.739
27.	Rick Pitino, Boston U. 1979-83, Providence 86-87, Kentucky 90-97, Louisville 2002-05*.....	19	449	159	.738
28.	Everett Case, North Carolina St. 1947-65.....	19	377	134	.738
29.	Arthur Schabinger, Ottawa 1917-20, Emporia St. 21-22, Creighton 23-35.....	19	245	88	.736
30.	G. Ott Romney, Montana St. 1923-28, Brigham Young 29-35.....	13	283	102	.735
31.	Doc Meanwell, Wisconsin 1912-17, Missouri 18, Wisconsin 21-34.....	22	280	101	.735
32.	Henry Lannigan, Virginia 1906-29.....	24	254	95	.727
33.	Low Andreas, Syracuse 1925-50.....	25	358	135	.726
34.	Lou Carnesecca, St. John's (N.Y.) 1966-70, 74-92.....	24	526	200	.725
35.	Fred Schaus, West Virginia 1955-60, Purdue 1973-78.....	12	251	96	.723
36.	Eddie Sutton, Creighton 1970-74, Arkansas 75-85, Kentucky 86-89, Oklahoma St. 91-2005*.....	35	781	299	.723
37.	James Usilton, Temple 1927-39.....	13	205	79	.722
38.	Cam Henderson, Muskingum 1920-23, Davis & Elkins 24-35, Marshall 36-55.....	36	630	243	.722
39.	Joe Lapchick, St. John's (N.Y.) 1937-47, 57-65.....	20	334	130	.720
40.	Bob Knight, Army 1966-71, Indiana 72-2000, Texas Tech 02-05*.....	39	854	333	.719
41.	Edmund Dollard, Syracuse 1912-24.....	13	151	59	.719
42.	Hugh Greer, Connecticut 1947-63.....	17	286	112	.719
43.	Dudey Moore, Duquesne 1949-58, La Salle 59-63.....	15	270	107	.716
44.	Ed Diddle, Western Ky. 1923-64.....	42	759	302	.715
45.	Tom Blackburn, Dayton 1948-64.....	17	352	141	.714
46.	John Lawther, Westminster (Pa.) 1927-36, Penn St. 37-49.....	23	317	127	.714
47.	John Thompson, Georgetown 1973-99.....	27	596	239	.714
48.	Lee Rose, Transylvania 1965-65, 69-75, Charlotte 76-78, Purdue 79-80, South Fla. 81-86.....	19	384	154	.714
49.	Hec Edmundson, Idaho 1917-18, Washington 21-47.....	29	508	204	.713
50.	Nolan Richardson, Tulsa 1981-85, Arkansas 86-2002.....	22	509	207	.711
51.	Edward Kelleher, St. John's (N.Y.) 1922, Fordham 23-34, 39-43, Army 44-45.....	19	258	105	.711
52.	Piggy Lambert, Purdue 1917-17, 19-46.....	29	371	152	.709
53.	John Chaney, Cheyney 1973-82, Temple 83-2005*.....	33	724	297	.709
54.	John Calipari, Massachusetts 1989-96, Memphis 2001-05*.....	13	304	125	.709
55.	Pat Page, Chicago 1912-20, Butler 21-26.....	15	257	106	.708
56.	Peck Hickman, Louisville 1945-67.....	23	443	183	.708
57.	Tom Izzo, Michigan St. 1996-2005*.....	10	233	97	.706
58.	Joe B. Hall, Regis (Colo.) 1960-64, Central Mo. St. 65, Kentucky 73-85.....	19	373	156	.705
59.	Harlan Dykes, Santa Clara 1927-35, St. Mary's (Cal.) 38-39.....	11	147	63	.700
60.	Frank McGuire, St. John's (N.Y.) 1948-52, North Carolina 53-61, South Carolina 65-80.....	30	549	236	.699
61.	Bennie Owen, Oklahoma 1909-21.....	13	113	49	.698
62.	E.C. Hayes, Mississippi St. 1912-24.....	12	124	54	.697
63.	Skip Prosser, Loyola (Md.) 1994, Xavier 95-2001, Wake Forest 02-05*.....	12	259	113	.696
64.	Boyd Grant, Fresno St. 1978-86, Colorado St. 88-91.....	13	275	120	.696
65.	Denny Crum, Louisville 1972-01.....	30	675	295	.696
66.	Douglas R. Mills, Illinois 1937-47.....	11	151	66	.696
67.	Larry Hunter, Wittenberg 1977-89, Ohio 90-2001, Western Caro. 2006*.....	25	509	224	.694
68.	Jim Calhoun, Northeastern 1973-86, Connecticut 87-2005*.....	33	703	310	.694
69.	Honey Russell, Seton Hall 1937-43, Manhattan 46, Seton Hall 50-60.....	19	310	137	.694
70.	Henry Iba, Northwest Mo. St. 1930-33, Colorado 34, Oklahoma St. 35-70.....	41	764	339	.693
71.	Eddie M. Cameron, Wash. & Lee 1925, Duke 29-42.....	15	234	104	.692
72.	Larry Weise, St. Bonaventure 1962-73.....	12	202	90	.692
73.	Mike Montgomery, Montana 1979-86, Stanford 87-04.....	26	547	244	.692
74.	Gene Smithson, Illinois St. 1976-78, Wichita St. 79-86.....	11	221	99	.691
75.	Zora Clevenger, Indiana 1905-06, Tennessee 12-16, Kansas St. 17-20.....	11	116	52	.690
76.	Harold Anderson, Toledo 1935-42, Bowling Green 43-63.....	29	504	226	.690
77.	Nat Holman, CCNY 1920-52, 55-56, 59-60.....	37	423	190	.690
78.	John R. Wilson, Navy 1927-46.....	20	204	94	.685
79.	Herman Stegeman, Georgia 1920-31.....	12	170	79	.683
80.	Dana Kirk, Tampa 1967-71, Va. Commonwealth 77-79, Memphis 80-86.....	15	281	131	.682
81.	Guy Lewis, Houston 1957-86.....	30	592	279	.680
82.	John Oldham, Tennessee Tech 1956-64, Western Ky. 65-71.....	16	260	123	.679
83.	Harry Combes, Illinois 1948-67.....	20	316	150	.678
84.	Bill Self, Oral Roberts 1994-97, Tulsa 98-2000, Illinois 01-03, Kansas 04-05*.....	12	254	121	.677
85.	Digger Phelps, Fordham 1971, Notre Dame 72-91.....	21	419	200	.677

	Coach, team coached & tenure	Yrs.	Won	Lost	Pct.
86.	Bob King, New Mexico 1963-72, Indiana St. 76-78.....	13	236	113	.676
87.	Buck Read, Western Mich. 1922-49.....	28	358	173	.674
88.	Jack Gardner, Kansas St. 1940-42, 47-53, Utah 54-71.....	28	486	235	.674
89.	Leo Novak, Army 1927-39.....	13	126	61	.674
90.	J.R. Crozier, Wake Forest 1906-17.....	12	95	46	.674
91.	Roy Skinner, Vanderbilt 1959-59, 62-76.....	16	278	135	.673
92.	Thomas Haggerty, DePaul 1937-40, Loyola (Ill.) 46-50, Loyola (La.) 51-53.....	12	224	109	.673
93.	Alex Severence, Villanova 1937-61.....	25	413	201	.673
94.	Ray Meyer, DePaul 1943-84.....	42	724	354	.672
95.	Don Haskins, UTEP 1962-99.....	38	719	353	.671
96.	Dutch Hermann, Penn St. 1916-17, 20-32.....	15	148	73	.670
97.	Don Corbett, Lincoln (Mo.) 1972-79, N.C. A&T 80-93.....	22	413	204	.669
98.	Ozzie Cowles, Carleton 1925-30, Wis.-River Falls 33-36, Dartmouth 37-43, 45-46, Michigan 47-48, Minnesota 49-59.....	32	421	208	.669
99.	Jim Harrick, Pepperdine 1980-88, UCLA 89-96, Rhode Island 98-99, Georgia 2000-03.....	23	470	233	.669
100.	Neil Cohalan, Manhattan 1930-42.....	13	165	82	.668
101.	Billy Donovan, Marshall 1995-96, Florida 97-2005*.....	11	227	113	.668
102.	Stew Morrill, Montana 1987-91, Colorado St. 92-98, Utah St. 99-2005*.....	19	385	192	.667
103.	Charles Moir, Roanoke 1968-73, Tulane 74-76, Virginia Tech 77-87.....	20	392	196	.667
103.	Mike Gottfried, Murray St. 1996-98, Alabama 99-2005*.....	10	212	106	.667
103.	Jack Gray, Texas 1937-42, 46-51.....	12	194	97	.667
106.	Neil McCarthy, Weber St. 1975-85, New Mexico St. 86-97.....	22	431	216	.666
107.	Lefty Driesell, Davidson 1961-69, Maryland 70-86, James Madison 89-97, Georgia St. 98-2003.....	41	786	394	.666
108.	Harold Bradley, Hartwick 1948-50, Duke 51-59, Texas 60-67.....	20	337	169	.666
109.	Wimp Sanderson, Alabama 1981-92, Ark.-Little Rock 95-99.....	17	350	176	.665
110.	Hank Crisp, Alabama 1924-42, 46.....	20	264	133	.665
111.	Edward J. Stewart, Mount Union 1908, Purdue 09, Oregon St. 12-16, Nebraska 17-19, Texas 24-27, UTEP 28.....	15	193	93	.663
112.	Branch McCracken, Ball St. 1931-38, Indiana 39-43, 47-65.....	32	450	231	.661
113.	Norm Stewart, UNI 1962-67, Missouri 68-99.....	38	728	374	.661
114.	W.O. Hamilton, William Jewell 1899-1900, 07-08, Kansas 1910-19.....	14	144	74	.661
115.	Dave Gavitt, Dartmouth 1968-69, Providence 70-79.....	12	227	117	.660
116.	Terry Holland, Davidson 1970-74, Virginia 75-90.....	21	418	216	.659
117.	Harry Litwack, Temple 1953-73.....	21	373	193	.659
118.	Pete Carril, Lehigh 1967, Princeton 68-96.....	30	525	273	.658
119.	Billy Tubbs, Southwestern (Tex.) 1972-73, Lamar 77-80, Oklahoma 81-94, TCU 95-2002, Lamar 04-05*.....	30	624	326	.657
120.	Louis Cooke, Minnesota 1898-24.....	27	242	127	.655
121.	Pete Newell, San Francisco 1947-50, Michigan St. 51-54, California 55-60.....	14	234	123	.655
122.	Dick Tarrant, Richmond 1982-93.....	12	239	126	.655
123.	Lou Henson, Hardin-Simmons 1963-66, Illinois 76-96, New Mexico St. 67-75, 1998-2005.....	41	779	412	.654
124.	Fran Dunphy, Penn 1990-2005*.....	16	290	154	.653
125.	Fred Taylor, Ohio St. 1959-76.....	18	297	158	.653
126.	Jack Hartman, Southern Ill. 1963-70, Kansas St. 71-86.....	24	437	233	.652
127.	Paul Evans, St. Lawrence 1974-80, Navy 81-86, Pittsburgh 87-94.....	21	390	208	.652
128.	Eddie Hickey, Creighton 1936-43, 47, St. Louis 48-58, Marquette 59-64.....	26	433	231	.652
129.	George King, Charleston (W.V.) 1957, West Virginia 61-65, Purdue 66-72.....	13	223	119	.652
130.	Tim Floyd, Idaho 1987-88, New Orleans 89-94, Iowa St. 95-98, Southern California 2006*.....	12	243	130	.651
131.	Leonard Palmer, CCNY 1907-16.....	10	71	38	.651
132.	J. Craig Ruby, Missouri 1921-22, Illinois 23-36.....	16	181	97	.651
133.	John Kraft, Villanova 1962-73, Rhode Island 74-81.....	20	341	183	.651
134.	Mike Brey, Delaware 1996-2000, Notre Dame 01-05*.....	10	201	108	.650

*active

BY VICTORIES

(Minimum 10 head coaching seasons in Division I)

Coach	Wins
1. Dean Smith.....	879
2. Adolph Rupp.....	876
3. Bob Knight*.....	854
4. Jim Phelan, Mt. St. Mary's 1955-03.....	830
5. Lefty Driesell.....	786

Coach	Wins
6. Eddie Sutton*	781
7. Lou Henson	779
8. Henry Iba	764
9. Ed Diddle	759
10. Phog Allen	746
11. Lute Olson*	740
12. Jerry Tarkanian	729
13. Norm Stewart	728
14. John Chaney*	724
14. Ray Meyer	724
16. Mike Krzyzewski*	721
17. Don Haskins	719
18. Jim Boeheim*	703
18. Jim Calhoun*	703
20. Denny Crum	675
21. John Wooden	664
22. Ralph Miller, Wichita St. 1952-64, Iowa 65-70, Oregon St. 71-89	657
23. Gene Bartow, Central Mo. St. 1962-64, Valparaiso 65-70, Memphis 71-74, Illinois 75, UCLA 76-77, UAB 79-96	647
24. Marv Harshman, Pacific Lutheran 1946-58, Washington St. 59-71, Washington 72-85	637
25. Hugh Durham, Florida St. 1967-78, Georgia 79-95, Jacksonville 98-2005	633
26. Cam Henderson	630
27. Norm Sloan, Presbyterian 1952-55, Citadel 57-60, Florida 61-66, North Carolina St. 67-80, Florida 81-89	624
27. Billy Tubbs*	624
29. Stas Gill, Oregon St. 1929-64	599
30. Abe Lemons, Tex.-Pan American 1974-76, Texas 77-82, Oklahoma City 56-73, 84-90	597
31. John Thompson	596
32. Guy Lewis	592
33. Tom Davis, Lafayette 1972-77, Boston College 78-82, Stanford 83-86, Iowa 87-99, Drake 2004-05*	569
34. Eldon Miller, Wittenberg 1963-70, Western Mich. 71-76, Ohio St. 77-86, UNI 87-98	568
35. Bob Huggins	567
36. Davey L. Whitney, Texas Southern 1965-69, Alcorn St. 70-89, 97-2003	566
37. Gale Catlett, Cincinnati 1973-78, West Virginia 79-2002	565
38. Gary Colson, Valdosta St. 1959-68, Pepperdine 69-79, New Mexico 81-88, Fresno St. 91-95	563
39. John Kresse	560
40. Tony Hinkle, Butler 1927-42, 46-70	558
41. Glenn Wilkes, Stetson 1958-93	551
42. Frank McGuire	549
43. Mike Montgomery	547
44. Tom Penders, Tufts 1972-74, Columbia 75-78, Fordham 79-86, Rhode Island 87-88, Texas 89-98, George Washington 99-2001, Houston 05*	545
45. Gary Williams, American 1979-82, Boston College 83-86, Ohio St. 87-89, Maryland 90-2005*	541
45. Homer Drew, Bethel (Ind.) 1977-87, Ind.-South Bend 88, Valparaiso 89-2002, 04-05*	538
47. Cliff Ellis, South Ala. 1976-84, Clemson 85-94, Auburn 95-2004	534
47. Harry Miller, Western St. 1953-58, Fresno St. 61-65, Eastern N.M. 66-70, North Texas 71, Wichita St. 72-78, Stephen F. Austin 79-88	534
49. Bill C. Foster, Shorter 1963-67, Charlotte 71-75, Clemson 76-84, Miami (Fla.) 86-90, Virginia Tech 92-97	532
50. Gene Keady, Western Ky. 1979-80, Purdue 81-2005	531
51. Dave Bliss, Oklahoma 1976-80, Southern Methodist 81-88, New Mexico 89-99, Baylor 2000-03	526
51. Lou Carnesecca	526
53. Pete Carril	525
54. Ben Jobe, Talladega 1965-67, Alabama St. 68, South Carolina St. 69-73, Denver 79-80, Alabama A&M 83-86, Southern U. 87-96, Tuskegee 97-2000, Southern U. 02-03	524
54. Tom Young, Catholic 1959-67, American 70-73, Rutgers 74-85, Old Dominion 86-91	524
56. Fred Enke, Louisville 1924-25, Arizona 26-61	523
57. Rollie Massimino, Stony Brook 1970-71, Villanova 74-92, UNLV 93-94, Cleveland St. 97-2003	515
58. Don DeVoe, Virginia Tech 1972-76, Wyoming 77-78, Tennessee 79-89, Florida 90, Navy 93-2004	512
59. Larry Hunter*	509
59. C.M. Newton, Transylvania 1956-64, 66-68, Alabama 69-80, Vanderbilt 82-89	509
59. Nolan Richardson	509
62. Hec Edmundson	508
63. Harold Anderson	504
64. Ben Braun, Siena Heights 1978-85, Eastern Mich. 86-96, California 97-2005*	503
65. Cal Luther, DePauw 1955-58, Murray St. 59-74, Longwood 82-90, Tenn.-Martin 91-99, Bethel (Tenn.) 2000	500
66. Bill Reinhart, Oregon 1924-35, George Washington 36-42, 50-66	499
67. Everett Shelton, Phillips (Okla.) 1924-26, Wyoming 40-43, 45-59, Sacramento St. 60-68	495

Coach	Wins
67. Jack Friel, Washington St. 1929-58	495
67. Ned Wulk, Xavier 1952-57, Arizona St. 58-82	495
70. Jack Gardner	486
71. Bob Hallberg, St. Xavier 1972-77, Chicago St. 78-87, Ill.-Chicago 88-96	485
72. Butch van Breda Kolff, Princeton 1963-67, New Orleans 78-79, Lafayette 52-55, 85-88, Hofstra 56-62, 89-94	482
73. Dick Bennett, Wis.-Stevens Point 1977-85, Wis.-Green Bay 86-95, Wisconsin 96-2001, Washington St. 04-05*	479
74. Jim Harrick	470
74. Roy Williams*	470
76. Bill E. Foster, Bloomsburg 1961-63, Rutgers 64-71, Utah 72-74, Duke 75-80, South Carolina 81-86, Northwestern 87-93	467
77. Johnny Orr, Massachusetts 1964-66, Michigan 69-80, Iowa St. 81-94	466
78. Taps Gallagher, Niagara 1932-43, 47-65	465
79. George Blaney, Stonehill 1968-69, Dartmouth 70-72, Holy Cross 73-94, Seton Hall 95-97	460
80. Bobby Cremins, Appalachian St. 1976-81, Georgia Tech 82-00	454
81. Tex Winter, Marquette 1952-53, Kansas St. 54-68, Washington 69-71, Northwestern 74-78, Long Beach St. 79-83	453
82. Branch McCracken	450
83. Rick Pitino*	449
83. Nibs Price, California 1925-54	449
85. Dale Brown, LSU 1973-97	448
86. Peck Hickman	443
86. Shelby Metcalf, Texas A&M 1964-90	443
88. Don Donoher, Dayton 1965-89	437
88. Jack Hartman	437
90. Kelvin Sampson, Montana Tech 1982-85, Washington St. 88-94, Oklahoma 95-2005*	436
91. Eddie S. Hickey	433
92. Neil McCarthy	431
93. John Beilein, Nazareth 1983, Le Moyne 84-92, Canisius 93-97, Richmond 98-2002, West Virginia 03-05*	427
94. Nat Holman	423
94. Gene Iba, Houston Baptist 1978-85, Baylor 86-92, Pittsburg St. 96-2005*	423
96. Rick Majerus	422
97. Ozzie Cowles	421
98. Pat Kennedy, Iona 1981-86, Florida St. 87-97, DePaul 98-2002, Montana 03-04, Towson 05*	421
99. Murray Arnold, Birmingham-So. 1971-78, Chattanooga 80-85, Western Ky. 87-90, Stetson 98-2001	420
100. Digger Phelps	419
101. Jud Heathcote, Montana 1972-76, Michigan St. 77-95	418
102. Sam Barry, Knox 1919-22, Iowa 23-29, Southern California 30-50	418
102. Terry Holland	418
104. Frank J. Hill, Seton Hall 1912-18, 20-36, Rutgers 16-43	415
105. George Keogan	414
106. Alex Severence	413
106. Don Corbett	413
108. Clair Bee	412
109. Howard Cann, New York U. 1924-58	409
110. Al McGuire	406
110. Danny Nee, Ohio 1981-86, Nebraska 87-2000, Robert Morris 01, Duquesne 02-05*	406
112. Howard Hobson, Southern Ore. 1933-35, Oregon 36-44, 46-47, Yale 48-56	401
112. Frank Keaney	401
112. Mike Vining, La.-Monroe 1982-2005*	401

Division I Active Coaches Listed by School

Coach	School	Yrs.	Won	Lost	Pct.
Jeff Bzdelik	Air Force	2	25	31	.446
Keith Dambrot	Akron	7	130	80	.619
Mark Gottfried	Alabama	10	212	106	.667
L. Vann Pettaway	Alabama A&M	19	384	181	.680
Lewis Jackson	Alabama St.	0	0	0	.000
Will Brown	Albany (N.Y.)	4	32	72	.308
Samuel West	Alcorn St.	2	18	40	.310
Jeff Jones	American	13	221	175	.558
Houston Fancher	Appalachian St.	5	67	81	.453
Lute Olson	Arizona	32	740	256	.743
Rob Evans	Arizona St.	13	194	184	.513
Stan Heath	Arkansas	4	69	53	.566
Steve Shields	Ark.-Little Rock	2	35	22	.614
Van Holt	Ark.-Pine Bluff	3	12	71	.145
Dickey Nutt	Arkansas St.	10	150	137	.523
Jim Crews	Army	20	308	276	.527
Jeff Lebo	Auburn	7	129	80	.617
Dave Loos	Austin Peay	19	315	263	.545
Tim Buckley	Ball St.	9	132	122	.520
Scott Drew	Baylor	3	37	51	.420

Coach	School	Yrs.	Won	Lost	Pct.
Rick Byrd	Belmont	24	473	273	.634
Clifford Reed	Bethune-Cookman	4	35	64	.354
Al Walker	Binghamton	17	205	250	.451
Duane Reboul	Birmingham-So.	16	383	115	.769
Greg Graham	Boise St.	4	70	49	.588
Al Skinner	Boston College	17	285	226	.558
Dennis Wolff	Boston U.	13	222	151	.595
Dan Dakich	Bowling Green	8	134	101	.570
Jim Les	Bradley	3	40	49	.449
Dave Rose	Brigham Young	0	0	0	.000
Glen Miller	Brown	12	178	140	.560
Pat Flannery	Bucknell	16	266	189	.585
Reggie Witherspoon	Buffalo	6	64	107	.374
Todd Lickliter	Butler	4	82	41	.667
Ben Braun	California	28	503	353	.588
Kevin Bromley	Cal Poly	5	51	76	.402
Bob Burton	Cal St. Fullerton	2	32	28	.533
Bobby Braswell	Cal St. Northridge	9	143	123	.538
Robbie Laing	Campbell	2	5	49	.093
Mike MacDonald	Canisius	8	99	133	.427
Rob Flaska	Centenary (La.)	0	0	0	.000
Howie Dickenman	Central Conn. St.	9	138	122	.531
Jay Smith	Central Mich.	9	114	142	.445
Barclay Radebaugh	Charleston So.	1	21	8	.724
Bobby Lutz	Charlotte	16	315	172	.647
John Shulman	Chattanooga	1	20	11	.645
Kevin Jones	Chicago St.	3	21	51	.292
Andy Kennedy	Cincinnati	0	0	0	.000
Pat Dennis	Citadel	13	147	212	.409
Oliver Purnell	Clemson	17	282	225	.556
Mike Garland	Cleveland St.	2	13	42	.236
Buzz Peterson	Coastal Caro.	9	166	109	.604
Tom Herrion	Col. of Charleston	3	63	27	.700
Emmett Davis	Colgate	7	98	100	.495
Ricardo Patton	Colorado	10	157	130	.547
Dale Layer	Colorado St.	14	238	166	.589
Joe Jones	Columbia	2	22	32	.407
Jim Calhoun	Connecticut	33	703	310	.694
Fang Mitchell	Coppin St.	19	318	243	.567
Steve Donahue	Cornell	5	45	90	.333
Dana Altman	Creighton	16	301	187	.617
Terry Dunn	Dartmouth	1	10	17	.370
Bob McKillop	Davidson	16	262	202	.565
Brian Gregory	Dayton	2	42	20	.677
David Henderson	Delaware	5	76	72	.514
Greg Jackson	Delaware St.	14	231	151	.605
Terry Carroll	Denver	4	59	59	.500
Jerry Wainwright	DePaul	11	185	145	.561
Perry Watson	Detroit	12	227	140	.619
Tom Davis	Drake	30	569	321	.639
Bruiser Flint	Drexel	9	154	121	.560
Mike Krzyzewski	Duke	30	721	246	.746
Danny Nee	Duquesne	25	406	358	.531
Ricky Stokes	East Caro.	4	45	70	.391
Murry Bartow	East Tenn. St.	8	140	108	.565
Mike Miller	Eastern Ill.	6	87	79	.524
Jeff Neubauer	Eastern Ky.	0	0	0	.000
Charles Ramsey	Eastern Mich.	0	0	0	.000
Mike Burns	Eastern Wash.	1	8	20	.286
Ernie Nestor	Elon	7	88	122	.419
Steve Merfeld	Evansville	8	120	112	.517
Tim O'Toole	Fairfield	7	103	101	.505
Tom Green	Fairleigh Dickinson	22	358	280	.561
Billy Donovan	Florida	11	227	113	.668
Mike Gillespie	Florida A&M	6	81	91	.471
Matt Doherty	Fla. Atlantic	4	75	58	.564
Sergio Rouco	Florida Int'l	1	13	17	.433
Leonard Hamilton	Florida St.	17	245	258	.487
Dereck Whittenburg	Fordham	6	86	88	.494
Steve Cleveland	Fresno St.	8	138	108	.561
Larry Davis	Furman	8	109	126	.464
Rick Scruggs	Gardner-Webb	19	336	244	.579
Jim Larranaga	George Mason	21	336	267	.557
Karl Hobbs	George Washington	4	64	53	.547
John Thompson III	Georgetown	5	87	55	.613
Dennis Felton	Georgia	7	124	88	.585
Jeff Price	Ga. Southern	12	236	117	.669
Michael Perry	Georgia St.	3	44	33	.571
Paul Hewitt	Georgia Tech.	8	162	93	.635
Mark Few	Gonzaga	6	159	37	.811
Larry Wright	Grambling	6	55	115	.324
Bobby Collins	Hampton	3	49	41	.544
Larry Harrison	Hartford	5	54	92	.370
Frank Sullivan	Harvard	21	267	301	.470

Coach	School	Yrs.	Won	Lost	Pct.
Riley Wallace	Hawaii	20	314	268	.540
Bart Lundy	High Point	7	147	69	.681
Tom Pecora	Hofstra	4	55	65	.458
Ralph Willard	Holy Cross	15	258	192	.573
Tom Penders	Houston	31	545	375	.592
Gil Jackson	Howard	0	0	0	.000
Leonard Perry	Idaho	4	44	72	.379
Doug Oliver	Idaho St.	7	75	120	.385
Bruce Weber	Illinois	7	166	63	.725
Jimmy Collins	Ill.-Chicago	9	146	123	.543
Porter Moser	Illinois St.	5	81	66	.551
Mike Davis	Indiana	5	96	67	.589
Dane Fife	IPFW	0	0	0	.000
Ron Hunter	IUPUI	11	172	148	.538
Royce Waltman	Indiana St.	18	296	217	.577
Jeff Ruland	Iona	7	114	99	.535
Steve Alford	Iowa	14	266	160	.624
Wayne Morgan	Iowa St.	8	130	109	.544
Tevester Anderson	Jackson St.	7	130	86	.602
Cliff Warren	Jacksonville	0	0	0	.000
Mike LaPlante	Jacksonville St.	5	63	81	.438
Dean Keener	James Madison	1	6	22	.214
Bill Self	Kansas	12	254	121	.677
Jim Woodriddle	Kansas St.	18	296	225	.568
Jim Christian	Kent St.	3	63	32	.663
Tubby Smith	Kentucky	14	343	120	.741
John Giannini	La Salle	16	303	168	.643
Fran O'Hanlon	Lafayette	10	150	136	.524
Billy Tubbs	Lamar	30	624	326	.657
Billy Taylor	Lehigh	3	50	38	.568
Randy Dunton	Liberty	4	56	62	.475
Scott Sanderson	Lipscomb	5	58	81	.417
Larry Reynolds	Long Beach St.	8	131	98	.572
Jim Ferry	Long Island	7	135	72	.652
Robert Lee	La-Lafayette	1	20	11	.645
Orlando Early	La.-Monroe	0	0	0	.000
John Brady	LSU	14	229	179	.561
Keith Richard	Louisiana Tech	7	120	84	.588
Rick Pitino	Louisville	19	449	159	.738
Jim Whitesell	Loyola (Ill.)	18	291	211	.580
Jimmy Patsos	Loyola (Md.)	1	6	22	.214
Rodney Tention	Loyola Marymount	2	14	38	.269
Ted Woodward	Maine	1	14	15	.483
Bobby Gonzalez	Manhattan	6	109	66	.623
Matt Brady	Marist	1	11	17	.393
Tom Crean	Marquette	6	121	65	.651
Ron Jirsa	Marshall	4	53	69	.434
Gary Williams	Maryland	27	541	306	.639
Lawrence Lesett Jr.	Md.-East Shore	1	2	26	.071
Travis Ford	Massachusetts	8	119	120	.498
Tic Price	McNeese St.	9	153	108	.586
John Calipari	Memphis	13	304	125	.709
Mark Slonaker	Mercer	9	96	158	.378
Frank Haith	Miami (Fla.)	1	16	13	.552
Charlie Coles	Miami (Ohio)	15	249	199	.556
Tommy Amaker	Michigan	8	132	115	.534
Tom Izzo	Michigan St.	10	233	97	.706
Kermit Jr. Davis	Middle Tenn.	7	123	88	.583
Dan Monson	Minnesota	8	152	103	.596
Rod Barnes	Mississippi	7	127	93	.577
Rick Stansbury	Mississippi St.	7	149	75	.665
James Green	Mississippi Val.	8	123	111	.526
Quin Snyder	Missouri	6	116	80	.592
Barry Hinson	Missouri St.	8	144	104	.581
Dave Calloway	Monmouth	7	108	97	.527
Larry Krystkowiak	Montana	1	18	13	.581
Mick Durham	Montana St.	15	231	198	.538
Kyle Macy	Morehead St.	8	102	121	.457
Butch Beard	Morgan St.	8	80	148	.351
Milan Brown	Mt. St. Mary's	2	17	39	.304
Mick Cronin	Murray St.	2	45	17	.726
Billy Lange	Navy	3	48	38	.558
Barry Collier	Nebraska	16	266	209	.560
Mark Fox	Nevada	1	25	7	.781
Bill Herrion	New Hampshire	14	237	169	.584
Ritchie McKay	New Mexico	9	133	128	.510
Reggie Theus	New Mexico St.	0	0	0	.000
Monte Towe	New Orleans	4	60	59	.504
Joe Mihalich	Niagara	7	126	83	.603
J.P. Piper	Nicholls St.	1	6	21	.222
Dwight Freeman	Norfolk St.	7	85	111	.434
Roy Williams	North Carolina	17	470	116	.802
Jerry Eaves	N.C. A&T	2	9	49	.155

COACHING RECORDS

Coach	School	Yrs.	Won	Lost	Pct.
Herb Sendek	North Carolina St.	12	232	148	.611
Johnny Jones	North Texas	5	64	80	.444
Ron Everhart	Northeastern	11	155	161	.491
Mike Adras	Northern Ariz.	6	90	83	.520
Rob Judson	Northern Ill.	4	50	67	.427
Greg McDermott	UNL	11	198	117	.629
Bill Carmody	Northwestern	9	160	105	.604
Mike McConathy	Northwestern St.	6	87	94	.481
Mike Brey	Notre Dame	10	201	108	.650
Greg Kampe	Oakland	21	347	258	.574
Tim O'Shea	Ohio	4	62	58	.517
Thad Matta	Ohio St.	5	122	43	.739
Kelvin Sampson	Oklahoma	22	436	247	.638
Eddie Sutton	Oklahoma St.	35	781	299	.723
Blaine Taylor	Old Dominion	11	211	115	.647
Scott Sutton	Oral Roberts	6	100	79	.559
Ernie Kent	Oregon	14	239	174	.579
Jay John	Oregon St.	3	42	46	.477
Bob Thomason	Pacific	20	339	239	.587
Fran Dunphy	Penn	16	290	154	.653
Ed DeChellis	Penn St.	9	121	135	.473
Paul Westphal	Pepperdine	6	132	70	.653
Jamie Dixon	Pittsburgh	2	51	14	.785
Michael Holton	Portland	4	43	73	.371
Ken Bone	Portland St.	13	257	118	.685
Joe Scott	Princeton	5	66	76	.465
Tim Welsh	Providence	10	185	121	.605
Matt Painter	Purdue	1	25	5	.833
Joe DeSantis	Quinnipiac	9	92	157	.369
Byron Samuels	Radford	5	51	88	.367
Jim Baron	Rhode Island	18	259	270	.490
Willis Wilson	Rice	13	187	188	.499
Chris Mooney	Richmond	3	42	39	.519
Tommy Dempsey	Rider	0	0	0	.000
Mark Schmidt	Robert Morris	4	50	65	.435
Gary Waters	Rutgers	9	152	121	.557
Jerome Jenkins	Sacramento St.	5	51	89	.364
Dave Bike	Sacred Heart	27	416	370	.529
Anthony Solomon	St. Bonaventure	2	9	47	.161
Brian Nash	St. Francis (N.Y.)	0	0	0	.000
Bobby Jones	St. Francis (Pa.)	6	67	99	.404
Norman Roberts	St. John's (N.Y.)	5	33	102	.244
Phil Martelli	St. Joseph's	10	203	111	.646
Brad Soderberg	St. Louis	11	175	121	.591
Randy Bennett	St. Mary's (Cal.)	4	68	56	.548
Bob Leckie	St. Peter's	5	50	92	.352
Bob Marlin	Sam Houston St.	7	116	84	.580
Jimmy Tillet	Samford	8	129	102	.558
Brad Holland	San Diego	13	187	181	.508
Steve Fisher	San Diego St.	15	186	176	.514
Jessie Evans	San Francisco	8	149	95	.611
George Nessman	San Jose St.	0	0	0	.000
Dick Davey	Santa Clara	13	217	164	.570
Horace Broadnax	Savannah St.	5	42	89	.321
Louis Orr	Seton Hall	5	82	68	.547
Fran McCaffery	Siena	9	139	126	.525
John Pelphrey	South Ala.	3	36	48	.429
Dave Odom	South Carolina	19	354	230	.606
Ben Betts Jr.	South Carolina St.	2	37	23	.617
Robert McCullum	South Fla.	5	65	81	.445
Gary Garner	Southeast Mo. St.	22	366	276	.570
Jim Yarbrough	Southeastern La.	5	97	42	.698
Tim Floyd	Southern California	12	243	130	.651
Chris Lowery	Southern Ill.	1	27	8	.771
Jimmy Tubbs	Southern Methodist	1	14	14	.500
Larry Eustachy	Southern Miss.	14	271	162	.626
Rob Spivery	Southern U.	20	304	280	.521
Bill Evans	Southern Utah	14	183	189	.492
Trent Johnson	Stanford	6	97	87	.527
Danny Kaspar	Stephen F. Austin	14	295	116	.718
Derek Waugh	Stetson	5	52	76	.406
Steve Pikiell	Stony Brook	1	5	18	.217
Jim Boeheim	Syracuse	29	703	241	.745
Neil Dougherty	TCU	3	42	50	.457
John Chaney	Temple	33	724	297	.709
Bruce Pearl	Tennessee	13	317	84	.791
Bret Campbell	Tenn.-Martin	6	65	104	.385
Cy Alexander	Tennessee St.	18	297	238	.555
Mike Sutton	Tennessee Tech	3	51	38	.573
Ronnie Arrow	Tex. A&M-Corp. Chris.	14	202	169	.544
Robert Davenport	Tex.-Pan American	3	36	54	.400
Rick Barnes	Texas	18	363	203	.641
Billy Gillispie	Texas A&M	3	51	42	.548

Coach	School	Yrs.	Won	Lost	Pct.
Ronnie Courtney	Texas Southern	4	54	60	.474
Dennis Nutt	Texas St.	5	69	72	.489
Bob Knight	Texas Tech	39	854	333	.719
Eddie McCarter	Texas-Arlington	13	165	195	.458
Tim Carter	Texas-San Antonio	11	160	151	.514
Stan Joplin	Toledo	9	152	113	.574
Pat Kennedy	Towson	25	421	335	.557
Don Maestri	Troy	23	394	265	.598
Dave Dickerson	Tulane	0	0	0	.000
Doug Wojcik	Tulsa	0	0	0	.000
Mike Anderson	UAB	3	65	34	.657
Pat Douglass	UC Irvine	24	498	226	.688
David Spencer	UC Riverside	0	0	0	.000
Bob Williams	UC Santa Barb.	17	292	198	.596
Kirk Speraw	UCF	12	195	163	.545
Ben Howland	UCLA	11	197	127	.608
Randy Monroe	UMBC	1	11	18	.379
Rich Zvosec	UMKC	13	161	205	.440
Eddie Biedenbach	UNC Asheville	12	151	189	.444
Mike Dement	UNC Greensboro	18	262	246	.516
Brad Brownell	UNC Wilmington	3	58	32	.644
Lon Kruger	UNLV	18	319	235	.576
Ray Giacoletti	Utah	8	146	89	.621
Stew Morrill	Utah St.	19	385	192	.667
Doc Sadler	UTEP	1	27	8	.771
Homer Drew	Valparaiso	28	538	335	.616
Kevin Stallings	Vanderbilt	12	228	146	.610
Mike Lonergan	Vermont	12	251	88	.740
Jay Wright	Villanova	11	198	139	.588
Dave Leitao	Virginia	5	80	69	.537
Jeff Capel III	Va. Commonwealth	3	60	31	.659
Duggar Baucom	VMI	2	37	19	.661
Seth Greenberg	Virginia Tech	15	244	198	.552
Mike Deane	Wagner	21	368	253	.593
Skip Prosser	Wake Forest	12	259	113	.696
Lorenzo Romar	Washington	9	151	123	.551
Dick Bennett	Washington St.	27	479	289	.624
Joe Cravens	Weber St.	10	160	124	.563
John Beilein	West Virginia	23	427	255	.626
Larry Hunter	Western Caro.	25	509	224	.694
Derek Thomas	Western Ill.	2	14	42	.250
Darrin Horn	Western Ky.	2	37	22	.627
Steve Hawkins	Western Mich.	11	183	129	.587
Mark Turgeon	Wichita St.	7	110	96	.534
Tony Shaver	William & Mary	19	373	163	.696
Gregg Marshall	Winthrop	7	142	70	.670
Bo Ryan	Wisconsin	21	476	140	.773
Tod Kowalczyk	Wis.-Green Bay	3	44	42	.512
Bob Jeter	Wis.-Milwaukee	0	0	0	.000
Mike Young	Wofford	3	37	49	.430
Paul Biancardi	Wright St.	2	29	29	.500
Steve McClain	Wyoming	7	126	82	.606
Sean Miller	Xavier	1	17	12	.586
James Jones	Yale	6	75	92	.449
Jerry Slocum	Youngstown St.	30	580	325	.641

Fastest To Milestone Wins

(Head coaches with at least half their seasons at Division I.)

FASTEST TO 100 WINS

Rk.	Name, School	Games	Won	Lost	Pct.	Season	Year
1.	Doc Meanwell, Wisconsin & Missouri	109	100	9	.917	7th	1918
2.	Buck Freeman, St. John's (N.Y.)	110	100	10	.909	5th	1932
3.	Adolph Rupp, Kentucky	116	100	16	.862	6th	1936
4.	Jim Boeheim, Syracuse	117	100	17	.855	4th	1980
4.	Jerry Tarkanian, Long Beach St.	117	100	17	.855	5th	1973
6.	Everett Case, North Carolina St.	120	100	20	.833	4th	1950
6.	Fred Taylor, Ohio St.	120	100	20	.833	5th	1963
7.	Lew Andreas, Syracuse	122	100	22	.820	7th	1931
7.	Denny Crum, Louisville	122	100	22	.820	5th	1976
7.	Everett Dean, Carleton & Indiana	122	100	22	.820	7th	1929
11.	Clair Bee, Rider & Long Island	123	100	23	.813	5th	1934
12.	Don Haskins, UTEP	125	100	25	.800	5th	1966
12.	Nat Holman, CCNY	125	100	25	.800	10th	1929
12.	Buster Sheary, Holy Cross	125	100	25	.800	5th	1953
15.	Mark Few, Gonzaga	126	100	26	.794	4th	2003
15.	Tony Hinkle, Butler	126	100	26	.794	7th	1933
15.	Ray Meyer, DePaul	126	100	26	.794	6th	1948
18.	Harry Combes, Illinois	127	100	27	.787	6th	1953

Rk.	Name, School	Games	Won	Lost	Pct.	Season	Year
18.	Peck Hickman, Louisville	127	100	27	.787	5th	1949
20.	Vic Bubas, Duke	128	100	28	.781	5th	1964
21.	Hugh Greer, Connecticut	129	100	29	.775	6th	1952
21.	Roy Williams, Kansas	129	100	29	.775	4th	1992
23.	Speedy Morris, La Salle.....	130	100	30	.769	4th	1990
23.	Fred Schaus, West Virginia	130	100	30	.769	5th	1959
23.	Clifford Wells, Tulane	130	100	30	.769	6th	1951
23.	Thad Matta, Butler & Xavier	130	100	30	.769	4th	2004
27.	Harry Fisher, Columbia	131	100	31	.763	10th	1916
27.	Joseph Lapchick, St. John's (N.Y.)	131	100	31	.763	7th	1943
27.	Nolan Richardson, Tulsa	131	100	31	.763	5th	1985
30.	Gale Catlett, Cincinnati	132	100	32	.758	5th	1977
30.	Jack Ramsay, St. Joseph's	132	100	32	.758	5th	1960
30.	Bruce Stewart, West Va. Wesleyan & Middle Tenn.	132	100	32	.758	4th	1986

FASTEST TO 200 WINS

Rk.	Name, School	Games	Won	Lost	Pct.	Season	Year
1.	Clair Bee, Rider & Long Island ..	231	200	31	.866	12th	1938
2.	Jerry Tarkanian, Long Beach St. & UNLV	234	200	34	.855	9th	1977
3.	Everett Case, North Carolina St.	250	200	50	.800	9th	1954
4.	Harold Anderson, Toledo & Bowling Green	251	200	51	.797	10th	1945
4.	Lew Andreas, Syracuse	251	200	51	.797	14th	1939
4.	Nat Holman, CCNY	251	200	51	.797	18th	1937
4.	Adolph Rupp, Kentucky	251	200	51	.797	13th	1943
8.	Roy Williams, Kansas	252	200	52	.794	8th	1996
9.	Vic Bubas, Duke	254	200	54	.787	10th	1969
9.	Denny Crum, Louisville.....	254	200	54	.787	9th	1980
9.	Henry Iba, Northwest Mo. St., Colorado & Oklahoma St.	254	200	54	.787	11th	1940
9.	Doc Meanwell, Missouri & Wisconsin	254	200	54	.787	15th	1927
13.	Hec Edmundson, Washington ..	261	200	61	.766	13th	1931
13.	Hugh Greer, Connecticut	261	200	61	.766	11th	1957
15.	George Keogan, Wis.-Superior, St. Louis, St. Thomas (Minn.), Allegheny, Valparaiso & Notre Dame	263	200	63	.760	14th	1930
15.	Joseph Lapchick, St. John's (N.Y.) ..	263	200	63	.760	13th	1958
17.	Jack Ramsay, St. Joseph's	264	200	64	.758	10th	1965
18.	Peck Hickman, Louisville	265	200	65	.755	10th	1954
19.	Jim Boeheim, Syracuse	266	200	66	.752	9th	1985
19.	Fred Schaus, West Virginia & Purdue	266	200	66	.752	10th	1976
21.	Don Haskins, UTEP	269	200	69	.743	11th	1972
22.	Bob Knight, Army & Indiana	270	200	70	.741	11th	1976
23.	Lou Carnesecca, St. John's (N.Y.) ..	271	200	71	.738	10th	1978
23.	Harry Combes, Illinois	271	200	71	.738	12th	1959
23.	Arthur Schabinger, Ottawa, Emporia St. & Creighton	271	200	71	.738	16th	1932
26.	Dudey Moore, Duquesne	272	200	72	.735	11th	1959
27.	Pete Gillen, Xavier	273	200	73	.733	9th	1994
28.	Tom Blackburn, Dayton	274	200	74	.730	10th	1957
29.	Chick Davies, Duquesne	275	200	75	.727	15th	1939
29.	Boyd Grant, Fresno St. & Colorado St.	275	200	75	.727	10th	1988

FASTEST TO 300 WINS

Rk.	Name, School	Games	Won	Lost	Pct.	Season	Year
1.	Clair Bee, Rider & Long Island ..	344	300	44	.872	15th	1943
2.	Adolph Rupp, Kentucky	366	300	66	.820	17th	1947
3.	Jerry Tarkanian, Long Beach St. & UNLV	370	300	70	.811	13th	1982
3.	Roy Williams, Kansas	370	300	70	.811	11th	1999
5.	Everett Case, North Carolina St.	377	300	77	.796	13th	1959
6.	Harold Anderson, Toledo & Bowling Green	378	300	78	.794	14th	1949
7.	Denny Crum, Louisville.....	382	300	82	.785	13th	1984
7.	Henry Iba, Northwest Mo. St., Colorado & Oklahoma St.	382	300	82	.785	15th	1944
9.	Hec Edmundson, Washington ..	392	300	92	.765	18th	1936
10.	Jim Boeheim, Syracuse	393	300	93	.763	13th	1989
10.	Frank Keaney, Rhode Island.....	393	300	93	.763	24th	1944
12.	George Keogan, Wis.-Superior, St. Louis, St. Thomas (Minn.), Allegheny, Valparaiso & Notre Dame	394	300	94	.761	20th	1936
13.	Ray Mears, Wittenberg & Tennessee	395	300	95	.759	16th	1972

Rk.	Name, School	Games	Won	Lost	Pct.	Season	Year
14.	Piggy Lambert, Purdue.....	397	300	97	.756	23rd	1940
15.	Lew Andreas, Syracuse	400	300	100	.750	23rd	1947
15.	Chick Davies, Duquesne	400	300	100	.750	21st	1948
17.	John Lawther, Westminster (Pa.) & Penn St.	402	300	102	.746	21st	1947
18.	Nolan Richardson, Tulsa & Arkansas	404	300	104	.743	13th	1993
19.	Peck Hickman, Louisville	405	300	105	.741	15th	1959
20.	Dean Smith, North Carolina.....	406	300	106	.739	15th	1976
20.	Eddie Sutton, Creighton & Arkansas	406	300	106	.739	15th	1984
22.	Bob Knight, Army & Indiana	407	300	107	.737	15th	1980
22.	John Thompson, Georgetown	407	300	107	.737	14th	1986
24.	Nat Holman, CCNY	408	300	108	.735	27th	1946
25.	Rick Majerus, Marquette, Ball St. & Utah.....	409	300	109	.733	14th	1998

FASTEST TO 400 WINS

Rk.	Name, School	Games	Won	Lost	Pct.	Season	Year
1.	Adolph Rupp, Kentucky	477	400	77	.839	20th	1950
2.	Clair Bee, Rider & Long Island ..	483	400	83	.828	21st	1951
3.	Jerry Tarkanian, Long Beach St. & UNLV	492	400	92	.813	17th	1985
4.	Roy Williams, Kansas	496	400	96	.806	15th	2003
5.	Henry Iba, Northwest Mo. St., Colorado & Oklahoma St.	500	400	100	.800	19th	1948
6.	Frank Keaney, Rhode Island.....	521	400	121	.768	28th	1948
7.	Phog Allen, Baker, Haskell, Central Mo. St. & Kansas	522	400	122	.766	29th	1935
7.	George Keogan, Wis.-Superior, St. Louis, St. Thomas (Minn.), Allegheny, Valparaiso & Notre Dame	522	400	122	.766	26th	1942
9.	Jim Boeheim, Syracuse	527	400	127	.759	17th	1993
10.	Dean Smith, North Carolina.....	531	400	131	.753	19th	1980
11.	Lou Carnesecca, St. John's (N.Y.) ..	535	400	135	.748	18th	1986
11.	John Thompson, Georgetown	535	400	135	.748	18th	1990
13.	Denny Crum, Louisville	536	400	136	.746	17th	1988
13.	Ed Diddle, Western Ky.	536	400	136	.746	24th	1946
13.	Nolan Richardson, Tulsa & Arkansas	536	400	136	.746	17th	1997
16.	Rick Majerus, Marquette, Ball St. & Utah.....	538	400	138	.743	19th	2003
17.	Nat Holman, CCNY	539	400	139	.742	32nd	1952
18.	Eddie Sutton, Creighton, Arkansas & Kentucky.....	541	400	141	.739	19th	1988
19.	Al McGuire, Belmont Abbey & Marquette	542	400	142	.738	20th	1977
20.	Bob Knight, Army & Indiana	545	400	145	.734	20th	1985
20.	Rick Pitino, Boston U., Providence, Kentucky & Louisville	545	400	145	.734	18th	2004
22.	Bob Huggins, Walsh, Akron & Cincinnati	548	400	148	.730	19th	1999
22.	John Wooden, Indiana St. & UCLA	548	400	148	.730	20th	1966

FASTEST TO 500 WINS

Rk.	Name, School	Games	Won	Lost	Pct.	Season	Year
1.	Adolph Rupp, Kentucky	583	500	83	.858	23rd	1955
2.	Jerry Tarkanian, Long Beach St. & UNLV	604	500	104	.828	20th	1988
3.	Henry Iba, Northwest Mo. St., Colorado & Oklahoma St.	631	500	131	.792	23rd	1952
4.	Phog Allen, Baker, Haskell, Central Mo. St. & Kansas	646	500	146	.774	34th	1940
5.	John Wooden, Indiana St. & UCLA	652	500	152	.767	24th	1970
6.	Dean Smith, North Carolina.....	653	500	153	.766	23rd	1984
7.	John Chaney, Cheyney & Temple ..	662	500	162	.755	22nd	1994
8.	Ed Diddle, Western Ky.	667	500	167	.750	28th	1950
9.	Jim Boeheim, Syracuse	669	500	169	.747	21st	1997
10.	Bob Huggins, Walsh, Akron & Cincinnati	671	500	171	.745	21st	2002
11.	Lou Carnesecca, St. John's (N.Y.) ..	683	500	183	.732	23rd	1991
11.	Bob Knight, Army & Indiana	683	500	183	.732	24th	1989
13.	Eddie Sutton, Creighton, Arkansas, Kentucky & Oklahoma St.	685	500	185	.730	23rd	1993
13.	John Thompson, Georgetown	685	500	185	.730	22nd	1994
15.	Denny Crum, Louisville.....	687	500	187	.728	22nd	1993
16.	Lute Olson, Long Beach St., Iowa & Arizona	690	500	190	.725	23rd	1996
17.	Nolan Richardson, Tulsa & Arkansas	695	500	195	.719	22nd	2002

COACHING RECORDS

Rk.	Name, School	Games	Won	Lost	Pct.	Season	Year
18.	Frank McGuire, St. John's (N.Y.)	699	500	199	.715	27th	1977
19.	Mike Krzyzewski, Army & Duke	710	500	210	.704	23rd	1998
20.	Harold Anderson, Toledo & Bowling Green	724	500	224	.691	29th	1963

FASTEST TO 600 WINS

Rk.	Name, School	Games	Won	Lost	Pct.	Season	Year
1.	Adolph Rupp, Kentucky	704	600	104	.852	27th	1959
2.	Jerry Tarkanian, Long Beach St. & UNLV	720	600	120	.833	24th	1992
3.	John Wooden, Indiana St. & UCLA	755	600	155	.795	27th	1973
4.	Dean Smith, North Carolina	773	600	173	.776	26th	1987
5.	Henry Iba, Northwest Mo. St., Colorado & Oklahoma St.	775	600	175	.774	29th	1958
6.	Phog Allen, Baker, Haskell, Central Mo. St. & Kansas	780	600	180	.769	41st	1947
7.	Ed Diddle, Western Ky.	790	600	190	.759	32nd	1954
8.	Jim Boeheim, Syracuse	807	600	207	.743	25th	2001
9.	Bob Knight, Army & Indiana	812	600	212	.739	27th	1993
10.	Lute Olson, Long Beach St., Iowa & Arizona	815	600	215	.736	27th	2000
11.	John Chaney, Cheyney & Temple	816	600	216	.735	27th	1999
12.	Mike Krzyzewski, Army & Duke	823	600	223	.729	26th	2001
13.	Denny Crum, Louisville	825	600	225	.727	26th	1997
14.	Cam Henderson, Muskingum, Davis & Elkins, & Marshall	830	600	230	.723	34th	1953
15.	Eddie Sutton, Creighton, Arkansas, Kentucky & Oklahoma St.	837	600	237	.717	28th	1998
16.	Don Haskins, UTEP	861	600	261	.697	31st	1992
17.	Lefty Driesell, Davidson, Maryland & James Madison	868	600	268	.691	30th	1992
18.	Jim Calhoun, Northeastern & Connecticut	879	600	279	.683	30th	2001
19.	Guy Lewis, Houston	882	600	282	.680	31st	1987
20.	Lou Henson, Hardin-Simmons, New Mexico St. & Illinois	887	600	287	.676	32nd	1993

FASTEST TO 700 WINS

Rk.	Name, School	Games	Won	Lost	Pct.	Season	Year
1.	Adolph Rupp, Kentucky	836	700	136	.837	32nd	1964
2.	Jerry Tarkanian, Long Beach St., UNLV & Fresno St.	876	700	176	.799	29th	2000
3.	Dean Smith, North Carolina	904	700	204	.774	30th	1991
4.	Phog Allen, Baker, Haskell, Central Mo. St. & Kansas	938	700	238	.746	47th	1953
5.	Jim Boeheim, Syracuse	939	700	239	.745	29th	2005
6.	Mike Krzyzewski, Army & Duke	940	700	240	.745	30th	2005
6.	Lute Olson, Long Beach St., Iowa & Arizona	940	700	240	.745	31st	2004
8.	Ed Diddle, Western Ky.	946	700	246	.740	28th	1960
9.	Henry Iba, Northwest Mo. St., Colorado & Oklahoma St.	953	700	253	.735	36th	1965
10.	Bob Knight, Army & Indiana	956	700	256	.732	32nd	1997
11.	Eddie Sutton, Creighton, Arkansas, Kentucky & Oklahoma St.	975	700	275	.718	32nd	2002
12.	John Chaney, Cheyney & Temple	978	700	278	.716	32nd	2004
13.	Jim Calhoun, Northeastern & Connecticut	1,008	700	308	.694	33rd	2005
14.	Don Haskins, UTEP	1,029	700	329	.680	37th	1998
15.	Lou Henson, Hardin-Simmons, Illinois & New Mexico St.	1,046	700	346	.669	36th	2000
16.	Lefty Driesell, Davidson, Maryland, James Madison & Georgia St.	1,048	700	348	.668	37th	1999
17.	Ray Meyer, DePaul	1,051	700	351	.666	52nd	1984
18.	Norm Stewart, UNI & Missouri	1,055	700	355	.664	36th	1998

FASTEST TO 800 WINS

Rk.	Name, School	Games	Won	Lost	Pct.	Season	Year
1.	Adolph Rupp, Kentucky	972	800	172	.823	37th	1969
2.	Dean Smith, North Carolina	1,029	800	229	.777	33rd	1994
3.	Bob Knight, Army, Indiana & Texas Tech	1,102	800	302	.726	37th	2003

Top 10 Best Career Starts By Percentage

(Head coaches with at least half of their seasons at Division I)

1 SEASON

Coach, Team	Season	W	L	Pct.
Norman Shepard, North Carolina	1924	23	0	1.000
Bill Hodges, Indiana St.	1979	33	1	.970
Tom Gola, La Salle	1969	23	1	.958

Coach, Team	Season	W	L	Pct.
Lou Rossini, Columbia	1951	21	1	.955
Earl Brown, Dartmouth	1944	19	2	.905
Phil Johnson, Weber St.	1969	27	3	.900
Bill Guthridge, North Carolina	1998	34	4	.895
Gary Cunningham, UCLA	1978	25	3	.893
Bob Davies, Seton Hall	1947	24	3	.889
Jerry Tarkanian, Long Beach St.	1969	23	3	.885

2 SEASONS

Coach, Team	Seasons	W	L	Pct.
Lew Andreas, Syracuse	1925-26	33	3	.917
Bill Carmody, Princeton	1997-98	51	6	.895
Everett Case, North Carolina St.	1947-48	55	8	.873
Buck Freeman, St. John's (N.Y.)	1928-29	41	6	.872
Gary Cunningham, UCLA	1978-79	50	8	.862
Nibs Price, California	1925-26	25	4	.862
Denny Crum, Louisville	1972-73	49	8	.860
Adolph Rupp, Kentucky	1931-32	30	5	.857
Jerry Tarkanian, Long Beach St.	1969-70	47	8	.855
John Castellani, Seattle	1957-58	45	9	.833

3 SEASONS

Coach, Team	Seasons	W	L	Pct.
Nibs Price, California	1925-27	38	4	.905
Buck Freeman, St. John's (N.Y.)	1928-30	64	7	.901
Lew Andreas, Syracuse	1925-27	48	7	.873
Adolph Rupp, Kentucky	1931-33	51	8	.864
Jerry Tarkanian, Long Beach St.	1969-71	69	12	.852
Jim Boeheim, Syracuse	1977-79	74	14	.841
Bill Carmody, Princeton	1997-99	73	14	.841
Everett Case, North Carolina St.	1947-49	80	16	.833
Ben Carnevale, North Carolina & Navy	1945-47	68	14	.829
Phil Johnson, Weber St.	1969-71	68	16	.810

4 SEASONS

Coach, Team	Seasons	W	L	Pct.
Buck Freeman, St. John's (N.Y.)	1928-31	85	8	.914
Adolph Rupp, Kentucky	1931-34	67	9	.882
Jerry Tarkanian, Long Beach St.	1969-72	92	15	.860
Jim Boeheim, Syracuse	1977-80	100	18	.847
Fred Taylor, Ohio St.	1959-62	89	17	.840
Everett Case, North Carolina St.	1947-50	107	22	.829
Nibs Price, California	1925-28	47	10	.825
Nat Holman, CCNY	1920-23	46	10	.821
Denny Crum, Louisville	1972-75	98	22	.817
Lew Andreas, Syracuse	1925-28	58	13	.817

5 SEASONS

Coach, Team	Seasons	W	L	Pct.
Buck Freeman, St. John's (N.Y.)	1928-32	107	12	.899
Adolph Rupp, Kentucky	1931-35	86	11	.887
Jerry Tarkanian, Long Beach St. & UNLV	1969-73	116	17	.872
Nat Holman, CCNY	1920-24	58	11	.841
Fred Taylor, Ohio St.	1959-63	109	21	.838
Nibs Price, California	1925-29	64	13	.831
Everett Case, North Carolina St.	1947-51	137	29	.825
Charles Orsborn, Bradley	1957-61	115	25	.821
Mark Few, Gonzaga	2000-04	133	32	.806
Buster Sheary, Holy Cross	1949-53	110	27	.803
Jim Boeheim, Syracuse	1977-81	122	30	.803

6 SEASONS

Coach, Team	Seasons	W	L	Pct.
Buck Freeman, St. John's (N.Y.)	1928-33	130	16	.890
Adolph Rupp, Kentucky	1931-36	101	17	.856
Jerry Tarkanian, Long Beach St. & UNLV	1969-74	136	23	.855
Nat Holman, CCNY	1920-25	70	13	.843
Buster Sheary, Holy Cross	1949-54	136	29	.824
Lew Andreas, Syracuse	1925-30	87	19	.821
Everett Dean, Carleton & Indiana	1922-27	82	18	.820
Clair Bee, Rider & Long Island	1929-34	101	23	.815
Fred Taylor, Ohio St.	1959-64	125	29	.812
Mark Few, Gonzaga	2000-05	159	37	.811

7 SEASONS

Coach, Team	Seasons	W	L	Pct.
Buck Freeman, St. John's (N.Y.)	1928-34	146	19	.885
Jerry Tarkanian, Long Beach St. & UNLV	1969-75	160	28	.851
Adolph Rupp, Kentucky	1931-37	118	22	.843
Clair Bee, Rider & Long Island	1929-35	125	25	.833
Everett Dean, Carleton & Indiana	1922-28	97	20	.829
Lew Andreas, Syracuse	1925-31	103	23	.817
Nat Holman, CCNY	1920-26	79	18	.814

Coach, Team

Buster Sheary, Holy Cross.....				
Everett Case, North Carolina St.				
Vic Bubas, Duke.....				

Seasons	W	L	Pct.
1949-55	155	36	.812
1947-53	187	45	.806
1960-66	158	39	.802

8 SEASONS

Coach, Team

Jerry Tarkanian, Long Beach St. & UNLV.....				
Clair Bee, Rider & Long Island.....				
Buck Freeman, St. John's (N.Y.).....				
Adolph Rupp, Kentucky.....				
Nat Holman, CCNY.....				
Everett Case, North Carolina St.				
Hugh Greer, Connecticut.....				
Lew Andreas, Syracuse.....				
Roy Williams, Kansas.....				
Henry Iba, Northwest Mo. St., Colorado & Oklahoma St.				

Seasons	W	L	Pct.
1969-76	189	30	.863
1929-36	150	25	.857
1928-35	159	27	.855
1931-38	131	27	.829
1920-27	88	21	.807
1947-54	213	52	.804
1947-54	151	38	.799
1925-32	116	30	.795
1989-96	213	56	.792
1930-37	155	42	.787

9 SEASONS

Coach, Team

Jerry Tarkanian, Long Beach St. & UNLV.....				
Clair Bee, Rider & Long Island.....				
Buck Freeman, St. John's (N.Y.).....				
Adolph Rupp, Kentucky.....				
Everett Case, North Carolina St.				
Roy Williams, Kansas.....				
Lew Andreas, Syracuse.....				
Henry Iba, Northwest Mo. St., Colorado & Oklahoma St.				
Denny Crum, Louisville.....				
Hugh Greer, Connecticut.....				

Seasons	W	L	Pct.
1969-77	218	33	.869
1929-37	177	28	.863
1928-36	177	31	.851
1931-39	147	31	.826
1947-55	241	56	.811
1989-97	247	58	.810
1925-33	130	32	.802
1930-38	180	45	.800
1972-80	219	55	.799
1947-55	171	43	.799

10 SEASONS

Coach, Team

Clair Bee, Rider & Long Island.....				
Jerry Tarkanian, Long Beach St. & UNLV.....				
Roy Williams, Kansas.....				
Everett Case, North Carolina St.				
Adolph Rupp, Kentucky.....				
Lew Andreas, Syracuse.....				
Henry Iba, Northwest Mo. St., Colorado & Oklahoma St.				
Denny Crum, Louisville.....				
Harold Anderson, Toledo & Bowling Green.....				
Nat Holman, CCNY.....				

Seasons	W	L	Pct.
1929-38	200	32	.862
1969-78	238	41	.853
1989-98	282	62	.820
1947-56	265	60	.815
1931-40	162	37	.814
1925-34	145	34	.810
1930-39	199	53	.790
1972-81	240	64	.789
1935-44	182	50	.784
1920-29	108	30	.783

11 SEASONS

Coach, Team

Clair Bee, Rider & Long Island.....				
Jerry Tarkanian, Long Beach St. & UNLV.....				
Lew Andreas, Syracuse.....				
Roy Williams, Kansas.....				
Henry Iba, Northwest Mo. St., Colorado & Oklahoma St.				
Adolph Rupp, Kentucky.....				
Everett Case, North Carolina St.				
Harold Anderson, Toledo & Bowling Green.....				
Nat Holman, CCNY.....				
Denny Crum, Louisville.....				

Seasons	W	L	Pct.
1929-39	223	32	.875
1969-79	259	49	.841
1925-35	160	36	.816
1989-99	305	72	.809
1930-40	225	56	.801
1931-41	179	45	.799
1947-57	280	71	.798
1935-45	206	54	.792
1920-30	119	33	.783
1972-82	263	74	.780

12 SEASONS

Coach, Team

Clair Bee, Rider & Long Island.....				
Jerry Tarkanian, Long Beach St. & UNLV.....				
Lew Andreas, Syracuse.....				
Roy Williams, Kansas.....				
Harold Anderson, Toledo & Bowling Green.....				
Adolph Rupp, Kentucky.....				
Everett Case, North Carolina St.				
Henry Iba, Northwest Mo. St., Colorado & Oklahoma St.				
Denny Crum, Louisville.....				
Joe Mullaney, Norwich & Providence.....				

Seasons	W	L	Pct.
1929-40	242	36	.871
1969-80	282	58	.829
1925-36	172	41	.806
1989-2000	329	82	.800
1935-46	233	59	.798
1931-42	198	51	.795
1947-58	298	77	.795
1930-41	243	63	.794
1972-83	295	78	.791
1955-66	243	68	.781

13 SEASONS

Coach, Team

Clair Bee, Rider & Long Island.....				
Jerry Tarkanian, Long Beach St. & UNLV.....				
Lew Andreas, Syracuse.....				
Roy Williams, Kansas.....				
Harold Anderson, Toledo & Bowling Green.....				
Everett Case, North Carolina St.				
Nat Holman, CCNY.....				

Seasons	W	L	Pct.
1929-41	267	38	.875
1969-81	298	70	.810
1925-37	185	45	.804
1989-2001	355	89	.800
1935-47	261	66	.798
1947-59	320	81	.798
1920-32	147	38	.795

Coach, Team

Henry Iba, Northwest Mo. St., Colorado & Oklahoma St.				
Adolph Rupp, Kentucky.....				
Denny Crum, Louisville.....				

Seasons	W	L	Pct.
1930-42	263	69	.792
1931-43	215	57	.790
1972-84	319	89	.782

14 SEASONS

Coach, Team

Clair Bee, Rider & Long Island.....				
Roy Williams, Kansas.....				
Nat Holman, CCNY.....				
Harold Anderson, Toledo & Bowling Green.....				
Jerry Tarkanian, Long Beach St. & UNLV.....				
Adolph Rupp, Kentucky.....				
Lew Andreas, Syracuse.....				
Henry Iba, Northwest Mo. St., Colorado & Oklahoma St.				
Everett Case, North Carolina St.				
Jim Boeheim, Syracuse.....				

Seasons	W	L	Pct.
1929-42	291	41	.877
1989-2002	388	93	.807
1920-33	160	39	.804
1935-48	288	72	.800
1969-82	318	80	.799
1931-44	234	59	.799
1925-38	198	50	.798
1930-43	277	79	.778
1947-60	331	96	.775
1977-90	343	108	.761

15 SEASONS

Coach, Team

Clair Bee, Rider & Long Island.....				
Nat Holman, CCNY.....				
Jerry Tarkanian, Long Beach St. & UNLV.....				
Roy Williams, Kansas.....				
Adolph Rupp, Kentucky.....				
Harold Anderson, Toledo & Bowling Green.....				
Lew Andreas, Syracuse.....				
Henry Iba, Northwest Mo. St., Colorado & Oklahoma St.				
Everett Case, North Carolina St.				
Denny Crum, Louisville.....				
Jim Boeheim, Syracuse.....				

Seasons	W	L	Pct.
1929-43	304	47	.866
1920-34	174	40	.813
1969-83	346	83	.807
1989-2003	418	101	.805
1931-45	256	63	.803
1935-49	312	79	.798
1925-39	212	54	.797
1930-44	304	85	.781
1947-61	347	105	.768
1972-86	370	114	.764
1977-91	369	114	.764

16 SEASONS

Coach, Team

Clair Bee, Rider & Long Island.....				
Adolph Rupp, Kentucky.....				
Jerry Tarkanian, Long Beach St. & UNLV.....				
Nat Holman, CCNY.....				
Roy Williams, Kansas & North Carolina.....				
Henry Iba, Northwest Mo. St., Colorado & Oklahoma St.				
Harold Anderson, Toledo & Bowling Green.....				
Lew Andreas, Syracuse.....				
Everett Case, North Carolina St.				
Ray Mears, Wittenberg & Tennessee.....				
Jim Boeheim, Syracuse.....				

Seasons	W	L	Pct.
1929-43, 46	318	56	.850
1931-46	284	65	.814
1969-84	375	89	.808
1920-35	184	46	.800
1989-2004	437	112	.796
1930-45	331	89	.788
1935-50	331	90	.786
1925-40	222	62	.782
1947-62	358	111	.763
1957-72	306	97	.759
1977-92	391	124	.759

17 SEASONS

Coach, Team

Clair Bee, Rider & Long Island.....				
Adolph Rupp, Kentucky.....				
Jerry Tarkanian, Long Beach St. & UNLV.....				
Roy Williams, Kansas & North Carolina.....				
Henry Iba, Northwest Mo. St., Colorado & Oklahoma St.				
Nat Holman, CCNY.....				
Harold Anderson, Toledo & Bowling Green.....				
Lew Andreas, Syracuse.....				
Jim Boeheim, Syracuse.....				
Joseph Lapchick, St. John's (N.Y.).....				

Seasons	W	L	Pct.
1929-43, 46-47	335	61	.850
1931-47	318	68	.824
1969-85	403	93	.813
1989-2005	470	116	.802
1930-46	362	91	.799
1920-36	194	50	.795
1935-51	341	94	.784
1925-41	236	67	.779
1977-93	411	133	.756
1937-47, 57-62	291	95	.754

18 SEASONS

Coach, Team

Clair Bee, Rider & Long Island.....				
Adolph Rupp, Kentucky.....				
Jerry Tarkanian, Long Beach St. & UNLV.....				
Henry Iba, Northwest Mo. St., Colorado & Oklahoma St.				
Nat Holman, CCNY.....				
Harold Anderson, Toledo & Bowling Green.....				

Coach, Team	Seasons	W	L	Pct.
Henry Iba, Northwest Mo. St., Colorado & Oklahoma St.	1930-48	413	103	.800
Nat Holman, CCNY	1920-38	217	59	.786
Lew Andreas, Syracuse	1925-43	259	83	.757
Harold Anderson, Toledo & Bowling Green	1935-53	370	119	.757
Jim Boeheim, Syracuse	1977-95	454	150	.752
Dean Smith, North Carolina	1962-80	407	135	.751
Frank Keane, Rhode Island	1922-40	244	82	.748
Denny Crum, Louisville	1972-90	463	156	.748

20 SEASONS

Coach, Team	Seasons	W	L	Pct.
Adolph Rupp, Kentucky	1931-50	411	78	.840
Clair Bee, Rider & Long Island	1929-43, 46-50	390	82	.826
Jerry Tarkanian, Long Beach St. & UNLV	1969-88	501	106	.825
Henry Iba, Northwest Mo. St., Colorado & Oklahoma St.	1930-49	436	108	.801
Phog Allen, Baker, Kansas, Haskell, Central Mo. St. & Kansas	1906-09, 13-28	325	89	.785
Nat Holman, CCNY	1920-39	228	65	.778
John Chaney, Cheyney & Temple	1973-92	458	143	.762
Frank Keane, Rhode Island	1922-41	265	86	.755
Harold Anderson, Toledo & Bowling Green	1935-54	387	126	.754
Dean Smith, North Carolina	1962-81	436	143	.753

21 SEASONS

Coach, Team	Seasons	W	L	Pct.
Adolph Rupp, Kentucky	1931-51	443	80	.847
Clair Bee, Rider & Long Island	1929-43, 46-51	410	86	.827
Jerry Tarkanian, Long Beach St. & UNLV	1969-89	530	114	.823
Henry Iba, Northwest Mo. St., Colorado & Oklahoma St.	1930-50	454	117	.795
Nat Holman, CCNY	1920-40	236	73	.764
Dean Smith, North Carolina	1962-82	468	145	.763
Phog Allen, Baker, Kansas, Haskell, Central Mo. St. & Kansas	1906-09, 13-29	328	104	.759
Frank Keane, Rhode Island	1922-42	283	90	.759
John Chaney, Cheyney & Temple	1973-93	478	156	.754
Chick Davies, Duquesne	1925-40, 47-48	314	106	.748

22 SEASONS

Coach, Team	Seasons	W	L	Pct.
Adolph Rupp, Kentucky	1931-52	472	83	.850
Jerry Tarkanian, Long Beach St. & UNLV	1969-90	565	119	.826
Henry Iba, Northwest Mo. St., Colorado & Oklahoma St.	1930-51	483	123	.797
Nat Holman, CCNY	1920-41	253	78	.764
Dean Smith, North Carolina	1962-83	496	153	.764
Frank Keane, Rhode Island	1922-43	299	93	.763
Phog Allen, Baker, Kansas, Haskell, Central Mo. St. & Kansas	1906-09, 13-30	342	108	.760
John Wooden, Indiana St. & UCLA	1947-68	464	151	.754
John Chaney, Cheyney & Temple	1973-94	501	164	.753
Lew Andreas, Syracuse	1925-47	308	105	.746

23 SEASONS

Coach, Team	Seasons	W	L	Pct.
Adolph Rupp, Kentucky	1931-52, 54	497	83	.857
Jerry Tarkanian, Long Beach St. & UNLV	1969-91	599	120	.833
Henry Iba, Northwest Mo. St., Colorado & Oklahoma St.	1930-52	502	131	.793
Dean Smith, North Carolina	1962-84	524	156	.771
Nat Holman, CCNY	1920-42	269	81	.769
John Wooden, Indiana St. & UCLA	1947-69	493	152	.764
Phog Allen, Baker, Kansas, Haskell, Central Mo. St. & Kansas	1906-09, 13-31	357	111	.763
Frank Keane, Rhode Island	1922-44	313	99	.760
John Chaney, Cheyney & Temple	1973-95	520	175	.748
Ed Diddle, Western Ky.	1923-45	395	134	.747

24 SEASONS

Coach, Team	Seasons	W	L	Pct.
Adolph Rupp, Kentucky	1931-52, 54-55	520	86	.858
Jerry Tarkanian, Long Beach St. & UNLV	1969-92	625	122	.837
Henry Iba, Northwest Mo. St., Colorado & Oklahoma St.	1930-53	525	138	.792
John Wooden, Indiana St. & UCLA	1947-70	521	154	.772
Dean Smith, North Carolina	1962-85	551	165	.770
Frank Keane, Rhode Island	1922-45	333	104	.762
Phog Allen, Baker, Kansas, Haskell, Central Mo. St. & Kansas	1906-09, 13-32	370	116	.761
Nat Holman, CCNY	1920-43	277	91	.753
Jim Boeheim, Syracuse	1977-2000	575	199	.743

Coach, Team	Seasons	W	L	Pct.
Bob Huggins, Walsh, Akron & Cincinnati	1981-2005	567	199	.740

25 SEASONS

Coach, Team	Seasons	W	L	Pct.
Adolph Rupp, Kentucky	1931-52, 54-56	540	92	.854
Jerry Tarkanian, Long Beach St., UNLV & Fresno St.	1969-92, 96	647	133	.829
Henry Iba, Northwest Mo. St., Colorado & Oklahoma St.	1930-54	549	143	.793
John Wooden, Indiana St. & UCLA	1947-71	550	155	.780
Dean Smith, North Carolina	1962-86	579	171	.772
Frank Keane, Rhode Island	1922-46	354	107	.768
Phog Allen, Baker, Kansas, Haskell, Central Mo. St. & Kansas	1906-09, 13-33	383	120	.761
Jim Boeheim, Syracuse	1977-2001	600	208	.743
John Chaney, Cheyney & Temple	1973-97	560	199	.738
Nat Holman, CCNY	1920-44	283	102	.735
Ed Diddle, Western Ky.	1923-47	435	157	.735

26 SEASONS

Coach, Team	Seasons	W	L	Pct.
Adolph Rupp, Kentucky	1931-52, 54-57	563	97	.853
Jerry Tarkanian, Long Beach St., UNLV & Fresno St.	1969-92, 96-97	667	145	.821
John Wooden, Indiana St. & UCLA	1947-72	580	155	.789
Henry Iba, Northwest Mo. St., Colorado & Oklahoma St.	1930-55	561	156	.782
Dean Smith, North Carolina	1962-87	611	175	.777
Frank Keane, Rhode Island	1922-47	371	110	.771
Phog Allen, Baker, Kansas, Haskell, Central Mo. St. & Kansas	1906-09, 13-34	399	121	.767
Ed Diddle, Western Ky.	1923-48	463	159	.744
Jim Boeheim, Syracuse	1977-2002	623	221	.738
John Chaney, Cheyney & Temple	1973-98	581	208	.736
Nat Holman, CCNY	1920-45	295	106	.736

27 SEASONS

Coach, Team	Seasons	W	L	Pct.
Adolph Rupp, Kentucky	1931-52, 54-58	586	103	.851
Jerry Tarkanian, Long Beach St., UNLV & Fresno St.	1969-92, 96-98	688	158	.813
John Wooden, Indiana St. & UCLA	1947-73	610	155	.797
Henry Iba, Northwest Mo. St., Colorado & Oklahoma St.	1930-56	579	165	.778
Dean Smith, North Carolina	1962-88	638	182	.778
Frank Keane, Rhode Island	1922-48	387	117	.768
Phog Allen, Baker, Kansas, Haskell, Central Mo. St. & Kansas	1906-09, 13-35	414	126	.767
Ed Diddle, Western Ky.	1923-49	488	163	.750
Jim Boeheim, Syracuse	1977-2003	653	226	.743
Nat Holman, CCNY	1920-46	309	110	.737
Bob Knight, Army & Indiana	1966-92	588	210	.737

28 SEASONS

Coach, Team	Seasons	W	L	Pct.
Adolph Rupp, Kentucky	1931-52, 54-59	610	106	.852
Jerry Tarkanian, Long Beach St., UNLV & Fresno St.	1969-92, 96-99	689	170	.802
John Wooden, Indiana St. & UCLA	1947-74	636	159	.800
Dean Smith, North Carolina	1962-89	667	190	.778
Henry Iba, Northwest Mo. St., Colorado & Oklahoma St.	1930-57	596	174	.774
Phog Allen, Baker, Kansas, Haskell, Central Mo. St. & Kansas	1906-09, 13-36	435	128	.773
Ed Diddle, Western Ky.	1923-50	513	169	.752
Bob Knight, Army & Indiana	1966-93	619	214	.743
Jim Boeheim, Syracuse	1977-2004	676	234	.743
Mike Krzyzewski, Army & Duke	1976-2003	663	234	.739

29 SEASONS

Coach, Team	Seasons	W	L	Pct.
Adolph Rupp, Kentucky	1931-52, 54-60	628	113	.848
John Wooden, Indiana St. & UCLA	1947-75	664	162	.804
Jerry Tarkanian, Long Beach St., UNLV & Fresno St.	1969-92, 96-2000	701	179	.797
Phog Allen, Baker, Kansas, Haskell, Central Mo. St. & Kansas	1906-09, 13-37	450	132	.773
Henry Iba, Northwest Mo. St., Colorado & Oklahoma St.	1930-58	617	182	.772
Dean Smith, North Carolina	1962-90	688	203	.772
Ed Diddle, Western Ky.	1923-51	532	179	.748
Jim Boeheim, Syracuse	1977-2005	703	241	.745
Mike Krzyzewski, Army & Duke	1976-2004	694	240	.743
Nat Holman, CCNY	1920-48	344	119	.743

30 SEASONS

Coach, Team	Seasons	W	L	Pct.
Adolph Rupp, Kentucky.....	1931-52, 54-61	647	122	.841
Jerry Tarkanian, Long Beach St., UNLV & Fresno St.	1969-92, 96-2001	710	186	.792
Phog Allen, Baker, Kansas, Haskell, Central Mo. St. & Kansas.....	1906-09, 13-38	468	134	.777
Dean Smith, North Carolina	1962-91	717	209	.774
Henry Iba, Northwest Mo. St., Colorado & Oklahoma St.	1930-59	628	196	.762
Ed Diddle, Western Ky.	1923-52	558	184	.752
Mike Krzyzewski, Army & Duke	1976-2005	721	246	.746
Lute Olson, Long Beach St., Iowa & Arizona	1974-2003	690	240	.742
Nat Holman, CCNY	1920-49	361	127	.740
Bob Knight, Army & Indiana	1966-95	659	235	.737

31 SEASONS

Coach, Team	Seasons	W	L	Pct.
Adolph Rupp, Kentucky.....	1931-52, 54-62	670	125	.843
Jerry Tarkanian, Long Beach St., UNLV & Fresno St.	1969-92, 96-2000	729	201	.784
Phog Allen, Baker, Kansas, Haskell, Central Mo. St. & Kansas.....	1906-09, 13-39	481	141	.773
Dean Smith, North Carolina	1962-92	740	219	.772
Ed Diddle, Western Ky.	1923-53	583	190	.754
Henry Iba, Northwest Mo. St., Colorado & Oklahoma St.	1930-60	638	211	.751
Nat Holman, CCNY	1920-50	385	132	.745
Lute Olson, Long Beach St., Iowa & Arizona	1974-2004	710	249	.740
Bob Knight, Army & Indiana	1966-96	678	247	.733
John Chaney, Cheyney & Temple	1973-2003	693	269	.720

32 SEASONS

Coach, Team	Seasons	W	L	Pct.
Adolph Rupp, Kentucky.....	1931-52, 54-63	686	134	.837
Dean Smith, North Carolina	1962-93	774	223	.776
Phog Allen, Baker, Kansas, Haskell, Central Mo. St. & Kansas.....	1906-09, 13-40	500	147	.773
Ed Diddle, Western Ky.	1923-54	612	193	.760
Henry Iba, Northwest Mo. St., Colorado & Oklahoma St.	1930-61	652	222	.746
Lute Olson, Long Beach St., Iowa & Arizona	1974-2005	740	256	.743
Nat Holman, CCNY	1920-51	397	139	.741
Bob Knight, Army & Indiana	1966-97	700	258	.731
Eddie Sutton, Creighton, Arkansas, Kentucky & Oklahoma St.	1970-89, 91-2002	702	278	.716
John Chaney, Cheyney & Temple	1973-2004	708	283	.714

33 SEASONS

Coach, Team	Seasons	W	L	Pct.
Adolph Rupp, Kentucky.....	1931-52, 54-64	707	140	.835
Dean Smith, North Carolina	1962-94	802	230	.777
Phog Allen, Baker, Kansas, Haskell, Central Mo. St. & Kansas.....	1906-09, 13-41	512	153	.770
Ed Diddle, Western Ky.	1923-55	630	203	.756
Henry Iba, Northwest Mo. St., Colorado & Oklahoma St.	1930-62	666	233	.741
Nat Holman, CCNY	1920-52	405	150	.730
Bob Knight, Army & Indiana	1966-98	720	270	.727
Eddie Sutton, Creighton, Arkansas, Kentucky & Oklahoma St.	1970-89, 91-2003	724	288	.715
John Chaney, Cheyney & Temple	1973-2005	724	297	.709
Jim Calhoun, Northeastern & Connecticut.....	1973-2005	703	310	.694

34 SEASONS

Coach, Team	Seasons	W	L	Pct.
Adolph Rupp, Kentucky.....	1931-52, 54-65	722	150	.828
Dean Smith, North Carolina	1962-95	830	236	.779
Phog Allen, Baker, Kansas, Haskell, Central Mo. St. & Kansas.....	1906-09, 13-42	529	158	.770
Ed Diddle, Western Ky.	1923-56	646	215	.750
Henry Iba, Northwest Mo. St., Colorado & Oklahoma St.	1930-63	682	242	.738
Bob Knight, Army & Indiana	1966-99	743	281	.726
Eddie Sutton, Creighton, Arkansas, Kentucky & Oklahoma St.	1970-89, 91-2004	755	292	.721
Nat Holman, CCNY	1920-52, 55	413	160	.721
Don Haskins, UTEP	1962-95	665	298	.691
Lefty Driesell, Davidson, Maryland & James Madison	1961-86, 89-96	667	322	.674
Norm Stewart, UNI & Missouri.....	1962-95	660	319	.674

35 SEASONS

Coach, Team	Seasons	W	L	Pct.
Adolph Rupp, Kentucky.....	1931-52, 54-66	749	152	.831
Dean Smith, North Carolina	1962-96	851	247	.775
Phog Allen, Baker, Kansas, Haskell, Central Mo. St. & Kansas.....	1906-09, 13-43	551	164	.771
Ed Diddle, Western Ky.	1923-57	663	224	.747
Henry Iba, Northwest Mo. St., Colorado & Oklahoma St.	1930-64	697	252	.734
Bob Knight, Army & Indiana	1966-2000	764	289	.726
Eddie Sutton, Creighton, Arkansas, Kentucky & Oklahoma St.	1970-89, 91-2005	781	299	.723
Nat Holman, CCNY	1920-52, 55-56	417	174	.706
Don Haskins, UTEP	1962-96	678	313	.684
Lefty Driesell, Davidson, Maryland & James Madison	1961-86, 89-97	683	335	.671

36 SEASONS

Coach, Team	Seasons	W	L	Pct.
Adolph Rupp, Kentucky.....	1931-52, 54-67	762	165	.822
Dean Smith, North Carolina	1962-97	879	254	.776
Phog Allen, Baker, Kansas, Haskell, Central Mo. St. & Kansas.....	1906-09, 13-44	568	173	.767
Ed Diddle, Western Ky.	1923-58	677	235	.742
Henry Iba, Northwest Mo. St., Colorado & Oklahoma St.	1930-65	717	259	.735
Bob Knight, Army, Indiana & Texas Tech	1966-2000, 02	787	298	.725
Nat Holman, CCNY	1920-52, 55-56, 59	423	186	.695
Don Haskins, UTEP	1962-97	691	351	.679
Lou Henson, Hardin-Simmons, New Mexico St., Illinois & New Mexico St.	1963-96, 99-2000	708	351	.669
Lefty Driesell, Davidson, Maryland, James Madison & Georgia St.	1961-86, 89-98	699	347	.668

37 SEASONS

Coach, Team	Seasons	W	L	Pct.
Adolph Rupp, Kentucky.....	1931-52, 54-68	784	170	.822
Phog Allen, Baker, Kansas, Haskell, Central Mo. St. & Kansas.....	1906-09, 13-45	580	178	.765
Ed Diddle, Western Ky.	1923-59	693	245	.739
Bob Knight, Army, Indiana & Texas Tech	1966-2000, 02-03	809	311	.722
Henry Iba, Northwest Mo. St., Colorado & Oklahoma St.	1930-66	721	280	.720
Nat Holman, CCNY	1920-52, 55-56, 59-60	423	190	.690
Don Haskins, UTEP	1962-98	703	341	.673
Lefty Driesell, Davidson, Maryland, James Madison & Georgia St.	1961-86, 89-99	716	360	.665
Lou Henson, Hardin-Simmons, New Mexico St., Illinois & New Mexico St.	1963-96, 99-2001	722	365	.664
Norm Stewart, UNI & Missouri.....	1962-98	711	366	.660

38 SEASONS

Coach, Team	Seasons	W	L	Pct.
Adolph Rupp, Kentucky.....	1931-52, 54-69	807	175	.822
Phog Allen, Baker, Kansas, Haskell, Central Mo. St. & Kansas.....	1906-09, 13-46	599	180	.769
Ed Diddle, Western Ky.	1923-60	714	252	.739
Bob Knight, Army, Indiana & Texas Tech	1966-2000, 02-04	832	322	.721
Henry Iba, Northwest Mo. St., Colorado & Oklahoma St.	1930-67	728	298	.710
Don Haskins, UTEP	1962-99	719	353	.671
Lefty Driesell, Davidson, Maryland, James Madison & Georgia St.	1961-86, 89-2000	733	372	.663
Lou Henson, Hardin-Simmons, New Mexico St., Illinois & New Mexico St.	1963-96, 99-2002	742	377	.663
Norm Stewart, UNI & Missouri.....	1962-99	731	375	.661
Ray Meyer, DePaul.....	1943-80	623	335	.650

39 SEASONS

Coach, Team	Seasons	W	L	Pct.
Adolph Rupp, Kentucky.....	1931-52, 54-70	833	177	.825
Phog Allen, Baker, Kansas, Haskell, Central Mo. St. & Kansas.....	1906-09, 13-47	607	185	.766
Ed Diddle, Western Ky.	1923-61	732	260	.740
Bob Knight, Army, Indiana & Texas Tech	1966-2000, 02-05	854	333	.719
Henry Iba, Northwest Mo. St., Colorado & Oklahoma St.	1930-68	738	314	.702
Lefty Driesell, Davidson, Maryland, James Madison & Georgia St.	1961-86, 89-2001	762	377	.669
Ray Meyer, DePaul.....	1943-81	650	337	.659

COACHING RECORDS

Coach, Team	Seasons	W	L	Pct.
Lou Henson, Hardin-Simmons, New Mexico St., Illinois & New Mexico St.	1963-96, 99-2003	762	386	.664
Tony Hinkle, Butler	1927-42, 46-68	531	367	.591
Marv Harshman, Pacific Lutheran, Washington St. & Washington	1946-84	632	439	.590

40 SEASONS

Coach, Team	Seasons	W	L	Pct.
Adolph Rupp, Kentucky	1931-52, 54-71	855	183	.824
Phog Allen, Baker, Kansas, Haskell, Central Mo. St. & Kansas	1906-09, 13-48	616	200	.755
Ed Diddle, Western Ky.	1923-62	749	270	.735
Henry Iba, Northwest Mo. St., Colorado & Oklahoma St.	1930-69	750	327	.696
Lefty Driesell, Davidson, Maryland, James Madison & Georgia St.	1961-86, 89-2002	782	388	.668
Ray Meyer, DePaul	1943-82	676	339	.666
Lou Henson, Hardin-Simmons, New Mexico St., Illinois & New Mexico St.	1963-96, 99-2004	775	400	.660
Marv Harshman, Pacific Lutheran, Washington St. & Washington	1946-85	654	449	.593
Tony Hinkle, Butler	1927-42, 46-69	542	382	.587

41 SEASONS

Coach, Team	Seasons	W	L	Pct.
Adolph Rupp, Kentucky	1931-52, 54-72	876	190	.822
Phog Allen, Baker, Kansas, Haskell, Central Mo. St. & Kansas	1906-09, 13-49	628	212	.748
Ed Diddle, Western Ky.	1923-63	754	286	.725
Henry Iba, Northwest Mo. St., Colorado & Oklahoma St.	1930-70	764	339	.693
Ray Meyer, DePaul	1943-83	697	351	.665
Lefty Driesell, Davidson, Maryland, James Madison & Georgia St.	1961-86, 89-2003	800	409	.662
Lou Henson, Hardin-Simmons, New Mexico St., Illinois & New Mexico St.	1963-96, 99-2005	779	412	.654
Tony Hinkle, Butler	1927-42, 46-70	557	393	.586

42 SEASONS

Coach, Team	Seasons	W	L	Pct.
Phog Allen, Baker, Kansas, Haskell, Central Mo. St. & Kansas	1906-09, 13-50	642	223	.742
Ed Diddle, Western Ky.	1923-64	759	302	.715
Ray Meyer, DePaul	1943-84	724	354	.672

Top 10 Best Career Starts By Wins

(Head coaches with at least half their seasons at Division I)

1 SEASON

Coach, Team	Season	W	L	Pct.
Bill Guthridge, North Carolina	1998	34	4	.895
Bill Hodges, Indiana St.	1979	33	1	.970
Jamie Dixon, Pittsburgh	2004	31	5	.861
Stan Heath, Kent St.	2002	30	6	.833
John Warren, Oregon	1945	30	13	.698
Mick Cronin, Murray St.	2004	28	6	.824
Phil Johnson, Weber St.	1969	27	3	.900
Blaine Taylor, Montana	1992	27	4	.871
Tevester Anderson, Murray St.	1999	27	6	.818
John Phillips, Tulsa	2002	27	7	.794
Chris Lowery, Southern Ill.	2005	27	8	.771
Doc Sadler, UTEP	2005	27	8	.771

2 SEASONS

Coach, Team	Seasons	W	L	Pct.
Bill Guthridge, North Carolina	1998-99	58	14	.806
Everett Case, North Carolina St.	1947-48	55	8	.873
Todd Lickliter, Butler	2002-03	53	12	.815
Ben Carnevale, North Carolina	1945-46	52	11	.825
Mark Few, Gonzaga	2000-01	52	16	.765
Don Monson, Gonzaga	1998-99	52	17	.754
Bill Carmody, Princeton	1997-98	51	6	.895
Jamie Dixon, Pittsburgh	2004-05	51	14	.785
Gary Cunningham, UCLA	1978-79	50	8	.862
Kermie Davis Jr., Idaho	1989-90	50	12	.806
Nolan Richardson, Tulsa	1981-82	50	13	.794
Thad Matta, Butler & Xavier	2001-02	50	14	.781
Tevester Anderson, Murray St.	1999-2000	50	15	.769
John Phillips, Tulsa	2002-03	50	17	.746
Stan Watts, Brigham Young	1950-51	50	21	.704

3 SEASONS

Coach, Team	Seasons	W	L	Pct.
Mark Few, Gonzaga	2000-02	81	20	.802
Everett Case, North Carolina St.	1947-49	80	16	.833
Bill Guthridge, North Carolina	1998-2000	80	28	.741
Thad Matta, Butler & Xavier	2001-03	76	20	.792
Roy Williams, Kansas	1989-91	76	25	.752
Jim Boeheim, Syracuse	1977-79	74	14	.841
Bill Carmody, Princeton	1997-99	73	14	.839
Jerry Tarkanian, Long Beach St.	1969-71	71	13	.845
Dick Hunsaker, Ball St.	1990-92	71	26	.732
Denny Crum, Louisville	1972-74	70	19	.787
Don Donoher, Dayton	1965-67	70	19	.787
Pat Foster, Lamar	1981-83	70	20	.777
Pete Gillen, Xavier	1986-88	70	22	.761
Tim Welsh, Iona	1996-98	70	22	.761
Randy Ayers, Ohio St.	1990-92	70	23	.753
Steve Lavin, UCLA	1997-99	70	26	.729
Speedy Morris, La Salle	1987-89	70	29	.707

4 SEASONS

Coach, Team	Seasons	W	L	Pct.
Everett Case, North Carolina St.	1947-50	107	22	.829
Mark Few, Gonzaga	2000-03	105	29	.784
Bruce Stewart, West Va. Wesleyan & Middle Tenn.	1983-86	104	34	.754
Roy Williams, Kansas	1989-92	103	30	.774
Thad Matta, Butler & Xavier	2001-04	102	31	.767
Jim Boeheim, Syracuse	1977-80	100	18	.847
Speedy Morris, La Salle	1987-90	100	31	.763
Paul Westphal, Grand Canyon & Pepperdine	1987-88, 2002-03	100	40	.714
Denny Crum, Louisville	1972-75	98	22	.817
Dick Hunsaker, Ball St.	1990-93	97	34	.740

5 SEASONS

Coach, Team	Seasons	W	L	Pct.
Everett Case, North Carolina St.	1947-51	137	29	.825
Mark Few, Gonzaga	2000-04	133	32	.806
Roy Williams, Kansas	1989-93	132	37	.781
Bruce Stewart, West Va. Wesleyan & Middle Tenn.	1983-87	126	41	.754
Forddy Anderson, Drake & Bradley	1947-51	123	42	.745
Jerry Tarkanian, Long Beach St. & UNLV	1969-73	122	20	.859
Jim Boeheim, Syracuse	1977-81	122	30	.803
Thad Matta, Butler, Xavier & Ohio St.	2001-05	122	43	.739
Fred Schaus, West Virginia	1955-59	120	32	.789
Larry Brown, UCLA & Kansas	1980-81, 84-86	120	38	.759
Tom Izzo, Michigan St.	1996-2000	120	48	.714

6 SEASONS

Coach, Team	Seasons	W	L	Pct.
Everett Case, North Carolina St.	1947-52	161	39	.805
Roy Williams, Kansas	1989-94	159	45	.779
Mark Few, Gonzaga	2000-05	159	37	.811
Bruce Stewart, West Va. Wesleyan & Middle Tenn.	1983-88	149	52	.741
Tom Izzo, Michigan St.	1996-2001	148	53	.736
Fred Schaus, West Virginia	1955-60	146	37	.798
Larry Brown, UCLA & Kansas	1980-81, 84-87	145	49	.747
Jerry Tarkanian, Long Beach St. & UNLV	1969-74	142	26	.845
Pete Gillen, Xavier	1986-91	141	49	.742
Forddy Anderson, Drake & Bradley	1947-52	140	54	.722

7 SEASONS

Coach, Team	Seasons	W	L	Pct.
Everett Case, North Carolina St.	1947-53	187	45	.806
Roy Williams, Kansas	1989-95	184	51	.783
Larry Brown, UCLA & Kansas	1980-81, 84-88	172	60	.741
Bruce Stewart, West Va. Wesleyan & Middle Tenn.	1983-89	172	60	.741
Tom Izzo, Michigan St.	1996-2002	167	65	.720
Bruce Weber, Southern Ill. & Illinois	1999-2005	166	63	.725
Denny Crum, Louisville	1972-78	162	44	.786
Howard Hobson, Southern Ore. & Oregon	1933-39	162	48	.771
Fred Schaus, West Virginia & Purdue	1955-60, 73	161	46	.778
Jerry Tarkanian, Long Beach St. & UNLV	1969-75	160	28	.851

8 SEASONS

Coach, Team	Seasons	W	L	Pct.
Everett Case, North Carolina St.	1947-54	213	52	.804
Roy Williams, Kansas	1989-96	213	56	.792

Coach, Team	Seasons	W	L	Pct.
Jerry Tarkanian, Long Beach St. & UNLV.....	1969-76	189	30	.863
John Calipari, Massachusetts.....	1989-96	189	70	.730
Tom Izzo, Michigan St.....	1996-2003	189	78	.708
Tubby Smith, Tulsa, Georgia & Kentucky.....	1992-99	187	75	.714
Denny Crum, Louisville.....	1972-79	186	52	.782
Bruce Stewart, West Va. Wesleyan & Middle Tenn.....	1983-90	184	75	.710
Fred Schaus, West Virginia & Purdue.....	1955-60, 73-74	182	55	.768
Jim Boeheim, Syracuse.....	1977-84	182	62	.745

9 SEASONS

Coach, Team	Seasons	W	L	Pct.
Roy Williams, Kansas.....	1989-97	247	58	.810
Everett Case, North Carolina St.....	1947-55	241	56	.811
Denny Crum, Louisville.....	1972-80	219	55	.799
Jerry Tarkanian, Long Beach St. & UNLV.....	1969-77	218	33	.869
John Calipari, Massachusetts & Memphis.....	1989-96, 2001	210	85	.712
Tubby Smith, Tulsa, Georgia & Kentucky.....	1992-2000	210	85	.712
Tom Izzo, Michigan St.....	1996-2004	207	90	.697
Jim Boeheim, Syracuse.....	1977-85	204	71	.742
Fred Schaus, West Virginia & Purdue.....	1955-60, 73-75	199	66	.751
Howard Hobson, Southern Ore. & Oregon.....	1933-41	199	78	.718

10 SEASONS

Coach, Team	Seasons	W	L	Pct.
Roy Williams, Kansas.....	1989-98	282	62	.820
Everett Case, North Carolina St.....	1947-56	265	60	.815
Denny Crum, Louisville.....	1972-81	240	64	.789
Jerry Tarkanian, Long Beach St. & UNLV.....	1969-78	238	41	.853
John Calipari, Massachusetts & Memphis.....	1989-96, 2001-02	237	94	.716
Tubby Smith, Tulsa, Georgia & Kentucky.....	1992-2001	234	95	.711
Tom Izzo, Michigan St.....	1996-2005	233	97	.706
Jim Boeheim, Syracuse.....	1977-86	230	77	.749
Nolan Richardson, Tulsa & Arkansas.....	1981-90	226	88	.720
Pete Gillen, Xavier & Providence.....	1986-95	219	88	.713

11 SEASONS

Coach, Team	Seasons	W	L	Pct.
Roy Williams, Kansas.....	1989-99	305	72	.809
Everett Case, North Carolina St.....	1947-57	280	71	.798
Denny Crum, Louisville.....	1972-82	263	74	.780
Jim Boeheim, Syracuse.....	1977-87	261	84	.757
Nolan Richardson, Tulsa & Arkansas.....	1981-91	260	92	.739
John Calipari, Massachusetts & Memphis.....	1989-96, 2001-03	260	101	.720
Jerry Tarkanian, Long Beach St. & UNLV.....	1969-79	259	49	.841
Tubby Smith, Tulsa, Georgia & Kentucky.....	1992-2002	256	105	.709
Tom Blackburn, Dayton.....	1948-58	242	87	.736
Boyd Grant, Fresno St. & Colorado St.....	1978-86, 88-89	239	97	.711
Wimp Sanderson, Alabama.....	1981-91	239	109	.687

12 SEASONS

Coach, Team	Seasons	W	L	Pct.
Roy Williams, Kansas.....	1989-2000	329	82	.800
Everett Case, North Carolina St.....	1947-58	298	77	.795
Denny Crum, Louisville.....	1972-83	295	78	.791
Tubby Smith, Tulsa, Georgia & Kentucky.....	1992-2003	288	109	.725
Jim Boeheim, Syracuse.....	1977-88	287	93	.755
Nolan Richardson, Tulsa & Arkansas.....	1981-92	286	100	.741
Jerry Tarkanian, Long Beach St. & UNLV.....	1969-80	282	58	.829
John Calipari, Massachusetts & Memphis.....	1989-96, 2001-04	282	109	.721
Wimp Sanderson, Alabama.....	1981-92	265	118	.692
John Thompson, Georgetown.....	1973-84	262	104	.716
Bob Huggins, Walsh, Akron & Cincinnati.....	1981-93	262	108	.708

13 SEASONS

Coach, Team	Seasons	W	L	Pct.
Roy Williams, Kansas.....	1989-2001	355	89	.800
Everett Case, North Carolina St.....	1947-59	320	81	.798
Denny Crum, Louisville.....	1972-84	319	89	.782
Jim Boeheim, Syracuse.....	1977-89	317	101	.758
Tubby Smith, Tulsa, Georgia & Kentucky.....	1992-2004	315	114	.734
Nolan Richardson, Tulsa & Arkansas.....	1981-93	308	109	.739
John Calipari, Massachusetts & Memphis.....	1989-96, 2001-05	304	125	.709
Jerry Tarkanian, Long Beach St. & UNLV.....	1969-81	298	70	.810
John Thompson, Georgetown.....	1973-85	297	107	.735
Bob Huggins, Walsh, Akron & Cincinnati.....	1981-94	284	118	.706

14 SEASONS

Coach, Team	Seasons	W	L	Pct.
Roy Williams, Kansas.....	1989-2002	388	93	.807
Jim Boeheim, Syracuse.....	1977-90	343	108	.761
Tubby Smith, Tulsa, Georgia & Kentucky.....	1992-2005	343	120	.741
Nolan Richardson, Tulsa & Arkansas.....	1981-94	339	112	.752
Denny Crum, Louisville.....	1972-85	338	107	.760
Everett Case, North Carolina St.....	1947-60	331	96	.775
John Thompson, Georgetown.....	1973-86	321	115	.736
Jerry Tarkanian, Long Beach St. & UNLV.....	1969-82	318	80	.799
Rick Pitino, Boston U., Providence & Kentucky.....	1979-83, 86-87, 90-96	317	119	.727
Rick Majerus, Marquette, Ball St. & Utah.....	1984-86, 88-98	309	111	.736

15 SEASONS

Coach, Team	Seasons	W	L	Pct.
Roy Williams, Kansas.....	1989-2003	418	101	.805
Nolan Richardson, Tulsa & Arkansas.....	1981-95	371	119	.757
Denny Crum, Louisville.....	1972-86	370	114	.764
Jim Boeheim, Syracuse.....	1977-91	369	114	.764
Rick Pitino, Boston U., Providence & Kentucky.....	1979-83, 86-87, 90-97	352	124	.739
John Thompson, Georgetown.....	1973-87	350	120	.745
Everett Case, North Carolina St.....	1947-61	347	105	.768
Jerry Tarkanian, Long Beach St. & UNLV.....	1969-83	346	83	.807
Rick Majerus, Marquette, Ball St. & Utah.....	1984-86, 88-99	337	116	.744
Billy Tubbs, Texas St., Lamar & Oklahoma.....	1972-73, 77-89	336	148	.694

16 SEASONS

Coach, Team	Seasons	W	L	Pct.
Roy Williams, Kansas & North Carolina.....	1989-2004	437	112	.796
Jim Boeheim, Syracuse.....	1977-92	391	124	.759
Nolan Richardson, Tulsa & Arkansas.....	1981-96	391	132	.748
Denny Crum, Louisville.....	1972-87	388	128	.752
Jerry Tarkanian, Long Beach St. & UNLV.....	1969-84	375	89	.808
Rick Pitino, Boston U., Providence, Kentucky & Louisville.....	1979-83, 86-87, 90-97, 2002	371	137	.730
John Thompson, Georgetown.....	1973-88	370	130	.740
Billy Tubbs, Texas St., Lamar & Oklahoma.....	1972-73, 77-90	363	153	.703
Bob Huggins, Walsh, Akron & Cincinnati.....	1981-97	361	142	.718
Rick Majerus, Marquette, Ball St. & Utah.....	1984-86, 88-2000	360	125	.742

17 SEASONS

Coach, Team	Seasons	W	L	Pct.
Roy Williams, Kansas & North Carolina.....	1989-2005	470	116	.802
Denny Crum, Louisville.....	1972-88	412	139	.748
Jim Boeheim, Syracuse.....	1977-93	411	133	.756
Nolan Richardson, Tulsa & Arkansas.....	1981-97	409	146	.737
Jerry Tarkanian, Long Beach St. & UNLV.....	1969-85	403	93	.813
John Thompson, Georgetown.....	1973-89	399	135	.747
Rick Pitino, Boston U., Providence, Kentucky & Louisville.....	1979-83, 86-87, 90-97, 2002-03	396	144	.733
Bob Huggins, Walsh, Akron & Cincinnati.....	1981-98	388	148	.724
Billy Tubbs, Texas St., Lamar & Oklahoma.....	1972-73, 77-91	383	168	.695
Eddie Sutton, Creighton, Arkansas & Kentucky.....	1970-86	374	129	.744

18 SEASONS

Coach, Team	Seasons	W	L	Pct.
Jerry Tarkanian, Long Beach St. & UNLV.....	1969-86	436	98	.816
Denny Crum, Louisville.....	1972-89	436	148	.747
Jim Boeheim, Syracuse.....	1977-94	434	140	.756
Nolan Richardson, Tulsa & Arkansas.....	1981-98	433	155	.736
John Thompson, Georgetown.....	1973-90	423	142	.749
Rick Pitino, Boston U., Providence, Kentucky & Louisville.....	1979-83, 86-87, 90-97, 2002-04	416	154	.730
Bob Huggins, Walsh, Akron & Cincinnati.....	1981-99	415	154	.729
Billy Tubbs, Texas St., Lamar & Oklahoma.....	1972-73, 77-92	404	177	.695
Lou Carnesecca, St. John's (N.Y.).....	1966-70, 74-86	402	136	.747
Mike Krzyzewski, Army & Duke.....	1976-93	394	177	.690

19 SEASONS

Coach, Team	Seasons	W	L	Pct.
Jerry Tarkanian, Long Beach St. & UNLV.....	1969-87	473	100	.825
Denny Crum, Louisville.....	1972-90	463	156	.748
Nolan Richardson, Tulsa & Arkansas.....	1981-99	456	166	.733
Jim Boeheim, Syracuse.....	1977-95	454	150	.752
Rick Pitino, Boston U., Providence, Kentucky & Louisville.....	1979-83, 86-87, 90-97, 2002-05	449	159	.738

Coach, Team	Seasons	W	L	Pct.
Bob Huggins, Walsh, Akron & Cincinnati.....	1981-2000	444	158	.738
John Thompson, Georgetown	1973-91	442	155	.740
Billy Tubbs, Texas St., Lamar & Oklahoma	1972-73, 77-93	424	189	.692
Lou Carnesecca, St. John's (N.Y.)	1966-70, 74-87	423	145	.745
Mike Krzyzewski, Army & Duke	1976-94	422	183	.698

20 SEASONS

Coach, Team	Seasons	W	L	Pct.
Jerry Tarkanian, Long Beach St. & UNLV	1969-88	501	106	.825
Jim Boeheim, Syracuse	1977-96	483	159	.752
Denny Crum, Louisville	1972-91	477	172	.735
Nolan Richardson, Tulsa & Arkansas	1981-2000	475	181	.724
Bob Huggins, Walsh, Akron & Cincinnati.....	1981-2001	469	168	.736
John Thompson, Georgetown	1973-92	464	165	.738
John Chaney, Cheyney & Temple	1973-92	458	143	.762
Lou Carnesecca, St. John's (N.Y.)	1966-70, 74-88	440	157	.737
Billy Tubbs, Texas St., Lamar & Oklahoma	1972-73, 77-94	439	202	.685
Henry Iba, Northwest Mo. St., Colorado & Oklahoma St.	1930-49	436	108	.801
Dean Smith, North Carolina	1962-81	436	143	.753

21 SEASONS

Coach, Team	Seasons	W	L	Pct.
Jerry Tarkanian, Long Beach St. & UNLV	1969-89	530	114	.823
Jim Boeheim, Syracuse	1977-97	502	172	.745
Bob Huggins, Walsh, Akron & Cincinnati.....	1981-2002	500	172	.744
Denny Crum, Louisville	1972-92	496	183	.730
Nolan Richardson, Tulsa & Arkansas	1981-2001	495	192	.721
John Thompson, Georgetown	1973-93	484	178	.731
John Chaney, Cheyney & Temple	1973-93	478	156	.754
Dean Smith, North Carolina	1962-82	468	145	.763
Lou Carnesecca, St. John's (N.Y.)	1966-70, 74-89	460	170	.730
Lute Olson, Long Beach St., Iowa & Arizona	1974-94	458	179	.719

22 SEASONS

Coach, Team	Seasons	W	L	Pct.
Jerry Tarkanian, Long Beach St. & UNLV	1969-90	565	119	.826
Jim Boeheim, Syracuse	1977-98	528	181	.745
Denny Crum, Louisville	1972-93	518	192	.730
Bob Huggins, Walsh, Akron & Cincinnati.....	1981-2003	517	184	.738
John Thompson, Georgetown	1973-94	503	190	.726
John Chaney, Cheyney & Temple	1973-94	501	164	.753
Dean Smith, North Carolina	1962-83	496	153	.764
Lou Carnesecca, St. John's (N.Y.)	1966-70, 74-90	484	180	.729
Henry Iba, Northwest Mo. St., Colorado & Oklahoma St.	1930-51	483	123	.797
Eddie Sutton, Creighton, Arkansas, Kentucky & Oklahoma St.	1970-89, 91-92	482	180	.728
Lute Olson, Long Beach St., Iowa & Arizona	1974-95	482	186	.722

23 SEASONS

Coach, Team	Seasons	W	L	Pct.
Jerry Tarkanian, Long Beach St. & UNLV	1969-91	599	120	.833
Jim Boeheim, Syracuse	1977-99	549	193	.740
Denny Crum, Louisville	1972-94	546	198	.734
Bob Huggins, Walsh, Akron & Cincinnati.....	1981-2004	542	191	.739
Dean Smith, North Carolina	1962-84	524	156	.771
John Thompson, Georgetown	1973-95	524	200	.724
John Chaney, Cheyney & Temple	1973-95	520	175	.748
Lute Olson, Long Beach St., Iowa & Arizona	1974-96	509	192	.726
Lou Carnesecca, St. John's (N.Y.)	1966-70, 74-91	507	189	.728
Mike Krzyzewski, Army & Duke	1976-98	505	212	.704

24 SEASONS

Coach, Team	Seasons	W	L	Pct.
Jerry Tarkanian, Long Beach St. & UNLV	1969-92	625	122	.837
Jim Boeheim, Syracuse	1977-2000	575	199	.743
Bob Huggins, Walsh, Akron & Cincinnati.....	1981-2005	567	199	.740
Denny Crum, Louisville	1972-95	565	212	.727
John Thompson, Georgetown	1973-96	553	208	.727
Dean Smith, North Carolina	1962-85	551	165	.770
Mike Krzyzewski, Army & Duke	1976-99	542	214	.717
John Chaney, Cheyney & Temple	1973-96	540	188	.742
Lute Olson, Long Beach St., Iowa & Arizona	1974-97	534	201	.718
Eddie Sutton, Creighton, Arkansas, Kentucky & Oklahoma St.	1970-89, 91-94	526	199	.726
Lou Carnesecca, St. John's (N.Y.)	1966-70, 74-92	526	200	.725

25 SEASONS

Coach, Team	Seasons	W	L	Pct.
Jerry Tarkanian, Long Beach St., UNLV & Fresno St.	1969-92, 96	647	133	.829
Jim Boeheim, Syracuse	1977-2001	600	208	.743
Denny Crum, Louisville	1972-96	587	224	.724
Dean Smith, North Carolina	1962-86	579	171	.772
John Thompson, Georgetown	1973-97	573	218	.724
Mike Krzyzewski, Army & Duke	1976-2000	571	219	.723
Lute Olson, Long Beach St., Iowa & Arizona	1974-98	564	206	.732
John Chaney, Cheyney & Temple	1973-97	560	199	.738
Eddie Sutton, Creighton, Arkansas, Kentucky & Oklahoma St.	1970-89, 91-95	553	209	.726
John Wooden, Indiana St. & UCLA	1947-71	550	155	.780

26 SEASONS

Coach, Team	Seasons	W	L	Pct.
Jerry Tarkanian, Long Beach St., UNLV & Fresno St.	1969-92, 96-97	667	145	.821
Jim Boeheim, Syracuse	1977-2002	623	221	.738
Denny Crum, Louisville	1972-97	613	233	.725
Dean Smith, North Carolina	1962-87	611	175	.777
Mike Krzyzewski, Army & Duke	1976-2001	606	223	.731
John Thompson, Georgetown	1973-98	589	233	.717
Lute Olson, Long Beach St., Iowa & Arizona	1974-99	586	213	.733
John Chaney, Cheyney & Temple	1973-98	581	208	.736
John Wooden, Indiana St. & UCLA	1947-72	580	155	.789
Eddie Sutton, Creighton, Arkansas, Kentucky & Oklahoma St.	1970-89, 91-96	570	219	.722

27 SEASONS

Coach, Team	Seasons	W	L	Pct.
Jerry Tarkanian, Long Beach St., UNLV & Fresno St.	1969-92, 96-98	688	158	.813
Jim Boeheim, Syracuse	1977-2003	653	226	.743
Dean Smith, North Carolina	1962-88	638	182	.778
Mike Krzyzewski, Army & Duke	1976-2002	637	227	.737
Denny Crum, Louisville	1972-98	625	253	.712
Lute Olson, Long Beach St., Iowa & Arizona	1974-2000	613	220	.736
John Wooden, Indiana St. & UCLA	1947-73	610	155	.797
John Chaney, Cheyney & Temple	1973-99	605	219	.734
John Thompson, Georgetown	1973-99	596	239	.714
Bob Knight, Army & Indiana	1966-92	588	210	.737

28 SEASONS

Coach, Team	Seasons	W	L	Pct.
Jerry Tarkanian, Long Beach St., UNLV & Fresno St.	1969-92, 96-99	689	170	.802
Jim Boeheim, Syracuse	1977-2004	676	234	.743
Dean Smith, North Carolina	1962-89	667	190	.778
Mike Krzyzewski, Army & Duke	1976-2003	663	234	.739
Denny Crum, Louisville	1972-99	644	264	.709
Lute Olson, Long Beach St., Iowa & Arizona	1974-2001	638	226	.738
John Wooden, Indiana St. & UCLA	1947-74	636	159	.800
John Chaney, Cheyney & Temple	1973-2000	632	225	.737
Bob Knight, Army & Indiana	1966-93	619	214	.743
Adolph Rupp, Kentucky	1931-52, 54-59	610	106	.852

29 SEASONS

Coach, Team	Seasons	W	L	Pct.
Jim Boeheim, Syracuse	1977-2005	703	241	.745
Jerry Tarkanian, Long Beach St., UNLV & Fresno St.	1969-92, 96-2000	701	179	.797
Mike Krzyzewski, Army & Duke	1976-2004	694	240	.743
Dean Smith, North Carolina	1962-90	688	203	.772
John Wooden, Indiana St. & UCLA	1947-75	664	162	.804
Denny Crum, Louisville	1972-2000	663	276	.706
Lute Olson, Long Beach St., Iowa & Arizona	1974-2002	662	236	.737
John Chaney, Cheyney & Temple	1973-2001	656	238	.734
Bob Knight, Army & Indiana	1966-94	640	223	.742
Eddie Sutton, Creighton, Arkansas, Kentucky & Oklahoma St.	1970-89, 91-99	632	252	.715

30 SEASONS

Coach, Team	Seasons	W	L	Pct.
Mike Krzyzewski, Army & Duke	1976-2005	721	246	.746
Dean Smith, North Carolina	1962-91	717	209	.774
Jerry Tarkanian, Long Beach St., UNLV & Fresno St.	1969-92, 96-2001	710	186	.792
Lute Olson, Long Beach St., Iowa & Arizona	1974-2003	690	240	.742
John Chaney, Cheyney & Temple	1973-2002	675	253	.727
Denny Crum, Louisville	1972-2001	675	295	.696
Bob Knight, Army & Indiana	1966-95	659	235	.737

Coach, Team	Seasons	W	L	Pct.
Eddie Sutton, Creighton, Arkansas, Kentucky & Oklahoma St.	1970-89, 91-2000	659	259	.718
Adolph Rupp, Kentucky	1931-52, 54-61	647	122	.841
Henry Iba, Northwest Mo. St., Colorado & Oklahoma St.	1930-59	628	196	.762

31 SEASONS

Coach, Team	Seasons	W	L	Pct.
Dean Smith, North Carolina	1962-92	740	219	.772
Jerry Tarkanian, Long Beach St., UNLV & Fresno St.	1969-92, 96-2002	729	201	.784
Lute Olson, Long Beach St., Iowa & Arizona	1974-2004	710	249	.740
John Chaney, Cheyney & Temple	1973-2003	693	269	.720
Bob Knight, Army & Indiana	1966-96	679	246	.734
Eddie Sutton, Creighton, Arkansas, Kentucky & Oklahoma St.	1970-89, 91-2001	679	269	.716
Adolph Rupp, Kentucky	1931-52, 54-62	670	125	.843
Jim Calhoun, Northeastern & Connecticut	1973-2003	647	296	.686
Henry Iba, Northwest Mo. St., Colorado & Oklahoma St.	1930-60	638	211	.751
Lefty Driesell, Davidson, Maryland & James Madison	1961-86, 89-93	621	279	.690

32 SEASONS

Coach, Team	Seasons	W	L	Pct.
Dean Smith, North Carolina	1962-93	774	223	.776
Lute Olson, Long Beach St., Iowa & Arizona	1974-2005	740	256	.743
John Chaney, Cheyney & Temple	1973-2004	708	283	.714
Eddie Sutton, Creighton, Arkansas, Kentucky & Oklahoma St.	1970-89, 91-2002	702	278	.716
Bob Knight, Army & Indiana	1966-97	701	257	.732
Adolph Rupp, Kentucky	1931-52, 54-63	686	134	.837
Jim Calhoun, Northeastern & Connecticut	1973-2004	680	302	.692
Henry Iba, Northwest Mo. St., Colorado & Oklahoma St.	1930-61	652	221	.746
Lefty Driesell, Davidson, Maryland & James Madison	1961-86, 89-94	641	289	.689
Don Haskins, UTEP	1962-93	627	276	.694

33 SEASONS

Coach, Team	Seasons	W	L	Pct.
Dean Smith, North Carolina	1962-94	802	230	.777
Eddie Sutton, Creighton, Arkansas, Kentucky & Oklahoma St.	1970-89, 91-2003	724	288	.715
John Chaney, Cheyney & Temple	1973-2005	724	297	.709
Bob Knight, Army & Indiana	1966-98	721	269	.728
Adolph Rupp, Kentucky	1931-52, 54-64	707	140	.835
Jim Calhoun, Northeastern & Connecticut	1973-2005	703	310	.694
Henry Iba, Northwest Mo. St., Colorado & Oklahoma St.	1930-62	666	233	.741
Lefty Driesell, Davidson, Maryland & James Madison	1961-86, 89-95	657	302	.685
Don Haskins, UTEP	1962-94	645	288	.691
Lou Henson, Hardin-Simmons, New Mexico St. & Illinois	1963-95	645	318	.670

34 SEASONS

Coach, Team	Seasons	W	L	Pct.
Dean Smith, North Carolina	1962-95	830	236	.779
Eddie Sutton, Creighton, Arkansas, Kentucky & Oklahoma St.	1970-89, 91-2004	755	292	.721
Bob Knight, Army & Indiana	1966-99	744	280	.727
Adolph Rupp, Kentucky	1931-52, 54-65	722	150	.828
Henry Iba, Northwest Mo. St., Colorado & Oklahoma St.	1930-63	682	242	.738
Lefty Driesell, Davidson, Maryland & James Madison	1961-86, 89-96	667	322	.674
Don Haskins, UTEP	1962-95	665	298	.691
Lou Henson, Hardin-Simmons, New Mexico St. & Illinois	1963-96	663	331	.667
Norm Stewart, UNI & Missouri	1962-95	660	319	.674
Ed Diddle, Western Ky.	1923-56	646	215	.750

35 SEASONS

Coach, Team	Seasons	W	L	Pct.
Dean Smith, North Carolina	1962-96	851	247	.775
Eddie Sutton, Creighton, Arkansas, Kentucky & Oklahoma St.	1970-89, 91-2005	781	299	.723
Bob Knight, Army & Indiana	1966-2000	764	289	.726
Adolph Rupp, Kentucky	1931-52, 54-66	749	152	.831
Henry Iba, Northwest Mo. St., Colorado & Oklahoma St.	1930-64	697	252	.734
Lou Henson, Hardin-Simmons, New Mexico St., Illinois & New Mexico St.	1963-96, 99	686	341	.668

Coach, Team	Seasons	W	L	Pct.
Lefty Driesell, Davidson, Maryland & James Madison	1961-86, 89-97	683	335	.671
Don Haskins, UTEP	1962-96	678	313	.684
Norm Stewart, UNI & Missouri	1962-96	678	334	.670
Ed Diddle, Western Ky.	1923-57	663	224	.747

36 SEASONS

Coach, Team	Seasons	W	L	Pct.
Dean Smith, North Carolina	1962-97	879	254	.776
Bob Knight, Army, Indiana & Texas Tech	1966-2000, 02	787	298	.725
Adolph Rupp, Kentucky	1931-52, 54-67	762	165	.822
Henry Iba, Northwest Mo. St., Colorado & Oklahoma St.	1930-65	717	259	.735
Lou Henson, Hardin-Simmons, New Mexico St., Illinois & New Mexico St.	1963-96, 99-2000	708	351	.669
Lefty Driesell, Davidson, Maryland, James Madison & Georgia St.	1961-86, 89-98	699	347	.668
Norm Stewart, UNI & Missouri	1962-97	694	351	.664
Don Haskins, UTEP	1962-97	691	327	.679
Ed Diddle, Western Ky.	1923-58	677	235	.742
Hugh Durham, Florida St., Georgia & Jacksonville	1967-95, 98-2004	617	416	.597

37 SEASONS

Coach, Team	Seasons	W	L	Pct.
Bob Knight, Army, Indiana & Texas Tech	1966-2000, 02-03	809	311	.722
Adolph Rupp, Kentucky	1931-52, 54-68	784	170	.822
Lou Henson, Hardin-Simmons, New Mexico St., Illinois & New Mexico St.	1963-96, 99-2001	722	365	.664
Henry Iba, Northwest Mo. St., Colorado & Oklahoma St.	1930-66	721	280	.720
Lefty Driesell, Davidson, Maryland, James Madison & Georgia St.	1961-86, 89-99	716	360	.665
Norm Stewart, UNI & Missouri	1962-98	711	366	.660
Don Haskins, UTEP	1962-98	703	341	.673
Ed Diddle, Western Ky.	1923-59	693	245	.739
Ralph Miller, Wichita St., Iowa & Oregon St.	1952-88	635	374	.629
Hugh Durham, Florida St., Georgia & Jacksonville	1967-95, 98-2005	633	429	.596

38 SEASONS

Coach, Team	Seasons	W	L	Pct.
Bob Knight, Army, Indiana & Texas Tech	1966-2000, 02-04	832	322	.721
Adolph Rupp, Kentucky	1931-52, 54-69	807	175	.822
Lou Henson, Hardin-Simmons, New Mexico St., Illinois & New Mexico St.	1963-96, 99-2002	742	377	.663
Lefty Driesell, Davidson, Maryland, James Madison & Georgia St.	1961-86, 89-2000	733	372	.663
Norm Stewart, UNI & Missouri	1962-99	731	375	.661
Henry Iba, Northwest Mo. St., Colorado & Oklahoma St.	1930-67	728	298	.710
Don Haskins, UTEP	1962-99	719	353	.671
Ed Diddle, Western Ky.	1923-60	714	252	.739
Ralph Miller, Wichita St., Iowa & Oregon St.	1952-89	657	382	.632
Ray Meyer, DePaul	1943-80	623	335	.650

39 SEASONS

Coach, Team	Seasons	W	L	Pct.
Bob Knight, Army, Indiana & Texas Tech	1966-2000, 02-05	854	333	.719
Adolph Rupp, Kentucky	1931-52, 54-70	833	177	.825
Lefty Driesell, Davidson, Maryland, James Madison & Georgia St.	1961-86, 89-2001	762	377	.669
Lou Henson, Hardin-Simmons, New Mexico St., Illinois & New Mexico St.	1963-96, 99-2003	762	386	.664
Henry Iba, Northwest Mo. St., Colorado & Oklahoma St.	1930-68	738	314	.702
Ed Diddle, Western Ky.	1923-61	732	260	.740
Ray Meyer, DePaul	1943-81	650	337	.659
Phog Allen, Baker, Kansas, Haskell, Central Mo. St. & Kansas	1946-84	632	439	.590
Tony Hinkle, Butler	1906-09, 13-47	607	185	.766
	1927-42, 46-68	531	367	.591

40 SEASONS

Coach, Team	Seasons	W	L	Pct.
Adolph Rupp, Kentucky	1931-52, 54-71	855	183	.824
Lefty Driesell, Davidson, Maryland, James Madison & Georgia St.	1961-86, 89-2002	782	388	.668
Lou Henson, Hardin-Simmons, New Mexico St., Illinois & New Mexico St.	1963-96, 99-2004	775	400	.660

COACHING RECORDS

Coach, Team	Seasons	W	L	Pct.
Henry Iba, Northwest Mo. St., Colorado & Oklahoma St.	1930-69	750	327	.696
Ed Diddle, Western Ky.	1923-62	749	270	.735
Ray Meyer, DePaul.....	1943-82	676	339	.666
Marv Harshman, Pacific Lutheran, Washington St. & Washington	1946-85	654	449	.593
Phog Allen, Baker, Kansas, Haskell, Central Mo. St. & Kansas.....	1906-09, 13-40	616	200	.755
Tony Hinkle, Butler.....	1927-42, 46-69	542	382	.587

41 SEASONS

Coach, Team	Seasons	W	L	Pct.
Adolph Rupp, Kentucky.....	1931-52, 54-72	876	190	.822
Lefty Driesell, Davidson, Maryland, James Madison & Georgia St.	1961-86	800	409	.662
Lou Henson, Hardin-Simmons, New Mexico St., Illinois & New Mexico St.	1963-96, 99-2005	779	412	.654
Henry Iba, Northwest Mo. St., Colorado & Oklahoma St.	1930-70	764	339	.693
Ed Diddle, Western Ky.	1923-63	754	286	.725
Ray Meyer, DePaul.....	1943-83	697	351	.665
Phog Allen, Baker, Kansas, Haskell, Central Mo. St. & Kansas.....	1906-09, 13-49	628	212	.748
Tony Hinkle, Butler.....	1927-42, 46-70	557	393	.586

42 SEASONS

Coach, Team	Seasons	W	L	Pct.
Ed Diddle, Western Ky.	1923-64	759	302	.715
Ray Meyer, DePaul.....	1943-84	724	354	.672
Phog Allen, Baker, Kansas, Haskell, Central Mo. St. & Kansas.....	1906-09, 13-50	642	223	.742

Active Coaching Longevity Records

(Minimum five years as a Division I head coach)

MOST GAMES

No.	Coach, Team and Seasons
1,187	Bob Knight, Army 1966-71, Indiana 72-2000, Texas Tech 02-05
1,080	Eddie Sutton, Creighton 1970-74, Arkansas 75-85, Kentucky 86-89, Oklahoma St. 91-2005
1,021	John Chaney, Cheyney 1973-82, Temple 83-2005
1,013	Jim Calhoun, Northeastern 1973-86, Connecticut 87-2005
996	Lute Olson, Long Beach St. 1974, Iowa 75-83, Arizona 84-2005
967	Mike Krzyzewski, Army 1976-80, Duke 81-2005
950	Billy Tubbs, Southwestern (Tex.) 1972-73, Oklahoma 81-94, TCU 95-2002, Lamar 1977-80, 2005
944	Jim Boeheim, Syracuse 1977-2005
920	Tom Penders, Tufts 1972-74, Columbia 75-78, Fordham 79-86, Rhode Island 87-88, Texas 89-98, George Washington 99-2001, Houston 05
890	Tom Davis, Lafayette 1972-77, Boston College 78-82, Stanford 83-86, Iowa 87-99, Drake 2004-05
873	Homer Drew, Bethel (Ind.) 1977-87, Ind.-South Bend 88, Valparaiso 89-2002, 04-05
856	Ben Braun, Siena Heights 1978-85, Eastern Mich. 86-96, California 97-2005
847	Gary Williams, American 1979-82, Boston College 83-86, Ohio St. 87-89, Maryland 90-2005
786	Dave Bike, Sacred Heart 1979-2005
768	Dick Bennett, Wis.-Stevens Point 1977-85, Wis.-Green Bay 86-95, Wisconsin 96-2001, Washington St. 04-05
764	Danny Nee, Ohio 1981-86, Nebraska 87-2000, Robert Morris 01, Duquesne 02-05
756	Pat Kennedy, Iona 1981-86, Florida St. 87-97, DePaul 98-2002, Montana 03-04, Towson 05
746	Rick Byrd, Maryville (Tenn.) 1979-80, Lincoln Memorial 84-86, Belmont 87-2005
733	Larry Hunter, Wittenberg 1977-89, Ohio 90-2001, Western Caro. 06
724	Pat Douglass, Mont. St.-Billings 1982-87, Cal St. Bakersfield 88-97, UC Irvine 98-2005

MOST SEASONS

No.	Coach, Team and Seasons
39	Bob Knight, Army 1966-71, Indiana 72-2000, Texas Tech 02-05
35	Eddie Sutton, Creighton 1970-74, Arkansas 75-85, Kentucky 86-89, Oklahoma St. 91-2005
33	Jim Calhoun, Northeastern 1973-86, Connecticut 87-2005
33	John Chaney, Cheyney 1973-82, Temple 83-2005
32	Lute Olson, Long Beach St. 1974, Iowa 75-83, Arizona 84-2005
31	Tom Penders, Tufts 1972-74, Columbia 75-78, Fordham 79-86, Rhode Island 87-88, Texas 89-98, George Washington 99-2001, Houston 05
30	Tom Davis, Lafayette 1972-77, Boston College 78-82, Stanford 83-86, Iowa 87-99, Drake 2004-05

No. Coach, Team and Seasons

30	Mike Krzyzewski, Army 1976-80, Duke 81-2005
30	Billy Tubbs, Southwestern (Tex.) 1972-73, Lamar 77-80, Oklahoma 81-94, TCU 95-2002, Lamar 04-05
29	Jim Boeheim, Syracuse 1977-2005
28	Ben Braun, Siena Heights 1978-85, Eastern Mich. 86-96, California 97-2005
28	Homer Drew, Bethel (Ind.) 1977-87, Ind.-South Bend 88, Valparaiso 89-2002, 04-05
27	Dick Bennett, Wis.-Stevens Point 1977-85, Wis.-Green Bay 86-95, Wisconsin 96-2001, Washington St. 04-05
27	Dave Bike, Sacred Heart 1979-2005
27	Gary Williams, American 1979-82, Boston College 83-86, Ohio St. 87-89, Maryland 90-2005
25	Larry Hunter, Wittenberg 1977-89, Ohio 90-2001, Western Caro. 06
25	Pat Kennedy, Iona 1981-86, Florida St. 87-97, DePaul 98-2002, Montana 03-04, Towson 05
25	Danny Nee, Ohio 1981-86, Nebraska 87-2000, Robert Morris 01, Duquesne 02-05
24	Rick Byrd, Maryville (Tenn.) 1979-80, Lincoln Memorial 84-86, Belmont 87-2005
24	Pat Douglass, Mont. St.-Billings 1982-87, Cal St. Bakersfield 88-97, UC Irvine 98-2005

MOST SEASONS WITH CURRENT SCHOOL

No. Coach, Team and Seasons

29	Jim Boeheim, #Syracuse 1977-2005
27	Dave Bike, #Sacred Heart 1979-2005
25	Mike Krzyzewski, Duke 1981-2005
23	John Chaney, Temple 1983-2005
23	Don Maestri, #Troy 1983-2005
22	Tom Green, #Fairleigh Dickinson 1984-2005
22	Lute Olson, Arizona 1984-2005
21	Greg Kampe, #Oakland 1985-2005
19	Rick Byrd, Belmont 1987-2005
19	Jim Calhoun, Connecticut 1987-2005
19	Fang Mitchell, #Coppin St. 1987-2005
19	L. Vann Pettaway, #Alabama A&M 1987-2005
18	Riley Wallace, Hawaii 1988-2005
17	Bob Thomason, Pacific 1989-2005
16	Fran Dunphy, #Penn 1990-2005
16	Bob McKillip, #Davidson 1990-2005
16	Gary Williams, Maryland 1990-2005
15	Mick Durham, #Montana St. 1991-2005
15	Dave Loos, Austin Peay 1991-2005
14	Bill Evans, #Southern Utah 1992-2005
14	Frank Sullivan, Harvard 1992-2005

#has coached only at this school

MOST DIVISION I 20-WIN SEASONS

No. Coach, Team and Seasons

28	Bob Knight, Army 1968-70, Indiana 73-2000, Texas Tech 02-05
27	Jim Boeheim, Syracuse 1977-2005
27	Lute Olson, Long Beach St. 1974, Iowa 77-83, Arizona 85-2005
25	Eddie Sutton, Creighton 1974, Arkansas 77-85, Kentucky 86-88, Oklahoma St. 91-2005
21	Mike Krzyzewski, Army 1977, Duke 84-2005
20	Jim Calhoun, Northeastern 1981-86, Connecticut 88-2005
18	Billy Tubbs, Lamar 1979-80, Oklahoma 82-93, TCU 97-2001, Lamar
16	Tom Davis, Lafayette 1972-77, Boston College 79-82, Iowa 87-99, Drake
16	John Chaney, Temple 1984-2001
15	Gary Williams, American 1981-82, Boston College 83-85, Ohio St. 87-88, Maryland 97-2004
15	Roy Williams, Kansas 1990-2003, North Carolina 05
13	Rick Pitino, Boston U. 1980-83, Providence 87, Kentucky 91-97, Louisville 2003-05
12	Tubby Smith, Tulsa 1994-95, Georgia 96-97, Kentucky 98-2005
11	John Calipari, Massachusetts 1991-96, Memphis 2001-05
11	Danny Nee, Ohio 1983-86, Nebraska 87-1999, Duquesne
11	Kelvin Sampson, Washington St. 1992-94, Oklahoma 95-2005
11	Rick Barnes, George Mason 1988, Providence 93-94, Clemson 97, Texas 2002-05
10	Pat Kennedy, Iona 1982-85, Florida St. 89-97, DePaul 2000, Towson
10	Stew Morrill, Montana 1989-91, Colorado St. 97-98, Utah St. 2000-05
10	Tom Penders, Rhode Island 1987-88, Texas 89-96, George Washington 99, Houston
10	Skip Prosser, Xavier 1995-2001, Wake Forest 02-05

MOST CONSECUTIVE DIVISION I 20-WIN SEASONS

No. Coach, Team and Seasons

18	Lute Olson, Arizona 1988-2005
14	Jim Boeheim, Syracuse 1983-96
14	Roy Williams, Kansas 1990-2003
12	Tubby Smith, Tulsa 1994-95, Georgia 96-97, Kentucky 98-2005

No. Coach, Team and Seasons

- 12 Billy Tubbs, Oklahoma 1982-93
 11 Mike Krzyzewski, Duke 1984-94
 10 Eddie Sutton, Arkansas 1977-85, Kentucky 86
 9 Mike Krzyzewski, Duke 1997-2005
 9 Skip Prosser, Xavier 1997-2001, Wake Forest 02-05
 8 Jim Boeheim, Syracuse 1998-2005
 8 Jim Calhoun, Connecticut 1998-2005
 8 Kelvin Sampson, Oklahoma 1998-2005
 8 Eddie Sutton, Oklahoma St. 1998-2005
 8 Gary Williams, Maryland 1997-2004
 7 Dana Altman, Creighton 1999-2005
 7 Billy Donovan, Florida 1999-2005
 7 Rick Pitino, Kentucky 1991-97
 7 Bill Self, Tulsa 1999-2000, Illinois 01-03, Kansas 04-05
 6 Mike Brey, Delaware 1998-2000, Notre Dame 01-03
 6 John Calipari, Massachusetts 1991-96
 6 John Chaney, Temple 1996-2001
 6 Homer Drew, Valparaiso 1994-99
 6 Tom Penders, Rhode Island 87-88, Texas 89-92

CURRENT MOST CONSECUTIVE DIVISION I 20-WIN SEASONS**No. Coach, Team and Seasons**

- 18 Lute Olson, Arizona 1988-2005
 12 Tubby Smith, Tulsa 1994-95, Georgia 96-97, Kentucky 98-2005
 9 Mike Krzyzewski, Duke 1997-2005
 9 Skip Prosser, Xavier 1997-01, Wake Forest 02-05
 8 Jim Boeheim, Syracuse 1998-2005
 8 Jim Calhoun, Connecticut 1998-2005
 8 Kelvin Sampson, Oklahoma 1998-2005
 8 Eddie Sutton, Oklahoma St. 1998-2005
 7 Dana Altman, Creighton 1999-2005
 7 Billy Donovan, Florida 1999-2005
 7 Bill Self, Tulsa 1999-2000, Illinois 01-03, Kansas 04-05
 6 Rick Barnes, Texas 2000-05
 6 Mark Few, Gonzaga 2000-05
 6 Stew Morrill, Utah St. 2000-05
 6 John Calipari, Memphis 2001-05
 6 Thad Matta, Butler 2001, Xavier 02-04, Ohio St. 05

MOST DIVISION I 30-WIN SEASONS**No. Coach, Team and Seasons**

- 8 Mike Krzyzewski, Duke 1986-2004
 5 Jim Calhoun, Connecticut 1990-2004
 6 Roy Williams, Kansas 1990-2005
 4 Bob Knight, Indiana 1975-93
 4 Rick Pitino, Kentucky 1993-97, Louisville 2005
 3 Jim Boeheim, Syracuse 1987-2003
 3 Lute Olson, Arizona 1988-2005
 3 Eddie Sutton, Arkansas 1978, Kentucky 86, Oklahoma St. 2004
 3 Billy Tubbs, Oklahoma 1985-89
 2 John Calipari, Massachusetts 1992-96
 2 John Chaney, Temple 1987-88
 2 Tom Izzo, Michigan St. 1999-2000
 2 Tubby Smith, Kentucky 1998-2003

MOST TEAMS**No. Coach, Team and Seasons**

- 7 Tom Penders, Tufts 1972-74, Columbia 75-78, Fordham 79-86, Rhode Island 87-88, Texas 89-98, George Washington 99-2001, Houston 05
 5 John Beilein, Nazareth 1983, Le Moyne 84-92, Canisius 93-97, Richmond 98-2002, West Virginia 03-05
 5 Tom Davis, Lafayette 1972-77, Boston College 78-82, Stanford 83-86, Iowa 87-99, Drake 2004-05
 5 Mike Deane, Oswego St. 1981-82, Siena 87-94, Marquette 95-99, Lamar 2000-03, Wagner 04-05
 5 Pat Kennedy, Iona 1981-86, Florida St. 87-97, DePaul 98-2002, Montana 03-04, Towson 05
 5 Lon Kruger, Tex.-Pan American 1983-86, Kansas St. 87-90, Florida 91-92, 94-96, Illinois 97-2000, UNLV 05
 4 Steve Aggers, Great Falls 1980-85, Wayne St. (Neb.) 86-90, Eastern Wash. 96-2000, Loyola Marymount 01-05
 4 Rick Barnes, George Mason 1988, Providence 89-94, Clemson 95-98, Texas 99-2005
 4 Dick Bennett, Wis.-Stevens Point 1981-85, Wis.-Green Bay 86-95, Wisconsin 96-2001, Washington St. 04-05
 4 Larry Eustachy, Idaho 1991-93, Utah St. 94-98, Iowa St. 99-2003, Southern Miss. 05
 4 Tim Floyd, Idaho 1987-88, New Orleans 89-94, Iowa St. 95-98, Southern California 2006
 4 Gary Garner, Mo. Southern St. 1977, Drake 82-88, Fort Hays St. 92-97, Southeast Mo. St. 98-2005
 4 Ritchie McKay, Portland St. 1997-98, Colorado St. 99-2000, Oregon St. 01-02, New Mexico 03-05

No. Coach, Team and Seasons

- 4 Danny Nee, Ohio 1981-86, Nebraska 87-2000, Robert Morris 01, Duquesne 02-05
 4 Buzz Peterson, Appalachian St. 1997-2000, Tulsa 01, Tennessee 02-05, Coastal Caro. 06
 4 Rick Pitino, Boston U. 1979-83, Providence 86-87, Kentucky 90-97, Louisville 2002-05
 4 Oliver Purnell, Radford 1989-91, Old Dominion 92-94, Dayton 95-2003, Clemson 04-05
 4 Phil Rowe, New England Col. 1980-84, Plymouth St. 86-90, Keene St. 97-99, New Hampshire 2000-05
 4 Bill Self, Oral Roberts 1994-97, Tulsa 98-2000, Illinois 01-03, Kansas 04-05
 4 Rob Spivery, Montevallo 1986-95, Ashland 96, Alabama St. 97-2005, Southern U. 06
 4 Eddie Sutton, Creighton 1970-74, Arkansas 75-85, Kentucky 86-89, Oklahoma St. 91-2005
 4 Billy Tubbs, Southwestern (Tex.) 1972-73, Oklahoma 81-94, TCU 95-2002, Lamar 1977-80, 2004-05
 4 Al Walker, Colorado Col. 1989-93, Cornell 94-96, Chaminade 97-2000, Binghamton 01-05
 4 Gary Williams, American 1979-82, Boston College 83-86, Ohio St. 87-89, Maryland 90-2005
 4 Jim Wooldridge, Central Mo. St. 1986-91, Texas St. 92-94, Louisiana Tech 95-98, Kansas St. 2001-05
 4 Rich Zvosec, St. Francis (N.Y.) 1989-91, North Fla. 93-97, Millersville 98, UMKC 2002-05

All-Time Coaching Longevity Records

(Minimum 10 years as a Division I head coach)

MOST GAMES**No. Coach, Team and Seasons**

- 1,354 Jim Phelan, Mt. St. Mary's 1955-03
 1,191 Lou Henson, Hardin-Simmons 1963-66, Illinois 76-96, New Mexico St. 67-75, 98-2005
 1,187 Bob Knight, Army 1966-71, Indiana 72-2000, Texas Tech 02-05*
 1,180 Lefty Driesell, Davidson 1961-69, Maryland 70-86, James Madison 89-97, Georgia St. 1998-2003
 1,133 Dean Smith, North Carolina 1962-97
 1,103 Henry Iba, Northwest Mo. St. 1930-33, Colorado 34, Oklahoma St. 35-70
 1,102 Norm Stewart, UNI 1962-67, Missouri 68-99
 1,080 Marv Harshman, Pacific Lutheran 1946-58, Washington St. 59-71, Washington 72-85
 1,080 Eddie Sutton, Creighton 1970-74, Arkansas 75-85, Kentucky 86-89, Oklahoma St. 91-2005*
 1,078 Ray Meyer, DePaul 1943-84
 1,072 Don Haskins, UTEP 1962-99
 1,066 Adolph Rupp, Kentucky 1931-72
 1,062 Hugh Durham, Florida St. 1967-78, Georgia 79-95, Jacksonville 98-2005
 1,061 Ed Diddle, Western Ky. 1923-64
 1,039 Ralph Miller, Wichita St. 1952-64, Iowa 65-70, Oregon St. 71-89
 1,021 John Chaney, Cheyney 1973-82, Temple 83-2005*
 1,017 Norm Sloan, Presbyterian 1952-55, Citadel 57-60, North Carolina St. 67-80, Florida 61-66, 81-89
 1,013 Jim Calhoun, Northeastern 1973-86, Connecticut 87-2005*
 1,010 Phog Allen, Baker 1906-08, Haskell 1909, Central Mo. St. 13-19, Kansas 08-09, 20-56
 1,000 Gene Bartow, Central Mo. St. 1962-64, Valparaiso 65-70, Memphis 71-74, Illinois 75, UCLA 76-77, UAB 79-96

*active

MOST SEASONS**No. Coach, Team and Seasons**

- 50 Phog Allen, Baker 1906-08, Haskell 09, Central Mo. St. 13-19, Kansas 08-09, 20-56
 49 Jim Phelan, Mt. St. Mary's 1955-03
 46 Frank J. Hill, Seton Hall 1912-18, 20-30, Rutgers 16-43
 42 Ed Diddle, Western Ky. 1923-64
 42 Ray Meyer, DePaul 1943-84
 41 Lefty Driesell, Davidson 1961-69, Maryland 70-86, James Madison 89-97, Georgia St. 98-2003
 41 Lou Henson, Hardin-Simmons 1963-66, Illinois 76-96, New Mexico St. 67-75, 98-2005
 41 Tony Hinkle, Butler 1927-42, 46-70
 41 Henry Iba, Northwest Mo. St. 1930-33, Colorado 34, Oklahoma St. 35-70
 41 Adolph Rupp, Kentucky 1931-72
 40 Marv Harshman, Pacific Lutheran 1946-58, Washington St. 59-71, Washington 72-85
 39 Cal Luther, DePauw 1955-58, Murray St. 59-74, Longwood 82-90, Tenn.-Martin 91-99, Bethel (Tenn.) 2000
 39 Bob Knight, Army 1966-71, Indiana 72-2000, Texas Tech 02-05*

No. Coach, Team and Seasons

- 38 Fred Enke, Louisville 1924-25, Arizona 26-61
 38 Don Haskins, UTEP 1962-99
 38 Ralph Miller, Wichita St. 1952-64, Iowa 65-70, Oregon St. 71-89
 38 Norm Stewart, UNI 1962-67, Missouri 68-99
 37 Hugh Durham, Florida St. 1967-78, Georgia 79-95, Jacksonville 98-2005
 37 Nat Holman, CCNY 1920-52, 55-56, 59-60
 37 Norm Sloan, Presbyterian 1952-55, Citadel 57-60, North Carolina St. 67-80, Florida 61-66, 81-89
 36 Slats Gill, Oregon St. 1929-64
 36 Cam Henderson, Muskingum 1920-23, Davis & Elkins 24-35, Marshall 36-55
 36 Eldon Miller, Wittenberg 1963-70, Western Mich. 71-76, Ohio St. 77-86, UNI 87-98
 36 Bill Reinhart, Oregon 1924-35, George Washington 36-42, 50-66
 36 Dean Smith, North Carolina 1962-97
 36 Glenn Wilkes, Stetson 1958-93

*active

MOST SEASONS AT ONE SCHOOL**No. Coach, Team and Seasons**

- 49 James Phelan, #Mt. St. Mary's 1955-2003
 42 Ed Diddle, #Western Ky. 1923-64
 42 Ray Meyer, #DePaul 1943-84
 41 Tony Hinkle, #Butler 1927-42, 46-70
 41 Adolph Rupp, #Kentucky 1931-52, 54-72
 39 Phog Allen, Kansas 1908-09, 20-56
 38 Don Haskins, #UTEP 1962-99
 37 Nat Holman, #CCNY 1920-52, 55-56, 59-60
 36 Fred Enke, Arizona 1926-61
 36 Slats Gill, #Oregon St. 1929-64
 36 Henry Iba, Oklahoma St. 1935-70
 36 Dean Smith, #North Carolina 1962-97
 36 Glenn Wilkes, #Stetson 1958-93
 35 Howard Cann, #New York U. 1924-58
 34 Nelson Norgren, #Chicago 1922-42, 45-57
 32 Norm Stewart, Missouri 1968-99
 31 Doc Carlson, #Pittsburgh 1923-53
 31 Taps Gallagher, #Niagara 1932-43, 47-65
 31 Cy McClairen, #Bethune-Cookman 1962-66, 68-93
 30 Denny Crum, #Louisville 1972-2001
 30 Jack Friel, #Washington St. 1929-58
 30 Guy Lewis, #Houston 1957-86
 30 Nibs Price, #California 1925-54

*active; #has coached only at this school

COACHES WITH 100 OR MORE WINS AT FOUR DIVISION I SCHOOLS**Coach, Total Wins (Schools, Wins)**

Lefty Driesell, 786 wins (Davidson 176, Maryland 348, James Madison 159, Georgia St. 103)

COACHES WITH 100 OR MORE WINS AT THREE DIVISION I SCHOOLS**Coach, Total Wins (Schools, Wins)**

Tom Davis, 569 wins (Lafayette 116, Boston College 100, Iowa 270)*
 Hugh Durham, 633 wins (Florida St. 230, Georgia 297, Jacksonville 106)
 Cliff Ellis, 534 wins (South Ala. 171, Clemson 177, Auburn 186)
 Mike Jarvis, 369 wins (Boston U. 101, George Washington 152, St. John's (N.Y.) 116)
 Frank McGuire, 549 wins (St. John's (N.Y.) 102, North Carolina 164, South Carolina 283)
 Jerry Tarkanian, 729 wins (Long Beach St. 116, UNLV 509, Fresno St. 104)
 Billy Tubbs, 624 wins (Oklahoma 333, TCU 156, Lamar 104)*
 Butch van Breda Kolff, 482 wins (Lafayette 132, Hofstra 215, Princeton 103)

*active.

COACHES WITH 200 OR MORE WINS AT TWO DIVISION I SCHOOLS**Coach, Total Wins (Schools, Wins)**

Jim Calhoun, 703 wins (Northeastern 248, Connecticut 455)*
 Hugh Durham, 633 wins (Florida St. 230, Georgia 297)
 Lou Henson, 779 wins (Illinois 423, New Mexico St. 289)
 Neil McCarthy, 431 wins (Weber St. 205, New Mexico St. 226)
 Ralph Miller, 657 wins (Wichita St. 220, Oregon St. 342)
 Johnny Orr, 466 wins (Michigan 209, Iowa St. 218)
 Norm Sloan, 624 wins (Florida 232, North Carolina St. 266)
 Eddie Sutton, 781 wins (Arkansas 260, Oklahoma 351)*

*active.

MOST DIVISION I 20-WIN SEASONS**No. Coach, Team and Seasons**

- 30 Dean Smith, North Carolina 1962-97
 28 Bob Knight, Army 1968-70, Indiana 73-2000, Texas Tech 02-05*
 27 Jim Boeheim, Syracuse 1977-2005*
 27 Lute Olson, Long Beach St. 1974, Iowa 77-83, Arizona 85-2005*
 25 Eddie Sutton, Creighton 1974, Arkansas 77-85, Kentucky 86-88, Oklahoma St. 91-2005*
 25 Jerry Tarkanian, Long Beach St. 1970-73, UNLV 74-92, Fresno St. 96-98
 23 Adolph Rupp, Kentucky 1933-72
 22 Lefty Driesell, Davidson 1963-69, Maryland 72-83, James Madison 90-94, Georgia St. 2001-04
 21 Denny Crum, Louisville 1972-97
 21 Mike Krzyzewski, Army 1977, Duke 84-2005*
 20 Jim Calhoun, Northeastern 1981-86, Connecticut 88-2005*
 20 Lou Henson, Hardin-Simmons 1966, Illinois 80-91, New Mexico St. 68-2003
 19 John Thompson, Georgetown 1976-97
 18 Lou Carnesecca, St. John's (N.Y.) 1967-91
 18 Ed Diddle, Western Ky. 1934-60
 18 Bob Huggins, Akron 1986-89, Cincinnati 90-2005
 18 Billy Tubbs, Lamar 1979-80, Oklahoma 82-93, TCU 97-2001, Lamar*
 18 John Wooden, Indiana St. 1948, UCLA 49-75
 17 Don Haskins, UTEP 1964-95
 17 Mike Montgomery, Montana 1983-86, Stanford 88-2004
 17 Norm Stewart, Missouri 1972-99

*active

MOST CONSECUTIVE DIVISION I 20-WIN SEASONS**No. Coach, Team and Seasons**

- 27 Dean Smith, North Carolina 1971-97
 18 Lute Olson, Arizona 1988-2005*
 14 Jim Boeheim, Syracuse 1983-96*
 14 Roy Williams, Kansas 1990-2003*
 13 Denny Crum, Louisville 1972-84
 13 John Thompson, Georgetown 1978-90
 12 Tubby Smith, Tulsa 1994-95, Georgia 96-97, Kentucky 98-2005*
 12 Billy Tubbs, Oklahoma 1982-93*
 11 Bob Huggins, Cincinnati 1992-2002
 11 Mike Krzyzewski, Duke 1984-94*
 11 Al McGuire, Marquette 1967-77
 11 Jerry Tarkanian, Long Beach St. 1970-73, UNLV 74-80
 11 Jerry Tarkanian, UNLV 1982-92
 10 Everett Case, North Carolina St. 1947-56
 10 Mike Montgomery, Stanford 1995-2004
 10 G. Ott Romney, Montana St. 1924-28, Brigham Young 29-33
 10 Eddie Sutton, Arkansas 1977-85, Kentucky 86*
 9 Ed Diddle, Western Ky. 1934-43
 9 Lou Henson, Illinois 83-91
 9 John Kresse, Col. of Charleston 1994-2002
 9 Mike Krzyzewski, Duke 1997-2005*
 9 Joe Mullaney, Providence 1959-67
 9 Nolan Richardson, Arkansas 1988-96
 9 Skip Prosser, Xavier 1997-2001, Wake Forest 02-05*
 9 John Wooden, UCLA 1967-75

*active

MOST DIVISION I 30-WIN SEASONS**No. Coach, Team and Seasons**

- 8 Mike Krzyzewski, Duke 1986-2004*
 6 Roy Williams, Kansas 1990-2003, North Carolina 2005*
 5 Jim Calhoun, Connecticut 1990-2004*
 4 Bob Knight, Indiana 1975-93*
 4 Rick Pitino, Kentucky 1993-97, Louisville 2005*
 4 Nolan Richardson, Arkansas 1990-95
 4 Adolph Rupp, Kentucky 1947-51
 4 Jerry Tarkanian, UNLV 1986-91
 4 John Wooden, UCLA 1964-1973
 3 Jim Boeheim, Syracuse 1987-2003*
 3 Denny Crum, Louisville 1980-86
 3 Guy Lewis, Houston 1968-84
 3 Mike Montgomery, Stanford 1998-2004
 3 Lute Olson, Arizona 1988-2005*
 3 Dean Smith, North Carolina 1982-93
 3 Eddie Sutton, Arkansas 1978, Kentucky 86, Oklahoma St. 2004*
 3 John Thompson, Georgetown 1982-85
 3 Billy Tubbs, Oklahoma 1985-89*
 2 Forddy Anderson, Bradley 1950-51
 2 John Calipari, Massachusetts 1992-96*
 2 Lou Carnesecca, St. John's (N.Y.) 1985-86
 2 John Chaney, Temple 1987-88*
 2 Tom Izzo, Michigan St. 1999-2000*
 2 Rick Majerus, Utah 1991-98
 2 G. Ott Romney, Montana St. 1927-28
 2 Tubby Smith, Kentucky 1998-2003*

*active

MOST TEAMS**No. Coach, Team and Seasons**

- 7 Ben Jobe, Talladega 1965-67, Alabama St. 68, South Carolina St. 69-73, Denver 79-80, Alabama A&M 83-86, Tuskegee 97-2000, Southern U. 1987-96, 2002-03
- 7 Tom Penders, Tufts 1972-74, Columbia 75-78, Fordham 79-86, Rhode Island 87-88, Texas 89-98, George Washington 99-2001, Houston 05*
- 7 Elmer Ripley, Wagner 1923-25, Georgetown 28-29, 39-43, 47-49, Yale 30-35, Columbia 44-45, Notre Dame 46, John Carroll 50-51, Army 52-53
- 7 Bob Vanatta, Central Methodist 1943, 48-50, Missouri St. 51-53, Army 54, Bradley 55-56, Memphis 57-62, Missouri 63-67, Delta St. 73
- 6 J.D. Barnett, Lenoir Rhyne 1970, High Point 71, Louisiana Tech 78-79, Va. Commonwealth 80-85, Tulsa 86-91, Northwestern St. 95-99
- 6 Gene Bartow, Central Mo. St. 1962-64, Valparaiso 65-70, Memphis 71-74, Illinois 75, UCLA 76-77, UAB 79-96
- 6 Bill E. Foster, Bloomsburg 1961-63, Rutgers 64-71, Utah 72-74, Duke 75-80, South Carolina 81-86, Northwestern 87-93
- 6 George Keogan, Wis.-Superior 1913-14, St. Louis 16, St. Thomas (Minn.) 18, Allegheny 19, Valparaiso 20-21, Notre Dame 24-43
- 6 Press Maravich, West Va. Wesleyan 1950, Davis & Elkins 51-52, Clemson 57-62, North Carolina St. 65-66, LSU 67-72, Appalachian St. 73-75
- 6 Harry Miller, Western St. 1953-58, Fresno St. 61-65, Eastern N.M. 66-70, North Texas 71, Wichita St. 72-78, Stephen F. Austin 79-88
- 6 Hal Wissel, TCNJ 1965-67, Lafayette 68-71, Fordham 72-76, Fla. Southern 78-82, Charlotte 83-85, Springfield 87-90
- 5 John Beilein, Nazareth 1983, Le Moyne 84-92, Canisius 93-97, Richmond 99-2002, West Virginia 03-05*
- 5 Ozzie Cowles, Carleton 1925-30, Wis.-River Falls 34-36, Dartmouth 37-43, 45-46, Michigan 47-48, Minnesota 49-59
- 5 Tom Davis, Lafayette 1972-77, Boston College 78-82, Stanford 83-86, Iowa 87-99, Drake 2004-05*
- 5 Mike Deane, Oswego St. 1981-82, Siena 87-94, Marquette 95-99, Lamar 2000-03, Wagner 04-05*
- 5 Don DeVoe, Virginia Tech 1972-76, Wyoming 77-78, Tennessee 79-89, Florida 90, Navy 93-2004
- 5 Bill C. Foster, Shorter 1963-67, Charlotte 71-75, Clemson 76-84, Miami (Fla.) 86-90, Virginia Tech 92-97
- 5 Ron Greene, Loyola (La.) 1968-69, New Orleans 70-77, Mississippi St. 78, Murray St. 79-85, Indiana St. 86-89
- 5 Blair Gullion, Earlham 1928-35, Tennessee 36-38, Cornell 39-42, Connecticut 46-47, Washington-St. Louis 48-52, 54-59
- 5 Pat Kennedy, Iona 1981-86, Florida St. 87-97, DePaul 98-2002, Montana 03-04, Towson 05*
- 5 Lon Kruger, Tex.-Pan American 1983-86, Kansas St. 87-90, Florida 91-92, Illinois 97-2000, UNLV 05*
- 5 Bates Locke, Army 1964-65, Miami (Ohio) 67-70, Clemson 71-75, Jacksonville 79-81, Indiana St. 90-94
- 5 Ken Loeffler, Geneva 1929-35, Yale 36-42, Denver 46, La Salle 50-55, Texas A&M 56-57
- 5 Cal Luther, DePauw 1955-58, Murray St. 59-74, Longwood 82-90, Tenn.-Martin 91-99, Bethel (Tenn.) 2000
- 5 John Mauer, Kentucky 1928-30, Miami (Ohio) 31-38, Tennessee 39-43, 45-47, Army 48-51, Florida 52-60
- 5 Lynn Nance, Iowa St. 1977-80, Central Mo. St. 81-85, St. Mary's (Cal.) 87-89, Washington 90-93, Southwest Baptist 97-99
- 5 Norm Shepard, North Carolina 1924, Guilford 29, Randolph-Macon 30-36, Davidson 38-49, Harvard 50-54
- 5 Gordon Stauffer, Washburn 1967, Indiana St. 68-75, IPFW 76-79, Geneva 80-81, Nicholls 82-90
- 5 E.J. Stewart, Purdue 1909, Oregon St. 12-16, Nebraska 17-19, Texas 24-27, UTEP 28
- 5 Tex Winter, Marquette 1952-53, Kansas St. 54-68, Washington 69-71, Northwestern 74-78, Long Beach St. 79-83

* active



Photo from Texas Sports Information

In 2005, Tom Penders coached at Houston, his seventh different team, tying the record for most schools coached.

Season	United Press International	The Associated Press	U.S. Basketball Writers Assn.	National Assn. of Basketball Coaches	Naismith	The Sporting News	CBS/Chevrolet
1981	Ralph Miller Oregon St.	Ralph Miller Oregon St.	Ralph Miller Oregon St.	Ralph Miller Oregon St. Jack Hartman Kansas St.		Dale Brown LSU	Dale Brown LSU
1982	Norm Stewart Missouri	Ralph Miller Oregon St.	John Thompson Georgetown	Don Monson Idaho		Ralph Miller Oregon St.	Gene Keady Purdue
1983	Jerry Tarkanian UNLV	Guy Lewis Houston	Lou Carnesecca St. John's (N.Y.)	Lou Carnesecca St. John's (N.Y.)		Denny Crum Louisville	Lou Carnesecca St. John's (N.Y.)
1984	Ray Meyer DePaul	Ray Meyer DePaul	Gene Keady Purdue	Marv Harshman Washington		John Thompson Georgetown	Gene Keady Purdue
1985	Lou Carnesecca St. John's (N.Y.)	Bill Frieder Michigan	Lou Carnesecca St. John's (N.Y.)	John Thompson Georgetown		Lou Carnesecca St. John's (N.Y.)	Dale Brown LSU
1986	Mike Krzyzewski Duke	Eddie Sutton Kentucky	Dick Versace Bradley	Eddie Sutton Kentucky		Denny Crum Louisville	Mike Krzyzewski Duke
1987	John Thompson Georgetown	Tom Davis Iowa	John Chaney Temple	Rick Pitino Providence	Bob Knight Indiana	Rick Pitino Providence	Joey Meyer DePaul
1988	John Chaney Temple	John Chaney Temple	John Chaney Temple	John Chaney Temple	Larry Brown Kansas	John Chaney Temple	John Chaney Temple
1989	Bob Knight Indiana	Bob Knight Indiana	Bob Knight Indiana	P.J. Carlesimo Seton Hall	Mike Krzyzewski Duke	P.J. Carlesimo Seton Hall	Lute Olson Arizona
1990	Jim Calhoun Connecticut	Jim Calhoun Connecticut	Roy Williams Kansas	Jud Heathcote Michigan St.	Bobby Cremins Georgia Tech	Jim Calhoun Connecticut	Jim Calhoun Connecticut
1991	Rick Majerus Utah	Randy Ayers Ohio St.	Randy Ayers Ohio St.	Mike Krzyzewski Duke	Randy Ayers Ohio St.	Rick Pitino Kentucky	Randy Ayers Ohio St.
1992	Perry Clark Tulane	Roy Williams Kansas	Perry Clark Tulane	George Raveling Southern California	Mike Krzyzewski Duke	Mike Krzyzewski Duke	George Raveling Southern California
1993	Eddie Fogler Vanderbilt	Eddie Fogler Vanderbilt	Eddie Fogler Vanderbilt	Eddie Fogler Vanderbilt	Dean Smith North Carolina	Eddie Fogler Vanderbilt	Eddie Fogler Vanderbilt
1994	Norm Stewart Missouri	Norm Stewart Missouri	Charlie Spoonhour St. Louis	Nolan Richardson Arkansas	Nolan Richardson Arkansas	Norm Stewart Missouri	Nolan Richardson Arkansas
1995	Leonard Hamilton Miami (Fla.)	Kelvin Sampson Oklahoma	Kelvin Sampson Oklahoma	Jim Harrick UCLA	Jim Harrick UCLA	Jud Heathcote Michigan St.	Gene Keady Purdue
1996	Gene Keady Purdue	Gene Keady Purdue	Gene Keady Purdue	John Calipari Massachusetts	John Calipari Massachusetts	John Calipari Massachusetts	Gene Keady Purdue
1997		Clem Haskins Minnesota	Clem Haskins Minnesota	Clem Haskins Minnesota	Roy Williams Kansas	Roy Williams Kansas	Clem Haskins Minnesota
1998		Tom Izzo Michigan St.	Tom Izzo Michigan St.	Bill Guthridge North Carolina	Bill Guthridge North Carolina	Bill Guthridge North Carolina	Bill Guthridge North Carolina
1999		Cliff Ellis Auburn	Cliff Ellis Auburn	Mike Krzyzewski Duke	Mike Krzyzewski Duke	Cliff Ellis Auburn	Cliff Ellis Auburn
2000		Larry Eustachy Iowa St.	Larry Eustachy Iowa St.	Gene Keady Purdue	Mike Montgomery Stanford	Bob Huggins Cincinnati Tulsa	Mike Krzyzewski Duke
2001		Matt Doherty North Carolina	Al Skinner Boston College	Tom Izzo Michigan St.	Rod Barnes Mississippi	Al Skinner Boston College	Al Skinner Boston College
2002		Ben Howland Pittsburgh	Bob Howland Pittsburgh	Kelvin Sampson Oklahoma	Ben Howland Pittsburgh	Ben Howland Pittsburgh	Kelvin Sampson Oklahoma
2003		Tubby Smith Kentucky	Tubby Smith Kentucky	Tubby Smith Kentucky	Tubby Smith Kentucky	Tubby Smith Kentucky	Tubby Smith Kentucky
2004		Phil Martelli St. Joseph's	Phil Martelli St. Joseph's	Phil Martelli St. Joseph's Mike Montgomery Stanford	Phil Martelli St. Joseph's	Mike Montgomery Stanford	Phil Martelli St. Joseph's
2005		Bruce Weber Illinois	Bruce Weber Illinois	Bruce Weber Illinois	Bruce Weber Illinois	Bruce Weber Illinois	Bruce Weber Illinois

Basketball Times Coach of the Year: 1982-Gale Catlett, West Virginia; 1983-Lou Carnesecca, St. John's (N.Y.); 1984-Jerry Tarkanian, UNLV; 1985-Bobby Cremins, Georgia Tech; 1986-Mike Krzyzewski, Duke; 1987-Wimp Sanderson, Alabama; 1988-Lute Olson, Arizona; 1989-Bob Knight, Indiana; 1990-Rick Pitino, Kentucky; 1991-Rick Majerus, Utah; 1992-Steve Fisher, Michigan; 1993-Dean Smith, North Carolina; 1994-Norm Stewart, Missouri; 1995-Eddie Sutton, Oklahoma St.; 1996-John Calipari, Massachusetts; 1997-Mike Krzyzewski, Duke; 1998-Bob Huggins, Cincinnati; 1999-Tom Izzo, Michigan St.; 2000-Mike Montgomery, Stanford; 2001-Al Skinner, Boston College; 2002-Bob Knight, Texas Tech; 2003-Tubby Smith, Kentucky; 2004-Mike Montgomery, Stanford; 2005-Bruce Weber, Illinois.

Legends of Coaching Award: 1999-Dean Smith, North Carolina; 2000-Mike Krzyzewski, Duke; 2001-Lute Olson, Arizona; 2002-Denny Crum, Louisville; 2003-Roy Williams, Kansas; 2004-Mike Montgomery, Stanford; 2005-Jim Calhoun, Connecticut.

COACHING RECORDS

Division II Coaching Records

Winningest Active Coaches

(Minimum five years as a head coach; includes record at four-year colleges only.)

BY PERCENTAGE

Coach, Team	Years	Won	Lost	Pct.
1. Dave Robbins, Virginia Union	27	638	176	.784
2. Mike Dunlap, Metro St.	13	307	95	.764
3. Rand Chappell, Central Ark.	10	241	80	.751
4. Bob Chipman, Washburn	26	610	205	.748
5. Don Meyer, Northern St.	33	814	279	.745
6. Tony Longa, Fla. Southern	5	109	40	.732
7. Tom Kropp, Neb.-Kearney	15	326	120	.731
8. Henry Clark, Cal St. Bakersfield	8	163	61	.728
9. Brian Beaur, St. Rose	19	426	161	.726
10. Ron Niekamp, Findlay	20	423	162	.723
11. Herb Magee, Philadelphia U.	38	793	306	.722
12. Gordon Gibbons, Clayton St.	15	328	128	.719
13. Greg Kamansky, Cal Poly Pomona	5	103	41	.715
14. Stan Spirou, Southern N.H.	20	430	175	.711
15. Rick Cooper, West Tex. A&M	18	385	161	.705
16. Dave Boots, South Dakota	23	458	195	.701
17. Grady Brewer, Morehouse	5	103	44	.701
18. Luke D'Alessio, Bowie St.	6	125	54	.698
19. Richard Schmidt, Tampa	24	493	213	.698
20. Kevin Luke, Michigan Tech	11	220	102	.683
21. Lonn Reisman, Tarleton St.	17	346	163	.680
22. Ken Wagner, BYU-Hawaii	15	289	144	.667
23. Kevin Schlager, St. Cloud St.	9	160	80	.667
24. Craig Carse, Mont. St.-Billings	14	263	133	.664
25. Steve Tappmeyer, Northwest Mo. St.	17	325	168	.659
26. Ed Douma, Hillsdale	30	528	275	.658
27. Greg Walcavich, Edinboro	24	445	233	.656
28. Keith Dickson, St. Anselm	19	368	195	.654
29. Steve Rives, Delta St.	20	372	198	.653
30. Herbert Greene, Columbus St.	26	487	261	.651
31. Tom Galeazzi, C.W. Post	24	454	244	.650
32. Dick DeLaney, West Chester	18	324	176	.648
33. Jeff Ray, Midwestern St.	8	152	83	.647
34. Jim Heaps, Mesa St.	9	159	90	.639
35. Jim Baker, Catawba	11	201	114	.638
36. Brad Jackson, Western Wash.	20	375	217	.633
37. Dave Davis, Pfeiffer	14	253	148	.631
38. Fred Thompson, Millersville	7	123	72	.631
39. Tom Ryan, Eckerd	9	165	98	.627
40. Rich Glas, North Dakota	27	477	287	.624
41. Jay Lawson, Bentley	14	251	153	.621
42. Ed Murphy, West Ga.	26	460	284	.618
43. Steve Joyner, Johnson C. Smith	18	319	200	.615
44. Tom Klusman, Rollins	25	434	272	.615
45. Al Grushkin, Incarnate Word	5	84	53	.613
46. Larry Gipson, Northeastern St.	13	230	146	.612
47. Bill Brown, California (Pa.)	19	314	200	.611
48. Mike Sandifar, Oakland City	23	401	256	.610
49. Ron Righter, Clarion	19	308	198	.609
50. Jeff Morgan, Harding	13	220	144	.604
51. Tony Ingle, Kennesaw St.	7	125	82	.604
52. Tom Smith, Mo. Western St.	30	517	341	.603
53. Gregg Nibert, Presbyterian	16	282	187	.601
54. Mike Ruane, Bridgeport	5	87	58	.600
55. Todd Sturgeon, Indianapolis	8	134	90	.598
56. Jeff Law, Hawaii-Hilo	7	112	76	.596
57. Darren Metress, Augusta St.	9	153	104	.595
58. Bill Clingan, Mount Olive	15	253	173	.594
59. Mike Leaf, Winona St.	7	121	83	.593
60. Jim Harter, Pace	8	126	87	.592
61. Greg Sparling, Central Wash.	11	169	117	.591
62. Art Luptowski, American Int'l	16	272	189	.590
63. Gary Edwards, Indiana (Pa.)	21	364	253	.590
64. Charlie Schaefer, Ouachita Baptist	6	97	68	.588
65. Gene Iba, Pittsburg St.	25	423	297	.588
66. Lonnie Porter, Regis (Colo.)	28	455	321	.586
67. Gary Tuell, Nova Southeastern	18	316	226	.583
68. Jay DeFruscio, Wheeling Jesuit	16	271	194	.583
69. Sam Walker, Tex. A&M-Commerce	5	84	60	.583
70. Parker Laketa, Wingate	5	86	62	.581

BY VICTORIES

(Minimum five years as a head coach; includes record at four-year colleges only.)

Coach, Team	Years	Won	Lost	Pct.
1. Don Meyer, Northern St.	33	814	279	.745
2. Herb Magee, Philadelphia U.	38	793	306	.722
3. Dave Robbins, Virginia Union	27	638	176	.784
4. Bob Chipman, Washburn	26	610	205	.748
5. Ed Douma, Hillsdale	30	528	275	.658
6. Tom Smith, Mo. Western St.	30	517	341	.603
7. Richard Schmidt, Tampa	24	493	213	.698
8. Herbert Greene, Columbus St.	26	487	261	.651
9. Rich Glas, North Dakota	27	477	287	.624
10. Ed Murphy, West Ga.	26	460	284	.618
11. Dave Boots, South Dakota	23	458	195	.701
12. Lonnie Porter, Regis (Colo.)	28	455	321	.586
13. Tom Galeazzi, C.W. Post	24	454	244	.650
14. Greg Walcavich, Edinboro	24	445	233	.656
15. Tom Klusman, Rollins	25	434	272	.615
16. Stan Spirou, Southern N.H.	20	430	175	.711
17. Brian Beaur, St. Rose	19	426	161	.726
18. Ron Niekamp, Findlay	20	423	162	.72
Gene Iba, Pittsburg St.	25	423	297	.588
20. Mike Sandifar, Oakland City	23	401	256	.610
21. Rick Cooper, West Tex. A&M	18	385	161	.705
22. Brad Jackson, Western Wash.	20	375	217	.633
23. Steve Rives, Delta St.	20	372	198	.653
24. Keith Dickson, St. Anselm	19	368	195	.654
Art Leary, Southern Conn. St.	27	368	394	.483
26. Gary Edwards, Indiana (Pa.)	21	364	253	.590
Bert Hammel, Merrimack	25	364	345	.513
28. Tom Wood, Humboldt St.	24	358	308	.538
29. Lonn Reisman, Tarleton St.	17	346	163	.680
30. John Lentz, Lenoir-Rhyne	22	343	274	.556
31. Billy Lee, St. Andrews	25	337	374	.474
32. Gordon Gibbons, Clayton St.	15	328	128	.719
33. Mike Nienaber, Christian Bros.	22	327	362	.475
34. Tom Kropp, Neb.-Kearney	15	326	120	.731
35. Steve Tappmeyer, Northwest Mo. St.	17	325	168	.659
36. Dick DeLaney, West Chester	18	324	176	.648
37. Jim Boone, Tusculum	19	320	233	.579
38. Steve Joyner, Johnson C. Smith	18	319	200	.615
39. Gary Tuell, Nova Southeastern	18	316	226	.583
40. Bill Brown, California (Pa.)	19	314	200	.611
41. Ron Righter, Clarion	19	308	198	.609
42. Mike Dunlap, Metro St.	13	307	95	.764
43. Dean Ellis, Northern Mich.	19	304	231	.568
44. Ron Spry, Paine	19	292	233	.556
45. Ken Wagner, BYU-Hawaii	15	289	144	.667
46. Eddie Payne, S.C. Upstate	19	288	261	.525
47. Gregg Nibert, Presbyterian	16	282	187	.601
48. Art Luptowski, American Int'l	16	272	189	.590
49. Jay DeFruscio, Wheeling Jesuit	16	271	194	.583
Bob Hofman, Fort Lewis	17	271	209	.565
51. Prescott Smith, Cal St. Chico	18	264	237	.527
52. Craig Carse, Mont. St.-Billings	14	263	133	.664
53. Steve Cox, Concord	16	258	205	.557
54. Dale Clayton, Carson-Newman	17	257	223	.535
55. Al Sokaitis, Western St.	18	256	223	.534
56. Dave Davis, Pfeiffer	14	253	148	.631
Bill Clingan, Mount Olive	15	253	173	.594
58. Rick Reedy, West Ala.	21	252	309	.449
59. Jay Lawson, Bentley	14	251	153	.621
Robert Corn, Mo. Southern St.	16	251	203	.553
61. Dan Schmotzer, Coker	18	247	235	.512
62. Rand Chappell, Central Ark.	10	241	80	.751
63. Bob Rukavina, Pitt.-Johnstown	16	237	189	.556
64. Lennie Acuff, Ala.-Huntsville	14	234	183	.561
65. Larry Gipson, Northeastern St.	13	230	146	.612
66. Dale Martin, Mo.-Rolla	18	222	258	.463
67. Kevin Luke, Michigan Tech	11	220	102	.683
Jeff Morgan, Harding	13	220	144	.604
69. Larry Epperly, Limestone	18	216	286	.430
70. Ron Lievense, Barton	17	210	243	.464

Winningest Coaches All-Time

(Minimum 10 head coaching seasons in Division II)

BY PERCENTAGE

Coach (Team coached, tenure)	Years	Won	Lost	Pct.
1. Walter Harris (Philadelphia U. 1954-65, 67).....	13	240	56	.811
2. Dolph Stanley (Beloit 1946-57).....	12	238	56	.810
3. Ed Adams (N.C. Central 1935-36, Tuskegee 37-49, Texas Southern 50-58).....	24	643	153	.808
4. Dave Robbins (Virginia Union 1979-05)*.....	27	638	176	.784
5. Charles Christian (Norfolk St. 1974-90).....	14	318	95	.770
6. Mike Dunlap (Cal Lutheran 1990-94, Metro St. 98-05)*.....	13	307	95	.764
7. Lucias Mitchell (Alabama St. 1964-67, Kentucky St. 68-75, Norfolk St. 79-81).....	15	325	103	.759
8. Dean Nicholson (Central Wash. 1965-90).....	26	620	199	.757
9. Bob Chipman (Washburn 1980-05)*.....	26	610	205	.748
10. John Kochan (Millersville 1984-96).....	13	285	96	.748
11. Joe Hutton (Hamline 1932-65).....	34	591	207	.741
12. Scott Nagy (South Dakota St. 1996-05)*.....	10	220	77	.741
13. Ed Oglesby (Florida A&M 1951-70, 72).....	21	386	138	.737
14. John McLendon Jr. (N.C. Central 1941-52, Hampton 53-54, Tennessee St. 55-59, Kentucky St. 64-66, Cleveland St. 67-69).....	25	496	179	.735
15. Calvin Irvin (Johnson C. Smith 1948-51, N.C. A&T 55-72).....	22	397	144	.734
16. Tom Kropp (Neb.-Kearney 1991-05)*.....	15	326	120	.731
17. Brian Beary (St. Rose 1987-05)*.....	19	426	161	.726
18. Garland Pinholster (Oglethorpe 1957-66).....	10	180	68	.726
19. Herb Magee (Philadelphia U. 1968-05)*.....	38	793	306	.722
20. Gordon Gibbons (South Fla. 1980; Fla. Southern 91-00, Clayton St. 2002-05)*.....	15	328	128	.719
21. Stan Spirou (Southern N.H. 1986-05)*.....	20	430	175	.711
22. Fred Sefton (Akron 1916-24, 26-27).....	11	103	42	.710
23. Ed Jucker (Merchant Marine 1946-47, Rensselaer 49-53, Cincinnati 61-65, Rollins 73-77).....	17	266	109	.709
24. Butch Haswell (Fairmont St. 1994-04).....	11	226	93	.708
25. Al Shields (Bentley 1964-78).....	15	257	107	.706
26. Rick Cooper (Wayland Baptist 1988-93; West Tex. A&M 94-05)*.....	18	385	161	.705
27. Lou D'Allesandro (Southern N.H. 1964-70, 73-75).....	10	183	77	.704
28. Bill Boylan (Monmouth 1957-77).....	21	368	155	.704
29. Dave Boots (Augsburg 1983-88, South Dakota 89-05)*.....	23	458	195	.701
30. Beryl Shipley (La.-Lafayette 1958-73).....	16	293	126	.699
31. Richard Schmidt (Vanderbilt 1980-81, Tampa 84-05)*.....	24	493	213	.698
32. Ernest Hole (Wooster 1927-58).....	32	412	181	.695
33. Sam Cozen (Drexel 1953-68).....	16	213	94	.694
34. Barney Steen (Calvin 1954-66).....	13	189	84	.692
35. Pat Douglass (Mont. St.-Billings 1982-87, Cal St. Bakersfield 88-97, UC Irvine 99-05)*.....	24	498	226	.688
36. Ken Bone (Cal St. Stanislaus 1985, Seattle Pacific 91-02).....	13	257	118	.685
37. Robert Rainey (Albany St. [Ga.] 1961-72).....	12	243	112	.685
38. Kevin Luke (Michigan Tech 1995-05)*.....	11	220	102	.683
39. Dick Sauer (Albany [N.Y.] 1956-87, 89-97).....	41	702	330	.680
40. L. Vann Pettaway (Alabama A&M 1987-05)*.....	19	384	181	.680
41. Lonn Reisman (Tarleton St. 1989-05)*.....	17	346	163	.680
42. Bill E. Jones (Florence St. 1973, North Ala. 74, Jacksonville St. 75-98).....	26	477	226	.679
43. Danny Rose (Central Mich. 1938-43, 47-54).....	14	176	84	.677
44. Rutherford Baker (Albany [N.Y.] 1925-35).....	11	63	30	.677
45. Dale Race (Milton 1976-79, Minn. Duluth 85-98).....	18	363	177	.672
46. Russell Beichly (Akron 1941-59).....	19	288	141	.671
47. William Lucas (Central St. 1961-74).....	14	241	120	.668
48. Roger Kaiser (West Ga. 1971-90).....	20	379	189	.667
49. Fred Hobby (Grambling 1957-86).....	30	571	287	.666
50. Paul Webb (Randolph-Macon 1957-75, Old Dominion 76-85).....	29	511	257	.665
51. Craig Carse (West Virginia St. 1984-87; Mont. St.-Billings 96-05)*.....	14	263	133	.664
52. Dick Peith (Denver 1986-97; Wartburg 98-05)*.....	20	372	188	.664
53. Ed Martin (South Carolina St. 1956-68, Tennessee St. 69-85).....	30	501	253	.664
54. Marlowe Severson (St. Cloud St. 1959-69, Minn. St. Mankato 70-73).....	15	250	127	.663
55. Don Zech (Puget Sound 1969-89).....	21	386	197	.662
56. Dave Buss (Wis.-Green Bay 1970-82, Long Beach St. 84, St. Olaf 88-94).....	21	381	195	.661
57. Charles Chronister (Bloomsburg 1972-02).....	31	559	288	.660
58. Wayne Boultinghouse (Southern Ind. 1975-81; Ky. Wesleyan 91-96).....	13	240	124	.659
59. Steve Tappmeyer (Northwest Mo. St. 1989-05)*.....	17	325	168	.659
60. Donald Feeley (Sacred Heart 1966-78, Fairleigh Dickinson 81-83).....	16	285	148	.658

Coach (Team coached, tenure)

	Years	Won	Lost	Pct.
61. Ron Shumate (Chattanooga 1973-79; Southeast Mo. St. 82-97).....	23	445	232	.657
62. Greg Walcavich (Birmingham-Sou. 1979-83, Rice 87, West Va. Wesleyan 88-89, Edinboro 90-05)*.....	24	445	233	.656
63. Boyd King (Truman 1947-71).....	25	377	199	.655
64. Ernie Wheeler (Cal Poly 1973-86, Mont. St.-Billings 89-91).....	17	314	166	.654
65. Jim McDonald (Edinboro 1963-71, 73-75).....	12	174	92	.654
66. Keith Dickson (St. Anselm 1987-05)*.....	19	368	195	.654
67. Steve Rives (Louisiana Col. 1986, Delta St. 87-05)*.....	20	372	198	.653
68. Joseph O'Brien (Assumption 1968-85).....	18	322	172	.652
69. Herbert Greene (Aub.-Montgomery 1976-77, Columbus St. 82-05)*.....	26	487	261	.651
70. Jim Wink (Ferris St. 1960-79, 81).....	21	326	175	.651

*Active coaches

BY VICTORIES

(Minimum 10 head coaching seasons in Division II)

Coach (Team coached, tenure)	Years	Won	Lost	Pct.
1. Clarence Gaines (Winston-Salem 1947-93).....	47	828	447	.649
2. Jerry Johnson (LeMoyn-Owen 1959-05).....	47	821	447	.647
3. Herb Magee (Philadelphia U. 1968-05)*.....	38	793	306	.722
4. Dick Sauer (Albany [N.Y.] 1956-87, 89-97).....	41	702	330	.680
5. Ed Adams (N.C. Central 1935-36, Tuskegee 37-49, Texas Southern 50-58).....	24	643	153	.808
6. Dave Robbins (Virginia Union 1979-05)*.....	27	638	176	.784
7. John Lance (Southwestern Okla. 1919-22, Pittsburg St. 23-34, 36-63).....	44	632	340	.650
8. Ed Messbarger (Benedictine Hts. 1958-60, Dallas 61-63, St. Mary's [Tex.] 64-78, Angelo St. 79-98).....	41	630	518	.549
9. Dean Nicholson (Central Wash. 1965-90).....	26	620	199	.757
10. Bob Chipman (Washburn 1980-05)*.....	26	610	205	.748
11. Joe Hutton (Hamline 1932-65).....	34	591	207	.741
12. Dom Rosselli (Youngstown St. 1941-42, 47-82).....	38	590	387	.604
13. Dan McCarrell, (North Park 1968-84, Minn. St. Mankato 85-01).....	34	579	347	.625
14. Fred Hobby (Grambling 1957-86).....	30	571	287	.666
15. Charles Chronister (Bloomsburg 1972-02).....	31	559	288	.660
16. Bill Knapp (Beloit 1958-97).....	40	555	347	.615
17. Bruce Webster (Bridgeport 1966-99).....	34	549	405	.575
18. Tom Smith (Central Mo. St. 1976-80, Valparaiso 81-88, Mo. Western St. 89-05)*.....	30	517	341	.603
19. Arthur McAfee (Lane 1961, Mississippi Val. 62, Lincoln [Mo.] 63, Bishop 64-65, Morehouse 66-2000).....	40	516	510	.503
20. Arad McCutchan (Evansville 1947-77).....	31	514	314	.621
20. Jim Gudger (Western Caro. 1951-69, Tex. A&M-Commerce 70-83).....	33	514	415	.553
22. Paul Webb (Randolph-Macon 1957-75, Old Dominion 76-85).....	29	511	257	.665
23. Aubrey Bonham (Whittier 1938-43, 46-68).....	29	510	285	.642
24. Leo Nicholson (Central Wash. 1930-64).....	33	505	281	.642
25. Ed Martin (South Carolina St. 1956-68, Tennessee St. 69-85).....	30	501	253	.664
25. Bobby Vaughan (Elizabeth City St. 1952-66, 68-86).....	34	501	363	.580
27. Pat Douglass (Mont. St.-Billings 1982-87, Cal St. Bakersfield 88-97, UC Irvine 99-05)*.....	24	498	226	.688
28. Will Renken (Bloomfield 1948-52, Albright 56-88).....	38	497	466	.516
29. John McLendon Jr. (N.C. Central 1941-52, Hampton 53-54, Tennessee St. 55-59, Kentucky St. 64-66, Cleveland St. 67-69).....	25	496	179	.735
30. Richard Schmidt (Vanderbilt 1980-81, Tampa 84-05)*.....	24	493	213	.698
31. Herbert Greene (Aub.-Montgomery 1976-77, Columbus St. 82-05)*.....	26	487	261	.651
32. Angus Nicoson (Indianapolis 1948-76).....	29	482	274	.638
33. Hamlet Peterson (Luther 1923-65).....	43	481	356	.575
34. Bill Detrick (Central Conn. St. 1960-87, Coast Guard 90).....	30	479	278	.633
35. Bill E. Jones (Florence St. 1973, North Ala. 74, Jacksonville St. 75-98).....	26	477	226	.679
35. Rich Glas (Minn.-Morris 1975-79, Willamette 80-84, North Dakota 89-05)*.....	27	477	287	.624
37. Dave Gunther (Wayne St. [Neb.] 1968-70, North Dakota 71-88, Buena Vista 94-95, Bemidji St. 96-01).....	29	476	328	.592
38. John Masi (UC Riverside 1980-05)*.....	26	462	269	.632
39. Ed Murphy (West Ala. 1979-83, Delta St. 84-86, Mississippi 87-92, West Ga. 94-05)*.....	26	460	284	.618
40. Burt Kahn (Quinnipiac 1962-91).....	30	459	355	.564
40. Richard Meckfessel (Charleston [W.V.] 1966-79, Mo.-St. Louis 83-99).....	31	459	420	.522
40. Oliver Jones (Albany St. [Ga.] 1973-00, Tuskegee 01-04).....	32	459	424	.520

Coach (Team coached, tenure)	Years	Won	Lost	Pct.	Coach (Team coached, tenure)	Years	Won	Lost	Pct.
43. Dave Boots (Augsburg 1983-88, South Dakota 89-05)*	23	458	195	.701	54. Hal Nunnally (Randolph-Macon 1976-99)	24	431	232	.650
44. Lonnie Porter (Regis [Colo.] 1978-05)*	28	455	321	.586	54. Leonidas Epps (Clark Atlanta 1950-78)	29	431	291	.597
45. Jim Seward (Wayne St. [Neb.] 1975-78, Ashland 79-83, Kansas Newman 84-87, Central Okla. 88-02)	28	454	339	.573	56. Stan Spirou (Southern N.H. 1986-05)*	20	430	175	.711
45. Tom Galeazzi (C.W. Post 1982-05)*	24	454	244	.650	57. Ollie Gelston (New Jersey City 1960-67, Montclair St. 68-91)	32	429	347	.553
47. J.B. Scearce (North Ga. 1942-43, Cumberland 47, Ga. Southern 48-79)	26	447	244	.647	58. Brian Beaurty (St. Rose 1987-05)*	19	426	161	.726
47. Butch Raymond (Augsburg 1971-73, Minn. St. Mankato 74-84, St. Cloud St. 85-97)	27	447	302	.597	59. Gene Iba (Houston Baptist 1978-85, Baylor 86-92, Pittsburg St. 96-05)*	25	423	297	.588
49. Greg Walcavich (Birmingham-So. 1979-83, Rice 87, West Va. Wesleyan 88-89, Edinboro 90-05)*	24	445	233	.656	60. Jim Harley (Eckerd 1964-96)	32	420	349	.546
49. Ron Shumate (Chattanooga 1973-79, Southeast Mo. St. 82-97)	23	445	232	.657	61. Irvin Peterson (Neb. Wesleyan 1949-51, 54-80)	30	419	314	.572
51. Tom Villemure (Detroit Business 1967, Grand Valley St. 73-96)	25	437	268	.620	62. Tom Feely (St. Thomas [Minn.] 1955-80)	26	417	269	.608
52. James Dominey (Valdosta St. 1972-00)	29	436	343	.560	63. Dave Bike (Sacred Heart 1979-05)*	27	416	370	.529
53. Tom Klusman (Rollins 1981-05)*	25	434	272	.615	64. Ernest Hole (Wooster 1927-58)	32	412	181	.695
					65. Mike Sandifar (Averett 1979-81, Southwestern [Kan.] 82-87, Oakland City 88-99, 04-05)*	23	401	256	.610
					65. Dave Yanai (Cal St. Dom. Hills 1978-96, Cal St. L.A. 97-05)	28	401	354	.531

* Active coaches

Division III Coaching Records

Winningest Active Coaches

(Minimum five years as a head coach; includes record at four-year colleges only.)

BY PERCENTAGE

Coach, Team	Years	Won	Lost	Pct.
1. Brian VanHaften, Buena Vista	9	200	52	.794
2. Jerry Rickrode, Wilkes	13	264	86	.754
3. Steve Moore, Wooster	24	499	164	.753
4. Joe Cassidy, Rowan	9	180	62	.744
5. Chris Harvey, Lasell	5	104	36	.743
6. Glenn Robinson, Frank. & Marsh	34	697	242	.742
7. Bill Foti, Colby-Sawyer	13	260	91	.741
8. Glenn Van Wieren, Hope	28	536	191	.737
9. Mark Hanson, Gust. Adolphus	15	306	110	.736
10. Bob Campbell, Western Conn. St.	21	421	156	.730
11. Mike Rhoades, Randolph-Macon	6	121	45	.729
12. Brian Meehan, Brandeis	9	181	68	.727
13. C.J. Woollum, Chris. Newport	21	424	164	.721
14. Bob Gillespie, Ripon	25	425	172	.712
15. Stan Ogradnik, Trinity (Conn.)	24	409	168	.709
16. Bosko Djurickovic, Carthage	19	359	151	.704
17. Michael Plansky, Endicott	6	116	49	.703
18. Brian Baptiste, Mass.-Dartmouth	22	422	181	.700
19. Gerry Matthews, Richard Stockton	19	368	159	.698
20. David Paulsen, Williams	11	212	92	.697
21. Tom Murphy, Utica/Rome	34	602	262	.697
22. David Hixon, Amherst	28	492	216	.695
23. Rob Colbert, Keene St.	6	116	51	.695
24. Charles Brown, New Jersey City	23	444	199	.691
25. David Macedo, Va. Wesleyan	5	94	42	.691
26. James Lancaster, Aurora	11	198	89	.690
27. Randy Lambert, Maryville (Tenn.)	25	458	207	.689
28. Chuck McBreen, Ramapo	7	130	60	.684
29. Bill Harris, Wheaton (Ill.)	20	371	174	.681
30. Joe Nesci, New York U.	17	297	141	.678
31. Todd Raridon, North Central (Ill.)	16	284	135	.678
32. Nelson Whitmore, Brockport St.	7	135	65	.675
33. Dave Niland, Penn St.-Behrend	11	199	97	.672
34. Steve Schluman, Lehman	5	92	45	.672
35. Bill Brown, Wittenberg	18	335	165	.670
36. Bob Gaillard, Lewis & Clark	24	440	218	.669
37. Jose Rebimas, Wm. Paterson	11	196	98	.667
38. Mike Moran, John Carroll	13	239	120	.666
39. Dick Whitmore, Colby	34	551	277	.665
40. Dick Peth, Wartburg	20	372	188	.664
41. Steve Fritz, St. Thomas (Minn.)	25	439	225	.661
42. Kevin Vande Streek, Calvin	15	280	147	.656
43. Mark Edwards, Washington-St. Louis	24	409	215	.655
44. Page Moir, Roanoke	16	283	149	.655
45. Ron Holmes, McMurry	15	261	138	.654
46. Mike Beitzel, Hanover	25	451	241	.652
47. Keith Bunkenburg, Benedictine (Ill.)	10	170	91	.651
48. Ted Van Dellen, Wis.-Oshkosh	15	261	141	.649
48. Dick Reynolds, Otterbein	33	583	316	.648
50. Eric Bridgeland, Puget Sound	5	80	44	.645

Coach, Team	Years	Won	Lost	Pct.
51. Greg Mason, Centre	6	100	55	.645
52. Brad McAlester, Lebanon Valley	11	193	107	.643
53. John Scheinman, Plymouth St.	10	175	97	.643
54. Mike Bokosky, Chapman	13	206	115	.642
55. Mike McGrath, Chicago	6	99	56	.639
56. Bill Nelson, Johns Hopkins	25	414	236	.637
57. John Tharp, Lawrence	11	165	97	.630
58. Steve Larson, Edgewood	19	347	204	.630
59. Gordie James, Willamette	18	307	181	.629
60. Andy Moore, Pitt.-Bradford	12	206	122	.628
61. Ken Scalmanini, Claremont-M.S.	7	108	64	.628
62. Bill Fenlon, DePauw	20	320	191	.626
63. Mike Neer, Rochester	29	476	284	.626
64. Bob Bjorklund, Bethel (Minn.)	8	130	78	.625
65. Steve Brennan, Babson	10	171	104	.622
66. Mike Turner, Albion	31	478	292	.621
67. Scott Coval, DeSales	12	197	120	.621
68. Duane Davis, Mt. St. Mary (N.Y.)	10	169	104	.619
69. Mike Theulen, Western New Eng.	9	150	93	.617
70. Rich Rider, Cal Lutheran	20	317	197	.617

BY VICTORIES

(Minimum five years as a head coach; includes record at four-year colleges only.)

Coach, Team	Years	Won	Lost	Pct.
1. Glenn Robinson, Frank. & Marsh	34	697	242	.742
2. Jim Smith, St. John's (Minn.)	41	634	445	.588
3. Tom Murphy, Utica/Rome	34	602	262	.697
4. Dick Reynolds, Otterbein	33	583	316	.648
5. Dick Whitmore, Colby	34	551	277	.665
6. Glenn Van Wieren, Hope	28	536	191	.737
7. Steve Moore, Wooster	24	499	164	.753
8. David Hixon, Amherst	28	492	216	.695
9. Mike Turner, Albion	31	478	292	.621
10. Mike Neer, Rochester	29	476	284	.626
11. Jon Davison, Clarke	36	473	450	.512
12. Randy Lambert, Maryville (Tenn.)	25	458	207	.689
13. Mike Beitzel, Hanover	25	451	241	.652
14. Terry Glasgow, Monmouth (Ill.)	33	450	289	.609
15. Mac Petty, Wabash	32	447	354	.558
16. Charles Brown, New Jersey City	23	444	199	.691
17. Lee McKinney, Fontbonne	27	441	318	.581
18. Bob Gaillard, Lewis & Clark	24	440	218	.669
19. Steve Fritz, St. Thomas (Minn.)	25	439	225	.661
20. Bob Gillespie, Ripon	25	425	172	.712
21. C.J. Woollum, Chris. Newport	21	424	164	.721
21. Gary Smith, Redlands	34	424	445	.488
23. Brian Baptiste, Mass.-Dartmouth	22	422	181	.700
23. Herb Hilgeman, Rhodes	29	422	285	.597
25. Bob Campbell, Western Conn. St.	21	421	156	.730
26. Bill Nelson, Johns Hopkins	25	414	236	.637
27. Stan Ogradnik, Trinity (Conn.)	24	409	168	.709
27. Mark Edwards, Washington-St. Louis	24	409	215	.655
29. Bob McVean, Rochester Inst.	27	396	289	.578
30. Dick Peth, Wartburg	20	372	188	.664
31. Bill Harris, Wheaton (Ill.)	20	371	174	.681
32. Jeff Gamber, York (Pa.)	28	370	357	.509

Coach, Team	Years	Won	Lost	Pct.
33. Gerry Matthews, Richard Stockton	19	368	159	.698
34. Steve Bankston, Baldwin-Wallace	25	364	300	.548
35. Bosko Djurickovic, Carthage	19	359	151	.704
36. Kerry Prather, Franklin	22	354	240	.596
37. Charlie Brock, Springfield	25	348	304	.534
37. Jim Walker, Moravian	26	348	306	.532
39. Steve Larson, Edgewood	19	347	204	.630
40. Peter Barry, Coast Guard	23	346	272	.560
41. Bob Johnson, Emory & Henry	25	342	310	.525
42. Bill Brown, Wittenberg	18	335	165	.670
43. Roger Kindel, FDU-Florham	28	334	353	.486
44. Jonathon Halpert, Yeshiva	33	328	407	.446
45. Mike Griffin, Rensselaer	28	325	378	.462
46. Bill Fenlon, DePauw	20	320	191	.626
47. Rich Rider, Cal Lutheran	20	317	197	.617
47. Ed Andrist, Wis.-Stout	16	317	249	.560
49. Gordie James, Willamette	18	307	181	.629
50. Mark Hanson, Gust. Adolphus	15	306	110	.736
51. Bill Leatherman, Bridgewater (Va.)	20	303	216	.584
52. Joe Nesci, New York U.	17	297	141	.678
53. Ray Rankis, Baruch	22	295	281	.512
54. Bruce Wilson, Simpson	20	290	227	.561
55. Todd Raridon, North Central (Ill.)	16	284	135	.678
56. Page Mair, Roanoke	16	283	149	.655
57. Charles Katsiaticas, Pomona-Pitzer	18	281	182	.607
58. Kevin Van de Streek, Calvin	15	280	147	.656
59. Guy Kalland, Carleton	21	278	252	.525
60. Pat Cunningham, Trinity (Tex.)	18	277	206	.573
61. Tim Gilbride, Bowdoin	20	267	216	.553
62. Mike Daley, Nazareth	19	265	230	.535
63. Jerry Rickrode, Wilkes	13	264	86	.754
63. Ted Fiore, Montclair St.	16	264	178	.597
65. Ron Holmes, McMurry	15	261	138	.654
65. Ted Van Dellen, Wis.-Oshkosh	15	261	141	.649
65. Dave Madeira, Muhlenburg	18	261	194	.574
68. Bill Foti, Colby-Sawyer	13	260	91	.741
68. Larry Doty, Linfield	18	260	216	.546
70. Rick Bowen, Wis.-River Falls	19	259	230	.530

Winningest Coaches All-Time

(Minimum 10 head coaching seasons in Division III)

BY PERCENTAGE

Coach (Team coached, tenure)	Years	Won	Lost	Pct.
1. Bo Ryan (Wis.-Platteville 1985-99, Wis.-Milwaukee 00-01, Wisconsin 02-05)*	21	476	140	.773
2. Jim Borcharding (Augustana [Ill.] 1970-84)	15	313	100	.758
3. Harry Sheehy (Williams 1984-00)	17	324	104	.757
4. Jerry Rickrode (Wilkes 1993-05)*	13	264	86	.754
5. Steve Moore (Muhlenberg 1982-87, Wooster 88-05)*	24	499	164	.753
6. Glenn Robinson (Frank. & Marsh. 1972-05)*	34	697	242	.742
7. Bill Foti (Colby-Sawyer 1993-05)*	13	260	91	.741
8. Mike Lonergan (Catholic 1993-04)*	12	251	88	.740
9. Glenn Van Wieren (Hope 1978-05)*	28	536	191	.737
10. Mark Hanson (Gust. Adolphus 1991-05)*	15	306	110	.736
11. Bob Campbell (Western Conn. St. 1985-05)*	21	421	156	.730
12. Rick Simonds (St. Joseph's [Me.] 1980-03)	23	463	176	.725
13. C.J. Woollum (Chris. Newport 85-05)*	21	424	164	.721
14. Dave Darnall (Eureka 1975-94)	20	383	150	.719
15. Joe Campoli (Ohio Northern 1993-05)	13	254	101	.715
16. Bob Gillespie (Ripon 1981-05)*	25	425	172	.712
17. Bob Ward (St. John Fisher 1988-01)	14	261	106	.711
18. James Catalano (N.J. Inst. of Tech. 1980-01)	22	431	176	.710
19. Jerry Welsh (Potsdam St. 1969, 71-91, Iona 92-95)	26	502	205	.710
20. Stan Ogrodnik (Trinity [Conn.] 1982-05)*	24	409	168	.709
21. Dave Vander Meulen (Wis.-Whitewater 1979-01)	23	440	182	.707
22. Bosko Djurickovic (North Park 1985-94, Carthage 1997-05)*	19	359	151	.704
23. Brian Baptiste (Mass.-Dartmouth 1984-05)*	22	422	181	.700
24. Gerry Mathews (Richard Stockton 1987-05)*	19	368	159	.698
25. John Reynders (Allegheny 1980-89)	10	180	78	.698
26. Tom Murphy (Hamilton 1971-04)*	34	602	262	.697
27. Tony Shaver (Hampden-Sydney 1987-03, William & Mary 05)*	19	373	163	.696
28. David Hixon (Amherst 1978-05)*	28	492	216	.695
29. Lewis Levick (Wartburg 1966-93)	28	510	225	.694
30. Charles Brown (New Jersey City 1983-05)*	23	444	199	.691

Coach (Team coached, tenure)	Years	Won	Lost	Pct.
31. James Lancaster (Aurora 1995-05)*	11	198	89	.690
32. Jim Todd (Fitchburg St. 1978-79, Salem St. 88-96)	11	207	93	.690
33. John Dzik (Cabrini 1981-05)	25	481	216	.690
34. Randy Lambert (Maryville [Tenn.] 1981-05)*	25	458	207	.689
35. Bill Harris (King's [N.Y.] 86-91, Wheaton [Ill.] 92-05)*	20	371	174	.681
36. Richard Bihr (Buffalo St. 1980-99, 01-05)	25	449	211	.680
37. Bob Bessoir (Scranton 1973-01)	29	554	263	.678
38. Joe Nesci (New York U. 1989-05)*	17	297	141	.678
39. Todd Raridon (Neb. Wesleyan 1990-04, North Central [Ill.] 05)*	16	284	135	.678
40. Dennie Bridges (Ill. Wesleyan 1966-01)	36	666	320	.675
41. Dave Niland (Penn St.-Behrend 1995-05)*	11	199	97	.672
42. John McCloskey (Alvernia 1992-97, 99-04)	12	227	111	.672
43. Bill Brown (Wooster 83, Kenyon 84-88, Wittenberg 94-05)*	18	335	165	.670
44. Jose Rebinbas (Montclair St. 1995, Wm. Paterson 96-05)*	11	196	98	.667
45. Naylond Hayes (Rust 1970-88)	18	338	169	.667
46. Mike Moran (John Carroll 1993-05)*	13	239	120	.666
47. Dick Whitmore (Colby 1971-01, 03-05)*	34	551	277	.665
48. Steve Fritz (St. Thomas [Minn.] 1981-05)*	25	439	225	.661
49. Ed Douma (Alma 1974, Lake Superior St. 75-78, Kent St. 79-82, UNC Greensboro 83-85, Calvin 85-96, Hillsdale 99-05)*	30	528	275	.658
50. Mark Edwards (Washington-St. Louis 82-05)*	24	409	215	.655
51. Page Mair (Roanoke 1990-05)*	16	283	149	.655
52. Mike Beitzel (Northern Ky. 1981-88, Hanover 89-05)*	25	451	241	.652
53. Rudy Marisa (Waynesburg 1970-03)	34	563	300	.652
54. Keith Bunkenburg (Benedictine [Ill.] 1996-05)*	10	170	91	.651
55. Ted Van Dellen (Wis.-Oshkosh 91-05)*	15	261	141	.649
56. Dick Reynolds (Otterbein 73-05)*	33	583	316	.648
57. Nick Lambros (Hartwick 78-98)	21	352	191	.648
58. Brad McAlester (Lebanon Valley 1995-05)*	11	193	107	.643
59. John Scheinman (St. Joseph's [Me.] 1993, New England Col. 97-99, Plymouth St. 00-05)*	10	175	97	.643
60. Mike Bokosky (Chapman 1993-05)*	13	206	115	.642
61. Doug Riley (St. Andrews 1978-86, Plattsburgh St. 87, Armstrong Atlantic 88-92)	15	245	139	.638
62. Bill Nelson (Rochester Inst. 1981-83, Nazareth 84-86, Johns Hopkins 87-05)*	25	414	236	.637
63. Paul Phillips (Anna Maria 1987-96, Clark [Mass.] 97-04)	18	306	176	.635
64. John Tharp (Lawrence 1995-05)*	11	165	97	.630
65. Steve Larson (Edgewood 1987-05)*	19	347	204	.630
66. Bill Fenlon (Sewanee 1986-88, Rose-Hulman 89-91, Southwestern [Tex.] 92, DePauw 93-05)*	20	320	191	.626
67. Mike Neer (Rochester 1977-05)*	29	476	284	.626
68. Ray Amalbert (Hunter 1989-94, City Tech 02-05)	10	169	101	.626
69. C. Alan Rowe (Widener 1966-98)	33	536	324	.623
70. Steve Brennan (Babson 1996-05)*	10	171	104	.622

*Active coaches

BY VICTORIES

(Minimum 10 head coaching seasons in Division III)

Coach (Team coached, tenure)	Years	Won	Lost	Pct.
1. Glenn Robinson (Frank. & Marsh. 1972-05)*	34	697	242	.742
2. Dennie Bridges (Ill. Wesleyan 1966-01)	36	666	320	.675
3. Jim Smith (St. John's [Minn.] 1965-05)*	41	634	445	.588
4. Tom Murphy (Hamilton 1971-04)*	34	602	262	.697
5. Dick Reynolds (Otterbein 73-05)*	33	583	316	.648
6. Rudy Marisa (Waynesburg 1970-03)	34	563	300	.652
7. Bob Bessoir (Scranton 1973-01)	29	554	263	.678
8. Dick Whitmore (Colby 1971-01, 03-05)*	34	551	277	.665
9. Jim Burson (Muskingum 1968-05)	38	543	255	.681
10. Glenn Van Wieren (Hope 1978-05)*	28	536	191	.737
10. C. Alan Rowe (Widener 1966-98)	33	536	324	.623
12. Ed Douma (Alma 1974, Lake Superior St. 75-78, UNC Greensboro 83-85, Calvin 85-96, Hillsdale 99-05)*	30	528	275	.658
13. Gene Mehaffey (Carson-Newman 1968-78, Ohio Wesleyan 80-99)	31	525	384	.578
14. Lewis Levick (Wartburg 1966-93)	28	510	225	.694
15. Jerry Welsh (Potsdam St. 1969, 71-91, Iona 92-95)	26	502	205	.710
16. Steve Moore (Muhlenberg 1982-87, Wooster 88-05)*	24	499	164	.753
17. David Hixon (Amherst 1978-05)*	28	492	216	.695
18. John Dzik (Cabrini 1981-05)	25	481	216	.690
19. Cliff Garrison (Hendrix 1973-03, Huntingdon 04)	32	479	387	.553
20. Mike Turner (Albion 1975-05)*	31	478	292	.621
21. Bo Ryan (Wis.-Platteville 1985-99, Wis.-Milwaukee 00-01, Wisconsin 02-05)*	21	476	140	.773
21. Mike Neer (Rochester 1977-05)*	29	476	284	.626

Coach (Team coached, tenure)	Years	Won	Lost	Pct.	Coach (Team coached, tenure)	Years	Won	Lost	Pct.
23. Jon Davison (Dubuque 1967-93, Clarke 97-05)*	36	473	450	.512	36. James Catalano (N.J. Inst. of Tech. 1980-01)	22	431	176	.710
24. Rick Simonds (St. Joseph's [Me.] 1980-03)	23	463	176	.725	37. Ollie Gelston (New Jersey City 1960-67, Montclair St. 68-91)	32	429	347	.553
25. Verne Canfield (Wash. & Lee 1965-95)	31	460	337	.577	38. Bob Gillespie (Ripon 1981-05)*	25	425	172	.712
26. Randy Lambert (Maryville [Tenn.] 1981-05)*	25	458	207	.689	39. C.J. Woollum (Chris. Newport 1985-05)*	21	424	164	.721
27. Mike Beitzel (Northern Ky. 1981-88, Hanover 89-05)*	25	451	241	.652	39. Gary Smith (Redlands 1972-05)*	34	424	445	.488
28. Terry Glasgow (Monmouth [Ill.] 1973-05)*	33	450	289	.609	41. Brian Baptiste (Mass.-Dartmouth 1984-05)*	22	422	181	.700
29. Richard Bihr (Buffalo St. 1980-99, 01-05)	25	449	211	.680	41. Herb Hilgeman (Rhodes 1977-05)*	29	422	285	.597
30. Mac Petty (Sewanee 1974-76, Wabash 77-05)*	32	447	354	.558	43. Bob Campbell (Western Conn. St. 1985-05)*	21	421	156	.730
31. Charles Brown (New Jersey City 1983-05)*	23	444	199	.691	44. Bill Nelson (Rochester Inst. 1981-83, Nazareth 84-86, Johns Hopkins 87-05)*	25	414	236	.637
31. Leon Richardson (Ozarks [Mo.] 1956, Dubuque 58-59, Drury 60-65, William Penn 75-01)	36	444	442	.501	45. Don Smith (Elizabethtown 1955-64, Bucknell 65-72, Elizabethtown 73-88)	34	413	381	.520
33. Lee McKinney (Mo. Baptist 1979-88, Fontbonne 89-05)*	27	441	318	.581	46. Stan Ogrodnik (Trinity [Conn.] 1982-05)*	24	409	168	.709
34. Dave Vander Meulen (Wis.-Whitewater 1979-01)	23	440	182	.707	46. Mark Edwards (Washington-St. Louis 1982-05)* ..	24	409	215	.655
35. Steve Fritz (St. Thomas [Minn.] 1981-05)*	25	439	225	.661					

* Active coaches.



Championships

Division I Championship	174
Division II Championship	197
Division III Championship	202

Division I Championship

2005 Results

OPENING ROUND

Oakland 79, Alabama A&M 69

FIRST ROUND

Illinois 67, Fairleigh Dickinson 55
 Nevada 61, Texas 57
 Wis.-Milwaukee 83, Alabama 73
 Boston College 85, Penn 65
 UAB 82, LSU 68
 Arizona 66, Utah St. 53
 Southern Ill. 65, St. Mary's (Cal.) 56
 Oklahoma St. 63, Southeastern La. 50
 Washington 88, Montana 77
 Pacific 79, Pittsburgh 71
 Georgia Tech 80, George Washington 68
 Louisville 68, La-Lafayette 62
 Texas Tech 78, UCLA 66
 Gonzaga 74, Winthrop 64
 West Virginia 63, Creighton 61
 Wake Forest 70, Chattanooga 54
 North Carolina 96, Oakland 68
 Iowa St. 64, Minnesota 53
 Villanova 55, New Mexico 47
 Florida 67, Ohio 62
 Wisconsin 57, UNI 52
 Bucknell 64, Kansas 63
 North Carolina St. 75, Charlotte 63
 Connecticut 77, UCF 71
 Duke 57, Delaware St. 46
 Mississippi St. 93, Stanford 70
 Michigan St. 89, Old Dominion 81
 Vermont 60, Syracuse 57 (ot)
 Utah 60, UTEP 54
 Oklahoma 84, Niagara 67
 Cincinnati 76, Iowa 64
 Kentucky 72, Eastern Ky. 64

SECOND ROUND

Illinois 71, Nevada 59
 Wis.-Milwaukee 83, Boston College 75
 Arizona 85, UAB 63
 Oklahoma St. 85, Southern Ill. 77
 Washington 97, Pacific 79
 Louisville 76, Georgia Tech 54
 Texas Tech 71, Gonzaga 69
 West Virginia 111, Wake Forest 105 (2 ot)
 North Carolina 92, Iowa St. 65
 Villanova 76, Florida 65
 Wisconsin 71, Bucknell 62
 North Carolina St. 65, Connecticut 62
 Duke 63, Mississippi St. 55
 Michigan St. 72, Vermont 61
 Utah 67, Oklahoma 58
 Kentucky 69, Cincinnati 60

REGIONAL SEMIFINALS

Illinois 77, Wis.-Milwaukee 63
 Arizona 79, Oklahoma St. 78
 Louisville 93, Washington 79
 West Virginia 65, Texas Tech 60
 North Carolina 67, Villanova 66
 Wisconsin 65, North Carolina St. 56
 Michigan St. 78, Duke 68
 Kentucky 62, Utah 52

REGIONAL FINALS

Illinois 90, Arizona 89 (ot)
 Louisville 93, West Virginia 85 (ot)
 North Carolina 88, Wisconsin 82
 Michigan St. 94, Kentucky 88 (2 ot)

SEMIFINALS

Illinois 72, Louisville 58
 North Carolina 87, Michigan St. 71

CHAMPIONSHIP

North Carolina 75, Illinois 70

North Carolina 87, Michigan St. 71

Michigan St.	FG-FGA	FTM-FTA	RB	PF	TP
Alan Anderson	0-4	0-0	4	3	0
Paul Davis	6-16	2-4	15	3	14
Shannon Brown	6-14	0-0	1	2	15
Drew Neitzel	1-3	0-1	3	2	2
Maurice Ager	6-18	10-10	3	1	24
Chris Hill	1-6	0-0	1	2	3
Matt Trannon	1-1	2-2	3	3	4
Anthony Hamo	0-0	0-0	1	0	0
Kelvin Torbert	4-11	0-0	5	1	9
Tim Bograkovs	0-0	0-1	1	1	0
Drew Nymich	0-1	0-0	4	1	0
Andy Harvey	0-0	0-0	0	0	0
Delco Rowley	0-0	0-0	0	0	0
Team			1		
TOTALS	25-74	14-18	42	19	71

North Carolina	FG-FGA	FTM-FTA	RB	PF	TP
Jawad Williams	9-13	0-0	8	1	20
Rashad McCants	7-11	1-2	6	1	17
Sean May	9-18	4-6	7	2	22
Raymond Felton	6-12	2-2	8	2	16
Jackie Manuel	0-1	0-0	3	5	0
Jesse Holley	0-1	0-0	1	0	0
Melvin Scott	0-2	4-4	2	1	4
Reyshawn Terry	1-2	0-0	0	0	2
Quentin Thomas	0-0	0-0	1	0	0
Charlie Everett	0-0	0-0	0	0	0
Wes Miller	0-0	0-0	0	0	0
Marvin Williams	1-6	0-0	8	3	2
David Noel	2-5	0-3	4	2	4
C.J. Hooker	0-0	0-0	0	0	0
Team			3		
TOTALS	35-71	11-17	51	17	87

Halftime: Michigan St. 38, North Carolina 33. Three-point field goals: Michigan St. 7-23 (Davis 0-1, Brown 3-6, Neitzel 0-1, Ager 2-6, Hill 1-5, Torbert 1-4); North Carolina 6-20 (J. Williams 2-5, McCants 2-3, Felton 2-6, Holley 0-1, Scott 0-2, Terry 0-1, M. Williams 0-1, Neol 0-1). Officials: Robert Donato, Reggie Greenwood, Randy McCall. Attendance: 47,754.

Final Four Box Scores

SEMIFINALS

APRIL 2 IN ST. LOUIS
 Illinois 72, Louisville 57

Louisville	FG-FGA	FTM-FTA	RB	PF	TP
Marvin Lewis	3-9	0-0	1	3	6
Ellis Myles	8-12	1-1	7	3	17
Juan Palacios	0-0	0-0	4	1	0
Francisco Garcia	2-10	0-0	1	2	4
Taquan Dean	4-15	2-2	1	3	12
Larry O'Bannon	4-10	2-2	4	1	12
Lorenzo Wade	2-0	0-0	0	0	0
Brandon Jenkins	2-3	2-2	2	1	8
Otis George	1-4	2-5	6	2	4
Team			1		
TOTALS	21-54	9-12	26	13	57

Illinois	FG-FGA	FTM-FTA	RB	PF	TP
James Augustine	1-3	4-6	11	1	6
Roger Powell Jr.	9-13	0-0	5	2	20
Luther Head	6-13	2-2	6	1	20
Deron Williams	2-7	0-0	5	2	5
Dee Brown	3-10	0-0	3	2	8
Richard McBride	0-1	0-0	1	0	0
Warren Carter	0-0	0-0	0	0	0
Nick Smith	2-3	0-0	0	1	4
Jack Ingram	4-6	0-0	5	3	9
Team			2		
TOTALS	27-56	6-8	38	12	72

Halftime: Illinois 31, Louisville 28. Three-point field goals: Louisville 6-20 (Garcia 0-4, Dean 2-9, O'Bannon 2-5, Jenkins 2-2); Illinois 12-30 (Powell 2-3, Head 6-11, Williams 1-5, Brown 2-9, McBride 0-1, Ingram 1-1). Officials: James Burr, Ed Hightower, Doug Shows. Attendance: 47,754.

NATIONAL CHAMPIONSHIP

APRIL 4 IN ST. LOUIS
 North Carolina 75, Illinois 70

North Carolina	FG-FGA	FTM-FTA	RB	PF	TP
Jawad Williams	3-6	0-0	5	1	9
Rashad McCants	6-15	0-0	2	0	14
Sean May	10-11	6-8	10	1	26
Raymond Felton	4-9	5-6	3	4	17
Jackie Manuel	0-1	0-2	3	4	0
Melvin Scott	0-2	0-0	2	0	0
Reyshawn Terry	0-0	0-0	0	0	0
Quentin Thomas	0-0	0-0	1	1	0
Marvin Williams	4-8	0-1	5	2	8
David Noel	0-0	1-2	3	0	1
Team			0		
TOTALS	27-52	12-19	34	13	75

Illinois	FG-FGA	FTM-FTA	RB	PF	TP
James Augustine	0-3	0-0	2	5	0
Roger Powell Jr.	4-10	0-0	14	2	9
Luther Head	8-21	0-0	5	1	21
Deron Williams	7-16	0-2	4	4	17
Dee Brown	4-10	2-2	4	1	12
Richard McBride	0-0	0-0	0	0	0
Warren Carter	0-1	0-0	1	1	0
Nick Smith	0-0	0-0	0	0	0
Jack Ingram	4-9	2-2	7	4	11
Team			2		
TOTALS	27-70	4-6	39	18	70

Halftime: North Carolina 40, Illinois 27. Three-point field goals: North Carolina 9-16 (J. Williams 3-4, McCants 2-5, Felton 4-5, Scott 0-1, M. Williams 0-1); Illinois 12-40 (Powell 1-2, Head 5-16, Williams 3-10, Brown 2-8, Carter 0-1, Ingram 1-3). Officials: Ed Corbett, John Cahill, Verne Harris. Attendance: 47,262.



Photo from Louisville Sports Information

Francisco Garcia was one of Louisville's leaders during the 2004-05 campaign, but was held to only four points in the Cardinals' Final Four loss to Illinois last season.

Year-by-Year Results

Season	Champion	Score	Runner-Up	Third Place	Fourth Place
1939	Oregon	46-33	Ohio St.	+Oklahoma	+Villanova
1940	Indiana	60-42	Kansas	+Duquesne	+Southern California
1941	Wisconsin	39-34	Washington St.	+Pittsburgh	+Arkansas
1942	Stanford	53-38	Dartmouth	+Colorado	+Kentucky
1943	Wyoming	46-34	Georgetown	+Texas	+DePaul
1944	Utah	42-40 (ot)	Dartmouth	+Iowa St.	+Ohio St.
1945	Oklahoma St.	49-45	New York U.	+Arkansas	+Ohio St.
1946	Oklahoma St.	43-40	North Carolina	Ohio St.	California
1947	Holy Cross	58-47	Oklahoma	Texas	CCNY
1948	Kentucky	58-42	Baylor	Holy Cross	Kansas St.
1949	Kentucky	46-36	Oklahoma St.	Illinois	Oregon St.
1950	CCNY	71-68	Bradley	North Carolina St.	Baylor
1951	Kentucky	68-58	Kansas St.	Illinois	Oklahoma St.
1952	Kansas	80-63	St. John's (N.Y.)	Illinois	Santa Clara
1953	Indiana	69-68	Kansas	Washington	LSU
1954	La Salle	92-76	Bradley	Penn St.	Southern California
1955	San Francisco	77-63	La Salle	Colorado	Iowa
1956	San Francisco	83-71	Iowa	Temple	Southern Methodist
1957	North Carolina	54-53 (3ot)	Kansas	San Francisco	Michigan St.
1958	Kentucky	84-72	Seattle	Temple	Kansas St.
1959	California	71-70	West Virginia	Cincinnati	Louisville
1960	Ohio St.	75-55	California	Cincinnati	New York U.
1961	Cincinnati	70-65 (ot)	Ohio St.	*St. Joseph's	Utah
1962	Cincinnati	71-59	Ohio St.	Wake Forest	UCLA
1963	Loyola (Ill.)	60-58 (ot)	Cincinnati	Duke	Oregon St.
1964	UCLA	98-83	Duke	Michigan	Kansas St.
1965	UCLA	91-80	Michigan	Princeton	Wichita St.
1966	UTEP	72-65	Kentucky	Duke	Utah
1967	UCLA	79-64	Dayton	Houston	North Carolina
1968	UCLA	78-55	North Carolina	Ohio St.	Houston
1969	UCLA	92-72	Purdue	Drake	North Carolina
1970	UCLA	80-69	Jacksonville	New Mexico St.	St. Bonaventure
1971	UCLA	68-62	*Villanova	*Western Ky.	Kansas
1972	UCLA	81-76	Florida St.	North Carolina	Louisville
1973	UCLA	87-66	Memphis	Indiana	Providence
1974	North Carolina St.	76-64	Marquette	UCLA	Kansas
1975	UCLA	92-85	Kentucky	Louisville	Syracuse
1976	Indiana	86-68	Michigan	UCLA	Rutgers
1977	Marquette	67-59	North Carolina	UNLV	Charlotte
1978	Kentucky	94-88	Duke	Arkansas	Notre Dame
1979	Michigan St.	75-64	Indiana St.	DePaul	Penn
1980	Louisville	59-54	*UCLA	Purdue	Iowa
1981	Indiana	63-50	North Carolina	Virginia	LSU
1982	North Carolina	63-62	Georgetown	+Houston	+Louisville
1983	North Carolina St.	54-52	Houston	+Georgia	+Louisville
1984	Georgetown	84-75	Houston	+Kentucky	+Virginia
1985	Villanova	66-64	Georgetown	+St. John's (N.Y.)	+*Memphis
1986	Louisville	72-69	Duke	+Kansas	+LSU
1987	Indiana	74-73	Syracuse	+UNLV	+Providence
1988	Kansas	83-79	Oklahoma	+Arizona	+Duke
1989	Michigan	80-79 (ot)	Seton Hall	+Duke	+Illinois
1990	UNLV	103-73	Duke	+Arkansas	+Georgia Tech
1991	Duke	72-65	Kansas	+UNLV	+North Carolina
1992	Duke	71-51	Michigan	+Cincinnati	+Indiana
1993	North Carolina	77-71	Michigan	+Kansas	+Kentucky
1994	Arkansas	76-72	Duke	+Arizona	+Florida
1995	UCLA	89-78	Arkansas	+North Carolina	+Oklahoma St.
1996	Kentucky	76-67	Syracuse	+Massachusetts	+Mississippi St.
1997	Arizona	84-79 (ot)	Kentucky	+Minnesota	+North Carolina
1998	Kentucky	78-69	Utah	+North Carolina	+Stanford
1999	Connecticut	77-74	Duke	+Michigan St.	+Ohio St.
2000	Michigan St.	89-76	Florida	+North Carolina	+Wisconsin
2001	Duke	82-72	Arizona	+Maryland	+Michigan St.
2002	Maryland	64-52	Indiana	+Kansas	+Oklahoma
2003	Syracuse	81-78	Kansas	+Marquette	+Texas
2004	Connecticut	82-73	Georgia Tech	+Duke	+Oklahoma St.
2005	North Carolina	75-70	Illinois	+Louisville	+Michigan St.

+tied for third place; *later vacated

Season	Site of Finals
1939	Evanston, Ill.
1940	Kansas City, Mo.
1941	Kansas City, Mo.
1942	Kansas City, Mo.
1943	New York City
1944	New York City
1945	New York City
1946	New York City
1947	New York City
1948	New York City
1949	Seattle

Coach of Champion
Howard Hobson, Oregon
Branch McCracken, Indiana
Harold Foster, Wisconsin
Everett Dean, Stanford
Everett Shelton, Wyoming
Vadal Peterson, Utah
Hank Iba, Oklahoma St.
Hank Iba, Oklahoma St.
Alvin Julian, Holy Cross
Adolph Rupp, Kentucky
Adolph Rupp, Kentucky

Outstanding Player Award

Jimmy Hull, Ohio St.
Marvin Huffman, Indiana
John Kotz, Wisconsin
Howard Dallmar, Stanford
Ken Sailors, Wyoming
Arnold Ferrin, Utah
Bob Kurland, Oklahoma St.
Bob Kurland, Oklahoma St.
George Kaftan, Holy Cross
Alex Groza, Kentucky
Alex Groza, Kentucky



Photo from AP/Wide World Photos

Despite the play of Ohio State's John Schick (white jersey), the Buckeyes lost to "The Tall Firs" of Oregon in the first NCAA championship game in 1939.



Photo from NCAA files

Villanova scored a big upset in the 1985 NCAA final over Georgetown as tournament most outstanding player Ed Pinckney and his teammates made a Final Four-record 78.6 percent of their shots from the field.

Season	Player, Team	G	FG	FTM	Pts.	Avg.
1968	Elvin Hayes, Houston	5	70	27	167	33.4
1969	Rick Mount, Purdue	4	49	24	122	30.5
1970	Austin Carr, Notre Dame	3	68	22	158	52.7
1971	*Jim McDaniels, Western Ky.	5	61	25	147	29.4
	Austin Carr, Notre Dame	3	48	29	125	41.7
1972	Jim Price, Louisville	4	41	21	103	25.8
1973	Ernie DiGregorio, Providence	5	59	10	128	25.6
1974	David Thompson, North Carolina St.	4	38	21	97	24.3
1975	Jim Lee, Syracuse	5	51	17	119	23.8
1976	Scott May, Indiana	5	45	23	113	22.6
1977	Cedric Maxwell, Charlotte	5	39	45	123	24.6
1978	Mike Gminski, Duke	5	45	19	109	21.8
1979	Tony Price, Penn	6	58	26	142	23.7
1980	Joe Barry Carroll, Purdue	6	63	32	158	26.3
1981	Al Wood, North Carolina	5	44	21	109	21.8
1982	Rob Williams, Houston	5	30	28	88	17.6
1983	Dereck Whittenburg, North Carolina St.	6	47	26	120	20.0
1984	Roosevelt Chapman, Dayton	4	35	35	105	26.3
1985	Chris Mullin, St. John's (N.Y.)	5	39	32	110	22.0
1986	Johnny Dawkins, Duke	6	66	21	153	25.5

Season	Player, Team	G	FG	3FG	FTM	Pts.	Avg.
1987	Steve Alford, Indiana	6	42	21	33	138	23.0
	Rony Seikaly, Syracuse	6	87	0	32	138	23.0
1988	Danny Manning, Kansas	6	69	2	23	163	27.2
1989	Glen Rice, Michigan	6	75	27	7	184	30.7
1990	Dennis Scott, Georgia Tech	5	51	24	27	153	30.6
1991	Christian Laettner, Duke	6	37	2	49	125	20.8
1992	Christian Laettner, Duke	6	39	7	30	115	19.2
1993	Donald Williams, North Carolina	6	40	22	16	118	19.7
1994	Khalid Reeves, Arizona	5	45	8	39	137	27.4
1995	Corliss Williamson, Arkansas	6	49	0	27	125	20.8
1996	John Wallace, Syracuse	6	47	7	30	131	21.8
1997	Miles Simon, Arizona	6	42	10	38	132	22.0
1998	Michael Doleac, Utah	6	34	2	45	115	19.2
1999	Richard Hamilton, Connecticut	6	56	7	26	145	24.2
2000	Morris Peterson, Michigan St.	6	35	15	20	105	17.5
2001	Jason Williams, Duke	6	52	23	27	154	25.7
2002	Juan Dixon, Maryland	6	52	22	29	155	25.8
2003	Carmelo Anthony, Syracuse	6	47	10	17	121	20.2
2004	Ben Gordon, Connecticut	6	37	14	39	127	21.2
2005	Sean May, North Carolina	6	52	0	30	134	22.3

*later vacated

HIGHEST SCORING AVERAGE

Season	Player, Team	G	FG	FTM	Pts.	Avg.
1939	Jim Hull, Ohio St.	3	22	14	58	19.3
1940	Howard Engleman, Kansas	3	18	3	39	13.0
	Bob Kinney, Rice	2	12	2	26	13.0
1941	John Adams, Arkansas	2	21	6	48	24.0
1942	Chet Palmer, Rice	2	19	5	43	21.5
	Jim Pollard, Stanford	2	20	3	43	21.5
1943	John Hargis, Texas	2	21	17	59	29.5
1944	Nick Bozolich, Pepperdine	2	17	11	45	22.5
1945	Dick Wilkins, Oregon	2	19	6	44	22.0
1946	Bob Kurland, Oklahoma St.	3	28	16	72	24.0
1947	George Kaftan, Holy Cross	3	25	13	63	21.0
1948	Jack Nichols, Washington	2	13	13	39	19.5
1949	Alex Groza, Kentucky	3	31	20	82	27.3
1950	Sam Ranzino, North Carolina St.	3	25	25	75	25.0
1951	William Kukoy, North Carolina St.	3	25	19	69	23.0
1952	Clyde Lovellette, Kansas	4	53	35	141	35.3
1953	Bob Houbregs, Washington	4	57	25	139	34.8
1954	John Clune, Navy	3	30	19	79	26.3
1955	Terry Rand, Marquette	3	31	11	73	24.3
1956	Hal Lear, Temple	5	63	34	160	32.0
1957	Wilt Chamberlain, Kansas	4	40	41	121	30.3
1958	Wayne Embry, Miami (Ohio)	3	32	19	83	27.7
1959	Jerry West, West Virginia	5	57	46	160	32.0
1960	Jerry West, West Virginia	3	35	35	105	35.0
1961	Billy McGill, Utah	4	49	21	119	29.8
1962	Len Chappell, Wake Forest	5	45	44	134	26.8
1963	Barry Kramer, New York U.	3	31	28	100	33.3
1964	Jeff Mullins, Duke	4	50	16	116	29.0
1965	Bill Bradley, Princeton	5	65	47	147	35.4
1966	Jerry Chambers, Utah	4	55	33	143	35.8
1967	Lew Alcindor, UCLA	4	39	28	106	26.5
1968	Elvin Hayes, Houston	5	70	27	167	33.4
1969	Rick Mount, Purdue	4	49	24	122	30.5
1970	Austin Carr, Notre Dame	3	68	22	158	52.7
1971	Austin Carr, Notre Dame	3	48	29	125	41.7
1972	*Dwight Lamar, La.-Lafayette	4	41	18	100	33.3
	Jim Price, Louisville	4	41	21	103	25.8
1973	Larry Finch, Memphis	4	34	39	107	26.8
1974	John Shumate, Notre Dame	3	35	16	86	28.7
1975	Adrian Danley, Notre Dame	3	29	34	92	30.7

Season	Player, Team	G	FG	FTM	Pts.	Avg.
1976	Willie Smith, Missouri	3	38	18	94	31.3
1977	Cedric Maxwell, Charlotte	5	39	45	123	24.6
1978	Dave Corzine, DePaul	3	33	16	82	27.3
1979	Larry Bird, Indiana St.	5	52	32	136	27.2
1980	Joe Barry Carroll, Purdue	6	63	32	158	26.3
1981	Al Wood, North Carolina	5	44	21	109	21.8
1982	Oliver Robinson, UAB	3	27	12	66	22.0
1983	Greg Stokes, Iowa	3	24	13	61	20.3
1984	Roosevelt Chapman, Dayton	4	35	35	105	26.3
1985	Kenny Walker, Kentucky	3	28	19	75	25.0
1986	David Robinson, Navy	4	35	40	110	27.5

Season	Player, Team	G	FG	3FG	FTM	Pts.	Avg.
1987	Fennis Dembo, Wyoming	3	25	11	23	84	28.0
1988	Danny Manning, Kansas	6	69	2	23	163	27.2
1989	Glen Rice, Michigan	6	75	27	7	184	30.7
1990	Bo Kimble, Loyola Marymount	4	51	15	26	143	35.8
1991	Terry Dehere, Seton Hall	4	34	12	17	97	24.3
1992	Jamal Mashburn, Kentucky	4	34	6	22	96	24.0
1993	Calbert Cheaney, Indiana	4	40	3	23	106	26.5
1994	Gary Collier, Tulsa	3	30	13	21	94	31.3
1995	Darryl Wilson, Mississippi St.	3	21	9	22	73	24.3
1996	Allen Iverson, Georgetown	4	38	12	23	111	27.8
1997	Dedric Willoughby, Iowa St.	3	24	14	12	74	24.7
1998	Khalid El-Amin, Connecticut	4	30	10	23	93	23.3
1999	Wally Szczerbiak, Miami (Ohio)	3	32	11	15	90	30.0
2000	Marcus Fizer, Iowa St.	4	32	2	14	80	20.0
2001	Jason Williams, Duke	6	52	23	27	154	25.7
2002	Caron Butler, Connecticut	4	32	8	34	106	26.5
2003	Dahntay Jones, Duke	3	25	8	16	74	24.7
2004	Gerry McNamara, Syracuse	3	19	15	27	80	26.7
2005	Joah Tucker, Wis.-Milwaukee	3	25	6	20	76	25.3

*later vacated

REBOUNTING LEADERS

Season	Player, Team	G	Reb.	Avg.
1951	Bill Spivey, Kentucky	4	65	16.3
1957	John Green, Michigan St.	4	77	19.3
1958	Elgin Baylor, Seattle	5	91	18.2
1959	Jerry West, West Virginia	5	73	14.6
1960	Tom Sanders, New York U.	5	83	16.6
1961	Jerry Lucas, Ohio St.	4	73	18.3
1962	Len Chappell, Wake Forest	5	86	17.2
1963	Nate Thurmond, Bowling Green	3	70	23.3
	Vic Rouse, Loyola (Ill.)	5	70	14.0
	Paul Silas, Creighton	3	57	19.0
1964	Bill Bradley, Princeton	5	57	11.4
1966	Jerry Chambers, Utah	4	56	14.0
1967	Don May, Dayton	5	82	16.4
1968	Elvin Hayes, Houston	5	97	19.4
1969	Lew Alcindor, UCLA	4	64	16.0
1970	Artis Gilmore, Jacksonville	5	93	18.6
1971	*Clarence Glover, Western Ky.	5	89	17.8
	Sidney Wicks, UCLA	4	52	13.0
1972	Bill Walton, UCLA	4	64	16.0
1973	Bill Walton, UCLA	4	58	14.5
1974	Tom Burleson, North Carolina St.	4	61	15.3
1975	Richard Washington, UCLA	5	60	12.0
1976	Phil Hubbard, Michigan	5	61	12.2
1977	Cedric Maxwell, Charlotte	5	64	12.8
1978	Eugene Banks, Duke	5	50	10.0
1979	Larry Bird, Indiana St.	5	67	13.4
1980	*Mike Sanders, UCLA	6	60	10.0
1981	Cliff Levingston, Wichita St.	4	53	13.3
1982	Clyde Drexler, Houston	5	42	8.4
1983	Akeem Olajuwon, Houston	5	65	13.0
1984	Akeem Olajuwon, Houston	5	57	11.4
1985	Ed Pinckney, Villanova	6	48	8.0
1986	Pervis Ellison, Louisville	6	57	9.5
1987	Derrick Coleman, Syracuse	6	73	12.2
1988	Danny Manning, Kansas	6	56	9.3
1989	Daryll Walker, Seton Hall	6	58	9.7
1990	Larry Johnson, UNLV	6	75	12.5
1991	Larry Johnson, UNLV	5	51	10.2
1992	*Chris Webber, Michigan	6	58	9.7
1993	*Chris Webber, Michigan	6	68	11.3
1994	Cherokee Parks, Duke	6	55	9.2
1995	Ed O'Bannon, UCLA	6	54	9.0
1996	Tim Duncan, Wake Forest	4	52	13.0
1997	A.J. Bramlett, Arizona	6	62	10.3
1998	Antawn Jamison, North Carolina	5	63	12.6
1999	Elton Brand, Duke	6	55	9.2
2000	Brendan Haywood, North Carolina	5	48	9.6
2001	Shane Battier, Duke	6	61	10.2
2002	Drew Gooden, Kansas	5	61	12.2

CHAMPIONSHIPS

Season	Player, Team	G	Reb.	Avg.
2003	Nick Collison, Kansas	6	81	13.5
2004	Emeka Okafor, Connecticut	6	68	11.3
2005	Sean May, North Carolina	6	64	10.7

*later vacated

HIGHEST REBOUNDING AVERAGE

Season	Player, Team	G	Reb.	Avg.
1951	Bill Spivey, Kentucky	4	65	16.3
1957	John Green, Michigan St.	4	77	19.3
1958	Elgin Baylor, Seattle	5	91	18.2
1959	Oscar Robertson, Cincinnati	4	63	15.8
1960	Howard Jolliff, Ohio	3	64	21.3
1961	Jerry Lucas, Ohio St.	4	73	18.3
1962	Mel Counts, Oregon St.	3	53	17.7
1963	Nate Thurmond, Bowling Green	3	70	23.3
1964	Paul Silas, Creighton	3	57	19.0
1965	James Ware, Oklahoma City	3	55	18.3
1966	Elvin Hayes, Houston	3	50	16.7
1967	Don May, Dayton	5	82	16.4
1968	Elvin Hayes, Houston	5	97	19.4
1969	Lew Alcindor, UCLA	4	64	16.0
1970	Artis Gilmore, Jacksonville	5	93	18.6
1971	*Clarence Glover, Western Ky.	5	89	17.8
	Collis Jones, Notre Dame	3	49	16.3
1972	Bill Walton, UCLA	4	64	16.0
1973	Bill Walton, UCLA	4	58	14.5
1974	Marvin Barnes, Providence	3	51	17.0
1975	Mike Franklin, Cincinnati	3	49	16.3
1976	Al Fleming, Arizona	3	39	13.0
1977	Phil Hubbard, Michigan	3	45	15.0
1978	Greg Kelsner, Michigan St.	3	37	12.3
1979	Larry Bird, Indiana St.	5	67	13.4
1980	Durand Macklin, LSU	3	31	10.3
1981	Cliff Levingston, Wichita St.	4	53	13.3
1982	Ed Pinckney, Villanova	3	30	10.0
1983	Akeem Olajuwon, Houston	5	65	13.0
1984	*Keith Lee, Memphis	3	37	12.3
	Akeem Olajuwon, Houston	5	57	11.4
1985	Karl Malone, Louisiana Tech	3	40	13.3
1986	David Robinson, Navy	4	47	11.8
1987	Derrick Coleman, Syracuse	6	73	12.2
1988	Pervis Ellison, Louisville	3	33	11.0
1989	Pervis Ellison, Louisville	3	31	10.3
	Stacey King, Oklahoma	3	31	10.3
1990	Dale Davis, Clemson	3	44	14.7
1991	Byron Houston, Oklahoma St.	3	36	12.0
1992	Doug Edwards, Florida St.	3	32	10.7
1993	*Chris Webber, Michigan	6	68	11.3
1994	*Juwan Howard, Michigan	6	51	12.8
1995	Tim Duncan, Wake Forest	3	43	14.3
1996	Tim Duncan, Wake Forest	4	52	13.0
1997	Paul Pierce, Kansas	3	36	12.0
1998	Antawn Jamison, North Carolina	5	63	12.6
1999	Eduardo Najera, Oklahoma	3	35	11.7
2000	Eric Coley, Tulsa	4	43	10.8
2001	Dan Gadzuric, UCLA	3	36	12.0
2002	Drew Gooden, Kansas	5	61	12.2
2003	Nick Collison, Kansas	6	81	13.5
2004	Emeka Okafor, Connecticut	6	68	11.3
2005	Paul Davis, Michigan St.	5	58	11.6

*later vacated

TOP 10 INDIVIDUAL LEADERS

Single-Game

POINTS

- 61, Austin Carr, Notre Dame vs. Ohio, 1st R, 3-7-1970
- 58, Bill Bradley, Princeton vs. Wichita St., N3d, 3-20-1965
- 56, Oscar Robertson, Cincinnati vs. Arkansas, R3d, 3-15-1958
- 52, Austin Carr, Notre Dame vs. Kentucky, RSF, 3-12-1970
- 52, Austin Carr, Notre Dame vs. TCU, 1st R, 3-13-1971
- 50, David Robinson, Navy vs. Michigan, 1st R, 3-12-1987
- 49, Elvin Hayes, Houston vs. Loyola (Ill.), 1st R, 3-9-1968
- 48, Hal Lear, Temple vs. Southern Methodist, N3d, 3-23-1956
- 47, Austin Carr, Notre Dame vs. Houston, R3d, 3-20-1971
- 46, Dave Corzine, DePaul vs. Louisville, RSF, 3-17-1978 (2 ot)

REBOUNDS

- 34, Fred Cohen, Temple vs. Connecticut, RSF, 3-16-1956
- 31, Nate Thurmond, Bowling Green vs. Mississippi St., R3d, 3-16-1963
- 30, Jerry Lucas, Ohio St. vs. Kentucky, RF, 3-18-1961
- 29, Toby Kimball, Connecticut vs. St. Joseph's, 1st R, 3-8-1965
- 28, Elvin Hayes, Houston vs. Pacific, R3d, 3-12-1966
- 27, Bill Russell, San Francisco vs. Iowa, CH, 3-19-1956

- 27, John Green, Michigan St. vs. Notre Dame, RSF, 3-15-1957
- 27, Paul Silas, Creighton vs. Oklahoma City, 1st R, 3-9-1964
- 27, Elvin Hayes, Houston vs. Loyola (Ill.), 1st R, 3-9-1968
- 26, Howard Jolliff, Ohio vs. Georgia Tech, RSF, 3-11-1960
- 26, Phil Hubbard, Michigan vs. Detroit, RSF, 3-17-1977

REBOUNDS SINCE 1973

- 26, Phil Hubbard, Michigan vs. Detroit, RSF, 3-17-1977
- 24, Tom Burleson, North Carolina St. vs. Providence, RSF, 3-14-1974
- 23, Kent Benson, Indiana vs. Kentucky, RF, 3-22-1975
- 22, Larry Kenon, Memphis vs. Providence, NSF, 3-26-1973
- 22, Akeem Olajuwon, Houston vs. Louisville, NSF, 1983
- 22, Tim Duncan, Wake Forest vs. Oklahoma St., RSF, 3-24-1995
- 22, Tim Duncan, Wake Forest vs. St. Mary's (Cal.), 1st R, 3-14-1997
- 21, Marvin Barnes, Providence vs. Furman, R3d, 3-16-1974
- 21, Leon Douglas, Alabama vs. Arizona St., 1st R, 3-15-1975
- 21, Ralph Sampson, Virginia vs. UAB, RSF, 3-18-1982
- 21, Loy Vaught, Michigan vs. Illinois St., 1st R, 3-16-1990

Series

POINTS

- 184, Glen Rice, Michigan, 1989 (6 games)
- 177, Bill Bradley, Princeton, 1965 (5)
- 167, Elvin Hayes, Houston, 1968 (5)
- 163, Danny Manning, Kansas, 1988 (6)
- 160, Hal Lear, Temple, 1956 (5)
- 160, Jerry West, West Virginia, 1959 (5)
- 158, Austin Carr, Notre Dame, 1970 (3)
- 158, Joe Barry Carroll, Purdue, 1980 (6)
- 155, Juan Dixon, Maryland, 2002 (6)
- 154, Jason Williams, Duke, 2001 (6)

SCORING AVERAGE

- 52.7 (158 points in 3 games), Austin Carr, Notre Dame, 1970
- 41.7 (125 in 3), Austin Carr, Notre Dame, 1971
- 35.8 (143 in 4), Jerry Chambers, Utah, 1966
- 35.8 (143 in 4), Bo Kimble, Loyola Marymount, 1990
- 35.4 (177 in 5), Bill Bradley, Princeton, 1965
- 35.3 (141 in 4), Clyde Lovelette, Kansas, 1952
- 35.0 (140 in 4), Gail Goodrich, UCLA, 1965
- 35.0 (105 in 3), Jerry West, West Virginia, 1960
- 34.8 (139 in 4), Bob Houbregs, Washington, 1953
- 33.4 (167 in 5), Elvin Hayes, Houston, 1968

REBOUNDS

- 97, Elvin Hayes, Houston, 1968 (5 games)
- 93, Artis Gilmore, Jacksonville, 1970 (5)
- 91, Elgin Baylor, Seattle, 1958 (5)
- 90, Sam Lacey, New Mexico St., 1970 (5)
- 89, *Clarence Glover, Western Ky., 1971 (5)
- 86, Len Chappell, Wake Forest, 1962 (5)
- 83, Tom Sanders, New York U., 1960 (5)
- 82, Don May, Dayton, 1967 (5)
- 81, Nick Collison, Kansas, 2003 (6)
- 77, John Green, Michigan St., 1957 (4)

REBOUNDS SINCE 1973

- 81, Nick Collison, Kansas, 2003 (6 games)
- 75, Larry Johnson, UNLV, 1990 (6)
- 73, Derrick Coleman, Syracuse, 1987 (6)
- 68, *Chris Webber, Michigan, 1993 (6)
- 68, Emeka Okafor, Connecticut, 2004 (6)
- 67, Larry Bird, Indiana St., 1979 (5)
- 65, Akeem Olajuwon, Houston, 1983 (5)
- 64, Cedric Maxwell, Charlotte, 1977 (5)
- 64, Sean May, North Carolina, 2005 (6)
- 63, Antawn Jamison, North Carolina, 1998 (5)

REBOUND AVERAGE (MIN. 3 GAMES)

- 23.3 (70 rebounds in 3 games), Nate Thurmond, Bowling Green, 1963
- 21.3 (64 in 3), Howard Jolliff, Ohio, 1960
- 19.4 (97 in 5), Elvin Hayes, Houston, 1968
- 19.3 (77 in 4), John Green, Michigan St., 1957
- 19.0 (57 in 3), Paul Silas, Creighton, 1964
- 18.8 (75 in 4), Lew Alcindor, UCLA, 1968
- 18.6 (93 in 5), Artis Gilmore, Jacksonville, 1970
- 18.3 (55 in 3), James Ware, Oklahoma City, 1965
- 18.3 (73 in 4), Jerry Lucas, Ohio St., 1961
- 18.2 (91 in 5), Elgin Baylor, Seattle, 1958

REBOUND AVERAGE SINCE 1973 (MIN. 3 GAMES)

- 17.0 (51 rebounds in 3 games), Marvin Barnes, Providence, 1974
- 16.3 (49 in 3), Mike Franklin, Cincinnati, 1975
- 15.3 (61 in 4), Tom Burleson, North Carolina St., 1974
- 15.0 (45 in 3), Phil Hubbard, Michigan, 1977
- 14.7 (44 in 3), Dale Davis, Clemson, 1990
- 14.5 (58 in 4), Bill Walton, UCLA, 1973
- 14.3 (57 in 4), Larry Kenon, Memphis, 1973
- 14.3 (43 in 3), Tim Duncan, Wake Forest, 1995
- 14.0 (56 in 4), Ronnie Robinson, Memphis, 1973
- 13.5 (54 in 4), Bill Walton, UCLA, 1974
- 13.5 (81 in 6), Nick Collison, Kansas, 2003

Career

POINTS

407, Christian Laettner, Duke, 1989-92 (23 games)
 358, Elvin Hayes, Houston, 1966-68 (13)
 328, Danny Manning, Kansas, 1985-88 (16)
 324, Oscar Robertson, Cincinnati, 1958-60 (10)
 308, Glen Rice, Michigan, 1986-89 (13)
 304, Lew Alcindor, UCLA, 1967-69 (12)
 303, Bill Bradley, Princeton, 1963-65 (9)
 303, Corliss Williamson, Arkansas, 1993-95 (15)
 294, Juan Dixon, Maryland, 1999-2002 (16)
 289, Austin Carr, Notre Dame, 1969-71 (7)

SCORING AVERAGE (MIN. 6 GAMES)

41.3 (289 points in 7 games), Austin Carr, Notre Dame, 1969-71
 33.7 (303 in 9), Bill Bradley, Princeton, 1963-65
 32.4 (324 in 10), Oscar Robertson, Cincinnati, 1958-60
 30.6 (275 in 9), Jerry West, West Virginia, 1958-60
 30.5 (183 in 6), Bob Pettit, LSU, 1953-54
 29.3 (176 in 6), Dan Issel, Kentucky, 1968-70
 29.3 (176 in 6), *Jim McDaniels, Western Ky., 1970-71
 29.2 (175 in 6), Dwight Lamar, La.-Lafayette, 1972-73
 29.1 (204 in 7), Bo Kimble, Loyola Marymount, 1988-90
 28.6 (200 in 7), David Robinson, Navy, 1985-87

REBOUNDS

222, Elvin Hayes, Houston, 1966-68 (13 games)
 201, Lew Alcindor, UCLA, 1967-69 (12)
 197, Jerry Lucas, Ohio St., 1960-62 (12)
 181, Nick Collison, Kansas, 2000-03 (16)
 176, Bill Walton, UCLA, 1972-74 (12)
 169, Christian Laettner, Duke, 1989-92 (23)
 165, Tim Duncan, Wake Forest, 1994-97 (11)
 160, Paul Hogue, Cincinnati, 1960-62 (12)
 157, Sam Lacey, New Mexico St., 1968-70 (11)
 155, Derrick Coleman, Syracuse, 1987-90 (14)

REBOUNDS SINCE 1973

181, Nick Collison, Kansas, 2000-03 (16 games)
 169, Christian Laettner, Duke, 1989-92 (23)
 165, Tim Duncan, Wake Forest, 1994-97 (11)

INDIVIDUAL RECORDS

Single Game

POINTS

61, Austin Carr, Notre Dame vs. Ohio, 1st R, 3-7-1970

POINTS BY TWO TEAMMATES

85, Austin Carr (61) and Collis Jones (24), Notre Dame vs. Ohio, 1st R, 3-7-1970

POINTS BY TWO OPPOSING PLAYERS

96, Austin Carr (52), Notre Dame, and Dan Issel (44), Kentucky, RSF, 3-12-1970

FIELD GOALS

25, Austin Carr, Notre Dame vs. Ohio, 1st R, 3-7-1970

FIELD GOALS ATTEMPTED

44, Austin Carr, Notre Dame vs. Ohio, 1st R, 3-7-1970

FIELD-GOAL PERCENTAGE (MINIMUM 11 FGM)

100% (11-11), Kenny Walker, Kentucky vs. Western Ky., 2nd R, 3-16-1986

THREE-POINT FIELD GOALS

11, Jeff Fryer, Loyola Marymount vs. Michigan, 2nd R, 3-18-1990

THREE-POINT FIELD GOALS ATTEMPTED

22, Jeff Fryer, Loyola Marymount vs. Arkansas, 1st R, 3-16-1989

THREE-POINT FIELD-GOAL PERCENTAGE

(Minimum 8 3FGM)

100% (8-8), John Goldsberry, UNC Wilmington vs. Maryland, 1st R, 3-21-2003

FREE THROWS

23, Bob Carney, Bradley vs. Colorado, RSF, 3-12-1954; Travis Mays, Texas vs. Georgia, 1st R, 3-17-1990

FREE THROWS ATTEMPTED

27, David Robinson, Navy vs. Syracuse, 2nd R, 3-16-1986; Travis Mays, Texas vs. Georgia, 1st R, 3-17-1990

FREE-THROW PERCENTAGE (MINIMUM 16 FTM)

100% (16-16), Bill Bradley, Princeton vs. St. Joseph's, 1st R, 3-11-1963; Fennis Dembo, Wyoming vs. UCLA, 2nd R, 3-14-1987

REBOUNDS

34, Fred Cohen, Temple vs. Connecticut, RSF, 3-16-1956

REBOUNDS SINCE 1973

26, Phil Hubbard, Michigan vs. Detroit, RSF, 3-17-1977

ASSISTS

18, Mark Wade, UNLV vs. Indiana, NSF, 3-28-1987

BLOCKED SHOTS

11, Shaquille O'Neal, LSU vs. Brigham Young, 1st R, 3-19-1992

STEALS

8, Darrell Hawkins, Arkansas vs. Holy Cross, 1st R, 3-18-1993; Grant Hill, Duke vs. California, 2nd R, 3-20-1993; Duane Clemens, Ball St. vs. UCLA, 1st R, 3-16-2000

Series

(Three-game minimum for averages and percentages)

POINTS

184, Glen Rice, Michigan, 1989 (6 games)

SCORING AVERAGE

52.7 (158 points in 3 games), Austin Carr, Notre Dame, 1970

FIELD GOALS

75, Glen Rice, Michigan, 1989 (6 games)

FIELD GOALS ATTEMPTED

138, *Jim McDaniels, Western Ky., 1971 (5 games)
 137, Elvin Hayes, Houston, 1968 (5)

FIELD-GOAL PERCENTAGE

(Minimum 5 FGM per game)

78.8% (26-33), Christian Laettner, Duke, 1989 (5 games)

155, Derrick Coleman, Syracuse, 1987-90 (14)
 153, Akeem Olajuwon, Houston, 1982-84 (15)
 144, Patrick Ewing, Georgetown, 1982-85 (18)
 141, Emeka Okafor, Connecticut, 2002-04 (13)
 138, Marques Johnson, UCLA, 1974-77 (16)
 138, George Lynch, North Carolina, 1990-93 (17)
 137, Lonny Baxter, Maryland, 1999-2002 (16)

REBOUNDING AVERAGE (MIN. 6 GAMES)

19.7 (118 rebounds in 6 games), John Green, Michigan St., 1957-59
 19.2 (115 in 6), Artis Gilmore, Jacksonville, 1970-71
 18.5 (111 in 6), Paul Silas, Creighton, 1962-64
 17.1 (137 in 8), Len Chappell, Wake Forest, 1961-62
 17.1 (222 in 13), Elvin Hayes, Houston, 1966-68
 16.8 (201 in 12), Lew Alcindor, UCLA, 1967-69
 16.4 (197 in 12), Jerry Lucas, Ohio St., 1960-62
 15.0 (165 in 11), Tim Duncan, Wake Forest, 1994-97
 14.7 (176 in 12), Bill Walton, UCLA, 1972-74
 14.3 (157 in 11), Sam Lacey, New Mexico St., 1968-70

REBOUNDING AVERAGE SINCE 1973 (MIN. 7 GAMES)

15.0 (165 in 11), Tim Duncan, Wake Forest, 1994-97
 14.1 (99 in 7), Marvin Barnes, Providence, 1973-74
 14.0 (112 in 8), Bill Walton, UCLA, 1973-74
 13.3 (106 in 8), Phil Hubbard, Michigan, 1976-77
 12.3 (86 in 7), David Robinson, Navy, 1985-87
 11.5 (126 in 11), Larry Johnson, UNLV, 1990-91
 11.3 (181 in 16), Nick Collison, Kansas, 2000-03
 11.3 (113 in 10), Ralph Sampson, Virginia, 1981-83
 11.3 (90 in 8), Greg Kelsner, Michigan St., 1978-79
 11.1 (155 in 14), Derrick Coleman, Syracuse, 1987-90

CH-National Championship Game

NSF-National Semifinal Game

N3d-National Third Place Game

RF-Regional Final Game

RSF-Regional Semifinal Game

R3d-Regional Third Place Game

2nd R-Second Round Game

1st R-First Round Game

OR-Opening Round Game

*Record later vacated

THREE-POINT FIELD GOALS

27, Glen Rice, Michigan, 1989 (6 games)

THREE-POINT FIELD GOALS ATTEMPTED

66, Jason Williams, Duke, 2001 (6 games)

THREE-POINT FIELD-GOAL PERCENTAGE

(Minimum 1.5 3FGM per game, 2.0 3FGM Since 2001)

100% (6-6), Ranzino Smith, North Carolina, 1987 (4 games)

FREE THROWS

55, Bob Carney, Bradley, 1954 (5 games)

FREE THROWS ATTEMPTED

71, Jerry West, West Virginia, 1959 (5 games)

PERFECT FREE-THROW PERCENTAGE

(Minimum 2.5 FTM per game)

100% (35-35), Arthur Lee, Stanford, 1998 (5 games)

REBOUNDS

97, Elvin Hayes, Houston, 1968 (5 games)

REBOUNDS SINCE 1973

81, Nick Collison, Kansas, 2003 (6 games)

REBOUND AVERAGE

(Minimum 3 games)

23.3 (70 rebounds in 3 games), Nate Thurmond, Bowling Green, 1963

REBOUND AVERAGE SINCE 1973

(Minimum 3 games)

17.0 (51 rebounds in 3 games), Marvin Barnes, Providence, 1974

ASSISTS

61, Mark Wade, UNLV, 1987 (5 games)

BLOCKED SHOTS

24, Loren Woods, Arizona, 2001 (6 games)

STEALS

23, Mookie Blaylock, Oklahoma, 1988 (6 games)

Career

(Two-year minimum for averages and percentages)

POINTS

407—Christian Laettner, Duke, 1989-92 (23 games)

SCORING AVERAGE

(Minimum 6 games)

41.3—Austin Carr, Notre Dame, 1969-71 (289 points in 7 games)

FIELD GOALS

152—Elvin Hayes, Houston, 1966-68

FIELD GOALS ATTEMPTED

310—Elvin Hayes, Houston, 1966-68

FIELD-GOAL PERCENTAGE

(Minimum 70 made)

68.6% (109-159)—Bill Walton, UCLA, 1972-74

THREE-POINT FIELD GOALS

42—Bobby Hurley, Duke, 1990-93 (20 games)

THREE-POINT FIELD GOALS ATTEMPTED

112—Jason Williams, Duke, 2000-02 (12 games)

THREE-POINT FIELD-GOAL PERCENTAGE

(Minimum 30 made)

56.5% (35-62)—Glen Rice, Michigan, 1986-89 (13 games)

(Minimum 20 made)

65.0% (26-40)—William Scott, Kansas St., 1987-88 (5 games)

FREE THROWS MADE

142—Christian Laettner, Duke, 1989-92 (23 games)

FREE THROWS ATTEMPTED

167—Christian Laettner, Duke, 1989-92 (23 games)

FREE-THROW PERCENTAGE

(Minimum 50 made)

93.5% (58-62)—Arthur Lee, Stanford, 1996-99 (12 games)

(Minimum 30 made)

97.7% (42-43)—Keith Van Horn, Utah, 1995-97 (8 games)

REBOUNDS

222—Elvin Hayes, Houston, 1966-68 (13 games)

REBOUNDS SINCE 1973

181—Nick Collison, Kansas, 2000-03 (16 games)

REBOUNDING AVERAGE

(Minimum 6 games)

19.7—John Green, Michigan St., 1957-59 (118 rebounds in 6 games)

REBOUNDING AVERAGE SINCE 1973

(Minimum 6 Games)

15.0—Tim Duncan, Wake Forest, 1994-97 (165 rebounds in 11 games)

ASSISTS

145—Bobby Hurley, Duke, 1990-93 (20 games)

BLOCKED SHOTS

50—Tim Duncan, Wake Forest, 1994-97 (11 games)

STEALS

39—Grant Hill, Duke, 1991-94 (20 games)

GAMES PLAYED

23—Christian Laettner, Duke, 1989-92

TEAM RECORDS

Single Game

POINTS

149, Loyola Marymount vs. Michigan (115), 2nd R, 3-18-1990

FEWEST POINTS

20, North Carolina vs. Pittsburgh (26), RF, 3-21-1941

WINNING MARGIN

69, Loyola (Ill.) (111) vs. Tennessee Tech (42), 1st R, 3-11-1963

SMALLEST WINNING MARGIN

1, 161 tied (most recent: four in 2005)

POINTS SCORED BY LOSING TEAM

120, Utah vs. *St. Joseph's (127), N3d, 3-25-1961 (4 ot)

FIELD GOALS

52, Iowa vs. Notre Dame, R3d, 3-14-1970

FEWEST FIELD GOALS

8, Springfield vs. Indiana, RF, 3-20-1940

FIELD GOALS ATTEMPTED

112, Marshall vs. La.-Lafayette, 1st R, 3-11-1972

FIELD-GOAL PERCENTAGE

80.0% (28-35), Oklahoma St. vs. Tulane, 2nd R, 3-22-1992

LOWEST FIELD-GOAL PERCENTAGE

12.7% (8-63), Springfield vs. Indiana, RF, 3-20-1940

THREE-POINT FIELD GOALS

21, Loyola Marymount vs. Michigan, 2nd R, 3-18-1990

THREE-POINT FIELD GOALS ATTEMPTED

43, St. Joseph's vs. Boston College, 2nd R, 3-15-1997 (ot)

THREE-POINT FIELD-GOAL PERCENTAGE

(Minimum 7 3FGM)

88.9% (8-9), Kansas St. vs. Georgia, 1st R, 3-12-1987

FREE THROWS

43, Arizona vs. Illinois, RF, 3-25-2001

FREE THROWS ATTEMPTED

56, Arizona vs. Illinois, RF, 3-25-2001

FREE-THROW PERCENTAGE

(Minimum 22 FTM)

100% (22-22), Fordham vs. South Carolina, R3d, 3-20-1971

REBOUNDS

86, Notre Dame vs. Tennessee Tech, 1st R, 3-11-1958

REBOUND MARGIN

42, Notre Dame (86) vs. Tennessee Tech (44), 1st R, 3-11-1958

ASSISTS

36, North Carolina vs. Loyola Marymount, 2nd R, 3-19-1988

BLOCKED SHOTS

14, Kentucky vs. UCLA, RSF, 3-20-1998

STEALS

19, Providence vs. Austin Peay, 2nd R, 3-14-1987; Connecticut vs. Boston U., 1st R, 3-15-1990

PERSONAL FOULS

41, Dayton vs. Illinois, RSF, 3-21-1952

PLAYERS DISQUALIFIED

6, Kansas vs. Notre Dame, 1st R, 3-15-1975; Illinois vs. Arizona, RF, 3-25-2001

Single Game, Both Teams

POINTS

264, Loyola Marymount (149) vs. Michigan (115), 2nd R, 3-18-1990

FEWEST POINTS

46, Pittsburgh (26) vs. North Carolina (20), RF, 3-21-1941

FIELD GOALS

97, Iowa (52) vs. Notre Dame (45), R3d, 3-14-1970

FIELD GOALS ATTEMPTED

204, Utah (103) vs. *St. Joseph's (101), N3d, 3-25-1961 (4 ot)

THREE-POINT FIELD GOALS

29, West Virginia (18) vs. Louisville (11), RF, 3-26-2005

THREE-POINT FIELD GOALS ATTEMPTED

66, UCLA (36) vs. Cincinnati (30), 2nd R, 3-17-2002

FREE THROWS

69, Morehead St. (37) vs. Pittsburgh (32), 1st R, 3-11-1957

FREE THROWS ATTEMPTED

105, Morehead St. (53) vs. Iowa (52), RSF, 3-16-1956

REBOUNDS

134, Marshall (68) vs. *La.-Lafayette (66), 1st R, 3-11-1972

132, Pacific (67) vs. Houston (65), R3d, 3-12-1966

ASSISTS

58, UNLV (35) vs. Loyola Marymount (23), RF, 3-25-1990

BLOCKED SHOTS

20, Kentucky (14) vs. UCLA (6), RSF, 3-20-1998

STEALS

28, N.C. A&T (16) vs. Arkansas (12), 1st R, 3-18-1994; Purdue (16) vs. Delaware (12), 1st R, 3-13-1998; TCU (16) vs. Florida St. (12), 1st R, 3-13-1998; Florida (15) vs. Weber St. (13), 2nd R, 3-13-1999

PERSONAL FOULS

68, Iowa (35) vs. Morehead St. (33), RSF, 3-16-1956

Series

(Three-game minimum for averages and percentages)

POINTS

571, UNLV, 1990 (6 games)

SCORING AVERAGE

105.8, Loyola Marymount, 1990 (423 points in 4 games)

FIELD GOALS

218, UNLV, 1977 (5 games)

FIELD GOALS ATTEMPTED

442, *Western Ky., 1971 (5 games)

441, UNLV, 1977 (5)

FIELD-GOAL PERCENTAGE

60.4% (113-187), North Carolina, 1975 (3 games)

THREE-POINT FIELD GOALS

60, Arkansas, 1995 (6 games); Duke, 2001 (6)

THREE-POINT FIELD GOALS ATTEMPTED

175, Duke, 2001 (6 games)

THREE-POINT FIELD-GOAL PERCENTAGE

(Minimum 12 3FGM)

60.9% (14-23), Indiana, 1989 (3 games)

(Minimum 30 3FGM)

51.9% (40-77), Kansas, 1993 (5 games)

FREE THROWS

146, Bradley, 1954 (5 games)

FREE THROWS ATTEMPTED

194, Bradley, 1954 (5 games)

FREE-THROW PERCENTAGE

(Minimum 30 FTM)

87.0% (47-54), St. John's (N.Y.), 1969 (3 games)

REBOUNDS

306, Houston, 1968 (5 games)

ASSISTS

143, Kentucky, 1996 (6 games)

BLOCKED SHOTS

48, Kentucky, 1998 (6 games)

STEALS

72, Oklahoma, 1988 (6 games)

PERSONAL FOULS

150, Penn, 1979 (6 games)

CH-National Championship Game

NSF-National Semifinal Game

N3d-National Third Place Game

RF-Regional Final Game

RSF-Regional Semifinal Game

R3d-Regional Third Place Game

2nd R-Second Round Game

1st R-First Round Game

OR-Opening Round Game

*Record later vacated

All-Time Division I Tournament Records

RECORD OF EACH TEAM COACH BY COACH

(293 Teams)

	Yrs. Won	Lost	CH	2D	3d%	4th	RR
AIR FORCE							
Bob Spear (DePauw 1941) 1960, 62	2	0	2	0	0	0	0
Joe Scott (Princeton 1987) 2004	1	0	1	0	0	0	0
TOTAL	3	0	3	0	0	0	0
AKRON							
Bob Huggins (West Virginia 1977) 1986 ..	1	0	1	0	0	0	0
TOTAL	1	0	1	0	0	0	0
ALABAMA*							
C.M. Newton (Kentucky 1952) 1975, 76..	2	1	2	0	0	0	0
Wimp Sanderson (North Ala. 1959)							
1982, 83,84, 85, 86, 87*, 89, 90,	10	12	10	0	0	0	0
91,92.....							
David Hobbs (Va. Commonwealth 1971)							
1994,95.....	2	2	2	0	0	0	0
Mark Gottfried (Alabama 1987) 2002,							
03, 04RR, 05.....	4	4	4	0	0	0	1
TOTAL	18	19	18	0	0	0	1
ALABAMA A&M							
L. Vann Pettaway (Alabama A&M 1980)							
2005	1	0	1	0	0	0	0
TOTAL	1	0	1	0	0	0	0
ALABAMA ST.							
Rob Spivery (Ashland 1972) 2001, 04	2	0	2	0	0	0	0
TOTAL	2	0	2	0	0	0	0
UAB							
Gene Bartow (Truman 1953) 1981,							
82RR, 83,84, 85, 86, 87, 90, 94	9	6	9	0	0	0	1
Murry Bartow (UAB 1985) 1999	1	0	1	0	0	0	0
Mike Anderson (Tulsa 1982) 2004, 05	2	3	2	0	0	0	0
TOTAL	12	9	12	0	0	0	1
ALCORN ST.							
Davey L. Whitney (Kentucky St. 1953)							
1980, 82, 83, 84, 99, 2002.....	6	3	6	0	0	0	0
TOTAL	6	3	6	0	0	0	0
APPALACHIAN ST.							
Bobby Cremins (South Carolina 1970)							
1979	1	0	1	0	0	0	0
Buzz Peterson (North Carolina 1986)							
2000	1	0	1	0	0	0	0
TOTAL	2	0	2	0	0	0	0
ARIZONA*							
Fred Enke (Minnesota 1921) 1951	1	0	1	0	0	0	0
Fred Snowden [Wayne St. (Mich.) 1958]							
1976RR, 77	2	2	2	0	0	0	1
Lute Olson (Augsburg 1957)							
1985, 86, 87, 88-T3d, 89, 90, 91,							
92, 93, 94-T3d, 95, 96, 97-CH,							
98RR, 99*, 2000, 01-2d, 02,							
03RR, 04, 05RR.....	21	38	20	1	1	2	3
TOTAL	24	40	23	1	1	2	4
ARIZONA ST.*							
Ned Wulk (Wis.-La Crosse 1942) 1958,							
61RR, 62, 63RR, 64, 73, 75RR, 80, 81..	9	8	10	0	0	0	3
Bill Frieder (Michigan 1964) 1991, 95*....	2	3	2	0	0	0	0
Rob Evans (New Mexico St. 1968) 2003..	1	1	1	0	0	0	0
TOTAL	12	12	13	0	0	0	3
ARKANSAS							
Eugene Lambert (Arkansas 1929) 1945-							
T3d, 49RR.....	2	2	2	0	0	1	0
Glen Rose (Arkansas 1928) 1941-T3d, 58							
Eddie Sutton (Oklahoma St. 1958) 1977,							
78-3d, 79RR,80, 81, 82, 83, 84, 85	9	10	9	0	0	1	0
Nolan Richardson (UTEP 1965) 1988, 89,							
90-T3d, 91RR, 92, 93, 94-CH, 95-2d,							
96, 98, 99, 2000, 01.....	13	26	12	1	1	1	0
TOTAL	26	39	26	1	1	4	0
ARKANSAS ST.							
Dickey Nutt (Oklahoma St. 1982) 1999....	1	0	1	0	0	0	0
TOTAL	1	0	1	0	0	0	0
ARK.-LITTLE ROCK							
Mike Newell (Sam Houston St. 1973)							
1986, 89, 90	3	1	3	0	0	0	0
TOTAL	3	1	3	0	0	0	0
AUBURN							
Sonny Smith (Milligan 1958) 1984, 85,							
86RR, 87, 88	5	7	5	0	0	0	1
Cliff Ellis (Florida St. 1968) 1999, 2000,							
03	3	5	3	0	0	0	0
TOTAL	8	12	8	0	0	0	1

Yrs. Won Lost CH 2D 3d% 4th RR

AUSTIN PEAY*							
Lake Kelly (Ga. Tech 1956) 1973*, 74, 87	3	2	4	0	0	0	0
Dave Loos (Memphis 1970) 1996, 2003 ..	2	0	2	0	0	0	0
TOTAL	5	2	6	0	0	0	0
BALL ST.							
Steve Yoder (Ill. Wesleyan 1962) 1981	1	0	1	0	0	0	0
Al Brown (Purdue 1964) 1986	1	0	1	0	0	0	0
Rick Majerus (Marquette 1970) 1989.....	1	1	1	0	0	0	0
Dick Hunsaker (Weber St. 1977) 1990,							
93	2	2	2	0	0	0	0
Ray McCallum (Ball St. 1983) 1995, 2000	2	0	2	0	0	0	0
TOTAL	7	3	7	0	0	0	0
BAYLOR							
R.E. "Bill" Henderson (Howard Payne							
1925) 1946RR, 48-2d, 50-4th.....	3	3	5	0	1	0	1
Gene Iba (Tulsa 1963) 1988	1	0	1	0	0	0	0
TOTAL	4	3	6	0	1	0	1
BOISE ST.							
Doran "Bus" Connor (Idaho St. 1955)							
1976.....	1	0	1	0	0	0	0
Bob Dye (Idaho St. 1962) 1988, 93, 94....	3	0	3	0	0	0	0
TOTAL	4	0	4	0	0	0	0
BOSTON COLLEGE							
Donald Martin (Georgetown 1941) 1958..	1	0	1	0	0	0	0
Bob Cousy (Holy Cross 1948) 1967RR,							
68	2	2	2	0	0	0	1
Bob Zuffelato (Central Conn. St. 1959) 1975	1	1	2	0	0	0	0
Tom Davis (Wis.-Platteville 1960) 1981,							
82RR	2	5	2	0	0	0	1
Gary Williams (Maryland 1967) 1983,							
85	2	3	2	0	0	0	0
Jim O'Brien (Boston College 1971)							
1994RR, 96, 97	3	5	3	0	0	0	1
Al Skinner (Massachusetts 1974) 2001,							
02, 04, 05.....	4	3	4	0	0	0	0
TOTAL	15	19	16	0	0	0	3
BOSTON U.							
Matt Zunic (George Washington 1942)							
1959RR	1	2	1	0	0	0	1
Rick Pitino (Massachusetts 1974) 1983.....	1	0	1	0	0	0	0
Mike Jarvis (Northeastern 1968) 1988,							
90	2	0	2	0	0	0	0
Dennis Wolff (Connecticut 1978) 1997,							
2002	2	0	2	0	0	0	0
TOTAL	6	2	6	0	0	0	1
BOWLING GREEN							
Harold Anderson (Otterbein 1924) 1959,							
62, 63.....	3	1	4	0	0	0	0
Bill Fitch (Coe 1954) 1968	1	0	1	0	0	0	0
TOTAL	4	1	5	0	0	0	0
BRADLEY							
Forrest "Forddy" Anderson (Stanford							
1942) 1950-2d, 54-2d	2	6	2	0	2	0	0
Bob Vanatta (Central Methodist 1945)							
1955RR	1	2	1	0	0	0	1
Dick Versace (Wisconsin 1964) 1980, 86.	2	1	2	0	0	0	0
Stan Albeck (Bradley 1955) 1988	1	0	1	0	0	0	0
Jim Molinari (Ill. Wesleyan 1977) 1996....	1	0	1	0	0	0	0
TOTAL	7	9	7	0	2	0	1
BRIGHAM YOUNG							
Stan Watts (Brigham Young 1938)							
1950RR, 51RR, 57, 65, 69, 71, 72	7	4	10	0	0	0	2
Frank Arnold (Idaho St. 1956) 1979, 80,							
81RR	3	3	3	0	0	0	1
Ladell Andersen (Utah St. 1951) 1984,							
87, 88	3	2	3	0	0	0	0
Roger Reid (Weber St. 1967) 1990, 91,							
92, 93, 95.....	5	2	5	0	0	0	0
Steve Cleveland (UC Irvine 1976) 2001,							
03, 04.....	3	0	3	0	0	0	0
TOTAL	21	11	24	0	0	0	3
BROWN							
George Allen (West Virginia 1935)							
1939RR	1	0	1	0	0	0	1
Mike Cingiser (Brown 1962) 1986	1	0	1	0	0	0	0
TOTAL	2	0	2	0	0	0	1
BUCKNELL							
Charles Woollum (William & Mary 1962)							
1987, 89	2	0	2	0	0	0	0
Pat Flannery (Bucknell 1980) 2005	1	1	1	0	0	0	0
TOTAL	3	1	3	0	0	0	0

CHAMPIONSHIPS

	Yrs. Won	Lost	CH	2D	3d%	4th	RR
BUTLER							
Paul "Tony" Hinkle (Chicago 1921) 1962..	1	2	1	0	0	0	0
Barry Collier (Butler 1976) 1997, 98,							
2000.....	3	0	3	0	0	0	0
Thad Matta (Butler 1990) 2001.....	1	1	1	0	0	0	0
Todd Lickliter (Butler 1979) 2003.....	1	2	1	0	0	0	0
TOTAL	6	5	6	0	0	0	0
CALIFORNIA*							
Clarence "Nibs" Price (California 1914)							
1946-4th.....	1	1	2	0	0	0	1
Pete Newell (Loyola Marymount 1940)							
1957RR, 58RR, 59-CH, 60-2d.....	4	10	3	1	1	0	2
Lou Campanelli (Montclair St. 1960)							
1990.....	1	1	1	0	0	0	0
Todd Bozeman (Rhode Island 1986)							
1993, 94, 96*.....	3	2	3	0	0	0	0
Ben Braun (Wisconsin 1975) 1997, 2001,							
02, 03.....	4	4	4	0	0	0	0
TOTAL	13	18	13	1	1	0	2
UC SANTA BARB.							
Jerry Pimm (Southern California 1961)							
1988, 90.....	2	1	2	0	0	0	0
Bob Williams (San Jose St. 1975) 2002....							
1.....	1	0	1	0	0	0	0
TOTAL	3	1	3	0	0	0	0
CAL ST. FULLERTON							
Bob Dye (Idaho St. 1962) 1978RR.....	1	2	1	0	0	0	1
TOTAL	1	2	1	0	0	0	1
CAL ST. L.A.							
Bob Miller (Occidental 1953) 1974.....	1	0	1	0	0	0	0
TOTAL	1	0	1	0	0	0	0
CAL ST. NORTHRIDGE							
Bobby Braswell (Cal St. Northridge 1984)							
2001.....	1	0	1	0	0	0	0
TOTAL	1	0	1	0	0	0	0
CAMPBELL							
Billy Lee (Barton 1971) 1992.....	1	0	1	0	0	0	0
TOTAL	1	0	1	0	0	0	0
CANISIUS							
Joseph Curran (Canisius 1943) 1955RR,							
56RR, 57.....	3	6	3	0	0	0	2
John Beilein (Wheeling Jesuit 1975)							
1996.....	1	0	1	0	0	0	0
TOTAL	4	6	4	0	0	0	2
CATHOLIC							
John Long (Catholic 1928) 1944RR.....	1	0	2	0	0	0	1
TOTAL	1	0	2	0	0	0	1
CENTRAL CONN. ST.							
Howie Dickenmann (Central Conn. St.							
1970) 2000, 02.....	2	0	2	0	0	0	0
TOTAL	2	0	2	0	0	0	0
UCF							
Kirk Speraw (Iowa 1980) 1994, 96,							
2004, 05.....	4	0	4	0	0	0	0
TOTAL	4	0	4	0	0	0	0
CENTRAL MICH.							
Dick Parfitt (Central Mich. 1953) 1975,							
77.....	2	2	2	0	0	0	0
Charlie Coles (Miami (Ohio) 1965) 1987..							
1.....	1	0	1	0	0	0	0
Jay Smith (Saginaw Valley 1984) 2003.....	1	1	1	0	0	0	0
TOTAL	4	3	4	0	0	0	0
COL. OF CHARLESTON							
John Kresse (St. John's (N.Y.) 1964)							
1994, 97, 98, 99.....	4	1	4	0	0	0	0
TOTAL	4	1	4	0	0	0	0
CHARLESTON SO.							
Tom Conrad (Old Dominion 1979) 1997 ..	1	0	1	0	0	0	0
TOTAL	1	0	1	0	0	0	0
CHARLOTTE							
Lee Rose (Transylvania 1958) 1977-4th....	1	3	2	0	0	0	1
Jeff Mullins (Duke 1964) 1988, 92, 95....	3	0	3	0	0	0	0
Melvin Watkins (Charlotte 1977)							
1997, 98.....	2	2	2	0	0	0	0
Bob Lutz (Charlotte 1980) 1999, 2001,							
02, 04, 05.....	5	2	5	0	0	0	0
TOTAL	11	7	12	0	0	0	1
CHATTANOOGA							
Murray Arnold (American 1960) 1981,							
82, 83.....	3	1	3	0	0	0	0
Mack McCarthy (Virginia Tech 1974)							
1988, 93, 94, 95, 97.....	5	2	5	0	0	0	0
John Shulman (East Tenn. St. 1989) 2005..	1	0	1	0	0	0	0
TOTAL	9	3	9	0	0	0	0

	Yrs. Won	Lost	CH	2D	3d%	4th	RR
CINCINNATI							
George Smith (Cincinnati 1935) 1958,							
59-3d, 60-3d.....	3	7	3	0	0	2	0
Ed Jucker (Cincinnati 1940) 1961-CH,							
62-CH, 63-2d.....	3	11	1	2	1	0	0
Tay Baker (Cincinnati 1950) 1966.....	1	0	2	0	0	0	0
Gale Catlett (West Virginia 1963) 1975,							
76, 77.....	3	2	3	0	0	0	0
Bob Huggins (West Virginia 1977) 1992-							
T3d, 93RR, 94, 95, 96RR, 97, 98, 99,							
2000, 01, 02, 03, 04, 05.....	14	20	14	0	0	1	2
TOTAL	24	40	23	2	1	3	2
CCNY							
Nat Holman (Savage School of Phys.							
Ed. 1917) 1947-4th, 50-CH.....	2	4	2	1	0	0	1
TOTAL	2	4	2	1	0	0	1
CLEMSON*							
Bill C. Foster (Carson-Newman 1958)							
1980RR.....	1	3	1	0	0	0	1
Cliff Ellis (Florida St. 1968) 1987, 89, 90*							
Rick Barnes (Lenoir-Rhyne 1977) 1996,							
97, 98.....	3	2	3	0	0	0	0
TOTAL	7	8	7	0	0	0	1
CLEVELAND ST.							
Kevin Mackey (St. Anselm 1967) 1986.....	1	2	1	0	0	0	0
TOTAL	1	2	1	0	0	0	0
COASTAL CARO.							
Russ Bergman (LSU 1970) 1991, 93.....	2	0	2	0	0	0	0
TOTAL	2	0	2	0	0	0	0
COLGATE							
Jack Bruen (Catholic 1972) 1995, 96.....	2	0	2	0	0	0	0
TOTAL	2	0	2	0	0	0	0
COLORADO							
Forrest "Frosty" Cox (Kansas 1930)							
1940RR, 42-T3d, 46RR.....	3	2	4	0	0	1	2
Horace "Bebe" Lee (Stanford 1938)							
1954, 55-3d.....	2	3	3	0	1	0	0
Russell "Sox" Walseth (Colorado 1948)							
1962RR, 63RR, 69.....	3	3	3	0	0	0	2
Ricardo Patton (Belmont 1980) 1997,							
2003.....	2	1	2	0	0	0	0
TOTAL	10	9	12	0	0	2	4
COLORADO ST.							
Bill Strannigan (Wyoming 1941) 1954.....	1	0	2	0	0	0	0
Jim Williams (Utah St. 1947) 1963, 65,							
66, 69RR.....	4	2	4	0	0	0	1
Boyd Grant (Colorado St. 1957) 1989,							
90.....	2	1	2	0	0	0	0
Dale Layer (Eckerd 1979) 2003.....	1	0	1	0	0	0	0
TOTAL	8	3	9	0	0	0	1
COLUMBIA							
Gordon Ridings (Oregon 1929) 1948RR...	1	0	2	0	0	0	1
Lou Rossini (Columbia 1948) 1951.....	1	0	1	0	0	0	0
John "Jack" Rohan (Columbia 1953)							
1968.....	1	2	1	0	0	0	0
TOTAL	3	2	4	0	0	0	1
CONNECTICUT*							
Hugh Greer (Connecticut 1926) 1951,							
54, 56, 57, 58, 59, 60.....	7	1	8	0	0	0	0
George Wigton (Ohio St. 1956) 1963.....	1	0	1	0	0	0	0
Fred Shabel (Duke 1954) 1964RR, 65,							
67.....	3	2	3	0	0	0	1
Donald "Dee" Rowe (Middlebury 1952)							
1976.....	1	1	1	0	0	0	0
Dom Perno (Connecticut 1964) 1979.....	1	0	1	0	0	0	0
Jim Calhoun (American Int'l 1968)							
1990RR, 91, 92, 94, 95RR, 96*, 98RR,							
99-CH, 2000, 02RR, 03, 04-CH, 05.....	13	35	11	2	0	0	4
TOTAL	26	39	25	2	0	0	5
COPPIN ST.							
Ron Mitchell (Edison 1984) 1990, 93, 97..	3	1	3	0	0	0	0
TOTAL	3	1	3	0	0	0	0
CORNELL							
Royner Greene (Illinois 1929) 1954.....	1	0	2	0	0	0	0
Mike Dement (East Caro. 1976) 1988.....	1	0	1	0	0	0	0
TOTAL	2	0	3	0	0	0	0
CREIGHTON							
Eddie Hickey (Creighton 1927) 1941RR....	1	1	1	0	0	0	1
John "Red" McManus (St. Ambrose 1949)							
1962, 64.....	2	3	3	0	0	0	0
Eddie Sutton (Oklahoma St. 1958) 1974...	1	2	1	0	0	0	0
Tom Apke (Creighton 1965) 1975, 78,							
81.....	3	0	3	0	0	0	0
Tony Barone (Duke 1968) 1989, 91.....	2	1	2	0	0	0	0
Dana Altman (Eastern N.M. 1980) 1999,							
2000, 01, 02, 03, 05.....	6	2	6	0	0	0	0
TOTAL	15	9	16	0	0	0	1

	Yrs. Won	Lost	CH	2D	3d%	4th	RR
DARTMOUTH							
Osborne "Ozzie" Cowles (Carleton 1922)							
1941RR, 42-2d, 43RR.....	3	4	3	0	1	0	2
Earl Brown (Notre Dame 1939) 1944-2d ..	1	2	1	0	1	0	0
Alvin "Doggie" Julian (Bucknell 1923)							
1956, 58RR, 59.....	3	4	3	0	0	0	1
TOTAL	7	10	7	0	2	0	3
DAVIDSON							
Charles "Lefty" Driesell (Duke 1954)							
1966, 68RR, 69RR.....	3	5	4	0	0	0	2
Terry Holland (Davidson 1964) 1970.....	1	0	1	0	0	0	0
Bobby Hussey (Appalachian St. 1962)							
1986.....	1	0	1	0	0	0	0
Bob McKillop (Hofstra 1972) 1998, 2002...	2	0	2	0	0	0	0
TOTAL	7	5	8	0	0	0	2
DAYTON							
Tom Blackburn [Wilmington (Ohio) 1931]							
1952.....	1	1	1	0	0	0	0
Don Donoher (Dayton 1954) 1965, 66,							
67-2d, 69, 70, 74, 84RR, 85.....	8	11	10	0	1	0	1
Jim O'Brien (St. Joseph's 1974) 1990.....	1	1	1	0	0	0	0
Oliver Purnell (Old Dominion 1975) 2000,							
03.....	2	0	2	0	0	0	0
Brian Gregory (Oakland 1990) 2004.....	1	0	1	0	0	0	0
TOTAL	13	13	15	0	1	0	1
DELAWARE							
Steve Steinwedel (Mississippi St. 1975)							
1992, 93.....	2	0	2	0	0	0	0
Mike Brey (George Washington 1982)							
1998, 99.....	2	0	2	0	0	0	0
TOTAL	4	0	4	0	0	0	0
DELAWARE ST.							
Greg Jackson (St. Paul's 1982) 2005.....	1	0	1	0	0	0	0
TOTAL	1	0	1	0	0	0	0
DePAUL*							
Ray Meyer (Notre Dame 1938) 1943-							
T3d, 53, 56, 59, 60, 65, 76, 78RR,							
79-3d, 80, 81, 82, 84.....	13	14	16	0	0	2	1
Joey Meyer (DePaul 1971) 1985, 86*,							
87*, 88*, 89*, 91, 92.....	7	6	7	0	0	0	0
Pat Kennedy [King's (Pa.) 1976] 2000.....	1	0	1	0	0	0	0
Dave Leitao (Northeastern 1983) 2004.....	1	1	1	0	0	0	0
TOTAL	22	21	25	0	0	2	1
DETROIT							
Robert Calihan (Detroit 1940) 1962.....	1	0	1	0	0	0	0
Dick Vitale (Seton Hall 1962) 1977.....	1	1	1	0	0	0	0
Dave "Smokey" Gaines (LeMoyne-Owen							
1963) 1979.....	1	0	1	0	0	0	0
Perry Watson (Eastern Mich. 1972)							
1998, 99.....	2	2	2	0	0	0	0
TOTAL	5	3	5	0	0	0	0
DRAKE							
Maurice John (Central Mo. St. 1941)							
1969-3d, 70RR, 71RR.....	3	5	3	0	0	1	2
TOTAL	3	5	3	0	0	1	2
DREXEL							
Eddie Burke (La Salle 1967) 1986.....	1	0	1	0	0	0	0
Bill Herrion (Merrimack 1981) 1994, 95,							
96.....	3	1	3	0	0	0	0
TOTAL	4	1	4	0	0	0	0
DUKE							
Harold Bradley (Hartwick 1934) 1955.....	1	0	1	0	0	0	0
Vic Bubas (North Carolina St. 1951)							
1960RR, 63-3d, 64-2d, 66-3d.....	4	11	4	0	1	2	1
W.E. "Bill" Foster (Elizabethtown 1954)							
1978-2d, 79, 80RR.....	3	6	3	0	1	0	1
Mike Krzyzewski (Army 1969) 1984, 85,							
86-2d, 87, 88-T3d, 89-T3d, 90-2d, 91-CH,							
92-CH, 93, 94-2d, 96, 97, 98RR, 99-2d,							
2000, 01-CH, 02, 03, 04-T3d, 05.....	21	66	18	3	4	3	1
TOTAL	29	83	26	3	6	5	3
DUQUESNE							
Charles "Chick" Davies (Duquesne 1934)							
1940-T3d.....	1	1	1	0	0	1	0
Donald "Dudey" Moore (Duquesne 1934)							
1952RR.....	1	1	1	0	0	0	1
John "Red" Manning (Duquesne 1951)							
1969, 71.....	2	2	2	0	0	0	0
John Cinicola (Duquesne 1955) 1977.....	1	0	1	0	0	0	0
TOTAL	5	4	5	0	0	1	1
EAST CARO.							
Tom Quinn (Marshall 1954) 1972.....	1	0	1	0	0	0	0
Eddie Payne (Wake Forest 1973) 1993.....	1	0	1	0	0	0	0
TOTAL	2	0	2	0	0	0	0

	Yrs. Won	Lost	CH	2D	3d%	4th	RR
EAST TENN. ST.							
J. Madison Brooks (Louisiana Tech 1937)							
1968.....	1	1	2	0	0	0	0
Les Robinson (North Carolina St. 1964)							
1989, 90.....	2	0	2	0	0	0	0
Alan LeForce (Cumberland 1957) 1991,							
92.....	2	1	2	0	0	0	0
Ed DeChellis (Penn St. 1982) 2003.....	1	0	1	0	0	0	0
Murry Bartow (UAB 1985) 2004.....	1	0	1	0	0	0	0
TOTAL	7	2	8	0	0	0	0
EASTERN ILL.							
Rick Samuels (Chadron St. 1971) 1992,							
2001.....	2	0	2	0	0	0	0
TOTAL	2	0	2	0	0	0	0
EASTERN KY.							
Paul McBryer (Kentucky 1930) 1953,							
59.....	2	0	2	0	0	0	0
Jim Baechtold (Eastern Ky. 1952) 1965.....	1	0	1	0	0	0	0
Guy Strong (Eastern Ky. 1955) 1972.....	1	0	1	0	0	0	0
Ed Byhre (Augustana (S.D.) 1966) 1979...	1	0	1	0	0	0	0
Travis Ford (Kentucky 1994) 2005.....	1	0	1	0	0	0	0
TOTAL	6	0	6	0	0	0	0
EASTERN MICH.							
Ben Braun (Wisconsin 1975) 1988, 91,							
96.....	3	3	3	0	0	0	0
Milton Barnes (Albion 1979) 1998.....	1	0	1	0	0	0	0
TOTAL	4	3	4	0	0	0	0
EASTERN WASH.							
Ray Giaccoletti (Minot St. 1984) 2004.....	1	0	1	0	0	0	0
TOTAL	1	0	1	0	0	0	0
EVANSVILLE							
Dick Walters (Illinois St. 1969) 1982.....	1	0	1	0	0	0	0
Jim Crews (Indiana 1976) 1989, 92, 93,							
99.....	4	1	4	0	0	0	0
TOTAL	5	1	5	0	0	0	0
FAIRFIELD							
Mitch Buonaguro (Boston College 1975)							
1986, 87.....	2	0	2	0	0	0	0
Paul Cormier (New Hampshire 1973)							
1997.....	1	0	1	0	0	0	0
TOTAL	3	0	3	0	0	0	0
FAIRLEIGH DICKINSON							
Tom Green (Syracuse 1971) 1985, 88,							
98, 2005.....	4	0	4	0	0	0	0
TOTAL	4	0	4	0	0	0	0
FLORIDA*							
Norm Sloan (North Carolina St. 1951)							
1987*, 88*, 89.....	3	3	3	0	0	0	0
Lon Kruger (Kansas St. 1974) 1994-T3d,							
95.....	2	4	2	0	0	1	0
Billy Donovan (Providence 1987) 1999,							
2000-2d, 01, 02, 03, 04, 05.....	7	10	7	0	1	0	0
TOTAL	12	17	12	0	1	1	0
FLORIDA A&M							
Mickey Clayton (Florida A&M 1975)							
1999.....	1	0	1	0	0	0	0
Mike Gillespie (DePaul 1974) 2004.....	1	1	1	0	0	0	0
TOTAL	2	1	2	0	0	0	0
FLA. ATLANTIC							
Sydney Green (UNLV 1983), 2002.....	1	0	1	0	0	0	0
TOTAL	1	0	1	0	0	0	0
FLORIDA INT'L							
Bob Weltlich (Ohio St. 1967) 1995.....	1	0	1	0	0	0	0
TOTAL	1	0	1	0	0	0	0
FLORIDA ST.							
Hugh Durham (Florida St. 1959) 1968,							
72-2d, 78.....	3	4	3	0	1	0	0
Joe Williams (Southern Methodist 1956)							
1980.....	1	1	1	0	0	0	0
Pat Kennedy [King's (Pa.) 1976] 1988,							
89, 91, 92, 93RR.....	5	6	5	0	0	0	1
Steve Robinson (Radford 1981) 1998.....	1	1	1	0	0	0	0
TOTAL	10	12	10	0	1	0	1
FORDHAM							
John Bach (Fordham 1948) 1953, 54.....	2	0	2	0	0	0	0
Richard "Digger" Phelps (Rider 1963)							
1971.....	1	2	1	0	0	0	0
Nick Macarchuk (Fairfield 1963) 1992.....	1	0	1	0	0	0	0
TOTAL	4	2	4	0	0	0	0

	Yrs. Won	Lost	CH	2D	3d%	4th	RR
FRESNO ST.*							
Boyd Grant (Colorado St. 1961) 1981, 82, 84.....	3	1	3	0	0	0	0
Jerry Tarkanian (Fresno St. 1956) 2000*, 01.....	2	1	2	0	0	0	0
TOTAL	5	2	5	0	0	0	0
FURMAN							
Joe Williams (Southern Methodist 1956) 1971, 73, 74, 75, 78.....	5	1	6	0	0	0	0
Eddie Holbrook (Lenoir-Rhyne 1962) 1980.....	1	0	1	0	0	0	0
TOTAL	6	1	7	0	0	0	0
GEORGE MASON							
Ernie Nestor (Alderson-Broadus 1968) 1989.....	1	0	1	0	0	0	0
Jim Larranaga (Providence 1971) 1999, 2001.....	2	0	2	0	0	0	0
TOTAL	3	0	3	0	0	0	0
GEORGE WASHINGTON							
Bill Reinhart (Oregon 1923) 1954, 61.....	2	0	2	0	0	0	0
Mike Jarvis (Northeastern 1968) 1993, 94, 96, 98.....	4	3	4	0	0	0	0
Tom Penders (Connecticut 1967) 1999.....	1	0	1	0	0	0	0
Karl Hobbs (Connecticut 1985) 2005.....	1	0	1	0	0	0	0
TOTAL	8	3	8	0	0	0	0
GEORGETOWN							
Elmer Ripley (No college) 1943-2d.....	1	2	1	0	1	0	0
John Thompson (Providence 1964) 1975, 76, 79, 80RR, 81, 82-2d, 83, 84-CH, 85-2d, 86, 87RR, 88, 89RR, 90, 91, 92, 94, 95, 96RR, 97.....	20	34	19	1	2	0	4
Craig Esherick (Georgetown 1978) 2001 ...	1	2	1	0	0	0	0
TOTAL	22	38	21	1	3	0	4
GEORGIA*							
Hugh Durham (Florida St. 1959) 1983- T3d, 85*, 87, 90, 91.....	5	4	5	0	0	1	0
Tubby Smith (High Point 1973) 1996, 97..	2	2	2	0	0	0	0
Jim Harrick (Charleston (W.V.) 1960) 2001, 02.....	2	1	2	0	0	0	0
TOTAL	9	7	9	0	0	1	0
GA. SOUTHERN							
Frank Kerns (Alabama 1957) 1983, 87, 92.....	3	0	3	0	0	0	0
TOTAL	3	0	3	0	0	0	0
GEORGIA ST.							
Bob Reinhart (Indiana 1961) 1991.....	1	0	1	0	0	0	0
Charles "Lefty" Driesell (Duke 1954) 2001 ..	1	1	1	0	0	0	0
TOTAL	2	1	2	0	0	0	0
GEORGIA TECH							
John "Whack" Hyder (Georgia Tech 1937) 1960RR.....	1	1	1	0	0	0	1
Bobby Cremins (South Carolina 1970) 1985RR, 86, 87, 88, 89, 90-T3d, 91, 92, 93, 96.....	10	15	10	0	0	1	1
Paul Hewitt (St. John Fisher 1985) 2001, 04-2d, 05.....	3	5	3	0	1	0	0
TOTAL	14	21	14	0	1	1	2
GONZAGA							
Dan Fitzgerald (Cal St. L.A. 1965) 1995... Dan Monson (Idaho 1985) 1999RR.....	1	0	1	0	0	0	0
Mark Few (Oregon 1987) 2000, 01, 02, 03, 04, 05.....	6	7	6	0	0	0	0
TOTAL	8	10	8	0	0	0	1
HAMPTON							
Steve Merfeld (Wis.-La Crosse 1984) 2001, 02.....	2	1	2	0	0	0	0
TOTAL	2	1	2	0	0	0	0
HARDIN-SIMMONS							
Bill Scott (Hardin-Simmons 1947) 1953, 57.....	2	0	2	0	0	0	0
TOTAL	2	0	2	0	0	0	0
HARVARD							
Floyd Stahl (Illinois 1926) 1946RR.....	1	0	2	0	0	0	1
TOTAL	1	0	2	0	0	0	1
HAWAII							
Ephraim "Red" Rocha (Oregon St. 1950) 1972.....	1	0	1	0	0	0	0
Riley Wallace [Centenary (La.) 1964] 1994, 2001, 02.....	3	0	3	0	0	0	0
TOTAL	4	0	4	0	0	0	0
HOFSTRA							
Roger Gaekler (Gettysburg 1965) 1976, 77.....	2	0	2	0	0	0	0
Jay Wright (Bucknell 1983) 2000, 01.....	2	0	2	0	0	0	0
TOTAL	4	0	4	0	0	0	0

	Yrs. Won	Lost	CH	2D	3d%	4th	RR
HOLY CROSS							
Alvin "Doggie" Julian (Bucknell 1923) 1947-CH, 48-3d.....	2	5	1	1	0	1	0
Lester "Buster" Sheary (Catholic 1933) 1950RR, 53RR.....	2	2	3	0	0	0	2
Roy Leenig (Trinity (Conn.) 1942) 1956....	1	0	1	0	0	0	0
George Blaney (Holy Cross 1961) 1977, 80, 93.....	3	0	3	0	0	0	0
Ralph Willard (Holy Cross 1967) 2001, 02, 03.....	3	0	3	0	0	0	0
TOTAL	11	7	11	1	0	1	2
HOUSTON							
Alden Pasche (Rice 1932) 1956.....	1	0	2	0	0	0	0
Guy Lewis (Houston 1947) 1961, 65, 66, 67-3d, 68-4th, 70, 71, 72, 73, 78, 81, 82-T3d, 83-2d, 84-2d.....	14	26	18	0	2	2	1
Pat Foster (Arkansas 1961) 1987, 90, 92..	3	0	3	0	0	0	0
TOTAL	18	26	23	0	2	2	1
HOUSTON BAPTIST							
Gene Iba (Tulsa 1963) 1984.....	1	0	1	0	0	0	0
TOTAL	1	0	1	0	0	0	0
HOWARD							
A.B. Williamson (N.C. A&T 1968) 1981... Alfred "Butch" Beard (Louisville 1972) 1992.....	1	0	1	0	0	0	0
TOTAL	2	0	2	0	0	0	0
IDAHO							
Don Monson (Idaho 1955) 1981, 82.....	2	1	2	0	0	0	0
Kermit Davis Jr. (Mississippi St. 1982) 1989, 90.....	2	0	2	0	0	0	0
TOTAL	4	1	4	0	0	0	0
IDAHO ST.							
Steve Belko (Idaho 1939) 1953, 54, 55, 56.....	4	2	4	0	0	0	0
John Grayson (Oklahoma 1938) 1957, 58, 59.....	3	4	5	0	0	0	0
John Evans (Idaho 1948) 1960.....	1	0	1	0	0	0	0
Jim Killingsworth (Northeastern Okla. St. 1948) 1974, 77RR.....	2	2	2	0	0	0	1
Jim Boutin (Lewis & Clark 1964) 1987.....	1	0	1	0	0	0	0
TOTAL	11	8	13	0	0	0	1
ILLINOIS							
Doug Mills (Illinois 1930) 1942RR.....	1	0	2	0	0	0	1
Harry Combes (Illinois 1937) 1949-3d, 51-3d, 52-3d, 63RR.....	4	9	4	0	0	3	1
Lou Henson (New Mexico St. 1955) 1981, 83, 84RR, 85, 86, 87, 88, 89-T3d, 90, 93, 94, 95.....	12	12	12	0	0	1	0
Lon Kruger (Kansas St. 1974) 1997, 98 2000.....	3	3	3	0	0	0	0
Bill Self (Oklahoma St. 1985) 2001RR, 02, 03.....	3	6	3	0	0	0	1
Bruce Weber (Wis.-Milwaukee 1978) 2004, 05.....	2	7	2	0	1	0	0
TOTAL	25	37	26	0	1	4	4
ILLINOIS ST.							
Bob Donewald (Hanover 1964) 1983, 84, 85.....	3	2	3	0	0	0	0
Bob Bender (Duke 1980) 1990.....	1	0	1	0	0	0	0
Kevin Stallings (Purdue 1982) 1997, 98....	2	1	2	0	0	0	0
TOTAL	6	3	6	0	0	0	0
ILL.-CHICAGO							
Jimmy Collins (New Mexico St. 1970) 1998, 2002, 04.....	3	0	3	0	0	0	0
TOTAL	3	0	3	0	0	0	0
INDIANA							
Branch McCracken (Indiana 1930) 1940-CH, 53-CH, 54, 58.....	4	9	2	2	0	0	0
Lou Watson (Indiana 1950) 1967.....	1	1	1	0	0	0	0
Bob Knight (Ohio St. 1962) 1973-3d, 75RR, 76-CH, 78, 80, 81-CH, 82, 83, 84RR, 86, 87-CH, 88, 89, 90, 91, 92-T3d, 93RR, 94, 95, 96, 97, 98, 99, 2000.....	24	42	21	3	0	2	3
Mike Davis (Alabama 1983) 2001, 02-2d, 03.....	3	6	3	0	1	0	0
TOTAL	32	58	27	5	1	2	3
IUPUI							
Ron Hunter (Miami (Ohio) 1986) 2003.....	1	0	1	0	0	0	0
TOTAL	1	0	1	0	0	0	0
INDIANA ST.							
Bill Hodges (Marian 1970) 1979-2d.....	1	4	1	0	1	0	0
Royce Waltman (Slippery Rock 1964) 2000, 01.....	2	1	2	0	0	0	0
TOTAL	3	5	3	0	1	0	0

	Yrs. Won	Lost	CH	2D	3d%	4th	RR
IONA*							
Jim Valvano (Rutgers 1967) 1979, 80*	2	1	2	0	0	0	0
Pat Kennedy (King's (Pa.) 1976) 1984, 85...	2	0	2	0	0	0	0
Tim Welsh (Potsdam St. 1984) 1998	1	0	1	0	0	0	0
Jeff Ruland (Iona 1991) 2000, 01	2	0	2	0	0	0	0
TOTAL	7	1	7	0	0	0	0
IOWA							
Frank "Bucky" O'Connor (Drake 1938)							
1955-4th, 56-2d	2	5	3	0	1	0	1
Ralph Miller (Kansas 1942) 1970	1	1	1	0	0	0	0
Lute Olson (Augsburg 1957)							
1979, 80-4th, 81, 82, 83	5	7	6	0	0	0	1
George Raveling (Villanova 1960) 1985, 86	2	0	2	0	0	0	0
Tom Davis (Wis.-Platteville 1960) 1987RR, 88, 89, 91, 92, 93, 96, 97, 99	9	13	9	0	0	0	1
Steve Alford (Indiana 1987) 2001, 05	2	1	2	0	0	0	0
TOTAL	21	27	23	0	1	0	2
IOWA ST.							
Louis Menze (Central Mo. St. 1928)							
1944-T3d	1	1	1	0	0	1	0
Johnny Orr (Beloit 1949) 1985, 86, 88, 89, 92, 93	6	3	6	0	0	0	0
Tim Floyd (Louisiana Tech 1977) 1995, 96, 97	3	4	3	0	0	0	0
Larry Eustachy (Long Beach St. 1979)							
2000RR, 01	2	3	2	0	0	0	1
Wayne Morgan (St. Lawrence 1973) 2005..	1	1	1	0	0	0	0
TOTAL	13	12	13	0	0	1	1
JACKSON ST.							
Andy Stoglin (UTEP 1965) 1997, 2000	2	0	2	0	0	0	0
TOTAL	2	0	2	0	0	0	0
JACKSONVILLE							
Joe Williams (Southern Methodist 1956)							
1970-2d	1	4	1	0	1	0	0
Tom Wasdin (Florida 1957) 1971, 73	2	0	2	0	0	0	0
Tates Locke (Ohio Wesleyan 1959) 1979..	1	0	1	0	0	0	0
Bob Wenzel (Rutgers 1971) 1986	1	0	1	0	0	0	0
TOTAL	5	4	5	0	1	0	0
JAMES MADISON							
Lou Campanelli (Montclair St. 1960)							
1981, 82, 83	3	3	3	0	0	0	0
Charles "Lefty" Driesell (Duke 1954)							
1994	1	0	1	0	0	0	0
TOTAL	4	3	4	0	0	0	0
KANSAS							
Forrest C. "Phog" Allen (Kansas 1906)							
1940-2d, 42RR, 52-CH, 53-2d	4	10	3	1	2	0	1
Dick Harp (Kansas 1940) 1957-2d, 60RR...	2	4	2	0	1	0	1
Ted Owens (Oklahoma 1951) 1966RR, 67, 71-4th, 74-4th, 75, 78, 81	7	8	9	0	0	2	1
Larry Brown (North Carolina 1963)							
1984, 85, 86-T3d, 87, 88-CH	5	14	4	1	0	1	0
Roy Williams (North Carolina 1972)							
1990, 91-2d, 92, 93-T3d, 94, 95, 96RR, 97, 98, 99, 2000, 01, 02-T3d, 03-2d	14	34	14	0	2	2	1
Bill Self (Oklahoma St. 1985) 2004RR, 05 ..	2	3	2	0	0	0	1
TOTAL	34	73	34	2	5	3	5
KANSAS ST.							
Jack Gardner (Southern California 1932)							
1948-4th, 51-2d	2	4	3	0	1	0	1
Fred "Tex" Winter (Southern California 1947) 1956, 58-4th, 59RR, 61RR, 64-4th, 68	6	7	9	0	0	2	2
Lowell "Cotton" Fitzsimmons (Midwestern St. 1955) 1970	1	1	1	0	0	0	0
Jack Hartman (Oklahoma St. 1949)							
1972RR, 73RR, 75RR, 77, 80, 81RR, 82..	7	11	7	0	0	0	4
Lon Kruger (Kansas St. 1974) 1987, 88RR, 89, 90	4	4	4	0	0	0	1
Dana Altman (Eastern N.M. 1980) 1993 ..	1	0	1	0	0	0	0
Tom Asbury (Wyoming 1967) 1996	1	0	1	0	0	0	0
TOTAL	22	27	26	0	1	0	7
KENT ST.							
Gary Waters (Ferris St. 1975) 1999, 2001..	2	1	2	0	0	0	0
Stan Heath (Eastern Mich. 1988) 2002RR...	1	3	1	0	0	0	1
TOTAL	3	4	3	0	0	0	1

	Yrs. Won	Lost	CH	2D	3d%	4th	RR
KENTUCKY*							
Adolph Rupp (Kansas 1923) 1942-T3d, 45RR, 48-CH, 49-CH, 51-CH, 52RR, 55, 56RR, 57RR, 58-CH, 59, 61RR, 62RR, 64, 66-2d, 68RR, 69, 70RR, 71, 72RR	20	30	18	4	1	1	0
Joe B. Hall (Sewanee 1951) 1973RR, 75-2d, 77RR, 78-CH, 80, 81, 82, 83RR, 84-T3d, 85	10	20	9	1	1	1	0
Eddie Sutton (Oklahoma St. 1958)							
1986RR, 87, 88*	3	5	3	0	0	0	1
Rick Pitino (Massachusetts 1974)							
1992RR, 93-T3d, 94, 95RR 96-CH, 97-2d	6	22	5	1	1	1	0
Tubby Smith (High Point 1973) 1998-CH, 99RR, 2000, 01, 02, 03RR, 04, 05RR....	8	21	7	1	0	0	3
TOTAL	47	98	42	7	3	3	0
LA SALLE							
Ken Loeffler (Penn St. 1924) 1954-CH, 55-2d	2	9	1	1	1	0	0
Jim Harding (Iowa 1949) 1968	1	0	1	0	0	0	0
Paul Westhead (St. Joseph's 1961) 1975, 78	2	0	2	0	0	0	0
Dave "Lefty" Ervin (La Salle 1968) 1980, 83	2	1	2	0	0	0	0
Bill "Speedy" Morris (St. Joseph's 1973) 1988, 89, 90, 92	4	1	4	0	0	0	0
TOTAL	11	11	10	1	1	0	0
LAFAYETTE							
George Davidson (Lafayette 1951) 1957 ..	1	0	2	0	0	0	0
Fran O'Hanlon (Villanova 1970) 1999, 2000	2	0	2	0	0	0	0
TOTAL	3	0	4	0	0	0	0
LAMAR							
Billy Tubbs (Lamar 1958) 1979, 80	2	3	2	0	0	0	0
Pat Foster (Arkansas 1961) 1981, 83	2	2	2	0	0	0	0
Mike Deane (Potsdam St. 1974) 2000	1	0	1	0	0	0	0
TOTAL	5	5	5	0	0	0	0
LEBANON VALLEY							
George "Rinso" Marquette (Lebanon Valley 1948) 1953	1	1	2	0	0	0	0
TOTAL	1	1	2	0	0	0	0
LEHIGH							
Tom Schneider (Bucknell 1969) 1985	1	0	1	0	0	0	0
Fran McCaffery (Penn 1982) 1988	1	0	1	0	0	0	0
Billy Taylor (Notre Dame 1995) 2004	1	0	1	0	0	0	0
TOTAL	3	0	3	0	0	0	0
LIBERTY							
Jeff Meyer (Taylor 1976) 1994	1	0	1	0	0	0	0
Randy Dunton [Baptist Bible (Mo.) 1984] 2004	1	0	1	0	0	0	0
TOTAL	2	0	2	0	0	0	0
LONG BEACH ST.*							
Jerry Tarkanian (Fresno St. 1956) 1970, 71RR*, 72RR*, 73*	4	7	5	0	0	0	2
Dwight Jones (Pepperdine 1965) 1977	1	0	1	0	0	0	0
Seth Greenberg (Fairleigh Dickinson 1978) 1993, 95	2	0	2	0	0	0	0
TOTAL	7	7	8	0	0	0	2
LONG ISLAND							
Paul Lizzo (Northwest Mo. St. 1963)							
1981, 84	2	0	2	0	0	0	0
Roy Haskins (Shaw 1972) 1997	1	0	1	0	0	0	0
TOTAL	3	0	3	0	0	0	0
LA.-LAFAYETTE*							
Beryl Shipley (Delta St. 1951) 1972*, 73* ..	2	3	3	0	0	0	0
Bobby Paschal (Stetson 1964) 1982, 83 ...	2	0	2	0	0	0	0
Marty Fletcher (Maryland 1973) 1992, 94 ..	2	1	2	0	0	0	0
Jessie Evans (Eastern Mich. 1972) 2000, 04..	2	0	2	0	0	0	0
Robert Lee (Nicholls St. 1991) 2005	1	0	1	0	0	0	0
TOTAL	9	4	10	0	0	0	0
LA.-MONROE							
Mike Vining (La.-Monroe 1967) 1982, 86, 90, 91, 92, 93, 96	7	0	7	0	0	0	0
TOTAL	7	0	7	0	0	0	0
LSU							
Harry Rabenhorst (Wake Forest 1921)							
1953-4th, 54	2	2	4	0	0	0	1
Dale Brown (Minot St. 1957) 1979, 80RR, 81-4th, 84, 85, 86-T3d, 87RR, 88, 89, 90, 91, 92, 93	13	15	14	0	0	1	1
John Brady (Belhaven 1976) 2000, 03, 05..	3	2	3	0	0	0	0
TOTAL	18	19	21	0	0	1	2

	Yrs. Won	Lost	CH	2D	3d%	4th	RR
LOUISIANA TECH							
Andy Russo (Lake Forest 1970) 1984, 85.....	2	3	2	0	0	0	0
Tommy Joe Eagles (Louisiana Tech 1971) 1987, 89.....	2	1	2	0	0	0	0
Jerry Loyd (LeTourneau 1976) 1991.....	1	0	1	0	0	0	0
TOTAL	5	4	5	0	0	0	0
LOUISVILLE							
Bernard "Peck" Hickman (Western Ky. 1935) 1951, 59-4th, 61, 64, 67.....	5	5	7	0	0	0	1
John Dromo (John Carroll 1939) 1968.....	1	1	1	0	0	0	0
Denny Crum (UCLA 1959) 1972-4th, 74, 75-3d, 77, 78, 79, 80-CH, 81, 82-T3d, 83-T3d, 84, 86-CH, 88, 89, 90, 92, 93, 94, 95, 96, 97RR, 99, 2000.....	23	42	23	2	0	3	1
Rick Pitino (Massachusetts 1974) 2003, 04, 05-T3d.....	3	5	3	0	0	1	0
TOTAL	32	53	34	2	0	4	2
LOYOLA MARYMOUNT*							
William Donovan (Loyola Marymount 1950) 1961.....	1	1	1	0	0	0	0
Ron Jacobs (Southern California 1964) 1980*.....	1	0	1	0	0	0	0
Paul Westhead (St. Joseph's 1961) 1988, 89, 90RR.....	3	4	3	0	0	0	1
TOTAL	5	5	5	0	0	0	1
LOYOLA (ILL.)							
George Ireland (Notre Dame 1936) 1963-CH, 64, 66, 68.....	4	7	3	1	0	0	0
Gene Sullivan (Notre Dame 1953) 1985.....	1	2	1	0	0	0	0
TOTAL	5	9	4	1	0	0	0
LOYOLA (LA.)							
Jim McCafferty [Loyola (La.) 1942] 1954, 57.....	2	0	2	0	0	0	0
Jim Harding (Iowa 1949) 1958.....	1	0	1	0	0	0	0
TOTAL	3	0	3	0	0	0	0
LOYOLA (MD.)							
Skip Prosser (Merchant Marine 1972) 1994.....	1	0	1	0	0	0	0
TOTAL	1	0	1	0	0	0	0
MANHATTAN							
Ken Norton (Long Island 1939) 1956, 58....	2	1	3	0	0	0	0
Fran Fraschilla (Brooklyn 1980) 1993, 95....	2	1	2	0	0	0	0
Bobby Gonzalez (Buffalo St. 1986) 2003, 04.....	2	1	2	0	0	0	0
TOTAL	6	3	7	0	0	0	0
MARIST							
Matt Furjanic (Point Park 1973) 1986.....	1	0	1	0	0	0	0
Dave Magarity [St. Francis (Pa.) 1974] 1987.....	1	0	1	0	0	0	0
TOTAL	2	0	2	0	0	0	0
MARQUETTE							
Jack Nagle (Marquette 1940) 1955RR.....	1	2	1	0	0	0	1
Eddie Hickey (Creighton 1927) 1959, 61..	2	1	3	0	0	0	0
Al McGuire [St. John's (N.Y.) 1951] 1968, 69RR, 71, 72, 73, 74-2d, 75, 76RR, 77-CH.....	9	20	9	1	1	0	2
Hank Raymonds (St. Louis 1948) 1978, 79, 80, 82, 83.....	5	2	5	0	0	0	0
Kevin O'Neill (McGill 1979) 1993, 94.....	2	2	2	0	0	0	0
Mike Deane (Potsdam St. 1974) 1996, 97	2	1	2	0	0	0	0
Tom Crean (Central Mich. 1989) 2002, 03-T3d.....	2	4	2	0	0	1	0
TOTAL	23	32	24	1	1	1	3
MARSHALL*							
Jule Rivlin (Marshall 1940) 1956.....	1	0	1	0	0	0	0
Carl Tacy (Davis & Elkins 1956) 1972.....	1	0	1	0	0	0	0
Rick Huckabay (Louisiana Tech 1967) 1984, 85, 87*.....	3	0	3	0	0	0	0
TOTAL	5	0	5	0	0	0	0
MARYLAND*							
H.A. "Bud" Millikan (Oklahoma St. 1942) 1958.....	1	2	1	0	0	0	0
Charles "Lefty" Driesell (Duke 1954) 1973RR, 75RR, 80, 81, 83, 84, 85, 86....	8	10	8	0	0	0	2
Bob Wade (Morgan St. 1967) 1988*.....	1	1	1	0	0	0	0
Gary Williams (Maryland 1967) 1994, 95, 96, 97, 98, 99, 2000, 01-T3d, 02-CH, 03, 04.....	11	22	10	1	0	1	0
TOTAL	21	35	20	1	0	1	2
MASSACHUSETTS*							
Matt Zunic (George Washington 1942) 1962.....	1	0	1	0	0	0	0
John Calipari (Clarion 1982) 1992, 93, 94, 95RR, 96-T3d*.....	5	11	5	0	0	1	0
James Flint (St. Joseph's 1987) 1997, 98....	2	0	2	0	0	0	0
TOTAL	8	11	8	0	0	1	0

	Yrs. Won	Lost	CH	2D	3d%	4th	RR
McNEESE ST.							
Steve Welch (Southeastern La. 1971) 1989.....	1	0	1	0	0	0	0
Tic Price (Virginia Tech 1979) 2002.....	1	0	1	0	0	0	0
TOTAL	2	0	2	0	0	0	0
MEMPHIS*							
Eugene Lambert (Arkansas 1929) 1955, 56.....	2	0	2	0	0	0	0
Bob Vanatta (Central Methodist 1945) 1962	1	0	1	0	0	0	0
Gene Bartow (Truman 1953) 1973-2d.....	1	3	1	0	1	0	0
Wayne Yates (Memphis 1961) 1976.....	1	0	1	0	0	0	0
Dana Kirk (Marshall 1960) 1982*, 83*, 84*, 85-T3d*, 86*.....	5	9	5	0	0	1	0
Larry Finch (Memphis 1973) 1988, 89, 92RR, 93, 95, 96.....	6	6	6	0	0	0	1
John Calipari (Clarion 1982) 2003, 04.....	2	1	2	0	0	0	0
TOTAL	18	19	18	0	1	1	0
MERCER							
Bill Bibb (Ky. Wesleyan 1957) 1981, 85....	2	0	2	0	0	0	0
TOTAL	2	0	2	0	0	0	0
MIAMI (FLA.)							
Bruce Hale (Santa Clara 1941) 1960.....	1	0	1	0	0	0	0
Leonard Hamilton (Tenn.-Martin 1971) 1998, 99, 2000, 02.....	4	3	4	0	0	0	0
TOTAL	5	3	5	0	0	0	0
MIAMI (OHIO)							
Bill Rohr (Ohio Wesleyan 1940) 1953, 55, 57.....	3	0	3	0	0	0	0
Dick Shrider (Ohio 1948) 1958, 66.....	2	1	3	0	0	0	0
Tates Locke (Ohio Wesleyan 1959) 1969..	1	1	2	0	0	0	0
Darrell Hedric [Miami (Ohio) 1955] 1971, 73, 78, 84.....	4	1	4	0	0	0	0
Jerry Peirson [Miami (Ohio) 1966] 1985, 86.....	2	0	2	0	0	0	0
Joby Wright (Indiana 1972) 1992.....	1	0	1	0	0	0	0
Herb Sendek (Carnegie Mellon 1985) 1995.....	1	1	1	0	0	0	0
Charlie Coles [Miami (Ohio) 1965] 1997, 99.....	2	2	2	0	0	0	0
TOTAL	16	6	18	0	0	0	0
MICHIGAN#*							
Osborne "Ozzie" Cowles (Carleton 1922) 1948RR.....	1	1	1	0	0	0	1
Dave Strack (Michigan 1946) 1964-3d, 65-2d, 66RR.....	3	7	3	0	1	1	0
Johnny Orr (Beloit 1949) 1974RR, 75, 76-2d, 77RR.....	4	7	4	0	1	0	2
Bill Frieder (Michigan 1964) 1985, 86, 87, 88.....	4	5	4	0	0	0	0
Steve Fisher (Illinois St. 1967) 1989-CH, 90, 92-2d*, 93-2d*, 94RR, 95, 96*.....	7	20	6	1	2	0	1
Brian Ellerbe (Rutgers 1985) 1998*.....	1	1	1	0	0	0	0
TOTAL	20	41	19	1	4	1	5
MICHIGAN ST.							
Forrest "Forddy" Anderson (Stanford 1942) 1957-4th, 59RR.....	2	3	3	0	0	0	1
George "Jud" Heathcote (Washington St. 1950) 1978RR, 79-CH, 85, 86, 90, 91, 92, 94, 95.....	9	14	8	1	0	0	1
Tom Izzo (Northern Mich. 1977) 1998, 99-T3d, 2000-CH, 01-T3d, 02, 03RR, 04, 05-T3d.....	8	23	7	1	0	3	1
TOTAL	19	40	18	2	0	3	3
MIDDLE TENN.							
Jimmy Earle (Middle Tenn. 1959) 1975, 77.....	2	0	2	0	0	0	0
Stan Simpson (Ga. Southern 1961) 1982..	1	1	1	0	0	0	0
Bruce Stewart (Jacksonville St. 1975) 1985, 87, 89.....	3	1	3	0	0	0	0
TOTAL	6	2	6	0	0	0	0
MINNESOTA*							
Bill Musselman (Wittenberg 1961) 1972*....	1	1	1	0	0	0	0
Jim Dutcher (Michigan 1955) 1982.....	1	1	1	0	0	0	0
Clem Haskins (Western Ky. 1967) 1989, 90RR, 94*, 95*, 97-T3d*, 99.....	6	10	6	0	0	1	0
Dan Manson (Idaho 1985) 2005.....	1	0	1	0	0	0	0
TOTAL	9	12	9	0	0	1	0
MISSISSIPPI							
Bob Wellich (Ohio St. 1967) 1981.....	1	0	1	0	0	0	0
Rob Evans (New Mexico St. 1968) 1997, 98.....	2	0	2	0	0	0	0
Rod Barnes (Mississippi 1988) 1999, 2001, 02.....	3	3	3	0	0	0	0
TOTAL	6	3	6	0	0	0	0

	Yrs. Won	Lost	CH	2D	3d%	4th	RR
MISSISSIPPI ST.							
James "Babe" McCarthy (Mississippi St. 1949) 1963.....	1	1	1	0	0	0	0
Richard Williams (Mississippi St. 1967) 1991, 95, 96-T3d.....	3	6	3	0	0	1	0
Rick Stansbury (Campbellsville 1982) 2002, 03, 04, 05.....	4	3	4	0	0	0	0
TOTAL	8	10	8	0	0	1	0
MISSISSIPPI VAL.							
Lafayette Stribling (Miss. Industrial 1957) 1986, 92, 96.....	3	0	3	0	0	0	0
TOTAL	3	0	3	0	0	0	0
MISSOURI#*							
George Edwards (Missouri 1913) 1944RR.....	1	1	1	0	0	0	1
Norm Stewart (Missouri 1956) 1976RR, 78, 80, 81, 82 83, 86, 87, 88, 89, 90, 92, 93, 94RR*, 95, 99.....	16	12	16	0	0	0	2
Quin Snyder (Duke 1989) 2000, 01, 02RR, 03.....	4	5	4	0	0	0	1
TOTAL	21	18	21	0	0	0	4
MISSOURI ST.							
Charlie Spoonhour (School of Ozarks 1961) 1987, 88, 89, 90, 92.....	5	1	5	0	0	0	0
Steve Alford (Indiana 1987) 1999.....	1	2	1	0	0	0	0
TOTAL	6	3	6	0	0	0	0
MONMOUTH							
Wayne Szoke (Maryland 1963) 1996.....	1	0	1	0	0	0	0
Dave Calloway [Monmouth 1991] 2001, 04.....	2	0	2	0	0	0	0
TOTAL	3	0	3	0	0	0	0
MONTANA							
George "Jud" Heathcote (Washington St. 1950) 1975.....	1	1	2	0	0	0	0
Stew Morrill (Gonzaga 1974) 1991.....	1	0	1	0	0	0	0
Blaine Taylor (Montana 1982) 1992, 97... ..	2	0	2	0	0	0	0
Don Holst (Northern Mont. 1975) 2002....	1	0	1	0	0	0	0
Larry Krystkowiak (Montana 1996) 2005... ..	1	0	1	0	0	0	0
TOTAL	6	1	7	0	0	0	0
MONTANA ST.							
John Breeden (Montana St. 1929) 1951....	1	0	1	0	0	0	0
Stu Starner (Minn.-Morris 1965) 1986.....	1	0	1	0	0	0	0
Mike Durham (Montana St. 1979) 1996....	1	0	1	0	0	0	0
TOTAL	3	0	3	0	0	0	0
MOREHEAD ST.							
Robert Laughlin (Morehead St. 1937) 1956, 57, 61.....	3	3	4	0	0	0	0
Wayne Martin (Morehead St. 1968) 1983, 84.....	2	1	2	0	0	0	0
TOTAL	5	4	6	0	0	0	0
MT. ST. MARY'S							
James Phelan (La Salle 1951) 1995, 99....	2	0	2	0	0	0	0
TOTAL	2	0	2	0	0	0	0
MURRAY ST.							
Cal Luther (Valparaiso 1951) 1964, 69....	2	0	2	0	0	0	0
Steve Newton (Indiana St. 1963) 1988, 90, 91.....	3	1	3	0	0	0	0
Scott Edgar (Pitt.-Johnstown 1978) 1992, 95.....	2	0	2	0	0	0	0
Mark Gottfried (Alabama 1987) 1997, 98.....	2	0	2	0	0	0	0
Tevester Anderson (Ark.-Pine Bluff 1962) 1999, 2002.....	2	0	2	0	0	0	0
Mick Cronin (Cincinnati 1997) 2004.....	1	0	1	0	0	0	0
TOTAL	12	1	12	0	0	0	0
NAVY							
Ben Carnevale (New York U. 1938) 1947RR, 53, 54RR, 59, 60.....	5	4	6	0	0	0	2
Paul Evans (Ithaca 1967) 1985, 86RR.....	2	4	2	0	0	0	1
Pete Herrmann (Geneseo St. 1970) 1987... ..	1	0	1	0	0	0	0
Don DeVoe (Ohio St. 1964) 1994, 97, 98... ..	3	0	3	0	0	0	0
TOTAL	11	8	12	0	0	0	3
NEBRASKA							
Moe Iba (Oklahoma St. 1962) 1986.....	1	0	1	0	0	0	0
Danny Nee (St. Marys of the Plains 1971) 1991, 92, 93, 94, 98.....	5	0	5	0	0	0	0
TOTAL	6	0	6	0	0	0	0
NEVADA							
Sonny Allen (Marshall 1959) 1984, 85....	2	0	2	0	0	0	0
Trent Johnson (Boise St. 1983) 2004.....	1	2	1	0	0	0	0
Mark Fox (Eastern N.M. 1991) 2005.....	1	1	1	0	0	0	0
TOTAL	4	3	4	0	0	0	0

	Yrs. Won	Lost	CH	2D	3d%	4th	RR
UNLV							
Jerry Tarkanian (Fresno St. 1956) 1975, 76, 77-3d, 83, 84, 85, 86, 87-T3d, 88, 89RR, 90-CH, 91-T3d.....	12	30	11	1	0	3	0
Bill Bayno (Sacred Heart 1985) 1998, 2000.....	2	0	2	0	0	0	0
TOTAL	14	30	13	1	0	3	0
NEW MEXICO							
Bob King (Iowa 1947) 1968.....	1	0	2	0	0	0	0
Norm Ellenberger (Butler 1955) 1974, 78... ..	2	2	2	0	0	0	0
Dave Bliss (Cornell 1965) 1991, 93, 94, 96, 97, 98, 99.....	7	4	7	0	0	0	0
Ritchie McKay (Seattle Pacific 1987) 2005.....	1	0	1	0	0	0	0
TOTAL	11	6	12	0	0	0	0
NEW MEXICO ST.*							
George McCarty (New Mexico St. 1950) 1952.....	1	0	2	0	0	0	0
Presley Askew (Southeastern Okla. 1930) 1959, 60.....	2	0	2	0	0	0	0
Ken Hayes (Northeastern St. 1956) 1979... ..	1	0	1	0	0	0	0
Neil McCarthy (Sacramento St. 1965) 1990, 91, 92*, 93*, 94*.....	5	3	5	0	0	0	0
Lou Henson (New Mexico St. 1955) 1967, 68, 69, 70-3d, 71, 75, 99.....	7	7	8	0	0	1	0
TOTAL	16	10	18	0	0	1	0
NEW ORLEANS							
Benny Dees (Wyoming 1958) 1987.....	1	1	1	0	0	0	0
Tim Floyd (Louisiana Tech 1977) 1991, 93.....	2	0	2	0	0	0	0
Tic Price (Virginia Tech 1979) 1996.....	1	0	1	0	0	0	0
TOTAL	4	1	4	0	0	0	0
NEW YORK U.							
Howard Cann (New York U. 1920) 1943RR, 45-2d, 46RR.....	3	3	4	0	1	0	2
Lou Rossini (Columbia 1948) 1960-4th, 62, 63.....	3	6	5	0	0	0	1
TOTAL	6	9	9	0	1	0	2
NIAGARA							
Frank Layden (Niagara 1955) 1970.....	1	1	2	0	0	0	0
Joe Mihalich (La Salle 1978) 2005.....	1	0	1	0	0	0	0
TOTAL	2	1	3	0	0	0	0
NICHOLLS ST.							
Rickey Broussard (La.-Lafayette 1970) 1995, 98.....	2	0	2	0	0	0	0
TOTAL	2	0	2	0	0	0	0
NORTH CAROLINA							
Bill Lange (Wittenberg 1921) 1941RR.....	1	0	2	0	0	0	1
Ben Carnevale (New York U. 1938) 1946-2d.....	1	2	1	0	1	0	0
Frank McGuire [St. John's (N.Y.) 1936] 1957-CH, 59.....	2	5	1	1	0	0	0
Dean Smith (Kansas 1953) 1967-4th, 68-2d, 69-4th, 72-3d, 75 76, 77-2d, 78, 79, 80, 81-2d, 82-CH, 83RR, 84, 85RR 86, 87RR, 88RR, 89, 90, 91-T3d, 92, 93-CH, 94, 95-T3d, 96, 97-T3d.....	27	65	27	2	3	4	2
Bill Guthridge (Kansas St. 1963) 1998-T3d, 99, 2000-T3d.....	3	8	3	0	0	2	0
Matt Doherty (North Carolina 1984) 2001.....	1	1	1	0	0	0	0
Roy Williams (North Carolina 1972) 2004, 05-CH.....	2	7	1	1	0	0	0
TOTAL	37	88	36	4	4	6	2
UNC ASHEVILLE							
Eddie Biedenback (North Carolina St. 1968) 2003.....	1	1	1	0	0	0	0
TOTAL	1	1	1	0	0	0	0
UNC GREENSBORO							
Randy Peele (Va. Wesleyan 1980) 1996... ..	1	0	1	0	0	0	0
Fran McCaffery (Penn 1982) 2001.....	0	1	0	0	0	0	0
TOTAL	2	0	2	0	0	0	0
UNC WILMINGTON							
Jerry Wainwright (Colorado Col. 1968) 2000, 02.....	2	1	2	0	0	0	0
Brad Brownell (DePauw 1991) 2003.....	1	0	1	0	0	0	0
TOTAL	3	1	3	0	0	0	0
N.C. A&T							
Don Corbett [Lincoln (Mo.) 1965] 1982, 83, 84, 85, 86, 87, 88.....	7	0	7	0	0	0	0
Jeff Capel (Fayetteville St. 1977) 1994.....	1	0	1	0	0	0	0
Roy Thomas (Baylor 1974) 1995.....	1	0	1	0	0	0	0
TOTAL	9	0	9	0	0	0	0

CHAMPIONSHIPS

	Yrs. Won	Lost	CH	2D	3d%	4th	RR
NORTH CAROLINA ST.*							
Everett Case (Wisconsin 1923) 1950-3d, 51RR, 52, 54, 56.....	5	6	6	0	0	1	0 1
Press Maravich (Davis & Elkins 1941) 1965.....	1	1	1	0	0	0	0 0
Norm Sloan (North Carolina St. 1951) 1970, 74-CH, 80.....	3	5	2	1	0	0	0 0
Jim Valvano (Rutgers 1967) 1982, 83-CH, 85RR, 86RR 87*, 88*, 89.....	7	14	6	1	0	0	0 2
Les Robinson (North Carolina St. 1964) 1991.....	1	1	1	0	0	0	0 0
Herb Sendek (Carnegie Mellon 1985) 2002, 03, 04, 05.....	4	4	4	0	0	0	0 0
TOTAL	21	31	20	2	0	1	0 3
NORTH TEXAS							
Jimmy Gales (Alcorn St. 1963) 1988.....	1	0	1	0	0	0	0 0
TOTAL	1	0	1	0	0	0	0 0
NORTHEASTERN							
Jim Colhoun (American Int'l 1966) 1981, 82, 84, 85, 86.....	5	3	5	0	0	0	0 0
Karl Fogel (Colby 1968) 1987, 91.....	2	0	2	0	0	0	0 0
TOTAL	7	3	7	0	0	0	0 0
NORTHERN ARIZ.							
Ben Howland (Weber St. 1980) 1998.....	1	0	1	0	0	0	0 0
Mike Adras (UC Santa Barb. 1983) 2000.....	1	0	1	0	0	0	0 0
TOTAL	2	0	2	0	0	0	0 0
NORTHERN ILL.							
John McDougal (Evansville 1950) 1982.....	1	0	1	0	0	0	0 0
Jim Molinari (Ill. Wesleyan 1977) 1991.....	1	0	1	0	0	0	0 0
Brian Hammel (Bentley 1975) 1996.....	1	0	1	0	0	0	0 0
TOTAL	3	0	3	0	0	0	0 0
UNI							
Eldon Miller (Wittenberg 1961) 1990.....	1	1	1	0	0	0	0 0
Greg McDermott (UNI 1988) 2004, 05.....	2	0	2	0	0	0	0 0
TOTAL	3	1	3	0	0	0	0 0
NORTHWESTERN ST.							
Mike McConathy (Louisiana Tech 1977) 2001.....	1	1	1	0	0	0	0 0
TOTAL	1	1	1	0	0	0	0 0
NOTRE DAME							
John Jordan (Notre Dame 1935) 1953RR, 54RR, 57, 58RR, 60, 63.....	6	8	6	0	0	0	0 3
Johnny Dee (Notre Dame 1946) 1965, 69, 70, 71.....	4	2	6	0	0	0	0 0
Richard "Digger" Phelps (Rider 1963) 1974, 75, 76, 77, 78-4th, 79RR, 80, 81, 85, 86, 87, 88, 89, 90.....	14	15	16	0	0	0	1 1
Mike Brey (George Washington 1982) 2001, 02, 03.....	3	4	3	0	0	0	0 0
TOTAL	27	29	31	0	0	0	1 4
OAKLAND							
Greg Kampe (Bowling Green 1978) 2005.....	1	1	1	0	0	0	0 0
TOTAL	1	1	1	0	0	0	0 0
OHIO							
James Snyder (Ohio 1941) 1960, 61, 64RR, 65, 70, 72, 74.....	7	3	8	0	0	0	0 1
Danny Nee (St. Mary of the Plains 1971) 1983, 85.....	2	1	2	0	0	0	0 0
Larry Hunter (Ohio 1971) 1994.....	1	0	1	0	0	0	0 0
Tim O'Shea (Boston College 1984) 2005.....	1	0	1	0	0	0	0 0
TOTAL	11	4	12	0	0	0	0 1
OHIO ST.							
Harold Olsen (Wisconsin 1917) 1939-2d, 44-T3d, 45-T3d, 46-3d.....	4	6	4	0	1	3	0 0
William "Tippy" Dye (Ohio St. 1937) 1950RR.....	1	1	1	0	0	0	0 1
Fred Taylor (Ohio St. 1950) 1960-CH, 61-2d, 62-2d, 68-3d, 71RR.....	5	14	4	1	2	1	0 1
Eldon Miller (Wittenberg 1961) 1980, 82, 83, 85.....	4	3	4	0	0	0	0 0
Gary Williams (Maryland 1967) 1987.....	1	1	1	0	0	0	0 0
Randy Ayers [Miami (Ohio) 1978] 1990, 91, 92RR.....	3	6	3	0	0	0	0 1
Jim O'Brien (Boston College 1971) 1999- T3d, 2000, 01, 02.....	4	6	4	0	0	1	0 0
TOTAL	22	37	21	1	3	5	0 3
OKLAHOMA							
Bruce Drake (Oklahoma 1929) 1939-T3d, 43RR, 47-2d.....	3	4	3	0	1	1	0 1
Dave Bliss (Cornell 1965) 1979.....	1	1	1	0	0	0	0 0
Billy Tubbs (Lamar 1958) 1983, 84, 85RR, 86, 87, 88-2d, 89, 90, 92.....	9	15	9	0	1	0	0 1
Kelvin Sampson (UNC Pembroke 1978) 1995, 96, 97, 98, 99, 2000, 01, 02-T3d, 03RR, 05.....	10	11	10	0	0	1	0 1
TOTAL	23	31	23	0	2	2	0 3

	Yrs. Won	Lost	CH	2D	3d%	4th	RR
OKLAHOMA CITY							
Doyle Parrack (Oklahoma St. 1945) 1952, 53, 54, 55.....	4	1	5	0	0	0	0 0
A.E. "Abe" Lemons (Oklahoma City 1949) 1956RR, 57RR, 63, 64, 65, 66, 73.....	7	7	8	0	0	0	0 2
TOTAL	11	8	13	0	0	0	0 2
OKLAHOMA ST.							
Hank Iba [Westminster (Mo.) 1928] 1945-CH, 46-CH, 49-2d, 51-4th, 53-RR, 54-RR, 58RR, 65RR.....	8	15	7	2	1	0	1 4
Paul Hansen (Oklahoma City 1950) 1983... Eddie Sutton (Oklahoma St. 1958) 1991, 92, 93, 94, 95-T3d, 98, 99, 2000RR, 01, 02, 03, 04-T3d, 05.....	1	0	1	0	0	0	0 0
13	22	13	0	0	2	0	1
TOTAL	22	37	21	2	1	2	1 5
OLD DOMINION							
Paul Webb (William & Mary 1951) 1980, 82, 85.....	3	0	3	0	0	0	0 0
Tom Young (Maryland 1958) 1986.....	1	1	1	0	0	0	0 0
Oliver Purnell (Old Dominion 1975) 1992... Jeff Capel (Fayetteville St. 1977) 1995, 97... Blaine Taylor (Montana 1982) 2005.....	1	0	1	0	0	0	0 0
2	1	2	0	0	0	0	0 0
1	0	1	0	0	0	0	0 0
TOTAL	8	2	8	0	0	0	0 0
ORAL ROBERTS							
Ken Trickey (Middle Tenn. 1954) 1974RR... Dick Acres (UC Santa Barb.) 1984.....	1	2	1	0	0	0	0 1
1	0	1	0	0	0	0	0 0
TOTAL	2	2	2	0	0	0	0 1
OREGON							
Howard Hobson (Oregon 1926) 1939-CH... John Warren (Oregon 1928) 1945RR..... Steve Belko (Idaho 1939) 1960RR, 61..... Jerry Green (Appalachian St. 1968) 1995..... Ernie Kent (Oregon 1977) 2000, 02RR, 03... TOTAL	1	3	0	1	0	0	0 0
1	1	1	0	0	0	0	1
2	2	2	0	0	0	0	1
1	0	1	0	0	0	0	0
3	3	3	0	0	0	0	1
8	9	7	1	0	0	0	3
OREGON ST.*							
Amory "Slat" Gill (Oregon St. 1925) 1947RR, 49-4th, 55RR, 62RR, 63-4th, 64.....	6	8	8	0	0	0	2 3
Paul Valenti (Oregon St. 1942) 1966RR.... Ralph Miller (Kansas 1942) 1975, 80*, 81*, 82RR*, 84, 85, 88, 89..... Jim Anderson (Oregon St. 1959) 1990.....	1	1	1	0	0	0	0 1
8	3	9	0	0	0	0	1
1	0	1	0	0	0	0	0
TOTAL	16	12	19	0	0	0	2 5
PACIFIC							
Dick Edwards (Culver-Stockton 1952) 1966, 67RR, 71.....	3	2	4	0	0	0	0 1
Stan Morrison (California 1962) 1979..... Bob Thomason (Pacific 1971) 1997, 2004, 05.....	1	0	1	0	0	0	0 0
3	2	3	0	0	0	0	0 0
TOTAL	7	4	8	0	0	0	0 1
PENN							
Howard "Howie" Dallmar (Stanford 1948) 1953.....	1	1	1	0	0	0	0 0
Dick Harter (Penn 1953) 1970, 71RR..... Chuck Daly (Bloomsburg 1953) 1972RR, 73, 74, 75.....	2	2	2	0	0	0	0 1
4	3	5	0	0	0	0	1
Bob Weinbauer (Corland St. 1961) 1978, 79-4th, 80, 82.....	4	6	5	0	0	0	1 0
Craig Littlepage (Penn 1973) 1985..... Tom Schneider (Bucknell 1969) 1987..... Fran Dunphy (La Salle 1970) 1993, 94, 95, 99, 2000, 02, 03, 05.....	1	0	1	0	0	0	0 0
1	0	1	0	0	0	0	0 0
8	1	8	0	0	0	0	0 0
TOTAL	21	13	23	0	0	0	1 2
PENN ST.							
John Lawther [Westminster (Pa.) 1919] 1942RR.....	1	1	1	0	0	0	0 1
Elmer Gross (Penn St. 1942) 1952, 54-3d... John Egli (Penn St. 1947) 1955, 65..... Bruce Parkhill (Lock Haven 1971) 1991..... Jerry Dunn (George Mason 1980) 1996, 2001.....	2	4	3	0	0	1	0 0
2	1	3	0	0	0	0	0 0
1	1	1	0	0	0	0	0 0
2	2	2	0	0	0	0	0 0
TOTAL	8	9	10	0	0	1	0 1
PEPPERDINE							
Al Duer (Emporia St. 1929) 1944RR..... R.L. "Duck" Dowell (Northwest Mo. St. 1933) 1962.....	1	0	2	0	0	0	0 1
1	1	1	0	0	0	0	0 0
Gary Colson (David Lipscomb 1956) 1976, 79.....	2	2	2	0	0	0	0 0
Jim Harrick (Charleston (W.V.) 1960) 1982, 83, 85, 86.....	4	1	4	0	0	0	0 0
Tom Asbury (Wyoming 1967) 1991, 92, 94 Jan van Breda Kolff (Vanderbilt 1974) 2000 Paul Westphal (Southern California 1972) 2002.....	3	0	3	0	0	0	0 0
1	1	1	0	0	0	0	0 0
1	0	1	0	0	0	0	0 0
TOTAL	13	5	14	0	0	0	0 1

	Yrs. Won	Lost	CH	2D	3d%	4th	RR
PITTSBURGH							
Henry Carlson (Pittsburgh 1917) 1941-T3d...	1	1	1	0	0	1	0 0
Bob Timmons (Pittsburgh 1933) 1957, 58, 63	3	1	4	0	0	0	0 0
Charles "Buzz" Ridl [Westminster (Pa.) 1942] 1974RR	1	2	1	0	0	0	0 1
Roy Chipman (Maine 1961) 1981, 82, 85...	3	1	3	0	0	0	0 0
Paul Evans (Ithaca 1967) 1987, 88, 89, 91, 93	5	3	5	0	0	0	0 0
Ben Howland (Weber St. 1980) 2002, 03	2	4	2	0	0	0	0 0
Jamie Dixon (TCU 1987) 2004, 05	2	2	2	0	0	0	0 0
TOTAL	17	14	18	0	0	1	0 1
PORTLAND							
Al Negratti (Seton Hall 1943) 1959	1	0	1	0	0	0	0 0
Rob Chavez (Mesa St. 1980) 1996	1	0	1	0	0	0	0 0
TOTAL	2	0	2	0	0	0	0 0
PRAIRIE VIEW							
Elwood Plummer (Jackson St. 1966) 1998	1	0	1	0	0	0	0 0
TOTAL	1	0	1	0	0	0	0 0
PRINCETON#							
Franklin Cappon (Michigan 1924) 1952, 55, 60	3	0	5	0	0	0	0 0
J.L. "Jake" McCandless (Princeton 1951) 1961	1	1	2	0	0	0	0 0
Butch van Breda Kolff (Princeton 1947) 1963, 64, 65-3d, 67	4	7	5	0	0	1	0 0
Pete Carril (Lafayette 1952) 1969, 76, 77, 81, 83, 84, 89, 90, 91, 92, 96	11	4	11	0	0	0	0 0
Bill Carmody [Union (N.Y.) 1975] 1997, 98	2	1	2	0	0	0	0 0
John Thompson III (Princeton 1989) 2001, 04	2	0	2	0	0	0	0 0
TOTAL	23	13	27	0	0	1	0 0
PROVIDENCE							
Joe Mullaney (Holy Cross 1949) 1964, 65RR, 66	3	2	3	0	0	0	0 1
Dave Gavitt (Dartmouth 1959) 1972, 73-4th, 74, 77, 78	5	5	6	0	0	0	1 0
Rick Pitino (Massachusetts 1974) 1987 tie-3d	1	4	1	0	0	1	0 0
Rick Barnes (Lenior-Rhyne 1977) 1989, 90, 94	3	0	3	0	0	0	0 0
Pete Gillen (Fairfield 1968) 1997RR	1	3	1	0	0	0	0 1
Tim Welsh (Potsdam St. 1984) 2001, 04	2	0	2	0	0	0	0 0
TOTAL	15	14	16	0	0	1	1 2
PURDUE*							
George King [Charleston (W.V.) 1950] 1969-2d	1	3	1	0	1	0	0 0
Fred Schaus (West Virginia 1949) 1977	1	0	1	0	0	0	0 0
Lee Rose (Transylvania 1958) 1980-3d	1	5	1	0	0	1	0 0
Gene Keady (Kansas St. 1958) 1983, 84, 85, 86, 87, 88, 90, 91, 93, 94RR, 95, 96*, 97, 98, 99, 2000RR, 03	17	19	17	0	0	0	0 2
TOTAL	20	27	20	0	1	1	0 2
RADFORD							
Ron Bradley (Eastern Nazarene 1973) 1998	1	0	1	0	0	0	0 0
TOTAL	1	0	1	0	0	0	0 0
RHODE ISLAND							
Ernie Calverley (Rhode Island 1946) 1961, 66	2	0	2	0	0	0	0 0
Jack Kraft (St. Joseph's 1942) 1978	1	0	1	0	0	0	0 0
Tom Penders (Connecticut 1967) 1988	1	2	1	0	0	0	0 0
Al Skinner (Massachusetts 1974) 1993, 97	2	1	2	0	0	0	0 0
Jim Harrick [Charleston (W.V.) 1960] 1998, 99	2	3	2	0	0	0	0 1
TOTAL	8	6	8	0	0	0	0 1
RICE							
Byron "Buster" Brannon (TCU 1933) 1940RR, 42RR	2	1	3	0	0	0	0 2
Don Suman (Rice 1944) 1954	1	1	1	0	0	0	0 0
Don Knodel [Miami (Ohio) 1953] 1970	1	0	1	0	0	0	0 0
TOTAL	4	2	5	0	0	0	0 2
RICHMOND							
Dick Tarrant (Fordham 1951) 1984, 86, 88, 90, 91	5	5	5	0	0	0	0 0
John Beilein (Wheeling Jesuit 1975) 1998	1	1	1	0	0	0	0 0
Jerry Wainwright (Colorado Col. 1968) 2004	1	0	1	0	0	0	0 0
TOTAL	7	6	7	0	0	0	0 0
RIDER							
John Carpenter (Penn St. 1958) 1984	1	0	1	0	0	0	0 0
Kevin Bannon (St. Peter's 1979) 1993, 94	2	0	2	0	0	0	0 0
TOTAL	3	0	3	0	0	0	0 0

	Yrs. Won	Lost	CH	2D	3d%	4th	RR
ROBERT MORRIS							
Matt Furjanic (Point Park 1973) 1982, 83	2	1	2	0	0	0	0 0
Jarrett Durham (Duquesne 1971) 1989, 90, 92	3	0	3	0	0	0	0 0
TOTAL	5	1	5	0	0	0	0 0
RUTGERS							
Tom Young (Maryland 1958) 1975, 76-4th, 79, 83	4	5	5	0	0	0	1 0
Bob Wenzel (Rutgers 1971) 1989, 91	2	0	2	0	0	0	0 0
TOTAL	6	5	7	0	0	0	1 0
ST. BONAVENTURE*							
Eddie Donovan (St. Bonaventure 1950) 1961	1	2	1	0	0	0	0 0
Larry Weise (St. Bonaventure 1958) 1968, 70-4th	2	4	4	0	0	0	1 0
Jim Satalin (St. Bonaventure 1969) 1978	1	0	1	0	0	0	0 0
Jim Baron (St. Bonaventure 1977) 2000	1	0	1	0	0	0	0 0
TOTAL	5	6	7	0	0	0	1 0
ST. FRANCIS (PA.)							
Jim Baron (St. Bonaventure 1977) 1991	1	0	1	0	0	0	0 0
TOTAL	1	0	1	0	0	0	0 0
ST. JOHN'S (N.Y.)							
Frank McGuire [St. John's (N.Y.) 1936] 1951RR, 52-2d	2	5	2	0	1	0	0 1
Joe Lapchick (No college) 1961	1	0	1	0	0	0	0 0
Frank Mulzoff [St. John's (N.Y.) 1951] 1973	1	0	1	0	0	0	0 0
Lou Carnesecca [St. John's (N.Y.) 1946] 1967, 68, 69, 76, 77, 78, 79RR, 80, 82, 83, 84, 85-T3d, 86, 87, 88, 90, 91RR, 92	18	17	20	0	0	1	0 2
Brian Mahoney (Manhattan 1971) 1993	1	1	1	0	0	0	0 0
Fran Fraschilla (Brooklyn 1980) 1998	1	0	1	0	0	0	0 0
Mike Jarvis (Northeastern 1968) 1999RR, 2000, 02	3	4	3	0	0	0	0 1
TOTAL	27	27	29	0	1	1	0 4
ST. JOSEPH'S*							
John "Jack" Ramsay (St. Joseph's 1949) 1959, 60, 61-3d*, 62, 63RR, 65, 66	7	8	11	0	0	1	0 1
John "Jack" McKinney (St. Joseph's 1957) 1969, 71, 73, 74	4	0	4	0	0	0	0 0
Jim Lynam (St. Joseph's 1964) 1981RR	1	3	1	0	0	0	0 1
Jim Boyle (St. Joseph's 1964) 1982, 86	2	1	2	0	0	0	0 0
Phil Martelli (Widener 1976) 1997, 2001, 03, 04RR	4	6	4	0	0	0	0 1
TOTAL	18	18	22	0	0	1	0 3
ST. LOUIS							
Eddie Hickey (Creighton 1927) 1952RR, 57	2	1	3	0	0	0	0 1
Charlie Spoonhour (School of Ozarks 1961) 1994, 95, 98	3	2	3	0	0	0	0 0
Lorenzo Romar (Washington 1980) 2000	1	0	1	0	0	0	0 0
TOTAL	6	3	7	0	0	0	0 1
ST. MARY'S (CAL.)							
James Weaver (DePaul 1947) 1959RR	1	1	1	0	0	0	0 1
Lynn Nance (Washington 1965) 1989	1	0	1	0	0	0	0 0
Ernie Kent (Oregon 1977) 1997	1	0	1	0	0	0	0 0
Randy Bennett (UC San Diego 1986) 2005	1	0	1	0	0	0	0 0
TOTAL	4	1	4	0	0	0	0 1
ST. PETER'S							
Ted Fiore (Seton Hall 1962) 1991, 95	2	0	2	0	0	0	0 0
TOTAL	2	0	2	0	0	0	0 0
SAM HOUSTON ST.							
Bob Marlin (Mississippi St. 1981) 2003	1	0	1	0	0	0	0 0
TOTAL	1	0	1	0	0	0	0 0
SAMFORD							
Jimmy Tillette (Our Lady of Holy Cross 1975) 1999, 2000	2	0	2	0	0	0	0 0
TOTAL	2	0	2	0	0	0	0 0
SAN DIEGO							
Jim Brovelli (San Francisco 1964) 1984	1	0	1	0	0	0	0 0
Hank Egan (Navy 1960) 1987	1	0	1	0	0	0	0 0
Brad Holland (UCLA 1979) 2003	1	0	1	0	0	0	0 0
TOTAL	3	0	3	0	0	0	0 0
SAN DIEGO ST.							
Tim Vezie (Denver 1967) 1975, 76	2	0	2	0	0	0	0 0
Dave "Smokey" Gaines (LeMoyne-Owen 1963) 1985	1	0	1	0	0	0	0 0
Steve Fisher (Illinois St. 1967) 2002	1	0	1	0	0	0	0 0
TOTAL	4	0	4	0	0	0	0 0

CHAMPIONSHIPS

	Yrs. Won	Lost	CH	2D	3d%	4th	RR
SAN FRANCISCO							
Phil Woolpert (Loyola Marymount 1940)							
1955-CH, 56-CH, 57-3d, 58.....	4	13	2	2	0	1	0 0
Peter Peletta (Sacramento St. 1950)							
1963, 64RR, 65RR	3	3	3	0	0	0	0 2
Bob Gaillard (San Francisco 1962) 1972,							
73RR, 74RR, 77, 78	5	4	5	0	0	0	0 2
Dan Belluomini (San Francisco 1964) 1979 ..	1	1	1	0	0	0	0 0
Peter Barry (San Francisco 1970) 1981, 82.	2	0	2	0	0	0	0 0
Phil Mathews (UC Irvine 1972) 1998.....	1	0	1	0	0	0	0 0
TOTAL	16	21	14	2	0	1	0 4
SAN JOSE ST.							
Walter McPherson (San Jose St. 1940)							
1951	1	0	1	0	0	0	0 0
Bill Berry (Michigan St. 1965) 1980	1	0	1	0	0	0	0 0
Stan Morrison (California 1962) 1996.....	1	0	1	0	0	0	0 0
TOTAL	3	0	3	0	0	0	0 0
SANTA CLARA							
Bob Feerick (Santa Clara 1941) 1952-4th,							
53RR, 54RR, 60	4	6	6	0	0	0	1 2
Dick Garibaldi (Santa Clara 1957)							
1968RR, 69RR, 70	3	3	3	0	0	0	0 2
Carroll Williams (San Jose St. 1955) 1987	1	0	1	0	0	0	0 0
Dick Davey (Pacific 1964) 1993, 95, 96 ..	3	2	3	0	0	0	0 0
TOTAL	11	11	13	0	0	0	1 4
SEATTLE#							
Al Brightman [Charleston (W.V.)] 1953,							
54, 55, 56.....	4	4	6	0	0	0	0 0
John Castellani (Notre Dame 1952)							
1958-2d	1	4	1	0	1	0	0 0
Vince Cazzetta (Arnold 1950) 1961, 62...	2	0	2	0	0	0	0 0
Clair Markey (Seattle 1963) 1963.....	1	0	1	0	0	0	0 0
Bob Boyd (Southern California 1953)							
1964.....	1	2	1	0	0	0	0 0
Lionel Purcell (UC Santa Barb. 1952)							
1967.....	1	0	1	0	0	0	0 0
Morris Buckwalter (Utah 1956) 1969.....	1	0	1	0	0	0	0 0
TOTAL	11	10	13	0	1	0	0 0
SETON HALL							
P. J. Carlesimo (Fordham 1971) 1988,							
89-2d, 91RR, 92, 93, 94.....	6	12	6	0	1	0	0 1
Tommy Amaker (Duke 1987) 2000	1	2	1	0	0	0	0 0
Louis Orr (Syracuse 1980) 2004.....	1	1	1	0	0	0	0 0
TOTAL	8	15	8	0	1	0	0 1
SIENA							
Mike Deane (Potsdam St. 1974) 1989	1	1	1	0	0	0	0 0
Paul Hewitt (St. John Fisher 1985) 1999....	1	0	1	0	0	0	0 0
Rob Lanier (St. Bonaventure 1990) 2002....	1	1	1	0	0	0	0 0
TOTAL	3	2	3	0	0	0	0 0
SOUTH ALA.							
Cliff Ellis (Florida St. 1968) 1979, 80.....	2	0	2	0	0	0	0 0
Ronnie Arrow (Texas St. 1969) 1989, 91 ..	2	1	2	0	0	0	0 0
Bill Musselman (Wittenberg 1962) 1997 ...	1	0	1	0	0	0	0 0
Bob Welltich (Ohio St. 1967) 1998	1	0	1	0	0	0	0 0
TOTAL	6	1	6	0	0	0	0 0
SOUTH CAROLINA							
Frank McGuire [St. John's (N.Y.) 1936]							
1971, 72, 73, 74	4	4	5	0	0	0	0 0
George Felton (South Carolina 1975)							
1989.....	1	0	1	0	0	0	0 0
Eddie Fogler (North Carolina 1970)							
1997, 98.....	2	0	2	0	0	0	0 0
Dave Odom (Guilford 1965) 2004.....	1	0	1	0	0	0	0 0
TOTAL	8	4	9	0	0	0	0 0
SOUTH CAROLINA ST.							
Cy Alexander (Catawba 1975) 1989,							
96, 98, 2000, 03	5	0	5	0	0	0	0 0
TOTAL	5	0	5	0	0	0	0 0
SOUTH FLA.							
Bobby Paschal (Stetson 1964) 1990, 92 ...	2	0	2	0	0	0	0 0
TOTAL	2	0	2	0	0	0	0 0
SOUTHEAST MO. ST.							
Gary Garner (Missouri 1965) 2000.....	1	0	1	0	0	0	0 0
TOTAL	1	0	1	0	0	0	0 0
SOUTHEASTERN LA.							
Billy Kennedy (Southeastern La. 1986) 2005 ..	1	0	1	0	0	0	0 0
TOTAL	1	0	1	0	0	0	0 0
SOUTHERN U.							
Carl Stewart (Grambling 1954) 1981	1	0	1	0	0	0	0 0
Robert Hopkins (Grambling 1956) 1985 ...	1	0	1	0	0	0	0 0
Ben Jobe (Fisk 1956) 1987, 88, 89, 93....	4	1	4	0	0	0	0 0
TOTAL	6	1	6	0	0	0	0 0

	Yrs. Won	Lost	CH	2D	3d%	4th	RR
SOUTHERN CALIFORNIA							
Justin "Sam" Barry (Lawrence 13) 1940-							
T3d.....	1	1	1	0	0	1	0 0
Forrest Twogood (Iowa 1929) 1954-4th,							
60, 61	3	3	5	0	0	0	1 0
Bob Boyd (Southern California 1953) 1979 ..	1	1	1	0	0	0	0 0
Stan Morrison (California 1962) 1982, 85	2	0	2	0	0	0	0 0
George Raveling (Milanova 1960) 1991, 92.	2	1	2	0	0	0	0 0
Henry Bibby (UCLA 1972) 1997,							
2001RR, 02	3	3	3	0	0	0	0 1
TOTAL	12	9	14	0	0	1	1 1
SOUTHERN ILL.							
Paul Lambert (William Jewell 1956) 1977 ...	1	1	1	0	0	0	0 0
Rich Herrin (McKendree 1956) 1993, 94,							
95	3	0	3	0	0	0	0 0
Bruce Weber (Wis.-Milwaukee 1978)							
2002, 03.....	2	2	2	0	0	0	0 0
Matt Painter (Purdue 1994) 2004.....	1	0	1	0	0	0	0 0
Chris Lowery (Southern Ill. 1995) 2005....	1	1	1	0	0	0	0 0
TOTAL	8	4	8	0	0	0	0 0
SOUTHERN METHODIST							
E.O. "Doc" Hayes (North Texas 1927)							
1955, 56-4th, 57, 65, 66, 67RR.....	6	7	8	0	0	0	1 1
Dave Bliss (Cornell 1965) 1984, 85, 88 ...	3	3	3	0	0	0	0 0
John Shumate (Notre Dame 1974) 1993...	1	0	1	0	0	0	0 0
TOTAL	10	10	12	0	0	0	1 1
SOUTHERN MISS.							
M.K. Turk (Livingston 1964) 1990, 91.....	2	0	2	0	0	0	0 0
TOTAL	2	0	2	0	0	0	0 0
SOUTHERN UTAH							
Bill Evans (Southern Utah 1972) 2001.....	1	0	1	0	0	0	0 0
TOTAL	1	0	1	0	0	0	0 0
SPRINGFIELD							
Ed Hickox (Ohio Wesleyan 1905)							
1940RR	1	0	1	0	0	0	0 1
TOTAL	1	0	1	0	0	0	0 1
STANFORD							
Everett Dean (Indiana 1921) 1942-CH.....	1	3	0	1	0	0	0 0
Mike Montgomery (Long Beach St. 1968)							
1989, 92, 95, 96, 97, 98-T3d, 99,							
2000, 01RR, 02, 03, 04	12	16	12	0	0	1	0 1
Trent Johnson (Boise St. 1983) 2005	1	0	1	0	0	0	0 0
TOTAL	14	19	13	1	0	1	0 1
SYRACUSE							
Marc Guley (Syracuse 1936) 1957RR.....	1	2	1	0	0	0	0 1
Fred Lewis (Eastern Ky. 1946) 1966RR.....	1	1	1	0	0	0	0 1
Roy Danforth (Southern Miss. 1962)							
1973, 74, 75-4th, 76	4	5	5	0	0	0	1 0
Jim Boeheim (Syracuse 1966) 1977, 78,							
79, 80, 83, 84, 85, 86, 87-2d, 88,							
89RR, 90, 91, 92, 94, 95, 96-2d, 98,							
99, 2000, 01, 03-CH, 04, 05	24	40	23	1	2	0	0 1
TOTAL	30	48	30	1	2	0	1 3
TEMPLE							
Josh Cody (Vanderbilt 1920) 1944RR.....	1	1	1	0	0	0	0 1
Harry Litwack (Temple 1930) 1956-3d,							
58-3d, 64, 67, 70, 72.....	6	7	6	0	0	2	0 0
Don Casey (Temple 1970) 1979.....	1	0	1	0	0	0	0 0
John Chaney (Bethune-Cookman 1955)							
1984, 85, 86, 87, 88RR, 90, 91RR,							
92, 93RR, 94, 95, 96, 97, 98,							
99RR, 2000, 01RR	17	23	17	0	0	0	0 5
TOTAL	25	31	25	0	0	2	0 6
TENNESSEE							
Ramon "Ray" Mears [Miami (Ohio)							
1949] 1967, 76, 77	3	0	4	0	0	0	0 0
Don DeVoe (Ohio St. 1964) 1979, 80,							
81, 82, 83, 89	6	5	6	0	0	0	0 0
Jerry Green (Appalachian St. 1968)							
1998, 99, 2000, 01	4	3	4	0	0	0	0 0
TOTAL	13	8	14	0	0	0	0 0
TENNESSEE ST.							
Frankie Allen (Roanoke 1971) 1993, 94 ...	2	0	2	0	0	0	0 0
TOTAL	2	0	2	0	0	0	0 0
TENNESSEE TECH							
Johnny Oldham (Western Ky. 1948)							
1958, 63.....	2	0	2	0	0	0	0 0
TOTAL	2	0	2	0	0	0	0 0

	Yrs. Won	Lost	CH	2D	3d%	4th	RR
TEXAS							
H.C. "Bully" Gilstrap (Texas 1922) 1943-T3d.....	1	1	1	0	0	1	0 0
Jack Gray (Texas 1935) 1939RR, 47-3d....	2	2	3	0	0	1	0 1
Harold Bradley (Hartwick 1934) 1960, 63	2	2	3	0	0	0	0 0
Leon Black (Texas 1953) 1972, 74.....	2	1	3	0	0	0	0 0
A.E. "Abe" Lemons (Oklahoma City 1949) 1979.....	1	0	1	0	0	0	0 0
Tom Penders (Connecticut 1967) 1989, 90RR, 91, 92, 94, 95, 96, 97.....	8	10	8	0	0	0	0 1
Rick Barnes (Lenior-Rhyne 1977) 1999, 2000, 01, 02, 03-T3d, 04, 05.....	7	9	7	0	0	1	0 0
TOTAL	23	25	26	0	0	3	0 2
TEXAS-SAN ANTONIO							
Ken Burmeister [St. Mary's (Tex.) 1971] 1988.....	1	0	1	0	0	0	0 0
Tim Carter (Kansas 1979) 1999, 2004.....	2	0	2	0	0	0	0 0
TOTAL	3	0	3	0	0	0	0 0
TEXAS A&M							
John Floyd (Oklahoma St. 1941) 1951.....	1	0	1	0	0	0	0 0
Shelby Metcalf (Tex. A&M-Commerce 1953) 1964, 69, 75, 80, 87.....	5	3	6	0	0	0	0 0
TOTAL	6	3	7	0	0	0	0 0
TCU							
Byron "Buster" Brannon (TCU 1933) 1952, 53, 59.....	3	3	3	0	0	0	0 0
Johnny Swaim (TCU 1953) 1968RR, 71.....	2	1	2	0	0	0	0 1
Jim Killingsworth (Northeastern Okla. St. 1948) 1987.....	1	1	1	0	0	0	0 0
Billy Tubbs (Lamar 1958) 1998.....	1	0	1	0	0	0	0 0
TOTAL	7	5	7	0	0	0	0 1
TEXAS SOUTHERN							
Robert Moreland (Tougaloo 1962) 1990, 94, 95.....	3	0	3	0	0	0	0 0
Ronnie Courtney (McMurry 1981) 2003.....	1	0	1	0	0	0	0 0
TOTAL	4	0	4	0	0	0	0 0
TEXAS ST.							
Jim Wooldridge (Louisiana Tech 1977) 1994.....	1	0	1	0	0	0	0 0
Mike Miller (Tex. A&M-Commerce 1987) 1997.....	1	0	1	0	0	0	0 0
TOTAL	2	0	2	0	0	0	0 0
TEXAS TECH*							
Polk Robison (Texas Tech 1935) 1954, 56, 61.....	3	1	3	0	0	0	0 0
Gene Gibson (Texas Tech 1950) 1962.....	1	1	2	0	0	0	0 0
Gerald Myers (Texas Tech 1959) 1973, 76, 85, 86.....	4	1	4	0	0	0	0 0
James Dickey (Central Ark. 1976) 1993, 96*.....	2	2	2	0	0	0	0 0
Bob Knight (Ohio St. 1962) 2002, 04, 05..	3	3	3	0	0	0	0 0
TOTAL	13	8	14	0	0	0	0 0
TOLEDO							
Jerry Bush [St. John's (N.Y.) 1938] 1954....	1	0	1	0	0	0	0 0
Bob Nichols (Toledo 1953) 1967, 79, 80..	3	1	3	0	0	0	0 0
TOTAL	4	1	4	0	0	0	0 0
TOWSON							
Terry Truax (Maryland 1968) 1990, 91....	2	0	2	0	0	0	0 0
TOTAL	2	0	2	0	0	0	0 0
TRINITY (TEX.)							
Bob Polk (Evansville 1939) 1969.....	1	0	1	0	0	0	0 0
TOTAL	1	0	1	0	0	0	0 0
TROY							
Don Maestri (Southern Miss. 1968) 2003..	1	0	1	0	0	0	0 0
TOTAL	1	0	1	0	0	0	0 1
TUFTS							
Richard Cochran (Tufts 1934) 1945RR.....	1	0	2	0	0	0	0 1
TOTAL	1	0	2	0	0	0	0 1
TULANE							
Perry Clark (Gettysburg 1974) 1992, 93, 95.....	3	3	3	0	0	0	0 0
TOTAL	3	3	3	0	0	0	0 0
TULSA							
Clarence Iba (Panhandle St. 1936) 1955..	1	1	1	0	0	0	0 0
Nolan Richardson (UTEP 1965) 1982, 84, 85.....	3	0	3	0	0	0	0 0
J.D. Barnett (Winona St. 1966) 1986, 87..	2	0	2	0	0	0	0 0
Tubby Smith (High Point 1973) 1994, 95..	2	4	2	0	0	0	0 0
Steve Robinson (Radford 1981) 1996, 97.	2	1	2	0	0	0	0 0
Bill Self (Oklahoma St. 1985) 1999, 2000RR.....	2	4	2	0	0	0	0 1
John Phillips (Oklahoma St. 1973) 2002, 03.....	2	2	2	0	0	0	0 0
TOTAL	14	12	14	0	0	0	0 1

	Yrs. Won	Lost	CH	2D	3d%	4th	RR
UCLA*							
John Wooden (Purdue 1932) 1950RR, 52, 56, 62-4th, 63, 64-CH, 65-CH, 67-CH, 68-CH, 69-CH, 70-CH, 71-CH, 72-CH, 73-CH, 74-3d, 75-CH.....	16	47	10	10	0	1	1 1
Gene Bartow (Truman 1953) 1976-3d, 77	2	5	2	0	0	1	0 0
Gary Cunningham (UCLA 1962) 1978, 79RR.....	2	3	2	0	0	0	0 1
Larry Brown (North Carolina 1963) 1980-2d*, 81.....	2	5	2	0	1	0	0 0
Larry Farmer (UCLA 1973) 1983.....	1	0	1	0	0	0	0 0
Walt Hazzard (UCLA 1964) 1987.....	1	1	1	0	0	0	0 0
Jim Harrick (Charleston (W.V.) 1960) 1989, 90, 91, 92RR, 93, 94, 95-CH, 96..	8	13	7	1	0	0	0 1
Steve Lavin (Chapman 1988) 1997RR, 98, 99*, 2000, 01, 02.....	6	11	6	0	0	0	0 1
Ben Howland (Weber St. 1979) 2005.....	1	0	1	0	0	0	0 0
TOTAL	39	85	32	11	1	2	1 4
UTAH							
Vadal Petersen (Utah 1920) 1944-CH, 45RR.....	2	3	2	1	0	0	0 1
Jack Gardner (Southern California 1932) 1955, 56RR, 59, 60, 61-4th, 66-4th.....	6	8	9	0	0	0	2 1
Jerry Pimm (Southern California 1960) 1977, 78, 79, 81, 83.....	5	5	5	0	0	0	0 0
Lynn Archibald (Fresno St. 1968) 1986....	1	0	1	0	0	0	0 0
Rick Majerus (Marquette 1970) 1991, 93, 95, 96, 97RR, 98-2d, 99, 2000, 02, 03.....	10	17	10	0	1	0	0 1
Kerry Rupp (Southern Utah 1977) 2004....	1	0	1	0	0	0	0 0
Ray Giacometti (Minot St. 1985) 2005.....	1	2	1	0	0	0	0 0
TOTAL	26	35	29	1	1	0	2 3
UTAH ST.							
E.L. "Dick" Romney (Utah 1917) 1939RR ..	1	1	1	0	0	0	0 1
Ladell Andersen (Utah St. 1951) 1962, 63, 64, 70RR, 71.....	5	4	7	0	0	0	0 1
Gordon "Dutch" Belnap (Utah St. 1958) 1975, 79.....	2	0	2	0	0	0	0 0
Rod Tueller (Utah St. 1959) 1980, 83, 88..	3	0	3	0	0	0	0 0
Larry Eustachy (Long Beach St. 1979) 1998.....	1	0	1	0	0	0	0 0
Steve Morrill (Gonzaga 1974) 2000, 01, 03, 05.....	4	1	4	0	0	0	0 0
TOTAL	16	6	18	0	0	0	0 2
UTEP							
Don Haskins (Oklahoma St. 1953) 1963, 64, 66-CH, 67, 70, 75, 84, 85, 86, 87, 88, 89, 90, 92.....	14	14	13	1	0	0	0 0
Billy Gillispie (Texas St. 1983) 2004.....	1	0	1	0	0	0	0 0
Doc Sadler (Arkansas 1982) 2005.....	1	0	1	0	0	0	0 0
TOTAL	16	14	15	1	0	0	0 0
VALPARAISO							
Homer Drew (William Jewell 1966) 1996, 97, 98, 99, 2000, 02, 04.....	7	2	7	0	0	0	0 0
TOTAL	7	2	7	0	0	0	0 0
VANDERBILT							
Roy Skinner (Presbyterian 1952) 1965RR, 74.....	2	1	3	0	0	0	0 1
C.M. Newton (Kentucky 1952) 1988, 89..	2	2	2	0	0	0	0 0
Eddie Fogler (North Carolina 1970) 1991, 93.....	2	2	2	0	0	0	0 0
Jan van Breda Kolf (Vanderbilt 1974) 1997.	1	0	1	0	0	0	0 0
Kevin Stallings (Purdue 1982) 2004.....	1	2	1	0	0	0	0 0
TOTAL	8	7	9	0	0	0	0 1
VERMONT							
Tom Brennan (Georgia 1971) 2003, 04, 05	3	1	3	0	0	0	0 0
TOTAL	3	1	3	0	0	0	0 0
VILLANOVA*							
Alex Severance (Villanova 1929) 1939-T3d, 49RR, 51, 55.....	4	4	4	0	0	1	0 1
Jack Kraft (St. Joseph's 1942) 1962RR, 64, 69, 70RR, 71-2d*, 72.....	6	11	7	0	1	0	0 2
Rollie Massimino (Vermont 1956) 1978RR, 80, 81, 82RR, 83RR, 84, 85-CH, 86, 88RR, 90, 91.....	11	20	10	1	0	0	0 4
Steve Lappas (CCNY 1977) 1995, 96, 97, 99.....	4	2	4	0	0	0	0 0
Jay Wright (Bucknell 1983) 2005.....	1	2	1	0	0	0	0 0
TOTAL	26	39	26	1	1	1	0 7
VIRGINIA							
Terry Holland (Davidson 1964) 1976, 81-3d, 82, 83RR, 84-T3d, 86, 87, 89RR, 90.....	9	15	9	0	0	2	0 2
Jeff Jones (Virginia 1982) 1991, 93, 94, 5RR, 97.....	5	6	5	0	0	0	0 1
Pete Gillen (Fairfield 1968) 2001.....	1	0	1	0	0	0	0 0
TOTAL	15	21	15	0	0	2	0 3

CHAMPIONSHIPS

	Yrs. Won	Lost	CH	2D	3d%	4th	RR
VA. COMMONWEALTH							
J.D. Barnett (Winona St. 1966) 1980, 81, 83, 84, 85	5	4	5	0	0	0	0
Sonny Smith (Milligan 1958) 1996	1	0	1	0	0	0	0
Jeff Capel III (Duke 1997) 2004	1	0	1	0	0	0	0
TOTAL	7	4	7	0	0	0	0
VMI							
Louis "Weenie" Miller (Richmond 1947) 1964	1	0	1	0	0	0	0
Bill Blair (VMI 1964) 1976RR	1	2	1	0	0	0	1
Charlie Schmaus (VMI 1966) 1977	1	1	1	0	0	0	0
TOTAL	3	3	3	0	0	0	1
VIRGINIA TECH							
Howard Shannon (Kansas St. 1948) 1967RR	1	2	1	0	0	0	1
Don DeVoe (Ohio St. 1964) 1976	1	0	1	0	0	0	0
Charles Moir (Appalachian St. 1952) 1979, 80, 85, 86	4	2	4	0	0	0	0
Bill C. Foster (Carson-Newman 1958) 1996	1	1	1	0	0	0	0
TOTAL	7	5	7	0	0	0	1
WAGNER							
Derek Whittenburg (North Carolina St. 1984) 2003	1	0	1	0	0	0	0
TOTAL	1	0	1	0	0	0	0
WAKE FOREST							
Murray Greason (Wake Forest 1926) 1939RR, 53	2	1	2	0	0	0	1
Horace "Bones" McKinney (North Carolina 1946) 1961RR, 62-3d	2	6	2	0	0	1	1
Carl Tacy (Davis & Elkins 1956) 1977RR, 81, 82, 84RR	4	5	4	0	0	0	2
Dave Odom (Guilford 1965) 1991, 92, 93, 94, 95, 96RR, 97, 2001	8	10	8	0	0	0	1
Skip Prosser (Merchant Marine 1972) 2002, 03, 04, 05	4	5	4	0	0	0	0
TOTAL	20	27	20	0	0	1	5
WASHINGTON							
Clarence "Hec" Edmundson (Idaho 1909) 1943RR	1	0	2	0	0	0	1
Art McLarney (Washington St. 1932) 1948RR	1	1	1	0	0	0	1
William "Tippy" Dye (Ohio St. 1937) 1951RR, 53-3d	2	5	2	0	0	1	1
Marv Harshman (Pacific Lutheran 1942) 1976, 84, 85	3	2	3	0	0	0	0
Andy Russo (Lake Forest 1970) 1986	1	0	1	0	0	0	0
Bob Bender (Duke 1980) 1998, 99	2	2	2	0	0	0	0
Lorenzo Romar (Washington 1980) 2004,05	2	2	2	0	0	0	0
TOTAL	12	12	13	0	0	1	3
WASHINGTON ST.							
Jack Friel (Washington St. 1923) 1941-2d... George Raveling (Villanova 1960) 1980, 83	1	2	1	0	1	0	0
Kelvin Sampson (UNC Pembroke 1978) 1994	2	1	2	0	0	0	0
TOTAL	1	0	1	0	0	0	0
WAYNE ST. (MICH.)							
Joel Mason (Western Mich. 1936) 1956 ... 1993	1	1	2	0	0	0	0
TOTAL	1	1	2	0	0	0	0
WEBER ST.							
Dick Motta (Utah St. 1953) 1968	1	0	1	0	0	0	0
Phil Johnson (Utah St. 1953) 1969, 70, 71.. Gene Visscher (Weber St. 1966) 1972, 73	3	2	3	0	0	0	0
Neil McCarthy (Sacramento St. 1965) 1978, 79, 80, 83	2	1	3	0	0	0	0
Ron Abegglen (Brigham Young 1962) 1995, 99	4	1	4	0	0	0	0
Joe Cravens (Tex.-Arlington 1977) 2003 1993	2	2	2	0	0	0	0
TOTAL	1	0	1	0	0	0	0
TOTAL	13	6	14	0	0	0	0
WEST TEXAS A&M							
W.A. "Gus" Miller (West Texas A&M 1927) 1955	1	0	1	0	0	0	0
TOTAL	1	0	1	0	0	0	0
WEST VIRGINIA							
Fred Schaus (West Virginia 1949) 1955, 56, 57, 58, 59-2d, 60	6	6	6	0	1	0	0
George King (Charleston (W.V.) 1950) 1962, 63, 65	3	2	3	0	0	0	0
Raymond "Bucky" Waters (North Carolina St. 1957) 1967	1	0	1	0	0	0	0
Gale Catlett (West Virginia 1963) 1982, 83, 84, 86, 87, 89, 92, 98	8	5	8	0	0	0	0
John Beilein (Wheeling Jesuit 1975) 2005RR	1	3	1	0	0	0	1
TOTAL	19	16	19	0	1	0	1

	Yrs. Won	Lost	CH	2D	3d%	4th	RR
WESTERN CARO.							
Phil Hopkins (Gardner-Webb 1972) 1996... 1997	1	0	1	0	0	0	0
TOTAL	1	0	1	0	0	0	0
WESTERN KY.*							
Ed Diddle (Centre 1921) 1940RR, 60, 62... Johnny Oldham (Western Ky. 1948) 1966, 67, 70, 71-3d*	3	3	4	0	0	0	1
Jim Richards (Western Ky. 1959) 1976, 78.. Gene Keady (Kansas St. 1958) 1980	4	6	4	0	0	1	0
Clem Haskins (Western Ky. 1967) 1981, 86.. Murray Arnold (American 1960) 1987	2	1	2	0	0	0	0
Ralph Willard (Holy Cross 1967) 1993, 94.. Matt Kilcullen (Lehman 1976) 1995	1	1	1	0	0	0	0
Dennis Felton (Howard 1985) 2001, 02, 03	2	2	2	0	0	0	0
TOTAL	1	1	1	0	0	0	0
TOTAL	19	15	20	0	0	1	1
WESTERN MICH.							
Eldon Miller (Wittenberg 1961) 1976	1	1	1	0	0	0	0
Bob Donewald (Hanover 1964) 1998	1	1	1	0	0	0	0
Steve Hawkins (South Ala. 1987) 2004..... 1993	1	0	1	0	0	0	0
TOTAL	3	2	3	0	0	0	0
WICHITA ST.							
Ralph Miller (Kansas 1942) 1964RR	1	1	1	0	0	0	1
Gary Thompson (Wichita St. 1954) 1965-4th Harry Miller (Eastern N.M. 1951) 1976.... Gene Smithson (North Central 1961) 1981RR, 85	1	2	2	0	0	0	1
Eddie Fogler (North Carolina 1970) 1987, 88	1	0	1	0	0	0	0
TOTAL	2	3	2	0	0	0	1
TOTAL	7	6	8	0	0	0	2
WILLIAMS							
Alex Shaw (Michigan 1932) 1955	1	0	1	0	0	0	0
TOTAL	1	0	1	0	0	0	0
WINTHROP							
Gregg Marshall (Randolph-Macon 1985) 1999, 2000, 01, 02, 05	5	0	5	0	0	0	0
TOTAL	5	0	5	0	0	0	0
WISCONSIN							
Harold "Bud" Foster (Wisconsin 1930) 1941-CH, 47RR	2	4	1	1	0	0	1
Stu Jackson (Seattle 1978) 1994	1	1	1	0	0	0	0
Dick Bennett (Ripon 1965) 1997, 99, 2000-T3d	3	4	3	0	0	1	0
Brad Soderberg (Wis.-Stevens Point 1985) 2001	1	0	1	0	0	0	0
Bo Ryan (Wilkes 1969) 2002, 03, 04, 05RR.. 1993	4	7	4	0	0	0	1
TOTAL	11	16	10	1	0	1	2
WIS.-GREEN BAY							
Dick Bennett (Ripon 1965) 1991, 94, 95.. Mike Heideman (Wis.-La Crosse 1971) 1996	3	1	3	0	0	0	0
TOTAL	1	0	1	0	0	0	0
TOTAL	4	1	4	0	0	0	0
WIS.-MILWAUKEE							
Bruce Pearl (Boston College 1982) 2003, 05	2	2	2	0	0	0	0
TOTAL	2	2	2	0	0	0	0
WRIGHT ST.							
Ralph Underhill (Tennessee Tech 1964) 1993	1	0	1	0	0	0	0
TOTAL	1	0	1	0	0	0	0
WYOMING							
Everett Shelton (Phillips 1923) 1941RR, 43-CH, 47RR, 48RR, 49RR, 52RR, 53, 58.. Bill Strannigan (Wyoming 1941) 1967	8	4	12	1	0	0	5
Jim Brandenburg (Colorado St. 1958) 1981, 82, 87	1	0	2	0	0	0	0
Benny Dees (Wyoming 1958) 1988	3	4	3	0	0	0	0
Steve McClain (Chadron St. 1984) 2002.. 1993	1	0	1	0	0	0	0
TOTAL	1	1	1	0	0	0	0
TOTAL	14	9	19	1	0	0	5
XAVIER							
Jim McCafferty (Loyola (La.) 1942) 1961... Bob Staak (Connecticut 1971) 1983	1	0	1	0	0	0	0
Pete Gillen (Fairfield 1968) 1986, 87, 88, 89, 90, 91, 93	1	0	1	0	0	0	0
Skip Prosser (Merchant Marine 1972) 1995, 97, 98, 2001	7	5	7	0	0	0	0
Thad Matta (Butler 1990) 2002, 03, 04RR... 1993	4	1	4	0	0	0	0
TOTAL	3	5	3	0	0	0	1
TOTAL	16	11	16	0	0	0	1
YALE							
Howard Hobson (Oregon 1926) 1949RR.. Joe Vancisin (Dartmouth 1944) 1957, 62.. 1993	1	0	2	0	0	0	1
TOTAL	2	0	2	0	0	0	0
TOTAL	3	0	4	0	0	0	1

*National 3rd-place games did not start until 1946 and ended in 1981; in other years, two teams tied for third and both are listed in this column. RR-Regional runner-up, or one victory from Final Four, thus in the top eight.

NOTES ON TEAMS AND COACHES:

MICHIGAN: Steve Fisher coached Michigan in the 1989 tournament; Bill Freider was the coach during the regular season.

MISSOURI: Rich Daly coached Missouri in the 1989 tournament due to Norm Stewart's illness; Missouri credits the entire 1989 season to Stewart.

PRINCETON: J.L. McCandless coached Princeton in the 1961 tournament; Franklin Cappon suffered a heart attack 11 games into the season; Princeton credits the 1961 regular season to Cappon and the postseason to McCandless.

SEATTLE: Clair Markey coached Seattle in the 1963 tournament due to Vince Cazetta's resignation.

* TEAMS VACATING NCAA TOURNAMENT ACTION

Teams	Years	Record	Placing	Conference
Alabama	1987	2-1		Southeastern
Arizona	1999	0-1		Pacific 10
Arizona St.	1995	2-1		Pacific 10
Austin Peay	1973	1-2		Ohio Valley
California	1996	0-1		Pacific 10
Clemson	1990	2-1		Atlantic Coast
Connecticut	1996	2-1		Big East
DePaul	1986-89	6-4		Independent
Florida	1987-88	3-2		Southeastern
Fresno St.	2000	0-1		Western Athletic
Georgia	1985, 2004	2-2		Southeastern
Iona	1980	1-1		Independent
Kentucky	1988	2-1		Southeastern
Long Beach St.	1971-73	6-3	2 RR	Pacific Coast
La.-Lafayette	1972-73	3-3		Southland
Loyola Marymount	1980	0-1		West Coast
Marshall	1987	0-1		Southern
Maryland	1988	1-1		Atlantic Coast
Massachusetts	1996	4-1	3d	Atlantic 10
Memphis	1982-86	9-5	3d	Metro
Michigan	1992-93, 96, 98	10-4	2 2d	Big Ten
Minnesota	1972, 94-95, 97	6-4	3d	Big Ten
Missouri	1994	3-1	RR	Big Eight
New Mexico St.	1992-94	3-3		Big West
North Carolina St.	1987-88	0-2		Atlantic Coast
Oregon St.	1980-82	2-3	RR	Pacific 10
Purdue	1996	1-1		Big Ten
St. Joseph's	1961	3-1	3d	Middle Atlantic

Teams	Years	Record	Placing	Conference				
Texas Tech	1996	2-1		Southwest				
UCLA	1980, 99	5-2	2d	Pacific 10				
Villanova	1971	4-1	2d	Independent				
Western Ky.	1971	4-1	3d	Ohio Valley				
31 schools	56 years	90-58	4 2d, 5 3d, 4 RR					
Official NCAA Records	Yrs	Won	Lost	CH	2d	3d	4th	RR
Alabama	17	17	17	0	0	0	0	0
Arizona	23	40	23	1	1	2	0	4
Arizona St.	11	10	12	0	0	0	0	3
Austin Peay	4	1	4	0	0	0	0	0
California	12	18	12	1	1	0	1	2
Clemson	6	6	6	0	0	0	0	1
Connecticut	25	37	24	1	0	0	0	5
DePaul	18	15	21	0	0	2	0	1
Florida	10	14	10	0	0	1	0	0
Fresno St.	4	2	4	0	0	0	0	0
Georgia	7	5	7	0	0	1	0	0
Iona	6	0	6	0	0	0	0	0
Kentucky	46	96	41	7	3	3	0	18
Long Beach St.	4	1	5	0	0	0	0	0
La.-Lafayette	7	1	7	0	0	0	0	0
Loyola Marymount	4	5	4	0	0	0	0	1
Marshall	4	0	4	0	0	0	0	0
Maryland	20	34	19	1	0	1	0	2
Massachusetts	7	7	7	0	0	0	0	1
Memphis	13	10	13	0	1	0	0	1
Michigan	16	31	15	1	2	1	0	5
Minnesota	5	6	5	0	0	0	0	1
Missouri	20	15	20	0	0	0	0	3
New Mexico St.	13	7	15	0	0	1	0	0
North Carolina St.	19	29	18	2	0	1	0	3
Oregon St.	13	10	16	0	0	0	2	4
Purdue	19	26	19	0	1	1	0	2
St. Joseph's	17	15	21	0	0	0	0	2
Texas Tech	12	6	13	0	0	0	0	0
UCLA	37	80	30	11	0	2	1	4
Villanova	25	35	25	1	0	1	0	7
Western Ky.	18	11	19	0	0	0	0	1

Final Four All-Tournament Teams

(First player listed on each team was the outstanding player in the Final Four)

1939— Not chosen.

1940— Marvin Huffman, Indiana
Howard Engleman, Kansas
Bob Allen, Kansas
Jay McCreary, Indiana
William Menke, Indiana

1941-51— Not chosen.

1952— Clyde Lovellette, Kansas
Bob Zawoluk, St. John's (N.Y.)
John Kerr, Illinois
Ron MacGilvray, St. John's (N.Y.)
Dean Kelley, Kansas

1953— B.H. Born, Kansas
Bob Houbregs, Washington
Bob Leonard, Indiana
Dean Kelley, Kansas
Don Schlundt, Indiana

1954— Tom Gola, La Salle
Chuck Singley, La Salle
Jesse Arnette, Penn St.
Roy Irvin, Southern California
Bob Carney, Bradley

1955— Bill Russell, San Francisco
Tom Gola, La Salle
K.C. Jones, San Francisco
Jim Ranglos, Colorado
Carl Cain, Iowa

1956— Hal Lear, Temple
Bill Russell, San Francisco
Carl Cain, Iowa
Hal Perry, San Francisco
Bill Logan, Iowa

1957— Wilt Chamberlain, Kansas
Len Rosenbluth, North Carolina
John Green, Michigan St.
Gene Brown, San Francisco
Pete Brennan, North Carolina

1958— Elgin Baylor, Seattle
John Cox, Kentucky
Guy Rodgers, Temple
Charley Brown, Seattle
Vern Hatton, Kentucky

1959— Jerry West, West Virginia
Oscar Robertson, Cincinnati
Darrall Imhoff, California
Don Goldstein, Louisville
Denny Fitzpatrick, California

1960— Jerry Lucas, Ohio St.
Oscar Robertson, Cincinnati
Mel Nowell, Ohio St.
Darrall Imhoff, California
Tom Sanders, New York U.

1961— Jerry Lucas, Ohio St.
Bob Wiesenhahn, Cincinnati
Larry Siegfried, Ohio St.
Carl Bouladin, Cincinnati
*Jack Egan, St. Joseph's

1962— Paul Hogue, Cincinnati
Jerry Lucas, Ohio St.
Tom Thacker, Cincinnati
John Havlicek, Ohio St.
Len Chappell, Wake Forest

1963— Art Heyman, Duke
Tom Thacker, Cincinnati
Les Hunter, Loyola (Ill.)
George Wilson, Cincinnati
Ron Bonham, Cincinnati

1964— Walt Hazzard, UCLA
Jeff Mullins, Duke
Bill Buntin, Michigan
Willie Murrell, Kansas St.
Gail Goodrich, UCLA

1965— Bill Bradley, Princeton
Gail Goodrich, UCLA
Cazzie Russell, Michigan
Edgar Lacey, UCLA
Kenny Washington, UCLA

1966— Jerry Chambers, Utah
Pat Riley, Kentucky
Jack Marin, Duke
Louie Dampier, Kentucky
Bobby Joe Hill, UTEP

1967— Lew Alcindor, UCLA
Don May, Dayton
Mike Warren, UCLA
Elvin Hayes, Houston
Lucius Allen, UCLA

1968— Lew Alcindor, UCLA
Lynn Shackelford, UCLA
Mike Warren, UCLA
Lucius Allen, UCLA
Larry Miller, North Carolina

1969— Lew Alcindor, UCLA
Rick Mount, Purdue
Charlie Scott, North Carolina
Willie McCarter, Drake
John Vallely, UCLA

1970— Sidney Wicks, UCLA
Jimmy Collins, New Mexico St.
John Vallely, UCLA
Artis Gilmore, Jacksonville
Curtis Rowe, UCLA

1971— *Howard Porter, Villanova
*Hank Stiemjonkowski, Villanova
*Jim McDaniel, Western Ky.
Steve Patterson, UCLA
Sidney Wicks, UCLA

1972— Bill Walton, UCLA
Keith Wilkes, UCLA
Bob McAdoo, North Carolina
Jim Price, Louisville
Ron King, Florida St.

- 1973**— Bill Walton, UCLA
Steve Downing, Indiana
Ernie DiGregorio, Providence
Larry Finch, Memphis
Larry Kenon, Memphis
- 1974**— David Thompson, North Carolina St.
Bill Walton, UCLA
Tom Burleson, North Carolina St.
Monte Towe, North Carolina St.
Maurice Lucas, Marquette
- 1975**— Richard Washington, UCLA
Kevin Grevey, Kentucky
Dave Myers, UCLA
Allen Murphy, Louisville
Jim Lee, Syracuse
- 1976**— Kent Benson, Indiana
Scott May, Indiana
Rickey Green, Michigan
Marques Johnson, UCLA
Tom Abernethy, Indiana
- 1977**— Butch Lee, Marquette
Mike O'Koren, North Carolina
Cedric Maxwell, Charlotte
Bo Ellis, Marquette
Walter Davis, North Carolina
Jerome Whitehead, Marquette
- 1978**— Jack Givens, Kentucky
Ron Brewer, Arkansas
Mike Gminski, Duke
Rick Robey, Kentucky
Jim Spanarkel, Duke
- 1979**— Earvin Johnson, Michigan St.
Greg Kelsner, Michigan St.
Larry Bird, Indiana St.
Mark Aguirre, DePaul
Gary Garland, DePaul
- 1980**— Darrell Griffith, Louisville
*Rod Foster, UCLA
Joe Barry Carroll, Purdue
*Kike Vandeweghe, UCLA
Rodney McCray, Louisville
- 1981**— Isiah Thomas, Indiana
Jeff Lamp, Virginia
Jim Thomas, Indiana
Landon Turner, Indiana
Al Wood, North Carolina
- 1982**— James Worthy, North Carolina
Patrick Ewing, Georgetown
Eric Floyd, Georgetown
Michael Jordan, North Carolina
Sam Perkins, North Carolina
- 1983**— Akeem Olajuwon, Houston
Thurl Bailey, North Carolina St.
Sidney Lowe, North Carolina St.
Milt Wagner, Louisville
Dereck Whittenburg, North Carolina St.
- 1984**— Patrick Ewing, Georgetown
Michael Graham, Georgetown
Akeem Olajuwon, Houston
Michael Young, Houston
Alvin Franklin, Houston
- 1985**— Patrick Ewing, Georgetown
Ed Pinckney, Villanova
Dwayne McClain, Villanova
Harold Jensen, Villanova
Gary McLain, Villanova
- 1986**— Pervis Ellison, Louisville
Billy Thompson, Louisville
Johnny Dawkins, Duke
Mark Alarie, Duke
Tommy Amaker, Duke
- 1987**— Keith Smart, Indiana
Sherman Douglas, Syracuse
Derrick Coleman, Syracuse
Armon Gilliam, UNLV
Steve Alford, Indiana
- 1988**— Danny Manning, Kansas
Milt Newton, Kansas
Stacey King, Oklahoma
Dave Sieger, Oklahoma
Sean Elliott, Arizona
- 1989**— Glen Rice, Michigan
Rumeal Robinson, Michigan
Danny Ferry, Duke
Gerald Greene, Seton Hall
John Morton, Seton Hall
- 1990**— Anderson Hunt, UNLV
Stacey Augmon, UNLV
Larry Johnson, UNLV
Phil Henderson, Duke
Dennis Scott, Georgia Tech
- 1991**— Christian Laettner, Duke
Bobby Hurley, Duke
Bill McCaffrey, Duke
Mark Randall, Kansas
Anderson Hunt, UNLV
- 1992**— Bobby Hurley, Duke
Grant Hill, Duke
Christian Laettner, Duke
Jalen Rose, Michigan
Chris Webber, Michigan
- 1993**— Donald Williams, North Carolina
Eric Montross, North Carolina
George Lynch, North Carolina
Chris Webber, Michigan
Jamal Mashburn, Kentucky
- 1994**— Corliss Williamson, Arkansas
Corey Beck, Arkansas
Scotty Thurman, Arkansas
Grant Hill, Duke
Antonio Lang, Duke
- 1995**— Ed O'Bannon, UCLA
Toby Bailey, UCLA
Corliss Williamson, Arkansas
Clint McDaniel, Arkansas
Bryant Reeves, Oklahoma St.
- 1996**— Tony Delk, Kentucky
Ron Mercer, Kentucky
Marcus Camby, Massachusetts
Todd Borgan, Syracuse
John Wallace, Syracuse
- 1997**— Miles Simon, Arizona
Mike Bibby, Arizona
Ron Mercer, Kentucky
Scott Padgett, Kentucky
Bobby Jackson, Minnesota
- 1998**— Jeff Sheppard, Kentucky
Scott Padgett, Kentucky
Arthur Lee, Stanford
Michael Doleac, Utah
Andre Miller, Utah
- 1999**— Richard Hamilton, Connecticut
Khalid El-Amin, Connecticut
Ricky Moore, Connecticut
Elton Brand, Duke
Trajan Langdon, Duke
- 2000**— Mateen Cleaves, Michigan St.
Udonis Haslem, Florida
Charlie Bell, Michigan St.
A.J. Granger, Michigan St.
Morris Peterson, Michigan St.
- 2001**— Shane Battier, Duke
Mike Dunleavy, Duke
Richard Jefferson, Arizona
Jason Williams, Duke
Loren Woods, Arizona
- 2002**— Juan Dixon, Maryland
Lonny Baxter, Maryland
Chris Wilcox, Maryland
Dane Fife, Indiana
Kyle Hornsby, Indiana
- 2003**— Carmelo Anthony, Syracuse
Gerry McNamara, Syracuse
Nick Collison, Kansas
Kirk Hinrich, Kansas
Keith Langford, Kansas
- 2004**— Emeka Okafor, Connecticut
Rashad Anderson, Connecticut
Ben Gordon, Connecticut
Will Bynum, Georgia Tech
Luke Schenscher, Georgia Tech
- 2005**— Sean May, North Carolina
Luther Head, Illinois
Deron Williams, Illinois
Raymond Felton, North Carolina
Rashad McCants, North Carolina

*Record later vacated.

National Invitation Tournament Year-by-Year Results

Season	Champion	Score	Runner-Up	Third Place	Fourth Place
1938	Temple	60-36	Colorado	Oklahoma St.	New York U.
1939	Long Island	44-32	Loyola (Ill.)	Bradley	St. John's (N.Y.)
1940	Colorado	51-40	Duquesne	Oklahoma St.	DePaul
1941	Long Island	56-42	Ohio	CCNY	Seton Hall
1942	West Virginia	47-45	Western Ky.	Creighton	Toledo
1943	St. John's (N.Y.)	48-27	Toledo	Wash. & Jeff.	Fordham
1944	St. John's (N.Y.)	47-39	DePaul	Kentucky	Oklahoma St.
1945	DePaul	71-54	Bowling Green	St. John's (N.Y.)	Rhode Island
1946	Kentucky	46-45	Rhode Island	West Virginia	Muhlenberg
1947	Utah	49-45	Kentucky	North Carolina St.	West Virginia
1948	St. Louis	65-52	New York U.	Western Ky.	DePaul
1949	San Francisco	48-47	Loyola (Ill.)	Bowling Green	Bradley
1950	CCNY	69-61	Bradley	St. John's (N.Y.)	Duquesne
1951	Brigham Young	62-43	Dayton	St. John's (N.Y.)	Seton Hall
1952	La Salle	75-64	Dayton	St. Bonaventure	Duquesne
1953	Seton Hall	58-46	St. John's (N.Y.)	Duquesne	Manhattan
1954	Holy Cross	71-62	Duquesne	Niagara	Western Ky.
1955	Duquesne	70-58	Dayton	Cincinnati	St. Francis (Pa.)
1956	Louisville	93-80	Dayton	St. Joseph's	St. Francis (N.Y.)
1957	Bradley	84-83	Memphis	Tampa	St. Bonaventure

Season	Champion	Score	Runner-Up	Third Place	Fourth Place
1958	Xavier	78-74(ot)	Dayton	St. Bonaventure	St. John's (N.Y.)
1959	St. John's (N.Y.)	76-71(ot)	Bradley	New York U.	Providence
1960	Bradley	88-72	Providence	Utah St.	St. Bonaventure
1961	Providence	62-59	St. Louis	Holy Cross	Dayton
1962	Dayton	73-67	St. John's (N.Y.)	Loyola (Ill.)	Duquesne
1963	Providence	81-66	Canisius	Marquette	Villanova
1964	Bradley	86-54	New Mexico	Army	New York U.
1965	St. John's (N.Y.)	55-51	Villanova	Army	New York U.
1966	Brigham Young	97-84	New York U.	Villanova	Army
1967	Southern Ill.	71-56	Marquette	Rutgers	Marshall
1968	Dayton	61-48	Kansas	Notre Dame	St. Peter's
1969	Temple	89-76	Boston College	Tennessee	Army
1970	Marquette	65-53	St. John's (N.Y.)	Army	LSU
1971	North Carolina	84-66	Georgia Tech	St. Bonaventure	Duke
1972	Maryland	100-69	Niagara	Jacksonville	St. John's (N.Y.)
1973	Virginia Tech	92-91(ot)	Notre Dame	North Carolina	Alabama
1974	Purdue	87-81	Utah	Boston College	Jacksonville
1975	Princeton	80-69	Providence	Oregon	St. John's (N.Y.)
1976	Kentucky	81-76	Charlotte	North Carolina St.	Providence
1977	St. Bonaventure	94-91	Houston	Villanova	Alabama
1978	Texas	101-93	North Carolina St.	Rutgers	Georgetown
1979	Indiana	53-52	Purdue	Alabama	Ohio St.
1980	Virginia	58-55	Minnesota	Illinois	UNLV
1981	Tulsa	86-84(ot)	Syracuse	Purdue	West Virginia
1982	Bradley	67-58	Purdue	+ Georgia	+ Oklahoma
1983	Fresno St.	69-60	DePaul	+ Nebraska	+ Wake Forest
1984	Michigan	83-63	Notre Dame	Virginia Tech	La.-Lafayette
1985	UCLA	65-62	Indiana	Tennessee	Louisville
1986	Ohio St.	73-63	Wyoming	Louisiana Tech	Florida
1987	Southern Miss.	84-80	La Salle	Nebraska	Ark.-Little Rock
1988	Connecticut	72-67	Ohio St.	Colorado St.	Boston College
1989	St. John's (N.Y.)	73-65	St. Louis	UAB	Michigan St.
1990	Vanderbilt	74-72	St. Louis	Penn St.	New Mexico
1991	Stanford	78-72	Oklahoma	Colorado	Massachusetts
1992	Virginia	81-76	Notre Dame	Utah	Florida
1993	Minnesota	92-61	Georgetown	UAB	Providence
1994	Villanova	80-73	Vanderbilt	Siena	Kansas St.
1995	Virginia Tech	65-64(ot)	Marquette	Penn St.	Canisius
1996	Nebraska	60-56	St. Joseph's	Tulane	Alabama
1997	Michigan	82-73	Florida St.	Connecticut	Arkansas
1998	Minnesota	79-72	Penn St.	Georgia	Fresno St.
1999	California	61-60	Clemson	Xavier	Oregon
2000	Wake Forest	71-61	Notre Dame	Penn St.	North Carolina St.
2001	Tulsa	79-60	Alabama	Memphis	Detroit
2002	Memphis	72-62	South Carolina	Syracuse	Temple
2003	St. John's (N.Y.)	70-67	Georgetown	Minnesota	Texas Tech
2004	Michigan	62-55	Rutgers	+ Iowa St.	+ Oregon
2005	South Carolina	60-57	St. Joseph's	+ Maryland	+ Memphis

+tied for third place

POSTSEASON CHARITY GAME

During World War II, the American Red Cross sponsored a basketball game to raise money for the war effort. The game featured that year's NCAA champion versus the NIT champion.

Season	Winner	Score	Loser	Site
1943	Wyoming (NCAA champion)	52-47 (ot)	St. John's (N.Y.) (NIT champion)	New York
1944	Utah (NCAA champion)	43-36	St. John's (N.Y.) (NIT champion)	New York
1945	Oklahoma St. (NCAA champion)	52-44	DePaul (NIT champion)	New York

NABC All-Star Game Results

Season	Winner	Score	MVP	Winning Coach	Losing Coach	Attendance
1963	East	77-70	Art Heyman, Duke	Harold Anderson	Cliff Wells	9,000
1964	West	79-78	Willie Murrell, Kansas St.	Slats Gill	Jack Gardner	9,700
1965	West	87-74	Gail Goodrich, UCLA	Doggie Julian	Joe Lapchick	7,000
1966	East	126-99	Cazzie Russell, Michigan	Taps Gallagher	Forrest Twogood	8,000
1967	East	102-93	Sonny Dove, St. John's (N.Y.)	Ben Carnevale	Everest Shelton	7,300
1968	West	95-88	Pete Maravich, LSU	Phog Allen & Tex Winter	Art Schabinger & John Bach	14,500
1969	East	104-80	Neal Walk, Florida	Tony Hinkle	Branch McCracken	6,100
1970	East	116-102	Charlie Scott, North Carolina	Nat Holman	Bud Foster	14,756
1971	East	106-104 (ot)	Jim McDaniel, Western Ky.	Dutch Lonborg	Vadal Peterson	13,178
1972	East	96-91 (ot)	Billy Shepard, Butler	Howard Hobson	Hank Iba	7,856
1973	West	98-94	Jim Brewer, Minnesota	Stan Watts	Adolph Rupp	8,609
1974	East	105-85	Marvin Barnes, Providence	Harry Litwack	John Hyder	8,396
1975	West	110-89	Gus Williams, Southern California	Bruce Drake	Eddie Hickey	NA
1976	West	101-98	Chuckie Williams, Kansas St.	Marv Harshman	Dean Smith	5,951
1977	East	114-93	Ernie Grunfeld, Tennessee	Bob Knight	Johnny Orr	6,537
1978	East	93-87	Butch Lee, Marquette	Frank McGuire	Al McGuire	4,275
1979	East	114-109	Greg Deane, Utah	Joe B. Hall	Bill Foster	7,472
1980	East	88-79	Mike O'Koren, North Carolina	Bill Hodges	Jud Heathcote	7,600
1981	West	99-97	Danny Ainge, Brigham Young	Larry Brown	Denny Crum	3,116
1982	West	102-68	Ricky Frazier, Missouri	Dale Brown	Bob Knight	3,965
1983	West	99-94	Darrell Walker, Arkansas	John Thompson	Dean Smith	4,178
1984	West	111-77	Fred Reynolds, UTEP	Marv Harshman	Jim Valvano	4,126
1985	West	97-90	Lorenzo Charles, North Carolina St.	Guy Lewis	Joe B. Hall	10,464
1986	West	94-92	David Wingate, Georgetown	Rollie Massimino	Lou Carnesecca	7,009
1987	West	92-91	David Robinson, Navy	Denny Crum	Mike Krzyzewski	8,041
1988	East	97-91	David Rivers, Notre Dame	Jim Boeheim	Jerry Tarkanian	8,528
1989	West	150-111	Tim Hardaway, UTEP	Lute Olson	Billy Tubbs	7,541
1990	East	127-126	Travis Mays, Texas	P.J. Carlesimo	Steve Fisher	7,161
1991	West	122-113	Jimmy Oliver, Purdue	Nolan Richardson	Bobby Cremins	8,000
1992	West	117-93	Doug Christie, Pepperdine	Roy Williams	Clem Haskins	10,344
1993	West	104-95	Ervin Johnson, New Orleans	Bob Huggins	Mike Krzyzewski	6,604
1994	East	77-73	Charlie Ward, Florida St.	Clarence "Big House" Gaines	Guy Lewis	6,500
1995	West	117-88	Fred Hoiberg, Iowa St.	Lute Olson	Lon Kruger	7,900
1996	East	99-92	Danetri Hill, Florida	Eddie Sutton	Jim Harrick	5,500
1997	East	105-94	James Collins, Florida St.	Jim Boeheim	Norm Stewart	6,019
1998	East	102-89	Felipe Lopez, St. John's (N.Y.)	Clem Haskins	Steve Lavin	8,998
1999	West	93-86	Doug Swenson, Creighton	Rick Majerus	Tubby Smith	6,753

Year	Score NABC-Opp.	NABC MVP	NABC Coach	Opponent	Attendance
2000	80-82	Kenyon Jones, San Francisco	Jim Calhoun	Harlem Globetrotters	8,000
2001	63-75	Kyle Hill, Eastern Mich.	Gene Keady	Harlem Globetrotters	15,253
2002	86-76	Tony Akins, Georgia Tech	Tom Izzo	Harlem Globetrotters	8,758
2003	85-87 (ot)	Dahntay Jones, Duke	Gary Williams	Harlem Globetrotters	14,844
2004	72-88	David Hawkins, Temple	Jim Boeheim	Harlem Globetrotters	11,637
2005	73-68	Chuck Hayes, Kentucky	Jim Calhoun	Harlem Globetrotters	13,000

Game Sites: 1963-67—Lexington, Kentucky; 1968-70—Indianapolis, Indiana; 1971-74—Dayton, Ohio; 1975-77—Tulsa, Ok.; 1978-present—same city as the NCAA Final Four.

Division II Championship

2005 Results

FIRST ROUND

Bentley 85, Queens (N.Y.) 68
 Southern N.H. 80, St. Rose 71
 Bryant 69, Adelphi 48
 Bloomfield 79, St. Anselm 77
 Pfeiffer 110, Wheeling Jesuit 94
 Salem Int'l 72, Alderson-Broadus 61
 Indiana (Pa.) 76, Edinboro 73
 Mount Olive 86, Millersville 78
 Tex. A&M-Commerce 62, Southwestern Okla. 57
 Central Okla. 84, Washburn 66
 Pittsburg St. 73, St. Mary's (Tex.) 59
 Tarleton St. 75, Central Mo. St. 72
 Western Wash. 80, BYU-Hawaii 69
 Alas. Fairbanks 65, Cal St. San B'dino 59
 Cal Poly Pomona 82, Seattle Pacific 77
 Hawaii-Hilo 83, Cal St. Chico 81
 Lynn 89, Lane 61
 Central Ark. 74, West Ga. 71
 Eckerd 81, Fla. Gulf Coast 79
 Montevallo 74, Barry 48
 Findlay 83, Quincy 73
 Wayne St. (Mich.) 56, SIU Edwardsville 55

Ferris St. 99, Indianapolis 79
 Southern Ind. 67, Gannon 61
 Metro St. 83, Northern St. 60
 Minn. St. Mankato 86, Fort Lewis 78
 South Dakota 94, Neb.-Kearney 84
 Winona St. 64, Neb.-Omaha 58
 Bowie St. 91, Tusculum 88
 Columbus St. 83, Kennesaw St. 78
 S.C.-Upstate 63, Winston-Salem 59
 Virginia Union 85, Catawba 81

SECOND ROUND

Bentley 90, Southern N.H. 84
 Bryant 76, Bloomfield 59
 Salem Int'l 105, Pfeiffer 92
 Mount Olive 72, Indiana (Pa.) 64
 Tex. A&M-Commerce 81, Central Okla. 73
 Tarleton St. 65, Pittsburg St. 59
 Alas. Fairbanks 88, Western Wash. 66
 Cal Poly Pomona 73, Hawaii-Hilo 62
 Lynn 73, Central Ark. 69
 Montevallo 65, Eckerd 62
 Findlay 63, Wayne St. (Mich.) 49
 Ferris St. 93, Southern Ind. 87
 Metro St. 85, Minn. St. Mankato 64
 South Dakota 73, Winona St. 68

Bowie St. 84, Columbus St. 72
 Virginia Union 85, S.C.-Upstate 67

REGIONAL FINALS

Bryant 74, Bentley 64
 Mount Olive 80, Salem Int'l 73
 Tarleton St. 75, Tex. A&M-Commerce 70
 Cal Poly Pomona 65, Alas. Fairbanks 58
 Lynn 67, Montevallo 54
 Findlay 94, Ferris St. 73
 Metro St. 89, South Dakota 84
 Virginia Union 70, Bowie St. 64

QUARTERFINALS

Bryant 84, Mount Olive 69
 Tarleton St. 58, Cal Poly Pomona 56
 Lynn 75, Findlay 66
 Virginia Union 78, Metro St. 63

SEMIFINALS

Bryant 60, Tarleton St. 55
 Virginia Union 76, Lynn 61

CHAMPIONSHIP

Virginia Union 63, Bryant 58

Box Scores

SEMIFINALS

MARCH 24, AT GRAND FORKS, NORTH DAKOTA

Bryant 60, Tarleton St. 55

Tarleton St.

##	Player	TOT-FG		3-PT		FT	FTA	REBOUNDS			PF	TP	A	TO	BLK	S	MIN
		FG	FGA	FG	FGA			OF	DE	TOT							
10	LaShon Sheffield.....	*7	17	1	9	0	0	0	4	4	1	15	4	2	0	2	40
12	Cornell Jones.....	*5	14	4	12	3	3	0	1	1	2	17	2	3	0	0	40
14	Derek Atwood.....	*1	4	1	4	0	0	1	4	5	4	3	1	4	0	1	30
41	Nic Gamble.....	*1	5	0	0	0	2	3	5	8	4	2	2	0	0	1	24
42	David Stephens.....	*6	8	0	0	5	6	2	6	8	1	17	1	4	0	1	39
32	Chris Johnson.....	0	0	0	0	1	2	1	2	3	3	1	0	0	0	1	12
44	Jake McWilliams.....	0	0	0	0	0	0	0	0	0	0	0	0	0	0	0	5
50	Randell Williams.....	0	1	0	0	0	0	0	1	1	1	0	0	0	0	1	10
TM	Team.....	0	0	0	0	0	0	1	2	3	0	0	0	0	0	0	0
	Totals.....	20	49	6	25	9	13	8	25	33	16	55	10	13	0	7	200

Deadball rebounds: 1

Bryant

##	Player	TOT-FG		3-PT		FT	FTA	REBOUNDS			PF	TP	A	TO	BLK	S	MIN
		FG	FGA	FG	FGA			OF	DE	TOT							
05	John Williams.....	*8	16	6	10	3	5	0	2	2	1	25	1	3	0	1	40
11	Nathaniel Sudlow.....	*0	3	0	1	0	0	1	3	4	1	0	0	1	1	0	16
22	Dan Hammond.....	*2	3	0	1	2	2	2	2	4	3	6	3	2	0	2	29
23	Mario Correia.....	*3	8	1	3	2	5	1	3	4	5	9	0	2	0	3	23
50	Mike Williams.....	*5	8	0	0	0	0	2	5	7	4	10	5	1	0	1	40
03	Jarett Love.....	1	1	0	0	0	0	2	0	2	0	2	0	0	0	1	5
21	Jon Ezeokoli.....	1	1	1	1	0	1	1	3	4	1	3	0	0	0	0	17
33	Chris Burns.....	1	8	1	7	2	2	0	3	3	0	5	0	2	0	0	24
40	Cullen McCarthy.....	0	3	0	2	0	0	0	1	1	1	0	0	0	0	0	6
TM	Team.....	0	0	0	0	0	0	0	2	2	0	0	0	1	0	0	0
	Totals.....	21	51	9	25	9	15	9	24	33	16	60	9	12	1	8	200

Deadball rebounds: 2

Officials: Mike Foote; Jeff Faircloth; Jim Barker;

Technical fouls: Tarleton St.-, Nic Gamble. Bryant-None.

Score by Periods	1	2	Total
Tarleton St.....	24	31	- 55
Bryant.....	29	31	- 60

Virginia Union 76, Lynn 61
Virginia Union

##	Player	TOT-FG		3-PT		FT	FTA	REBOUNDS			PF	TP	A	TO	BLK	S	MIN
		FG	FGA	FG	FGA			OF	DE	TOT							
01	Luqman Jaaber	*7	11	3	4	2	2	0	2	2	1	19	7	3	0	5	40
03	Duan Crockett	*6	13	0	1	4	4	3	6	9	5	16	1	1	3	1	29
04	Antwan Walton	*4	5	0	0	2	2	0	7	7	3	10	0	3	0	1	31
33	Ralph Brown	*2	8	0	0	2	4	4	4	8	4	6	0	2	0	1	34
40	Darius Hargrove	*2	9	0	2	6	6	0	2	2	1	10	1	1	0	3	29
05	Steve Miller	0	1	0	1	2	2	0	0	0	0	2	0	0	0	1	11
13	KIDD,Emerson	0	2	0	1	0	0	0	0	0	0	0	0	0	0	0	0
31	Arthur Kidd	3	4	3	4	0	0	0	0	0	0	9	0	0	0	0	12
44	MOORE,Phillip	0	0	0	0	0	0	0	0	0	1	0	0	0	0	0	1
51	Chris Moore	2	5	0	0	0	0	2	1	3	5	4	0	1	0	0	13
TM	Team	0	0	0	0	0	0	1	2	3	0	0	0	1	0	0	0
	Totals	26	58	6	13	18	20	10	24	34	20	76	9	12	3	12	200

Lynn

##	Player	TOT-FG		3-PT		FT	FTA	REBOUNDS			PF	TP	A	TO	BLK	S	MIN
		FG	FGA	FG	FGA			OF	DE	TOT							
03	Austin Faber	*1	3	1	2	0	0	1	1	2	1	3	3	3	0	0	20
13	James Cage	*2	7	1	5	0	2	0	2	2	4	5	2	1	0	0	20
23	Marcus Hayes	*7	14	1	4	2	2	3	2	5	2	17	3	4	2	2	38
33	Sheldon Edwards	*3	4	0	0	2	3	2	6	8	2	8	1	3	0	0	25
34	Justin Wingard	*3	6	0	0	7	7	5	5	10	2	13	1	2	0	0	26
10	Akil Lewis	2	8	2	8	0	0	0	3	3	0	6	0	0	0	0	14
22	James Taylor	2	9	1	4	1	1	2	2	4	2	6	2	4	0	1	27
32	Tommy Biggoms	0	2	0	0	0	1	0	0	0	1	0	0	0	0	0	7
35	Hans Schur	0	0	0	0	0	0	0	0	0	0	0	0	0	0	0	3
42	Chris Temple	1	2	0	0	1	2	1	0	1	2	3	1	3	0	0	19
TM	Team	0	0	0	0	0	0	0	1	1	0	0	0	0	0	0	0
	Totals	21	55	6	23	13	18	14	22	36	16	61	13	20	2	3	199

Deadball rebounds: 1
 Attendance: 1,030
 Officials: Dave White; Brian Barr; Bo Boroski;
 Technical fouls: Virginia Union-None. Lynn-None.

Score by Periods	1	2	Total
Virginia Union	28	48	-76
Lynn	24	37	-61

CHAMPIONSHIP
MARCH 26, AT GRAND FORKS, NOTH DAKOTA
Virginia Union 63, Bryant 58

Virginia Union

##	Player	TOT-FG		3-PT		FT	FTA	REBOUNDS			PF	TP	A	TO	BLK	S	MIN
		FG	FGA	FG	FGA			OF	DE	TOT							
01	Luqman Jaaber	*1	7	1	5	6	6	0	3	3	1	9	3	2	0	3	40
03	Duan Crockett	*5	17	0	1	2	3	4	2	6	0	12	2	0	0	1	35
04	Antwan Walton	*8	11	0	0	3	3	5	6	11	1	19	0	2	0	0	36
33	Ralph Brown	*2	8	0	0	3	4	2	5	7	2	7	2	1	0	1	31
40	Darius Hargrove	*2	8	0	3	2	2	1	2	3	2	6	0	1	1	1	26
02	Lantrice Green	0	1	0	0	0	0	0	0	0	1	0	0	0	0	0	1
05	Steve Miller	0	0	0	0	0	0	0	0	0	0	0	0	0	0	0	4
24	Quincy Smith	0	1	0	1	0	0	0	0	0	1	0	0	0	0	0	2
31	Arthur Kidd	2	4	2	4	0	0	0	1	1	0	6	0	0	0	1	12
51	Chris Moore	1	4	0	0	2	2	1	2	3	0	4	1	1	0	0	13
TM	Team	0	0	0	0	0	0	4	2	6	0	0	0	0	0	0	0
	Totals	21	61	3	14	18	20	17	23	40	8	63	8	7	1	7	200

Deadball rebounds: 1

Bryant

##	Player	TOT-FG		3-PT		FT	FTA	REBOUNDS			PF	TP	A	TO	BLK	S	MIN
		FG	FGA	FG	FGA			OF	DE	TOT							
05	John Williams	*4	15	2	11	2	2	0	3	3	4	12	3	3	0	1	40
11	Nathaniel Sudlow	*0	1	0	0	0	0	0	0	0	2	0	0	1	0	1	5
22	Dan Hammond	*3	5	0	0	0	0	2	3	5	3	6	2	0	0	0	36
23	Mario Correia	*6	11	2	5	0	0	3	3	6	2	14	3	2	1	0	32
50	Mike Williams	*1	5	0	0	0	0	2	6	8	2	2	2	1	1	0	40
21	Jon Ezeokoli	0	2	0	2	0	0	0	0	0	0	0	0	0	0	0	8
33	Chris Burns	8	13	6	10	2	2	0	3	3	1	24	3	6	0	0	35
40	Cullen McCarthy	0	0	0	0	0	0	0	1	1	2	0	0	1	0	0	4
TM	TEAM	0	0	0	0	0	0	0	5	5	0	0	0	0	0	0	0
	Totals	22	52	10	28	4	4	7	24	31	16	58	13	14	2	2	200

Deadball rebounds: 0
 Attendance: 1,717
 Officials: Jim Barker; Mike Foote; David White;
 Technical fouls: Virginia Union-None. Bryant-None.

Score by Periods	1	2	Total
Virginia Union	24	39	-63
Bryant	22	36	-58

Year-by-Year Results

Season	Champion	Score	Runner-Up	Third Place	Fourth Place
1957	Wheaton (Ill.)	89-65	Ky. Wesleyan	Mt. St. Mary's	Cal St. L.A.
1958	South Dakota	75-53	St. Michael's	Evansville	Wheaton (Ill.)
1959	Evansville	83-67	Missouri St.	N.C. A&T	Cal St. L.A.
1960	Evansville	90-69	Chapman	Ky. Wesleyan	Cornell College
1961	Wittenberg	42-38	Southeast Mo. St.	South Dakota St.	Mt. St. Mary's
1962	Mt. St. Mary's	58-57(ot)	Sacramento St.	Southern Ill.	Neb. Wesleyan
1963	South Dakota St.	44-42	Wittenberg	Oglethorpe	Southern Ill.
1964	Evansville	72-59	Akron	N.C. A&T	UNI
1965	Evansville	85-82(ot)	Southern Ill.	North Dakota	St. Michael's
1966	Ky. Wesleyan	54-51	Southern Ill.	Akron	North Dakota
1967	Winston-Salem	77-74	Missouri St.	Ky. Wesleyan	Illinois St.
1968	Ky. Wesleyan	63-52	Indiana St.	Trinity (Tex.)	Ashland
1969	Ky. Wesleyan	75-71	Missouri St.	** American Int'l	Ashland
1970	Philadelphia U.	76-65	Tennessee St.	UC Riverside	Buffalo St.
1971	Evansville	97-82	Old Dominion	* La.-Lafayette	Ky. Wesleyan
1972	Roanoke	84-72	Akron	Tennessee St.	Eastern Mich.
1973	Ky. Wesleyan	78-76(ot)	Tennessee St.	Assumption	Brockport St.
1974	Morgan St.	67-52	Missouri St.	Assumption	New Orleans
1975	Old Dominion	76-74	New Orleans	Assumption	Chattanooga
1976	Puget Sound	83-74	Chattanooga	Eastern Ill.	Old Dominion
1977	Chattanooga	71-62	Randolph-Macon	North Ala.	Sacred Heart
1978	Cheyney	47-40	Wis.-Green Bay	Eastern Ill.	UCF
1979	North Ala.	64-50	Wis.-Green Bay	Cheyney	Bridgeport
1980	Virginia Union	80-74	NYIT	Fla. Southern	North Ala.
1981	Fla. Southern	73-68	Mt. St. Mary's	Cal Poly	Wis.-Green Bay
1982	Dist. Columbia	73-63	Fla. Southern	Ky. Wesleyan	Cal St. Bakersfield
1983	Wright St.	92-73	Dist. Columbia	* Cal St. Bakersfield	* Morningside
1984	Central Mo. St.	81-77	St. Augustine's	* Ky. Wesleyan	* North Ala.
1985	Jacksonville St.	74-73	South Dakota St.	* Ky. Wesleyan	* Mt. St. Mary's
1986	Sacred Heart	93-87	Southeast Mo. St.	* Cheyney	* Fla. Southern
1987	Ky. Wesleyan	92-74	Gannon	* Delta St.	* Mont. St.-Billings
1988	Mass.-Lowell	75-72	Alas. Anchorage	Fla. Southern	Troy
1989	N.C. Central	73-46	Southeast Mo. St.	UC Riverside	Jacksonville St.
1990	Ky. Wesleyan	93-79	Cal St. Bakersfield	North Dakota	Morehouse
1991	North Ala.	79-72	Bridgeport	* Cal St. Bakersfield	* Virginia Union
1992	Virginia Union	100-75	Bridgeport	* Cal St. Bakersfield	* California (Pa.)
1993	Cal St. Bakersfield	85-72	Troy	* Wayne St. (Mich.)	* Southern N.H.
1994	Cal St. Bakersfield	92-86	Southern Ind.	* Washburn	* Southern N.H.
1995	Southern Ind.	71-63	UC Riverside	* Norfolk St.	* Indiana (Pa.)
1996	Fort Hays St.	70-63	Northern Ky.	* Virginia Union	* California (Pa.)
1997	Cal St. Bakersfield	57-56	Northern Ky.	* Salem Int'l	* Lynn
1998	UC Davis	83-77	Ky. Wesleyan	* Virginia Union	* St. Rose
1999	Ky. Wesleyan	75-60	Metro St.	* Truman	* Fla. Southern
2000	Metro St.	97-99	Ky. Wesleyan	* Mo. Southern St.	* Seattle Pacific
2001	Ky. Wesleyan	72-63	Washburn	Western Wash.	Tampa
2002	Metro St.	80-72	Ky. Wesleyan	Shaw	Indiana (Pa.)
2003	Northeastern St.	75-64	* Ky. Wesleyan	* Queens (N.C.)	* Bowie St.
2004	Kennesaw St.	84-59	Southern Ind.	* Metro St.	* Humboldt St.
2005	Virginia Union	63-58	Bryant	* Lynn	* Tarleton St.

* Indicates tied for third. ** Student-athletes representing American International in 1969, La.-Lafayette in 1971 and Ky. Wesleyan in 2003 were declared ineligible after the tournament. Under NCAA rules, the teams' and ineligible student-athletes' records were deleted, and the teams' places in the final standings were vacated.

Season	Site of Finals	Coach of Champion	Outstanding Player Award
1957	Evansville, Ind.	Lee Pfund, Wheaton (Ill.)	Mel Peterson, Wheaton (Ill.)
1958	Evansville, Ind.	Duane Clodfelter, South Dakota	Ed Smallwood, Evansville
1959	Evansville, Ind.	Arad McCutchan, Evansville	Hugh Ahlering, Evansville
1960	Evansville, Ind.	Arad McCutchan, Evansville	Ed Smallwood, Evansville
1961	Evansville, Ind.	Ray Mears, Wittenberg	Don Jacobsen, South Dakota St.
1962	Evansville, Ind.	James Phelan, Mt. St. Mary's	Ron Rohrer, Sacramento St.
1963	Evansville, Ind.	Jim Iverson, South Dakota St.	Wayne Rasmussen, South Dakota St.
1964	Evansville, Ind.	Arad McCutchan, Evansville	Jerry Sloan, Evansville
1965	Evansville, Ind.	Arad McCutchan, Evansville	Jerry Sloan, Evansville
1966	Evansville, Ind.	Guy Strong, Ky. Wesleyan	Sam Smith, Ky. Wesleyan
1967	Evansville, Ind.	C.E. Gaines, Winston-Salem	Earl Monroe, Winston-Salem
1968	Evansville, Ind.	Bob Daniels, Ky. Wesleyan	Jerry Newsom, Indiana St.
1969	Evansville, Ind.	Bob Daniels, Ky. Wesleyan	George Tinsley, Ky. Wesleyan
1970	Evansville, Ind.	Herb Magee, Philadelphia U.	Ted McClain, Tennessee St.
1971	Evansville, Ind.	Arad McCutchan, Evansville	Don Buse, Evansville
1972	Evansville, Ind.	Charles Moir, Roanoke	Hal Johnston, Roanoke
1973	Evansville, Ind.	Bob Jones, Ky. Wesleyan	Mike Williams, Ky. Wesleyan
1974	Evansville, Ind.	Nathaniel Frazier, Morgan St.	Marvin Webster, Morgan St.
1975	Evansville, Ind.	Sonny Allen, Old Dominion	Wilson Washington, Old Dominion
1976	Evansville, Ind.	Don Zech, Puget Sound	Curt Peterson, Puget Sound
1977	Springfield, Mass.	Ron Shumate, Chattanooga	Wayne Golden, Chattanooga
1978	Springfield, Mo.	John Chaney, Cheyney	Andrew Fields, Cheyney
1979	Springfield, Mo.	Bill Jones, North Ala.	Perry Oden, North Ala.
1980	Springfield, Mass.	Dave Robbins, Virginia Union	Keith Valentine, Virginia Union
1981	Springfield, Mass.	Hal Wissel, Fla. Southern	John Ebeling, Fla. Southern
1982	Springfield, Mass.	Wil Jones, Dist. Columbia	Michael Britt, Dist. Columbia
1983	Springfield, Mass.	Ralph Underhill, Wright St.	Gary Monroe, Wright St.

Season	Site of Finals	Coach of Champion	Outstanding Player Award
1984	Springfield, Mass.	Lynn Nance, Central Mo. St.	Ron Nunnally, Central Mo. St.
1985	Springfield, Mass.	Bill Jones, Jacksonville St.	Mark Tetzlaff, South Dakota St.
1986	Springfield, Mass.	Dave Bike, Sacred Heart	Roger Younger, Sacred Heart
1987	Springfield, Mass.	Wayne Chapman, Ky. Wesleyan	Sam Smith, Ky. Wesleyan
1988	Springfield, Mass.	Don Doucette, Mass.-Lowell	Leo Parent, Mass.-Lowell
1989	Springfield, Mass.	Michael Bernard, N.C. Central	Miles Clarke, N.C. Central
1990	Springfield, Mass.	Wayne Chapman, Ky. Wesleyan	Wade Green, Cal St. Bakersfield
1991	Springfield, Mass.	Gary Elliott, North Ala.	Lambert Shell, Bridgeport
1992	Springfield, Mass.	Dave Robbins, Virginia Union	Derrick Johnson, Virginia Union
1993	Springfield, Mass.	Pat Douglass, Cal St. Bakersfield	Tyrone Davis, Cal St. Bakersfield
1994	Springfield, Mass.	Pat Douglass, Cal St. Bakersfield	Stan Gouard, Southern Ind.
1995	Louisville, Ky.	Bruce Pearl, Southern Ind.	William Wilson, UC Riverside
1996	Louisville, Ky.	Gary Garner, Fort Hays St.	Sherick Simpson, Fort Hays St.
1997	Louisville, Ky.	Pat Douglass, Cal St. Bakersfield	Kebu Stewart, Cal St. Bakersfield
1998	Louisville, Ky.	Bob Williams, Ky. Wesleyan	Antonio Garcia, Ky. Wesleyan
1999	Louisville, Ky.	Bob Williams, Ky. Wesleyan	Antonio Garcia, Ky. Wesleyan
2000	Louisville, Ky.	Mike Dunlap, Metro St.	DeMarcos Anzures, Metro St.
2001	Bakersfield, Calif.	Ray Harper, Ky. Wesleyan	Lorico Duncan, Ky. Wesleyan
2002	Evansville, Ind.	Mike Dunlap, Metro St.	Patrick Mutombo, Metro St.
2003	Lakeland, Fla.	Larry Gipson, Northeastern St.	Darnell Hinson, Northeastern St.
2004	Bakersfield, Calif.	Tony Ingle, Kennesaw St.	Terrence Hill, Kennesaw St.
2005	Grand Forks, N.D.	Dave Robbins, Virginia Union	Antwan Walton, Virginia Union

Individual Records

(Three-game minimum for series records and percentages)

POINTS, GAME

54—Willie Jones, American (91) vs. Evansville (101), 1960; Bill Fennelly, Central Mo. St. (112) vs. Jacksonville St. (91), 1980.

POINTS, TOURNAMENT

185—Jack Sullivan, Mt. St. Mary's, 1957 (36 vs. CCNY, 48 vs. N.C. Central, 39 vs. Rider, 19 vs. Ky. Wesleyan, 43 vs. Cal. St. L.A.).

FIELD GOALS, GAME

22—Phil Jackson, North Dakota (107) vs. Parsons (56), 1967.

FIELD GOALS, TOURNAMENT

71—Jack Sullivan, Mt. St. Mary's, 1957 (14 vs. CCNY, 19 vs. N.C. Central, 16 vs. Rider, 8 vs. Ky. Wesleyan, 14 vs. Cal. St. L.A.).

THREE-POINT FIELD GOALS, GAME

11—Kenny Warren, Cal St. Bakersfield (98) vs. Grand Canyon (68), 1993.

THREE-POINT FIELD GOALS, TOURNAMENT

23—John Williams, Bryant, 2005 (5 vs. Bloomfield, 4 vs. Adelphi, 1 vs. Bentley, 5 vs. Mount Olive, 6 vs. Tarleton St, 2 vs. Virginia Union.)

FREE THROWS MADE, GAME

24—Dave Twardzik, Old Dominion (102) vs. Norfolk St. (97), 1971.

FREE THROWS MADE, TOURNAMENT

55—Don Jacobsen, South Dakota St., 1961 (9 vs. Cornell College, 22 vs. Prairie View, 9 vs. UC Santa Barb., 11 vs. Southeast Mo. St., 4 vs. Mt. St. Mary's).

HIGHEST FREE-THROW PERCENTAGE, GAME (Minimum 18 Made)

100.0%—Ralph Talley, Norfolk St. (70) vs. Virginia Union (60), 1986 (18-18).

ASSISTS, GAME

20—Steve Ray, Bridgeport (132) vs. Stonehill (127) (ot), 1989.

ASSISTS, TOURNAMENT

49—Tyrone Tate, Southern Ind., 1994 (8 vs. Ky. Wesleyan, 3 vs. Wayne St. (Mich.), 16 vs. South Dakota, 16 vs. Southern N.H., 6 vs. Cal St. Bakersfield).

REBOUNDS, TOURNAMENT (SINCE 1968)

99—Marvin Webster, Morgan St., 1974 (5 games).

Team Records

(Three-game minimum for tournament records and percentages)

POINTS, GAME

132—Bridgeport vs. Stonehill (127) (ot), 1989; Central Okla. vs. Washburn (114), 1992.

POINTS, TOURNAMENT

567—Southern Ind., 1995 (95 vs. Hillsdale, 102 vs. Ky. Wesleyan, 102 vs. Northern Ky., 108 vs. Southern N.H., 89 vs. Norfolk St., 71 vs. UC Riverside).

FIELD GOALS, GAME

54—Bentley (129) vs. Stonehill (118), 1989.

FIELD GOALS, TOURNAMENT

198—Southern Ind., 1995 (37 vs. Hillsdale, 37 vs. Ky. Wesleyan, 34 vs. Northern Ky., 40 vs. Southern N.H., 26 vs. Norfolk St., 24 vs. UC Riverside).

THREE-POINT FIELD GOALS, GAME

23—Troy (126) vs. New Hamp. Col (123), 1993.

THREE-POINT FIELD GOALS, TOURNAMENT

57—Troy, 1993 (9 vs. Fla. Southern, 14 vs. Delta St., 6 vs. Washburn, 23 vs. Southern N.H., 5 vs. Cal St. Bakersfield).

FREE THROWS MADE, GAME

46—Evansville (110) vs. N.C. A&T (92), 1959.

FREE THROWS MADE, TOURNAMENT

142—Mt. St. Mary's, 157.

ASSISTS, GAME

36—Troy (126) vs. Southern N.H. (123), 1993.

ASSISTS, TOURNAMENT

120—North Dakota, 1990.

All-Tournament Teams

*Most Outstanding Player.

#Participation voided by action of the NCAA Council.

1957

*Mel Peterson, Wheaton (Ill.)
Jack Sullivan, Mt. St. Mary's
Mason Cope, Ky. Wesleyan
Bob Whitehead, Wheaton (Ill.)
Jim Daniels, South Dakota

1958

*Ed Smallwood, Evansville
Jim Browne, St. Michael's
Jim Daniels, South Dakota
Mel Peterson, Wheaton (Ill.)
Dick Zeidler, St. Michael's

1959

*Hugh Ahlering, Evansville
Joe Cotton, N.C. A&T
Jack Israel, Missouri St.
Paul Benes, Hope
Leo Hill, Cal St. L.A.

1960

*Ed Smallwood, Evansville
Dale Wise, Evansville
Tom Cooke, Chapman
Gary Auten, Ky. Wesleyan
William Jones, American

1961

*Don Jacobsen, South Dakota St.
John O'Reilly, Mt. St. Mary's
George Fisher, Wittenberg
Vivan Reed, Southeast Mo. St.
Carl Ritter, Southeast Mo. St.

1962

*Ron Rohrer, Sacramento St.
Jim Mumford, Neb. Wesleyan
Ed Spila, Southern Ill.
John O'Reilly, Mt. St. Mary's
Ed Pfeiffer, Mt. St. Mary's

1963

*Wayne Rasmussen, South Dakota St.
Tom Black, South Dakota St.
Bob Cherry, Wittenberg
Bill Fisher, Wittenberg
Al Thrasher, Wittenberg

1964

*Jerry Sloan, Evansville
Maurice McHartley, N.C. A&T
Larry Humes, Evansville
Bill Stevens, Akron
Buster Briley, Evansville

1965

*Jerry Sloan, Evansville
Richard Tarrant, St. Michael's
Walt Frazier, Southern Ill.
George McNeil, Southern Ill.
Larry Humes, Evansville

1966

*Sam Smith, Ky. Wesleyan
Clarence Smith, Southern Ill.
George McNeil, Southern Ill.
David Lee, Southern Ill.
Phil Jackson, North Dakota

1967

*Earl Monroe, Winston-Salem
Lou Shepherd, Missouri St.
Sam Smith, Ky. Wesleyan
Danny Bolden, Missouri St.
Dallas Thornton, Ky. Wesleyan

1968

*Jerry Newsom, Indiana St.
Larry Jeffries, Trinity (Tex.)
George Tinsley, Ky. Wesleyan
Fred Hardman, Indiana St.
Dallas Thornton, Ky. Wesleyan

1969

*George Tinsley, Ky. Wesleyan
Curtis Perry, Missouri St.
Tommy Hobgood, Ky. Wesleyan
Mert Bancroft, Missouri St.
Bob Rutherford, American Int'l

1970

*Ted McClain, Tennessee St.
Randy Smith, Buffalo St.
Carl Poole, Philadelphia U.
Howard Lee, UC Riverside
John Pierantozzi, Philadelphia U.

1971

*Don Buse, Evansville
#Dwight Lamar, La.-Lafayette
Rick Coffey, Evansville
John Duncan, Ky. Wesleyan
Skip Noble, Old Dominion

1972

*Hal Johnston, Roanoke
Leonard Robinson, Tennessee St.
Lloyd Neal, Tennessee St.
Jay Piccola, Roanoke
Len Paul, Akron

1973

*Mike Williams, Ky. Wesleyan
Ron Gilliam, Brockport St.
Mike Boylan, Assumption
Leonard Robinson, Tennessee St.
Roger Zornes, Ky. Wesleyan

1974

*Marvin Webster, Morgan St.
John Grochowalski, Assumption
Randy Magers, Missouri St.
William Doolittle, Missouri St.
Alvin O'Neal, Morgan St.

1975

*Wilson Washington, Old Dominion
Wilbur Holland, New Orleans
John Grochowalski, Assumption
Joey Caruthers, Old Dominion
Paul Brennan, Assumption

1976

*Curt Peterson, Puget Sound
Wayne Golden, Chattanooga
Jeff Fuhrmann, Old Dominion
Jeff Furry, Eastern Ill.
Brant Gibler, Puget Sound

1977

*Wayne Golden, Chattanooga
Joe Allen, Randolph-Macon
Otis Boddie, North Ala.
William Gordon, Chattanooga
Hector Olivencia, Sacred Heart

1978

*Andrew Fields, Cheyney
Kenneth Hynson, Cheyney
Tom Anderson, Wis.-Green Bay
Charlie Thomas, Eastern Ill.
Jerry Prather, UCF

1979

*Perry Oden, North Ala.
Carlton Hurdle, Bridgeport
Ron Ripley, Wis.-Green Bay
Ron Darby, North Ala.
Rory Lindgren, Wis.-Green Bay

1980

*Keith Valentine, Virginia Union
Larry Holmes, Virginia Union
Bobby Jones, NYIT
John Ebeling, Fla. Southern
Johnny Buckmon, North Ala.

1981

*John Ebeling, Fla. Southern
Mike Hayes, Fla. Southern
Durrelle Lewis, Mt. St. Mary's
Jim Rowe, Mt. St. Mary's
Jay Bruchak, Mt. St. Mary's

1982

*Michael Britt, Dist. Columbia
John Ebeling, Fla. Southern
Dwight Higgs, Ky. Wesleyan
Earl Jones, Dist. Columbia
Wayne McDaniel, Cal St. Bakersfield

1983

*Gary Monroe, Wright St.
Anthony Bias, Wright St.
Fred Moore, Wright St.
Earl Jones, Dist. Columbia
Michael Britt, Dist. Columbia

1984

*Ron Nunnally, Central Mo. St.
Brian Pesko, Central Mo. St.
Kenneth Bannister, St. Augustine's
Rod Drake, Ky. Wesleyan
Robert Harris, North Ala.

1985

*Mark Tetzlaff, South Dakota St.
Dave Bennett, Ky. Wesleyan
Melvin Allen, Jacksonville St.
Robert Spurgeon, Jacksonville St.
Darryle Edwards, Mt. St. Mary's

1986

*Roger Younger, Sacred Heart
Kevin Stevens, Sacred Heart
Keith Johnson, Sacred Heart
Riley Ellis, Southeast Mo. St.
Ronny Rankin, Southeast Mo. St.

1987

*Sam Smith, Ky. Wesleyan
Andra Whitlow, Ky. Wesleyan
John Worth, Ky. Wesleyan
Mike Runski, Gannon
Jerome Johnson, Mont. St.-Billings

1988

*Leo Parent, Mass.-Lowell
Bobby Licare, Mass.-Lowell
Averian Parrish, Alas. Anchorage
Jerry Johnson, Fla. Southern
Darryl Thomas, Troy

1989

*Miles Clarke, N.C. Central
Dominique Stephens, N.C. Central
Antoine Sifford, N.C. Central
Earnest Taylor, Southeast Mo. St.
Maurice Pullum, UC Riverside

1990

*Wade Green, Cal St. Bakersfield
LeRoy Ellis, Ky. Wesleyan
Corey Crowder, Ky. Wesleyan
Dave Vonesh, North Dakota
Vincent Mitchell, Ky. Wesleyan

1991

*Lambert Shell, Bridgeport
Pat Morris, Bridgeport
Fred Stafford, North Ala.
Allen Williams, North Ala.
Carl Wilmer, North Ala.

1992

*Derrick Johnson, Virginia Union
Reggie Jones, Virginia Union
Winston Jones, Bridgeport
Steve Wills, Bridgeport
Kenney Toomer, California (Pa.)

1993

*Tyrone Davis, Cal St. Bakersfield
Roheen Oats, Cal St. Bakersfield
Terry McCord, Troy
Wayne Robertson, New Hamp. Col.
Danny Lewis, Wayne St. (Mich.)

1994

*Sian Gouard, Southern Ind.
Kenny Warren, Cal St. Bakersfield
Reggie Phillips, Cal St. Bakersfield
Roheen Oats, Cal St. Bakersfield
Tyrone Tate, Southern Ind.

1995

*William Wilson, UC Riverside
Brian Huebner, Southern Ind.
Chad Gilbert, Southern Ind.
Boo Purdom, UC Riverside
Corey Williams, Norfolk St.

1996

*Sherick Simpson, Fort Hays St.
Paul Cluxton, Northern Ky.
LaRon Moore, Northern Ky.
Alonzo Goldston, Fort Hays St.
Kebu Stewart, Cal St. Bakersfield

1997

*Kebu Stewart, Cal St. Bakersfield
Cliff Clinton, Northern Ky.
Paul Cluxton, Northern Ky.
Shannon Minor, Northern Ky.
Terrance Springer, Salem Int'l

1998

*Antonio Garcia, Ky. Wesleyan
Dana Williams, Ky. Wesleyan
Jason Cox, Ky. Wesleyan
Dante Ross, Ky. Wesleyan
William Davis, Virginia Union

1999

*Antonio Garcia, Ky. Wesleyan
Dana Williams, Ky. Wesleyan
Lee Barlow, Metro St.
DeMarcos Anzures, Metro St.
Innocent Kere, Fla. Southern

2000

*DeMarcos Anzures, Metro St.
Kane Oakley, Metro St.
John Bynum, Metro St.
Lee Barlow, Metro St.
Lorico Duncan, Ky. Wesleyan

2001

*Lorico Duncan, Ky. Wesleyan
Marshall Sanders, Ky. Wesleyan
Ewan Auguste, Washburn
Ryan Murphy, Washburn
Sylvere Bryan, Washburn

2002

*Patrick Mutombo, Metro St.
Clayton Smith, Metro St.
Chris Landry, Ky. Wesleyan
Ronald Evans, Ky. Wesleyan
Ronald Murray, Shaw

2003

*Darnell Hinson, Northeastern St.
Shon Robinson, Northeastern St.
Derek Cline, Northeastern St.
Marlon Parmer, Ky. Wesleyan
Eugene Dabney, Ky. Wesleyan

2004

*Terrence Hill, Kennesaw St.
Georgy Joseph, Kennesaw St.
Cris Brunson, Southern Ind.
Joe Gordon, Southern Ind.
Luke Kendall, Metro St.

2005

*Antwan Walton, Virginia Union
Luqman Jaaber, Virginia Union
Duan Crockett, Virginia Union
Chris Burns, Bryant
John Williams, Bryant

#The participation of Dwight Lamar (Louisiana-Lafayette) in the 1971 tournament was voided by action of the NCAA Council.

Division III Championship

2005 Results

FIRST ROUND

Hanover 69, Blackburn 49
 Trinity (Tex.) 72, Texas-Dallas 66
 Buena Vista 91, Edgewood 74
 Lawrence 70, Gust. Adolphus 56
 City Tech 68, Ursinus 66
 Albright 94, Mt. St. Mary (N.Y.) 84
 Western Conn. St. 73, Endicott 62
 Va. Wesleyan 76, New Jersey City 57
 Springfield 71, Norwich 56
 Union (N.Y.) 84, Gwynedd-Mercy 70
 Salem St. 74, Elms 71
 Lebanon Valley 71, Penn St.-Behrend 53
 John Carroll 76, Bethany (W.V.) 48
 Wooster 94, Baldwin-Wallace 78
 Calvin 75, Wheaton (Ill.) 74
 Maryville (Tenn.) 79, Methodist 64

SECOND ROUND

Bentley 90, Southern N.H. 84
 Hanover 81, Ill. Wesleyan 76
 Trinity (Tex.) 65, Pomona-Pitzer 53
 Puget Sound 85, Buena Vista 82
 Wis.-Stevens Point 79, Lawrence 45
 Ramapo 105, City Tech 60
 King's (Pa.) 57, Albright 55
 WPI 79, Western Conn. St. 77
 York (Pa.) 90, Va. Wesleyan 80
 Amherst 81, Springfield 68
 Rochester 79, Union (N.Y.) 61
 Potsdam St. 74, Salem St. 73 (ot)
 St. John Fisher 66, Lebanon Valley 58
 John Carroll 75, Wittenberg 68 (2ot)
 Albion 59, Wooster 58
 Calvin 71, Aurora 59
 Mississippi Col. 68, Maryville (Tenn.) 62

King's (Pa.) 85, Ramapo 78
 York (Pa.) 99, WPI 80
 Rochester 69, Amherst 62
 Potsdam St. 67, St. John Fisher 43
 Albion 80, John Carroll 79
 Calvin 79, Mississippi Col. 60

SECTIONAL CHAMPIONSHIPS

Wis.-Stevens Point 61, Trinity (Tex.) 55
 York (Pa.) 70, King's (Pa.) 58
 Rochester 67, Potsdam St. 51
 Calvin 60, Albion 52

SEMIFINALS

81 Wis.-Stevens Point 81, York (Pa.) 58
 Rochester 65, Calvin 62

THIRD PLACE

Calvin 98, York (Pa.) 84

CHAMPIONSHIP

Wis.-Stevens Point 73, Rochester 49

Box Scores

SEMIFINALS

MARCH 18, AT SALEM, VIRGINIA

Rochester 65, Calvin 62

Rochester

##	Player	TOT-FG		3-PT		FT	FTA	REBOUNDS			PF	TP	A	TO	BLK	S	MIN
		FG	FGA	FG	FGA			OF	DE	TOT							
21	Seth Hauben	*4	10	0	0	7	8	1	9	10	2	15	2	3	0	1	35
24	Brendan McAllister	*4	12	4	12	0	0	1	1	2	1	12	1	2	0	0	26
30	Jeff Juron	*0	3	0	2	0	0	0	1	1	4	0	0	4	1	0	10
31	Gabe Perez	*5	11	0	1	2	3	1	6	7	3	12	6	2	0	5	36
42	Jon Onyiriuka	*3	3	0	0	1	2	1	4	5	2	7	0	2	1	1	23
10	Ryan Mee	1	2	1	2	0	0	0	0	0	1	3	1	0	0	0	14
12	Joe Canty	0	0	0	0	0	0	0	2	2	1	0	0	0	0	0	8
20	Tim Brackney	5	9	3	5	0	0	0	0	0	1	13	3	1	0	1	24
34	San Milbrand	0	0	0	0	1	2	1	3	4	1	1	0	0	0	0	7
44	Eric Snider	1	2	0	0	0	0	2	1	3	2	2	0	1	1	0	17
TM	Team	0	0	0	0	0	0	0	2	2	0	0	0	0	0	0	0
	Totals	23	52	8	22	11	15	7	29	36	18	65	13	15	3	8	200

TOTAL FG%: .442 DEADBALL
 3-Pt. FG%: .364 REBOUNDS
 F Throw %: .733 0

Calvin

##	Player	TOT-FG		3-PT		FT	FTA	REBOUNDS			PF	TP	A	TO	BLK	S	MIN
		FG	FGA	FG	FGA			OF	DE	TOT							
14	Ricky Shilts	*2	7	2	7	3	4	0	1	1	2	9	0	1	0	4	22
32	Kyle Trewhella	*2	5	0	1	0	0	1	0	1	2	4	1	0	0	0	21
34	Dan Aultman	*6	14	0	0	4	5	2	7	9	2	16	2	3	0	0	28
40	Josh Meckes	*0	4	0	0	1	2	2	2	4	2	1	1	2	0	2	28
52	Joel Hoekstra	*6	12	2	4	2	4	2	4	6	2	16	1	2	0	0	27
10	Josh Vriesman	0	2	0	2	0	0	1	1	2	1	0	2	2	0	0	18
20	Brad Sall	1	2	1	1	3	4	0	3	3	2	6	0	0	0	0	17
30	Andy Draayer	1	5	1	5	0	1	1	2	3	0	3	1	0	0	3	14
42	Brian Roelofs	2	4	0	0	0	1	0	3	3	1	4	0	1	0	0	14
44	Kyle Snoeyink	1	3	1	1	0	0	2	0	2	3	3	2	1	0	0	11
TM	Team	0	0	0	0	0	0	2	3	5	0	0	0	0	0	0	0
	Totals	21	58	7	21	13	21	13	26	39	17	62	10	12	0	9	200

TOTAL FG%: .362 DEADBALL
 3-Pt. FG%: .333 REBOUNDS
 F Throw %: .619 3

Officials: Brad Pressentin; Dick Bestor & Mike B
 Technical fouls: Rochester-None. Calvin-None.

Score by Periods	1	2	Total
Rochester	34	31	65
Calvin	30	32	62

Wis.-Stevens Point 81, York (Pa.) 58

Wis.-Stevens Point

##	Player	TOT-FG		3-PT		FT	FTA	REBOUNDS			PF	TP	A	TO	BLK	S	MIN
		FG	FGA	FG	FGA			OF	DE	TOT							
24	Steve Hicklin	*2	5	1	3	1	2	1	1	2	1	6	3	1	0	0	27
33	Nick Bennett	*6	15	4	7	0	0	2	2	4	4	16	2	2	0	2	35
34	Jon Krull	*3	5	1	1	2	2	1	3	4	1	9	1	2	0	3	22
44	Jason Kalsow	*7	16	3	5	3	4	6	6	12	1	20	8	0	5	2	39
50	Eric Maus	*5	11	0	0	2	2	8	4	12	1	12	1	0	1	0	30
12	Shawn Lee	0	0	0	0	0	0	0	0	0	1	0	0	0	0	0	8
20	Brett Hirsch	0	0	0	0	0	0	0	0	0	0	0	0	0	0	0	2
22	Brad Kalsow	0	0	0	0	0	0	0	0	0	0	0	0	0	0	0	3
25	Kyle Grusczyński	5	9	2	5	1	1	0	1	1	2	13	2	1	1	1	22
32	Cory Krautkramer	0	0	0	0	0	0	0	0	0	0	0	0	0	0	0	1
40	Mat Bouche	1	1	0	0	0	0	0	0	0	0	2	0	0	0	0	1
42	Brian Bauer	1	3	1	3	0	0	0	0	0	0	3	3	0	0	0	8
45	Mike Prey	0	0	0	0	0	0	0	1	1	0	0	0	0	0	0	1
52	Gbenga Awe	0	0	0	0	0	0	0	0	0	0	2	0	0	0	0	1
TM	Team	0	0	0	0	0	0	1	2	3	0	0	0	0	0	0	0
	Totals	30	65	12	24	9	11	19	20	39	11	81	22	6	7	8	200

TOTAL FG%: .462 DEADBALL
 3-Pt. FG%: .500 REBOUNDS
 F Throw %: .818 1

York (Pa.)

##	Player	TOT-FG		3-PT		FT	FTA	REBOUNDS			PF	TP	A	TO	BLK	S	MIN
		FG	FGA	FG	FGA			OF	DE	TOT							
14	Brad Zerfing	*2	5	0	2	2	3	0	4	4	2	6	4	1	0	1	30
22	Kenny Fass	*5	10	3	4	0	0	3	1	4	0	13	2	3	0	0	36
30	Brandon Bushey	*4	10	1	5	2	2	1	0	1	4	11	1	1	1	0	31
50	Ben Seibert	*2	3	0	0	0	0	1	4	5	2	4	1	2	1	1	28
54	Brian Singer	*5	12	0	0	0	1	1	3	4	0	10	1	1	2	2	22
10	Shane Beccio	0	0	0	0	0	0	0	0	0	0	0	0	0	0	0	1
12	Chris Cioffi	0	0	0	0	0	0	0	0	0	0	0	0	0	0	0	1
20	Joe Yeck	0	0	0	0	0	0	0	0	0	1	0	0	1	0	0	6
31	Chad McGowan	3	5	0	1	3	4	0	1	1	2	9	0	0	1	0	20
33	Paddy Lee	1	3	1	1	0	0	0	3	3	3	3	0	2	1	0	15
40	Josh Wurtz	1	2	0	1	0	0	0	0	0	0	2	1	0	0	0	8
42	Chris Folland	0	1	0	0	0	0	0	0	0	0	0	0	0	0	0	1
44	Pat D'Arcy	0	1	0	1	0	0	0	0	0	0	0	0	0	0	0	1
TM	Team	0	0	0	0	0	0	4	1	5	0	0	0	0	0	0	0
	Totals	23	52	5	15	7	10	10	17	27	14	58	10	11	6	4	200

TOTAL FG%: .442 DEADBALL
 3-Pt. FG%: .333 REBOUNDS
 F Throw %: .700 2

Attendance: 2,660
 Officials: Ricky Link; Larry Deck & Rusty C.
 Technical fouls: Wis.-Stevens Point-None. York (Pa.)-None.

Score by Periods	1	2	Total
Wis.-Stevens Point	40	41	81
York (Pa.)	26	32	58

**THIRD PLACE
 MARCH 19, AT SALEM, VIRGINIA
 Calvin 98, York (Pa.) 84**

##	Player	TOT-FG		3-PT		FT	FTA	REBOUNDS			PF	TP	A	TO	BLK	S	MIN
		FG	FGA	FG	FGA			OF	DE	TOT							
14	Ricky Shilts	*8	13	4	9	4	4	1	4	5	3	24	4	0	0	1	26
32	Kyle Trewbella	*2	6	1	3	3	3	0	4	4	2	8	3	2	0	0	19
34	Dan Aultman	*5	15	0	2	3	4	2	1	3	1	13	1	1	2	0	28
40	Josh Meckes	*4	5	0	0	0	1	4	5	9	3	8	0	0	2	0	26
52	Joel Hoekstra	*5	10	2	5	2	2	2	5	7	2	14	0	2	0	0	27
10	Josh Vriesman	1	3	1	3	3	3	1	1	2	0	6	5	0	0	0	15
12	Kevin Prins	0	0	0	0	0	0	0	0	0	0	0	0	0	0	0	1
20	Brad Sall	1	3	1	2	0	0	0	0	0	2	3	0	1	0	4	18
22	Tony Zwiers	0	0	0	0	0	0	0	0	0	0	0	0	0	0	0	1
30	Andy Draayer	5	11	3	7	0	0	0	2	2	1	13	0	0	0	0	15
42	Brian Roelofs	2	2	0	0	0	2	1	0	1	2	4	2	0	0	0	9
44	Kyle Snoeyink	2	4	1	1	0	0	0	2	2	1	5	2	0	0	1	13
50	Eric DeVries	0	0	0	0	0	0	0	0	0	1	0	0	0	0	0	2
TM	Team	0	0	0	0	0	0	1	1	2	0	0	0	0	0	0	0
	Totals	35	72	13	32	15	19	12	25	37	18	98	17	6	4	6	200

TOTAL FG%: .486 DEADBALL
 3-Pt. FG%: .406 REBOUNDS
 F Throw %: .789 2



York (Pa.)

##	Player	TOT-FG		3-PT		FT	FTA	REBOUNDS			PF	TP	A	TO	BLK	S	MIN
		FG	FGA	FG	FGA			OF	DE	TOT							
14	Brad Zerfing.....	*2	5	1	2	2	2	0	3	3	4	7	3	2	0	0	26
22	Kenny Fass.....	*1	8	1	2	6	6	1	6	7	1	9	2	2	1	0	33
30	Brandon Bushey.....	*3	8	0	1	0	0	0	4	4	1	6	2	1	0	0	33
50	Ben Seibert.....	*7	11	0	0	3	3	3	2	5	4	17	0	0	0	0	30
54	Brian Singer.....	*4	9	0	0	2	3	3	2	5	1	10	1	1	0	0	22
10	Shane Beccio.....	0	0	0	0	0	0	0	0	0	0	0	1	0	0	0	1
12	Chris Cioffi.....	0	0	0	0	0	0	0	0	0	0	0	0	0	0	0	1
20	Joe Yeck.....	0	0	0	0	0	0	0	0	0	1	0	3	1	0	0	7
31	Chad McGowan.....	6	9	2	2	4	6	0	6	6	3	18	1	3	0	1	22
33	Paddy Lee.....	7	11	1	2	0	0	2	1	3	1	15	2	2	0	1	15
40	Josh Wurtz.....	0	1	0	1	0	0	0	0	0	0	2	0	0	0	0	8
42	Chris Folland.....	1	1	0	0	0	0	0	1	1	0	2	0	1	0	0	1
44	Pat D'Arcy.....	0	0	0	0	0	0	0	0	0	0	0	0	0	0	0	1
TM	Team.....	0	0	0	0	0	0	1	2	3	0	0	0	0	0	0	0
	Totals.....	31	63	5	10	17	20	10	27	37	16	84	17	13	1	2	200

TOTAL FG%: .492 DEADBALL
 3-Pt. FG%: .500 REBOUNDS
 F Throw %: .850 0

Officials: Robbie Lester; Kyle Neve & Chuck Pi.
 Technical fouls: Calvin-None. York (Pa.)-None.

Score by Periods	1	2	Total
Calvin.....	41	57	98
York (Pa.).....	38	46	84

CHAMPIONSHIP
MARCH 20, AT SALEM, VIRGINIA
Wis.-Stevens Point 73, Rochester 49

Rochester

##	Player	TOT-FG		3-PT		FT	FTA	REBOUNDS			PF	TP	A	TO	BLK	S	MIN
		FG	FGA	FG	FGA			OF	DE	TOT							
21	Seth Hauben.....	*2	5	0	0	4	4	6	2	8	2	8	4	1	1	1	38
24	Brendan McAllister.....	*2	7	2	7	0	0	0	1	1	3	6	0	2	0	0	24
30	Jeff Juron.....	*1	7	1	7	2	2	0	0	0	0	5	1	1	0	0	24
31	Gabe Perez.....	*1	4	0	2	0	0	2	1	3	4	2	4	2	0	0	25
42	Jon Onyiriuka.....	*4	8	0	0	6	10	3	8	11	2	14	0	0	1	0	37
10	Ryan Mee.....	1	3	1	3	0	0	1	0	1	2	3	0	0	0	0	8
12	Joe Canty.....	0	1	0	0	0	0	0	0	0	2	0	1	1	0	0	12
14	Will Thorne.....	0	0	0	0	0	0	0	0	0	0	0	0	0	0	0	1
20	Tim Brackney.....	4	11	3	8	0	0	0	0	0	1	11	1	0	1	0	27
34	San Milbrand.....	0	0	0	0	0	0	0	0	0	0	0	0	0	0	0	1
40	Ndubizu, Uche.....	0	0	0	0	0	0	0	1	1	0	0	0	0	0	0	1
44	Eric Snider.....	0	0	0	0	0	0	0	0	0	0	0	0	2	0	0	2
TM	Team.....	0	0	0	0	0	0	3	1	4	0	0	0	1	0	0	0
	Totals.....	15	46	7	27	12	16	15	14	29	16	49	11	10	3	1	200

TOTAL FG%: .326 DEADBALL
 3-Pt. FG%: .259 REBOUNDS
 F Throw %: .750 2

Wis.-Stevens Point

##	Player	TOT-FG		3-PT		FT	FTA	REBOUNDS			PF	TP	A	TO	BLK	S	MIN
		FG	FGA	FG	FGA			OF	DE	TOT							
24	Steve Hicklin.....	*2	2	1	1	2	2	0	3	3	2	7	5	0	0	1	29
33	Nick Bennett.....	*6	9	4	6	2	3	1	0	1	3	18	2	1	0	0	29
34	Jon Krull.....	*8	12	0	0	6	6	2	5	7	0	22	1	1	0	4	34
44	Jason Kalsow.....	*6	13	2	5	1	1	1	5	6	4	15	2	3	1	1	32
50	Eric Maus.....	*2	3	0	0	0	0	1	1	2	1	4	2	0	0	0	35
10	Tamaris Relford.....	0	0	0	0	0	0	0	0	0	0	0	1	0	0	0	1
12	Shawn Lee.....	0	0	0	0	0	0	0	0	0	0	0	0	0	0	0	3
20	Brett Hirsch.....	0	0	0	0	0	0	0	0	0	0	0	0	0	0	0	1
22	Brad Kalsow.....	0	1	0	1	0	0	0	0	0	0	0	0	0	0	0	1
25	Kyle Grusczyński.....	1	5	0	3	0	0	1	3	4	1	2	2	0	0	1	22
32	Cory Krautkramer.....	0	0	0	0	0	0	0	0	0	0	0	0	0	0	0	1
40	Matt Bouche.....	0	0	0	0	0	0	0	0	0	0	0	0	0	0	0	1
42	Brian Bauer.....	1	2	1	2	0	0	0	1	1	2	3	1	0	0	0	9
45	Mike Prey.....	0	0	0	0	0	0	0	0	0	0	0	0	0	0	0	1
52	Gbenga Awe.....	1	1	0	0	0	0	0	0	0	0	2	0	0	0	0	1
TM	Team.....	0	0	0	0	0	0	2	0	2	0	0	0	0	0	0	0
	Totals.....	27	48	8	18	11	12	8	18	26	13	73	16	5	1	7	200

TOTAL FG%: .563 DEADBALL
 3-Pt. FG%: .444 REBOUNDS
 F Throw %: .917 0

Attendance: 2,877
 Officials: Robert Riley; Phillip Sallustio.
 Technical fouls: Rochester-None. Wis.-Stevens Point-None.

Score by Periods	1	2	Total
Rochester.....	25	24	49
Wis.-Stevens Point.....	28	45	73

Year-by-Year Results

Season	Champion	Score	Runner-Up	Third Place	Fourth Place
1975	LeMoyné-Owen	57-54	Rowan	Augustana (Ill.)	Brockport St.
1976	Scranton	60-57	Wittenberg	Augustana (Ill.)	Plattsburgh St.
1977	Wittenberg	79-66	Oneonta St.	Scranton	Hamline
1978	North Park	69-57	Widener	Albion	Stony Brook Centre
1979	North Park	66-62	Potsdam St.	Frank. & Marsh.	Centre
1980	North Park	83-76	Upsala	Wittenberg	Longwood
1981	Potsdam St.	67-65(ot)	Augustana (Ill.)	Ursinus	Otterbein
1982	Wabash	83-62	Potsdam St.	Brooklyn	Cal St. Stanislaus
1983	Scranton	64-63	Wittenberg	Roanoke	Wis.-Whitewater
1984	Wis.-Whitewater	103-86	Clark (Mass.)	DePauw	Upsala
1985	North Park	72-71	Potsdam St.	Neb. Wesleyan	Widener
1986	Potsdam St.	76-73	LeMoyné-Owen	Neb. Wesleyan	New Jersey City
1987	North Park	106-100	Clark (Mass.)	Wittenberg	Richard Stockton
1988	Ohio Wesleyan	92-70	Scranton	Neb. Wesleyan	Hartwick
1989	Wis.-Whitewater	94-86	TCNJ	Southern Me.	Centre
1990	Rochester	43-42	DePauw	Washington (Md.)	Calvin
1991	Wis.-Platteville	81-74	Frank. & Marsh.	Otterbein	Ramapo
1992	Calvin	62-49	Rochester	Wis.-Platteville	New Jersey City
1993	Ohio Northern	71-68	Augustana (Ill.)	Rowan	Mass.-Dartmouth
1994	Lebanon Valley	66-59†	New York U.	Wittenberg	St. Thomas (Minn.)
1995	Wis.-Platteville	69-55	Manchester	Rowan	Trinity (Conn.)
1996	Rowan	100-93	Hope	Ill. Wesleyan	Frank. & Marsh.
1997	Ill. Wesleyan	89-86	Neb. Wesleyan	Williams	Alvernia
1998	Wis.-Platteville	69-56	Hope	Williams	Wilkes
1999	Wis.-Platteville	76-75(ot)	Hampden-Sydney	Connecticut Col.	Wm. Paterson
2000	Calvin	79-75	Wis-Eau Claire	Salem St.	Frank. & Marsh.
2001	Catholic	76-62	Wm. Paterson	Ill. Wesleyan	Ohio Northern
2002	Otterbein	102-83	Elizabethtown	Carthage	Rochester
2003	Williams	67-65	Gust. Adolphus	Wooster	Hampden-Sydney
2004	Wis.-Stevens Point	84-82	Williams	John Carroll	Amherst
2005	Wis.-Stevens Point	73-49	Rochester	Calvin	York (Pa.)

Season	Site of Finals	Coch of Champion	Outstanding Player Award
1975	Reading, Pa.	Jerry Johnson, LeMoyné-Owen	Bob Newman, LeMoyné-Owen
1976	Reading, Pa.	Bob Bessoir, Scranton	Jack Maher, Scranton
1977	Rock Island, Ill.	Larry Hunter, Wittenberg	Rick White, Wittenberg
1978	Rock Island, Ill.	Dan McCarrell, North Park	Michael Harper, North Park
1979	Rock Island, Ill.	Dan McCarrell, North Park	Michael Harper, North Park
1980	Rock Island, Ill.	Dan McCarrell, North Park	Michael Thomas, North Park
1981	Rock Island, Ill.	Jerry Welsh, Potsdam St.	Maxwell Artis, Augustana (Ill.)
1982	Grand Rapids, Mich.	Mac Petty, Wabash	Pete Metzelaars, Wabash
1983	Grand Rapids, Mich.	Bob Bessoir, Scranton	Bill Bessoir, Scranton
1984	Grand Rapids, Mich.	Dave Vander Meulen, Wis.-Whitewater	Andre McKoy, Wis.-Whitewater
1985	Grand Rapids, Mich.	Bosco Djurickovic, North Park	Earnest Hubbard, North Park
1986	Grand Rapids, Mich.	Jerry Welsh, Potsdam St.	Roosevelt Bullock, Potsdam St.
1987	Grand Rapids, Mich.	Bosco Djurickovic, North Park	Michael Starks, North Park
1988	Grand Rapids, Mich.	Gene Mehaffey, Ohio Wesleyan	Scott Tedder, Ohio Wesleyan
1989	Springfield, Ohio	Dave Vander Meulen, Wis.-Whitewater	Greg Grant, TCNJ
1990	Springfield, Ohio	Mike Neer, Rochester	Chris Fite, Rochester
1991	Springfield, Ohio	Bo Ryan, Wis.-Platteville	Shawn Frison, Wis.-Platteville
1992	Springfield, Ohio	Ed Douma, Calvin	Steve Honderd, Calvin
1993	Buffalo, N.Y.	Joe Campoli, Ohio Northern	Kirk Anderson, Augustana (Ill.)
1994	Buffalo, N.Y.	Pat Flannery, Lebanon Valley	Mike Rhoades, Lebanon Valley
1995	Buffalo, N.Y.	Bo Ryan, Wis.-Platteville	Adam Crawford, New York U.
1996	Salem, Va.	Ernie Peavy, Wis.-Platteville	Terrence Stewart, Rowan
1997	Salem, Va.	John Giannini, Rowan	Bryan Crabtree, Ill. Wesleyan
1998	Salem, Va.	Dennie Bridges, Ill. Wesleyan	Ben Hoffmann, Wis.-Platteville
1999	Salem, Va.	Bo Ryan, Wis.-Platteville	Merrill Brunson, Wis.-Platteville
2000	Salem, Va.	Bo Ryan, Wis.-Platteville	Merrill Brunson, Wis.-Platteville
2000	Salem, Va.	Kevin Vande Streek, Calvin	Sherm Carstensen, Calvin
2001	Salem, Va.	Mike Lonergan, Catholic	Pat Maloney, Catholic
2002	Salem, Va.	Dick Reynolds, Otterbein	Jeff Gibbs, Otterbein
2003	Salem, Va.	David Paulsen, Williams	Benjamin Coffin, Williams
2004	Salem, Va.	Jack Bennett, Wis.-Stevens Point	Nick Bennett, Wis.-Stevens Point
2005	Salem, Va.	Jack Bennett, Wis.-Stevens Point	Jason Kalsow, Wis.-Stevens Point

Individual Records

(Minimum three games for series records.)

POINTS, GAME

49—Gerald Reece, William Penn (85) vs. North Park (81), 1981.

POINTS, TOURNAMENT

177—Michael Nagelo, Williams, 1998 (31 vs. Trinity [Conn.], 30 vs. Springfield, 25 vs. Hamilton, 35 vs. St. Lawrence, 18 vs. Wis.-Platteville, 38 vs. Wilkes).

SCORING AVERAGE, TOURNAMENT

36.3—Greg Grant, TCNJ, 1988 (40 vs. Bridgewater [Va.], 45 vs. Emory & Henry, 24 vs. Hartwick).

FIELD GOALS, GAME

21—Gerald Reece, William Penn (85) vs. North Park (81), 1981.

FIELD GOALS, TOURNAMENT

68—Greg Grant, TCNJ, 1989 (11 vs. Shenandoah, 11 vs. New Jersey City, 16 vs. Potsdam St., 16 vs. Southern Me., 14 vs. Wis.-Whitewater).

THREE-POINT FIELD GOALS, GAME

12—Kirk Anderson, Augustana (Ill.) (100) vs. Wis.-Platteville (86), 1993.

THREE-POINT FIELD GOALS, TOURNAMENT

35—Kirk Anderson, Augustana (Ill.), 1993 (4 vs. DePauw, 5 vs. Beloit, 4 vs. La Verne, 12 vs. Wis.-Platteville, 6 vs. Rowan, 4 vs. Ohio Northern).

FREE THROWS MADE, GAME

21—Tom Montsma, Calvin (88) vs. Wabash (76), 1980.

FREE THROWS MADE, TOURNAMENT

52—Daimen Hunter, Alvernia, 1997 (6 vs. Lebanon Valley, 14 vs. Goucher, 5 vs. Rochester Inst., 11 vs. Salisbury, 0 vs. Ill. Wesleyan, 16 vs. Williams).

ASSISTS, GAME

20—Matt Nadelhoffer, Wheaton (Ill.) (131) vs. Grinnell (117), 1996.

ASSISTS, TOURNAMENT

62—Ricky Spicer, Wis.-Whitewater, 1989.

REBOUNDS, TOURNAMENT

83—Jeff Gibbs, Otterbein, 2002.

REBOUNDING AVERAGE, TOURNAMENT

16.6—Jeff Gibbs, Otterbein, 2002 (13 vs. Bethany [W.V.], 6 vs. Randolph-Macon, 24 vs. DePauw; 15 vs. Carthage; 25 vs. Elizabethtown).

Team Records

(Minimum three games for tournament records.)

POINTS, GAME

132—Ill. Wesleyan vs. Grinnell (91), 2001.

POINTS, TOURNAMENT

594—Rowan, 1996 [130 vs. York [N.Y.], 102 vs. New Jersey City, 85 vs. Williams, 98 vs. Richard Stockton, 79 vs. Ill. Wesleyan, 100 vs. Hope].

FIELD GOALS, GAME

52—Wheaton (Ill.) (131) vs. Grinnell (117), 1996.

FIELD GOALS, TOURNAMENT

206—Rowan, 1996 (45 vs. York [N.Y.], 31 vs. New Jersey City, 29 vs. Williams, 35 vs. Richard Stockton, 32 vs. Ill. Wesleyan, 34 vs. Hope).

THREE-POINT FIELD GOALS, GAME

22—Grinnell (117) vs. Wheaton (Ill.) (131), 1996.

THREE-POINT FIELD GOALS, TOURNAMENT

59—Augustana (Ill.), 1993 (6 vs. DePauw, 11 vs. Beloit, 11 vs. La Verne, 14 vs. Wis.-Platteville, 9 vs. Rowan, 8 vs. Ohio Northern).

FREE THROWS MADE, GAME

43—Capital (103) vs. Va. Wesleyan (93), 1982; Potsdam St. (91) vs. New Jersey City (89), 1986.

FREE THROWS MADE, TOURNAMENT

137—Catholic, 2001 [18 vs. CCNY; 11 vs. Widener;

18 vs. Brockport St.; 25 vs. Clark (Mass.); 33 vs. Ohio Northern; 32 vs. Wm. Paterson].

ASSISTS, GAME

34—Hampden-Sydney (105) vs. Greensboro (79), 1995.

ASSISTS, TOURNAMENT

136—Neb. Wesleyan, 1997 (25 vs. Buena Vista, 17 vs. Gust. Adolphus, 22 vs. Hope, 23 vs. Wis.-Stevens Point, 26 vs. Williams, 23 vs. Ill. Wesleyan).

All-Tournament Teams

*Most Outstanding Player.

1975

*Robert Newman, LeMoyne-Owen
Clint Jackson, LeMoyne-Owen
Dan Panaggio, Brockport St.
Bruce Hamming, Augustana (Ill.)
Greg Ackles, Rowan

1976

*Jack Maher, Scranton
Tom Dunn, Wittenberg
Bob Heubner, Wittenberg
Ronnie Wright, Plattsburgh St.
Terry Lawrence, Augustana (Ill.)

1977

*Rick White, Wittenberg
Phil Smyczek, Hamline
Paul Miernicki, Scranton
Clyde Eberhardt, Wittenberg
Ralph Christian, Oneonta St.

1978

*Michael Harper, North Park
Dennis James, Widener
John Nibert, Albion
Earl Keith, Stony Brook
Tom Florentine, North Park

1979

*Michael Harper, North Park
Don Marsh, Frank. & Marsh.
Derrick Rowland, Potsdam St.
Michael Thomas, North Park
Modzel Greer, North Park

1980

*Michael Thomas, North Park
Ellonya Green, Upsala
Steve Keenan, Upsala
Tyronne Curtis, Wittenberg
Keith French, North Park

1981

*Max Artis, Augustana (Ill.)
Bill Rapier, Augustana (Ill.)
Ed Jachim, Potsdam St.
Derrick Rowland, Potsdam St.
Ron Stewart, Otterbein

1982

*Pete Metzelaars, Wabash
Doug Cornfoot, Cal St. Stanislaus
Rick Davis, Brooklyn
Merlin Nice, Wabash
Leroy Witherspoon, Potsdam St.
Maurice Woods, Potsdam St.

1983

*Bill Bessoir, Scranton
Mickey Banas, Scranton
Jay Ferguson, Wittenberg
Mark Linde, Wis.-Whitewater
Gerald Holmes, Roanoke

1984

*Andre McKoy, Wis.-Whitewater
Mark Linde, Wis.-Whitewater
James Gist, Upsala
Dan Trant, Clark (Mass.)
David Hathaway, DePauw

1985

*Earnest Hubbard, North Park
Justyne Monegain, North Park

Dana Janssen, Neb. Wesleyan
Brendan Mitchell, Potsdam St.
Lou Stevens, Widener

1986

*Roosevelt Bullock, Potsdam St.
Barry Stanton, Potsdam St.
Johnny Mayers, New Jersey City
Michael Neal, LeMoyne-Owen
Dana Janssen, Neb. Wesleyan

1987

*Michael Starks, North Park
Mike Barach, North Park
Steve Iannarino, Wittenberg
Kermit Sharp, Clark (Mass.)
Donald Ellison, Richard Stockton

1988

*Scott Tedder, Ohio Wesleyan
Lee Rowlinson, Ohio Wesleyan
J.P. Andrejko, Scranton
Charlie Burt, Neb. Wesleyan
Tim McGraw, Hartwick

1989

*Greg Grant, TCNJ
Danny Johnson, Centre
Jeff Bowers, Southern Me.
Ricky Spicer, Wis.-Whitewater
Elbert Gordon, Wis.-Whitewater
Jeff Seifriz, Wis.-Whitewater

1990

*Chris Fite, Rochester
Brett Crist, DePauw
Chris Brandt, Washington (Md.)
Brett Hecko, DePauw
Steve Honderd, Calvin

1991

*Shawn Frison, Wis.-Platteville
James Bradley, Otterbein
Robby Jeter, Wis.-Platteville
Will Lasky, Frank. & Marsh.
David Wilding, Frank. & Marsh.

1992

*Steve Honderd, Calvin
Matt Harrison, Calvin
Mike LeFebre, Calvin
Chris Fite, Rochester
Kyle Meeker, Rochester

1993

*Kirk Anderson, Augustana (Ill.)
Mark Gooden, Ohio Northern
Aaron Madry, Ohio Northern
Steven Haynes, Mass.-Dartmouth
Keith Wood, Rowan

1994

*Mike Rhoades, Lebanon Valley
*Adam Crawford, New York U.
Jonathan Gabriel, New York U.
John Harper, Lebanon Valley
Matt Croci, Wittenberg

1995

*Ernie Peavy, Wis.-Platteville
Brad Knoy, Manchester
Kyle Hupfer, Manchester
Aaron Lancaster, Wis.-Platteville
Charles Grasty, Rowan

1996

*Terrence Stewart, Rowan
Antwan Dasher, Rowan
Joel Holstege, Hope
Duane Bosma, Hope
Chris Simich, Ill. Wesleyan

1997

*Bryan Crabtree, Ill. Wesleyan
Korey Coon, Ill. Wesleyan
Mitch Mosser, Neb. Wesleyan
Damien Hunter, Alvernia
Michael Nogelo, Williams

1998

*Ben Hoffmann, Wis.-Platteville
Andre Dalton, Wis.-Platteville
Joel Holstege, Hope
Michael Nogelo, Williams
Dave Jannuzzi, Wilkes

1999

*Merrill Brunson, Wis.-Platteville
Mike Jones, Wis.-Platteville
T.J. Grimes, Hampden-Sydney
Jeremy Harris, Hampden-Sydney
Horace Jenkins, Wm. Paterson

2000

*Sherm Carstensen, Wis.-Eau Claire
Jeremy Veenstra, Calvin
Aaron Winkle, Calvin
Tishaun Jenkins, Salem St.
Alex Kraft, Frank. & Marsh.

2001

*Pat Maloney, Catholic
Matt Hilleary, Catholic
Horace Jenkins, Wm. Paterson
Chad Bostleman, Ohio Northern
Luke Kasten, Ill. Wesleyan

2002

*Jeff Gibbs, Otterbein
Kevin Shay, Otterbein
Bob Porambo, Elizabethtown
Seth Hauben Carthage
Jason Wiertel, Carthage

2003

*Benjamin Coffin, Williams
Michael Crotty, Williams
Doug Espenson, Gust. Adolphus
Jeff Monroe, Hampden-Sydney
Bryan Nelson, Wooster

2004

*Nick Bennett, Wis.-Stevens Point
Jason Kalsow, Wis.-Stevens Point
Tucker Kain, Williams
Michael Crotty, Williams
Jerry Angel, Wooster

2005

*Jason Kalsow, Wis.-Stevens Point
Nick Bennett, Wis.-Stevens Point
Jon Krull, Wis.-Stevens Point
Seth Hauben, Rochester
Joel Hoekstra, Calvin



Statistical Leaders

2005 Division I Individual Leaders ...	210
2005 Division I Game Highs	212
2005 Division I Team Leaders	214
2006 Division I Top Returnees	218
2005 Division II Individual Leaders ..	220
2005 Division II Game Highs	223
2005 Division II Team Leaders.....	224
2005 Division III Individual Leaders..	227
2005 Division III Game Highs	229
2005 Division III Team Leaders.....	230



2005 Division I Individual Leaders

Points Per Game

Rk	Name, School	Cl	G	FGM	3FG	FT	Pts.	Avg.
1.	Keydren Clark, St. Peter's	Jr.	28	230	109	152	721	25.8
2.	Taylor Coppenrath, Vermont	Sr.	31	271	9	226	777	25.1
3.	Juan Mendez, Niagara	Sr.	30	221	39	224	705	23.5
4.	Rob Monroe, Quinnipiac	Sr.	26	173	72	171	589	22.7
5.	Bo McCaleb, New Orleans	So.	30	261	25	132	679	22.6
6.	#Ike Diogu, Arizona St.	Jr.	32	229	18	248	724	22.6
7.	Tim Smith, East Tenn. St.	Jr.	29	245	59	96	645	22.2
8.	Jose Juan Barea, Northeastern	Jr.	30	233	68	131	665	22.2
9.	J.J. Redick, Duke	Jr.	33	202	121	196	721	21.8
10.	Ryan Gomes, Providence	Sr.	31	247	52	124	670	21.6
11.	#Darshan Luckey, St. Francis (Pa.)	Jr.	28	212	39	139	602	21.5
12.	Hakim Warrick, Syracuse	Sr.	34	253	9	211	726	21.4
13.	Daryll Hill, St. John's (N.Y.)	So.	27	201	51	107	560	20.7
14.	Nick Fazekas, Nevada	So.	32	223	33	183	662	20.7
15.	Michael Harris, Rice	Sr.	31	240	7	152	639	20.6
16.	Seamus Boxley, Portland St.	Sr.	28	205	13	153	576	20.6
17.	Omar Thomas, UTEP	Sr.	35	248	13	207	716	20.5
18.	Paul Millsap, Louisiana Tech	So.	29	225	0	143	593	20.4
19.	#Andrew Bogut, Utah	So.	35	281	9	144	715	20.4
20.	Wayne Simien, Kansas	Sr.	26	191	4	142	528	20.3
21.	Steven Smith, La Salle	Jr.	29	206	34	142	588	20.3
22.	Dainmon Gonner, Southeast Mo. St.	Sr.	27	195	41	116	547	20.3
23.	#Tiras Wade, La-Lafayette	Jr.	31	215	77	121	628	20.3
24.	Elton Nesbitt, Ga. Southern	Jr.	31	193	92	147	625	20.2
25.	John Cox, San Francisco	Sr.	31	212	77	120	621	20.0
26.	Rawle Marshall, Oakland	Sr.	32	210	39	177	636	19.9
27.	Alan Daniels, Lamar	Jr.	29	203	77	93	576	19.9
28.	Willie Jenkins, Tennessee Tech	Sr.	29	200	57	113	570	19.7
29.	Marquain Chandler, San Jose St.	Sr.	29	221	36	91	569	19.6
30.	Caleb Green, Oral Roberts	So.	33	213	0	213	639	19.4
31.	Steve Burt, Iona	Jr.	31	186	80	145	597	19.3
32.	Peter Mulligan, Manhattan	Sr.	28	181	35	142	539	19.3
33.	Glen McGowan, Pepperdine	Sr.	31	197	31	170	595	19.2
34.	Mike Bell, Fla. Atlantic	Sr.	27	204	47	61	516	19.1
35.	Adam Morrison, Gonzaga	So.	31	226	37	100	589	19.0
36.	Danny Granger, New Mexico	Sr.	30	183	45	154	565	18.8
37.	T.J. Sorrentine, Vermont	Sr.	31	196	116	73	581	18.7
38.	Cedrick Banks, Ill.-Chicago	Sr.	29	182	78	99	541	18.7
39.	Devarick Spencer, Arkansas St.	Sr.	29	187	84	82	540	18.6
40.	Dan Oppland, Valparaiso	Jr.	31	211	33	122	577	18.6
41.	Guillermo Diaz, Miami (Fla.)	So.	29	190	61	97	538	18.6
42.	John Reimold, Bowling Green	Sr.	29	182	79	94	537	18.5
43.	Harding Nana, Delaware	Jr.	31	200	53	121	574	18.5
44.	Jerry Johnson, Rider	Sr.	30	172	102	107	553	18.4
45.	Dijon Thompson, UCLA	Sr.	28	183	43	107	516	18.4
46.	Jason Forte, Brown	Sr.	26	130	54	165	479	18.4
47.	Salim Stoudamire, Arizona	Sr.	36	210	120	122	662	18.4
48.	Brandon Heath, San Diego St.	So.	29	176	48	132	532	18.3
49.	#Bracey Wright, Indiana	Jr.	26	150	50	126	476	18.3
50.	Loren Stokes, Hofstra	So.	30	196	16	141	549	18.3

#entered NBA draft



Photo from Vermont sports information

Vermont's Taylor Coppenrath finished fourth in scoring in 2004 and second in 2005.

Field-Goal Percentage

Minimum 5 made per game

Rk.	Name, School	Cl.	G	FGM	FGA	FG%
1.	Bruce Brown, Hampton	Jr.	30	178	269	66.2
2.	Nate Harris, Utah St.	Jr.	32	172	264	65.2
3.	Eric Williams, Wake Forest	Jr.	33	201	319	63.0
4.	Chad McKnight, Morehead St.	Sr.	27	155	246	63.0
5.	Aaron Andrews, Morgan St.	Sr.	28	140	224	62.5
6.	Michael Haney, Eastern Ky.	Sr.	31	174	279	62.4
7.	Kyle Hines, UNC Greensboro	Fr.	30	175	282	62.1
8.	#Andrew Bogut, Utah	So.	35	281	453	62.0
9.	Carl Landry, Purdue	Jr.	25	160	259	61.8
10.	Quincy Davis, Tulane	Jr.	28	153	250	61.2
11.	Michael Harris, Rice	Sr.	31	240	395	60.8
12.	Matt Nelson, Colorado St.	Sr.	27	153	253	60.5
13.	Spencer Nelson, Utah St.	Sr.	32	174	290	60.0
14.	Jason Osborne, St. Francis (Pa.)	Sr.	28	149	249	59.8
15.	Steven Thomas, Texas-Arlington	Jr.	28	153	258	59.3
16.	Seamus Boxley, Portland St.	Sr.	28	205	346	59.2
17.	Josh Almonson, Bowling Green	Sr.	29	189	319	59.2
18.	Brandon Polk, Butler	Jr.	28	152	258	58.9
19.	Yemi Nicholson, Denver	Jr.	31	235	400	58.8
20.	Carlton Aaron, UMKC	Sr.	28	166	284	58.5
21.	Shelden Williams, Duke	Jr.	33	191	328	58.2
22.	#Chris Taft, Pittsburgh	So.	29	159	274	58.0
23.	Paul Millsap, Louisiana Tech	So.	29	225	391	57.5
24.	#Ike Diogu, Arizona St.	Jr.	32	229	398	57.5
25.	Simon Conn, Gardner-Webb	Jr.	30	173	301	57.5
26.	Terence Dials, Ohio St.	Jr.	32	198	345	57.4
27.	Ben Sturgill, New Hampshire	Sr.	27	151	265	57.0
28.	#Brandon Bass, LSU	So.	30	181	319	56.7
29.	#Sean May, North Carolina	Jr.	37	228	402	56.7
30.	Chevon Troutman, Pittsburgh	Sr.	29	151	267	56.6

#entered NBA draft

Three-Point Field Goals Per Game

Rk.	Name, School	Cl.	G	3FG	Avg.
1.	Brendan Plavich, Charlotte	Sr.	29	114	3.9
2.	Keydren Clark, St. Peter's	Jr.	28	109	3.9
3.	Pat Carroll, St. Joseph's	Sr.	35	135	3.9
4.	T.J. Sorrentine, Vermont	Sr.	31	116	3.7
5.	J.J. Redick, Duke	Jr.	33	121	3.7
6.	Will Whittington, Marist	So.	28	97	3.5
7.	Jerry Johnson, Rider	Sr.	30	102	3.4
8.	Ed McCants, Wis.-Milwaukee	Sr.	32	107	3.3
9.	Salim Stoudamire, Arizona	Sr.	36	120	3.3
10.	Taquan Dean, Louisville	Jr.	37	122	3.3
11.	Erik Benzel, Denver	Sr.	31	101	3.3
12.	Colin Falls, Notre Dame	So.	29	93	3.2
13.	Gerry McNamara, Syracuse	Jr.	34	107	3.1
14.	Andre Owens, Houston	Sr.	32	100	3.1
15.	Gary Johnson, UCF	Sr.	33	103	3.1
16.	Kevin Nelson, Central Mich.	Jr.	25	78	3.1
17.	Jese Snyder, Belmont	Sr.	29	89	3.1
18.	Mario Jointer, South Ala.	Jr.	28	85	3.0
	J. Robert Merritt, Samford	Jr.	28	85	3.0
20.	Bobby Dixon, Troy	Jr.	30	91	3.0
21.	John Lucas, Oklahoma St.	Sr.	33	100	3.0
22.	Chris Lofton, Tennessee	Fr.	31	93	3.0
	Lamar Butler, George Mason	Jr.	29	87	3.0
	Bruce Horan, Butler	Jr.	28	84	3.0
25.	Luther Head, Illinois	Sr.	39	116	3.0
26.	Elton Nesbitt, Ga. Southern	Jr.	31	92	3.0
27.	Brandon Temple, UMKC	Sr.	27	80	3.0
28.	#Anthony Roberson, Florida	Jr.	32	94	2.9
29.	Jack Leasure, Coastal Caro.	Fr.	29	85	2.9
30.	Tony Mitchell, Col. of Charleston	Sr.	28	82	2.9

#entered NBA draft

Three-Point Field-Goal Percentage

Minimum 2.5 made per game

Rk.	Name, School	Cl.	G	3FG	3FGA	3FG%
1.	Salim Stoudamire, Arizona	Sr.	36	120	238	50.4
2.	Will Whittington, Marist	So.	28	97	197	49.2

Rk.	Name, School	Cl.	G	3FG	3FGA	3FG%
3.	Dennis Trammell, Ball St.	Sr.	23	59	122	48.4
4.	Chris Lofton, Tennessee	Fr.	31	93	200	46.5
5.	Drake Diener, DePaul	Sr.	31	85	184	46.2
6.	Steve Novak, Marquette	Jr.	31	89	193	46.1
7.	John Reimold, Bowling Green	Sr.	29	79	173	45.7
8.	Troy DeVries, New Mexico	Sr.	33	93	206	45.1
9.	Taquan Dean, Louisville	Jr.	37	122	273	44.7
10.	J. Robert Merritt, Samford	Jr.	28	85	193	44.0
11.	Ross Schraeder, UC Irvine	Jr.	29	79	180	43.9
12.	Dee Brown, Illinois	Jr.	39	99	228	43.4
13.	Brendan Winters, Davidson	Jr.	32	89	205	43.4
14.	Pat Carroll, St. Joseph's	Sr.	35	135	311	43.4
15.	Charles Cook, Mt. St. Mary's	Jr.	25	70	162	43.2
16.	John Lucas, Oklahoma St.	Sr.	33	100	232	43.1
17.	Lamar Butler, George Mason	Jr.	29	87	202	43.1
18.	Justin Harbert, Texas-San Antonio	Sr.	22	57	133	42.9
19.	Erik Benzel, Denver	Sr.	31	101	236	42.8
20.	Levi Rost, Western Mich.	Sr.	33	91	213	42.7
21.	Jack Leasure, Coastal Caro.	Fr.	29	85	200	42.5
22.	Antoine Agudio, Hofstra	Fr.	30	82	194	42.3
23.	Kyle Feuerbach, Northern Ariz.	Sr.	28	77	183	42.1
24.	Tory Cavalieri, St. Francis (N.Y.)	Sr.	28	76	181	42.0
25.	Thomas Kelati, Washington St.	Sr.	28	81	193	42.0
26.	Brandon Freeman, Ark.-Little Rock	Sr.	28	74	177	41.8
27.	Gary Johnson, UCF	Sr.	33	103	248	41.5
28.	Quinton Young, Fla. Atlantic	Jr.	27	76	183	41.5
29.	Maurice Hampton, Austin Peay	Jr.	32	82	198	41.4
30.	Colin Falls, Notre Dame	So.	29	93	225	41.3

#entered NBA draft

Free-Throw Percentage

Minimum 2.5 FT made per game

Rk.	Name, School	Cl.	G	FT	FTA	FT%
1.	Blake Ahearn, Missouri St.	So.	32	90	95	94.7
2.	J.J. Redick, Duke	Jr.	33	196	209	93.8
3.	Vince Greene, Illinois	Sr.	30	81	88	92.0
4.	Salim Stoudamire, Arizona	Sr.	36	122	134	91.0
5.	Jamaal Hilliard, Lafayette	So.	28	91	100	91.0
6.	Chris McCray, Maryland	Jr.	31	102	113	90.3
	Derek Raivio, Gonzaga	So.	31	102	113	90.3
8.	#Anthony Roberson, Florida	Jr.	32	81	90	90.0
9.	David Doubley, Pacific	Sr.	31	94	105	89.5
10.	Jerry Johnson, Rider	Sr.	30	107	120	89.2
11.	Chris Thomas, Notre Dame	Sr.	29	98	110	89.1
12.	Kevin Bettencourt, Bucknell	Jr.	33	95	107	88.8
13.	Joey Graham, Oklahoma St.	Sr.	33	157	177	88.7
14.	Terrell Stovall, Weber St.	Jr.	29	86	97	88.7
15.	Matt Rohde, Wis.-Green Bay	Sr.	28	72	82	87.8
16.	#Francisco Garcia, Louisville	Jr.	38	150	171	87.7
17.	Alan Anderson, Michigan St.	Sr.	33	114	130	87.7
18.	Gerry McNamara, Syracuse	Jr.	34	111	127	87.4
19.	Marcus Clark, Stephen F. Austin	Jr.	27	121	139	87.1
20.	Mike Titchenal, Cal Poly	Sr.	26	67	77	87.0
21.	Ken Tutt, Oral Roberts	So.	33	87	100	87.0
22.	#Jarrett Jack, Georgia Tech	Jr.	32	123	142	86.6
23.	Ian Young, Auburn	Sr.	30	83	96	86.5
24.	Ramon Kelly, Morehead St.	Sr.	27	81	94	86.2
25.	Brian Swift, South Fla.	Sr.	30	80	93	86.0
26.	Rob Monroe, Quinnipiac	Sr.	26	171	199	85.9
27.	#Alex Acker, Pepperdine	Jr.	31	91	106	85.8
28.	Leonard Hopkins, North Texas	Sr.	28	151	176	85.8
29.	Marc Jackson, Utah	Sr.	35	114	133	85.7
	Antonio Porch, Denver	So.	31	114	133	85.7
	Pooh Jeter, Portland	Jr.	30	108	126	85.7

#entered NBA draft

Rebounds Per Game

Rk.	Name, School	Cl.	G	Reb.	Avg.
1.	Paul Millsap, Louisiana Tech	So.	29	360	12.4
2.	#Andrew Bogut, Utah	So.	35	427	12.2
3.	Lance Alldred, Weber St.	Sr.	29	348	12.0
4.	Michael Harris, Rice	Sr.	31	363	11.7
5.	#Dwayne Jones, St. Joseph's	Jr.	36	418	11.6
6.	Shelden Williams, Duke	Jr.	33	369	11.2
7.	Wayne Simien, Kansas	Sr.	26	287	11.0
8.	Lawrence Roberts, Mississippi St.	Sr.	32	351	11.0
9.	#Sean May, North Carolina	Jr.	37	397	10.7
10.	Juan Mendez, Niagara	Sr.	30	319	10.6



Photo from Missouri State sports information

Southwest Missouri State changed its name to Missouri State, but one thing school officials and fans hope doesn't change is the free-throw shooting of Blake Ahearn, who has led the nation the past two seasons, including a record year in 2004.

Rk.	Name, School	Cl.	G	Reb.	Avg.
11.	Harding Nana, Delaware	Jr.	31	322	10.4
12.	Corey Rouse, East Caro.	Jr.	28	285	10.2
13.	Micheal Sneed, Texas Southern	Sr.	25	252	10.1
14.	Ivan Almonte, Florida Int'l	Jr.	30	297	9.9
	Aaron Johnson, Penn St.	Jr.	30	297	9.9
16.	#Ike Diogu, Arizona St.	Jr.	32	312	9.8
17.	Carlton Aaron, UMKC	Sr.	28	271	9.7
18.	Terrence Leather, South Fla.	Sr.	29	277	9.6
19.	Danny Horace, Miami (Ohio)	Sr.	30	286	9.5
20.	Ronny Turiaf, Gonzaga	Sr.	31	295	9.5
21.	Dillion Sneed, East Tenn. St.	Jr.	29	275	9.5
22.	Nick Fazekas, Nevada	So.	32	301	9.4
23.	Terrance Chapman, Ball St.	Sr.	27	253	9.4
24.	Mike Bell, Fla. Atlantic	Sr.	27	252	9.3
25.	Caleb Green, Oral Roberts	So.	33	306	9.3
26.	Ellis Myles, Louisville	Sr.	37	341	9.2
27.	Peter Cipriano, Southern U.	Sr.	29	267	9.2
28.	#Brandon Bass, LSU	So.	30	272	9.1
29.	Matt Haryasz, Stanford	Jr.	31	281	9.1
30.	Sean Munson, Wagner	Sr.	30	271	9.0

#entered NBA draft

Assists Per Game

Rk.	Name, School	Cl.	G	Ast.	Avg.
1.	Damitrius Coleman, Mercer	Jr.	28	224	8.0
	Will Funn, Portland St.	Sr.	28	224	8.0
3.	Marcus Williams, Connecticut	So.	31	243	7.8
4.	Walker Russell, Jacksonville St.	Jr.	29	211	7.3
5.	Jose Juan Barea, Northeastern	Jr.	30	218	7.3
6.	Aaron Miles, Kansas	Sr.	30	216	7.2
7.	Filberto Rivera, UTEP	Sr.	32	229	7.2
8.	Javier Mendiburu, Wis.-Green Bay	Sr.	26	184	7.1
9.	Garrett Farha, St. Francis (Pa.)	Jr.	28	194	6.9
10.	#Raymond Felton, North Carolina	Jr.	36	249	6.9
11.	#Deron Williams, Illinois	Jr.	39	264	6.8
12.	Chris Thomas, Notre Dame	Sr.	29	195	6.7
13.	#Chris Paul, Wake Forest	So.	32	212	6.6
14.	Rob Monroe, Quinnipiac	Sr.	26	170	6.5
15.	Mike Slattery, Delaware	Sr.	26	168	6.5
16.	Will Conroy, Washington	Sr.	34	219	6.4
17.	Rodney Billups, Denver	Sr.	31	199	6.4
18.	Alvin Cruz, Niagara	Sr.	30	191	6.4
19.	Jared Jordan, Marist	So.	27	169	6.3
20.	Matt Witt, Eastern Ky.	Jr.	31	194	6.3
21.	Carl Krauser, Pittsburgh	Jr.	29	170	5.9
22.	Daevon Haskins, Louisiana Tech	Jr.	29	167	5.8
23.	Kenny Grant, Davidson	Jr.	32	178	5.6
24.	Jerel Blassingame, UNLV	Sr.	31	171	5.5
25.	Tamien Trent, Fairleigh Dickinson	Sr.	33	181	5.5
26.	#John Gilchrist, Maryland	Jr.	28	153	5.5
27.	DeAndre Haynes, Kent St.	Jr.	33	180	5.5
	Jeff Horner, Iowa	Jr.	33	180	5.5
29.	Tyler McKinney, Creighton	Sr.	34	184	5.4
30.	Jonathan Bluiitt, Oral Roberts	Jr.	33	178	5.4

#entered NBA draft

Blocked Shots Per Game

Rk.	Name, School	Cl.	G	Blk.	Avg.
1.	Deng Gai, Fairfield.....	Sr.	30	165	5.5
2.	Shawn James, Northeastern.....	Fr.	25	136	5.4
3.	Shelden Williams, Duke.....	Jr.	33	122	3.7
4.	Kyle Hines, UNC Greensboro.....	Fr.	30	106	3.5
5.	#Dwayne Jones, St. Joseph's.....	Jr.	36	109	3.0
6.	Yemi Nicholson, Denver.....	Jr.	31	92	3.0
7.	Chaz Crawford, Drexel.....	So.	29	86	3.0
9.	Anthony King, Miami (Fla.).....	So.	29	86	3.0
7.	Ronald Alexander, Mississippi Val.....	Jr.	28	82	2.9
10.	Josh Boone, Connecticut.....	So.	31	90	2.9
11.	Justin Williams, Wyoming.....	Jr.	28	81	2.9
12.	Elgrace Wilborn, Western Ky.....	Jr.	29	83	2.9
13.	Sylvester Morgan, Georgia St.....	Sr.	29	81	2.8
14.	Moussa Badiane, East Caro.....	Sr.	27	75	2.8
	Patrick O'Bryant, Bradley.....	Fr.	27	75	2.8
16.	Rans Brempong, Western Caro.....	Sr.	30	83	2.8
17.	Jason Maxiell, Cincinnati.....	Sr.	33	90	2.7
18.	C.J. Walker, UNC Asheville.....	So.	26	68	2.6
19.	Erek Hansen, Iowa.....	Jr.	32	83	2.6
20.	Stephane Lasme, Massachusetts.....	So.	28	72	2.6
21.	Jeff Hagen, Minnesota.....	Sr.	32	80	2.5
	Jelele Akindede, Chicago St.....	So.	28	70	2.5
23.	Haminn Quaintance, Jacksonville.....	So.	27	66	2.4
24.	Williams Byrd, Ark.-Pine Bluff.....	So.	28	68	2.4
25.	Jason Fraser, Villanova.....	Jr.	28	67	2.4
26.	#Ike Diogu, Arizona St.....	Jr.	32	75	2.3
	Grant Stout, UNI.....	So.	32	75	2.3
28.	Mustafa Al-Sayyad, Fresno St.....	Sr.	30	70	2.3
	Sean Williams, Boston College.....	Fr.	27	63	2.3
30.	Bryant Dunston, Fordham.....	Fr.	29	67	2.3

#entered NBA draft

Steals Per Game

Rk.	Name, School	Cl.	G	Stl.	Avg.
1.	Obie Trotter, Alabama A&M.....	Jr.	32	125	3.9
2.	Chakowby Hicks, Norfolk St.....	Sr.	27	91	3.4
3.	Keydren Clark, St. Peter's.....	Jr.	28	93	3.3
4.	Hosea Butler, Mississippi Val.....	Sr.	28	91	3.3
5.	Eddie Basden, Charlotte.....	Sr.	29	93	3.2
6.	Ibrahim Jaaber, Penn.....	So.	29	85	2.9
7.	DaShawn Freeman, Sacramento St.....	Jr.	28	82	2.9
8.	Kevin Hamilton, Holy Cross.....	Jr.	32	92	2.9
9.	Damitrius Coleman, Mercer.....	Jr.	28	80	2.9
10.	Mardy Collins, Temple.....	Jr.	30	85	2.8
11.	Dainmon Gonner, Southeast Mo. St.....	Sr.	27	74	2.7
12.	Orien Greene, La.-Lafayette.....	Sr.	25	68	2.7
13.	D.J. Thompson, Appalachian St.....	So.	30	81	2.7
14.	Ian Boylan, Cal St. Northridge.....	Sr.	31	82	2.6
15.	Carl Elliott, George Washington.....	So.	30	79	2.6
	Ricky Hickman, UNC Greensboro.....	So.	30	79	2.6
17.	Darren Brooks, Southern Ill.....	Sr.	35	92	2.6
18.	Brian Latham, Houston.....	Jr.	32	84	2.6
19.	Ronald Ross, Texas Tech.....	Sr.	33	86	2.6
20.	Tim Jennings, Gardner-Webb.....	Jr.	30	78	2.6
21.	Keith Triplett, Toledo.....	Sr.	29	75	2.6
22.	Rajon Rondo, Kentucky.....	Fr.	34	87	2.6
23.	Ronnie Brewer, Arkansas.....	So.	30	76	2.5
24.	Willie Depron, Nicholls St.....	Sr.	27	66	2.4
	Sundiata Gaines, Georgia.....	Fr.	27	66	2.4
26.	Brian Hamilton, La.-Lafayette.....	Sr.	31	75	2.4
27.	Pele Paelay, Coastal Caro.....	Jr.	29	70	2.4
28.	Doron Perkins, Santa Clara.....	Sr.	31	74	2.4
29.	#Chris Paul, Wake Forest.....	So.	32	76	2.4
30.	Bobby Dixon, Troy.....	Jr.	30	71	2.4

#entered NBA draft

2005 Division I Individual Game Highs

Points

Rk.	Name, School	Cl.	Opponent	Date	Pts.
1.	Joe Knight, Lehigh.....	Jr.	Colgate	3/04/2005	45
2.	Elton Nesbitt, Ga. Southern.....	Jr.	Chattanooga	1/17/2005	43
	Keydren Clark, St. Peter's.....	Jr.	Col. of Charleston	12/30/2004	43
4.	Jose Juan Barea, Northeastern.....	Jr.	Stony Brook	3/05/2005	41
	Jay Straight, Wyoming.....	Sr.	Colorado St.	2/26/2005	41
	Rob Monroe, Quinnipiac.....	Sr.	Longwood	1/02/2005	41
7.	Rob Monroe, Quinnipiac.....	Sr.	Sacred Heart	2/03/2005	40
	Jameel Pugh, Sacramento St.....	Sr.	William Jessup	1/25/2005	40
	Keydren Clark, St. Peter's.....	Jr.	Fairleigh Dickinson	12/18/2004	40
	Devin Smith, Virginia.....	Sr.	Iowa St.	12/06/2004	40
	Ronny Turiaf, Gonzaga.....	Sr.	Idaho	11/24/2004	40

Field-Goal Percentage

Minimum 10 made

Rk.	Name, School	Cl.	Opponent	Date	FGM	FGA	FG%
1.	Kibwe Trim, Sacred Heart.....	Jr.	St. Francis (Pa.)	2/24/2005	12	12	100.0
	Alan Anderson, Michigan St.....	Sr.	Wisconsin	2/24/2005	10	10	100.0
	Roger Powell, Illinois.....	Sr.	Penn St.	2/16/2005	10	10	100.0
	Chad McKnight, Morehead St.....	Sr.	Ky. Christian	11/23/2004	10	10	100.0
5.	Kevin Bookout, Oklahoma.....	Jr.	Colorado	1/8/2005	13	14	92.9
	Lance Allred, Weber St.....	Sr.	Elon	12/18/2004	13	14	92.9
7.	DeWitt Maxwell, Fairfield.....	Jr.	Iona	1/2/2005	12	13	92.3
8.	Kareem Grant, Tennessee St.....	Jr.	Samford	2/24/2005	11	12	91.7
	Jeffrey Simpson, North Texas.....	Jr.	Tex.PermianBasin	2/14/2005	11	12	91.7
	Shelden Williams, Duke.....	Jr.	Miami (Fla.)	1/19/2005	11	12	91.7
	Carl Landry, Purdue.....	Jr.	Michigan St.	1/18/2005	11	12	91.7
	Jamaal Williams, Washington.....	Jr.	Sacred Heart	12/22/2004	11	12	91.7
	Pops Mensah-Bonsu, George Washington.....	Jr.	Mt. St. Mary's	12/1/2004	11	12	91.7
	Brandon Bass, LSU.....	So.	La.-Lafayette	11/21/2004	11	12	91.7
15.	Alonzo Hird, Eastern Ky.....	Jr.	Eastern Ill.	2/19/2005	10	11	90.9

Rk.	Name, School	Cl.	Opponent	Date	FGM	FGA	FG%
	Jamaal Brown, Cal St. Fullerton.....	Jr.	UC Irvine	2/10/2005	10	11	90.9
	Joey Henley, Sacred Heart.....	So.	Long Island	2/5/2005	10	11	90.9
	Craig Walls, New Hampshire.....	Sr.	Northeastern	2/2/2005	10	11	90.9
	Josh Lawrence, Wis.-Green Bay.....	So.	Weber St.	12/4/2004	10	11	90.9
	George Hill, IUPUI.....	Fr.	Huntington	11/24/2004	10	11	90.9
	Chris Oliver, Radford.....	So.	Longwood	11/23/2004	10	11	90.9

Three-Point Field Goals Made

Minimum 8 made

Rk.	Name, School	Cl.	Opponent	Date	3FG
1.	Elton Nesbitt, Ga. Southern.....	Jr.	Chattanooga	1/17/2005	11
2.	Joe Knight, Lehigh.....	Jr.	Colgate	3/04/2005	10
	Elton Nesbitt, Ga. Southern.....	Jr.	Citadel	2/14/2005	10
4.	Mario Moore, Vanderbilt.....	Jr.	Wichita St.	3/21/2005	9
	Salim Stoudamire, Arizona.....	Sr.	Oregon St.	2/20/2005	9
	Sean Morris, Colorado St.....	Fr.	UNLV	1/22/2005	9
	Ed McCants, Wis.-Milwaukee.....	Sr.	Detroit	1/03/2005	9
	Levi Rost, Western Mich.....	Sr.	Buffalo	12/04/2004	9
9.	Obie Trotter, Alabama A&M.....	Jr.	Alabama St.	3/13/2005	8
	Earnest Shelton, Alabama.....	Sr.	Mississippi	3/11/2005	8
	Dee Brown, Illinois.....	Jr.	Purdue	3/03/2005	8
	Andre Owens, Houston.....	Sr.	Marquette	3/02/2005	8
	Ross DeRogatis, San Diego.....	So.	Santa Clara	2/24/2005	8
	Cedrick Banks, Ill.-Chicago.....	Sr.	Wright St.	2/23/2005	8
	Brian Rush, Grambling.....	Jr.	Texas Southern	2/14/2005	8
	James Anthony, East Tenn. St.....	Sr.	UNC Greensboro	2/12/2005	8
	Steve Moore, Arizona St.....	Sr.	UCLA	2/10/2005	8
	Dennis Trammell, Ball St.....	Sr.	Marshall	2/06/2005	8
	Pat Carroll, St. Joseph's.....	Sr.	Duquesne	2/05/2005	8
	Brendan Plavich, Charlotte.....	Sr.	Cincinnati	2/05/2005	8
	Brian Rush, Grambling.....	Jr.	Mississippi Val.	1/31/2005	8
	Raymond Anthony, Lamar.....	Sr.	La.-Monroe	1/29/2005	8
	Jameel Pugh, Sacramento St.....	Sr.	William Jessup	1/25/2005	8
	J.J. Redick, Duke.....	Jr.	Florida St.	1/22/2005	8
	Terry Williams, Ga. Southern.....	Sr.	Chattanooga	1/17/2005	8

Rk.	Name, School	Cl.	Opponent	Date	3FG
	Rahsaan Benton, St. Francis (Pa.)	Jr.	Wagner	1/15/2005	8
	Jaycee Carroll, Utah St.	Fr.	UC Santa Barb.	1/06/2005	8
	Joe See, UC Santa Barb.	Jr.	Utah St.	1/06/2005	8
	Tony Mitchell, Col. of Charleston	Sr.	Canisius	1/02/2005	8
	Eric Gray, Indiana St.	So.	Drake	12/30/2004	8
	Eric Webb, Furman	So.	Virginia Intermont	12/29/2004	8
	Ray Castillo, Tex.-Pan American	Sr.	Wright St.	12/22/2004	8
	Bryan Hopkins, Southern Methodist	Jr.	Ark.-Pine Bluff	12/20/2004	8
	Jason Wilkins, Nicholls St.	Sr.	Md.-East. Shore	12/18/2004	8
	Ross Schraeder, UC Irvine	Jr.	San Jose St.	12/17/2004	8
	Dewarick Spencer, Arkansas St.	Sr.	Lambuth	12/11/2004	8
	Tim Begley, Penn	Sr.	La Salle	12/04/2004	8
	Winsome Frazier, Mississippi St.	Sr.	UMKC	11/23/2004	8
	Sergio Sanchez, Tex.-Pan American	Sr.	Texas A&M Int'l	11/23/2004	8
	Edward Garriet, McNeese St.	Sr.	Houston	11/19/2004	8

Rk.	Name, School	Cl.	Opponent	Date	FT	FTA	FT%
	Antonio Porch, Denver	So.	South Ala.	1/27/2005	12	12	100.0
	Acie Law IV, Texas A&M	So.	Houston	12/29/2004	12	12	100.0
	Darryl Garrett, Eastern Mich.	Fr.	Detroit	12/20/2004	12	12	100.0
	Raymond Anthony, Lamar	Sr.	La.-Monroe	3/2/2005	11	11	100.0
	Chaz McCrommon, Robert Morris	Sr.	Sacred Heart	2/26/2005	11	11	100.0
	Jamaal Hilliard, Lafayette	So.	American	2/19/2005	11	11	100.0
	Antoine Wright, Texas A&M	Jr.	Colorado	2/19/2005	11	11	100.0
	Steve Burt, Iona	Jr.	St. Peter's	2/18/2005	11	11	100.0
	Bryce May, McNeese St.	Sr.	South-eastern La.	2/12/2005	11	11	100.0
	Wayne Simien, Kansas	Sr.	Colorado	2/12/2005	11	11	100.0
	Devonne Giles, Texas Tech.	Sr.	Colorado	2/2/2005	11	11	100.0
	John Bowler, Eastern Mich.	Jr.	Buffalo	1/29/2005	11	11	100.0
	Marcus Clark, Stephen F. Austin	Jr.	Sam Houston St.	1/15/2005	11	11	100.0
	Ike Diogu, Arizona St.	Jr.	Valparaiso	12/29/2004	11	11	100.0
	Lawrence Roberts, Mississippi St.	Sr.	Florida A&M	12/20/2004	11	11	100.0
	Rob Monroe, Quinnipiac	Sr.	Robert Morris	12/4/2004	11	11	100.0
	Aaron Williams, Delaware St.	Sr.	Jackson St.	11/26/2004	11	11	100.0
	Willie Jenkins, Tennessee Tech	Sr.	Virginia Intermont	11/23/2004	11	11	100.0

Three-Point Field Goal Percentage

Min. 7 3FGM

Rk.	Name, School	Cl.	Opponent	Date	3FG	3FGA	3FG%
1.	Donnie McGrath, Providence	Jr.	Virginia	2/2/2005	9	9	100.0
	Avery Sheets, Butler	Jr.	Loyola (Ill.)	2/3/2005	7	7	100.0
3.	Dennis Trammell, Ball St.	Sr.	Marshall	2/6/2005	8	9	88.9
4.	Antoine Wright, Texas A&M	Jr.	Texas Tech	2/26/2005	7	8	87.5
	B.J. Spencer, Jacksonville St.	Jr.	Austin Peay	2/15/2005	7	8	87.5
	James Williams, Long Island	So.	Wagner	12/4/2004	7	8	87.5
7.	Joe Knight, Lehigh	Jr.	Colgate	3/4/2005	10	12	83.3
8.	Ross DeRogatis, San Diego	So.	Santa Clara	2/24/2005	8	10	80.0
	Pat Carroll, St. Joseph's	Sr.	Duquesne	2/5/2005	8	10	80.0
	Edward Garriet, McNeese St.	Sr.	Houston	11/19/2004	8	10	80.0
11.	Brandon Gay, San Diego	Sr.	Pepperdine	3/5/2005	7	9	77.8
	Dijon Thompson, UCLA	Sr.	Arizona St.	2/10/2005	7	9	77.8
	Rob Monroe, Quinnipiac	Sr.	Mt. St. Mary's	1/17/2005	7	9	77.8
	Tory Cavalieri, St. Francis (N.Y.)	Sr.	Central Conn. St.	1/8/2005	7	9	77.8
	Eric Lane, Boise St.	So.	Elon	12/21/2004	7	9	77.8
	B.J. Elder, Georgia Tech	Sr.	Michigan	11/30/2004	7	9	77.8
17.	Levi Rost, Western Mich.	Sr.	Buffalo	12/4/2004	9	12	75.0
18.	Earnest Shelton, Alabama	Sr.	Mississippi	3/11/2005	8	11	72.7
	Steve Moore, Arizona St.	Sr.	UCLA	2/10/2005	8	11	72.7
	J.J. Redick, Duke	Jr.	Florida St.	1/22/2005	8	11	72.7
	Bryan Hopkins, Southern Methodist	Jr.	Ark.-Pine Bluff	12/20/2004	8	11	72.7
	Tim Begley, Penn	Sr.	La Salle	12/4/2004	8	11	72.7

Free-Throw Percentage

Minimum 11 free-throws made

Rk.	Name, School	Cl.	Opponent	Date	FT	FTA	FT%
1.	Brandon Heath, San Diego St.	So.	UNLV	2/12/2005	17	17	100.0
	Marcus Clark, Stephen F. Austin	Jr.	La.-Monroe	1/13/2005	15	15	100.0
	Omar Thomas, UTEP	Sr.	Rice	3/11/2005	14	14	100.0
	Zack Wright, Ark.-Little Rock	So.	New Mexico St.	2/24/2005	14	14	100.0
	Omar Thomas, UTEP	Sr.	Rice	2/5/2005	14	14	100.0
	Donnie Stith, Tulane	Fr.	Louisville	1/29/2005	14	14	100.0
	J.J. Redick, Duke	Jr.	Princeton	1/5/2005	14	14	100.0
	Jamar Wilson, Albany (N.Y.)	So.	Siena	11/23/2004	14	14	100.0
	Todd Peterson, Northern Ill.	Jr.	Ball St.	2/26/2005	13	13	100.0
	Alex Acker, Pepperdine	Jr.	Portland	1/13/2005	13	13	100.0
	Joey Graham, Oklahoma St.	Sr.	Missouri	1/11/2005	13	13	100.0
	Linas Kleiza, Missouri	So.	Oklahoma St.	1/11/2005	13	13	100.0
	Jason Forte, Brown	Sr.	Holy Cross	12/21/2004	13	13	100.0
	Omar Thomas, UTEP	Sr.	New Mexico St.	12/18/2004	13	13	100.0
	Judson Wallace, Princeton	Sr.	Monmouth	12/12/2004	13	13	100.0
	Trey Pearson, Murray St.	Fr.	SIU Edwardsville	11/20/2004	13	13	100.0
	Steve Novak, Marquette	Jr.	Houston	3/2/2005	12	12	100.0
	Omar Thomas, UTEP	Sr.	Louisiana Tech	2/25/2005	12	12	100.0
	John Reimold, Bowling Green	Sr.	Ark.-Little Rock	2/19/2005	12	12	100.0

Rebounds

Rk.	Name, School	Cl.	Opponent	Date	Reb.
1.	Paul Millsap, Louisiana Tech	So.	Boise St.	2/27/2005	25
2.	Sean May, North Carolina	Jr.	Duke	3/06/2005	24
	Michael Harris, Rice	Sr.	Hawaii	2/27/2005	24
	Aaron Johnson, Penn St.	Jr.	Western Caro.	11/15/2004	24
5.	Dreike Bouldin, Fresno St.	Sr.	Louisiana Tech	1/08/2005	23
6.	Dillion Sneed, East Tenn. St.	Jr.	Ga. Southern	2/26/2005	22
	Glen McGowan, Pepperdine	Sr.	Colorado St.	1/03/2005	22
	Louis Amundson, UNLV	Jr.	Auburn	12/12/2004	22
9.	Jason Ellis, Boise St.	Sr.	Tulsa	3/08/2005	21
	Mindaugas Katelynas, Chattanooga	Sr.	Appalachian St.	3/04/2005	21
	Brad Buckman, Texas	Jr.	Colorado	2/08/2005	21
	Aaron Johnson, Penn St.	Jr.	Northwestern	1/22/2005	21
	Lance Allred, Weber St.	Sr.	Sacramento St.	1/15/2005	21
	Jeleel Akindele, Chicago St.	So.	Wis.-Green Bay	12/01/2004	21
15.	Jared Homan, Iowa St.	Sr.	North Carolina	3/20/2005	20
	DeAndre Alexander, La.-Monroe	Sr.	Lamar	3/02/2005	20
	Wayne Simien, Kansas	Sr.	Kansas St.	3/02/2005	20
	Tyrone Riley, San Francisco	Sr.	Loyola Marymount	2/05/2005	20
	Matt Haryasz, Stanford	Jr.	Oregon	1/29/2005	20
	Andrew Bogut, Utah	So.	New Mexico	1/22/2005	20
	Lawrence Roberts, Mississippi St.	Sr.	Jacksonville St.	12/22/2004	20
	Aaron Johnson, Penn St.	Jr.	Sacred Heart	11/27/2004	20

Assists

Rk.	Name, School	Cl.	Opponent	Date	Ass.
1.	Filiberto Rivera, UTEP	Sr.	Louisiana Tech	2/25/2005	18
	Ronald Steele, Alabama	Fr.	East Tenn. St.	12/01/2004	18
3.	Jonathan Bluiitt, Oral Roberts	Jr.	Oakland	1/20/2005	16
4.	Rodney Billups, Denver	Sr.	La.-Lafayette	2/05/2005	15
5.	Will Conroy, Washington	Sr.	California	3/03/2005	14
	Jeremy Long, Lamar	Jr.	Texas St.	2/19/2005	14
	Jose Juan Barea, Northeastern	Jr.	Hartford	2/09/2005	14
	Acie Law IV, Texas A&M	So.	Missouri	2/05/2005	14
	Johnny Miller, IUPUI	Sr.	Southern Utah	2/05/2005	14
	Gary Ervin, Mississippi St.	So.	Florida A&M	12/20/2004	14
	Louis Ford, Howard	Jr.	Md.-East. Shore	12/06/2004	14
	Jared Jordan, Marist	So.	St. Peter's	12/06/2004	14
	Javier Mendiburu, Wis.-Green Bay	Sr.	Weber St.	12/04/2004	14
	Jeff Gardner, Idaho St.	Sr.	Montana Tech	12/01/2004	14
	Bucky McMillan, Birmingham-So.	So.	Tenn. Wesleyan	11/27/2004	14
	Rob Monroe, Quinnipiac	Sr.	Longwood	11/27/2004	14
	Marvin Lea, Pepperdine	So.	Siena	11/18/2004	14

Blocked Shots

Rk.	Name, School	Cl.	Opponent	Date	Blk.
1.	Deng Gai, Fairfield	Sr.	Siena	1/22/2005	13
	Anthony King, Miami (Fla.)	So.	Fla. Atlantic	11/29/2004	13

Rk.	Name, School	Cl.	Opponent	Date	Blk.
3.	Shawn James, Northeastern.....	Fr.	Albany (N.Y.)	2/27/2005	11
	Mustafa Al-Sayyad, Fresno St. ..	Sr.	Buffalo	2/19/2005	11
	Shawn James, Northeastern.....	Fr.	Iona	12/30/2004	11
6.	Dwayne Jones, St. Joseph's	Jr.	St. Bonaventure	2/19/2005	10
	Shawn James, Northeastern.....	Fr.	Maine	2/16/2005	10
	Deng Gai, Fairfield	Sr.	Loyola (Md.)	2/03/2005	10
	Deng Gai, Fairfield	Sr.	Rider	1/15/2005	10
10.	Yemi Nicholson, Denver	Jr.	New Orleans	2/26/2005	9
	Sharrod Ford, Clemson	Sr.	Maryland	2/22/2005	9
	Deng Gai, Fairfield	Sr.	St. Peter's	2/21/2005	9
	Adrian Uter, Hofstra	Jr.	Towson	2/16/2005	9
	Shelden Williams, Duke	Jr.	Virginia	1/16/2005	9
15.	Russell Hicks, Pepperdine.....	Fr.	Portland	2/12/2005	8
	Ronald Alexander, Mississippi Val.	Jr.	Alabama St.	2/07/2005	8
	Deng Gai, Fairfield	Sr.	St. Peter's	2/07/2005	8
	Deng Gai, Fairfield	Sr.	Manhattan	1/30/2005	8
	Jason Maxiell, Cincinnati.....	Sr.	Houston	1/29/2005	8
	Elgrace Wilborn, Western Ky. ..	Jr.	New Orleans	1/20/2005	8
	Deng Gai, Fairfield	Sr.	Yale	1/05/2005	8
	Justin Williams, Wyoming	Jr.	Denver	1/04/2005	8
	Aaron Fleetwood, Delaware St. So.	So.	Northwestern	12/27/2004	8

Steals

Rk.	Name, School	Cl.	Opponent	Date	Stl.
1.	Doron Perkins, Santa Clara	Sr.	San Diego	2/24/2005	10
	Louis Ford, Howard.....	Jr.	Md.-East. Shore	12/06/2004	10
3.	Obie Trotter, Alabama A&M	Jr.	Jackson St.	3/05/2005	9
	Bryan Hopkins, Southern Methodist	Jr.	San Jose St.	2/10/2005	9
	Mardy Collins, Temple	Jr.	South Carolina	11/27/2004	9
6.	Rajon Rondo, Kentucky	Fr.	Mississippi St.	2/19/2005	8
	James Thues, Detroit	Sr.	Ohio	2/19/2005	8
	Hosea Butler, Mississippi Val. ..	Sr.	Alcorn St.	2/12/2005	8
	Obie Trotter, Alabama A&M	Jr.	Prairie View	1/31/2005	8
	DaShawn Freeman, Sacramento St.	Jr.	Portland St.	1/16/2005	8
	Darren Brooks, Southern Ill.	Sr.	Missouri St.	1/15/2005	8
	Martese Coleman, Ark.-Pine Bluff	Jr.	Alabama A&M	1/10/2005	8
	Obie Trotter, Alabama A&M	Jr.	Ark.-Pine Bluff	1/10/2005	8
	Kevin Hammack, Citadel	Jr.	Navy	12/30/2004	8

2005 Division I Team Leaders

Won-Lost Percentage

Rk.	Name	W	L	Pct
1.	Illinois.....	37	2	94.9
2.	North Carolina	33	4	89.2
3.	Pacific	27	4	87.1
4.	Louisville.....	33	5	86.8
5.	Gonzaga	26	5	83.9
6.	Boston College.....	25	5	83.3
7.	Utah.....	29	6	82.9
	Washington	29	6	82.9
9.	Kentucky.....	28	6	82.4
	Old Dominion	28	6	82.4
11.	Winthrop.....	27	6	81.8
	Duke	27	6	81.8
	Wake Forest	27	6	81.8
14.	Wis.-Milwaukee	26	6	81.3
15.	Arizona.....	30	7	81.1
16.	Syracuse.....	27	7	79.4
17.	Oklahoma St.	26	7	78.8
	New Mexico	26	7	78.8
	Michigan St.	26	7	78.8
20.	Holy Cross.....	25	7	78.1
	Vermont	25	7	78.1
	Nevada.....	25	7	78.1
23.	Southern Ill.....	27	8	77.1
	UTEP	27	8	77.1
25.	Kansas	23	7	76.7
26.	Oklahoma	25	8	75.8
	Oral Roberts	25	8	75.8
	Cincinnati.....	25	8	75.8
29.	Florida	24	8	75.0
	Alabama	24	8	75.0
	Utah St.	24	8	75.0
	Villanova	24	8	75.0

Scoring Offense

Rk.	School	G	W-L	Pts.	Avg.
1.	North Carolina	37	33-4	3,257	88.0
2.	Washington	35	29-6	3,026	86.5
3.	Wake Forest	33	27-6	2,801	84.9
4.	Niagara	30	20-10	2,537	84.6
5.	Maryland	32	19-13	2,620	81.9
6.	Ga. Southern.....	31	18-13	2,506	80.8
7.	Louisville.....	38	33-5	3,066	80.7
8.	Lamar.....	29	18-11	2,338	80.6
9.	Mercer.....	28	16-12	2,242	80.1
10.	Arizona.....	37	30-7	2,948	79.7
11.	Gonzaga	31	26-5	2,454	79.2
12.	St. Peter's	28	15-13	2,200	78.6
13.	Michigan St.	33	26-7	2,590	78.5
14.	Oklahoma St.	33	26-7	2,583	78.3
15.	Duke	33	27-6	2,581	78.2
16.	Connecticut.....	31	23-8	2,419	78.0
17.	Charlotte	29	21-8	2,257	77.8
18.	UAB.....	33	22-11	2,557	77.5
19.	Oral Roberts	33	25-8	2,552	77.3
20.	Western Ky.	31	22-9	2,388	77.0
21.	Illinois.....	39	37-2	3,002	77.0
22.	George Washington	30	22-8	2,308	76.9
23.	Texas	31	20-11	2,384	76.9
24.	East Tenn. St.	29	10-19	2,228	76.8
25.	Texas Tech	33	22-11	2,535	76.8
26.	Fla. Atlantic	27	10-17	2,073	76.8
27.	San Diego	29	16-13	2,222	76.6
28.	Northern Ariz.	28	11-17	2,139	76.4
29.	Florida	32	24-8	2,438	76.2
30.	Arkansas St.	29	16-13	2,207	76.1

Scoring Defense

Rk.	School	G	W-L	Pts.	Opp. Avg.
1.	Air Force	30	18-12	1,629	54.3
2.	Princeton	28	15-13	1,521	54.3
3.	Boston U.	29	20-9	1,616	55.7
4.	Southeastern La.	33	24-9	1,842	55.8
5.	Holy Cross.....	32	25-7	1,817	56.8
6.	Washington St.	28	12-16	1,594	56.9
7.	Utah.....	35	29-6	2,005	57.3
8.	Utah St.	32	24-8	1,848	57.8
9.	St. Joseph's.....	36	24-12	2,110	58.6
10.	Bucknell.....	33	23-10	1,946	59.0
11.	Winthrop.....	33	27-6	1,961	59.4
12.	Wisconsin	34	25-9	2,047	60.2
13.	Detroit	30	14-16	1,809	60.3
14.	Lehigh	29	14-15	1,756	60.6
15.	Southern Ill.....	35	27-8	2,123	60.7
16.	St. Louis.....	30	9-21	1,824	60.8
17.	Butler	28	13-15	1,709	61.0
18.	Illinois.....	39	37-2	2,382	61.1
19.	Georgetown	32	19-13	1,955	61.1
20.	Old Dominion	34	28-6	2,079	61.1
21.	Miami (Ohio).....	30	19-11	1,838	61.3
22.	Alabama St.	30	15-15	1,839	61.3
23.	South Carolina St.	31	19-12	1,903	61.4
24.	Temple	30	16-14	1,843	61.4
25.	Dayton	29	18-11	1,786	61.6
26.	Penn	29	20-9	1,788	61.7
27.	Norfolk St.	27	13-14	1,665	61.7
28.	Nevada.....	32	25-7	1,974	61.7
29.	Delaware St.....	33	19-14	2,036	61.7
30.	Northwestern	31	15-16	1,923	62.0

Scoring Margin

Rk.	School	W-L	Pts. Avg.	Opp. Pts. Avg.	Opp. Pts. Avg. Mar.	Pt. Mar.	
1.	North Carolina	33-4	3,257	88.0	2,600	70.3	17.8
2.	Louisville	33-5	3,066	80.7	2,436	64.1	16.6
3.	Illinois	37-2	3,002	77.0	2,382	61.1	15.9
4.	Utah St.	24-8	2,315	72.3	1,848	57.8	14.6
5.	Oklahoma St.	26-7	2,583	78.3	2,151	65.2	13.1
6.	Florida	24-8	2,438	76.2	2,020	63.1	13.1
7.	Michigan St.	26-7	2,590	78.5	2,159	65.4	13.1
8.	Duke	27-6	2,581	78.2	2,153	65.2	13.0
9.	Washington	29-6	3,026	86.5	2,596	74.2	12.3
10.	Oklahoma	25-8	2,480	75.2	2,088	63.3	11.9
11.	Cincinnati	25-8	2,505	75.9	2,130	64.5	11.4
12.	New Mexico	26-7	2,492	75.5	2,121	64.3	11.2
13.	Connecticut	23-8	2,419	78.0	2,072	66.8	11.2
14.	Kentucky	28-6	2,503	73.6	2,127	62.6	11.1
15.	Wake Forest	27-6	2,801	84.9	2,441	74.0	10.9
16.	Alabama	24-8	2,426	75.8	2,083	65.1	10.7
17.	Utah	29-6	2,379	68.0	2,005	57.3	10.7
18.	Wis.-Milwaukee	26-6	2,400	75.0	2,059	64.3	10.7
19.	Villanova	24-8	2,336	73.0	1,996	62.4	10.6
20.	Syracuse	27-7	2,548	74.9	2,197	64.6	10.3
	Old Dominion	28-6	2,430	71.5	2,079	61.1	10.3
22.	Tex. A&M-Corp. Chris	20-8	2,102	75.1	1,818	64.9	10.1
23.	Holy Cross	25-7	2,140	66.9	1,817	56.8	10.1
24.	Texas A&M	21-10	2,282	73.6	1,970	63.5	10.1
25.	Arizona	30-7	2,948	79.7	2,579	69.7	10.0
26.	Kansas	23-7	2,251	75.0	1,956	65.2	9.8
27.	Vermont	25-7	2,299	71.8	1,987	62.1	9.8
28.	Oral Roberts	25-8	2,552	77.3	2,231	67.6	9.7
29.	UTEP	27-8	2,616	74.7	2,278	65.1	9.7
30.	George Washington	22-8	2,308	76.9	2,021	67.4	9.6

Field-Goal Percentage

Rk.	School	G	W-L	FGM	FGA	FG%
1.	Utah St.	32	24-8	851	1,621	52.5
2.	Utah	35	29-6	837	1,628	51.4
3.	Samford	28	15-13	616	1,224	50.3
4.	Gonzaga	31	26-5	856	1,702	50.3
5.	North Carolina	37	33-4	1,128	2,260	49.9
6.	Oklahoma St.	33	26-7	911	1,833	49.7
7.	Pacific	31	27-4	794	1,598	49.7
8.	Tex. A&M-Corp. Chris	28	20-8	768	1,553	49.5
9.	New Mexico	33	26-7	855	1,733	49.3
10.	Portland St.	28	19-9	708	1,440	49.2
11.	Wake Forest	33	27-6	965	1,966	49.1
12.	Bowling Green	29	18-11	718	1,471	48.8
13.	Michigan St.	33	26-7	914	1,875	48.7
14.	Texas A&M	31	21-10	785	1,614	48.6
15.	Washington	35	29-6	1,102	2,271	48.5
16.	Syracuse	34	27-7	946	1,956	48.4
17.	Illinois	39	37-2	1,092	2,258	48.4
18.	Alabama	32	24-8	819	1,694	48.3
19.	Florida	32	24-8	844	1,751	48.2
20.	Rice	31	19-12	849	1,764	48.1
21.	UNI	32	21-11	847	1,763	48.0
22.	Oral Roberts	33	25-8	904	1,890	47.8
23.	Arizona	37	30-7	1,077	2,255	47.8
24.	Eastern Ky.	31	22-9	845	1,773	47.7
25.	Texas Tech	33	22-11	932	1,957	47.6
26.	Oklahoma	33	25-8	908	1,907	47.6
27.	George Washington	30	22-8	833	1,750	47.6
28.	Kansas	30	23-7	801	1,684	47.6
29.	Denver	31	20-11	824	1,735	47.5
30.	St. Francis (Pa.)	28	15-13	711	1,501	47.4

Field-Goal Percentage Defense

Rk.	School	G	W-L	Opp FG	Opp FGA	Opp FG%
1.	Boston U.	29	20-9	588	1,584	37.1
2.	Cincinnati	33	25-8	749	2,038	37.3

Rk.	School	G	W-L	Opp FG	Opp FGA	Opp FG%
3.	Connecticut	31	23-8	761	2,011	37.8
4.	Memphis	38	22-16	827	2,155	38.4
5.	Kansas	30	23-7	663	1,712	38.7
6.	Nevada	32	25-7	727	1,872	38.8
7.	Holy Cross	32	25-7	604	1,554	38.9
8.	Louisville	38	33-5	823	2,116	38.9
9.	Sam Houston St.	30	18-12	676	1,738	38.9
10.	Syracuse	34	27-7	760	1,950	39.0
11.	Duke	33	27-6	783	2,006	39.0
12.	Norfolk St.	27	13-14	584	1,496	39.0
13.	Georgia Tech	32	20-12	735	1,882	39.1
14.	Lehigh	29	14-15	572	1,460	39.2
15.	Bucknell	33	23-10	648	1,651	39.2
16.	Texas	31	20-11	743	1,887	39.4
17.	Texas A&M	31	21-10	632	1,604	39.4
18.	Villanova	32	24-8	672	1,702	39.5
19.	Utah St.	32	24-8	682	1,722	39.6
20.	Texas Southern	26	11-15	622	1,567	39.7
21.	Winthrop	33	27-6	660	1,656	39.9
22.	St. Joseph's	36	24-12	765	1,916	39.9
23.	South Carolina St.	31	19-12	654	1,635	40.0
24.	St. Louis	30	9-21	650	1,623	40.0
25.	Temple	30	16-14	630	1,570	40.1
26.	North Carolina	37	33-4	913	2,274	40.1
27.	Mississippi Val.	28	13-15	628	1,562	40.2
28.	Tex. A&M-Corp. Chris	28	20-8	635	1,579	40.2
29.	Davidson	32	23-9	731	1,817	40.2
30.	Chattanooga	31	20-11	708	1,758	40.3

Three-Point Field Goals Made Per Game

Rk.	School	G	W-L	3FG	3PG
1.	Troy	30	12-18	338	11.3
2.	Belmont	30	14-16	292	9.7
3.	Louisville	38	33-5	361	9.5
4.	Vanderbilt	34	20-14	322	9.5
5.	Furman	29	16-13	267	9.2
6.	West Virginia	35	24-11	319	9.1
7.	Niagara	30	20-10	270	9.0
8.	Davidson	32	23-9	286	8.9
9.	Air Force	30	18-12	266	8.9
10.	Georgia St.	29	14-15	257	8.9
11.	Samford	28	15-13	247	8.8
12.	Illinois	39	37-2	344	8.8
13.	Duke	33	27-6	290	8.8
14.	Houston	32	18-14	279	8.7
15.	Notre Dame	29	17-12	251	8.7
16.	Creighton	34	23-11	293	8.6
17.	Appalachian St.	30	18-12	258	8.6
18.	UCF	33	24-9	283	8.6
19.	Butler	28	13-15	236	8.4
20.	Vermont	32	25-7	269	8.4
21.	North Carolina St.	35	21-14	294	8.4
22.	Auburn	31	14-17	259	8.4
23.	Marist	28	11-17	231	8.3
24.	Rider	30	19-11	247	8.2
25.	Wis.-Milwaukee	32	26-6	262	8.2
26.	Evansville	28	11-17	229	8.2
27.	New Mexico	33	26-7	269	8.2
28.	TCU	35	21-14	284	8.1
29.	Mercer	28	16-12	227	8.1
30.	Ohio St.	32	20-12	259	8.1

Three-Point Field-Goal Percentage

Rk.	School	G	W-L	3FG	3FGA	3FG%
1.	Oklahoma St.	33	26-7	240	564	42.6
2.	Samford	28	15-13	247	590	41.9
3.	Valparaiso	31	15-16	207	498	41.6
4.	Creighton	34	23-11	293	707	41.4
5.	Southern Utah	28	13-15	218	536	40.7
6.	San Diego	29	16-13	211	519	40.7
7.	North Carolina	37	33-4	277	687	40.3
8.	Arizona	37	30-7	253	630	40.2
9.	Wake Forest	33	27-6	251	629	39.9

Rk.	School	G	W-L	3FG	3FGA	3FG%
10.	Louisville	38	33-5	361	906	39.8
11.	Tex. A&M-Corp. Chris	28	20-8	166	419	39.6
12.	Alabama	32	24-8	249	632	39.4
13.	Furman	29	16-13	267	678	39.4
14.	Northern Ill.	28	11-17	198	504	39.3
15.	Oral Roberts	33	25-8	205	522	39.3
16.	Missouri St.	32	19-13	170	433	39.3
17.	Illinois	39	37-2	344	877	39.2
18.	Utah St.	32	24-8	185	473	39.1
19.	New Mexico	33	26-7	269	688	39.1
20.	Texas A&M	31	21-10	195	499	39.1
21.	Wisconsin	34	25-9	250	640	39.1
22.	Florida	32	24-8	244	626	39.0
23.	St. Francis (Pa.)	28	15-13	163	420	38.8
24.	Texas	31	20-11	243	627	38.8
25.	Drexel	29	17-12	224	580	38.6
26.	Vanderbilt	34	20-14	322	837	38.5
27.	Notre Dame	29	17-12	251	653	38.4
28.	Washington	35	29-6	257	670	38.4
29.	Tennessee	31	14-17	222	579	38.3
30.	Marist	28	11-17	231	603	38.3

Free-Throw Percentage

Rk.	School	G	W-L	FT	FTA	FT%
1.	UTEP	35	27-8	606	765	79.2
2.	Oklahoma St.	33	26-7	521	668	78.0
3.	Michigan St.	33	26-7	543	699	77.7
4.	Arizona	37	30-7	541	697	77.6
5.	Monmouth	29	16-13	420	545	77.1
6.	Army	27	3-24	296	385	76.9</

Rk. School	W-L	Opp Reb.	Opp Avg.	Opp Reb.	Opp Avg.	Reb. Mar.
19. Marquette.....	19-12	1,144	36.9	963	31.1	5.8
20. Tex. A&M-Corp. Chris.	20-8	1,021	36.5	860	30.7	5.8
21. Florida.....	24-8	1,186	37.1	1,003	31.3	5.7
22. South Carolina St.	19-12	1,130	36.5	954	30.8	5.7
23. Western Mich.	20-13	1,293	39.2	1,108	33.6	5.6
24. UCF.....	24-9	1,174	35.6	991	30.0	5.5
25. Middle Tenn.	19-12	1,170	37.7	1,001	32.3	5.5
26. Florida Int'l	13-17	1,147	38.2	984	32.8	5.4
27. Alabama.....	24-8	1,179	36.8	1,007	31.5	5.4
28. Davidson.....	23-9	1,217	38.0	1,047	32.7	5.3
29. Northwestern St.	21-12	1,262	38.2	1,088	33.0	5.3
30. Nebraska.....	14-14	1,072	38.3	926	33.1	5.2

Assists Per Game

Rk. School	G	W-L	Ast.	Avg.
1. North Carolina.....	37	33-4	706	19.1
2. Washington.....	35	29-6	660	18.9
3. Illinois.....	39	37-2	727	18.6
4. Tex. A&M-Corp. Chris.	28	20-8	514	18.4
5. Sam Houston St.	30	18-12	535	17.8
6. Boston College.....	30	25-5	527	17.6
7. Oral Roberts.....	33	25-8	574	17.4
8. Utah St.....	32	24-8	549	17.2
9. Connecticut.....	31	23-8	531	17.1
10. Michigan St.....	33	26-7	565	17.1
11. Mercer.....	28	16-12	477	17.0
12. Hawaii.....	29	16-13	492	17.0
13. Oklahoma St.....	33	26-7	556	16.8
14. Bowling Green.....	29	18-11	488	16.8
15. Portland St.....	28	19-9	471	16.8
16. Texas Tech.....	33	22-11	553	16.8
17. Providence.....	31	14-17	514	16.6
18. Arizona St.....	32	18-14	530	16.6
19. UTEP.....	35	27-8	579	16.5
20. West Virginia.....	35	24-11	578	16.5
21. Kansas.....	30	23-7	495	16.5
22. Arizona.....	37	30-7	610	16.5
23. Texas A&M.....	31	21-10	507	16.4
24. St. Francis (Pa.).....	28	15-13	457	16.3
25. Old Dominion.....	34	28-6	552	16.2
26. Furman.....	29	16-13	470	16.2
27. Akron.....	29	19-10	469	16.2
28. Appalachian St.....	30	18-12	485	16.2
29. George Washington.....	30	22-8	484	16.1
30. Wake Forest.....	33	27-6	531	16.1

Blocked Shots Per Game

Rk. School	G	W-L	Blk.	Avg.
1. Connecticut.....	31	23-8	275	8.9
2. Cincinnati.....	33	25-8	225	6.8
3. Duke.....	33	27-6	220	6.7
4. Northeastern.....	31	21-10	202	6.5
5. Fairfield.....	30	15-15	192	6.4
6. Maryland.....	32	19-13	200	6.3
7. Iona.....	31	15-16	187	6.0
Providence.....	31	14-17	187	6.0
9. UNC Greensboro.....	30	18-12	178	5.9

Rk. School	G	W-L	Blk.	Avg.
10. Tulsa.....	29	9-20	165	5.7
11. Jacksonville.....	29	16-13	162	5.6
12. Villanova.....	32	24-8	178	5.6
13. Memphis.....	38	22-16	205	5.4
14. Colorado St.....	28	11-17	150	5.4
15. Iowa.....	33	21-12	174	5.3
16. Colorado.....	30	14-16	158	5.3
17. Nevada.....	32	25-7	167	5.2
18. Massachusetts.....	28	16-12	146	5.2
19. Arkansas.....	30	18-12	156	5.2
20. Clemson.....	32	16-16	166	5.2
21. Manhattan.....	29	15-14	150	5.2
22. Wyoming.....	28	15-13	144	5.1
23. St. Joseph's.....	36	24-12	184	5.1
24. Georgia Tech.....	32	20-12	162	5.1
25. Sam Houston St.....	30	18-12	151	5.0
26. Holy Cross.....	32	25-7	159	5.0
27. Drexel.....	29	17-12	144	5.0
28. Ark.-Pine Bluff.....	28	7-21	139	5.0
29. Boston U.....	29	20-9	143	4.9
30. Denver.....	31	20-11	152	4.9

Steals Per Game

Rk. School	G	W-L	Stl.	Avg.
1. UAB.....	33	22-11	382	11.6
2. Cal St. Northridge.....	31	18-13	340	11.0
3. Alabama A&M.....	32	18-14	338	10.6
4. Houston.....	32	18-14	331	10.3
5. Troy.....	30	12-18	309	10.3
6. Holy Cross.....	32	25-7	329	10.3
7. Clemson.....	32	16-16	319	10.0
8. Ga. Southern.....	31	18-13	309	10.0
9. Sacramento St.....	28	12-16	279	10.0
10. N.C. A&T.....	30	6-24	297	9.9
11. Appalachian St.....	30	18-12	296	9.9
12. Jackson St.....	32	15-17	314	9.8
13. Toledo.....	29	16-13	284	9.8
14. North Carolina.....	37	33-4	362	9.8
15. George Washington.....	30	22-8	293	9.8
16. Old Dominion.....	34	28-6	329	9.7
17. McNeese St.....	28	13-15	270	9.6
18. Iowa St.....	31	19-12	295	9.5
19. Mercer.....	28	16-12	264	9.4
20. Mississippi Val.....	28	13-15	263	9.4
Southern Utah.....	28	13-15	263	9.4
22. La-Lafayette.....	31	20-11	291	9.4
23. Wofford.....	28	14-14	262	9.4
24. High Point.....	31	13-18	290	9.4
25. Northwestern St.....	33	21-12	307	9.3
26. Southern Ill.....	35	27-8	322	9.2
UNC Greensboro.....	30	18-12	276	9.2
28. Furman.....	29	16-13	266	9.2
29. Kentucky.....	34	28-6	311	9.1
30. Minnesota.....	32	21-11	292	9.1

Turnovers Per Game

Rk. School	G	W-L	TO	Avg.
1. Temple.....	30	16-14	275	9.2
2. Air Force.....	30	18-12	295	9.8
3. Butler.....	28	13-15	282	10.1

Rk. School	G	W-L	TO	Avg.
4. Illinois.....	39	37-2	428	11.0
5. IUPUI.....	29	16-13	325	11.2
6. Rutgers.....	29	10-19	330	11.4
7. Wisconsin.....	34	25-9	389	11.4
8. UNL.....	32	21-11	373	11.7
Ohio St.....	32	20-12	373	11.7
10. UNC Wilmington.....	29	19-10	340	11.7
11. Notre Dame.....	29	17-12	341	11.8
12. West Virginia.....	35	24-11	412	11.8
13. Vermont.....	32	25-7	380	11.9
14. Rider.....	30	19-11	362	12.1
15. Boston U.....	29	20-9	350	12.1
16. DePaul.....	31	20-11	375	12.1
17. Creighton.....	34	23-11	412	12.1
18. Drexel.....	29	17-12	352	12.1
19. UTEP.....	35	27-8	426	12.2
20. Ball St.....	28	15-13	341	12.2
21. Oakland.....	32	13-19	390	12.2
22. Manhattan.....	29	15-14	354	12.2
23. Old Dominion.....	34	28-6	416	12.2
24. Samford.....	28	15-13	345	12.3
25. Utah St.....	32	24-8	396	12.4
26. George Mason.....	29	16-13	359	12.4
27. Houston.....	32	18-14	397	12.4
28. Kansas St.....	29	17-12	360	12.4
29. North Carolina St.....	35	21-14	435	12.4
30. UC Santa Barb.....	29	11-18	363	12.5

Personal Fouls Per Game

Rk. School	G	W-L	PF	Avg.	DQ
1. Utah St.....	32	24-8	441	13.8	7
2. Utah.....	35	29-6	506	14.5	4
3. Pacific.....	31	27-4	455	14.7	6
4. Samford.....	28	15-13	412	14.7	4
5. Alabama.....	32	24-8	471	14.7	7
6. La Salle.....	29	10-19	429	14.8	9
7. Penn St.....	30	7-23	452	15.1	10
8. Wisconsin.....	34	25-9	513	15.1	4
9. Boston College.....	30	25-5	453	15.1	7
10. Notre Dame.....	29	17-12	439	15.1	5
11. West Virginia.....	35	24-11	530	15.1	10
12. Boston U.....	29	20-9	453	15.6	4
13. Mississippi St.....	34	23-11	532	15.6	5
14. Illinois.....	39	37-2	611	15.7	6
15. Nevada.....	32	25-7	504	15.8	5
New Hampshire.....	28	9-19	441	15.8	5
17. Vermont.....	32	25-7	506	15.8	12
18. Indiana St.....	31	11-20	491	15.8	15
Denver.....	31	20-11	491	15.8	16
20. Syracuse.....	34	27-7	539	15.9	13
21. UNC Greensboro.....	30	18-12	476	15.9	8
22. Connecticut.....	31	23-8	492	15.9	5
23. Northwestern St.....	31	15-16	493	15.9	12
24. UC Santa Barb.....	29	11-18	464	16.0	10
Minnesota.....	32	21-11	512	16.0	11
26. Weber St.....	30	14-16	481	16.0	9
Wright St.....	30	15-15	481	16.0	5
28. Southeast Mo. St.....	29	15-14	467	16.1	15
29. Arizona.....	37	30-7	596	16.1	7
30. Air Force.....	30	18-12	484	16.1	5

2005 Division I Team Game Highs

Points

Rk. School	Opponent	Date	Pts.	Opp Pts.
1. Furman	Virginia Intermont	12/29/2004	126	33
2. Texas Tech	UNC Asheville	11/19/2004	119	55
3. Florida Int'l	Ark.-Little Rock	1/30/2005	118	114
High Point	Southeastern Fla.	11/20/2004	118	66
5. Wis.-Milwaukee	Prairie View	11/20/2004	117	55
6. Ga. Southern	Citadel	2/14/2005	115	81
Lamar	Jarvis Christian	11/23/2004	115	67
8. Ark.-Little Rock	Florida Int'l	1/30/2005	114	118

Rk. School

Opponent	Date	Pts.	Opp Pts.	
Washington	12/22/2004	114	53	
Alabama	12/01/2004	114	77	
11. Rider	Niagara	2/26/2005	113	106
Niagara	Canisius	2/16/2005	113	101
Ohio St.	LSU	1/15/2005	113	101
LSU	Ohio St.	1/15/2005	113	101
Oral Roberts	Utah Valley St.	12/28/2004	113	68
Arkansas St.	Lambuth	12/11/2004	113	70
Sam Houston St.	Wiley	12/09/2004	113	71
Rice	Grambling	12/06/2004	113	54
Birmingham-So.	Tenn. Wesleyan	11/27/2004	113	61

Rk.	School	Opponent	Date	Pts.	Opp Pts.
	Chattanooga	Toccoa Falls Inst.	11/20/2004	113	52
21.	Maryland	Liberty	12/28/2004	112	68
	Jacksonville St.	Shorter	11/23/2004	112	94
23.	West Virginia	Wake Forest	3/19/2005	111	105
	Niagara	St. Bonaventure	12/20/2004	111	75
25.	St. Francis (N.Y.)	Fairleigh Dickinson	2/21/2005	110	103
	North Carolina	Virginia	1/29/2005	110	76
	Washington	Houston	12/24/2004	110	63
	Furman	Newberry	12/21/2004	110	58
	Furman	Greensboro	12/18/2004	110	42
	Lamar	Wiley	12/18/2004	110	64
	Missouri St.	Troy	12/11/2004	110	63

Field-Goal Percentage

Rk.	School	Opponent	Date	FGM	FGA	FG%
1.	Utah	Air Force	1/24/2005	24	30	80.0
2.	Utah St.	UC Davis	11/27/2004	28	36	77.8
3.	Texas-Arlington	Texas-Tyler	12/22/2004	34	47	72.3
4.	Utah St.	UC Santa Barb.	2/5/2005	32	45	71.1
5.	Northern Ariz.	Willamette	12/11/2004	33	47	70.2
6.	Furman	Virginia Intermont	12/29/2004	49	70	70.0
7.	Tennessee St.	Samford	2/24/2005	36	52	69.2
	New Mexico	Air Force	1/15/2005	27	39	69.2
9.	East Tenn. St.	Virginia-Wise	11/20/2004	44	64	68.8
10.	Drake	Indiana St.	12/30/2004	24	35	68.6
11.	Eastern Wash.	Butler	12/30/2004	26	38	68.4
12.	Iowa	Air Force	12/28/2004	27	40	67.5
13.	Evansville	UNI	1/7/2005	33	49	67.3
14.	Cal St. Northridge	UC Davis	2/28/2005	35	52	67.3
15.	Ill.-Chicago	Butler	1/29/2005	30	45	66.7
	South Carolina St.	Savannah St.	11/27/2004	28	42	66.7
	Delaware St.	Florida A&M	1/29/2005	26	39	66.7
18.	Oklahoma	Baylor	2/26/2005	39	59	66.1
19.	Bowling Green	IPFW	12/21/2004	35	53	66.0
20.	Pacific	Long Beach St.	2/5/2005	33	50	66.0

Three-Point Field Goals Made

Rk.	School	Opponent	Date	3FG
1.	Troy	Mercer	1/31/2005	22
	Ga. Southern	Chattanooga	1/17/2005	22
3.	Furman	Virginia Intermont	12/29/2004	21
4.	Creighton	Chattanooga	2/19/2005	20
	New Mexico	Santa Clara	11/13/2004	20
6.	Alabama	East Tenn. St.	12/01/2004	19
7.	Ohio St.	LSU	1/15/2005	18
	Vanderbilt	Tennessee	1/08/2005	18
	Auburn	Temple	11/19/2004	18
10.	Colorado	Oklahoma St.	1/30/2005	17
	Louisville	Marquette	1/26/2005	17
	Furman	Davidson	1/05/2005	17
	Southern Utah	Drake	12/20/2004	17
	Ohio St.	Chattanooga	11/27/2004	17
15.	Washington	California	3/03/2005	16
	Kansas	Baylor	1/25/2005	16
	St. Mary's (Cal.)	Gonzaga	1/08/2005	16
	Boise St.	Elon	12/21/2004	16
	Niagara	Yale	12/08/2004	16
	UC Riverside	Cascade	12/04/2004	16
	Georgetown	Davidson	11/30/2004	16
	Texas	Coppin St.	11/29/2004	16
	Jacksonville St.	Shorter	11/23/2004	16
	Texas Tech	UNC Asheville	11/19/2004	16

Three-Point Field-Goal Percentage

Minimum 10 made						
Rk.	School	Opponent	Date	3FG	3FGA	3FG%
1.	Northern Ariz.	Willamette	12/11/2004	11	12	91.7
2.	Penn	Drexel	1/23/2004	11	14	78.6
3.	Va.	Commonwealth	2/14/2005	10	13	76.9
	Columbia	Cornell	1/15/2004	10	13	76.9
5.	Weber St.	Northern Ariz.	2/12/2005	14	19	73.7
6.	East Tenn. St.	Elon	1/15/2005	11	15	73.3
	Colgate	Holy Cross	1/15/2005	11	15	73.3
8.	Idaho St.	Montana Tech	12/1/2004	15	21	71.4
	Arkansas St.	North Texas	3/4/2005	10	14	71.4
	Albany (N.Y.)	Army	12/6/2004	10	14	71.4

Rk.	School	Opponent	Date	3FG	3FGA	3FG%
	George Washington	Maryland	12/4/2004	10	14	71.4
	Winthrop	Barton	12/2/2004	10	14	71.4
13.	Oral Roberts	Utah Valley St.	12/11/2004	12	17	70.6
	Pepperdine	Long Beach St.	11/23/2004	12	17	70.6
15.	George Mason	Hofstra	1/26/2005	14	20	70.0
	Miami (Ohio)	Purdue	11/19/2004	14	20	70.0
17.	Butler	Youngstown St.	2/23/2005	11	16	68.8
	St. Joseph's	St. Bonaventure	2/2/2005	11	16	68.8
	Marist	Siena	1/7/2005	11	16	68.8
	Texas Tech	San Francisco	1/1/2005	11	16	68.8
	Hartford	Dartmouth	12/2/2004	11	16	68.8

Free-Throw Percentage

Minimum 15 made

Rk.	School	Opponent	Date	FT	FTA	FT%
1.	Wake Forest	North Carolina	1/15/2005	32	32	100.0
	Pacific	Cal Poly	1/20/2005	21	21	100.0
	Bucknell	Lafayette	2/4/2005	20	20	100.0
	Stephen F. Austin	South Fla.	11/20/2004	20	20	100.0
	Iowa	Western Ill.	11/19/2004	20	20	100.0
	Denver	New Mexico St.	2/19/2005	19	19	100.0
	Stephen F. Austin	La.-Monroe	1/13/2005	19	19	100.0
	Arizona	Stanford	2/5/2005	18	18	100.0
	Princeton	Monmouth	12/13/2004	18	18	100.0
	Southern Ill.	Bradley	1/19/2005	17	17	100.0
	Tenn.-Martin	Southeast Mo. St.	2/26/2005	16	16	100.0
	Bowling Green	Northern Ill.	1/9/2005	15	15	100.0
	Robert Morris	St. Francis (N.Y.)	1/6/2005	15	15	100.0
	Towson	Ohio St.	11/15/2004	15	15	100.0
15.	George Mason	James Madison	2/5/2005	29	30	96.7
16.	UTEP	Fresno St.	2/10/2005	26	27	96.3
17.	Tennessee St.	Trevecca Nazarene	11/30/2004	22	23	95.7
18.	Duke	North Carolina	2/9/2005	21	22	95.5
	Drake	Western Ill.	12/11/2004	21	22	95.5
20.	Radford	Liberty	2/19/2005	20	21	95.2
	Wake Forest	Florida St.	1/18/2005	20	21	95.2
	Virginia	Duke	1/16/2005	20	21	95.2
	Ball St.	Indiana	12/28/2004	20	21	95.2

Attendance

Rk.	School	Score	Opp Score	Date	City, State	Att.
1.	Louisville	57	Illinois 72	4/02/2005	St. Louis	47,754
2.	Illinois	70	North Carolina 75	4/04/2005	St. Louis	47,262
3.	Illinois	71	Nevada 59	3/19/2005	Indianapolis	40,331
	Kentucky	69	Cincinnati 60	3/19/2005	Indianapolis	40,331
5.	Syracuse	60	Notre Dame 57	2/05/2005	Syracuse, NY	33,199
6.	Syracuse	91	Providence 66	2/26/2005	Syracuse, NY	32,804
7.	North Carolina	67	Villanova 66	3/25/2005	Syracuse, NY	30,916
8.	Wisconsin	65	N.C. State 56	3/25/2005	Syracuse, NY	30,713
9.	Wisconsin	82	North Carolina 88	3/27/2005	Syracuse, NY	30,132
10.	Syracuse	72	West Virginia 64	1/22/2005	Syracuse, NY	29,077
11.	Connecticut	74	Syracuse 66	2/07/2005	Syracuse, NY	27,651
12.	Eastern Ky.	64	Kentucky 72	3/17/2005	Indianapolis	27,284
	Iowa	64	Cincinnati 76	3/17/2005	Indianapolis	27,284
14.	Illinois	67	Fairleigh Dickinson 55	3/17/2005	Indianapolis	26,804
15.	Syracuse	83	St. John's 69	2/23/2005	Syracuse, NY	25,579
16.	Syracuse	75	Seton Hall 50	1/08/2005	Syracuse, NY	25,578
17.	Syracuse	64	Pittsburgh 68	2/14/2005	Syracuse, NY	24,631
18.	Florida	70	Kentucky 53	3/13/2005	Atlanta	24,408
19.	Kentucky	59	Kansas 65	1/09/2005	Lexington, KY	24,367
20.	Kentucky	94	Mississippi St. 78	2/19/2005	Lexington, KY	24,247

Winning Streak That Ended In 2004-05

Rk.	School	School Lost to	Date Lost	Score	Streak
1.	Illinois	Ohio St.	3/05/2005	64-65	29
1.	Pacific	Utah St.	3/12/2005	52-65	22
2.	Boston College	Notre Dame	2/08/2005	65-68	20
2.	Utah	New Mexico	2/21/2005	54-65	18
1.	Winthrop	Gonzaga	3/17/2005	64-74	18
4.	Davidson	UNC Greensboro	3/04/2005	68-73	16
3.	Duke	Maryland	1/26/2005	66-75	15
2.	Vermont	Boston U.	2/12/2005	55-61	15
3.	Kansas	Villanova	1/22/2005	62-83	14
1.	Connecticut	Massachusetts	12/09/2004	59-61	13
1.	Louisville	Illinois	4/02/2005	58-72	13
3.	Syracuse	Pittsburgh	1/29/2005	69-76	13

Rk.	School	School Lost to	Date Lost	Score	Streak
5.	Bucknell	American	1/28/2005	59-68	11
6.	Penn	Yale	2/19/2005	60-78	11
3.	Texas A&M	Kansas	1/05/2005	60-65	11
6.	UMKC	Chicago St.	2/05/2005	69-72	11
1.	Wis.-Milwaukee	Illinois	3/24/2005	63-77	11
6.	Minnesota	Iowa	1/15/2005	60-66	10
5.	Nevada	Boise St.	3/10/2005	72-73	10
3.	Northwestern St.	Southeastern La.	3/12/2005	42-49	10
8.	Oklahoma	Iowa St.	1/29/2005	66-74	10
3.	Pittsburgh	Bucknell	1/02/2005	66-69	10
4.	West Virginia	Villanova	1/05/2005	46-84	10

Home Court Streaks That Ended In 2004-05

Rk When Lost	School	Lost To	Date Lost	Score	Streak
1	Wisconsin	Illinois	1/25/2005	65-75	38
2	Stephen F. Austin	Jackson St.	12/11/2004	54-58	31
2	Austin Peay	Wichita St.	11/27/2004	62-72	29
1	Oklahoma St.	Texas	3/5/2005	73-74	29
3	Western Mich.	Ball St.	1/22/2005	65-66	25
2	Air Force	Utah	2/19/2005	56-65	24
4	Memphis	Mississippi	12/11/2004	53-65	24
3	Centenary (La.)	Stephen F. Austin	12/18/2004	70-73	20
5	Kansas	Iowa St.	2/19/2005	61-63	20
6	Boston College	Pittsburgh	2/28/2005	50-72	19
6	Brigham Young	California	11/27/2004	64-67	18
6	Nevada	Pacific	12/11/2004	69-72	18

2006 Division I Top Returnees

Career Totals

MOST POINTS

Seniors	Ht.	Yrs.	G	FG	3FG	FT	Pts.	Avg.
1. Keydren Clark, St. Peter's	5-9	3	86	694	330	500	2,218	25.79
2. J.J. Redick, Duke	6-4	3	103	523	318	441	1,805	17.52
3. Craig Smith, Boston College	6-7	3	94	678	15	345	1,716	18.26
4. Tim Smith, East Tenn. St.	5-9	3	92	624	131	306	1,685	18.32
5. Jose Juan Barea, Northeastern	5-11	3	84	571	189	349	1,680	20.00
6. Gerry McNamara, Syracuse	6-2	3	100	459	297	324	1,539	15.39
7. Brion Rush, Grambling	6-1	3	84	519	244	229	1,511	17.99
8. Allan Ray, Villanova	6-2	3	98	472	205	285	1,434	14.63
9. Daniel Kickert, St. Mary's (Cal.)	6-10	3	95	496	119	295	1,406	14.80
10. Steven Smith, La Salle	6-8	3	79	499	88	303	1,389	17.58

Juniors	Ht.	Yrs.	G	FG	3FG	FT	Pts.	Avg.
1. Ken Tutt, Oral Roberts	6-1	2	61	390	183	179	1,142	18.72
2. Caleb Green, Oral Roberts	6-7	2	61	390	0	339	1,119	18.34
3. Nick Fazekas, Nevada	6-11	2	66	385	57	264	1,091	16.53
4. Bo McCalebb, New Orleans	6-0	2	61	404	39	238	1,085	17.79
5. Curtis Stinson, Iowa St.	6-3	2	64	421	38	188	1,068	16.69
6. Paul Millsap, Louisiana Tech	6-8	2	59	400	1	259	1,060	17.97
7. Jamar Wilson, Albany (N.Y.)	6-1	3	55	319	70	269	977	17.76
8. Daryll Hill, St. John's (N.Y.)	6-0	2	54	353	82	172	960	17.78
9. Brandon Heath, San Diego St.	6-3	2	59	320	96	209	945	16.02
10. Adam Morrison, Gonzaga	6-8	2	62	363	54	161	941	15.18

SCORING AVERAGE

Seniors (Min. 1,200 Pts.)	Ht.	Yrs.	G	FG	3FG	FT	Pts.	Avg.
1. Keydren Clark, St. Peter's	5-9	3	86	694	330	500	2,218	25.79
2. Jose Juan Barea, Northeastern	5-11	3	84	571	189	349	1,680	20.00
3. Tim Smith, East Tenn. St.	5-9	3	92	624	131	306	1,685	18.32
4. Craig Smith, Boston College	6-7	3	94	678	15	345	1,716	18.26
5. Brion Rush, Grambling	6-1	3	84	519	244	229	1,511	17.99
6. Steven Smith, La Salle	6-8	3	79	499	88	303	1,389	17.58
7. J.J. Redick, Duke	6-4	3	103	523	318	441	1,805	17.52
8. Bryan Hopkins, Southern Methodist	6-0	3	83	430	204	278	1,342	16.17
9. Landy Thompson, Mt. St. Mary's	6-1	3	83	434	194	259	1,321	15.92
10. Brendan Winters, Davidson	6-5	3	88	434	211	306	1,385	15.74

Juniors (Min. 800 Pts.)	Ht.	Yrs.	G	FG	3FG	FT	Pts.	Avg.
1. Ken Tutt, Oral Roberts	6-1	2	61	390	183	179	1,142	18.72
2. Caleb Green, Oral Roberts	6-7	2	61	390	0	339	1,119	18.34
3. Paul Millsap, Louisiana Tech	6-8	2	59	400	1	259	1,060	17.97
4. Bo McCalebb, New Orleans	6-0	2	61	404	39	238	1,085	17.79
5. Daryll Hill, St. John's (N.Y.)	6-0	2	54	353	82	172	960	17.78
6. Jamar Wilson, Albany (N.Y.)	6-1	3	55	319	70	269	977	17.76
7. Curtis Stinson, Iowa St.	6-3	2	64	421	38	188	1,068	16.69
8. Nick Fazekas, Nevada	6-11	2	66	385	57	264	1,091	16.53
9. Brandon Heath, San Diego St.	6-3	2	59	320	96	209	945	16.02
10. Loren Stokes, Hofstra	6-3	2	59	339	27	218	923	15.64

Nate Harris of Utah State headed into the 2006 season as the top returnee in the nation in field-goal percentage.




Photo from Utah State sports information

HIGHEST FIELD-GOAL PERCENTAGE

Seniors (Min. 300 FGM)	Ht.	Yrs.	G	FG	FGA	Pct.
1. Nate Harris, Utah St.	6-7	3	94	373	572	65.2
2. James Augustine, Illinois	6-10	3	104	360	586	61.4
3. Pops Mensah-Bonsu, George Washington	6-9	3	89	369	626	58.9
4. Eric Williams, Wake Forest	6-9	3	95	453	780	58.1
5. Simon Conn, Gardner-Webb	6-9	3	85	300	517	58.0
6. Kevin Bookout, Oklahoma	6-8	3	79	347	600	57.8
7. Sheldon Williams, Duke	6-9	3	103	450	792	56.8
8. Yemi Nicholson, Denver	6-10	3	57	313	554	56.5
9. Terence Dials, Ohio St.	6-9	4	100	410	735	55.8
10. Craig Smith, Boston College	6-7	3	94	678	1,226	55.3

Juniors (Min. 240 FGM)	Ht.	Yrs.	G	FG	FGA	Pct.
1. Chris McNaughton, Bucknell	6-11	2	62	306	490	62.4
2. Josh Boone, Connecticut	6-10	2	69	245	418	58.6
3. Paul Millsap, Louisiana Tech	6-8	2	59	400	689	58.1
4. Caleb Green, Oral Roberts	6-7	2	61	390	686	56.9
5. Rashaun Freeman, Massachusetts	6-9	2	57	335	616	54.4
6. Brian Mason, South Carolina St.	6-5	2	58	251	477	52.6
7. Haminn Quaintance, Jacksonville	6-7	2	55	292	559	52.2
8. Corey Cofield, William & Mary	6-5	2	57	245	472	51.9
9. Nick Fazekas, Nevada	6-11	2	66	385	751	51.3
10. Arnaud Dahi, Old Dominion	6-7	2	63	243	475	51.2

Photo from Marquette sports information



Marquette's Steve Novak is the top returning senior in highest three-point field-goal percentage.

MOST THREE-POINT FIELD GOALS MADE PER GAME

Seniors (Min. 120 3FGM)	Ht.	Yrs.	G	3FG	Avg.
1. Keydren Clark, St. Peter's	5-9	3	86	330	3.84
2. J.J. Redick, Duke	6-4	3	103	318	3.09
3. Gerry McNamara, Syracuse	6-2	3	100	297	2.97
4. Brion Rush, Grambling	6-1	3	84	244	2.90
5. Elton Nesbitt, Ga. Southern	5-8	2	60	159	2.65
6. Kevin Reed, Maine	6-2	3	89	235	2.64
7. Taquan Dean, Louisville	6-3	3	97	254	2.62
8. Justin Gray, Wake Forest	6-2	3	87	224	2.57
9. Kelly Golob, Northern Ariz.	6-5	3	85	218	2.56
10. Lamar Butler, George Mason	6-2	3	88	222	2.52

Juniors (Min. 80 3FGM)	Ht.	Yrs.	G	3FG	Avg.
1. Ken Tutt, Oral Roberts	6-1	2	61	183	3.00
2. Ja'Vance Coleman, Fresno St.	6-3	1	30	82	2.73
3. Matt Nowlin, Elon	6-4	2	36	97	2.69
4. Bobby Brown, Cal St. Fullerton	6-1	2	60	155	2.58
5. Jon Ilati, Albany (N.Y.)	5-9	2	34	84	2.47
6. Will Whittington, Marist	6-3	2	51	122	2.39
7. Eric Webb, Furman	6-2	2	58	136	2.34
8. Andre Ingram, American	6-3	2	59	138	2.34
9. Husein Pistoljevic, Longwood	6-1	2	58	132	2.28
10. Bruce Price, Tennessee St.	6-3	2	58	130	2.24

HIGHEST THREE-POINT FIELD-GOAL PERCENTAGE

Seniors (Min. 120 3FGM)	Ht.	Yrs.	G	3FG	3FGA	Pct.
1. Steve Novak, Marquette	6-10	3	95	233	509	45.8
2. Nate Funk, Creighton	6-3	3	96	135	311	43.4
3. Brendan Winters, Davidson	6-5	3	88	211	493	42.8
4. Ross Schraeder, UC Irvine	6-5	3	85	159	373	42.6
5. J. Robert Merritt, Samford	6-6	3	84	191	450	42.4
6. Ben Jacobson, UNI	6-3	3	91	145	342	42.4
7. Anthony Winchester, Western Ky.	6-4	3	92	166	396	41.9
8. Kevin Pittsnogle, West Virginia	6-11	3	95	162	388	41.8
9. Chris Quinn, Notre Dame	6-2	3	94	169	406	41.6
10. Chris Hernandez, Stanford	6-2	4	91	123	300	41.0

Juniors (Min. 80 3FGM)	Ht.	Yrs.	G	3FG	3FGA	Pct.
1. Derek Raivio, Gonzaga	6-1	2	62	100	214	46.7
2. Will Whittington, Marist	6-3	2	51	122	264	46.2
3. Keith Simmons, Holy Cross	6-4	2	60	83	191	43.5
4. Mike Rose, Brigham Young	6-2	2	56	84	199	42.2
5. Ken Tutt, Oral Roberts	6-1	2	61	183	434	42.2
6. Van Crafton, Quinnipiac	6-1	2	55	104	252	41.3
7. Colin Falls, Notre Dame	6-4	2	61	130	319	40.8
8. Jamaal Tatum, Southern Ill.	6-2	2	64	102	255	40.0
9. D.J. Thompson, Appalachian St.	5-8	2	60	90	227	39.6
10. Guillermo Diaz, Miami (Fla.)	6-2	2	59	96	244	39.3

HIGHEST FREE-THROW PERCENTAGE

Seniors (Min. 175 FTM)	Ht.	Yrs.	G	FT	FTA	FT%
1. J.J. Redick, Duke	6-4	3	103	441	470	93.8
2. Gerry McNamara, Syracuse	6-2	3	100	324	367	88.3
3. Lester Abram, Michigan	6-6	3	64	212	249	85.1
4. Kevin Beffencourt, Bucknell	6-2	3	91	273	323	84.5
5. Chris McCray, Maryland	6-5	3	87	214	254	84.3
6. Keydren Clark, St. Peter's	5-9	3	86	500	594	84.2
6. Chris Hernandez, Stanford	6-2	4	91	250	297	84.2
8. Pooh Jeter, Portland	5-10	3	86	275	329	83.6
9. Steve Burt, Iona	6-0	3	89	259	310	83.5
10. Anthony Winchester, Western Ky.	6-4	3	92	206	247	83.4

Juniors (Min. 110 FTM)	Ht.	Yrs.	G	FT	FTA	FT%
1. Blake Ahearn, Missouri St.	6-2	2	65	207	215	96.3
2. Derek Raivio, Gonzaga	6-1	2	62	112	125	89.6
3. Ken Tutt, Oral Roberts	6-1	2	61	179	209	85.6
4. Jon Simon, Colgate	6-0	2	57	122	143	85.3
5. Aaron Brooks, Oregon	6-0	2	48	120	143	83.9
6. Shannon Brown, Michigan St.	6-4	2	63	124	149	83.2
7. Rommel Marentez, UC Davis	5-11	3	54	112	135	83.0
8. Jamar Wilson, Albany (N.Y.)	6-1	3	55	269	327	82.3
9. Zack Wright, Ark.-Little Rock	6-2	2	57	202	246	82.1
10. Antonio Porch, Denver	6-6	2	55	132	161	82.0

MOST REBOUNDS

Seniors	Ht.	Yrs.	G	Reb.	Avg.
1. Sheldon Williams, Duke	6-9	3	103	878	8.52
2. Craig Smith, Boston College	6-7	3	94	775	8.24
3. James Augustine, Illinois	6-10	3	104	723	6.95
4. Mike Hall, George Washington	6-8	3	87	696	8.00
5. Alex Loughton, Old Dominion	6-9	3	90	690	7.67
6. Torin Francis, Notre Dame	6-11	3	83	686	8.27
7. Curtis Withers, Charlotte	6-8	3	85	680	8.00
8. Greg Brunner, Iowa	6-7	3	93	676	7.27
9. Steven Smith, La Salle	6-8	3	79	652	8.25
10. Jai Lewis, George Mason	6-7	3	90	621	6.90

Juniors	Ht.	Yrs.	G	Reb.	Avg.
1. Paul Millsap, Louisiana Tech	6-8	2	59	734	12.44
2. Caleb Green, Oral Roberts	6-7	2	61	584	9.57
3. Nick Fazekas, Nevada	6-11	2	66	558	8.45
4. Haminn Quaintance, Jacksonville	6-7	2	55	487	8.85
5. Josh Boone, Connecticut	6-10	2	69	480	6.96
6. Rashaun Freeman, Massachusetts	6-9	2	57	465	8.16
7. Jared Dudley, Boston College	6-7	2	64	449	7.02
8. Marcus Slaughter, San Diego St.	6-9	2	57	446	7.82
9. J'mel Everhart, Citadel	6-6	2	56	411	7.34
10. Jemareo Davidson, Alabama	6-10	2	65	395	6.08

MOST REBOUNDS PER GAME

Seniors (Min. 500 Rebs.)	Ht.	Yrs.	G	Reb.	Avg.
1. Sheldon Williams, Duke	6-9	3	103	878	8.52
2. Torin Francis, Notre Dame	6-11	3	83	686	8.27
3. Steven Smith, La Salle	6-8	3	79	652	8.25
4. Craig Smith, Boston College	6-7	3	94	775	8.24
5. Aaron Johnson, Penn St.	6-9	3	73	596	8.16
6. Mike Hall, George Washington	6-8	3	87	696	8.00
6. Curtis Withers, Charlotte	6-8	3	85	680	8.00
8. Michael Haddix, Siena	6-6	3	73	567	7.77
9. Alex Loughton, Old Dominion	6-9	3	90	690	7.67
10. Greg Brunner, Iowa	6-7	3	93	676	7.27

Notre Dame's Torin Francis can clean the boards with the best of them. His 8.27 career average of rebounds per game is second among returning seniors.



Photo from Notre Dame sports information

Juniors (Min. 280 Rebs.)	Ht.	Yrs.	G	Reb.	Avg.
1. Paul Millsap, Louisiana Tech	6-8	2	59	734	12.44
2. Caleb Green, Oral Roberts	6-7	2	61	584	9.57
3. Haminn Quaintance, Jacksonville	6-7	2	55	487	8.85
4. Nick Fazekas, Nevada	6-11	2	66	558	8.45
5. Rashaun Freeman, Massachusetts	6-9	2	57	465	8.16
6. Marcus Slaughter, San Diego St.	6-9	2	57	446	7.82
7. Jeremiah Wood, Akron	6-6	2	58	286	7.53
8. J'mel Everhart, Citadel	6-6	2	56	411	7.34
9. P.J. Tucker, Texas	6-5	2	50	361	7.22
10. Jared Dudley, Boston College	6-7	2	64	449	7.02

MOST ASSISTS PER GAME

Seniors (Min. 280 Asts.)					
	Ht.	Yrs.	G	Ast.	Avg.
1. Walker Russell, Jacksonville St.	6-0	2	57	393	6.89
2. Jose Juan Barea, Northeastern	5-11	3	84	477	5.68
3. Matt Witt, Eastern Ky.	6-0	3	88	498	5.66
4. C.J. Watson, Tennessee	6-2	3	89	460	5.17
5. DeAndre Haynes, Kent St.	6-1	3	95	491	5.17
6. Louis Ford, Howard	5-6	3	59	301	5.10
7. Jeff Horner, Iowa	6-3	3	93	443	4.76
8. Dee Brown, Illinois	6-0	3	104	483	4.64
9. Cardell Johnson, UAB	5-10	2	65	288	4.43
10. Gerry McNamara, Syracuse	6-2	3	100	441	4.41

Juniors (Min. 150 Asts.)					
	Ht.	Yrs.	G	Ast.	Avg.
1. Marcus Williams, Connecticut	6-3	2	47	312	6.64
2. Jared Jordan, Marist	6-2	2	55	280	5.09
3. Mustafa Shakur, Arizona	6-3	2	67	301	4.49
4. Carl Elliott, George Washington	6-4	2	60	268	4.47
5. Will Blalock, Iowa St.	6-0	2	63	280	4.44
6. Acie Law IV, Texas A&M	6-3	2	58	257	4.43
7. Curtis Stinson, Iowa St.	6-3	2	64	282	4.41
8. Mike Green, Towson	6-0	2	58	252	4.34
9. Jamon Gordon, Virginia Tech	6-3	2	53	227	4.28
10. Bobby Brown, Cal St. Fullerton	6-1	2	60	246	4.10

MOST BLOCKED SHOTS PER GAME

Seniors (Min. 90 Blks.)					
	Ht.	Yrs.	G	Blk.	Avg.
1. Sheldon Williams, Duke	6-9	3	103	285	2.77
2. Erik Hansen, Iowa	6-11	2	54	123	2.28
3. Yemi Nicholson, Denver	6-10	3	57	122	2.14
4. Jason Grant, Lamar	6-10	3	84	165	1.96
5. Ronald Alexander, Mississippi Val.	6-10	3	63	114	1.81
6. Jason Fraser, Villanova	6-10	3	79	136	1.72
7. Keith Butler, Temple	7-0	3	92	151	1.64
8. Eric Hicks, Cincinnati	6-6	3	89	143	1.61
9. Quincy Davis, Tulane	6-9	3	76	119	1.57
10. Torin Francis, Notre Dame	6-11	3	83	126	1.52

Juniors (Min. 70 Blks.)					
	Ht.	Yrs.	G	Blk.	Avg.
1. C.J. Walker, UNC Asheville	7-1	2	55	153	2.78
2. Haminn Quaintance, Jacksonville	6-7	2	55	150	2.73
3. Chaz Crawford, Drexel	6-9	2	58	138	2.38
4. Josh Boone, Connecticut	6-10	2	69	153	2.22
5. Stephane Lasme, Massachusetts	6-8	2	57	123	2.16
6. Courtney Sims, Michigan	6-11	2	65	120	1.85
7. Anthony King, Miami (Fla.)	6-9	2	50	92	1.84
8. James Hughes, Northern Ill.	6-11	3	58	106	1.83
9. Paul Millsap, Louisiana Tech	6-8	2	59	107	1.81
10. Ekene Ibekwe, Maryland	6-9	2	62	99	1.60

MOST STEALS PER GAME

Seniors (Min. 120 Stls.)					
	Ht.	Yrs.	G	Stl.	Avg.
1. Obie Trotter, Alabama A&M	6-1	3	88	259	2.94
2. Louis Ford, Howard	5-6	3	59	167	2.83
3. Tim Smith, East Tenn. St.	5-9	3	92	218	2.37
4. DaShawn Freeman, Sacramento St.	5-11	3	85	201	2.36
5. Elton Nesbitt, Ga. Southern	5-8	2	60	134	2.23
6. Cardell Johnson, UAB	5-10	2	65	144	2.22
7. Kahleaf Watson, Fla. Atlantic	6-2	2	55	121	2.20
8. Tyronn Mitchell, Northwestern St.	6-1	3	86	189	2.20
9. E.J. Gordon, Stetson	6-4	3	80	174	2.18
10. Mardy Collins, Temple	6-5	3	93	201	2.16

Juniors (Min. 70 Stls.)					
	Ht.	Yrs.	G	Stl.	Avg.
1. Jamon Gordon, Virginia Tech	6-3	2	53	133	2.51
2. Carl Elliott, George Washington	6-4	2	60	139	2.32
3. Ronnie Brewer, Arkansas	6-7	2	58	133	2.29
4. Ibrahim Jaaber, Penn	6-2	2	54	117	2.17
5. Sonny Troutman, Ohio	6-5	2	56	119	2.13
6. D.J. Thompson, Appalachian St.	5-8	2	60	127	2.12
7. Curtis Stinson, Iowa St.	6-3	2	64	127	1.98
8. Vernon Hamilton, Clemson	6-0	2	60	118	1.97
9. Brian Fisk, Lipscomb	6-2	2	56	110	1.96
10. Haminn Quaintance, Jacksonville	6-7	2	55	107	1.95

2005 Division II Individual Leaders



Abilene Christian's Hakim Rasul scored 26 points per game last season to finish fourth in the nation and tops among returning seniors for this season.

Rk.	Name, School	Cl.	G	FGM	3FG	FT	Pts.	Avg.
11.	Stephen Bahl, Colorado Mines	Sr.	27	187	76	131	581	21.5
12.	Jamel Staten, Minn. St. Mankato	Sr.	32	246	61	133	686	21.4
13.	Marvin Rashad, Fairmont St.	Jr.	29	248	32	92	620	21.4
14.	Turner Trofholz, South Dakota	Jr.	33	272	0	160	704	21.3
15.	Matt Hall, Harding	Jr.	27	200	35	136	571	21.1
16.	Eddie Jackson, Pittsburg St.	Jr.	29	195	115	106	611	21.1
17.	Jake Chrisman, BYU-Hawaii	Sr.	24	182	13	128	505	21.0
18.	Justin Cole, C.W. Post	Sr.	29	218	42	130	608	21.0
19.	Osadonor Esene, Hawaii-Hilo	Sr.	29	200	23	183	606	20.9
20.	John Williams, Bryant	Jr.	33	226	119	111	682	20.7
21.	Lethal Cook, Bowie St.	Sr.	29	231	8	129	599	20.7
22.	Lynell Ingram, West Va. Wesleyan	Sr.	27	217	11	106	551	20.4
23.	Cameron Munoz, Mont. St.-Billings	Jr.	25	156	111	87	510	20.4
24.	Danley Shank, Shepherd	Jr.	28	197	42	134	570	20.4
25.	Damien Argrett, Pfeiffer	Sr.	32	219	0	206	644	20.1
26.	David Baxter, Abilene Christian	Sr.	27	167	94	114	542	20.1
	Jermaine Burks, Mo.-Rolla	Sr.	27	185	75	97	542	20.1
28.	Terrance Bradley, Wheeling Jesuit	Jr.	31	209	85	117	620	20.0
29.	Mark Worthington, Metro St.	Sr.	33	216	26	196	654	19.8
30.	Travis Robbins, Washburn	Sr.	32	253	0	127	633	19.8
31.	Ricky Volcy, Northern Mich.	So.	28	211	50	81	553	19.8
32.	Tony Cornett, West Virginia St.	So.	28	177	8	190	552	19.7
33.	Sullivan Sykes, St. Joseph's (Ind.)	Jr.	27	195	18	124	532	19.7
34.	Bryan Richardson, West Fla.	Sr.	26	169	72	101	511	19.7
35.	John Sikiric, Queens (N.Y.)	Sr.	31	198	84	128	608	19.6
36.	Bernard Seals, Seattle	Jr.	25	174	77	65	490	19.6
37.	Justin Hassell, Mont. St.-Billings	Sr.	27	171	18	168	528	19.6
38.	Josh Buettner, Michigan Tech	Sr.	28	196	26	129	547	19.5
39.	Lataiva Escho, Nyack	Jr.	32	225	4	170	624	19.5
40.	Casey Moore, Barton	So.	28	182	72	109	545	19.5
41.	Rico Grier, Pfeiffer	Sr.	31	188	84	143	603	19.5
	Corey McDuffie, West Liberty St.	So.	31	189	61	164	603	19.5
43.	Jonathan Moore, N.C. Central	Sr.	28	202	37	103	544	19.4
44.	Carlton Epps, Ferris St.	Sr.	31	201	102	98	602	19.4
45.	Jim Moore, St. Anselm	Jr.	31	208	13	172	601	19.4
46.	Jonathan Griffin, Mo.-St. Louis	Jr.	28	164	54	156	538	19.2
47.	Shane Maynard, West Liberty St.	Jr.	31	207	32	142	588	19.0
48.	Bob Presner, Holy Family	Sr.	28	200	0	131	531	19.0
49.	Niko Nunogawa, St. Martin's	Jr.	26	193	13	94	493	19.0
50.	Derrick Allen, Clark Atlanta	So.	28	193	23	125	528	18.9

Points Per Game

Rk.	Name, School	Cl.	G	FGM	3FG	FT	Pts.	Avg.
1.	David Logan, Indianapolis	Sr.	29	291	121	126	829	28.6
2.	Yandel Brown, Columbus St.	Sr.	32	298	148	148	892	27.9
3.	Lewis Muse, Concord	Sr.	27	287	0	146	720	26.7
4.	Hakim Rasul, Abilene Christian	Jr.	25	246	8	149	649	26.0
5.	Brad Oleson, Alas. Fairbanks	Sr.	30	241	94	157	733	24.4
6.	Rodney Mayes, West Va. Tech	Sr.	27	224	12	177	637	23.6
7.	Stacey Moragne, Mass.-Lowell	Jr.	28	239	38	120	636	22.7
8.	Tayron Thomas, Philadelphia U.	Jr.	29	240	37	140	657	22.7
9.	Robert Epps, St. Thomas Aquinas	Sr.	30	229	6	208	672	22.4
10.	Justice Graham, Glenville St.	Sr.	28	212	38	162	624	22.3

Photo from Abilene Christian sports information

Field-Goal Percentage

Min. 5 FGM/G

Rk	Name, School	Cl.	G	FGM	FGA	FG%
1.	Callistus Eziukwu, Grand Valley St.	Fr.	28	157	213	73.7
2.	Jonathan Martin, Carson-Newman	Sr.	25	144	209	68.9
3.	Marc Milbourne Swan, NJIT	So.	28	155	236	65.7
4.	Jordan Roth, Quincy	Jr.	29	152	236	64.4
5.	Jeremiah Tinch, Mars Hill	Sr.	30	176	274	64.2
6.	Brian Robinson, Assumption	Sr.	27	177	277	63.9
7.	Turner Trofholz, South Dakota	Jr.	33	272	428	63.6
8.	Randy Holbrook, Southern Ind.	Sr.	29	170	271	62.7
9.	Ash Cannan, Colo. Christian	Sr.	28	161	257	62.6
10.	Rone Smith, Arkansas Tech	Jr.	27	186	297	62.6
11.	Greg McIntosh, Tusculum	Sr.	29	159	254	62.6
12.	Boris Elisabeth-Mesnager, California (Pa.)	Jr.	27	161	258	62.4
13.	Michael Clarke, Clarion	Jr.	23	129	207	62.3
14.	Jacoby Key, Barton	Jr.	26	153	248	61.7
15.	Austin Smylie, BYU-Hawaii	Jr.	24	155	252	61.5
16.	Brett Cain, Wayne St. (Neb.)	Sr.	27	142	231	61.5
17.	Todd Rypkema, North Dakota	Sr.	30	195	318	61.3
18.	Brian Jones, Millersville	Sr.	30	151	247	61.1
19.	Craig Williams, Erskine	So.	29	202	331	61.0
20.	Shaun Bertin, Queens (N.Y.)	Jr.	31	158	259	61.0
21.	Evan Pellerin, Stonehill	Sr.	28	192	317	60.6
22.	Cory Love, Bluefield St.	Jr.	28	187	310	60.3
23.	Audly Wehner, Winston-Salem	So.	25	145	241	60.2
24.	Travis Robbins, Washburn	Sr.	32	253	422	60.0
25.	Manuel Perez, Caldwell	Fr.	32	174	293	59.4
26.	Dusty Jura, Neb.-Kearney	So.	28	190	320	59.4
27.	Brad Oleson, Alas. Fairbanks	Sr.	30	241	406	59.4
28.	Damien Argrett, Pfeiffer	Sr.	32	219	369	59.3
29.	Joe Roberts, Alderson-Broaddus	Fr.	31	176	297	59.3
30.	Chris Commons, Findlay	So.	34	218	371	58.8

Three-Point Field Goals Per Game

Rk.	Name, School	Cl.	G	3FG	3PGA	3PG%
1.	Yandel Brown, Columbus St.	Sr.	32	148	4.6	4.6
2.	Cameron Munoz, Mont. St.-Billings	Jr.	25	111	4.4	4.4
3.	David Logan, Indianapolis	Sr.	29	121	4.2	4.2
4.	Eddie Jackson, Pittsburg St.	Jr.	29	115	4.0	4.0
5.	Ryan Hopkins, Fla. Gulf Coast	Sr.	31	121	3.9	3.9
6.	Stephen Dye, Alderson-Broaddus	Sr.	25	97	3.9	3.9
7.	Buddy Windy Boy, Mont. St.-Billings	Jr.	27	104	3.9	3.9
8.	Brian Jamros, Concordia-St. Paul	Sr.	29	107	3.7	3.7
9.	John Williams, Bryant	Jr.	33	119	3.6	3.6
10.	James Sorrentine, St. Michael's	Fr.	27	97	3.6	3.6
11.	Chad Miller, Oakland City	So.	31	109	3.5	3.5
12.	David Baxter, Abilene Christian	Sr.	27	94	3.5	3.5
13.	Anthony Scala, Lewis	Sr.	27	91	3.4	3.4
14.	Jared Hembree, West Ala.	So.	27	90	3.3	3.3
15.	Josh Mueller, South Dakota	Sr.	33	109	3.3	3.3
16.	Carlton Epps, Ferris St.	Sr.	31	102	3.3	3.3
17.	Zach Weir, Oakland City	Sr.	31	101	3.3	3.3
18.	Gareth Malkowski, Wis.-Parkside	Jr.	25	81	3.2	3.2
19.	Robert Siwo, Charleston (W.V.)	Jr.	29	93	3.2	3.2
20.	Jason Fulwood, Coker	Jr.	28	89	3.2	3.2
	Nate Newell, Ark.-Monticello	So.	28	89	3.2	3.2
22.	Elijah Bland, Assumption	Sr.	27	85	3.1	3.1
23.	Brad Oleson, Alas. Fairbanks	Sr.	30	94	3.1	3.1
24.	Kenny Smith, Angelo St.	Sr.	27	84	3.1	3.1
25.	Scott Land, Cal St. Chico	Sr.	28	87	3.1	3.1
26.	Bernard Seals, Seattle	Jr.	25	77	3.1	3.1
27.	Jamaal Haywood, Columbia Union	Sr.	26	80	3.1	3.1
28.	Dave Camadini, Chadron St.	Sr.	27	83	3.1	3.1
	Brian Vecchio, Colorado St.-Pueblo	Sr.	27	83	3.1	3.1
30.	Bobby Ewing, Tusculum	Sr.	29	89	3.1	3.1

Three-Point Field-Goal Percentage

Minimum 2.5 made per game

Rk.	Name, School	Cl.	G	3FG	3FGA	3FG%
1.	Justin Belcastro, Fairmont St.	Jr.	27	69	134	51.5
2.	Joel Whymer, Lake Superior St.	So.	27	77	153	50.3
3.	Timon Farley, Queens (N.C.)	Jr.	22	64	129	49.6
4.	Benjamin Chasten, Johnson C. Smith	Sr.	29	78	159	49.1
5.	Brad Oleson, Alas. Fairbanks	Sr.	30	94	196	48.0
6.	Jason Fulwood, Coker	Jr.	28	89	188	47.3
7.	Craig Roosendaal, Western Wash.	Sr.	29	80	169	47.3

Rk.	Name, School	Cl.	G	3FG	3FGA	3FG%
8.	Curi Yutzy, Colo. Christian	Sr.	28	74	157	47.1
9.	Brian Vecchio, Colorado St.-Pueblo	Sr.	27	83	177	46.9
10.	Kenny Smith, Angelo St.	Sr.	27	84	180	46.7
11.	Jason Emerson, Pfeiffer	Fr.	30	84	182	46.2
12.	Brian Jamros, Concordia-St. Paul	Sr.	29	107	232	46.1
13.	Chad Miller, Oakland City	So.	31	109	238	45.8
14.	Elton Coffield, Mount Olive	So.	34	91	200	45.5
15.	Carlton Epps, Ferris St.	Sr.	31	102	230	44.3
16.	John Williams, Bryant	Jr.	33	119	269	44.2
17.	Thomas Watkins, BYU-Hawaii	Sr.	25	65	147	44.2
18.	Matt Odom, Erskine	So.	29	87	197	44.2
19.	Stephen Dye, Alderson-Broaddus	Sr.	25	97	220	44.1
20.	Zach Weir, Oakland City	Sr.	31	101	231	43.7
21.	Nic Hogan, Southwest Minn. St.	Sr.	30	91	211	43.1
22.	Jared Hembree, West Ala.	So.	27	90	209	43.1
23.	Kevin Wagstaff, Colorado Mines	Jr.	28	78	182	42.9
24.	Benas Matkevicius, Ark.-Monticello	Jr.	28	71	166	42.8
25.	Lance Den Boer, Central Wash.	So.	25	75	176	42.6
26.	Eddie Jackson, Pittsburg St.	Jr.	29	115	274	42.0
27.	Josh Downey, Western St.	Jr.	26	78	186	41.9
28.	Jim Holsworth, St. Anselm	Jr.	31	86	206	41.7
29.	Greg LaVann, Belmont Abbey	Jr.	27	68	163	41.7
30.	Jermart Miller, Tex. A&M-Commerce	Jr.	33	94	226	41.6

Free-Throw Percentage

Minimum 2.5 made per game

Rk.	Name, School	Cl.	G	FT	FTA	FT%
1.	Luqman Jaaber, Virginia Union	Sr.	34	125	139	89.9
2.	Jason Smith, Ala.-Huntsville	So.	27	87	98	88.8
3.	Josh Mueller, South Dakota	Sr.	33	146	165	88.5
4.	Carlton Epps, Ferris St.	Sr.	31	98	111	88.3
5.	Dustin Bremerman, Seattle Pacific	So.	29	80	91	87.9
6.	Bill Johnson, Slippery Rock	Jr.	27	115	131	87.8
7.	Karim Teller, Augusta St.	Jr.	30	139	159	87.4
8.	Douglas Tshomba, Tusculum	Jr.	29	76	87	87.4
9.	Brad Oleson, Alas. Fairbanks	Sr.	30	157	180	87.2
10.	Micheal Hicks, Central Mo. St.	Jr.	31	136	156	87.2
11.	Chris Anderson, Minn. St. Moorhead	Sr.	28	113	130	86.9
12.	Matt Jones, Gannon	Sr.	27	86	99	86.9
13.	Darius Hargrove, Virginia Union	Jr.	34	132	152	86.8
14.	Bj Robertson, St. Michael's	Jr.	26	71	82	86.6
15.	Jim Moore, St. Anselm	Jr.	31	172	199	86.4
16.	Eduardo Lopez, Tex. A&M-Kingsville	Jr.	28	70	81	86.4
17.	Kyle Jackson, Western Wash.	Jr.	29	98	114	86.0
18.	William Belton, Morehouse	So.	29	85	99	85.9
19.	Mike McCurdy, Southern Conn. St.	Sr.	27	114	133	85.7
20.	Derek Weber, Central Mo. St.	Sr.	31	95	111	85.6
21.	Mike Sells, Western N.M.	Jr.	27	89	104	85.6
22.	Matt Hoie, Minn.-Crookston	Jr.	28	76	89	85.4
23.	Jolen Montoya, Eastern N.M.	Jr.	25	64	75	85.3
24.	Cameron Munoz, Mont. St.-Billings	Jr.	25	87	102	85.3
25.	Braun Dabbs, Carson-Newman	Sr.	28	86	101	85.1
26.	Rey Luque, Kennesaw St.	Sr.	29	80	94	85.1
27.	Kevin Williams, Fort Lewis	Sr.	28	91	107	85.0
28.	Nate Miller, St. Cloud St.	Sr.	29	108	127	85.0
29.	Ryan Diggs, Western Wash.	Jr.	26	136	160	85.0
	Jim Holsworth, St. Anselm	Jr.	31	85	100	85.0

Rebounds Per Game

Rk.	Name, School	Cl.	G	Reb.	Avg.
1.	Ramel Allen, Bridgeport	Sr.	30	423	14.1
2.	Jakim Donaldson, Edinboro	Sr.	31	406	13.1
3.	Jayson Williams, Lane	Sr.	32	389	12.2
4.	Leheal Cook, Bowie St.	Sr.	29	347	12.0
5.	Kevin Johnson, Humboldt St.	So.	27	309	11.4
6.	Justin James, Midwestern St.	Sr.	29	324	11.2
7.	Oswaldo Haynes, Anderson (S.C.)	Sr.	28	305	10.9
8.	Robert Hamilton, Tex. A&M-Kingsville	Sr.	28	303	10.8
9.	Joseph King, Miles	Sr.	27	289	10.7
10.	John Sullivan, New Haven	Jr.	29	309	10.7
11.	Brian Robinson, Assumption	Sr.	27	287	10.6
12.	Jordan Roth, Quincy	Jr.	29	297	10.2
13.	Kenny Ebanyat, Fla. Southern	Sr.	28	286	10.2
14.	Jason Chivers, Seattle Pacific	Sr.	29	295	10.2
15.	Nick Perez, Barry	Sr.	31	313	10.1
16.	James Tipton, Sonoma St.	So.	27	271	10.0
17.	Bilal Salaam, Kutztown	Sr.	27	270	10.0
18.	Lataiva Escho, Nyack	Jr.	32	317	9.9

Rk.	Name, School	Cl.	G	Reb.	Avg.
19.	Kobby Acquah, Clark Atlanta	So.	28	272	9.7
20.	Tony Cornett, West Virginia St.	So.	28	269	9.6
21.	Jamil Terrell, West Tex. A&M	Sr.	30	288	9.6
22.	Lynell Ingram, West Va. Wesleyan	Sr.	27	259	9.6
23.	James Rosebud, Shaw	Jr.	26	248	9.5
24.	Evan Pellerin, Stonehill	Sr.	28	267	9.5
25.	Hakim Rasul, Abilene Christian	Jr.	25	238	9.5
26.	Georgy Joseph, Kennesaw St.	Jr.	29	276	9.5
27.	Tayron Thomas, Philadelphia U.	Jr.	29	275	9.5
28.	Nick Wallery, Albany St. (Ga.)	Sr.	30	284	9.5
29.	Ayyub Ali, Indiana (Pa.)	Sr.	33	312	9.5
30.	Kenyon Gamble, Tuskegee	Sr.	28	263	9.4

Assists Per Game

Rk.	Name, School	Cl.	G	Ast.	Avg.
1.	Darnell Miller, West Ga.	Sr.	28	219	7.8
2.	Darrell Evans, Wayne St. (Mich.)	Sr.	31	232	7.5
3.	Tim Haley, Cal St. Chico	Sr.	27	202	7.5
4.	Mark Borders, Tampa	Jr.	29	213	7.3
5.	Christopher Dunn, West Virginia St.	Jr.	29	200	6.9
6.	Dennis Springs, Ferris St.	Jr.	31	213	6.9
7.	Zack Whiting, Chaminade	So.	27	183	6.8
8.	Chris Kozole, Holy Family	Jr.	30	195	6.5
9.	Donald Sexton, Tusculum	Jr.	29	185	6.4
10.	Adam Lubbehusen, Oakland City	Sr.	31	197	6.4
11.	Carlin Hughes, Mont. St.-Billings	Fr.	22	136	6.2
12.	Mike Reese, Ark.-Monticello	Sr.	28	169	6.0
13.	Braun Dabbs, Carson-Newman	Sr.	28	168	6.0
14.	Brian Kizzie, Indiana (Pa.)	Sr.	32	190	5.9
15.	Sheldon Pace, Southwest Baptist	Jr.	29	168	5.8
16.	Bryan Crislip, Fla. Gulf Coast	Sr.	31	175	5.6
17.	Tommy Thompson, Kennesaw St.	Sr.	30	167	5.6
18.	Marcus Flynn, Bellarmine	So.	23	127	5.5
19.	Trenell Eddings, Cal St. San B'dino	Sr.	27	147	5.4
	Michael Mooney, Molloy	Jr.	27	147	5.4
	Leon Pursoo, Southampton	Sr.	27	147	5.4
22.	Derek Yutzy, Fort Lewis	Sr.	28	152	5.4
23.	John Baiano, Southern N.H.	Jr.	31	168	5.4
24.	Leroy Douglas, Lane	Jr.	32	173	5.4
25.	Joey Tutchstone, Pitt.-Johnstown	Jr.	25	135	5.4
26.	Trent Morgan, Le Moyne	Fr.	28	151	5.4
27.	Shawn Poppie, Limestone	So.	29	156	5.4
28.	Stephano Jackson, Mars Hill	Fr.	30	161	5.4
29.	William Kane, Queens (N.C.)	So.	26	139	5.3
30.	Kevin Murphy, West Ala.	Jr.	24	127	5.3

Blocked Shots Per Game

Rk.	Name, School	Cl.	G	Blk.	Avg.
1.	Ramel Allen, Bridgeport	Sr.	30	146	4.9
2.	Kobby Acquah, Clark Atlanta	So.	28	118	4.2
3.	Callistus Eziukwu, Grand Valley St.	Fr.	28	114	4.1
4.	Bilal Salaam, Kutztown	Sr.	27	106	3.9
5.	Avis Wyatt, Virginia St.	Jr.	27	90	3.3
6.	Kenyon Gamble, Tuskegee	Sr.	28	92	3.3
7.	Brian Robinson, Assumption	Sr.	27	79	2.9

Rk.	Name, School	Cl.	G	Blk.	Avg.
8.	Ben Orner, Metro St.	Sr.	33	93	2.8
9.	Chad Eichelberger, St. Andrews	Jr.	21	58	2.8
10.	Dan Heimos, SIU Edwardsville	Sr.	32	87	2.7
11.	John Smith, Winona St.	Fr.	35	90	2.6
12.	Chris Whitfield, Minn. St. Mankato	Jr.	32	82	2.6
13.	Mike Williams, Bryant	Sr.	34	80	2.4
14.	Dedric Spooner, Henderson St.	Jr.	27	60	2.2
15.	Andre Davis, LeMoyne-Owen	Jr.	25	53	2.1
16.	Derrick Turner, Fort Hays St.	So.	28	59	2.1
17.	Husieen Edmonds, Cheyney	Jr.	23	48	2.1
18.	Marlon Pierre, Ohio Valley	Jr.	29	57	2.0
19.	Adon El, Mass.-Lowell	Fr.	27	53	2.0
20.	London Houston, California (Pa.)	Fr.	25	48	1.9
21.	Mike Rosario, Bridgeport	Jr.	30	55	1.8
22.	Jason Hervey, N.C. Central	Jr.	22	40	1.8
23.	Kevin Johnson, Humboldt St.	So.	27	49	1.8
24.	Jolly Manning, Catawba	Jr.	30	54	1.8
25.	Jason Mercer, Morehouse	Sr.	29	51	1.8
26.	Farris Broussard, Colorado Mines	Sr.	28	49	1.8
	Jarred Perry, Mesa St.	Sr.	28	49	1.8
28.	Kenny Ebanyat, Fla. Southern	Sr.	28	48	1.7
29.	Louis McCullough, Francis Marion	Sr.	24	41	1.7
30.	Letheal Cook, Bowie St.	Sr.	29	49	1.7

Steals Per Game

Rk.	Name, School	Cl.	G	Stl.	Avg.
1.	Shaun McKie, Salem Int'l	So.	31	111	3.6
2.	Jayson Williams, Lane	Sr.	32	114	3.6
3.	Ceso Sprewell, Harding	Sr.	29	93	3.2
4.	Chris Kozole, Holy Family	Jr.	30	94	3.1
5.	Norman Morrow, St. Augustine's	Jr.	27	83	3.1
6.	Carlton Epps, Ferris St.	Sr.	31	95	3.1
7.	Ron Harris, Caldwell	Sr.	32	98	3.1
8.	Luqman Jaaber, Virginia Union	Sr.	34	103	3.0
9.	John Baiano, Southern N.H.	Jr.	31	92	3.0
10.	Jeremy Byrd, S.C. Upstate	Fr.	32	94	2.9
11.	Jonte Flowers, Winona St.	Fr.	35	100	2.9
12.	Stephano Jackson, Mars Hill	Fr.	30	83	2.8
13.	Tony Cornett, West Virginia St.	So.	28	76	2.7
14.	Dustin Pfeifer, Findlay	Jr.	34	92	2.7
15.	Neal Wellington, Pace	Jr.	29	78	2.7
16.	Darrin Miller, Southampton	Sr.	25	67	2.7
17.	Frank Pinson, Albany St. (Ga.)	So.	30	79	2.6
18.	Michael Mooney, Molloy	Jr.	27	71	2.6
19.	David Noel, Northern Mich.	Jr.	28	73	2.6
20.	Terence Wilkins, Bridgeport	Sr.	30	77	2.6
21.	Derek Savage, Goldey-Beacom	Fr.	27	69	2.6
22.	Adam Lubbehusen, Oakland City	Sr.	31	79	2.5
23.	Eric Faber, Rollins	Sr.	26	66	2.5
24.	Ryan Sonnek, Fort Lewis	Sr.	27	68	2.5
25.	Dusty Jura, Neb.-Kearney	So.	28	70	2.5
26.	Mark Borders, Tampa	Jr.	29	71	2.4
	Nate Miller, St. Cloud St.	Sr.	29	71	2.4
28.	Gene Myvett, Cal St. L.A.	Jr.	25	61	2.4
29.	Justin Butler, Tiffin	Fr.	27	65	2.4
	Lewis Muse, Concord	Sr.	27	65	2.4

2005 Division II Individual Game Highs

Points

Rk.	Name, School	Cl.	Opponent	Date	Pts.
1.	Jason Benson, Mansfield	Sr.	West Virginia St.	12/28/2004	53
2.	Stephen Bahl, Colorado Mines	Sr.	South Dakota	11/26/2004	50
3.	Marvin Rashad, Fairmont St.	Jr.	West Virginia St.	2/12/2005	47
	Yandel Brown, Columbus St.	Sr.	North Ala.	12/01/2004	47
5.	Andre Dabney, Bloomfield	So.	Felician	3/04/2005	46
6.	Bernard Seals, Seattle	Jr.	Alas. Fairbanks	2/05/2005	44
	David Baxter, Abilene Christian	Sr.	Angelo St.	1/24/2005	44
8.	Yandel Brown, Columbus St.	Sr.	Tuskegee	12/05/2004	43
9.	Omar London, Bluefield St.	Fr.	Concord	2/17/2005	42
	Walt Baxley, Mars Hill	Jr.	Tusculum	2/09/2005	42
	Jamar Wesley, Fairmont St.	Sr.	Alderson-Broaddus	2/03/2005	42
	Lewis Muse, Concord	Sr.	UNC Pembroke	12/11/2004	42

Field-Goal Percentage

Minimum 10 made

Rk.	Name, School	Cl.	Opponent	Date	FGM	FGA	FG%
1.	Kyle Boast, Central Wash.	Sr.	Alas. Anchorage	2/12/2005	14	14	100.0
	Javier Salson, Bloomfield	Sr.	Goldey-Beacom	12/07/2004	11	11	100.0
	Daniel Nyom, Northwest Nazarene	Sr.	Western Wash.	3/05/2005	10	10	100.0
	Callistus Eziukwu, Grand Valley St.	Fr.	Saginaw Valley	2/10/2005	10	10	100.0
5.	Andre Dabney, Bloomfield	So.	Felician	3/04/2005	15	16	93.8
6.	Lewis Muse, Concord	Sr.	West Va. Wesleyan	1/26/2005	13	14	92.9
7.	Brett Cain, Wayne St. (Neb.)	Sr.	Bemidji St.	1/23/2005	12	13	92.3
	Jamel Staten, Minn. St. Mankato	Sr.	Minn. Duluth	1/06/2005	12	13	92.3
	Stanley Milien, Salem Int'l	So.	Findlay	11/24/2004	12	13	92.3
10.	Jose Nava, Midwestern St.	Jr.	Angelo St.	2/24/2005	11	12	91.7
	Craig Butts, Clayton St.	Sr.	Augusta St.	2/19/2005	11	12	91.7
	Cedric Priso, NYIT	Sr.	Southampton	2/15/2005	11	12	91.7
	Jim Pecic, UC-Colo. Spgs.	Sr.	Fort Lewis	2/05/2005	11	12	91.7
	Marc Milbourne, Swan, NJIT	So.	Goldey-Beacom	1/27/2005	11	12	91.7
	Michael Morse, Metro St.	Sr.	Colorado St.-Pueblo	1/08/2005	11	12	91.7
	Steve Anderson, South Dakota	Sr.	Wayne St. (Neb.)	12/10/2004	11	12	91.7
	Alvin Muse, Bemidji St.	So.	Lake Superior St.	11/22/2004	11	12	91.7

Three-Point Field Goals Made

Rk.	Name, School	Cl.	Opponent	Date	3FG
1.	Bobby Ewing, Tusculum	Sr.	Augusta St.	12/30/2004	13
2.	Andre Dabney, Bloomfield	So.	Felician	3/04/2005	10
	Eddie Jackson, Pittsburg St.	Jr.	Mo. Southern St.	2/23/2005	10
	Stephen Dye, Alderson-Broaddus	Sr.	Bluefield St.	1/20/2005	10
	Nate Newell, Ark.-Monticello	So.	Delta St.	1/13/2005	10
	Stephen Dye, Alderson-Broaddus	Sr.	Salem Int'l	1/10/2005	10
7.	Torry Mitchell, Edinboro	Jr.	Indiana (Pa.)	3/12/2005	9
	Bernard Seals, Seattle	Jr.	Western Wash.	3/03/2005	9
	Eddie Jackson, Pittsburg St.	Jr.	Central Mo. St.	1/29/2005	9
	Derek Fillmore, Northwood	Sr.	Marygrove	12/20/2004	9
	Cameron Munoz, Mont. St.-Billings	Jr.	Chadron St.	12/04/2004	9
	Stephen Bahl, Colorado Mines	Sr.	South Dakota	11/26/2004	9

Three-Point Field-Goal Percentage

Minimum 8 made

Rk.	Name, School	Cl.	Opponent	Date	3FG	3FGA	3FG%
1.	Andre Dabney, Bloomfield	So.	Felician	3/04/2005	10	11	90.9
2.	D.J. Fritz, Philadelphia U.	Fr.	NYIT	1/20/2005	8	9	88.9

Rk.	Name, School	Cl.	Opponent	Date	3FG	3FGA	3FG%
3.	Majestic Mapp, West Ga.	Sr.	West Fla.	2/14/2005	7	8	87.5
	Mike Sells, Western N.M.	Jr.	BYU-Hawaii	1/20/2005	7	8	87.5
	Tony Connelly, Lenoir-Rhyne	Sr.	Limestone	11/19/2004	7	8	87.5
6.	Josh Downey, Western St.	Jr.	Fort Lewis	1/29/2005	8	10	80.0
	Austin Meyer, Northwest Mo. St.	Jr.	Clarke	12/12/2004	8	10	80.0
	Chris Reaves, Chaminade	Jr.	Texas	11/22/2004	8	10	80.0
	Joel Osborn, Northwest Mo. St.	Fr.	Manhattan Chrst.	11/19/2004	8	10	80.0
10.	Luke Geiver, South Dakota St.	Sr.	Upper Iowa	2/05/2005	7	9	77.8

Free-Throw Percentage

Minimum 12 made

Rk.	Name, School	Cl.	Opponent	Date	FT	FTA	FT%
1.	Bill Johnson, Slippery Rock	Jr.	Edinboro	2/09/2005	18	18	100.0
	Manuel Perez, Caldwell	Fr.	Felician	2/05/2005	16	16	100.0
	Brendon Malone, Western N.M.	Sr.	Colorado St.-Pueblo	11/15/2004	16	16	100.0
	Robert Epps, St. Thomas Aquinas	Sr.	Bridgeport	2/23/2005	14	14	100.0
	Grant Dykstra, Western Wash.	Jr.	Alas. Anchorage	2/17/2005	14	14	100.0
	Calix N'Diaye, Barry	So.	Fla. Southern	2/12/2005	14	14	100.0
	David Baxter, Abilene Christian	Sr.	Angelo St.	1/24/2005	14	14	100.0
	Abimbolu Bim Makinde, Seattle	Sr.	Holy Names	11/20/2004	14	14	100.0
	Duan Crockett, Virginia Union	Sr.	Virginia St.	2/13/2004	14	14	100.0
	Eric Moore, Cameron	Jr.	East Central	2/10/2005	13	13	100.0
	Ryan Haigh, Holy Family	Jr.	Phila. Sciences	1/22/2005	13	13	100.0
	Derek Weber, Central Mo. St.	Sr.	Southwest Baptist	1/06/2005	13	13	100.0
	Sean Namanny, Seattle	Fr.	Humboldt St.	1/15/2004	13	13	100.0
	Tyrone Shepherd, Fort Hays St.	Jr.	Metro St.	2/17/2005	12	12	100.0
	Matt Jones, Gannon	Sr.	Mercyhurst	1/24/2005	12	12	100.0
	Chris Dean, Neb.-Kearney	Jr.	Midland Lutheran	12/30/2004	12	12	100.0
	Todd Klostermann, Wayne St. (Neb.)	Sr.	South Dakota St.	12/28/2004	12	12	100.0
	Grayson Moyer, Humboldt St.	Fr.	Sonoma St.	12/19/2004	12	12	100.0
	Trey Sanders, Delta St.	Sr.	Oakwood	12/13/2004	12	12	100.0

Rebounds

Rk.	Name, School	Cl.	Opponent	Date	Reb.
1.	Jean-Marley Pierre, Dowling	So.	Southampton	1/26/2005	30
2.	Jakim Donaldson, Edinboro	Sr.	Slippery Rock	2/09/2005	24
3.	Jakim Donaldson, Edinboro	Sr.	Mansfield	3/04/2005	22
	Ramel Allen, Bridgeport	Sr.	Post	11/21/2004	22
5.	Christopher Evans, Tampa	Fr.	St. Ambrose	12/28/2004	21
	Lataiva Escho, Nyack	Jr.	Dominican (N.Y.)	12/09/2004	21
7.	Justin James, Midwestern St.	Sr.	West Tex. A&M	2/17/2005	20
	Mike Daye, Grand Canyon	Sr.	Southwestern Christ.	2/08/2005	20
	Jason Chivers, Seattle Pacific	Sr.	St. Martin's	2/02/2005	20
	Larry Henderson, St. Leo	Sr.	Eckerd	1/12/2005	20
	Johnathan Holland, Ark.-Monticello	Jr.	Ark. Baptist	12/27/2004	20
	Dedric Spooner, Henderson St.	Jr.	Ark. Baptist	12/08/2004	20
	Matt Klimkoski, Tampa	Sr.	Fla. Memorial	11/22/2004	20
	Ceso Sprewell, Harding	Sr.	Ark. Baptist	11/15/2004	20

Assists

Rk.	Name, School	Cl.	Opponent	Date	Ast.
1.	Carlin Hughes, Mont. St.-Billings	Fr.	Johnson & Wales (Colo.)	2/26/2005	16
	Matt Walker, West Fla.	Jr.	Wesley	1/03/2005	16

Rk.	Name	School	Cl.	Opponent	Date	Ast.
	Darnell Miller,	West Ga.	Sr.	Wingate	12/18/2004	16
4.	Darrell Evans,	Wayne St. (Mich.)	Sr.	Ashland	2/17/2005	15
	Darnell Miller,	West Ga.	Sr.	West Fla.	2/14/2005	15
	Mark Borders,	Tampa	Jr.	Barry	2/05/2005	15
	Dave Zeitlin,	Lake Superior St.	So.	Ashland	1/10/2005	15
	Donald Sexton,	Tusculum	Jr.	Augusta St.	12/30/2004	15
9.	Adam Lubbehusen,	Oakland City	Sr.	Central Christian	1/20/2005	14
	Darnell Miller,	West Ga.	Sr.	Albany St. (Ga.)	12/30/2004	14
	Bradford Morris,	Wilmington (Del.)	So.	Bloomfield	11/30/2004	14
	Sean Seaman,	Minn. Duluth	Jr.	Metro St.	11/20/2004	14

Rk.	Name	School	Cl.	Opponent	Date	Blk.
	Bilal Salaam,	Kutztown	Sr.	West Virginia St.	11/20/2004	8
	London Houston,	California (Pa.)	Fr.	Ohio Valley	11/19/2004	8
	Bilal Salaam,	Kutztown	Sr.	Holy Family	11/19/2004	8

Steals

Rk.	Name	School	Cl.	Opponent	Date	Stl.
1.	Shaun McKie,	Salem Int'l.	So.	Bluefield St.	1/06/2005	10
2.	Jeremy Byrd,	S.C. Upstate	Fr.	S.C.-Aiken	2/16/2005	9
	Steve Jackson,	West Tex. A&M	Jr.	Abilene Christian	2/12/2005	9
	Ceso Sprewell,	Harding	Sr.	Union (Ky.)	12/29/2004	9
	Elijah Frasier,	Newberry	Sr.	S.C.-Aiken	11/27/2004	9
	Darrin Miller,	Southampton	Sr.	Dowling	11/23/2004	9
	Lugman Jaaber,	Virginia Union	Sr.	California (Pa.)	11/20/2004	9
8.	Ceso Sprewell,	Harding	Sr.	Ouachita Baptist	12/21/2005	8
	Matt Metzger,	Findlay	Sr.	Quincy	3/12/2005	8
	Carlton Epps,	Ferris St.	Sr.	Lake Superior St.	2/10/2005	8
	Michael Broadnax,	Western St.	So.	Colorado St.-Pueblo	2/05/2005	8
	Ron Harris,	Caldwell	Sr.	Post	2/03/2005	8
	Tony Cornett,	West Virginia St.	So.	West Va. Tech	1/15/2005	8
	Demarius Bolds,	Mo. Western St.	Jr.	Washburn	12/29/2004	8
	Ron Harris,	Caldwell	Sr.	Pace	12/18/2004	8
	Travis Williams,	Ouachita Baptist	Sr.	North Ala.	12/10/2004	8
	Marcus Lyons,	Arkansas Tech	Fr.	Rhema	11/30/2004	8
	Narada Caldwell,	St. Leo	Jr.	P.R.-Cayey	11/16/2004	8

Blocked Shots

Rk.	Name	School	Cl.	Opponent	Date	Blk.
1.	Callistus Eziukwu,	Grand Valley St.	Fr.	Ferris St.	2/07/2005	13
2.	Callistus Eziukwu,	Grand Valley St.	Fr.	IPFW	11/20/2004	12
3.	Ramel Allen,	Bridgeport	Sr.	St. Thomas Aquinas	2/09/2005	11
	Ramel Allen,	Bridgeport	Sr.	Post	11/21/2004	11
5.	Avis Wyatt,	Virginia St.	Jr.	Pfeiffer	12/01/2004	10
	Carlos Silva,	West Tex. A&M	Sr.	Southwestern Okla.	11/27/2004	10
7.	Ben Ortner,	Metro St.	Sr.	Fort Hays St.	2/05/2005	8
	Channon Easley,	East Stroudsburg	Fr.	West Chester	1/30/2005	8
	Avis Wyatt,	Virginia St.	Jr.	Queens (N.C.)	12/29/2004	8

2005 Division II Team Leaders

Won-Lost Percentage

Rk.	School	W	L	Pct.
1.	Virginia Union	30	4	88.2
	Findlay	30	4	88.2
3.	Metro St.	29	4	87.9
4.	Hawaii-Hilo	25	4	86.2
5.	Mount Olive	29	5	85.3
6.	Tex. A&M-Commerce	28	5	84.8
7.	Pfeiffer	27	5	84.4
	Southern Ind.	27	5	84.4
9.	Bowie St.	26	5	83.9
10.	Bentley	30	6	83.3
11.	Lynn	29	6	82.9
12.	South Dakota	27	6	81.8
13.	Kennesaw St.	24	6	80.0
14.	Neb.-Omaha	23	6	79.3
15.	Montevallo	26	7	78.8
16.	Fort Lewis	22	6	78.6
17.	Cal St. San B'dino	21	6	77.8
18.	Cal Poly Pomona	24	7	77.4
	Central Mo. St.	24	7	77.4
	St. Anselm	24	7	77.4
	Alderson-Broaddus	24	7	77.4
	Salem Int'l	24	7	77.4
	Fla. Gulf Coast	24	7	77.4
	Edinboro	24	7	77.4
	Ferris St.	24	7	77.4
26.	West Ga.	23	7	76.7
	Pittsburg St.	23	7	76.7
	St. Mary's (Tex.)	23	7	76.7
	Catawba	23	7	76.7
	Neb.-Kearney	23	7	76.7

Scoring Offense

Rk.	School	G	W-L	Pts.	Avg.
1.	Pfeiffer	32	27-5	3,042	95.1
2.	Mont. St.-Billings	27	19-8	2,520	93.3
3.	Western Wash.	29	22-7	2,648	91.3
4.	West Liberty St.	31	21-10	2,814	90.8
5.	BYU-Hawaii	25	16-9	2,232	89.3
6.	West Virginia St.	29	19-10	2,530	87.2
7.	West Ga.	30	23-7	2,599	86.6

Rk.	School	G	W-L	Pts.	Avg.
8.	Neb.-Kearney	30	23-7	2,589	86.3
9.	Colo. Christian	28	19-9	2,400	85.7
10.	Mount Olive	34	29-5	2,904	85.4
11.	Chaminade	27	16-11	2,295	85.0
12.	Mansfield	29	18-11	2,455	84.7
13.	Bowie St.	31	26-5	2,622	84.6
14.	Alderson-Broaddus	31	24-7	2,613	84.3
15.	Wheeling Jesuit	32	21-11	2,697	84.3
16.	Central Wash.	27	11-16	2,274	84.2
17.	Fort Lewis	28	22-6	2,357	84.2
18.	Indianapolis	29	19-10	2,436	84.0
19.	Tusculum	29	18-11	2,434	83.9
20.	Minn. St. Mankato	32	24-8	2,679	83.7
21.	Oakland City	31	20-11	2,587	83.5
22.	Concord	27	15-12	2,248	83.3
23.	Washburn	32	24-8	2,659	83.1
24.	Southern Ind.	32	27-5	2,649	82.8
25.	St. Joseph's (Ind.)	29	17-12	2,396	82.6
26.	South Dakota	33	27-6	2,724	82.5
27.	Alas. Fairbanks	30	21-9	2,475	82.5
28.	Bloomfield	32	24-8	2,639	82.5
29.	Ferris St.	31	24-7	2,554	82.4
30.	Virginia Union	34	30-4	2,800	82.4

Scoring Defense

Rk.	School	G	W-L	Pts.	Avg.
1.	Adelphi	29	22-7	1,609	55.5
2.	New Haven	29	15-14	1,709	58.9
3.	Valdosta St.	27	18-9	1,643	60.9
4.	SIU Edwardsville	32	23-9	1,952	61.0
5.	Barry	31	23-8	1,896	61.2
6.	Cal Poly Pomona	31	24-7	1,905	61.5
7.	Lynn	35	29-6	2,156	61.6
8.	Fla. Southern	28	17-11	1,725	61.6
9.	Shippensburg	29	18-11	1,799	62.0
10.	Tarleton St.	34	25-9	2,114	62.2
11.	Northeastern St.	27	8-19	1,691	62.6
12.	Benedict	28	18-10	1,754	62.6
13.	Clayton St.	31	18-13	1,953	63.0
14.	West Chester	28	18-10	1,766	63.1
15.	Grand Valley St.	28	18-10	1,769	63.2

Rk.	School	G	W-L	Opp Pts.	Opp Avg.
16.	Oakland City	31	20-11	1,959	63.2
17.	Southwestern Okla.	29	20-9	1,833	63.2
18.	Rollins	28	14-14	1,776	63.4
	Southeastern Okla.	28	17-11	1,776	63.4
20.	Gannon	29	18-11	1,840	63.4
21.	Augusta St.	30	19-11	1,910	63.7
22.	Bryant	34	25-9	2,172	63.9
23.	Mercyhurst	27	8-19	1,727	64.0
24.	Findlay	34	30-4	2,179	64.1
25.	St. Mary's (Tex.)	30	23-7	1,925	64.2
26.	Incarnate Word	27	7-20	1,733	64.2
27.	Mercy	26	12-14	1,669	64.2
28.	Eckerd	32	21-11	2,060	64.4
29.	Michigan Tech	28	18-10	1,805	64.5
30.	Winston-Salem	30	22-8	1,935	64.5

Scoring Margin

Rk.	School	W-L	Pts.	Avg.	Opp Pts.	Opp Avg.	Pt. Mar.
1.	Oakland City	20-11	2,587	83.5	1,959	63.2	20.3
2.	Virginia Union	30-4	2,800	82.4	2,251	66.2	16.1
3.	Southern Ind.	27-5	2,649	82.8	2,166	67.7	15.1
4.	Metro St.	29-4	2,713	82.2	2,218	67.2	15.0
5.	Bowie St.	26-5	2,622	84.6	2,159	69.6	14.9
6.	Findlay	30-4	2,672	78.6	2,179	64.1	14.5
7.	Alderson-Broaddus	24-7	2,613	84.3	2,178	70.3	14.0
8.	Lynn	29-6	2,639	75.4	2,156	61.6	13.8
9.	Pfeiffer	27-5	3,042	95.1	2,603	81.3	13.7
10.	Indiana (Pa.)	24-9	2,707	82.0	2,265	68.6	13.4
11.	Mount Olive	29-5	2,904	85.4	2,456	72.2	13.2
12.	South Dakota	27-6	2,724	82.5	2,301	69.7	12.8
13.	Minn.	24-8	2,679	83.7	2,273	71.0	12.7
14.	Fort Lewis	22-6	2,357	84.2	2,013	71.9	12.3
15.	Central Mo. St.	24-7	2,516	81.2	2,166	69.9	11.3
16.	Bryant	25-9	2,554	75.1	2,172	63.9	11.2
17.	Alas. Fairbanks	21-9	2,475	82.5	2,141	71.4	11.1
18.	Tex. A&M-Commerce	28-5	2,520	76.4	2,155	65.3	11.1
19.	Montevallo	26-7	2,522	76.4	2,158	65.4	11.0
20.	Barry	23-8	2,232	72.0	1,896	61.2	10.8

Rk. School	W-L	Pts. Avg.	Opp Pts. Avg.	Opp Pts. Avg.	Pt. Mar.	
21. Wheeling Jesuit.....	21-11	2,697	84.3	2,353	73.5	10.8
22. Cal Poly Pomona.....	24-7	2,238	72.2	1,905	61.5	10.7
23. St. Anselm.....	24-7	2,477	79.9	2,149	69.3	10.6
24. Ark-Monticello.....	18-10	2,150	76.8	1,859	66.4	10.4
25. Fla. Gulf Coast.....	24-7	2,393	77.2	2,071	66.8	10.4
26. Bentley.....	30-6	2,895	80.4	2,523	70.1	10.3
27. Washburn.....	24-8	2,659	83.1	2,334	72.9	10.2
28. Catawba.....	23-7	2,376	79.2	2,079	69.3	9.9
29. Kennesaw St.....	24-6	2,287	76.2	1,990	66.3	9.9
30. Western Wash.....	22-7	2,648	91.3	2,371	81.8	9.6

Field-Goal Percentage

Rk. School	G	W-L	FGM	FGA	FG%
1. Colo. Christian.....	28	19-9	859	1,642	52.3
2. BYU-Hawaii.....	25	16-9	794	1,532	51.8
3. Southern Ind.....	32	27-5	945	1,827	51.7
4. Alderson-Broaddus.....	31	24-7	916	1,784	51.3
5. Alas. Fairbanks.....	30	21-9	868	1,726	50.3
6. Seattle Pacific.....	29	20-9	853	1,703	50.1
7. Grand Valley St.....	28	18-10	743	1,485	50.0
8. Neb.-Kearney.....	30	23-7	940	1,879	50.0
9. Findlay.....	34	30-4	959	1,924	49.8
10. Mount Olive.....	34	29-5	1,041	2,091	49.8
11. Concord.....	27	15-12	831	1,673	49.7
12. Northwest Nazarene.....	27	17-10	704	1,422	49.5
13. Drury.....	28	21-7	743	1,504	49.4
14. St. Mary's (Tex.).....	30	23-7	771	1,561	49.4
15. Salem Int'l.....	31	24-7	892	1,806	49.4
16. South Dakota.....	33	27-6	946	1,916	49.4
17. Glenville St.....	28	11-17	763	1,548	49.3
18. Delta St.....	30	19-11	827	1,680	49.2
19. SIU Edwardsville.....	32	23-9	788	1,603	49.2
20. Hawaii-Hilo.....	29	25-4	804	1,638	49.1
21. Metro St.....	33	29-4	934	1,912	48.8
22. Indianapolis.....	29	19-10	858	1,758	48.8
23. Erskine.....	29	14-15	688	1,412	48.7
24. Western Wash.....	29	22-7	909	1,868	48.7
25. Ala.-Huntsville.....	27	15-12	677	1,393	48.6
26. Oakland City.....	31	20-11	943	1,946	48.5
27. Cal Poly Pomona.....	31	24-7	764	1,577	48.4
28. Bluefield St.....	28	3-25	783	1,617	48.4
29. Northern St.....	31	21-10	836	1,727	48.4
30. Washburn.....	32	24-8	929	1,921	48.4

Field-Goal Percentage Defense

Rk. School	G	W-L	Opp FG	Opp FGA	Opp FG%
1. Adelphi.....	29	22-7	539	1,432	37.6
2. Cal Poly Pomona.....	31	26-5	783	2,051	38.2
3. Fla. Southern.....	28	17-11	553	1,438	38.5
4. Barry.....	31	23-8	644	1,645	39.1
5. Lynn.....	35	29-6	746	1,898	39.3
6. Cal St. San B'dino.....	27	21-6	572	1,450	39.4
7. Clark Atlanta.....	28	6-22	726	1,839	39.5
8. Grand Valley St.....	28	18-10	610	1,544	39.5
9. Bridgeport.....	30	21-9	753	1,904	39.5
10. SIU Edwardsville.....	32	23-9	672	1,683	39.9
11. Rollins.....	28	14-14	590	1,476	40.0
12. Bryant.....	34	25-9	781	1,953	40.0
13. Shippensburg.....	29	18-11	641	1,593	40.2
14. New Haven.....	29	15-14	635	1,577	40.3
15. Edinboro.....	31	24-7	758	1,879	40.3
16. Tarleton St.....	34	25-9	725	1,797	40.3
17. Tex. A&M-Commerce.....	33	28-5	737	1,826	40.4
18. Catawba.....	30	23-7	740	1,828	40.5
19. Benedict.....	28	18-10	650	1,605	40.5
20. Neb.-Omaha.....	29	23-6	675	1,664	40.6
21. C.W. Post.....	29	15-14	694	1,710	40.6
22. Francis Marion.....	27	10-17	636	1,566	40.6

Rk. School	G	W-L	Opp FG	Opp FGA	Opp FG%
23. Presbyterian.....	29	18-11	664	1,630	40.7
24. Central Ark.....	31	23-8	717	1,757	40.8
25. Morehouse.....	29	16-13	689	1,688	40.8
26. Augusta St.....	30	19-11	634	1,553	40.8
27. Southern Ind.....	32	27-5	744	1,822	40.8
28. Montevallo.....	33	26-7	750	1,836	40.8
29. Clayton St.....	31	18-13	659	1,613	40.9
30. Valdosta St.....	27	18-9	572	1,396	41.0

Three-Point Field Goals Per Game

Rk. School	G	W-L	3FG	3PG
1. Oakland City.....	31	20-11	394	12.7
2. Mont. St.-Billings.....	27	19-8	336	12.4
3. Southwest Baptist.....	29	16-13	335	11.6
4. Indianapolis.....	29	19-10	310	10.7
5. Fort Lewis.....	28	22-6	287	10.3
6. Pfeiffer.....	32	27-5	324	10.1
7. Bentley.....	36	30-6	353	9.8
8. Columbus St.....	32	23-9	305	9.5
9. Bemidji St.....	29	17-12	272	9.4
10. Cal St. Chico.....	28	18-10	260	9.3
11. Lake Superior St.....	27	9-18	250	9.3
12. Central Okla.....	30	22-8	274	9.1
13. Minn. St. Mankato.....	32	24-8	287	9.0
14. Lees-McRae.....	29	9-20	260	9.0
15. Northwest Mo. St.....	30	19-11	268	8.9
16. Western Wash.....	29	22-7	258	8.9
17. Central Wash.....	27	11-16	240	8.9
18. BYU-Hawaii.....	25	16-9	222	8.9
19. Tusculum.....	29	18-11	255	8.8
20. Northwood.....	25	10-15	219	8.8
21. Colorado Mines.....	28	16-12	245	8.8
Hillsdale.....	28	15-13	245	8.8
23. St. Leo.....	29	13-16	252	8.7
24. St. Anselm.....	31	24-7	268	8.6
25. West Fla.....	27	12-15	233	8.6
26. Wheeling Jesuit.....	32	21-11	275	8.6
27. Northern St.....	31	21-10	264	8.5
28. Merrimack.....	29	14-15	246	8.5
29. Davis & Elkins.....	28	6-22	237	8.5
30. Coker.....	28	6-22	235	8.4

Three-Point Field-Goal Percentage

Minimum 5 made per game

Rk. School	G	W-L	3FG	3FGA	3FG%
1. Colo. Christian.....	28	19-9	220	493	44.6
2. Indianapolis.....	29	19-10	310	725	42.8
3. Metro St.....	33	29-4	218	513	42.5
4. Oakland City.....	31	20-11	394	931	42.3
5. BYU-Hawaii.....	25	16-9	222	526	42.2
6. Wayne St. (Neb.).....	27	11-16	206	496	41.5
7. Sonoma St.....	27	16-11	204	500	40.8
8. Rockhurst.....	29	10-19	199	488	40.8
9. South Dakota.....	33	27-6	276	680	40.6
10. Western Wash.....	29	22-7	258	637	40.5
11. Southwest Minn. St.....	30	11-19	227	561	40.5
12. West Virginia St.....	29	19-10	236	584	40.4
13. Grand Valley St.....	28	18-10	160	396	40.4
14. Bemidji St.....	29	17-12	272	675	40.3
15. Ferris St.....	31	24-7	258	644	40.1
16. Lake Superior St.....	27	9-18	250	625	40.0
17. Colorado Mines.....	28	16-12	245	614	39.9
18. Southern Ind.....	32	27-5	229	575	39.8
19. Hawaii-Hilo.....	29	25-4	168	422	39.8
20. Concordia-St. Paul.....	29	18-11	206	519	39.7
21. Alas. Fairbanks.....	30	21-9	193	488	39.5
22. Northern St.....	31	21-10	264	668	39.5
23. Pfeiffer.....	32	27-5	324	820	39.5
24. Johnson C. Smith.....	29	16-13	218	552	39.5
25. Fort Lewis.....	28	22-6	287	727	39.5
26. St. Anselm.....	31	24-7	268	680	39.4
27. West Ga.....	30	23-7	238	604	39.4
28. Pitt.-Johnstown.....	25	12-13	179	455	39.3

Rk. School	G	W-L	3FG	3FGA	3FG%
29. Minn. Duluth.....	28	12-16	191	486	39.3
30. Northwest Nazarene.....	27	17-10	187	479	39.0

Free-Throw Percentage

Rk. School	G	W-L	FT	FTA	FT%
1. St. Anselm.....	31	24-7	549	676	81.2
2. Metro St.....	33	29-4	627	794	79.0
3. Limestone.....	29	15-14	544	698	77.9
4. Bentley.....	36	30-6	614	788	77.9
5. Wayne St. (Neb.).....	27	11-16	517	667	77.5
6. Virginia Union.....	34	30-4	655	850	77.1
7. BYU-Hawaii.....	25	16-9	422	549	76.9
8. Southern Ind.....	32	27-5	530	691	76.7
9. Ferris St.....	31	24-7	432	565	76.5
10. Merrimack.....	29	14-15	408	534	76.4
11. Central Mo. St.....	31	24-7	676	885	76.4
12. Sonoma St.....	27	16-11	430	564	76.2
13. Seattle Pacific.....	29	20-9	463	608	76.2
14. Northwest Mo. St.....	30	19-11	445	585	76.1
15. Colo. Christian.....	28	19-9	462	611	75.6
16. Michigan Tech.....	28	18-10	316	418	75.6
17. Western Wash.....	29	22-7	572	757	75.6
18. Gannon.....	29	18-11	455	604	75.3
19. Cameron.....	27	15-12	413	550	75.1
20. Lees-McRae.....	29	9-20	457	609	75.0
21. West Liberty St.....	31	21-10	619	825	75.0
22. St. Michael's.....	27	7-20	344	460	74.8
23. Wayne St. (Mich.).....	32	20-12	473	635	74.5
24. Mont. St.-Billings.....	27	19-8	560	752	74.5
25. Slippery Rock.....	27	7-20	351	473	74.2
26. Northwest Nazarene.....	27	17-10	486	655	74.2
27. Barry.....	31	23-8	495	668	74.1
28. Philadelphia U.....	30	21-9	407	550	74.0
29. Pfeiffer.....	32	27-5	754	1,019	74.0
30. Glenville St.....	28	11-17	458	619	74.0

Rebound Margin

Rk. School	W-L	Opp. Reb.	Opp. Reb. Avg.	Opp. Reb. Avg.	Mar.	
1. Fla. Gulf Coast ...	24-7	1,285	41.5	969	31.3	10.2
2. Bowie St.....	26-5	1,417	45.7	1,119	36.1	9.6
3. Quincy.....	18-11	1,151	39.7	888	30.6	9.1
4. Washburn.....	24-8	1,297	40.5	1,022	31.9	8.6
5. Alderson-Broaddus.....	24-7	1,182	38.1	921	29.7	8.4
6. Salem Int'l.....	24-7	1,171	37.8	920	29.7	8.1

2005 Division II Team Game Highs

Points

Rk.	School	Opponent	Date	Pts.	Opp. Pts.
1.	West Liberty St.	Ohio-Eastern	11/15/2004	139	70
2.	Southwest Baptist	Ozark Christian	11/15/2004	138	44
3.	Tiffin	Penn St.-Beaver	12/18/2004	136	64
4.	Minn. St. Mankato	Crossroads	11/23/2004	132	32
5.	Pitt.-Johnstown	Mount Aloysius	2/21/2005	130	106
6.	West Va. Tech	Ohio St.-Marion	2/17/2005	128	83
7.	Oakland City	Temple Baptist	12/21/2004	126	40
	Wheeling Jesuit	Ohio St.-Newark	11/20/2004	126	43
	Cheyney	Allen	11/19/2004	126	89
10.	Central Wash.	St. Martin's	3/05/2005	125	109
	Southwest Baptist	Central Bible (Mo.)	12/13/2004	125	60
	Carson-Newman	Allen	11/27/2004	125	84

Field-Goal Percentage

Rk.	School	Opponent	Date	FGM	FGA	FG%
1.	Mount Olive	Concord	12/01/2004	48	67	71.6
2.	Northwest Nazarene	Western Wash.	3/05/2005	41	58	70.7
3.	Northwood	Marygrove	12/20/2004	43	61	70.5
4.	Grand Valley St.	Rochester College	11/23/2004	38	54	70.4
5.	Presbyterian	Allen	2/02/2005	30	43	69.8
6.	North Fla. Holy Family	UNC Pembroke	2/05/2005	32	46	69.6
		Caldwell	1/20/2005	32	46	69.6
8.	NYIT	Southampton	2/15/2005	45	65	69.2
	Wheeling Jesuit	Ohio St.-Newark	11/20/2004	45	65	69.2
10.	Erskine	North Greenville	1/08/2005	29	42	69.0

Three-Point Field Goals Made

Rk.	School	Opponent	Date	3FG
1.	Oakland City	Messenger	1/29/2005	24
	Southwest Baptist	Central Bible (Mo.)	12/13/2004	24
3.	Southwest Baptist	Ozark Christian	11/15/2004	23
4.	Northwood	Marygrove	12/20/2004	22
5.	Coker	Erskine	2/07/2005	20

Rk.	School	Opponent	Date	3FG
	Christian Bros.	Williams Baptist	1/06/2005	20
	Minn. Duluth	Northland	12/03/2004	20
	Northwest Mo. St.	Manhattan Chrst.	11/19/2004	20
9.	Mont. St.-Billings	Johnson & Wales (Colo.)	2/26/2005	19
	Ala.-Huntsville	West Ga.	2/19/2005	19
	Wheeling Jesuit	Ohio St.-Newark	11/20/2004	19

Three-Point Field-Goal Percentage

Minimum 10 made

Rk.	School	Opponent	Date	3FG	3FGA	3FG%
1.	Colo. Christian	Minn. Duluth	11/19/2004	10	11	90.9
2.	Erskine	North Greenville	1/08/2005	14	16	87.5
3.	Metro St.	South Dakota	3/15/2005	14	17	82.4
4.	Northern St.	Concordia-St. Paul	1/23/2005	11	14	78.6
5.	West Ga.	West Fla.	2/14/2005	17	22	77.3
6.	Mercy	Molloy	2/23/2005	12	16	75.0
7.	Northwood	Marygrove	12/20/2004	22	30	73.3
8.	Rockhurst	Lincoln (Mo.)	1/27/2005	13	18	72.2
9.	Ohio Valley	Charleston (W.V.)	2/12/2005	12	17	70.6
	Millersville	West Va. Wesleyan	12/11/2004	12	17	70.6

Free-Throw Percentage

Minimum 15 made

Rk.	School	Opponent	Date	FT	FTA	FT%
1.	Bowie St.	Johnson C. Smith	1/18/2005	19	19	100.0
	Phila. Sciences	Bloomfield	12/09/2004	19	19	100.0
3.	Central Mo. St.	Truman	2/05/2005	27	28	96.4
4.	Okla. Panhandle	Fort Hays St.	11/15/2004	26	27	96.3
5.	NJIT	Franklin Pierce	12/30/2004	25	26	96.2
6.	Phila. Sciences	Caldwell	2/22/2005	24	25	96.0
7.	Shippensburg	Lincoln Memorial	12/28/2004	20	21	95.2
8.	Bloomfield	Phila. Sciences	2/03/2005	19	20	95.0
	Emporia St.	Mo.-Rolla	1/29/2005	19	20	95.0
10.	Holy Family	Goldley-Beacom	1/13/2005	18	19	94.7

2005 Division III Individual Leaders

Points Per Game

Rk.	Name, School	Cl.	G	FGM	3FG	FT	Pts.	Avg.
1.	Tim Russell, Albertus Magnus	Sr.	25	292	74	161	819	32.8
2.	Nick Pelotte, Plymouth St.	Sr.	29	262	81	211	816	28.1
3.	Jeremy Coleman, Phila. Bible	Sr.	30	324	21	173	842	28.1
4.	Jarett Kearsse, Lincoln (Pa.)	Sr.	22	203	105	97	608	27.6
5.	Kyle Myrick, Lincoln (Pa.)	Jr.	27	280	19	132	711	26.3
6.	Michael Reich, Colorado Col.	Sr.	23	182	39	189	592	25.7
7.	Nick Thomas, Dubuque	So.	25	199	79	164	641	25.6
8.	Cedric Isom, East Tex. Baptist	Jr.	25	233	41	96	603	24.1
9.	Santo Provenzano, Hood	So.	25	206	5	179	596	23.8
10.	Chris Hendershot, FDU-Florham	Sr.	25	204	7	175	590	23.6
11.	Isaac Greer, Chestnut Hill	So.	27	229	61	97	616	22.8
12.	J.D. Byers, Lebanon Valley	Sr.	27	175	81	181	612	22.7
13.	Anthony Jones, Alma	So.	25	175	65	151	566	22.6
14.	Joe Zera, Geneseo St.	Sr.	26	191	55	145	582	22.4
15.	Tyler Rhoten, Trinity (Conn.)	Jr.	26	248	0	79	575	22.1
16.	Scott Bergman, Bluffton	Jr.	27	185	77	147	594	22.0
	Sidney Hooper, Sul Ross St.	Jr.	26	199	96	78	572	22.0
18.	Aaron Marshall, St. Lawrence	Sr.	22	205	0	70	480	21.8
19.	Roy Goldstein, Yeshiva	So.	24	184	63	88	519	21.6
20.	Dana Martin, Skidmore	Sr.	26	182	58	140	562	21.6
21.	Adam Turner, Bard	Jr.	26	220	44	76	560	21.5
22.	Lucas Olson-Patterson, Augsburg	Sr.	24	194	44	82	514	21.4
23.	Keith Eckhoff, Concordia-M'head	Jr.	25	162	67	142	533	21.3
24.	Kevin Christensen, Wis. Lutheran	Sr.	27	198	52	125	573	21.2
25.	Jonathan Pribble, Lycoming	Jr.	25	178	58	114	528	21.1
26.	Joemi Byrd, Clarke	Sr.	27	188	63	127	566	21.0
27.	Anthony Fitzgerald, Villa Julie	Jr.	28	268	0	50	586	20.9
28.	Amir Mazarezi, Redlands	So.	25	174	97	77	522	20.9
29.	Derick Grant, TCNJ	Sr.	26	176	74	115	541	20.8
30.	Ryan Hodges, Cal Lutheran	Sr.	23	187	0	104	478	20.8
31.	Mike Lee, Mary Washington	So.	26	174	100	89	537	20.7
32.	Tom Becker, Ripon	Sr.	25	187	37	105	516	20.6
	Quinton Spencer, Oberlin	So.	25	182	49	103	516	20.6
34.	Ricky Easterling, Bridgewater (Va.)	Sr.	26	190	15	137	532	20.5
35.	Jason Maclin, Knox	So.	23	150	53	116	469	20.4
36.	Andreas Pope, Plymouth St.	So.	28	224	0	122	570	20.4
37.	John McMahon, Rivier	So.	25	164	43	137	508	20.3
38.	Doug Espenson, Gust. Adolphus	Sr.	28	201	50	114	566	20.2
39.	Carlton Dean, Hiram	Sr.	25	196	25	85	502	20.1
40.	Larry Welton, Aurora	Fr.	28	220	23	99	562	20.1
41.	Thad Davis, Baldwin-Wallace	Sr.	29	218	0	144	580	20.0
	Mark Gabriel, Haverford	Sr.	26	187	6	140	520	20.0
	Matt Gustafson, Swarthmore	Sr.	22	159	30	92	440	20.0
44.	Tim Bonnett, Southern Vt.	Jr.	25	201	9	88	499	20.0
45.	Brian Horgan, King's (Pa.)	Sr.	30	197	83	120	597	19.9
46.	Keith Darden, Concordia-Austin	Sr.	25	181	46	86	494	19.8
47.	Josh Hinz, Beloit	Jr.	23	168	17	101	454	19.7
48.	Badou Gaye, Gwynedd-Mercy	Sr.	27	218	0	93	529	19.6
49.	Kyle Beste, Carleton	Sr.	27	202	3	121	528	19.6
50.	Ryan Cain, WPI	So.	28	159	56	173	547	19.5

Field-Goal Percentage

Minimum 5 made per game

Rk.	Name, School	Cl.	G	FGM	FGA	FG%
1.	Brandon King, Rowan	Sr.	26	141	196	71.9
2.	Ryan Hodges, Cal Lutheran	Sr.	23	187	273	68.5
3.	Philip Hawley, Randolph-Macon	So.	27	159	237	67.1
4.	Brice Assie, Western Conn. St.	Sr.	29	225	339	66.4
5.	Ifesinach Anosike, Salem St.	Sr.	29	148	225	65.8
6.	Robert Cates, Southwestern (Tex.)	Jr.	27	141	215	65.6
7.	Jajcen Harris, Lake Erie	So.	27	150	234	64.1
8.	Badou Gaye, Gwynedd-Mercy	Sr.	27	218	343	63.6
9.	Evan Arnold, Illinois Col.	Sr.	23	123	194	63.4
10.	Franklyn Beckford, Lake Forest	Jr.	24	120	190	63.2
11.	Nick Kane, Franklin	Jr.	28	216	343	63.0
12.	Joey Shimek, St. Thomas (Minn.)	Jr.	26	130	207	62.8
13.	Andreas Pope, Plymouth St.	So.	28	224	358	62.6
	Kyle Born, Whitman	So.	22	112	179	62.6
15.	Shane Sowden, Catholic	Jr.	30	176	282	62.4
16.	Phil Bushre, Grove City	Sr.	24	153	247	61.9
17.	Brandon Crawford, Albion	Jr.	29	168	272	61.8
18.	Dane Borchers, Wittenberg	Jr.	29	148	240	61.7
19.	Dan Hodgkinson, Denison	So.	25	157	255	61.6
20.	Drew Cohen, Colby	So.	17	109	178	61.2

Rk.	Name, School	Cl.	G	FGM	FGA	FG%
21.	Jeff Carpenter, Rivier	Fr.	21	106	174	60.9
22.	Kevin Boutillier, Plymouth St.	Jr.	29	146	240	60.8
23.	Travis Tension, McMurry	So.	24	172	283	60.8
24.	Devon Bruce, Union (N.Y.)	Sr.	29	161	265	60.8
25.	Tori Davis, Baldwin-Wallace	So.	29	202	333	60.7
26.	Bryan Jolly, Claremont-M.S.	Sr.	24	191	315	60.6
27.	Jon Konzelman, Baptist Bible (Pa.)	Jr.	28	155	256	60.5
28.	Aaron Marshall, St. Lawrence	Sr.	22	205	339	60.5
29.	Kevin Hunter, Roanoke	Sr.	26	154	255	60.4
30.	Brandon Mimes, John Carroll	So.	30	178	295	60.3

Three-Point Field Goals Per Game

Rk.	Name, School	Cl.	G	3FG	3PG
1.	Jarett Kearsse, Lincoln (Pa.)	Sr.	22	105	4.8
2.	Kyle Seyboth, Elms	Sr.	29	125	4.3
3.	Jon Young, Whitworth	So.	23	92	4.0
4.	Nate Francis, Baptist Bible (Pa.)	Sr.	28	111	4.0
5.	Amir Mazarezi, Redlands	So.	25	97	3.9
6.	Mike Lee, Mary Washington	So.	26	100	3.8
7.	Anthony Beaird, Monmouth (Ill.)	Jr.	22	84	3.8
8.	Carson Sofro, Redlands	Jr.	25	95	3.8
9.	Mark DeMonaco, Westminster (Pa.)	Jr.	26	98	3.8
10.	Adam Rich, Thomas	Jr.	26	97	3.7
11.	Sidney Hooper, Sul Ross St.	Jr.	26	96	3.7
12.	Craig Hannon, Westminster (Pa.)	Fr.	26	95	3.7
	Erik Jackson, Macalester	Sr.	26	95	3.7
14.	Jeff Hall, Emory	Jr.	25	91	3.6
15.	Ed Pagley, Westminster (Pa.)	Sr.	25	90	3.6
16.	Casey Meador, Louisiana Col.	Jr.	24	86	3.6
17.	Tony Barros, Mass.-Boston	So.	26	92	3.5
18.	Kyle Burke, TCNJ	Sr.	26	91	3.5
19.	Greg Cole, Western Conn. St.	Jr.	29	100	3.4
20.	Martin Salinas, Texas-Dallas	So.	25	86	3.4
21.	Mike McGarvey, Ursinus	Jr.	28	96	3.4
22.	James Mooney, Mt. St. Vincent	Jr.	27	92	3.4
23.	Craig Stewart, Marietta	So.	25	85	3.4
24.	Adam McCoy, Aurora	Sr.	28	95	3.4
25.	Tyrone Rucker, Rutgers-Camden	Sr.	21	71	3.4
26.	Ryan Rogan, Marywood	Sr.	26	86	3.3
27.	Michael Schmidt, Grinnell	Fr.	23	76	3.3
28.	Drew Moser, Redlands	Sr.	25	82	3.3
29.	Zach Ellis, Endicott	Jr.	28	89	3.2
30.	Nick Thomas, Dubuque	So.	25	79	3.2

Three-Point Field-Goal Percentage

Minimum 2.5 3-Pt. Field Goals made per game

Rk.	Name, School	Cl.	G	3FG	3FGA	3FG%
1.	John McAllen, Rivier	Fr.	26	68	135	50.4
2.	Bryan Schnettler, St. Thomas (Minn.)	So.	25	71	144	49.3
3.	Keith Eckhoff, Concordia-M'head	Jr.	25	67	137	48.9
4.	Matt Secrease, Hendrix	So.	22	62	128	48.4
5.	Erik Jackson, Macalester	Sr.	26	95	202	47.0
6.	Jeff Hall, Emory	Jr.	25	91	194	46.9
7.	Kyle Burke, TCNJ	Sr.	26	91	196	46.4
8.	Keelan Amelianovich, Ill. Wesleyan	Jr.	26	67	147	45.6
9.	Andy Draayer, Calvin	Jr.	34	102	224	45.5
10.	Nick Bennett, Wis.-Stevens Point	Sr.	32	88	194	45.4
11.	Jason Fisher, Millikin	Sr.	22	68	156	43.6
12.	Michael Venafra, DeSales	Sr.	28	77	177	43.5
13.	Matt McManus, New England	Jr.	25	78	180	43.3
	Neal Anderson, St. Thomas (Minn.)	Sr.	26	65	150	43.3
15.	Andy Bucheit, Wittenberg	Sr.	29	79	183	43.2
16.	Chris Fehrenbach, Wis.-La Crosse	Fr.	23	58	135	43.0
17.	James Russo, Goucher	So.	27	76	177	42.9
18.	Craig Hannon, Westminster (Pa.)	Fr.	26	95	222	42.8
19.	Jason Greenlee, La Verne	Jr.	25	72	169	42.6
20.	Zach Ellis, Endicott	Jr.	28	89	210	42.4
21.	Nate Francis, Baptist Bible (Pa.)	Sr.	28	111	262	42.4
22.	Scott Bergman, Bluffton	Jr.	27	77	182	42.3
23.	Bobby Brown, Emmanuel (Mass.)	Sr.	25	64	153	41.8
24.	Martin Salinas, Texas-Dallas	So.	25	86	206	41.7
25.	Chris DelBrocco, Gwynedd-Mercy	So.	28	72	173	41.6
26.	Chris Plante, Utica/Rome	So.	25	72	174	41.4
27.	Patrick McGowan, Colby	Sr.	22	57	138	41.3
28.	Kurt Oliver, Pacific Lutheran	So.	25	66	160	41.3
29.	J.P. Johnson, Austin	Sr.	23	69	168	41.1
30.	Sidney Hooper, Sul Ross St.	Jr.	26	96	234	41.0

Free-Throw Percentage

Minimum 2.5 made per game

Rk.	Name, School	Cl.	G	FT	FTA	FT%
1.	Hans Hoeg, Wis.-River Falls	So.	25	113	121	93.4
2.	Casey Meador, Louisiana Col.	Jr.	24	74	81	91.4
3.	Eric Dickenson, Oglethorpe	So.	24	143	157	91.1
4.	Kent Raymond, Wheaton (Ill.)	Fr.	26	98	108	90.7
5.	Adam Rich, Thomas	Jr.	26	70	78	89.7
6.	Nick Bennett, Wis.-Stevens Point	Sr.	32	110	123	89.4
7.	Dan Thomas, Pitt.-Bradford	So.	25	84	94	89.4
8.	Kevin Christensen, Wis. Lutheran	Sr.	27	125	140	89.3
9.	Greg Badenhop, Ohio Northern	So.	26	102	115	88.7
10.	Aubrey Shelton, Puget Sound	Sr.	26	94	106	88.7
11.	Ryan Jaziri, New England Col.	Fr.	26	88	100	88.0
12.	Mike McGarvey, Ursinus	Jr.	28	80	91	87.9
13.	Sean O'Brien, St. John Fisher	Jr.	29	116	132	87.9
14.	J.D. Byers, Lebanon Valley	Sr.	27	181	206	87.9
15.	Josh Burch, Maranatha Baptist	So.	25	71	81	87.7
16.	Brandon Bushey, York (Pa.)	Jr.	32	83	95	87.4
17.	Beau Wilson, Waynesburg	So.	26	102	117	87.2
18.	Mike Cameron, Buena Vista	Sr.	30	95	109	87.2
19.	Kamari Williams, Rhode Island Col.	So.	29	106	122	86.9
20.	Philip Heu-Weller, George Fox	So.	25	66	76	86.8
21.	Jason Maclin, Knox	So.	23	116	134	86.6
22.	David Sontag, Keene St.	So.	26	77	89	86.5
23.	Allen Reid, Salem St.	Sr.	29	119	138	86.2
24.	Ryan Cain, WPI	So.	28	173	201	86.1
25.	Tom Becker, Ripon	Sr.	25	105	122	86.1
26.	Brad Litchfield, Dickinson	Jr.	23	86	100	86.0
27.	Dan Archambault, Wis.-Eau Claire	Sr.	25	92	107	86.0
	Ryan Eller, Grove City	Sr.	25	92	107	86.0
29.	Mark Gabriel, Haverford	Sr.	26	140	163	85.9
30.	Gian Paul Gonzalez, Montclair St.	Jr.	25	175	204	85.8

Rebounds Per Game

Rk.	Name, School	Cl.	G	Reb.	Avg.
1.	Anthony Fitzgerald, Villa Julie	Jr.	28	369	13.2
2.	Jeremy Coleman, Phila. Bible	Sr.	30	391	13.0
3.	Ifesinachi Anosike, Salem St.	Sr.	29	371	12.8
4.	Tim Troy, Utica	Sr.	25	310	12.4
5.	Badou Gaye, Gwynedd-Mercy	Sr.	27	331	12.3
6.	Sekani Francis, Lehman	Fr.	27	327	12.1
7.	Seth Hauben, Rochester	Sr.	30	363	12.1
8.	John Smith, Staten Island	Sr.	29	346	11.9
9.	Isaac Rosefelt, St. Thomas (Minn.)	So.	26	306	11.8
10.	Shacun Malave, City Tech	Sr.	25	290	11.6
11.	Chris Braier, Lawrence	Jr.	26	298	11.5
12.	Thad Davis, Baldwin-Wallace	Sr.	29	331	11.4
13.	Jeff Carpenter, Rivier	Fr.	21	231	11.0
14.	Kenny McMillan, Farmingdale	Jr.	29	316	10.9
15.	Travis Tennison, McMurry	So.	24	261	10.9
16.	Kenny Lane, Mt. St. Mary (N.Y.)	Sr.	28	302	10.8
17.	Robert Mitchell, Mass. Liberal Arts	Sr.	25	267	10.7
18.	Onyie Onunaku, Shenandoah	So.	26	276	10.6
19.	Brandon Hall, Maine Maritime	Fr.	19	200	10.5
20.	Miles Taylor, Claremont-M-S	Jr.	25	260	10.4
21.	Sam Porter, Methodist	Sr.	28	291	10.4
22.	Larry Kearney, Eastern Nazarene	Sr.	23	239	10.4
23.	Aaron Marshall, St. Lawrence	Sr.	22	228	10.4
24.	Andreas Pope, Plymouth St.	So.	28	290	10.4
25.	Jim Bayne, Western New Eng.	Jr.	28	289	10.3
26.	Jason Soppe, Simpson	So.	24	245	10.2
27.	Reggie Stovell, Tufts	Sr.	26	265	10.2
28.	Justin Wansley, Randolph-Macon	Jr.	27	273	10.1
29.	Jason Sager, East. Mennonite	So.	25	252	10.1
	Jeff Stewart, Muhlenberg	So.	25	252	10.1

Assists Per Game

Rk.	Name, School	Cl.	G	Ast.	Avg.
1.	John Ancrum, Elms	So.	29	245	8.4
2.	Mike McGarvey, Ursinus	Jr.	28	212	7.6
3.	Kenny Wood, Villa Julie	Sr.	28	205	7.3
4.	Jake Green, Piedmont	Fr.	26	185	7.1
5.	Brian Adamczyk, Bridgewater St.	Sr.	26	180	6.9
6.	Keith Darden, Concordia-Austin	Sr.	25	170	6.8
7.	Blake Brookman, Chris. Newport	Sr.	26	175	6.7
8.	David Shepherd, Tufts	So.	26	174	6.7
9.	Kevin Christensen, Wis. Lutheran	Sr.	27	179	6.6
10.	Chris Alesi, Baruch	Sr.	25	161	6.4

Rk.	Name, School	Cl.	G	Ast.	Avg.
11.	Kenny Johnson, Ferrum	Fr.	26	164	6.3
	Jeff Mikos, Milwaukee Engr.	Jr.	26	164	6.3
13.	Donte Chisolm, Manhattanville	Fr.	28	175	6.3
14.	Tom Harrington, Baldwin-Wallace	Sr.	29	168	5.8
15.	Kyle Myrick, Lincoln (Pa.)	Jr.	27	156	5.8
16.	Sean Kelly, Wheaton (Mass.)	Jr.	30	172	5.7
17.	Johnny Elefterakis, Haverford	Jr.	26	149	5.7
18.	Bryan Williams, Whitworth	So.	24	134	5.6
19.	Adam Dauksas, Ill. Wesleyan	Jr.	26	145	5.6
20.	Dave Carter, Messiah	Sr.	26	142	5.5
	Anthony Smith, Nichols	Sr.	26	142	5.5
22.	Darnell Edmonds, Hood	So.	22	120	5.5
23.	Willy Vargas, Lehman	Fr.	27	147	5.4
24.	Sean Sweeney, St. Thomas (Minn.)	Jr.	26	141	5.4
25.	Reggie Richardson, Lake Erie	Jr.	27	146	5.4
26.	Mark DeMonaco, Westminster (Pa.)	Jr.	26	140	5.4
27.	Clay Sanders, Mount Union	Sr.	27	145	5.4
28.	Zach Ramey, Benedictine (Ill.)	Sr.	28	150	5.4
29.	Charles Hernandez, Mt. St. Vincent	Jr.	27	144	5.3
30.	Anthony Pizzo, Springfield	So.	29	153	5.3

Blocked Shots Per Game

Rk.	Name, School	Cl.	G	Blk.	Avg.
1.	Ifesinachi Anosike, Salem St.	Sr.	29	129	4.4
2.	Shacun Malave, City Tech	Sr.	25	105	4.2
3.	Scott Misiaszek, WPI	So.	28	87	3.1
4.	Badou Gaye, Gwynedd-Mercy	Sr.	27	82	3.0
5.	Sean Devins, Trinity (Tex.)	Sr.	32	97	3.0
6.	Kris Clarkson, Widener	Jr.	20	60	3.0
7.	Cheick Fadika, Baruch	So.	26	75	2.9
8.	Nick Kane, Franklin	Jr.	28	80	2.9
9.	Kerry Gibson, Wis.-Oshkosh	So.	27	77	2.9
10.	Drew Cohen, Colby	So.	17	48	2.8
11.	Brice Assie, Western Conn. St.	Sr.	29	77	2.7
12.	Darryl White, Lincoln (Pa.)	Fr.	27	71	2.6
13.	Mike Grunst, Washington-St. Louis	Jr.	24	63	2.6
14.	Devin Davis, New Jersey City	So.	28	72	2.6
15.	Jesse Gutekunst, Hood	Fr.	25	64	2.6
	Evan Walters, Wilkes	Jr.	25	64	2.6
17.	Onyie Onunaku, Shenandoah	So.	26	63	2.4
18.	Travis Jones, Bethel (Minn.)	Sr.	25	60	2.4
19.	Jesse Foote, Rochester Inst.	Sr.	28	67	2.4
	Jelani Simmons, Plattsburgh St.	Jr.	28	67	2.4
21.	Robert Espinosa, N.C. Wesleyan	Fr.	26	61	2.3
	Cole Riggan, McMurry	So.	26	61	2.3
23.	Jacob Nonemacher, Wis.-Stout	So.	24	56	2.3
24.	Josh Wilson, Mary Washington	So.	26	60	2.3
25.	Josef Woldense, Bard	Jr.	21	48	2.3
26.	Jeff Stewart, Muhlenberg	So.	25	56	2.2
27.	Jeremy Coleman, Phila. Bible	Sr.	30	67	2.2
28.	Brad Stigelman, Lebanon Valley	Sr.	27	60	2.2
29.	Tori Davis, Baldwin-Wallace	So.	29	64	2.2
30.	Thad Davis, Baldwin-Wallace	Sr.	29	60	2.1

Steals Per Game

Rk.	Name, School	Cl.	G	Stl.	Avg.
1.	Keith Darden, Concordia-Austin	Sr.	25	96	3.8
2.	Amin Wright, Ramapo	Sr.	29	110	3.8
3.	Jeff Mikos, Milwaukee Engr.	Jr.	26	88	3.4
4.	Kenny McMillan, Farmingdale	Jr.	29	98	3.4
5.	John McMahon, Rivier	So.	25	79	3.2
6.	Allen White, Huntingdon	Jr.	27	85	3.1
7.	Jeffery Jean-Baptiste, Brooklyn	Jr.	25	78	3.1
8.	Curtis Smith, Plattsburgh St.	Sr.	28	84	3.0
9.	Robert Williams, Lake Erie	So.	27	77	2.9
10.	Quameir Harding, Ramapo	Jr.	29	82	2.8
11.	Chris Martin, Elmhurst	Jr.	25	70	2.8
	Nick Thomas, Dubuque	So.	25	70	2.8
13.	Mike McGarvey, Ursinus	Jr.	28	78	2.8
14.	Robert Haney Jr., Gallaudet	Jr.	24	66	2.8
15.	Onyie Onunaku, Shenandoah	So.	26	71	2.7
16.	Jason Fulford, Brooklyn	Sr.	25	68	2.7
	James Godley, Thomas	Jr.	25	68	2.7
18.	Danny Del Valle, Kean	Jr.	28	76	2.7
19.	James Boddie, CCNY	So.	27	73	2.7
20.	Tom Becker, Ripon	Sr.	25	67	2.7
	Sam Wiener, Hamline	So.	25	67	2.7
22.	John Halas, Trinity (Conn.)	Sr.	26	69	2.7
	Brad Johnson, Ozarks (Ark.)	Jr.	26	69	2.7

Rk.	Name, School	Cl.	G	Stl.	Avg.
24.	David Carrero, Fontbonne	Sr.	22	58	2.6
25.	Sean Kelly, Wheaton (Mass.)	Jr.	30	79	2.6
26.	Isaac Greer, Chestnut Hill	So.	27	69	2.6
	Kyle Myrick, Lincoln (Pa.)	Jr.	27	69	2.6

Rk.	Name, School	Cl.	G	Stl.	Avg.
	Nate Watkins, Pitt.-Greensburg	Sr.	27	69	2.6
29.	Kenny Johnson, Ferrum	Fr.	26	66	2.5
30.	Lenny Hall, N.C. Wesleyan	Fr.	28	71	2.5

2005 Division III Individual Game Highs

Points

Rk.	Name, School	Cl.	Opponent	Date	Pts.
1.	Tim Russell, Albertus Magnus	Sr.	Mitchell	2/15/2005	64
2.	Ryan Hodges, Cal Lutheran	Sr.	Redlands	1/15/2005	63
3.	Nick Pelotte, Plymouth St.	Sr.	Western Conn. St.	2/26/2005	62
4.	Jarett Kearse, Lincoln (Pa.)	Sr.	Hood	2/12/2005	54
5.	Ryan Hodges, Cal Lutheran	Sr.	Redlands	2/09/2005	53
6.	Adam Rich, Thomas	Jr.	Me.-Presque Isle	1/30/2005	51
	Dan McClanahan, Cornell College	Sr.	Grinnell	11/23/2004	51
8.	Scott Bergman, Bluffton	Jr.	Anderson (Ind.)	1/22/2005	50
	Jared Kelly, Knox	Sr.	Grinnell	1/05/2005	50
10.	Pete Jennings, Illinois Col.	So.	Grinnell	2/12/2005	49

Field-Goal Percentage

Minimum 10 made

Rk.	Name, School	Cl.	Opponent	Date	FGM	FGA	FG%
1.	Henry Wimp, Lake Forest	Jr.	Grinnell	1/08/2005	12	12	100.0
	Kyle Born, Whitman	So.	Lewis & Clark	1/22/2005	11	11	100.0
	Habeeb Karrem, Ozarks (Ark.)	Fr.	Concordia-Austin	11/27/2004	11	11	100.0
	Mike Cameron, Buena Vista	Sr.	Dubuque	2/12/2005	10	10	100.0
	Elliott Linsley, Bates	Sr.	Mass.-Boston	11/27/2004	10	10	100.0
6.	Jake Beck, Capital	Sr.	Marietta	12/08/2004	16	17	94.1
	Richard Coombs, Chapman	Jr.	Redlands	12/08/2004	16	17	94.1

Three-Point Field Goals Made

Rk.	Name, School	Cl.	Opponent	Date	3FG
1.	Adam Rich, Thomas	Jr.	Me.-Presque Isle	1/30/2005	12
2.	Mike Lee, Mary Washington	So.	Virgin Islands	1/03/2005	11
3.	Jarett Kearse, Lincoln (Pa.)	Sr.	Hood	2/12/2005	10
	Erik Jackson, Macalester	Sr.	Carleton	2/07/2005	10
	Ryan Rogan, Marywood	Sr.	Neumann	1/19/2005	10
	Kyle Burke, TCNJ	Sr.	Lehman	12/30/2004	10
	Casey Stitzel, Widener	Sr.	Juniata	12/04/2004	10
8.	Nick Pelotte, Plymouth St.	Sr.	Western Conn. St.	2/22/2005	9
	Mike Evans, Hamilton	Sr.	Rensselaer	2/19/2005	9
	Nate Francis, Baptist Bible (Pa.)	Jr.	D'Youville	2/19/2005	9
	Sidney Hooper, Sul Ross St.	Jr.	Schreiner	2/19/2005	9
	Johnny Elefterakis, Haverford	Jr.	Ursinus	2/16/2005	9
	Jarett Kearse, Lincoln (Pa.)	Sr.	Hood	2/02/2005	9
	Brad Litchfield, Dickinson	Jr.	McDaniel	2/02/2005	9
	Kyle Seyboth, Elms	Sr.	Castleton St.	1/23/2005	9
	Bo Johnson, Ripon	So.	Knox	1/22/2005	9
	Ryan Rogan, Marywood	Sr.	Gwynedd-Mercy	1/22/2005	9
	Michael Schmidt, Grinnell	Fr.	St. Norbert	1/22/2005	9
	Keith Eckhoff, Concordia-Mhead	Jr.	St. Thomas (Minn.)	1/17/2005	9
	Kyle Seyboth, Elms	Sr.	Mass. Liberal Arts	1/13/2005	9
	Mark DeMonaco, Westminster (Pa.)	Jr.	Framingham St.	11/27/2004	9
	Anthony Beaird, Monmouth (Ill.)	Jr.	Aurora	11/24/2004	9
	Greg Cole, Western Conn. St.	Jr.	Albertus Magnus	11/23/2004	9

Three-Point Field-Goal Percentage

Minimum 7 made

Rk.	Name, School	Cl.	Opponent	Date	3FG	3FGA	3FG%
1.	Nate Schol, Baptist Bible (Pa.)	Sr.	Bard	1/25/2005	8	8	100.0
2.	Brandon Duncan, Bethany (W.V.)	So.	Thiel	2/24/2005	7	8	87.5

Rk.	Name, School	Cl.	Opponent	Date	3FG	3FGA	3FG%
	Joe Virgilio, Hobart	Jr.	St. Lawrence	2/12/2005	7	8	87.5
	Reggie Richardson, Lake Erie	Jr.	Penn St-Behrend	1/21/2005	7	8	87.5
	David Johnson, Capital	So.	Wilmington (Ohio)	1/19/2005	7	8	87.5
	Anthony Johnson, Concordia (Wis.)	Jr.	Lakeland	1/08/2005	7	8	87.5
	Mark DeMonaco, Westminster (Pa.)	Jr.	Penn St-Behrend	11/30/2004	7	8	87.5
8.	Ryan Rogan, Marywood	Sr.	Neumann	1/19/2005	10	12	83.3
9.	Dan Archambault, Wis.-Eau Claire	Sr.	Wis. Lutheran	1/31/2005	8	10	80.0
	Martin Salinas, Texas-Dallas	So.	Louisiana Col.	1/22/2005	8	10	80.0
	Jeff Ecker, Cornell College	Jr.	Franciscan	12/06/2004	8	10	80.0
	Ton Ton Balenga, Va. Wesleyan	Fr.	Chowan	11/23/2004	8	10	80.0

Free-Throw Percentage

Minimum 12 made

Rk.	Name, School	Cl.	Opponent	Date	FT	FTA	FT%
1.	Ryan Cain, WPI	So.	Worcester St.	11/20/2004	20	20	100.0
	Eric Dickenson, Oglethorpe	So.	Millsaps	12/04/2004	16	16	100.0
	Hans Hoeg, Wis.-River Falls	So.	Lakeland	11/19/2004	16	16	100.0
	Kevin Morris, Lycoming	Fr.	Arcadia	12/20/2004	15	15	100.0
	Sam Gioia, Hilbert	Sr.	Mt. Aloysius	2/19/2005	14	14	100.0
	Ryan Cain, WPI	So.	Springfield	1/15/2005	14	14	100.0
	Tom Becker, Ripon	Sr.	Simpson	12/22/2004	14	14	100.0
	Kevin Hunter, Roanoke	Sr.	Bridgewater (Va.)	12/07/2004	14	14	100.0
	Ryan Wieter, Concordia (Wis.)	Sr.	Webster	11/28/2004	14	14	100.0
	Dan Hodgkinson, Denison	So.	Wittenberg	12/11/2004	13	13	100.0
	Justin Bradley, Wooster	So.	Mount Union	11/27/2004	13	13	100.0
	Russ Churchwell, Oglethorpe	Sr.	LaGrange	11/20/2004	13	13	100.0
	Ryan Eller, Grove City	Sr.	Carnegie Mellon	11/19/2004	13	13	100.0
	Allen Reid, Salem St.	Sr.	Westfield St.	2/23/2005	12	12	100.0
	Jeremy Cross, Puget Sound	So.	Linfield	2/19/2005	12	12	100.0
	John Ancrum, Elms	So.	Becker	2/12/2005	12	12	100.0
	J.D. Byers, Lebanon Valley	Sr.	Elizabethtown	2/12/2005	12	12	100.0
	Reggie Stovell, Tufts	Sr.	Trinity (Conn.)	2/11/2005	12	12	100.0
	Maxwell Perez, Lasell	So.	Johnson St.	1/30/2005	12	12	100.0
	Brandon Zaleski, Moravian	Sr.	Susquehanna	1/29/2005	12	12	100.0
	Matt Finke, Transylvania	Jr.	Franklin	1/26/2005	12	12	100.0
	Florian Rexhepi, Brandeis	Fr.	New York U.	1/15/2005	12	12	100.0
	Buddy Leavitt, Husson	Fr.	Johnson St.	1/09/2005	12	12	100.0
	Seth Cooper, Edgewood	Sr.	Oneonta St.	1/07/2005	12	12	100.0
	Jeremy Grev, St. Scholastica	Sr.	North Central (Ill.)	11/30/2004	12	12	100.0
	Mike McGarvey, Ursinus	Jr.	Rhode Island Col.	11/20/2004	12	12	100.0
	Rami Almefty, Rhodes	Jr.	McMurry	11/19/2004	12	12	100.0

ReBounds

Rk.	Name, School	Cl.	Opponent	Date	Reb.
1.	Travis Tennon, McMurry	So.	Sul Ross St.	1/13/2005	24
	Anthony Fitzgerald, Villa Julie	Jr.	St. Mary's (Md.)	11/27/2004	24
3.	Ifesinachi Anosike, Salem St.	Sr.	Worcester St.	1/29/2005	23
	Tommy Stolhaner, Texas Lutheran	Sr.	Concordia-Austin	1/15/2005	23

Rk.	Name, School	Cl.	Opponent	Date	Reb.
	Isaac Rosefelt, St. Thomas (Minn.)	So.	Bethel (Minn.)	1/12/2005	23
6.	Todd Lewis, Willamette	So.	Pacific Lutheran	2/22/2005	22
	Seth Hauben, Rochester	Sr.	Case Reserve	1/28/2005	22
	Adam Miller, Clark (Mass.)	Sr.	Fitchburg St.	12/09/2004	22
9.	Isaac Rosefelt, St. Thomas (Minn.)	So.	Bethel (Minn.)	2/09/2005	21
	Ilesinachi Anosike, Salem St.	Sr.	Fitchburg St.	2/05/2005	21
	Anthony Fitzgerald, Villa Julie	Jr.	D'Youville	1/12/2005	21

Assists

Rk.	Name, School	Cl.	Opponent	Date	Ast.
1.	Brad Wehner, Lake Forest	So.	Grinnell	1/08/2005	18
2.	John Ancrum, Elms	So.	Mount Ida	2/09/2005	16
3.	John Ancrum, Elms	So.	Husson	2/18/2005	15
	John Ancrum, Elms	So.	Mount Ida	1/15/2005	15
	Kevin Christensen, Wis. Lutheran	Sr.	Ind.-Northwest	11/20/2004	15
6.	C.J. Johnson, Defiance	Fr.	Anderson (Ind.)	2/09/2005	14
	Keith Darden, Concordia-Austin	Sr.	Howard Payne	2/05/2005	14
	Reggie Richardson, Lake Erie	Jr.	Penn St.-Altoona	1/15/2005	14
	John Ancrum, Elms	So.	Albertus Magnus	1/05/2005	14
	Kamari Williams, Rhode Island Col.	So.	Ursinus	11/20/2004	14

Blocked Shots

Rk.	Name, School	Cl.	Opponent	Date	Blk.
1.	Ilesinachi Anosike, Salem St.	Sr.	Westfield St.	2/08/2005	11
	Scott Misiaszek, WPI	So.	Wheaton (Mass.)	1/22/2005	11
3.	Mike Grunst, Washington-St. Louis	Jr.	Wittenberg	11/20/2004	10
4.	Ilesinachi Anosike, Salem St.	Sr.	Worcester St.	2/19/2005	9

Rk.	Name, School	Cl.	Opponent	Date	Blk.
	Mike Grunst, Washington-St. Louis	Jr.	Brandeis	1/28/2005	9
	Drew Cohen, Colby	So.	Widener	11/20/2004	9
7.	Scott Chamberlain, Mount Ida	Jr.	Castleton St.	1/30/2005	8
	Ilesinachi Anosike, Salem St.	Sr.	Westfield St.	1/18/2005	8
	Sean Devins, Trinity (Tex.)	Sr.	DePauw	1/14/2005	8
	Ilesinachi Anosike, Salem St.	Sr.	Newbury	12/07/2004	8
	Nick Kane, Franklin	Jr.	Tri-State	12/07/2004	8
	Ilesinachi Anosike, Salem St.	Sr.	Tufts	11/28/2004	8
	Evan Walters, Wilkes	Jr.	Lincoln (Pa.)	11/23/2004	8

Steals

Rk.	Name, School	Cl.	Opponent	Date	Stl.
1.	Nate Watkins, Pitt.-Greensburg	Sr.	Hilbert	1/15/2005	11
	Robert Haney Jr., Gallaudet	Jr.	Mary Washington	11/23/2004	11
3.	Mark Washington, New Jersey City	Jr.	Wm. Paterson	2/12/2005	10
4.	Amin Wright, Ramapo	Sr.	Phila. Bible	2/14/2005	9
	James Godley, Thomas	Jr.	Lasell	1/22/2005	9
	Jeff Mikos, Milwaukee Engr.	Jr.	Maranatha Baptist	1/13/2005	9
	Amin Wright, Ramapo	Sr.	Rutgers-Camden	12/04/2004	9
8.	Reynald Peete, Eureka	Jr.	Edgewood	12/29/2004	8
	Kris Clarkson, Widener	Jr.	Junjata	1/29/2005	8
	Brandon Miller, Earlham	Jr.	Wabash	1/19/2005	8
	Nick Thomas, Dubuque	So.	Simpson	1/19/2005	8
	Jeff Nero, Waynesburg	So.	Wash. & Jeff.	1/15/2005	8
	Keith Darden, Concordia-Austin	Sr.	LeTourneau	1/08/2005	8
	Ryan Garland, Southern Me.	Sr.	Husson	1/02/2005	8
	Allen White, Huntingdon	Jr.	Oglethorpe	12/15/2004	8
	Allen White, Huntingdon	Jr.	Rhodes	12/12/2004	8
	Justin Bryant, Mount Ida	Fr.	Maine Maritime	12/04/2004	8
	Quameir Harding, Ramapo	Jr.	Kean	12/01/2004	8
	Keith Darden, Concordia-Austin	Sr.	Austin	11/29/2004	8

2005 Division III Team Leaders

Won-Lost Percentage

Rk.	School	W	L	Pct.
1.	St. John Fisher	28	1	96.6
2.	Amherst	26	2	92.9
3.	Wis.-Stevens Point	29	3	90.6
4.	Wooster	27	3	90.0
5.	York (Pa.)	28	4	87.5
6.	Potsdam St.	27	4	87.1
7.	Albion	26	4	86.7
	Buena Vista	26	4	86.7
9.	Wittenberg	25	4	86.2
	Salem St.	25	4	86.2
11.	WPI	24	4	85.7
	Bethany (W.V.)	24	4	85.7
13.	Puget Sound	22	4	84.6
14.	Rochester	25	5	83.3
15.	Western Conn. St.	24	5	82.8
	Mississippi Col.	24	5	82.8
	Ramapo	24	5	82.8
18.	Warburg	23	5	82.1
	Aurora	23	5	82.1
	Gwynedd-Mercy	23	5	82.1
21.	Ill. Wesleyan	21	5	80.8
22.	Hanover	25	6	80.6
	Oswego St.	25	6	80.6
24.	Va. Wesleyan	24	6	80.0
	King's (Pa.)	24	6	80.0
	John Carroll	24	6	80.0
27.	Calvin	27	7	79.4
28.	City Tech	22	6	78.6
	Endicott	22	6	78.6
	Gust. Adolphus	22	6	78.6

Scoring Offense

Rk.	School	G	W-L	Pts.	Avg.
1.	Redlands	25	14-11	3,310	132.4
2.	Grinnell	23	8-15	2,504	108.9
3.	Westminster (Pa.)	26	15-11	2,826	108.7

Rk.	School	G	W-L	Pts.	Avg.
4.	Marietta	25	3-22	2,461	98.4
5.	MacMurray	25	9-16	2,418	96.7
6.	Puget Sound	26	22-4	2,426	93.3
7.	Plymouth St.	29	19-10	2,596	89.5
8.	Bethany (W.V.)	28	24-4	2,482	88.6
9.	La Verne	25	15-10	2,187	87.5
10.	Lincoln (Pa.)	27	20-7	2,346	86.9
11.	Ramapo	29	24-5	2,513	86.7
12.	Concordia-Austin	25	6-19	2,150	86.0
13.	Western Conn. St.	29	24-5	2,491	85.9
14.	Brockport St.	28	18-10	2,385	85.2
15.	Piedmont	26	10-16	2,207	84.9
16.	Sul Ross St.	26	19-7	2,163	83.2
17.	Aurora	28	23-5	2,326	83.1
18.	Mass.-Boston	26	8-18	2,158	83.0
19.	Maryville (Tenn.)	29	22-7	2,394	82.6
20.	John Carroll	30	24-6	2,468	82.3
21.	Rhode Island Col.	29	20-9	2,378	82.0
22.	Baptist Bible (Pa.)	28	21-7	2,292	81.9
23.	Carnegie Mellon	26	19-7	2,127	81.8
24.	Wooster	30	27-3	2,452	81.7
25.	Tufts	26	16-10	2,124	81.7
26.	Salem St.	29	25-4	2,360	81.4
27.	Pitt.-Greensburg	27	17-10	2,195	81.3
28.	McMurry	26	17-9	2,113	81.3
29.	Otterbein	26	17-9	2,105	81.0
30.	Baldwin-Wallace	29	20-9	2,343	80.8

Scoring Defense

Rk.	School	G	W-L	Opp Pts.	Opp Avg.
1.	Wittenberg	29	25-4	1,613	55.6
2.	Wis.-Stevens Point	32	29-3	1,794	56.1
3.	Wis.-Platteville	26	19-7	1,522	58.5
4.	Wm. Paterson	25	15-10	1,466	58.6
5.	Rutgers-Newark	29	18-11	1,717	59.2
6.	Penn St.-Behrend	27	19-8	1,606	59.5
7.	Trinity (Tex.)	32	25-7	1,905	59.5
8.	St. John Fisher	29	28-1	1,736	59.9

Rk.	School	G	W-L	Opp Pts.	Opp Avg.
9.	Hanover	31	25-6	1,869	60.3
10.	Rochester	30	25-5	1,813	60.4
11.	Pomona-Pitzer	26	17-9	1,574	60.5
12.	Yeshiva	25	14-11	1,524	61.0
13.	John Jay	26	7-19	1,586	61.0
14.	Salve Regina	25	16-9	1,534	61.4
15.	Rose-Hulman	26	12-14	1,596	61.4
16.	Texas Lutheran	25	13-12	1,544	61.8
17.	Centre	27	20-7	1,675	62.0
18.	Western New Eng.	28	18-10	1,741	62.2
19.	Scranton	27	20-7	1,679	62.2
20.	Norwich	28	21-7	1,743	62.3
21.	Mississippi Col.	29	24-5	1,812	62.5
22.	Gust. Adolphus	28	22-6	1,753	62.6
23.	Merchant Marine	27	16-11	1,693	62.7
	Wis.-Oshkosh	27	19-8	1,693	62.7
25.	Wabash	27	14-13	1,695	62.8
26.	Messiah	26	20-6	1,633	62.8
27.	Lebanon Valley	27	20-7	1,697	62.9
28.	Potsdam St.	31	27-4	1,950	62.9
29.	Chapman	25	18-7	1,576	63.0
30.	Colby-Sawyer	28	21-7	1,766	63.1

Scoring Margin

Rk.	School	W-L	Pts.	Avg.	Opp Pts.	Opp Avg.	Pt. Mar.
1.	Wittenberg	25-4	2,151	74.2	1,613	55.6	18.6
2.	St. John Fisher	28-1	2,247	77.5	1,736	59.9	17.6
3.	Wooster	27-3	2,452	81.7	1,927	64.2	17.5
4.	Wis.-Stevens Point	29-3	2,343	73.2	1,794	56.1	17.2
5.	Baptist Bible (Pa.)	21-7	2,292	81.9	1,816	64.9	17.0
6.	Amherst	26-2	2,231	79.7	1,767	63.1	16.6
7.	Puget Sound	22-4	2,426	93.3	2,076	79.8	13.5
8.	Bethany (W.V.)	24-4	2,482	88.6	2,119	75.7	13.0
9.	Calvin	27-7	2,709	79.7	2,274	66.9	12.8
10.	New York U.	16-102	036	78.3	1,707	65.7	12.7

Rk.	School	W-L	Pts.	Avg.	Opp. Pts.	Opp. Avg.	Pt. Mar.
11.	Va. Wesleyan	24-6	2,391	79.7	2,018	67.3	12.4
12.	Ramapo	24-5	2,513	86.7	2,153	74.2	12.4
13.	York (Pa.)	28-4	2,569	80.3	2,182	68.2	12.1
14.	Ill. Wesleyan	21-5	2,012	77.4	1,699	65.3	12.0
15.	Aurora	23-5	2,326	83.1	1,991	71.1	12.0
16.	Maryville (Tenn.)	22-7	2,394	82.6	2,049	70.7	11.9
17.	Trinity (Tex.)	25-7	2,284	71.4	1,905	59.5	11.8
18.	Buena Vista	26-4	2,341	78.0	1,986	66.2	11.8
19.	Potsdam St.	27-4	2,314	74.6	1,950	62.9	11.7
20.	Western Conn. St.	24-5	2,491	85.9	2,153	74.2	11.7
21.	Frank. & Marsh.	23-7	2,414	80.5	2,074	69.1	11.3
22.	Chapman	18-7	1,857	74.3	1,576	63.0	11.2
23.	WPI	24-4	2,201	78.6	1,888	67.4	11.2
24.	Mississippi Col.	24-5	2,128	73.4	1,812	62.5	10.9
25.	Salem St.	25-4	2,360	81.4	2,049	70.7	10.7
26.	Colby-Sawyer	21-7	2,066	73.8	1,766	63.1	10.7
27.	Endicott	22-6	2,095	74.8	1,798	64.2	10.6
28.	Norwich	21-7	2,037	72.8	1,743	62.3	10.5
29.	Lincoln (Pa.)	20-7	2,346	86.9	2,067	76.6	10.3
30.	Wm. Paterson	15-10	1,724	69.0	1,466	58.6	10.3

Field-Goal Percentage

Rk.	School	G	W-L	FGM	FGA	FG%
1.	Cal Lutheran	24	15-9	659	1,251	52.7
2.	Wooster	30	27-3	877	1,667	52.6
3.	Concordia-M'head	25	13-12	657	1,249	52.6
4.	North Central (Ill.)	25	15-10	676	1,286	52.6
5.	Baptist Bible (Pa.)	28	21-7	832	1,585	52.5
6.	Occidental	24	16-8	678	1,322	51.3
7.	Ill. Wesleyan	26	21-5	709	1,391	51.0
8.	Bethany (W.V.)	28	24-4	897	1,761	50.9
9.	Baldwin-Wallace	29	20-9	852	1,679	50.7
10.	Wis.-Stevens Point	32	29-3	827	1,635	50.6
11.	Plymouth St.	29	19-10	939	1,861	50.5
12.	Ripon	25	18-7	728	1,447	50.3
13.	Otterbein	26	17-9	793	1,579	50.2
14.	Franklin	28	18-10	760	1,515	50.2
15.	Albion	30	26-4	845	1,693	49.9
16.	Claremont-MS	25	14-11	691	1,390	49.7
17.	Frank. & Marsh.	30	23-7	869	1,749	49.7
18.	Wheaton (Ill.)	26	20-6	734	1,478	49.7
19.	Lake Forest	24	14-10	557	1,124	49.6
20.	Chapman	25	18-7	677	1,373	49.3
21.	St. Thomas (Minn.)	26	17-9	731	1,491	49.0
22.	DeSales	28	20-8	784	1,601	49.0
23.	Denison	25	13-12	637	1,304	48.8
24.	Gust. Adolphus	28	22-6	712	1,458	48.8
25.	Grove City	25	13-12	640	1,311	48.8
26.	Amherst	28	26-2	803	1,647	48.8
27.	Randolph-Macon	27	17-10	741	1,520	48.8
28.	Buena Vista	30	26-4	834	1,714	48.7
29.	New York U.	26	16-10	790	1,624	48.6
30.	Wartburg	28	23-5	727	1,496	48.6

Field-Goal Percentage Defense

Rk.	School	G	W-L	Opp. FG	Opp. FGA	Opp. FG%
1.	Lebanon Valley	27	20-7	576	1,595	36.1
2.	St. John Fisher	29	28-1	614	1,698	36.2
3.	Huntingdon	27	17-10	573	1,550	37.0
4.	Wm. Paterson	25	15-10	449	1,210	37.1
5.	Wittenberg	29	25-4	572	1,537	37.2
6.	Gwynedd-Mercy	28	23-5	676	1,806	37.4
7.	Wis.-Stevens Point	32	29-3	607	1,620	37.5
8.	Trinity (Tex.)	32	25-7	654	1,744	37.5
9.	Wooster	30	27-3	661	1,746	37.9
10.	Framingham St.	25	15-10	589	1,546	38.1
11.	Rowan	27	16-11	617	1,604	38.5
12.	Rutgers-Newark	29	18-11	612	1,591	38.5
13.	Occidental	24	16-8	543	1,408	38.6
14.	Me.-Farmington	25	15-10	619	1,603	38.6
15.	Baruch	26	17-9	660	1,708	38.6
16.	Pomona-Pitzer	26	17-9	557	1,435	38.8
17.	Mercant Marine	27	16-11	591	1,521	38.9

Rk.	School	G	W-L	Opp. FG	Opp. FGA	Opp. FG%
18.	Johnson & Wales (R.I.)	26	15-11	582	1,496	38.9
19.	Buena Vista	30	26-4	682	1,752	38.9
20.	Lehman	27	20-7	639	1,634	39.1
21.	Salem St.	29	25-4	761	1,944	39.1
22.	Western New Eng.	28	18-10	618	1,577	39.2
23.	Rochester Inst.	28	19-9	656	1,671	39.3
24.	Norwich	28	21-7	623	1,585	39.3
25.	Calvin	34	27-7	813	2,068	39.3
26.	Elms	29	20-9	738	1,877	39.3
27.	Worcester St.	24	14-10	572	1,454	39.3
28.	New York U.	26	16-10	569	1,444	39.4
29.	Yeshiva	25	14-11	532	1,345	39.6
30.	Endicott	28	22-6	622	1,572	39.6

Three-Point Field Goals Per Game

Rk.	School	G	W-L	3FG	3PG
1.	Redlands	25	14-11	595	23.8
2.	Westminster (Pa.)	26	15-11	487	18.7
3.	Grinnell	23	8-15	395	17.2
4.	Marietta	25	3-22	358	14.3
5.	MacMurray	25	9-16	297	11.9
6.	Bethel (Minn.)	27	19-8	285	10.6
7.	Lewis & Clark	24	11-13	251	10.5
8.	Mary Washington	26	17-9	248	9.5
9.	Transylvania	26	20-6	245	9.4
10.	Coe	27	14-13	254	9.4
11.	LeTourneau	25	5-20	230	9.2
12.	Mass. Liberal Arts	25	8-17	227	9.1
13.	Puget Sound	26	22-4	235	9.0
14.	Utica/Rome	25	8-17	224	9.0
15.	Union (N.Y.)	29	17-12	258	8.9
16.	DeSales	28	20-8	245	8.8
17.	Louisiana Col.	24	10-14	210	8.8
18.	Calvin	34	27-7	297	8.7
19.	St. Norbert	23	8-15	198	8.6
20.	Gordon	26	15-11	222	8.5
21.	Oberlin	25	3-22	213	8.5
22.	Dickinson	25	8-17	212	8.5
23.	Knox	23	12-11	195	8.5
24.	Bethany (W.V.)	28	24-4	236	8.4
25.	Westminster (Mo.)	25	8-17	210	8.4
26.	Macalester	26	11-15	217	8.3
27.	Whitworth	24	13-11	200	8.3
28.	Rochester Inst.	28	19-9	233	8.3
29.	Keene St.	26	15-11	216	8.3
30.	Ohio Wesleyan	26	12-14	216	8.3

Three-Point Field-Goal Percentage

Rk.	School	G	W-L	3FG	3FGA	3FG%
1.	Concordia-M'head	25	13-12	140	322	43.5
2.	Ill. Wesleyan	26	21-5	175	403	43.4
3.	Emory	25	15-10	200	462	43.3
4.	Gust. Adolphus	28	22-6	183	432	42.4
5.	Wis.-Stevens Point	32	29-3	232	553	42.0
6.	Wooster	30	27-3	237	565	41.9
7.	Calvin	34	27-7	297	714	41.6
8.	St. Thomas (Minn.)	26	17-9	206	496	41.5
9.	Va. Wesleyan	30	24-6	239	577	41.4
10.	Coe	27	14-13	254	615	41.3
11.	DeSales	28	20-8	245	597	41.0
12.	George Fox	25	18-7	151	368	41.0
13.	Wheaton (Ill.)	26	20-6	203	495	41.0
14.	St. John Fisher	29	28-1	208	508	40.9
15.	Baptist Bible (Pa.)	28	21-7	161	396	40.7
16.	York (Pa.)	32	28-4	205	507	40.4
17.	Lebanon Valley	27	20-7	141	350	40.3
18.	Wittenberg	29	25-4	226	561	40.3
19.	Augustana (Ill.)	25	17-8	134	334	40.1
20.	Piedmont	26	10-16	186	464	40.1
21.	North Central (Ill.)	25	15-10	131	328	39.9
22.	Bethany (W.V.)	28	24-4	236	591	39.9
23.	TCNJ	26	17-9	201	504	39.9
24.	Manchester	26	14-12	207	520	39.8
25.	Bridgewater (Va.)	26	17-9	137	345	39.7

Rk.	School	G	W-L	3FG	3FGA	3FG%
26.	Union (N.Y.)	29	17-12	258	653	39.5
27.	Kalamazoo	25	7-18	168	426	39.4
28.	Lake Forest	24	14-10	164	418	39.2
29.	Trinity (Tex.)	32	25-7	231	590	39.2
30.	Millikin	25	12-13	171	438	39.0

Free-Throw Percentage

Rk.	School	G	W-L	FT	FTA	FT%
1.	Louisiana Col.	24	10-14	358	455	78.7
2.	Coe	27	14-13	351	452	77.7
3.	Haverford	26	14-12	381	494	77.1
4.	Transylvania	26	20-6	367	476	77.1
5.	Loras	26	18-8	425	552	77.0
6.	Wis.-Oshkosh	27	19-8	447	581	76.9
7.	Wis.-Stevens Point	32	29-3	457	595	76.8
8.	Wis.-River Falls	25	8-17	285	374	76.2
9.	Augustana (Ill.)	25	17-8	372	490	75.9
10.	Dubuque	25	11-14	389	513	75.8
11.	Wheaton (Ill.)	26	20-6	422	557	75.8
12.	WPI	28	24-4	543	718	75.6
13.	Muskingum	27	17-10	399	530	75.3
14.	Marywood	26	11-15	404	537	75.2
15.	Maranatha Baptist	25	5-20	294	392	75.0
16.	Denison	25	13-12	469	626	74.9
17.	Endicott	28	22-6	355	474	74.9
18.	Penn St.-Altoona	25	9-16	352	470	74.9
19.	Brandeis	25	14-11	340	454	74.9
20.	Oglethorpe	26	13-13	443	592	74.8
21.	Concordia-M'head	25	13-12	435	582	74.7
22.	St. Scholastica	28	12-16	399	534	74.7
23.	Clarke	27	20-7	480	643	74.7
24.	Juniata	25	9-16	368	493	74.6
25.	Union (N.Y.)	29	17-12	341	457	74.6
26.	Geneseo St.	26	12-14	361	484	74.6
27.	Rhode Island Col.	29	20-9	534	718	74.4
28.	Colorado Col.	25	9-16	322	433	74.4
29.	Ursinus	28	18-10	385	518	74.3
30.	Cal Lutheran	24	15-9	396	533	74.3

Rebound Margin

Rk.	School	W-L	Reb.	Avg. Reb.	Opp. Avg. Reb.	Mar.	
1.	Norwich	21-7	1,263	45.1	914	32.6	12.5
2.	Wittenberg	25-4	1,145	39.5	820	28.3	11.2
3.	Wooster	27-3	1,191	39.7	873	29.1	10.6
4.	Clark (Mass.)	11-15	1,042	40.1	788	30.3	9.8
5.	Utica	13-13	1,060	40.8	820	31.5	9.2
6.	Huntingdon	1					

2005 Division III Team Game Highs

Points

Rk.	School	Opponent	Date	Pts.	Opp. Pts.
1.	Redlands	La Sierra	1/06/2005	172	107
2.	Redlands	Robert Morris-S'fiel	1/05/2005	160	104
3.	Redlands	Caltech	1/29/2005	155	107
4.	Redlands	Pitt.-Greensburg	12/18/2004	154	142
5.	Redlands	Cal Baptist	12/10/2004	153	181
6.	Redlands	Loras	12/03/2004	151	147
7.	Redlands	West Coast Chrst.	11/20/2004	150	121
8.	Redlands	Whitman	12/02/2004	148	123
9.	Loras	Redlands	12/03/2004	147	151
10.	Redlands	Fresno Pacific	11/10/2004	145	140

Field-Goal Percentage

Rk.	School	Opponent	Date	FGM	FGA	FG%
1.	Knox	Grinnell	1/05/2005	40	47	85.1
2.	Lake Forest	Grinnell	1/08/2005	43	52	82.7
3.	Cal Lutheran	Redlands	1/15/2005	57	69	82.6
4.	Rivier	Newbury	12/11/2004	31	42	73.8
5.	Occidental	Redlands	1/19/2005	56	76	73.7
6.	La Verne	Redlands	1/22/2005	56	77	72.7
	Wooster	Westminster (Pa.)	12/20/2004	48	66	72.7
8.	Carroll (Wis.)	Grinnell	1/28/2005	54	75	72.0
9.	Chapman	Redlands	12/08/2004	50	70	71.4
10.	Salem St.	Fitchburg St.	2/05/2005	37	52	71.2

Three-Point Field Goals Made

Rk.	School	Opponent	Date	3FG
1.	Redlands	La Sierra	1/06/2005	35
	Redlands	Robert Morris-S'fiel	1/05/2005	35
3.	Redlands	Whitman	12/02/2004	31
4.	Grinnell	Warburg	11/27/2004	29
5.	Redlands	Fresno Pacific	11/10/2004	28
6.	Redlands	Whittier	2/02/2005	27
	Redlands	Caltech	1/29/2005	27

Rk.	School	Opponent	Date	3FG
	Westminster (Pa.)	Thiel	1/19/2005	27
9.	Westminster (Pa.)	Waynesburg	2/19/2005	26
10.	Redlands	La Verne	1/22/2005	25
	Redlands	Occidental	1/19/2005	25
	Redlands	Cal St. East Bay	12/04/2004	25
	Redlands	West Coast Chrst.	11/20/2004	25

Three-Point Field-Goal Percentage

Minimum 10 made

Rk.	School	Opponent	Date	3FG	3FGA	3FG%
1.	George Fox	Whitworth	1/08/2005	12	13	92.3
2.	Baptist Bible (Pa.)	Bard	1/25/2005	11	13	84.6
3.	Thomas	Rivier	11/29/2004	12	15	80.0
	Wis.-River Falls	Lakeland	11/19/2004	12	15	80.0
5.	St. Mary's (Md.)	Wesley	11/19/2004	15	19	78.9
6.	Lake Erie	Hilbert	1/29/2005	10	13	76.9
7.	Baptist Bible (Pa.)	D'Youville	2/19/2005	12	16	75.0
	Gust. Adolphus	Concordia-M'head	12/04/2004	12	16	75.0
	Wittenberg	Whittier	11/19/2004	12	16	75.0
10.	Milwaukee Engr.	Wis. Lutheran	1/29/2005	11	15	73.3
	Wis.-Stevens Point	Marian (Wis.)	1/06/2005	11	15	73.3

Free-Throw Percentage

Minimum 15 made

Rk.	School	Opponent	Date	FT	FTA	FT%
1.	Elmhurst	North Central (Ill.)	1/19/2005	24	24	100.0
	Dubuque	Cornell College	1/23/2005	18	18	100.0
	Linfield	Willamette	1/14/2005	18	18	100.0
	Waynesburg	Hood	1/10/2005	17	17	100.0
	Wis.-Stevens Point	Wis.-Oshkosh	1/18/2005	16	16	100.0
	Concordia (Wis.)	Webster	11/28/2004	16	16	100.0
	Penn St.-Behrend	Case Reserve	11/19/2004	16	16	100.0
	Warburg	Dubuque	2/03/2005	15	15	100.0
	Mass.-Boston	Rhode Island Col.	1/08/2005	15	15	100.0
10.	Wittenberg	Wabash	2/25/2005	21	22	95.5
	Edgewood	Oneonta St.	1/07/2005	21	22	95.5

Photo by Brett Wilhelm/NCAA Photos



Attendance Records

Cumulative Summary	234
Division I Championship Tournament.....	234
Conferences	234
Leading Teams	235
Annual Attendance	238
Division I Attendance Records	241
Division II Attendance Records	242
Division III Attendance Records	242



Attendance

2005 Attendance Summary

(For All NCAA Varsity Teams)

	Total Teams	Games or Sessions	2005 Attendance	Avg.	Change in Total	Change in Avg.
Home Attendance, NCAA Div. I.....	*326	*4,531	*23,084,594	5,095	31,648	-59
NCAA Championship Tournament.....		*35	689,317	19,695	-27,582	-788
Other Div. I Neutral-Site Attendance.....		190	*1,592,406	8,381	-186,217	-1,181
NCAA DIVISION I TOTALS.....	*326	*4,756	*25,366,317	5,334	-182,151	-109
Home Attendance, NCAA Division II.....	^268	3,576	3,054,549	854	-53,079	-10
Home Attendance, NCAA Division III.....	384	*4,543	1,960,141	431	15,184	4
Reclassifying Teams.....	6	66	56,818	861	-	-
Neutral-Site Attendance for Divisions II & III.....		175	111,672	638	-	-
NCAA Division II Tournament Neutral Sites.....		14	11,711	837	-	-
NCAA Division III Tournament Neutral Sites.....		4	7,437	*1,859	-	-
NATIONAL TOTALS FOR 2005.....	*983	*13,134	*30,568,645	2,327	-191,865	-28

* Record high. NOTES: The neutral-site attendance for Divisions II and III does not include any tournaments. The total attendance figure for the Division II Tournament was 51,896 for a 1,442 average over 36 sessions, and the Division III Tournament figure was 64,289 for a 1,531 average over 42 sessions.

^ Division II attendance figures do not include five NCAA Puerto Rican schools.

Division I Championship Tournament

Round	Site	Att.	Site	Att.	Site	Att.	Site	Att.
Opening Round	Dayton	8,254						
1st Round	Boise	11,894	Cleveland	13,100	Nashville	17,018	Tucson	13,751
	Boise	11,871	Cleveland	13,222	Nashville	17,286	Tucson	13,751
	Charlotte	23,207	Indianapolis	27,284	Oklahoma City	18,567	Worcester	13,009
	Charlotte	23,207	Indianapolis	26,804	Oklahoma City	18,567	Worcester	13,008
2nd Round	Boise	11,891	Cleveland	13,332	Nashville	17,286	Tucson	13,751
	Charlotte	23,207	Indianapolis	40,331	Oklahoma City	18,567	Worcester	13,008
Regional Semifinal	Albuquerque	15,792	Austin	16,239	Chicago	16,957	Syracuse	30,916
Regional Final	Albuquerque	15,896	Austin	16,239	Chicago	16,957	Syracuse	30,132
Final Four								
National Semifinal	St. Louis	47,754						
National Final	St. Louis	47,262						
Final Four Total		95,016						
Total Tournament Attendance		689,317						
Average Per Session		19,695						

All Division I Conferences

	Total Teams	Games or Sessions	Entire Season			Conference Tournament		
			2005 Attendance	Average	Change In Avg.	Total Sessions	Total Attendance	Average
1. Big Ten.....	11	180	2,255,332	12,530	-249	5	109,250	21,850
2. Atlantic Coast #.....	11	180	*1,997,443	11,097	-893	5	101,505	20,301
3. Southeastern.....	12	196	2,089,995	10,663	-776	6	118,284	19,714
4. Big East #.....	12	202	2,100,088	10,396	1,100	6	114,387	19,065
5. Big 12.....	12	203	*1,981,384	9,761	7	6	109,608	18,268
6. Mountain West.....	8	127	1,116,433	8,791	-958	4	35,895	8,974
7. Pacific 10.....	10	151	1,278,282	*8,465	93	4	62,147	15,537
8. Conference USA.....	14	228	1,826,061	8,009	-342	6	49,957	8,326
9. Missouri Valley.....	10	158	*1,137,677	7,200	-88	5	53,342	10,668
10. Western Athletic.....	10	163	939,042	5,761	-641	5	19,607	3,921
11. Atlantic 10.....	12	174	937,458	5,388	-471	6	43,298	7,216
12. Colonial.....	10	139	*529,872	3,812	92	5	31,834	6,367
13. Mid-American.....	13	187	*702,112	3,755	-35	9	49,594	5,510
14. Horizon.....	9	132	469,377	3,556	-145	6	29,499	4,917
15. Sun Belt.....	11	159	512,244	3,222	-285	6	13,355	2,226
16. Ohio Valley.....	11	145	439,289	3,030	53	6	17,210	2,868
17. West Coast.....	8	117	*328,069	*2,804	288	4	18,000	4,500
18. Big West.....	10	133	357,446	2,688	-235	4	15,419	3,855
19. Mid-Continent.....	9	112	295,312	2,637	178	4	17,547	4,387
20. Metro Atlantic.....	10	128	321,630	2,513	187	4	20,318	5,080
21. Southern.....	12	171	422,178	2,469	81	6	26,008	4,335
22. Big Sky.....	8	110	262,164	2,383	-289	4	10,666	2,667
23. Ivy.....	8	93	195,402	2,101	-273	-	-	-
24. America East.....	10	128	*246,358	1,925	331	5	19,243	3,849
25. Mid-Eastern.....	11	119	201,197	1,691	13	6	11,851	1,975
26. Southland.....	11	162	269,797	1,665	-67	7	18,284	2,612
27. Patriot.....	8	110	181,235	1,648	57	5	13,642	2,728
28. Big South.....	9	125	*199,159	1,593	-50	7	16,212	2,316
29. Southwestern.....	10	120	186,408	1,553	-238	4	12,533	3,133
30. Atlantic Sun.....	11	144	222,130	1,543	98	4	10,222	2,556
31. Northeast.....	11	146	168,606	1,155	-17	7	12,108	1,730
Independents.....	4	50	96,239	1,925	225	-	-	-

* Record high for that conference. # Different lineups in 2004.

NOTE: Entire season total attendance includes the conference tournaments.

Leading Division II Conferences

Rank	Division II	Total Teams	Games or Sessions	2005 Attendance	Average	Change In Avg.
1.	North Central.....	7	102	229,745	2,252	-322
2.	CIAA.....	12	145	299,562	2,066	209
3.	Mid-America.....	10	140	249,063	1,779	-72
4.	Northern Sun.....	8	108	129,687	1,201	89
5.	SIAC.....	12	145	162,501	1,121	28
6.	Great Lakes Valley..	11	160	177,632	1,110	-63
7.	Great Northwest.....	10	137	147,693	1,078	-94
8.	Lone Star.....	14	194	191,387	987	33
9.	Gulf South.....	17	223	203,874	914	6
10.	Great Lakes Intercol.	13	183	166,706	911	41

Leading Division III Conferences

Rank	Division III	Total Teams	Games or Sessions	2005 Attendance	Average	Change In Avg.
1.	Michigan.....	7	80	89,165	1,115	66
2.	Wisconsin.....	9	114	106,752	936	31
3.	Illinois & Wisconsin	8	98	81,945	836	-23
4.	Ohio.....	10	118	94,380	800	88
5.	Northwest.....	9	94	64,073	682	-61
6.	Midwest.....	10	102	65,519	642	39
7.	Minnesota.....	11	134	81,750	610	42
8.	North Coast.....	10	121	73,500	607	3
9.	USA South.....	7	75	44,833	598	28
10.	Iowa.....	9	116	67,735	584	-17

Leading Teams

DIVISION I

Rank	School	G	Attendance	Average
1.	Syracuse.....	18	413,605	22,978
2.	Kentucky.....	15	337,796	22,520
3.	North Carolina.....	15	307,840	20,522
4.	Louisville.....	17	318,688	18,746
5.	Wisconsin.....	16	274,272	17,142
6.	Maryland.....	18	299,391	16,632
7.	Illinois.....	15	245,807	16,387
8.	Kansas.....	16	260,800	16,300
9.	Arkansas.....	16	252,608	15,788
10.	Michigan St.....	15	221,385	14,759
11.	Indiana.....	16	235,245	14,702
12.	Arizona.....	16	232,926	14,557
13.	North Carolina St.....	17	245,898	14,464
14.	New Mexico.....	19	271,864	14,308
15.	Connecticut.....	17	234,109	13,771
16.	Ohio St.....	17	233,169	13,715
17.	Wake Forest.....	16	209,321	13,082
18.	Dayton.....	16	201,114	12,569
19.	Oklahoma St.....	14	171,375	12,241
20.	Tennessee.....	16	195,609	12,225
21.	Marquette.....	21	251,274	11,965
22.	Iowa.....	16	190,413	11,900
23.	Fresno St.....	16	189,368	11,835
24.	Purdue.....	15	175,219	11,681
25.	Oklahoma.....	15	173,566	11,571
26.	UNLV.....	16	182,140	11,383
27.	Cincinnati.....	18	203,489	11,304
28.	Michigan.....	18	201,873	11,215
29.	Iowa St.....	16	179,343	11,208
30.	Creighton.....	16	179,335	11,208

2005 DIVISION I TEAM-BY-TEAM ATTENDANCE

School	G	Attendance	Avg.
Air Force.....	13	54,470	4,190
Akron.....	15	50,539	3,369
Alabama.....	15	164,373	10,958
UAB.....	14	84,518	6,037
Alabama A&M.....	12	16,227	1,352
Alabama St.....	13	25,878	1,990
Albany (N.Y.).....	11	21,395	1,945
Alcorn St.....	12	11,275	939
American.....	12	16,301	1,358
Appalachian St.....	14	25,741	1,838
Arizona.....	16	232,926	14,557
Arizona St.....	18	149,650	8,313
Arkansas.....	16	252,608	15,788
Ark.-Little Rock.....	14	60,058	4,289
Ark.-Pine Bluff.....	10	8,226	822
Arkansas St.....	14	59,388	4,242
Army.....	14	9,252	660
Auburn.....	15	68,880	4,592
Austin Peay.....	12	34,542	2,878
Ball St.....	14	78,970	5,640
Baylor.....	17	75,044	4,414
Belmont.....	14	22,741	1,624
Bethune-Cookman.....	11	10,458	950
Binghamton.....	13	43,132	3,317
Birmingham-So.....	11	13,195	1,199
Boise St.....	18	65,090	3,616
Boston College.....	17	109,495	6,440
Boston U.....	12	17,515	1,459

School	G	Attendance	Avg.
Bowling Green.....	15	36,779	2,451
Bradley.....	15	140,065	9,337
Brigham Young.....	14	148,860	10,632
Brown.....	11	14,624	1,329
Bucknell.....	13	31,233	2,402
Buffalo.....	15	66,255	4,417
Butler.....	14	48,941	3,495
California.....	17	147,373	8,669
UC Irvine.....	13	28,884	2,221
UC Riverside.....	14	9,596	685
UC Santa Barb.....	12	16,251	1,354
Cal Poly.....	14	28,275	2,019
Cal St. Fullerton.....	12	16,436	1,369
Cal St. Northridge.....	11	13,518	1,228
Campbell.....	11	9,033	821
Canisius.....	13	25,344	1,949
Centenary (La.).....	11	10,763	978
Central Conn. St.....	13	21,434	1,648
UCF.....	15	19,246	1,283
Central Mich.....	15	33,946	2,263
Charleston So.....	14	9,375	669
Charlotte.....	14	106,091	7,577
Chattanooga.....	16	68,539	4,283
Chicago St.....	10	6,495	649
Cincinnati.....	18	203,489	11,304
Citadel.....	14	23,392	1,670
Clemson.....	15	104,400	6,960
Cleveland St.....	12	29,016	2,418
Coastal Caro.....	13	10,444	803
Col. of Charleston.....	16	50,849	3,178
Colgate.....	12	4,604	383
Colorado.....	15	63,136	4,209
Colorado St.....	15	51,788	3,452
Columbia.....	12	18,347	1,528
Connecticut.....	17	234,109	13,771
Coppin St.....	9	10,237	1,137
Cornell.....	11	17,675	1,606
Creighton.....	16	179,335	11,208
Dartmouth.....	13	13,711	1,054
Davidson.....	14	40,371	2,883
Dayton.....	16	201,114	12,569
Delaware.....	13	56,250	4,326
Delaware St.....	10	16,948	1,694
Denver.....	13	24,260	1,866
DePaul.....	17	155,718	9,159
Detroit.....	14	34,294	2,449
Drake.....	15	72,157	4,810
Drexel.....	11	20,085	1,825
Duke.....	15	139,710	9,314
Duquesne.....	13	40,494	3,114
East Caro.....	13	62,398	4,799
East Tenn. St.....	14	64,553	4,610
Eastern Ill.....	13	29,841	2,295
Eastern Ky.....	13	39,950	3,073
Eastern Mich.....	14	37,357	2,668
Eastern Wash.....	11	23,105	2,100
Elon.....	12	12,141	1,011
Evansville.....	15	94,777	6,318
Fairfield.....	12	31,439	2,619
Fairleigh Dickinson.....	15	18,869	1,257
Florida.....	16	165,600	10,350
Fla. Atlantic.....	11	5,748	522
Florida A&M.....	10	13,686	1,368
Florida Int'l.....	15	16,768	1,117
Florida St.....	16	108,114	6,757

ATTENDANCE RECORDS

School	G	Attendance	Avg.	School	G	Attendance	Avg.
Fordham	13	30,945	2,380	Monmouth	14	27,825	1,987
Fresno St.	16	189,368	11,835	Montana	14	48,608	3,472
Furman	13	22,871	1,759	Montana St.	14	52,613	3,758
Gardner-Webb	13	33,223	2,555	Morehead St.	13	27,765	2,135
George Mason	12	47,250	3,937	Morgan St.	11	24,001	2,181
George Washington	12	45,083	3,756	Mt. St. Mary's	11	10,977	997
Georgetown	17	133,230	7,837	Murray St.	14	61,241	4,374
Georgia	16	99,074	6,192	Navy	13	17,219	1,324
Ga. Southern	13	33,057	2,542	Nebraska	16	131,763	8,235
Georgia St.	12	11,992	999	Nevada	17	134,758	7,926
Georgia Tech	15	137,865	9,191	UNLV	16	182,140	11,383
Gonzaga	14	89,917	6,422	New Hampshire	12	11,651	970
Grambling	12	21,862	1,821	New Mexico	19	271,864	14,308
Hampton	9	22,426	2,491	New Mexico St.	14	66,940	4,781
Hartford	12	14,612	1,217	New Orleans	12	14,180	1,181
Harvard	12	13,766	1,147	Niagara	13	26,008	2,000
Hawaii	17	123,092	7,240	Nicholls St.	13	8,863	681
High Point	14	18,122	1,294	Norfolk St.	10	21,508	2,150
Hofstra	12	28,225	2,352	North Carolina	15	307,840	20,522
Holy Cross	15	37,726	2,515	UNC Asheville	13	13,663	1,051
Houston	14	59,436	4,245	UNC Greensboro	13	12,595	968
Howard	11	14,227	1,293	UNC Wilmington	13	73,667	5,666
Idaho	12	23,312	1,942	N.C. A&T	12	31,003	2,583
Idaho St.	13	22,081	1,698	North Carolina St.	17	245,898	14,464
Illinois	15	245,807	16,387	North Texas	15	34,271	2,284
Ill.-Chicago	15	56,610	3,774	Northeastern	12	17,367	1,447
Illinois St.	15	96,760	6,450	Northern Ariz.	12	15,375	1,281
Indiana	16	235,245	14,702	Northern Ill.	11	24,645	2,240
IPFW	11	26,925	2,447	UNI	15	70,382	4,692
IUPUI	13	20,013	1,539	Northwestern	16	77,203	4,825
Indiana St.	14	52,936	3,781	Northwestern St.	17	31,083	1,828
Iona	12	22,396	1,866	Notre Dame	18	184,319	10,239
Iowa	16	190,413	11,900	Oakland	11	20,605	1,873
Iowa St.	16	179,343	11,208	Ohio	14	61,554	4,396
Jackson St.	14	32,047	2,289	Ohio St.	17	233,169	13,715
Jacksonville	14	21,708	1,550	Oklahoma	15	173,566	11,571
Jacksonville St.	12	18,339	1,528	Oklahoma St.	14	171,375	12,241
James Madison	13	41,905	3,223	Old Dominion	15	90,327	6,021
Kansas	16	260,800	16,300	Oral Roberts	12	72,622	6,051
Kansas St.	18	135,176	7,509	Oregon	14	125,445	8,960
Kent St.	14	56,624	4,044	Oregon St.	14	98,245	7,017
Kentucky	15	337,796	22,519	Pacific	13	60,907	4,685
La Salle	12	26,980	2,248	Penn.	12	55,446	4,620
Lafayette	13	31,745	2,441	Penn St.	14	111,860	7,990
Lamar	16	63,782	3,986	Pepperdine	12	25,652	2,137
Lehigh	13	19,513	1,501	Pittsburgh	17	179,598	10,564
Liberty	13	42,763	3,289	Portland	13	24,237	1,864
Lipscomb	14	19,444	1,388	Portland St.	15	19,092	1,272
Long Beach St.	13	21,512	1,654	Prairie View	10	9,695	969
Long Island	13	6,982	537	Princeton	11	45,718	4,156
La-Lafayette	12	57,543	4,795	Providence	17	164,235	9,660
La-Monroe	13	16,843	1,295	Purdue	15	175,219	11,681
LSU	15	141,139	9,409	Quinnipiac	12	13,982	1,165
Louisiana Tech	12	27,874	2,322	Radford	11	14,054	1,277
Louisville	17	318,688	18,746	Rhode Island	14	65,227	4,659
Loyola (Ill.)	13	31,869	2,451	Rice	16	32,414	2,025
Loyola (Md.)	13	20,103	1,546	Richmond	12	62,141	5,178
Loyola Marymount	12	25,819	2,151	Rider	11	18,514	1,683
Maine	12	21,818	1,818	Robert Morris	13	13,011	1,000
Manhattan	13	25,880	1,990	Rutgers	15	102,134	6,808
Marist	13	32,201	2,477	Sacramento St.	14	12,162	868
Marquette	21	251,274	11,965	Sacred Heart	11	7,276	661
Marshall	12	48,060	4,005	St. Bonaventure	12	49,936	4,161
Maryland	18	299,391	16,632	St. Francis (N.Y.)	12	5,756	479
UMBC	13	21,426	1,648	St. Francis (Pa.)	13	18,056	1,388
Md.-East. Shore	12	17,084	1,423	St. John's (N.Y.)	14	87,417	6,244
Massachusetts	17	65,770	3,868	St. Joseph's	16	68,235	4,264
McNeese St.	14	11,735	838	St. Louis	15	120,450	8,030
Memphis	23	220,500	9,586	St. Mary's (Cal.)	16	32,271	2,016
Mercer	14	21,863	1,561	St. Peter's	11	15,704	1,427
Miami (Fla.)	17	78,654	4,626	Sam Houston St.	14	21,903	1,564
Miami (Ohio)	14	51,693	3,692	Samford	13	24,034	1,848
Michigan	18	201,873	11,215	San Diego	15	24,529	1,635
Michigan St.	15	221,385	14,759	San Diego St.	16	94,450	5,903
Middle Tenn.	14	53,030	3,787	San Francisco	16	47,764	2,985
Minnesota	17	179,636	10,566	San Jose St.	14	17,625	1,258
Mississippi	15	59,107	3,940	Santa Clara	15	39,880	2,658
Mississippi St.	13	103,031	7,925	Savannah St.	12	7,504	625
Mississippi Val.	9	19,258	2,139	Seton Hall	16	126,252	7,890
Missouri	19	185,694	9,773	Siena	13	83,723	6,440
UMKC	13	47,728	3,671	South Ala.	14	33,036	2,359
Missouri St.	17	111,756	6,573	South Carolina	19	192,816	10,148
				South Carolina St.	8	7,768	971

School	G	Attendance	Avg.
South Fla.	13	41,871	3,220
Southeast Mo. St.	14	54,622	3,901
Southeastern La.	14	17,525	1,251
Southern California	14	46,618	3,329
Southern Ill.	15	100,961	6,730
Southern Methodist	14	46,840	3,345
Southern Miss.	13	54,240	4,172
Southern U.	13	16,457	1,265
Southern Utah	13	30,921	2,378
Stanford	12	73,847	6,153
Stephen F. Austin	13	18,926	1,455
Stetson	11	23,319	2,119
Stony Brook	13	15,741	1,210
Syracuse	18	413,605	22,978
Temple	13	59,976	4,613
Tenn.-Martin	10	26,808	2,680
Tennessee	16	195,609	12,225
Tennessee St.	12	58,724	4,893
Tennessee Tech	13	46,213	3,554
Texas	16	178,211	11,138
Texas-Arlington	14	11,394	813
UTEP	18	187,298	10,405
Tex.-Pan American	13	21,882	1,683
Texas-San Antonio	14	24,303	1,735
Texas A&M	20	162,958	8,147
Tex. A&M-Corp. Chris.	14	39,928	2,852
TCU	17	73,849	4,344
Texas Southern	11	12,950	1,177
Texas St.	13	25,156	1,935
Texas Tech	15	154,710	10,314
Toledo	12	54,100	4,508
Towson	13	17,091	1,314
Troy	11	23,591	2,144
Tulane	13	23,582	1,814
Tulsa	16	95,076	5,942
UCLA	15	138,199	9,213
Utah	16	172,425	10,776
Utah St.	15	123,336	8,222
Valparaiso	12	50,088	4,174
Vanderbilt	19	191,678	10,088
Vermont	13	42,458	3,266
Villanova	16	132,162	8,260
Virginia	15	114,255	7,617
Va. Commonwealth	18	96,396	5,355
VMI	13	22,093	1,699
Virginia Tech	16	150,490	9,405
Wagner	12	12,330	1,027
Wake Forest	16	209,321	13,082
Washington	15	148,201	9,880
Washington St.	12	55,631	4,635
Weber St.	13	58,462	4,497
West Virginia	14	119,145	8,510
Western Caro.	13	18,411	1,416
Western Ill.	13	18,530	1,425
Western Ky.	16	79,415	4,963
Western Mich.	13	51,996	3,999
Wichita St.	16	165,206	10,325
William & Mary	14	26,842	1,917
Winthrop	16	39,238	2,452
Wisconsin	16	274,272	17,142
Wis.-Green Bay	14	66,312	4,736
Wis.-Milwaukee	14	70,923	5,065
Wofford	13	23,650	1,819
Wright St.	15	71,873	4,791
Wyoming	14	104,541	7,467
Xavier	18	178,259	9,903
Yale	11	16,115	1,465
Youngstown St.	15	30,040	2,002

RECLASSIFYING TEAMS TO DIVISION I

School	G	Attendance	Avg.
Longwood	11	8,804	800
Northern Colo.	12	13,019	1,084
UC Davis	12	22,926	1,910

LARGEST DIVISION I AVERAGE ATTENDANCE INCREASE FROM PREVIOUS YEAR

Rank	School	G	2005 Avg.	2004 Avg.	Change in Avg.
1.	Virginia Tech	16	9,405	6,342	3,063
2.	Washington	15	9,880	7,770	2,110
3.	Texas A&M	20	8,147	6,100	2,047

Rank	School	G	2005 Avg.	2004 Avg.	Change in Avg.
4.	Miami (Fla.)	17	4,626	2,796	1,830
5.	Oregon St.	14	7,017	5,345	1,672
6.	Oklahoma St.	14	12,241	10,625	1,616
7.	Tennessee St.	12	4,893	3,286	1,607
8.	West Virginia	14	8,510	7,071	1,439
9.	Houston	14	4,245	2,884	1,361
10.	Alabama	15	10,958	9,683	1,275
11.	Gonzaga	14	6,422	5,164	1,258
12.	Buffalo	15	4,417	3,194	1,223
13.	Boston College	17	6,440	5,243	1,197
14.	Syracuse	18	22,978	21,825	1,153
15.	UAB	14	6,037	4,909	1,128
16.	Tex. A&M-Corp. Chris.	14	2,852	1,823	1,029
17.	Arkansas	16	15,788	14,792	996
18.	Georgia Tech	15	9,191	8,231	960
19.	Pacific	13	4,685	3,801	884
20.	Bucknell	13	2,402	1,578	824
21.	Villanova	16	8,260	7,449	811
22.	UNI	15	4,692	3,933	759
23.	Albany (N.Y.)	11	1,945	1,193	752
24.	Wis.-Milwaukee	14	5,065	4,324	741
25.	Gardner-Webb	13	2,555	1,833	722
26.	Va. Commonwealth	18	5,355	4,640	715
27.	Ball St.	14	5,640	4,958	682
28.	Massachusetts	17	3,868	3,192	676
29.	Texas	16	11,138	10,481	657
30.	Canisius	13	1,949	1,310	639

DIVISION I ALL GAMES ATTENDANCE (HOME, ROAD, NEUTRAL)

Rank	School	Attendance
1.	Illinois	711,798
2.	North Carolina	702,563
3.	Kentucky	698,287
4.	Syracuse	613,724
5.	Wisconsin	581,105
6.	Louisville	568,949
7.	Michigan St.	506,632
8.	North Carolina St.	494,668
9.	Arizona	478,148
10.	Maryland	475,751
11.	Kansas	470,066
12.	Oklahoma St.	433,068
13.	Duke	430,188
14.	Indiana	426,325
15.	Connecticut	421,371
16.	Ohio St.	413,057
17.	Wake Forest	410,900
18.	Oklahoma	404,904
19.	Iowa	402,204
20.	West Virginia	394,644
21.	New Mexico	393,811
22.	Cincinnati	392,992
23.	Florida	390,384
24.	Georgia Tech	386,668

DIVISION II

Rank	School	G/S	Attendance	Avg.
1.	Virginia St.	14	48,597	3,471
2.	Northern St.	16	54,529	3,408
3.	Winston-Salem	13	40,752	3,134
4.	Central Mo. St.	14	41,506	2,964
5.	St. Cloud St.	13	37,254	2,865
6.	Washburn	17	48,175	2,833
7.	North Dakota	15	41,870	2,791
8.	Ky. Wesleyan	15	39,300	2,620
9.	South Dakota	16	41,251	2,578
10.	Augustana (S.D.)	15	37,572	2,504
11.	Harding	13	31,460	2,420
12.	Minn. St. Mankato	14	33,754	2,411
13.	Southern Ind.	17	40,714	2,394
14.	Virginia Union	11	26,324	2,393
15.	Emporia St.	14	33,028	2,359
16.	Neb.-Kearney	16	36,962	2,310
17.	Cal St. Bakersfield	14	28,640	2,045
18.	Fayetteville St.	8	15,877	1,984
19.	Bowie St.	18	35,664	1,981
20.	Michigan Tech	12	22,011	1,834
21.	Mo. Southern St.	13	23,829	1,833
22.	Benedict	13	23,755	1,827
23.	Johnson C. Smith	13	23,700	1,823
24.	Alas. Anchorage	18	32,219	1,789
25.	Morehouse	16	27,965	1,747

ATTENDANCE RECORDS

Rank	School	G/S	Attendance	Avg.
26.	Mo. Western St.	12	20,948	1,745
27.	Pittsburg St.	13	22,527	1,732
28.	N.C. Central	12	20,495	1,707
29.	Neb.-Omaha	14	23,375	1,669
30.	North Dakota St.	12	19,845	1,653

DIVISION III

Rank	School	G/S	Attendance	Avg.
1.	Hope	13	32,007	2,462
2.	Ill. Wesleyan	13	30,900	2,376
3.	Calvin	10	22,615	2,261
4.	Wis.-Stevens Point	18	34,713	1,928
5.	Otterbein	13	21,047	1,619
6.	Wooster	16	25,023	1,563
7.	Gust. Adolphus	15	21,715	1,447
8.	Wis.-Stout	10	14,416	1,441
9.	Capital	12	15,787	1,315
10.	Maryville (Tenn.)	15	18,606	1,240
11.	New York U.	15	17,514	1,167
12.	Wheaton (Ill.)	13	15,109	1,162
13.	John Carroll	13	14,957	1,150
14.	Chris. Newport	15	17,210	1,147
15.	George Fox	10	11,450	1,145
16.	Wittenberg	14	15,647	1,117
17.	Wis.-Platteville	12	12,609	1,050
18.	Buena Vista	15	15,355	1,023
19.	Puget Sound	12	12,130	1,010
20.	Lebanon Valley	13	12,978	998
21.	Wilkes	12	11,900	991
22.	Linfield	10	9,900	990
23.	Wartburg	15	14,800	986
24.	Lawrence	11	10,587	962
25.	Westminster (Pa.)	13	12,437	956
26.	King's (Pa.)	16	14,715	919
27.	Frank. & Marsh.	19	17,147	902
28.	Albion	16	14,033	877
29.	Whitworth	8	6,975	871
30.	Ripon	9	7,776	864

Season	Teams	Attendance	Per Game Average	Change in Avg.
1981	264	19,355,690	5,131	Down 86
1982	273	19,789,706	5,191	Up 60
1983	274	20,488,437	5,212	Up 21
1984	276	20,715,426	5,243	Up 31
1985	282	21,394,261	5,258	Up 15
1986	283	21,244,519	5,175	Down 83
1987	290	21,756,709	5,205	Up 30
1988	290	22,463,476	5,443	Up 238
1989	293	23,059,429	5,565	Up 122
1990	292	23,581,823	5,721	Up 156
1991	295	23,777,437	*5,735	Up 14
1992	298	23,893,993	5,643	Down 92
1993	298	23,321,655	5,635	Down 8
1994	301	23,275,158	5,571	Down 64
1995	302	23,560,495	5,641	Up 70
1996	305	23,542,652	5,588	Down 53
1997	305	23,190,856	5,485	Down 103
1998	306	23,282,774	5,459	Down 26
1999	310	23,587,824	5,451	Down 8
2000	318	24,281,774	5,386	Down 65
2001	318	24,100,555	5,311	Down 75
2002	321	24,499,611	5,287	Down 24
2003	325	25,001,678	5,372	Up 85
2004	*326	*25,548,468	5,443	Up 71
2005	*326	25,366,317	5,334	Down 109

DIVISION II

Season	Teams	Attendance	Per Game Average	Change in Avg.
1977	177	*3,846,907	*1,811	—
1978	173	3,168,419	1,515	Down 296
1979	172	3,295,149	1,535	Up 20
1980	177	3,324,670	1,479	Down 56
1981	190	3,543,766	1,486	Up 7
1982	190	3,329,518	1,391	Down 95
1983	195	3,364,184	1,324	Down 67
1984	189	3,199,307	1,306	Down 18
1985	181	2,988,083	1,255	Down 51
1986	184	2,946,020	1,204	Down 51
1987	179	2,893,392	1,220	Up 16
1988	175	2,902,400	1,242	Up 22
1989	189	3,157,464	1,273	Up 31
1990	189	3,104,462	1,223	Down 50
1991	204	3,388,278	1,221	Down 2
1992	214	3,395,684	1,188	Down 33
1993	220	3,201,765	1,145	Down 43
1994	243	3,219,979	1,036	Down 109
1995	244	3,125,974	992	Down 44
1996	242	2,918,802	938	Down 54
1997	242	2,873,311	915	Down 23
1998	252	2,976,420	904	Down 8
1999	266	3,063,436	892	Down 15
2000	258	2,942,477	882	Down 10
2001	261	2,951,969	877	Down 5
2002	258	2,990,641	888	Up 11
2003	269	3,076,804	855	Down 33
2004	*271	3,107,628	864	Up 9
2005	268	3,054,549	854	Down 10

DIVISION III

Season	Teams	Attendance	Per Game Average	Change in Avg.
1977	295	*2,881,400	*912	—
1978	299	2,632,678	816	Down 96
1979	289	2,427,688	770	Down 46
1980	277	2,387,142	783	Up 13
1981	276	2,132,000	693	Down 90
1982	278	2,183,895	711	Up 18
1983	286	2,148,736	685	Down 26
1984	286	2,233,340	701	Up 16
1985	290	2,081,452	629	Down 72
1986	293	2,053,693	615	Down 14
1987	291	2,021,459	606	Down 9
1988	296	1,970,823	583	Down 23
1989	290	1,935,058	573	Down 10
1990	286	1,939,795	581	Up 8
1991	297	1,967,087	564	Down 17
1992	301	1,962,598	553	Down 11
1993	313	1,883,283	531	Down 22
1994	314	1,741,867	493	Down 38
1995	322	1,802,301	487	Down 6
1996	319	1,730,357	472	Down 15
1997	318	1,626,240	444	Down 28
1998	337	1,736,409	447	Up 3

Annual NCAA Attendance

ALL DIVISIONS

Season	Teams	Attendance	Per Game Average	Change in Avg.
1977	717	23,324,040	2,710	—
1978	726	23,590,952	2,678	Down 32
1979	718	24,482,516	2,757	Up 79
1980	715	24,861,722	2,765	Up 8
1981	730	25,159,358	2,737	Down 28
1982	741	25,416,017	2,727	Down 10
1983	755	26,122,785	2,706	Down 21
1984	750	26,271,613	2,728	Up 22
1985	753	26,584,426	2,712	Down 16
1986	760	26,368,815	2,654	Down 58
1987	760	26,797,644	2,698	Up 44
1988	761	27,452,948	2,777	Up 79
1989	772	28,270,260	2,814	Up 37
1990	767	28,740,819	*2,860	Up 46
1991	796	29,249,583	2,796	Down 64
1992	813	29,378,161	2,747	Down 49
1993	831	28,527,348	2,703	Down 44
1994	858	28,390,491	2,604	Down 99
1995	868	28,548,158	2,581	Down 23
1996	866	28,225,352	2,563	Down 18
1997	865	27,738,284	2,508	Down 55
1998	895	28,031,879	2,445	Down 63
1999	926	28,505,428	2,401	Down 44
2000	932	29,024,876	2,410	Up 9
2001	937	28,949,093	2,392	Down 18
2002	936	29,395,240	2,373	Down 19
2003	967	30,124,304	2,339	Down 34
2004	981	*30,760,510	2,355	Up 16
2005	*983	30,568,645	2,327	Down 28

DIVISION I

Season	Teams	Attendance	Per Game Average	Change in Avg.
1976	235	15,059,892	4,759	—
1977	245	16,469,250	5,021	Up 262
1978	254	17,669,080	5,124	Up 103
1979	257	18,649,383	5,271	Up 147
1980	261	19,052,743	5,217	Down 54

Season	Teams	Attendance	Per Game Average	Change in Avg.
1999	350	1,824,391	446	Down 1
2000	356	1,750,621	426	Down 20
2001	358	1,846,043	444	Up 18
2002	357	1,804,209	424	Down 20
2003	373	1,869,592	426	Up 2
2004	*384	1,944,957	427	Up 1
2005	383	1,960,141	431	Up 4

*record

Annual Conference Attendance Champions

DIVISION I

Season	Conference	Teams	Attendance	P/G Avg.
1976	Atlantic Coast	7	863,082	9,590
1977	Big Ten	10	1,346,889	9,977
1978	Big Ten	10	1,539,589	11,238
1979	Big Ten	10	1,713,380	12,238
1980	Big Ten	10	1,877,048	12,189
1981	Big Ten	10	1,779,892	12,026
1982	Big Ten	10	1,688,834	11,810
1983	Big Ten	10	1,747,910	11,499
1984	Big Ten	10	1,774,140	12,069
1985	Big Ten	10	1,911,325	12,097
1986	Big Ten	10	1,908,629	11,929
1987	Big Ten	10	1,805,263	11,877
1988	Big Ten	10	1,925,617	12,423
1989	Big Ten	10	1,971,110	12,635
1990	Big Ten	10	2,017,407	*13,449
1991	Big Ten	10	2,042,836	13,095
1992	Big Ten	10	1,994,144	12,865
1993	Big Ten	11	2,163,693	12,728
1994	Big Ten	11	2,107,600	12,696
1995	Big Ten	11	2,058,763	12,708
1996	Big Ten	11	2,106,810	12,769
1997	Big Ten	11	2,004,893	12,376
1998	Big Ten	11	2,166,264	12,450
1999	Big Ten	11	2,204,556	13,361
2000	Big Ten	11	2,255,913	13,428
2001	Big Ten	11	*2,342,022	13,383
2002	Big Ten	11	2,258,255	13,362
2003	Big Ten	11	2,254,658	12,526
2004	Big Ten	11	2,122,586	12,787
2005	Big Ten	11	2,255,332	12,530

DIVISION II

Season	Conference	Teams	Attendance	P/G Avg.
1979	Central Intercollegiate	12	375,370	2,760
1980	Mid-Continent	5	189,193	2,782
1981	North Central Intercollegiate	8	312,410	2,840
1982	North Central Intercollegiate	8	290,995	2,622
1983	North Central Intercollegiate	8	356,777	2,567
1984	North Central Intercollegiate	10	392,154	2,801
1985	North Central Intercollegiate	10	380,087	2,639
1986	North Central Intercollegiate	10	379,701	2,601
1987	North Central Intercollegiate	10	393,940	2,626
1988	North Central Intercollegiate	10	413,956	2,797
1989	North Central Intercollegiate	10	438,403	2,923
1990	North Central Intercollegiate	10	436,292	2,889
1991	North Central Intercollegiate	10	438,746	2,868
1992	North Central Intercollegiate	10	*482,213	*3,014
1993	North Central Intercollegiate	10	408,624	2,919
1994	North Central Intercollegiate	10	362,572	2,627
1995	North Central Intercollegiate	10	382,042	2,497
1996	North Central Intercollegiate	10	341,119	2,336
1997	North Central Intercollegiate	10	319,703	2,160
1998	North Central Intercollegiate	10	315,918	2,225
1999	North Central Intercollegiate	10	299,228	2,050
2000	North Central Intercollegiate	10	300,257	2,114
2001	North Central Intercollegiate	10	300,822	2,118
2002	North Central Intercollegiate	10	369,858	2,551
2003	North Central Intercollegiate	9	328,903	2,473
2004	North Central Intercollegiate	8	301,111	2,574
2005	North Central Intercollegiate	7	229,745	2,252

DIVISION III

Season	Conference	Teams	Attendance	P/G Avg.
1990	Wisconsin State University	9	*170,276	*1,362
1991	Wisconsin State University	7	84,615	1,128

Season	Conference	Teams	Attendance	P/G Avg.
1992	Michigan Intercollegiate	7	89,549	1,163
1993	Michigan Intercollegiate	7	97,624	1,236
1994	Michigan Intercollegiate	7	97,418	1,203
1995	Michigan Intercollegiate	7	86,353	1,183
1996	Michigan Intercollegiate	7	80,376	1,058
1997	Michigan Intercollegiate	7	81,370	1,085
1998	Michigan Intercollegiate	8	91,267	941
1999	Michigan Intercollegiate	8	87,055	957
2000	Michigan Intercollegiate	8	111,310	1,091
2001	Michigan Intercollegiate	7	95,378	1,163
2002	Michigan Intercollegiate	7	98,263	1,244
2003	Michigan Intercollegiate	8	79,798	1,050
2004	Michigan Intercollegiate	8	88,153	1,049
2005	Michigan Intercollegiate	7	89,165	1,115

*record

Annual Team Attendance Champions

DIVISION I

Season	Champion	Games	Attendance	Avg.
1970	Illinois	11	157,206	14,291
1971	Illinois	11	177,408	16,128
1972	Brigham Young	12	261,815	21,818
1973	Brigham Young	14	260,102	18,579
1974	Brigham Young	10	162,510	16,251
1975	Minnesota	13	219,047	16,850
1976	Indiana	12	202,700	16,892
1977	Kentucky	14	312,527	22,323
1978	Kentucky	16	373,367	23,335
1979	Kentucky	15	351,042	23,403
1980	Kentucky	15	352,511	23,501
1981	Kentucky	15	354,996	23,666
1982	Kentucky	16	371,093	23,193
1983	Kentucky	15	356,776	23,785
1984	Kentucky	16	380,453	23,778
1985	Syracuse	15	388,049	25,870
1986	Syracuse	19	498,850	26,255
1987	Syracuse	19	474,214	24,959
1988	Syracuse	16	461,223	28,826
1989	Syracuse	19	*537,949	28,313
1990	Syracuse	16	478,686	*29,918
1991	Syracuse	17	497,179	29,246
1992	Syracuse	17	460,752	27,103
1993	Syracuse	16	405,620	25,351
1994	Syracuse	17	419,039	24,649
1995	Syracuse	16	387,925	24,245
1996	Kentucky	13	310,633	23,895
1997	Kentucky	13	309,457	23,804
1998	Kentucky	12	287,354	23,946
1999	Kentucky	13	303,771	23,367
2000	Kentucky	14	314,267	22,448
2001	Kentucky	12	261,435	21,786
2002	Kentucky	15	315,203	21,014
2003	Kentucky	13	289,526	22,271
2004	Kentucky	13	295,227	22,710
2005	Syracuse	18	418,605	22,978

DIVISION I LARGEST INCREASE FROM PREVIOUS YEAR

Season	Champion	Games	Att. Avg.	Previous Yr. Avg.	Increase
1977	Kentucky	14	22,323	11,511	10,812
1978	Texas	15	12,583	5,846	6,737
1979	Illinois	13	14,209	8,719	5,490
1980	Missouri	16	9,460	6,624	2,836
1981	DePaul	14	15,410	5,308	10,102
1982	Georgetown	17	8,591	4,197	4,394
1983	Chattanooga	16	7,547	3,931	3,616
1984	UNLV	16	15,779	6,380	9,399
1985	Villanova	9	10,218	5,744	4,474
1986	North Carolina	15	15,838	9,954	5,884
1987	North Carolina	13	20,149	15,838	4,311
1988	Tennessee	16	20,823	12,191	8,632
1989	Texas	14	10,011	4,028	5,983
1990	Cincinnati	15	9,273	3,572	5,701
1991	Wright St.	15	8,503	2,716	5,787
1992	Memphis	16	16,142	10,935	5,207
1993	Boise St.	15	12,113	7,536	4,577
1994	Arkansas	16	20,134	8,975	*11,159
1995	St. Louis	16	17,714	13,008	4,706
1996	Memphis	17	14,235	9,765	4,470

Season	Champion	Games	Att. Avg.	Previous Yr. Avg.	Increase
1997	Wichita St.	15	9,449	5,528	3,921
1998	Temple	13	7,964	3,891	4,073
1999	Ohio St.	15	17,223	9,970	7,253
2000	North Carolina St.	20	16,535	10,800	5,735
2001	Oklahoma St.	12	12,044	5,907	6,137
2002	Texas Tech.	17	13,743	9,557	4,186
2003	Brigham Young	16	14,468	8,630	5,838
2004	UTEP	17	10,282	6,038	4,244
2005	Virginia Tech	16	9,405	6,342	3,063

DIVISION I ALL GAMES (HOME, ROAD & NEUTRAL)

Season	Champion	Games	Attendance	Avg.
1978	Kentucky	30	586,250	19,542
1979	Kentucky	31	546,288	17,622
1980	Kentucky	35	563,160	16,090
1981	Kentucky	28	499,461	17,838
1982	Kentucky	30	541,786	18,060
1983	Kentucky	31	562,947	18,160
1984	Kentucky	34	633,618	18,636
1985	Syracuse	31	581,347	18,753
1986	Syracuse	32	641,146	20,036
1987	Syracuse	38	826,182	21,742
1988	Syracuse	35	719,910	20,569
1989	Syracuse	38	*855,053	*22,501
1990	Syracuse	33	716,945	21,726
1991	Syracuse	32	680,261	21,258
1992	Kentucky	36	709,078	19,697
1993	North Carolina	38	721,760	18,994
1994	Kentucky	34	647,722	19,051
1995	Arkansas	39	695,026	17,821
1996	Kentucky	36	725,884	20,163
1997	Kentucky	40	822,863	20,572
1998	Kentucky	39	784,614	20,118
1999	Kentucky	37	737,738	19,939
2000	Michigan St.	39	621,108	15,926
2001	Duke	39	650,550	16,681
2002	Indiana	37	644,641	17,423
2003	Syracuse	35	686,997	19,628
2004	Kentucky	32	663,298	20,728
2005	Illinois	39	711,798	18,251

DIVISION II

Season	Champion	Avg.
1977	Evansville	4,576
1978	Norfolk St.	4,226
1979	Norfolk St.	4,984
1980	Norfolk St.	4,917
1981	North Dakota St.	5,300
1982	North Dakota St.	4,385
1983	North Dakota St.	6,057
1984	Norfolk St.	*6,663
1985	Norfolk St.	6,116
1986	St. Cloud St.	4,539
1987	North Dakota St.	4,820
1988	Southeast Mo. St.	5,227
1989	Southeast Mo. St.	5,052
1990	Southeast Mo. St.	5,287
1991	Southeast Mo. St.	5,370
1992	North Dakota	4,943
1993	Alabama A&M	4,748
1994	South Dakota	4,852
1995	Alabama A&M	5,141
1996	South Dakota St.	4,945
1997	South Dakota St.	4,423
1998	South Dakota St.	5,350
1999	Ky. Wesleyan	4,247
2000	South Dakota St.	4,077
2001	Morehouse	4,404
2002	South Dakota St.	4,449
2003	Neb.-Kearney	3,839
2004	South Dakota St.	3,375
2005	Virginia St.	3,471

*record

DIVISION III

Season	Champion	Avg.
1977	Scranton	2,707
1978	Calvin	3,630
1979	Savannah St.	2,870
1980	Savannah St.	2,917
1981	Potsdam St.	2,873
1982	Wis.-Stevens Point	2,929
1983	Augustana (Ill.)	3,033
1984	Hope	2,144
1985	Wis.-Stevens Point	2,313
1986	Calvin	2,570
1987	Concordia-M'head	2,869
1988	Calvin	2,627
1989	Calvin	2,544
1990	Calvin	2,622
1991	Hope	2,480
1992	Calvin	2,757
1993	Calvin	*4,018
1994	Calvin	2,734
1995	Calvin	2,792
1996	Hope	2,409
1997	Calvin	2,821
1998	Ill. Wesleyan	2,615
1999	Hope	2,440
2000	Calvin	3,496
2001	Calvin	3,369
2002	Calvin	2,893
2003	Hope	2,383
2004	Hope	2,491
2005	Hope	2,462

*record

Season	Sess.	Attend.	P/G Avg.
1942	5	24,372	4,874
1943	5	56,876	11,375
1944	5	59,369	11,874
1945	5	67,780	13,556
1946	5	73,116	14,623
1947	5	72,959	14,592
1948	5	72,523	14,505
1949	5	66,077	13,215
1950	5	75,464	15,093
1951	9	110,645	12,294
1952	10	115,712	11,571
1953	14	127,149	9,082
1954	15	115,391	7,693
1955	15	116,983	7,799
1956	15	132,513	8,834
1957	14	108,891	7,778
1958	14	176,878	12,634
1959	14	161,809	11,558
1960	16	155,491	9,718
1961	14	169,520	12,109
1962	14	177,469	12,676
1963	14	153,065	10,933
1964	14	140,790	10,056
1965	13	140,673	10,821
1966	13	140,925	10,840
1967	14	159,570	11,398
1968	14	160,888	11,492
1969	15	165,712	11,047
1970	16	146,794	9,175
1971	16	207,200	12,950
1972	16	147,304	9,207
1973	16	163,160	10,198
1974	16	154,112	9,632
1975	18	183,857	10,214
1976	18	202,502	11,250
1977	18	241,610	13,423
1978	18	227,149	12,619
1979	22	262,101	11,914
1980	26	321,260	12,356
1981	26	347,414	13,362
1982	26	427,251	16,433
1983	28	364,356	13,013
1984	28	397,481	14,196
1985	34	422,519	12,427
1986	34	499,704	14,697
1987	34	654,744	19,257
1988	34	558,998	16,441
1989	34	613,242	18,037
1990	34	537,138	15,798
1991	34	665,707	19,580
1992	34	580,462	17,072
1993	34	707,719	20,815
1994	34	578,007	17,000
1995	34	539,440	15,866
1996	34	643,290	18,920
1997	34	634,584	18,664
1998	34	682,530	20,074
1999	34	*720,685	*21,197
2000	34	638,577	18,782
2001	35	596,075	17,031
2002	35	720,433	20,584
2003	35	715,080	20,431
2004	35	716,899	20,483
2005	35	689,317	19,695

*record

DIVISION II

Season	Sess.	Attend.	P/G Avg.
1977	22	*87,602	*3,982
1978	22	83,058	3,775
1979	22	66,446	3,020
1980	22	50,649	2,302
1981	22	69,470	3,158
1982	22	67,925	3,088
1983	22	70,335	3,197
1984	22	81,388	3,699
1985	22	81,476	3,703
1986	22	71,083	3,231
1987	22	77,934	3,542
1988	22	72,462	3,294
1989	20	69,008	3,450
1990	20	64,212	3,211
1991	20	59,839	2,992

Annual NCAA Tournament Attendance

DIVISION I

Season	Sess.	Attend.	P/G Avg.
1939	5	15,025	3,005
1940	5	36,880	7,376
1941	5	48,055	9,611

Season	Sess.	Attend.	P/G Avg.
1992	20	60,629	3,031
1993	20	56,125	2,806
1994	20	60,511	3,026
1995	36	86,767	2,410
1996	28	65,882	2,353
1997	28	66,626	2,380
1998	28	59,946	2,141
1999	28	49,144	1,755
2000	28	50,130	1,790
2001	28	60,418	2,158
2002	28	60,258	2,152
2003	36	51,054	1,418
2004	36	41,126	1,142
2005	36	51,896	1,442

*record

DIVISION III

Season	Sess.	Attend.	P/G Avg.
1977	21	38,881	1,851
1978	21	37,717	1,796
1979	22	43,850	1,993
1980	22	46,518	2,114
1981	22	58,432	*2,656
1982	22	44,973	2,044
1983	22	51,093	2,322

Season	Sess.	Attend.	P/G Avg.
1984	22	42,152	1,916
1985	22	39,154	1,780
1986	22	53,500	2,432
1987	22	48,150	2,189
1988	22	43,787	1,990
1989	28	49,301	1,761
1990	26	50,527	1,943
1991	34	56,942	1,675
1992	34	65,257	1,919
1993	34	49,675	1,461
1994	34	54,848	1,613
1995	59	*88,684	1,503
1996	58	87,437	1,508
1997	58	70,647	1,218
1998	42	63,330	1,508
1999	42	53,928	1,284
2000	42	62,527	1,489
2001	42	77,110	1,836
2002	46	74,437	1,618
2003	42	66,379	1,580
2004	42	66,693	1,588
2005	42	64,289	1,531

*record

Division I Attendance Records

SINGLE GAME (PAID)

78,129—Kentucky (79) vs. Michigan St. (74), Dec. 13, 2003, at Ford Field, Detroit (regular-season game)

SINGLE GAME (TURNSTILE)

58,903—North Carolina (78) vs. Kansas (68) and Michigan (81) vs. Kentucky (78) (ot), Apr. 3, 1993 (NCAA semifinals), at Louisiana Superdome, New Orleans

HOME COURT, SINGLE GAME

33,199—Notre Dame (57) at Syracuse (60), Feb. 5, 2005, Carrier Dome, Syracuse, NY

HOME-COURT AVERAGE, SEASON

29,918—Syracuse, 1990 (478,686 in 16 games at Carrier Dome)

HOME-COURT TOTAL, SEASON

537,949—Syracuse, 1989 (19 games)

FULL-SEASON AVERAGE, ALL GAMES (home, road, neutral, tournaments)

22,501—Syracuse, 1989 (855,053 in 38 games)

FULL-SEASON TOTAL, ALL GAMES (home, road, neutral, tournaments)

855,053—Syracuse, 1989 (38 games)

TOP 10 ATTENDANCE GAMES (PAID)*

- 78,129—Kentucky (79) vs. Michigan St. (74), Dec. 13, 2003, at Ford Field, Detroit
- 68,112—LSU (87) vs. Notre Dame (64), Jan. 20, 1990, at Louisiana Superdome, New Orleans
- 66,144—LSU (82) vs. Georgetown (80), Jan. 28, 1989, at Louisiana Superdome, New Orleans
- 64,959—Indiana (74) vs. Syracuse (73), Mar. 30, 1987 (NCAA final); Indiana (97) vs. UNLV (93) and Syracuse (77) vs. Providence (63), Mar. 28, 1987 (NCAA semifinals), at Louisiana Superdome, New Orleans
- 64,151—North Carolina (77) vs. Michigan (71), Apr. 5, 1993 (NCAA final); North Carolina (78) vs. Kansas (68) and Michigan (81) vs. Kentucky (78) (ot), Apr. 3, 1993 (NCAA

- semifinals), at Louisiana Superdome, New Orleans
- 61,612—North Carolina (63) vs. Georgetown (62), Mar. 29, 1982 (NCAA final); North Carolina (68) vs. Houston (63) and Georgetown (50) vs. Louisville (46), Mar. 27, 1982 (NCAA semifinals), at Louisiana Superdome, New Orleans
- 61,304—LSU (84) vs. Texas (83), Jan. 3, 1992, at Louisiana Superdome, New Orleans
- 54,524—Syracuse (81) vs. Kansas (78), Apr. 7, 2003 (NCAA final); Kansas (94) vs. Marquette (61) and Syracuse (95) vs. Texas (84), Apr. 5, 2003 (NCAA semifinals), at Louisiana Superdome, New Orleans (attendance for the semifinals was 54,432)
- 52,693—Houston (71) vs. UCLA (69), Jan. 20, 1968, at The Astrodome, Houston
- 52,647—Maryland (64) vs. Indiana (52), Apr. 1, 2002 (NCAA final); Maryland (97) vs. Kansas (88) and Indiana (73) vs. Oklahoma (64), Mar. 30, 2002 (NCAA semifinals), at Georgia Dome, Atlanta

*Note: Figures for games at the Final Four include the media.

TOP FIVE ATTENDANCE GAMES (TURNSTILE)

- 58,903—North Carolina (78) vs. Kansas (68) and Michigan (81) vs. Kentucky (78) (ot), Apr. 3, 1993 (NCAA semifinals), at Louisiana Superdome, New Orleans
- 56,707—Indiana (74) vs. Syracuse (73), Mar. 30, 1987 (NCAA final), at Louisiana Superdome, New Orleans
- 56,264—North Carolina (77) vs. Michigan (71), Apr. 5, 1993 (NCAA final), at Louisiana Superdome, New Orleans
- 55,841—Indiana (97) vs. UNLV (93) and Syracuse (77) vs. Providence (63), Mar. 28, 1987 (NCAA semifinals), at Louisiana Superdome, New Orleans
- 54,321—LSU (82) vs. Georgetown (80), Jan. 28, 1989, at Louisiana Superdome, New Orleans

TOP 10 REGULAR-SEASON GAMES (PAID)

- 78,129—Kentucky (79) vs. Michigan St. (74), Dec. 13, 2003, at Ford Field, Detroit

- 68,112—LSU (87) vs. Notre Dame (64), Jan. 20, 1990, at Louisiana Superdome, New Orleans
- 66,144—LSU (82) vs. Georgetown (80), Jan. 28, 1989, at Louisiana Superdome, New Orleans
- 61,304—LSU (84) vs. Texas (83), Jan. 3, 1992, at Louisiana Superdome, New Orleans
- 52,693—Houston (71) vs. UCLA (69), Jan. 20, 1968, at The Astrodome, Houston
- 45,214—Louisville (101) vs. Indiana (79) and Notre Dame (81) vs. Kentucky (65), Dec. 3, 1988, at RCA Dome, Indianapolis
- 43,601—Notre Dame (69) vs. Louisville (54) and Kentucky (82) vs. Indiana (76), Dec. 5, 1987, at RCA Dome, Indianapolis
- 41,071—Kentucky (89) vs. Indiana (82), Dec. 2, 1995, at RCA Dome, Indianapolis
- 40,128—Louisville (84) vs. Notre Dame (73) and Indiana (71) vs. Kentucky (69), Dec. 2, 1989, at RCA Dome, Indianapolis
- 38,504—Kentucky (75) vs. Indiana (72), Dec. 6, 1997, at RCA Dome, Indianapolis

ON-CAMPUS REGULAR-SEASON, SINGLE GAME

- 33,199—Notre Dame (57) at Syracuse (60), Feb. 5, 2005, Carrier Dome, Syracuse, NY
- 33,071—Rutgers (74) at Syracuse (82), Mar. 9, 1993, Carrier Dome, Syracuse, NY
- 33,048—Georgetown (58) at Syracuse (62), Mar. 3, 1991, Carrier Dome, Syracuse, NY
- 33,015—Georgetown (87) at Syracuse (89), Mar. 4, 1990 (ot), Carrier Dome, Syracuse, NY
- 32,996—Georgetown (72) at Syracuse (68), Feb. 23, 1992, Carrier Dome, Syracuse, NY
- 32,944—Connecticut (56) at Syracuse (67), Mar. 7, 2004, Carrier Dome, Syracuse, NY
- 32,820—Connecticut (86) at Syracuse (90), Feb. 10, 1990, Carrier Dome, Syracuse, NY
- 32,804—Providence (66) at Syracuse (91), Feb. 26, 2005, Carrier Dome, Syracuse, NY
- 32,763—Pittsburgh (68) at Syracuse (89), Feb. 24, 1991, Carrier Dome, Syracuse, NY
- 32,747—Notre Dame (66) at Syracuse (65), Feb. 17, 1990, Carrier Dome, Syracuse, NY

2005 Division I Attendance Single-Game Highs

REGULAR-SEASON

- 33,199—Notre Dame (57) at Syracuse (60), Feb. 5, 2005, Carrier Dome in Syracuse, NY
 32,804—Providence (66) at Syracuse (91), Feb. 26, 2005, Carrier Dome in Syracuse, NY
 29,077—West Virginia (64) at Syracuse (72), Jan. 22, 2005, Carrier Dome in Syracuse, NY
 27,651—Connecticut (74) at Syracuse (66), Feb. 7, 2005, Carrier Dome in Syracuse, NY
 25,579—St. John's (N.Y.) (69) at Syracuse (83), Feb. 23, 2005, Carrier Dome in Syracuse, NY

POSTSEASON

- 47,754—Illinois (72) vs. Louisville (57) and North Carolina (87) vs. Michigan St. (71), Apr. 2, 2005 (NCAA semifinal); North Carolina (75) vs. Illinois (70), Apr. 4, 2005 (NCAA final), at Edward Jones Dome in St. Louis (47,262 at the final)
 40,331—Illinois (71) vs. Nevada (59) and Kentucky (69) vs. Cincinnati (60), Mar. 19, 2005 (Indianapolis Regional final), at RCA Dome in Indianapolis
 30,916—North Carolina (67) vs. Villanova (66) and Wisconsin (65) vs. North Carolina St. (56), Mar. 25, 2005 (Syracuse Regional semifinals), at Carrier Dome in Syracuse, NY (30,132 in final)

27,284—Cincinnati (76) vs. Iowa (64) and Kentucky (72) vs. Eastern Ky. (64), Mar. 17, 2005 (Indianapolis Regional semifinals), at RCA Dome in Indianapolis (26,804 in other semifinals)

24,408—Florida (70) vs. Kentucky (53), Mar. 13, 2005 (Southeastern Conference Tournament final), at Georgia Dome in Atlanta

Division II Attendance Records

PAID ATTENDANCE

- 21,786—Bowie St. (72) vs. Virginia Union (71), Mar. 1, 2003, at RBC Center, Raleigh, NC (Central Intercollegiate Athletic Association final; early rounds had crowds of 16,536, 15,786 and 11,761)
 20,432—Shaw (82) vs. Johnson Smith (68), Mar. 2, 2002, at RBC Center, Raleigh, NC (Central Intercollegiate Athletic Association final; early rounds had crowds of 18,054, 17,827 and 14,386)
 15,731—Virginia Union (80) vs. N.C. Central (72), Feb. 28, 2004, at RBC Center, Raleigh, NC (CIAA final; early rounds had crowds of 9,718, 8,493 & 7,115)
 13,913—Evansville (93) vs. Ky. Wesleyan (87), Feb. 13, 1960, at Roberts Stadium, Evansville, IN
 13,240—La-Lafayette (105) vs. Ky. Wesleyan (83), Mar. 19, 1971, at Roberts Stadium, Evansville, IN (NCAA third place)

2005 ATTENDANCE SINGLE-GAME HIGHS

- 12,111—Fayetteville St. (61) vs. Bowie St. (59) and Winston-Salem (58) vs. Livingstone (48), Mar. 3, 2005, at RBC Center, Raleigh, NC (CIAA semifinals; other rounds had crowds of 10,500, 10,000 & 7,115)
 11,324—Virginia Union (80) at Virginia St. (66), Jan. 16, 2005
 6,846—Alabama (90) at Alas. Anchorage (55), Nov. 11, 2004 (Great Alaska Shootout; other Alas. Anchorage games had crowds of 6,115 and 6,084)
 5,760—Central St. (Ohio) (73) at Kentucky St. (75), Feb. 5, 2005
 5,575—Cal St. Monterey Bay (58) at Cal St. Bakersfield (80), Jan. 22, 2005

Division III Attendance Records

PAID ATTENDANCE

- 11,442—Hope (70) vs. Calvin (56), Jan. 29, 1997, at Van Andel Arena, Grand Rapids, Michigan

2005 ATTENDANCE SINGLE-GAME HIGHS

- 4,500—Hope (54) at Calvin (66), Jan. 24, 2005
 3,619—Lincoln (Pa.) (77) vs. Cheyney (75), Nov. 27, 2004, at Philadelphia
 3,407—Tri-State (78) at Calvin (102), Feb. 19, 2005
 3,350—Adrian (51) at Calvin (80), Jan. 29, 2005
 3,313—Wittenberg (61) at Wooster (59), Feb. 26, 2005



Playing-Rules History

Dr. James Naismith's 13 Original Rules of Basketball.....	244
Important Rules Changes By Year	244
Important Rules Changes By Subject	246
Division I Basketball Firsts	250



Dr. James Naismith's 13 Original Rules of Basketball



Photo from NCAA archives

1. The ball may be thrown in any direction with one or both hands.
2. The ball may be batted in any direction with one or both hands (never with the fist).
3. A player cannot run with the ball. The player must throw it from the spot on which he catches it, allowance to be made for a man who catches the ball when running at a good speed if he tries to stop.
4. The ball must be held in or between the hands; the arms or body must not be used for holding it.
5. No shouldering, holding, pushing, tripping, or striking in any way the person of an opponent shall be allowed; the first infringement of this rule by any player shall count as a foul, the second shall disqualify him until the next goal is made, or, if there was evident intent to injure the person, for the whole of the game, no substitute allowed.
6. A foul is striking at the ball with the fist, violation of Rules 3, 4, and such as described in Rule 5.
7. If either side makes three consecutive fouls, it shall count a goal for the opponents (consecutive means without the opponents in the mean time making a foul).
8. A goal shall be made when the ball is thrown or batted from the grounds into the basket and stays there, providing those defending the goal do not touch or disturb the goal. If the ball rests on the edges, and the opponent moves the basket, it shall count as a goal.
9. When the ball goes out of bounds, it shall be thrown into the field of play by the person first touching it. In case of a dispute, the umpire shall throw it straight into the field. The thrower-in is allowed five seconds; if he holds it longer, it shall go to the opponent. If any side persists in delaying the game, the umpire shall call a foul on that side.
10. The umpire shall be judge of the men and shall note the fouls and notify the referee when three consecutive fouls have been made. He shall have power to disqualify men according to Rule 5.
11. The referee shall be judge of the ball and shall decide when the ball is in play, in bounds, to which side it belongs, and shall keep the time. He shall decide when a goal has been made, and keep account of the goals with any other duties that are usually performed by a referee.
12. The time shall be two 15-minute halves, with five minutes' rest between.
13. The side making the most goals in that time shall be declared the winner. In case of a draw, the game may, by agreement of the captains, be continued until another goal is made.

Note: These original rules were published in January 1892 in the Springfield College school newspaper, The Triangle.

Important Rules Changes by Year

1891-92

- The 13 original rules of basketball are written by Dr. James Naismith in December 1891 in Springfield, Massachusetts.

1894-95

- The free-throw line is moved from 20 to 15 feet.

1895-96

- Points awarded for field goal changes from three to two, and points awarded for each successful free throw from three points to one point.

1896-97

- Backboards are installed.

1900-01

- A dribbler may not shoot for a field goal and may dribble only once, and then with two hands.

1908-09

- A dribbler is permitted to shoot. The dribble is defined as the "continuous passage of the ball," making the double dribble illegal.
- A second official is added for games in an effort to curb the rough play.

1910-11

- Players are disqualified upon committing their fourth personal foul.
- No coaching is allowed during the progress of the game by anybody connected with either team. A warning is given for the first violation and a free throw is awarded after that.

1913-14

- The bottom of the net is left open.

1914-15

- College, YMCA and AAU rules are made the same.

1920-21

- A player can re-enter the game once. Before this rule, if a player left the game, he could not re-enter for the rest of the game.
- The backboards are moved 2 feet from the wall of the court. Before this rule, players would "climb" the padded wall to sink baskets.

1921-22

- Running with the ball changes from a foul to a violation.

1923-24

- The player fouled must shoot his own free throws. Before this rule, one person usually shot all his team's free throws.

1928-29

- The charging foul by the dribbler is introduced.

1930-31

- A held ball may be called when a closely guarded player is withholding the ball from play for five seconds. The result will be a jump ball.
- The maximum circumference of the ball is reduced from 32 to 31 inches, and the maximum weight from 23 to 22 ounces.

1932-33

- The 10-second center (division) line is introduced to reduce stalling.
- No player can stand in the free-throw lane with the ball for more than three seconds.

1933-34

- A player may re-enter the game twice.

1934-35

- The circumference of the ball again is reduced to between 29½ and 30¼ inches.

1935-36

- No offensive player can remain in the free-throw lane, with or without the ball, for more than three seconds.
- After a made free throw, the team scored upon shall put the ball in play at the end of the court where the goal had been scored.

1937-38

- The center jump after every goal scored is eliminated.

1938-39

- The ball will be thrown in from out of bounds at mid-court by the team shooting a free throw after a technical foul. Before, the ball was put into play with a center jump after a technical-foul free throw.
- The circumference of the ball is established as 30 inches.

1939-40

- Teams have the choice of whether to take a free throw or take the ball out of bounds at mid-court. If two or more free throws are awarded, this option applies to the last throw.
- The backboards are moved from 2 to 4 feet from the end line to permit freer movement under the basket.

1940-41

- Fan-shaped backboards are made legal.

1942-43

- Any player who is eligible to start an overtime period will be allowed an extra personal foul, increasing the total so disqualification is on the fifth foul.

1944-45

- Defensive goaltending is banned.
- Five personal fouls disqualify a player. An extra foul is not permitted in overtime games.
- Unlimited substitution is introduced.
- It becomes a violation for an offensive player to remain in the free-throw lane for more than three seconds.

1946-47

- Transparent backboards are authorized.

1947-48

- The clock is stopped on every dead ball the last three minutes of the second half and of every overtime period. This includes every time a goal is scored because the ball is considered dead until put into play again. (This rule was abolished in 1951.)

1948-49

- Coaches are allowed to speak to players during a timeout.

1951-52

- Games are to be played in four 10-minute quarters. Before this, games were played in two 20-minute halves.

1952-53

- Teams can no longer waive free throws in favor of taking the ball out of bounds.
- The one-and-one free-throw rule is introduced, although the bonus is used only if the first shot is missed. The rule will be in effect the entire game except the last three minutes, when every foul results in two free throws.

1954-55

- The one-and-one free throw is changed so that the bonus shot is given only if the first shot is made.
- Games are changed back to being played in two 20-minute halves.

1955-56

- The two-shot penalty in the last three minutes of the game is eliminated. The one-and-one is now in effect the entire game.

1956-57

- The free-throw lane is increased from 6 feet to 12 feet. On the lineup for a free throw, the two spaces adjacent to the end line must be occupied by opponents of the free-thrower. In the past, one space was marked "H" for a home team player to occupy, and across the lane the first space was marked "V" for a visiting team player to stand in.
- Grasping the basket is now classified as a technical foul under unsportsmanlike tactics.

1957-58

- Offensive goaltending is now banned, as an addition to the original 1945 rule.
- One free throw for each common foul is taken for the first six personal fouls by one team in each half, and the one-and-one is used thereafter.

- On uniforms, the use of the single digit numbers one and two and any digit greater than five is prohibited.
- A ball that passes over the backboard—either front to back or back to front—is considered out of bounds.

1964-65

- Coaches must remain seated on the bench except while the clock is stopped or to direct or encourage players on the court. This rule is to help keep coaches from inciting undesirable crowd reactions toward the officials.

1967-68

- The dunk is made illegal during the game and pregame warm-up.

1970-71

- During a jump ball, a nonjumper may not change his position from the time the official is ready to make the toss until after the ball has been touched.

1972-73

- The free throw on the first six common fouls each half by a team is eliminated.
- Players cannot attempt to create the false impression that they have been fouled in charging/guarding situations or while screening when the contact was only incidental. An official can charge the "actor" with a technical foul for unsportsmanlike conduct if, in the official's opinion, the actor is making a travesty of the game.
- Freshmen are eligible to play varsity basketball. This was the result of a change in the NCAA bylaws, not the basketball playing rules.

1973-74

- Officials may now penalize players for fouls occurring away from the ball, such as grabbing, holding and setting illegal screens.

1974-75

- During a jump ball, a non-jumper on the restraining circle may move around the circle after the ball has left the official's hands.
- A player charged with a foul is no longer required to raise his hand. (In 1978, however, it was strongly recommended that a player start raising his hand again.)

1976-77

- The dunk is made legal again.

1981-82

- The jump ball is used only at the beginning of the game and the start of each overtime. An alternating arrow will indicate possession in jump-ball situations during the game.
- All fouls charged to bench personnel shall be assessed to the head coach.

1982-83

- When the closely guarded five-second count is reached, it is no longer a jump-ball situation. It is a violation, and the ball is awarded to the defensive team out of bounds.

1983-84

- Two free throws are taken for each common foul committed within the last two minutes of the second half and the entire overtime period, if the bonus rule is in effect. (This rule was rescinded one month into the season.)

1984-85

- The coaching box is introduced, whereby a coach and all bench personnel must remain in the 28-foot-long coaching box unless seeking information from the scorers' table.

1985-86

- The 45-second clock is introduced. The team in control of the ball must now shoot for a goal within 45 seconds after it attains team control.
- If a shooter is fouled intentionally and the shot is missed, the penalty will be two shots and possession of the ball out of bounds to the team that was fouled.
- The head coach may stand throughout the game, while all other bench personnel must remain seated.

1986-87

- The three-point field goal is introduced and set at 19 feet 9 inches from the center of the basket.
- A coach may leave the confines of the bench at any time without penalty to correct a scorer's or timer's mistake. A technical foul is assessed if there is no mistake. (This was changed the next year to a timeout.) Also, a television replay may be used to prevent or rectify a scorer's or timer's mistake or a malfunction of the clock.

1987-88

- Each intentional personal foul carries a two-shot penalty plus possession of the ball.

1988-89

- Any squad member who participates in a fight will be ejected from the game and will be placed on probation. If that player participates in a second fight during the season, he will be suspended for one game. A third fight involving the same person results in suspension for the rest of the season including championship competition.

1990-91

- Beginning with the team's 10th personal foul in a half, two free throws are awarded for each common foul, except player-control fouls.
- Three free throws are awarded when a shooter is fouled during an unsuccessful three-point try.
- The fighting rule is amended. The first time any squad member or bench personnel participates in a fight he will be suspended for the team's next game. If that same person participates in a second fight, he will be suspended for the rest of the season, including championship competition.

1991-92

- Contact technical fouls count toward the five fouls for player disqualification and toward the team fouls in reaching bonus free-throw situations.
- The shot clock is reset when the ball strikes the basket ring, not when a shot leaves the shooter's hands as it had been ever since the rule was introduced in 1986.

1992-93

- Unsporting technical fouls, in addition to contact technical fouls, count toward the five fouls for player disqualification and toward the team fouls in reaching bonus free-throw situations.

1993-94

- The shot clock is reduced to 35 seconds from 45. The team in control of the ball must shoot for a goal within 35 seconds after it gains team control.
- A foul shall be ruled intentional if, while playing the ball, a player causes excessive contact with an opponent.
- The game clock will be stopped after successful field goals in the last minute of the game and the last minute of any overtime period with no substitution allowed.
- The five-second dribbling violation when closely guarded is eliminated.
- The rule concerning the use of profanity is expanded to include abusive and obscene language in an effort to curtail verbal misconduct by players and coaches.

1994-95

- The inner circle at mid-court is eliminated.
- Scoring is restricted to a tap-in when (3/10) (.3) of a second or less remain on the game clock or shot clock.
- The fighting and suspension rules are expanded to include coaches and team personnel.

1995-96

- All unsporting technical fouls charged to anyone on the bench count toward the team foul total.
- Teams are allowed one 20-second timeout per half. This was an experimental rule in the 1994-95 season.

1996-97

- Teams shall warm up and shoot at the end of the court farthest from their own bench for the first half. Previously, teams had the choice of baskets in the first half.
- In games not involving commercial electronic media, teams are entitled to four full-length timeouts and two 20-second timeouts per game. In games involving commercial electronic media, teams are entitled to two full-length timeouts and three 20-second timeouts per game.

1997-98

- The five-second dribbling violation when closely guarded is reinstated.
- Timeout requests can be made by a player on the court or by the head coach.

1998-99

- In a held-ball situation initiated by the defense, the ball shall be awarded to the defensive team. Previously, possession was awarded by the direction of the possession arrow.

1999-00

- Held-ball change from previous season rescinded.
- Twenty-second timeouts increased to 30 seconds in length. New electronic-media timeout format adopted.
- Uniform numbers one and two are permitted.
- Officials must consult courtside television monitors, when available, to judge whether a game-deciding last-second shot in the second half or any extra period counts. (This was passed during the season.)

2000-01

- Technical fouls divided into direct (two-shot penalty) and indirect (one-shot penalty) with ball returned to point of interruption.

2001-02

- Both direct and indirect technical fouls penalized by two shots and returned to point of interruption.
- Officials can check an official courtside monitor to determine if a try is a three- or two-point attempt, regardless of whether the try is successful.

2002-03

- Composite ball can be used without mutual consent of coaches.
- Two free-throw lane spaces closest to the free-thrower shall remain unoccupied.
- No free throws to offended team in bonus for personal fouls committed by team while in team control or in possession of the ball during a throw-in (team-control foul).

2003-04

- Officials may consult courtside monitor at end of either half or any extra period to determine: (1) if a field-goal try beat the horn; (2) whether a shot-clock violation at the end of the first half beat the horn; or, (3) whether a shot-clock violation that will determine the outcome of a game beat the horn. The officials also may use a courtside monitor to correct a timer's mistake or to determine if the game clock or shot clock expired at or near the end of a period.
- A team shall have control when a player of that team has disposal of the ball for a throw-in.

2005-06

- Expanding on the rule from two seasons before, officials who consult a courtside monitor at the end of either half or any extra period can correct the official game time if needed and/or determine whether a foul was committed before time expired. Officials can also consult a courtside monitor any time during the game to correct a timer's mistake.
- The time allowed to replace a disqualified player was reduced from 30 to 20 seconds and the warning signal will be sounded five seconds before the expiration of the time limit.
- Violations when the ball has been intentionally kicked will no longer result in the reset of the shot clock to 35 seconds. When the violation occurs with 15 or fewer seconds remaining, the shot clock will be reset to 15 seconds. Otherwise, when the violation occurs with more than 15 seconds remaining, there shall be no reset of the shot clock.

Important Rules Changes by Subject

Ball: 1930-31, The maximum circumference of the ball is reduced from 32 to 31 inches, and the maximum weight from 23 to 22 ounces. 1934-35, The circumference of the ball again is reduced to between 29 1/2 and 30 1/4 inches. 1938-39, The circumference of the ball is established as 30 inches. 2002-03, Mutual consent no longer needed for composite ball to be legal.

Basket Equipment: 1896-97, Backboards are installed. 1913-14, The bottom of the net is left open. 1920-21, The backboards are moved 2 feet from the wall of the court. Before this rule, players would "climb" the padded wall to sink baskets. 1939-40, The backboards are moved from 2 to 4 feet from the end line to permit freer movement under the basket. 1940-41, Fan-shaped backboards are made legal. 1946-47, Transparent backboards are authorized. 1957-58, A ball that passes over the backboard—either front to back or back to front—is considered out of bounds. 1996-97, Teams shall warm up and shoot at the end of the court farthest from their

own bench for the first half. Previously, teams had the choice of baskets in the first half. 2002-03, For Division I, shot clocks had to be mounted and recessed on backboard, red warning light had to be added and game clock had to show 10th-of-a-second display. 2003-04, for Division II, shot clocks must be recessed and mounted.

Block/Charge: 1928-29, The charging foul by the dribbler is introduced. 1972-73, Players cannot attempt to create the false impression that they have been fouled in charging/guarding situations or while screening when the contact was only incidental. An official can charge the "actor" with a technical foul for unsportsmanlike conduct if, in the official's opinion, the actor is making a travesty of the game. 2002, Prior rule was deleted because of lack of use.

Clock Stoppage: 1947-48, The clock is stopped on every dead ball the last three minutes of the second half and of every extra period. This includes every time a goal is scored because the ball is considered dead until put into play again. (This rule was abolished in 1951.)

Closely Guarded: 1982-83, When the closely guarded five-second count is reached, it is no longer a jump-ball situation. It is a violation, and the ball is awarded to the defensive team out of bounds. 1993-94, The five-second dribbling violation when closely guarded is eliminated. 1997-98, The five-second dribbling violation when closely guarded is reinstated.

Coaching: 1910-11, No coaching is allowed during the progress of the game by anybody connected with either team. A warning is given for the first violation and a free throw is awarded after that. 1948-49, Coaches are allowed to speak to players during a timeout. 1964-65, Coaches must remain seated on the bench except while the clock is stopped or to direct or encourage players on the court. This rule is to help keep coaches from inciting undesirable crowd reactions toward the officials. 1984-85, The coaching box is introduced, whereby a coach and all bench personnel must remain in the 28-foot-long coaching box unless seeking information from the scorers' table. 1985-86, The head coach may stand throughout the game, while all other bench personnel must remain seated. 1986-87, A coach may leave the confines of the bench at any time without penalty to correct a scorer's or timer's mistake. A technical foul is assessed if there is no mistake. (This penalty was changed the next year to a timeout.) Also, a television replay may be used to prevent or rectify a scorer's or timer's mistake or a malfunction of the clock. 1994-95, The fighting and suspension rules are expanded to include coaches and team personnel. 1995-96, All unsporting technical fouls charged to anyone on the bench count toward the team foul total.

Dunk: 1967-68, The dunk is made illegal during the game and pregame warm-up. 1976-77, The dunk is made legal again but remains illegal during warm-up.

Field Goals: 1895-96, A field goal changes from three to two points, and free throws from three points to one point.

Fighting: 1988-89, Any squad member who participates in a fight will be ejected from the game and will be placed on probation. If that individual participates in a second fight during the season, he will be suspended for one game. A third fight involving the same person results in suspension for the rest of the season including championship competition. 1990-91, The fighting rule is amended. The first time any squad member or bench personnel participates in a fight he will be suspended for the team's next game. If that same person participates in a second fight, he will be suspended for the rest of the season, including championship competition. 1994-95, The fighting and suspension rules are expanded to include coaches and team personnel.

Fouling Out: 1910-11, Players are disqualified upon committing their fourth personal foul. 1942-43, Any player who is eligible to start an extra period will be allowed an extra personal foul, increasing the total so disqualification is on the fifth foul. 1944-45, Five personal fouls disqualify a player. An extra foul is not permitted in overtime games. 1991-92, Contact technical fouls count toward the five fouls for player disqualification and toward the team fouls in reaching bonus free-throw situations.

Free Throws: 1894-95, The free-throw line is moved from 20 to 15 feet. 1923-24, The player fouled must shoot his own free throws. Before this rule, one person usually shot all his team's free throws. 1935-36, After a made free throw, the team scored upon shall put the ball in play at the end of the court where the goal had been scored. 1939-40, Teams have the choice of whether to take a free throw or take the ball out of bounds at mid-court. If two or more free throws are awarded, this option applies to the last throw. 1952-53, Teams can no longer waive free throws in favor of taking the ball out of bounds. 1952-53, The one-and-one free-throw rule is introduced, although the bonus is used only if the first shot is missed. The rule will be in effect the entire game except the last three minutes, when every foul is two shots. 1954-55, The one-and-one free throw is changed so that the bonus shot is given only if the first shot is made. 1955-56, The two-shot penalty in the last three minutes of the game is eliminated. The one-and-one is now in effect the entire game. 1956-57, The free-throw lane is increased from 6 feet to 12 feet. On the lineup for a free throw, the two spaces adjacent to the end line must be occupied by opponents of the free thrower. In the past, one space was marked "H" for a home team player to occupy, and across the lane the first space was marked "V" for a visiting team player to stand in. 1957-58, One free throw for each common foul is taken for the first six personal fouls by one team in each half, and the one-and-one is used thereafter. 1972-73, The free throw on the first six common fouls each half by a team is eliminated. 1974-75, A player charged with a foul is no longer required to raise his hand. (In 1978, however, it was strongly recommended that a player start raising his hand again.) 1983-84, Two free throws are taken for each common foul committed within the last two minutes of the second half and the entire overtime period, if the bonus rule is in effect. (This rule was rescinded one month into the season.) 1985-86, If a shooter is fouled intentionally and the shot is missed, the penalty will be two shots and possession of the ball out of bounds to the team that was fouled. 1987-88, Each intentional personal foul carries a two-shot penalty plus possession of the ball. 1990-91, Beginning with the team's 10th personal foul in a half, two free throws are awarded for each common foul, except player-control fouls. 1990-91, Three free throws are awarded when a shooter is fouled during an unsuccessful three-point try. 1991-92, Contact technical fouls count toward the five fouls for player disqualification and toward the team fouls in reaching bonus free-throw situations. 1992-93, Unsporting technical fouls, in addition to contact technical fouls, count toward the five fouls for player disqualification and toward the team fouls in reaching bonus free-throw situations. 1995-96, All unsporting technical fouls charged to anyone on the bench count toward the team foul total. 2000-01, Number of players permitted on free-throw lane reduced from eight to six. 2002-03, Lane spaces closest to the free-thrower shall remain unoccupied.

Freshmen: 1972-73, Freshmen are eligible to play varsity basketball. This was the result of a change in the NCAA bylaws, not the basketball playing rules.

Goaltending/Basket Interference: 1944-45, Defensive goaltending is banned. 1957-58, Offensive goaltending is now banned, as an addition to the original 1945 rule.

Held Ball: 1930-31, A held ball may be called when a closely guarded player is withholding the ball from play for five seconds. The result will be a jump ball. 1998-99, In a held-ball situation initiated by the defense, the ball shall be awarded to the defensive team. Previously, possession was awarded by the direction of the possession arrow. This was rescinded the next season.

Intentional Foul: 1985-86, If a shooter is fouled intentionally and the shot is missed, the penalty will be two shots and possession of the ball out of bounds to the team that was fouled. 1987-88, Each intentional personal foul carries a two-shot penalty plus possession of the ball. 1993-94, A foul shall be ruled intentional if, while playing the ball, a player causes excessive contact with an opponent.

Jump Ball/Alternate Possession: 1930-31, A held ball may be called when a closely guarded player is withholding the ball from play for five seconds. The result will be a jump ball. 1937-38, The center jump after every goal scored is eliminated. 1970-71, During a jump ball, a non-jumper may not change his position from the time the official is ready to make the toss until after the ball has been touched. 1974-75, During a jump ball, a non-jumper on the restraining circle may move around it after the ball has left the official's hands. 1981-82, The jump ball is used only at the beginning of the game and the start of each extra period. An alternating arrow will indicate possession in held-ball situations during the game. 1994-95, The inner circle at mid-court is eliminated.

Lines: 1894-95, The free-throw line is moved from 20 to 15 feet. 1932-33, The 10-second center (division) line is introduced to reduce stalling. 1956-57, The free-throw lane is increased from 6 feet to 12 feet. On the lineup for a free throw, the two spaces adjacent to the end line must be occupied by opponents of the free-thrower. In the past, one space was marked "H" for a home team player to occupy, and across the lane the first space was marked "V" for a visiting team player to stand in. 1984-85, The coaching box is introduced, whereby a coach and all bench personnel must remain in the 28-foot-long coaching box unless seeking information from the scorers' table. 1986-87, The three-point field goal is introduced and set at 19 feet 9 inches from the center of the basket. 1994-95, The inner circle at mid-court is eliminated.

Officials: 1908-09, A second official is added for games in an effort to curb the rough play. 1977-78, The option of a third official is allowed.

Out of Bounds: 1957-58, A ball that passes over the backboard—either front to back or back to front—is considered out of bounds.

Overtime: 1942-43, Any player who is eligible to start an extra period will be allowed an extra personal foul, increasing the total so disqualification is on the fifth foul. 1944-45, An extra foul is not permitted in overtime games. 1993-94, The game clock will be stopped after successful field goals in the last minute of the game and the last minute of any extra period with no substitution allowed.

Periods: 1951-52, Games are to be played in four 10-minute quarters. Before this, games were played in two 20-minute halves. 1954-55, Games are changed back to being played in two 20-minute halves. 1996-97, Teams shall warm up and shoot at the end of the court farthest from their own bench for the first half. Previously, teams had the choice of baskets in the first half.

Rough Play: 1908-09, A second official is added for games in an effort to curb the rough play. 1939-40, Teams have the choice of whether to take a free throw or take the ball out of bounds at mid-court. If two or more free throws are awarded, this option applies to the last throw. 1952-53, Teams can no longer waive free throws in favor of taking the ball out of bounds. 1957-58, One free throw for each common foul is taken for the first six personal fouls by one team in each half, and the one-and-one is used thereafter. 1972-73, The free throw on the first six common fouls each half by a team is eliminated. 1973-74, Officials may now penalize players for fouls occurring away from the ball, such as grabbing, holding and setting illegal screens. 1974-75, A player charged with a foul is no longer required to raise his hand. (In 1978, however, it was strongly recommended that a player start raising his hand again.) 1983-84, Two free throws are taken for each common foul committed within the last two minutes of the second half and the entire overtime period, if the bonus rule is in effect. (This rule was rescinded one month into the season.) 1987-88, Each intentional personal foul carries a two-shot penalty plus possession of the ball. 1990-91, Beginning with the team's 10th personal foul in a half, two free throws are awarded for each common foul, except player-control fouls. 1991-92, Contact technical fouls count toward the five fouls for player disqualification and toward the team fouls in reaching bonus free-throw situations. 1992-93, Unsporting technical fouls, in addition to contact technical fouls, count toward the five fouls for player disqualification and toward the team fouls in reaching bonus free-throw situations. 1993-94, A foul shall be ruled intentional if, while playing the ball, a player causes excessive contact with an opponent. 2000-01, Number of players permitted on free-throw lane reduced from eight to six.

Shot Clock/Stalling: 1932-33, The 10-second center (division) line is introduced to reduce stalling. 1985-86, The 45-second clock is introduced. The team in control of the ball must now shoot for a goal within 45 seconds after it attains team control. 1991-92, The shot clock is reset when the ball strikes the basket ring, not when a shot leaves the shooter's hands as it had been ever since the rule was introduced in 1986. 1993-94, The shot clock is reduced to 35 seconds from 45. The team in control of the ball must shoot for a goal within 35 seconds after it gains team con-

1993-94, The game clock will be stopped after successful field goals in the last minute of the game and the last minute of any overtime period with no substitution allowed. Officials may consult courtside monitor at end of either half or any extra period to determine: (1) if a field-goal try beat the horn; (2) whether a shot-clock violation at the end of the first half beat the horn; or, (3) whether a shot-clock violation that will determine the outcome of a game beat the horn. The officials also may use a courtside monitor to correct a timer's mistake or to determine if the game clock or shot clock expired at or near the end of a period. 2005-06, Violations when the ball has been intentionally kicked will no longer result in the reset of the shot clock to 35 seconds. When the violation occurs with 15 or fewer seconds remaining, the shot clock will be reset to 15 seconds. Otherwise, when the violation occurs with more than 15 seconds remaining, there shall be no reset of the shot clock.

Shot in Closing Seconds: 1994-95, Scoring is restricted to a tap-in when 3/10 (.3) of a second or less remain on the game clock or shot clock. 1999-00, During the season, rules committee made rule that requires official to look at courtside monitor to decipher if a potential game-determining shot in the last second of the game or overtime should count. 2003-04, Officials may consult courtside monitor at end of either half or any extra period to determine: (1) if a field-goal try beat the horn; (2) whether a shot-clock violation at the end of the first half beat the horn; or, (3) whether a shot-clock violation that will determine the outcome of a game beat the horn. The officials also may use a courtside monitor to correct a timer's mistake or to determine if the game clock or shot clock expired at or near the end of a period.

Substitution: 1920-21, A player can re-enter the game once. Before this rule, if a player left the game, he could not re-enter for the rest of the game. 1933-34, A player may re-enter the game twice. 1944-45, Unlimited substitution is introduced. 1993-94, The game clock will be stopped after successful field goals in the last minute of the game and the last minute of any extra period with no substitution allowed. 2005-06, The time allowed to replace a disqualified player was reduced from 30 to 20 seconds and the warning signal will be sounded five seconds before the expiration of the time limit.

Technical Fouls: 1938-39, The ball will be thrown in from out of bounds at mid-court by the team shooting a free throw after a technical foul. Before, the ball was put into play with a center jump after a technical-foul free throw. 1956-57, Grasping the basket is now classified as a technical foul under unsportsmanlike tactics. 1981-82, All fouls charged to bench personnel shall be assessed to the head coach. 1988-89, Any squad member who participates in a fight will be ejected from the game and will be placed on probation. If that player participates in a second fight during the season, he will be suspended for one game. A third fight involving the same person results in suspension for the rest of the season including championship competition. 1990-91, The fighting rule is amended. The first time any squad member or bench personnel participates in a fight he will be suspended for the team's next game. If that same person participates in a second fight, he will be suspended for the rest of the season, including championship competition. 1991-92, Contact technical fouls count toward the five fouls for player disqualification and toward the team fouls in reaching bonus free-throw situations. 1992-93, Unsporting technical fouls, in addition to contact technical fouls, count toward the five fouls for player disqualification and toward the team fouls in reaching bonus free-throw situations. 1993-94, The rule concerning the use of profanity is expanded to include abusive and obscene language in an effort to curtail verbal misconduct by players and coaches. 1994-95, The fighting and sus-

pension rules are expanded to include coaches and team personnel. 2000-01, technical fouls divided into direct (two-shot penalty) and indirect (one-shot penalty) with ball returned to point of interruption. 2001-02, Both direct and indirect technical fouls penalized by two shots and return to point of interruption.

Television Replay: 1986-87, A coach may leave the confines of the bench at any time without penalty to correct a scorer's or timer's mistake. A technical foul is assessed if there is no mistake. (This was changed the next year to a timeout.) Also, a television replay may be used to prevent or rectify a scorer's or timer's mistake or a malfunction of the clock. 1999-00, Officials must consult courtside television monitors, when available, to judge whether a game-deciding last-second shot in the second half or any extra period counts. (This was passed during season.) 2001-02, Officials can check an official courtside monitor to determine if a try is a three- or two-point attempt, regardless of whether the try is successful. 2003-04, Officials may consult courtside monitor at end of either half or any extra period to determine: (1) if a field-goal try beat the horn; (2) whether a shot-clock violation at the end of the first half beat the horn; or, (3) whether a shot-clock violation that will determine the outcome of a game beat the horn. The officials also may use a courtside monitor to correct a timer's mistake or to determine if the game clock or shot clock expired at or near the end of a period. 2005-06, Expanding on the rule from two seasons before, officials who consult a courtside monitor at end of either half or any extra period can correct the official game time if needed and/or determine whether a foul was committed before time expired. Officials can also consult a courtside monitor any time during the game to correct a timer's mistake.

Three Seconds: 1932-33, No player can stand in the free-throw lane with the ball more than three seconds. 1935-36, No offensive player can remain in the free-throw lane, with or without the ball, for more than three seconds. 1944-45, It becomes a violation for an offensive player to remain in the free-throw lane more than three seconds.

Three-Point Shot: 1986-87, The three-point field goal is introduced and set at 19 feet 9 inches from the center of the basket. 1990-91, Three free throws are awarded when a shooter is fouled during an unsuccessful three-point try.

Timeouts: 1948-49, Coaches are allowed to speak to players during a timeout. 1995-96, Teams are allowed one 20-second timeout per half. This was an experimental rule in the 1994-95 season. 1996-97, In games not involving commercial electronic media, teams are entitled to four full-length timeouts and two 20-second timeouts per game. In games involving commercial electronic media, teams are entitled to two full-length timeouts and three 20-second timeouts per game. 1997-98, Timeout requests can be made by a player on the court or by the head coach. 1999-00, Twenty-second timeouts increased to 30 seconds in length. New electronic-media timeout format adopted.

Traveling: 1900-01, A dribbler may not shoot for a field goal and may dribble only once, and then with two hands. 1908-09, A dribbler is permitted to shoot. The dribble is defined as the "continuous passage of the ball," making the double dribble illegal. 1921-22, Running with the ball changes from a foul to a violation.

Uniforms: 1957-58, On uniforms, the use of the single digit numbers one and two and any digit greater than five is prohibited. 1999-00, Uniform numbers one and two are permitted.

Basketball Rules Committee Secretary-Rules Editor Roster

Name	Affiliation	Years
Oswald Tower	non-NCAA	1939-59
John Bunn	Colorado St.	1960-67
Ed Steitz	Springfield	1967-91
Henry Nichols	Villanova	1992-96
Ed Bilik	Springfield	1997-present

Division I Basketball Rules Committee Chair Roster

Name	Affiliation	Years
H.H. Salmon Jr.	Princeton	1939-40
Floyd Rowe	non-NCAA	1941
James W. St. Clair	Southern Methodist	1942-44
E.J. Hickox	non-NCAA	1945, 1947
H.G. Olsen	Ohio St.	1946
George Edwards	Missouri	1948-51
Bruce Drake	Oklahoma	1952-55
Paul Hinkle	Butler	1956-59
H.E. Foster	Wisconsin	1960-65
Polk Robison	Texas Tech.	1966
Norvall Neve	Atlantic Coast, Missouri Valley Conferences	1967-75
Richard Wilson	Amherst	1976
John Carpenter	Rider	1977-78
Jack Thurnblad	Carleton	1979-80
C.M. Newton	Alabama, Southeastern Conference	1981-85

Name	Affiliation	Years
James Dutcher	Minnesota	1986
Jerry Krause	Eastern Wash.	1987
Richard Sauers	Albany (N.Y.)	1988
Gene Bartow	UAB	1989-93
George Raveling	Southern California	1994-96
Larry Keating Jr.	Seton Hall	1997
Herb Kenny	Wesleyan (Conn.)	1998
Reggie Minton	Air Force	1999-2000
Roy Williams	Kansas	2001
Art Hyland	Big East Conference	2002-03
Willis Wilson	Rice	2004
Perry Watson	Detroit	2005
Larry Keating	Kansas	2006

Basketball Rules Committee Roster

Name	Affiliation	Years
Phog Allen	Kansas	1939-41
William Anderson	Lafayette	1951-54
Lewis Andreas	Syracuse	1946-49
Tom Apke	Creighton, Colorado	1979-84
Tim Autry	South Carolina St.	1998-2002
Joe Baker	Wis-La Crosse	2003-05
Ralph Barkey	Sonoma St.	1996
Sam Barry	Southern California	1946-48
Justin Barry	Southern California	1949-51
Gene Bartow	Memphis, Illinois, UCLA, UAB	1974-78, 88-93
Steve Belko	Oregon	1966-69
John Bennington	St. Louis, Michigan St.	1960-65
Bill Berry	San Jose St.	1988-90

Name	Affiliation	Years	Name	Affiliation	Years
Ed Bilik	Springfield	1968-69, 72-78, 96-2002	Douglas Mills	Illinois	1947-53
Hoyt Brawner	Denver	1960-66	Reggie Minton	Air Force	1997-2000
Charlie Brock	Springfield	2003-present	Mike Montgomery	Stanford	1997-2000
Clint Bryant	Augusta St.	1996-99	Gerald Myers	Texas Tech	1986-92
Tom Bryant	Centre	1996-98	Norvall Neve	Atlantic Coast, Missouri Valley Conferences	1967-75
John Bunn	Stanford, Springfield, Colorado St.	1939-40, 54-67	C.M. Newton	Alabama, Southeastern Conference	1981-85
Clarence Burch	Lycoming	1979-82	Henry Nichols	Villanova	1992-96
Jim Burson	Muskingum	1987-92	Thomas Niland Jr.	Le Moyne	1985-91
L.C. Butler	Colorado St.	1951-53	Kenneth Norton	Manhattan	1955-59
E.M. Cameron	Duke	1956-61	Tom O'Connor	George Mason	1998-2003
John Carpenter	Rider	1973-78	Dave Odom	Wake Forest	2001-04
Don Casey	Temple	1979-82	H.G. Olsen	Ohio St.	1940-46
Dale Clayton	Carson-Newman	2003-present	Ray Oosting	Trinity (Conn.)	1946-49, 51, 58-62
Gary Colson	New Mexico, California	1986-92	James Padgett	California, Nevada	1972-74
Forrest Cox	Colorado	1940-44	Curtis Parker	Centenary (La.)	1939-41
Joe Dean Jr.	Birmingham So.	2003-present	Ted Paulauskas	St. Anselm	1997-99
Sumner A. Dole	Connecticut	1939-41	Richard H. Perry	UC Riverside	1992
Ed Douma	Hillsdale	2001-04	Vadal Peterson	Utah	1945-48
Bruce Drake	Oklahoma	1947-55	Mac Petty	Wabash	1987-92
Fran Dunphy	Penn.	2004-present	Digger Phelps	Notre Dame	1988-91
James Dutcher	Minnesota	1983-86	Jerry Pimm	Utah	1979-84
W.H.H. Dye	Washington	1955-59	Lonnie Porter	Regis (Colo.)	2004-present
C.S. Edmundson	Washington	1941-45	Clarence Price	California	1952-54
George Edwards	Missouri	1942-51	Skip Prosser	Wake Forest	2004-present
Fred Enke	Arizona	1957-61	Jack Ramsay	St. Joseph's	1966-67
Wesley E. Fesler	Wesleyan (Conn.)	1944	George Raveling	Southern California	1993-96
Dan Fitzgerald	Gonzaga	1996-97	Lonn Reisman	Tarleton St.	2000-03
H.E. Foster	Wisconsin	1958-66	Polk Robison	Texas Tech	1962-66
Clarence Gaines	Winston-Salem	1992-93	Paul Rundell	San Fran. St.	1980-81
Jayson Gee	Charleston (W.V.)	2001-03	Adolph Rupp	Kentucky	1962-66
Pete Gillen	Xavier	1993-97	Andy Russo	Florida Tech, Lynn	1997-2000
Jack Gray	Texas	1951-52	H.H. Salmon Jr.	Princeton	1939-40
Hugh Greer	Connecticut	1963	Richard Savers	Albany (N.Y.)	1983-87
Jim Gudger	Tex. A&M-Commerce	1976, 78	William Scanlon	Union (N.Y.)	1989-94
Dick Hack	Medaille	2006-present	Norman Shepard	Davidson	1942-47
Richard Harter	Penn.	1972	J. Dallas Shirley	Southern Conference	1984-87
Clem Haskins	Minnesota	1992-96	Dean Smith	North Carolina	1967-69, 72-73
E.O. "Doc" Hayes	Southern Methodist	1967-69	James W. St. Clair	Southern Methodist	1939-44
R.E. Henderson	Baylor	1953-56	Floyd Stahl	Ohio St.	1956-57, 60-61
Paul Hinkle	Butler	1954-59	Ed Steitz	Springfield	1959-91
Howard Hobson	Yale	1952-55	Norm Stewart	Missouri	1985-91
Ron Holmes	McMurry	1999-2002	Kenneth Stibler	Biscayne	1978-84
Art Hyland	Big East Conference	1998-2003	Eddie Sutton	Arkansas	1980-85
Henry Iba	Oklahoma St.	1952-54, 67-69	H. Jamison Swarts	Penn.	1941-45
Clarence Iba	Tulsa	1956-59	A.K. Tebell	Virginia	1948-52
George Ireland	Loyola (Ill.)	1963-66	Bob Thomson	Pacific	2004-present
Calvin Irvin	N.C. A&T	1979	John Thompson III	Princeton	2003-04
Brad Jackson	Western Wash.	2004-present	Jack Thurnblad	Carleton	1975-80
Bill Jones	North Ala.	1985-91	Alvin J. Van Wie	Wooster	1981-86
Larry Keating, Jr.	Seton Hall	1994-97; 2003-present	Bob Vanatta	Sunshine State Conference	1994-95
Herb Kenny	Wesleyan (Conn.)	1993-98	Kevin Vande Streek	Calvin	2003-present
William Knapton	Beloit	1981-86	M. Edward Wagner	California Collegiate Athletic Association	1976-79
Jack Kraft	Villanova	1968-69	Russell Walseth	Colorado	1972-75, 77-78
Jerry Krause	Eastern Wash. St.	1976-78, 83-87	Perry Watson	Detroit	2002-05
Mike Kryzyewski	Duke	1991	Stanley Watts	Brigham Young	1954-57
John Kundla	Minnesota	1968-69, 72-74	Clifford Wells	Tulane	1953-56
Eugene Lambert	Arkansas	1945-49	Don White	Connecticut	1945
Dale Lash	Springfield	1942-43	Phillip Witherspoon	Buffalo	2006-present
Debora Lazorik	Marietta	1999-2002	Vining William	Ouachita Baptist	1977
Harry Litwack	Temple	1960-65	James Williams	Colorado St.	1972-78
Edward P. Markey	St. Michael's	1992-95	Roy Williams	Kansas	1997-2000
Jack Martin	Lamar	1974-79	Floyd Wilson	Harvard	1964-69
Rollie Massimino	UNLV	1993-95	Richard Wilson	Amherst	1972-75
Arthur McAfee	Morehouse	1975-80	Willis Wilson	Rice	2001-04
Walter "Doc" Meanwell	Wisconsin	1939	Willard A. Witte	Wyoming	1939
Gene Mehaffey	Ohio Wesleyan	1993-98	John Wooden	UCLA	1961-64
Bill Menefee	Baylor	1972-73	Ned Wulk	Arizona St.	1968-69
Ray Meyer	DePaul	1979-82	Jim Zalacca	New Paltz St., Potsdam St.	1999-2002
Joey Meyer	DePaul	1993-95			

Division I Basketball Firsts

The First Time...

Playing rules were published:

January 1892 in the Springfield College school newspaper, *The Triangle*.

A game was played:

January 20, 1892, at the Training School of the International YMCA College, now known as Springfield College in Massachusetts.

A game was played in public:

March 11, 1892, at Springfield College. A crowd of 200 saw the students defeat the teachers, 5-1.

A full schedule of games was played by a college:

1894, when the University of Chicago compiled a 6-1 season record.

A game between two colleges was played:

February 9, 1895, when the Minnesota School of Agriculture defeated Hamline, 9-3. Nine players were allowed on the court at the same time for both teams.

A game between two colleges was played with five players on each team:

January 16, 1896, when Chicago defeated Iowa, 15-12, in Iowa City. Iowa's starting lineup was composed of a YMCA team that just happened to be university students.

A game between two true college teams with five players on a team was played:

1897, when Yale defeated Penn, 32-10.

A conference season was played:

1901-02 by the East League, known today as the Ivy Group.

A conference tournament was played:

1921 by the Southern Conference. Kentucky was the winner.

A consensus all-America team was selected:

1929. Members were Charley Hyatt, Pittsburgh; Joe Schaaf, Penn; Charles Murphy, Purdue; Vern Corbin, California; Thomas Churchill, Oklahoma; and John Thompson, Montana State.

The National Invitation Tournament was played:

1938, when Temple was the winner.

A college game was televised:

February 28, 1940, when Pittsburgh defeated Fordham, 50-37, at Madison Square Garden in New York City. In the second game, New York University defeated Georgetown, 50-27.

The three-point shot was used experimentally in a game:

February 7, 1945, Columbia defeated Fordham, 73-58. The three-point line was set at 21 feet from the basket and Columbia scored 11 "long goals" to Fordham's nine. Also, free-throwers had an option to take their shots from the regular 15-foot distance for one point or from 21 feet for two points. Eight "long fouls" were made during the game.

The 12-foot free-throw lane was used experimentally in a game:

February 7, 1945, Columbia defeated Fordham, 73-58 in the same game as mentioned above. The free-throw lane was widened from 6 feet to 12 for this game and the rule was adopted 11 years later.

An Associated Press poll was published:

1949, when St. Louis was ranked No. 1. By the end of the season, Kentucky had taken over the top spot.

NCAA Tournament Firsts

The first game:

March 17, 1939, when Villanova defeated Brown, 42-30, in Philadelphia.

The first championship game:

March 27, 1939, when Oregon defeated Ohio State, 46-33, in Evanston, Illinois.

The first time two teams from the same conference played in the NCAA tournament:

1944, when Iowa State and Missouri, both of the Big Six, played in the Western regional.

The first time four teams advanced to the final site:

1946 (North Carolina, Ohio State, Oklahoma State and California).

The first championship game televised:

1946, locally in New York City by WCBS-TV. Oklahoma State defeated North Carolina, 43-40. An estimated 500,000 watched the game on television.

The first repeat champion:

Oklahoma State followed its 1945 championship with a title in 1946.

First NCAA championship team to have an integrated roster of white and black players:

CCNY's 1950 squad is believed to be the first integrated championship team.

The first time conference champions qualified automatically:

1951.

The first time a conference tournament champion qualified automatically for the NCAA tournament instead of the regular-season champion:

1952, North Carolina State finished second in the Southern Conference but won the conference postseason tournament.

The first time there were four regional sites:

1952.

The first time games were televised regionally:

1952.

The first time a Final Four was played on Friday and Saturday:

1954.

The first tournament championship game televised nationally:

1954, for a broadcast rights fee of \$7,500.

The first time an undefeated team won the NCAA championship:

1956, when San Francisco went 29-0.

The first time two teams from the same state played in the NCAA title game:

1961, when Cincinnati defeated Ohio State, 70-65, in overtime.

The first championship team to start five African-Americans:

UTEP in 1966—Harry Flournoy, David Lattin, Bobby Joe Hill, Orsten Artis and Willie Cager.

The first time the Final Four was played on Thursday and Saturday:

1969.

The first time the Final Four was played on Saturday and Monday:

1973.

The first NCAA title game televised during prime time:

UCLA's win over Memphis in 1973 was televised by NBC.

The first time television rights totaled more than \$1 million:

1973.

The first public draw for Final Four tickets:

1973 for the 1974 championship.

The first time teams other than the conference champion could be chosen at large from the same conference:

1975.

The first reference to the term "Final Four":

1975 Official Collegiate Basketball Guide, page 5 in national preview-review section written by Ed Chay of the Cleveland Plain Dealer. Chay wrote, "Outspoken Al McGuire of Marquette, whose team was one of the final four in Greensboro, was among several coaches who said it was good for college basketball that UCLA was finally beaten."

The first time two teams from the same conference played in the Final Four title game:

1976, when Indiana defeated Michigan, 86-68. Both teams were Big Ten members.

The first time the seeding process was used to align teams in the bracket:

1978.

The first reference to term "Final Four" is capitalized:

1978 Official Collegiate Basketball Guide (page 7, first line).

The first time all teams were seeded in the bracket:

1979.

The first public lottery for Final Four tickets:

1979.

The first time more than two teams from the same conference were allowed in the NCAA tournament:

1980.

The first time none of the No. 1 seeds in the NCAA tournament advanced to the Final Four:

1980.

The first time the Rating Percentage Index (RPI), a computer ranking system, was used as an aid in evaluating teams for at-large selections and seeding:

1981.

The first time two No. 1 seeds in the NCAA tournament advanced to the Final Four:

1981.

The first time a Final Four logo was produced that was specific to the site of the championship game:

1981, when the final game was played in Philadelphia and the logo included the Liberty Bell.

The first live television broadcast of the selection show announcing the NCAA tournament bracket:

1982.

The first time CBS was awarded the television rights for the NCAA tournament:

1982.

The first time a men's and women's team from the same school advanced to the Final Four in the same year:

1983, when both Georgia teams lost in the national semifinals.

The first time awards were presented to all participating teams in the NCAA championship tournament:

1984.

The first time 64 teams participated in the NCAA tournament:

1985.

The first time three teams from the same conference advanced to the Final Four:

1985, when Georgetown, St. John's (New York) and Villanova represented the Big East.

The first time all 64 NCAA tournament teams were subject to drug testing:

1987.

The first time neutral courts were used in all rounds of the NCAA tournament:

1989.

The first time all the Nos. 1 and 2 seeds in the NCAA tournament advanced to the Sweet Sixteen:

1989.

The first time a bearded coach advanced to the Final Four:

P.J. Carlesimo of Seton Hall in 1989.

The first time a minimum facility seating capacity of 12,000 for first and second rounds and regionals was established:

1993.

The first time three No. 1 seeds in the NCAA tournament advanced to the Final Four:

1993.

The first time two former Final Four most outstanding players returned to the Final Four:

1995, when North Carolina's Donald Williams (1993) and Arkansas' Corliss Williamson (1994) returned to the Final Four.

The first NCAA tournament MOP:

Marv Huffman of Indiana in 1940.

The first freshman named NCAA tournament MOP:

Annie Ferrin of Utah in 1944.

The first two-time NCAA tournament MOP:

Bob Kurland of Oklahoma State in 1945 and 1946.

The first NCAA tournament MOP not to play on the national championship team:

B.H. Born of Kansas in 1953.

The first football Heisman Trophy winner to play in the Final Four:

Terry Baker of Oregon State in 1963.

The first three-time NCAA tournament MOP:

Lew Alcindor of UCLA in 1967, 1968 and 1969.

The first player to play for two teams in the Final Four championship game:

Bob Bender, with Indiana in 1976 and Duke in 1978.

The first coach to win the NCAA title in his first year as a head coach:

Steve Fisher of Michigan in 1989.

The First Team(s)...**To win 30 games in a season:**

Wyoming went 31-2 in 1943.

To win a football bowl game and the NCAA tournament title in the same academic year:

Oklahoma State won the Cotton Bowl and the NCAA championship in 1944-45.

To be ranked No. 1 in the final regular-season poll and go on to win the NCAA championship:

Kentucky ended the 1949 regular season ranked No. 1 and proceeded to win its second NCAA title.

To win the NCAA tournament and the NIT in the same year:

CCNY won both tournaments in 1950.

To play for the national championship in both football and basketball in the same academic year:

Oklahoma lost in both the Orange Bowl and the Final Four title game in 1987-88.

Representing the same school to be ranked No. 1 in the men's and women's polls:

Connecticut's men's and women's basketball programs were ranked No. 1 in their respective top-25 polls February 13, 1995.

The First Coach...**Who also happened to be the inventor of the game:**

Dr. James Naismith invented the game in December 1891 at Springfield College in Massachusetts.

To lead his team to a finish among the final four teams in the nation in his first season as a head coach:

Ray Meyer of DePaul in 1943.

To be recognized as coach of the year:

Phil Woolpert of San Francisco was named the 1955 coach of the year by United Press International.

To take two different schools to the NCAA championship game:

Frank McGuire in 1957 with North Carolina after St. John's (New York) in 1952.

To win the NCAA championship after playing for an NCAA championship team:

Bob Knight coached Indiana to the championship in 1976 after playing for the 1960 Ohio State champions.

To take three different teams to the Final Four:

Rick Pitino—Providence in 1987, Kentucky in 1993 (first year) and Louisville in 2005.

To take two different teams to the Final Four:

Forddy Anderson and Frank McGuire. Anderson—Bradley in 1950 (first year) and Michigan State in 1957; McGuire—St. John's (New York) (first year) in 1952 and North Carolina in 1957.

To take two different teams to the NCAA tournament:

Ben Carnevale—North Carolina in 1946 (first year) and Navy in 1947.

To take three different teams to the NCAA tournament:

Eddie Hickey—Creighton in 1941 (first year), Saint Louis in 1952 and Marquette in 1959.

To take four different teams to the NCAA tournament:

Eddie Sutton—Creighton in 1974 (first year), Arkansas in 1977, Kentucky in 1986 and Oklahoma State in 1991.

The First Player...**To be named consensus all-American three times:**

John Wooden of Purdue from 1930-32.

To score 1,000 points in his career:

Christian Steinmetz of Wisconsin from 1903-05.

To score 50 points in one game:

Hank Luisetti of Stanford, who scored 50 in a win over Duquesne, January 1, 1938.

To popularize the jump shot:

Hank Luisetti of Stanford in 1936-38.

African-American to be named to the consensus all-America team:

Don Barksdale of UCLA in 1947.

To score 2,000 points in his career:

Jim Lacy of Loyola (Md.) scored 2,154 points from 1946-49.

To lead the nation in scoring during the regular season and play for the NCAA championship team in the same year:

Clyde Lovellette of Kansas in 1952.

To achieve 2,000 points and 2,000 rebounds in his career:

Tom Gola of La Salle scored 2,462 points and pulled down 2,201 rebounds from 1952-55.

To grab 50 rebounds in one game:

Bill Chambers of William and Mary brought down 51 boards against Virginia on February 14, 1953.

To grab 700 rebounds in a season:

Walt Dukes of Seton Hall brought down 734 boards during the 1953 season.

To score 100 points in a game:

Frank Selvy of Furman scored 100 points in a 149-95 victory over Newberry on February 13, 1954, in Greenville, South Carolina.

To score 1,000 points in a single season:

Frank Selvy of Furman scored 1,209 during the 1954 season.

To average 40 points a game for a season:

Frank Selvy of Furman averaged 41.7 points a game during the 1954 season.

To average 30 points a game for a career:

Frank Selvy of Furman averaged 32.5 points a game from 1952-54.

To average more than 20 points and 20 rebounds per game during his career:

Bill Russell of San Francisco from 1954-56. He averaged 20.7 points and 20.3 rebounds.

Recognized as the player of the year:

Tom Gola of La Salle was named the 1955 player of the year by United Press International.

To score 3,000 points in his career:

Pete Maravich of LSU scored 3,667 points from 1968-70.

To average 40 points a game for a career:


Pete Maravich of LSU averaged 44.2 points a game from 1968-70.

To lead the nation in scoring and rebounding in the same season:

Xavier McDaniel of Wichita State in 1985.

To make 400 three-point field goals in his career:

Doug Day of Radford hit 401 three-pointers from 1990-93.



Conferences

2005 Division I Conference Standings	254
Division I Conference Champions Season By Season	256
Division I Conference Alignment History	268
Division I Alignment History	272
2005 Division II Conference Standings	273
2005 Division III Conference Standings	275



2005 Division I Conference Standings

AMERICA EAST CONFERENCE

	Conference			Full Season		
	W	L	Pct.	W	L	Pct.
Vermont #	16	2	.889	25	7	.781
Northeastern	15	3	.833	21	10	.677
Boston U.	14	4	.778	20	9	.690
Albany (N.Y.)	9	9	.500	13	15	.464
Binghamton	8	10	.444	12	17	.414
Maine	8	10	.444	14	15	.483
Stony Brook	6	12	.333	12	17	.414
New Hampshire	5	13	.278	9	19	.321
UMBC	5	13	.278	11	18	.379
Hartford	4	14	.222	8	20	.286

ATLANTIC COAST CONFERENCE

	Conference			Full Season		
	W	L	Pct.	W	L	Pct.
North Carolina	14	2	.875	33	4	.892
Wake Forest	13	3	.813	27	6	.818
Duke #	11	5	.688	27	6	.818
Virginia Tech	8	8	.500	16	14	.533
Georgia Tech	8	8	.500	20	12	.625
Miami (Fla.)	7	9	.438	16	13	.552
North Carolina St.	7	9	.438	21	14	.600
Maryland	7	9	.438	19	13	.594
Clemson	5	11	.313	16	16	.500
Florida St.	4	12	.250	12	19	.387
Virginia	4	12	.250	14	15	.483

ATLANTIC SUN CONFERENCE

	Conference			Full Season		
	W	L	Pct.	W	L	Pct.
Gardner-Webb	13	7	.650	18	12	.600
UCF #	13	7	.650	24	9	.727
Belmont	12	8	.600	14	16	.467
Jacksonville	11	9	.550	16	13	.552
Lipscomb	11	9	.550	16	12	.571
Georgia St.	11	9	.550	14	15	.483
Mercer	11	9	.550	16	12	.571
Troy	10	10	.500	12	18	.400
Fla. Atlantic	10	10	.500	10	17	.370
Stetson	8	12	.400	10	17	.370
Campbell	0	20	.000	2	25	.074

ATLANTIC 10 CONFERENCE

	Conference			Full Season		
	W	L	Pct.	W	L	Pct.
East Division						
St. Joseph's	14	2	.875	24	12	.667
Temple	11	5	.688	16	14	.533
Massachusetts	9	7	.563	16	12	.571
Fordham	8	8	.500	13	16	.448
Rhode Island	4	12	.250	6	22	.214
St. Bonaventure	1	15	.063	2	26	.071
West Division						
George Washington	11	5	.688	22	8	.733
Xavier	10	6	.625	17	12	.586
Dayton	10	6	.625	18	11	.621
Richmond	8	5	.615	14	15	.483
Duquesne	5	11	.313	8	22	.267
La Salle	5	11	.313	10	19	.345

BIG EAST CONFERENCE

	Conference			Full Season		
	W	L	Pct.	W	L	Pct.
Boston College	13	3	.813	25	5	.833
Connecticut	13	3	.813	23	8	.742
Syracuse #	11	5	.688	27	7	.794
Villanova	11	5	.688	24	8	.750
Pittsburgh	10	6	.625	20	9	.690
Notre Dame	9	7	.563	17	12	.586
Georgetown	8	8	.500	19	13	.594
West Virginia	8	8	.500	24	11	.686
Providence	4	12	.250	14	17	.452
Seton Hall	4	12	.250	12	16	.429
St. John's (N.Y.)	3	13	.188	9	18	.333
Rutgers	2	14	.125	10	19	.345

BIG SKY CONFERENCE

	Conference			Full Season		
	W	L	Pct.	W	L	Pct.
Portland St.	11	3	.786	19	9	.679
Montana St.	9	5	.643	14	14	.500
Montana #	9	5	.643	18	13	.581
Sacramento St.	8	6	.571	12	16	.429
Weber St.	7	7	.500	14	16	.467
Eastern Wash.	5	9	.357	8	20	.286
Northern Ariz.	4	10	.286	11	17	.393
Idaho St.	3	11	.214	9	18	.333

BIG SOUTH CONFERENCE

	Conference			Full Season		
	W	L	Pct.	W	L	Pct.
Winthrop #	15	1	.938	27	6	.818
Liberty	11	5	.688	13	15	.464
UNC Asheville	8	8	.500	11	17	.393
Birmingham-So.	7	9	.438	16	14	.533
Radford	7	9	.438	12	16	.429
High Point	7	9	.438	13	18	.419
Charleston So.	7	9	.438	13	17	.433
Coastal Caro.	7	9	.438	10	19	.345
VMI	3	13	.188	9	18	.333

BIG TEN CONFERENCE

	Conference			Full Season		
	W	L	Pct.	W	L	Pct.
Illinois #	15	1	.938	37	2	.949
Michigan St.	13	3	.813	26	7	.788
Wisconsin	11	5	.688	25	9	.735
Minnesota	10	6	.625	21	11	.656
Indiana	10	6	.625	15	14	.517
Ohio St.	8	8	.500	20	12	.625
Iowa	7	9	.438	21	12	.636
Northwestern	6	10	.375	15	16	.484
Michigan	4	12	.250	13	18	.419
Purdue	3	13	.188	7	21	.250
Penn St.	1	15	.063	7	23	.233

BIG 12 CONFERENCE

	Conference			Full Season		
	W	L	Pct.	W	L	Pct.
Oklahoma	12	4	.750	25	8	.758
Kansas	12	4	.750	23	7	.767
Oklahoma St. #	11	5	.688	26	7	.788
Texas Tech	10	6	.625	22	11	.667
Iowa St.	9	7	.563	19	12	.613
Texas	9	7	.563	20	11	.645
Texas A&M	8	8	.500	21	10	.677
Missouri	7	9	.438	16	17	.485
Nebraska	7	9	.438	14	14	.500
Kansas St.	6	10	.375	17	12	.586
Colorado	4	12	.250	14	16	.467
Baylor	1	15	.063	9	19	.321

BIG WEST CONFERENCE

	Conference			Full Season		
	W	L	Pct.	W	L	Pct.
Pacific	18	0	1.000	27	4	.871
Utah St. #	13	5	.722	24	8	.750
Cal St. Fullerton	12	6	.667	21	11	.656
Cal St. Northridge	12	6	.667	18	13	.581
UC Irvine	8	10	.444	16	13	.552
Long Beach St.	7	11	.389	10	20	.333
UC Santa Barb.	7	11	.389	11	18	.379
Idaho	6	12	.333	8	22	.267
UC Riverside	4	14	.222	9	19	.321
Cal Poly	3	15	.167	5	22	.185

COLONIAL ATHLETIC ASSOCIATION

	Conference			Full Season		
	W	L	Pct.	W	L	Pct.
Old Dominion #	15	3	.833	28	6	.824
UNC Wilmington	13	5	.722	19	10	.655
Va. Commonwealth	13	5	.722	19	13	.594
Hofstra	12	6	.667	21	9	.700
Drexel	12	6	.667	17	12	.586
George Mason	10	8	.556	16	13	.552
Delaware	7	11	.389	11	20	.355
William & Mary	3	15	.167	8	21	.276
James Madison	3	15	.167	6	22	.214
Towson	2	16	.111	5	24	.172

CONFERENCE USA

	Conference			Full Season		
	W	L	Pct.	W	L	Pct.
Louisville #	14	2	.875	33	5	.868
Charlotte	12	4	.750	21	8	.724
Cincinnati	12	4	.750	25	8	.758
UAB	10	6	.625	22	11	.667
DePaul	10	6	.625	20	11	.645
Houston	9	7	.563	18	14	.563
Memphis	9	7	.563	22	16	.579
TCU	8	8	.500	21	14	.600
Marquette	7	9	.438	19	12	.613
St. Louis	6	10	.375	9	21	.300
South Fla.	5	11	.313	14	16	.467
Tulane	4	12	.250	10	18	.357
East Caro.	4	12	.250	9	19	.321
Southern Miss.	2	14	.125	11	17	.393

HORIZON LEAGUE

	Conference			Full Season		
	W	L	Pct.	W	L	Pct.
Wis.-Milwaukee #	14	2	.875	26	6	.813
Wis.-Green Bay	10	6	.625	17	11	.607
Detroit	9	7	.563	14	16	.467
Ill.-Chicago	8	8	.500	15	14	.517
Wright St.	8	8	.500	15	15	.500
Loyola (Ill.)	8	8	.500	13	17	.433
Butler	7	9	.438	13	15	.464
Cleveland St.	6	10	.375	9	17	.346
Youngtown St.	2	14	.125	5	23	.179

IVY GROUP

	Conference			Full Season		
	W	L	Pct.	W	L	Pct.
Penn	13	1	.929	20	9	.690
Cornell	8	6	.571	13	14	.481
Harvard	7	7	.500	12	15	.444
Yale	7	7	.500	11	16	.407
Dartmouth	7	7	.500	10	17	.370
Princeton	6	8	.429	15	13	.536
Brown	5	9	.357	12	16	.429
Columbia	3	11	.214	12	15	.444

METRO ATLANTIC ATHLETIC CONFERENCE

	Conference			Full Season		
	W	L	Pct.	W	L	Pct.
Niagara #	13	5				

	Conference			Full Season		
	W	L	Pct.	W	L	Pct.
Valparaiso	10	6	.625	15	16	.484
IUPUI	9	7	.563	16	13	.552
Western Ill.	7	9	.438	11	17	.393
Chicago St.	7	9	.438	9	19	.321
Oakland #	7	9	.438	13	19	.406
Southern Utah ..	6	10	.375	13	15	.464
Centenary (La.)	1	15	.063	3	24	.111

MID-EASTERN ATHLETIC CONFERENCE

	Conference			Full Season		
	W	L	Pct.	W	L	Pct.
Delaware St. # ..	14	4	.778	19	14	.576
Hampton	13	5	.722	17	13	.567
Coppin St.	13	5	.722	14	15	.483
South Carolina St.	11	7	.611	19	12	.613
Norfolk St.	11	7	.611	13	14	.481
Morgan St.	10	7	.588	14	16	.467
Florida A&M.....	9	8	.529	14	15	.483
Bethune-Cookman	8	9	.471	13	17	.433
N.C. A&T.....	5	13	.278	6	24	.200
Howard	2	16	.111	5	23	.179
Md.-East. Shore ..	1	16	.059	2	26	.071

MISSOURI VALLEY CONFERENCE

	Conference			Full Season		
	W	L	Pct.	W	L	Pct.
Southern Ill.	15	3	.833	27	8	.771
Wichita St.	12	6	.667	22	10	.688
Creighton #	11	7	.611	23	11	.676
UNI	11	7	.611	21	11	.656
Missouri St.	10	8	.556	19	13	.594
Illinois St.	8	10	.444	17	13	.567
Drake	7	11	.389	13	16	.448
Bradley	6	12	.333	13	15	.464
Evansville	5	13	.278	11	17	.393
Indiana St.	5	13	.278	11	20	.355

MOUNTAIN WEST CONFERENCE

	Conference			Full Season		
	W	L	Pct.	W	L	Pct.
Utah	13	1	.929	29	6	.829
New Mexico # ..	10	4	.714	26	7	.788
Air Force	9	5	.643	18	12	.600
UNLV	7	7	.500	17	14	.548
Wyoming	7	7	.500	15	13	.536
San Diego St.	4	10	.286	11	18	.379
Colorado St.	3	11	.214	11	17	.393
Brigham Young ..	3	11	.214	9	21	.300

NORTHEAST CONFERENCE

	Conference			Full Season		
	W	L	Pct.	W	L	Pct.
Monmouth	14	4	.778	16	13	.552
Fairleigh Dickinson #	13	5	.722	20	13	.606
Robert Morris ..	11	7	.611	14	15	.483
St. Francis (Pa.) ..	10	8	.556	15	13	.536
Long Island	10	8	.556	14	15	.483
Wagner	10	8	.556	13	17	.433
St. Francis (N.Y.) ..	9	9	.500	13	15	.464
Central Conn. St. ..	8	10	.444	12	16	.429
Quinnipiac	6	12	.333	10	17	.370
Mt. St. Mary's	5	13	.278	7	20	.259
Sacred Heart	3	15	.167	4	23	.148

OHIO VALLEY CONFERENCE

	Conference			Full Season		
	W	L	Pct.	W	L	Pct.
Tennessee Tech ..	12	4	.750	18	11	.621
Eastern Ky. #	11	5	.688	22	9	.710
Murray St.	11	5	.688	17	11	.607
Samford	10	6	.625	15	13	.536
Southeast Mo. St. ..	9	7	.563	15	14	.517
Tennessee St.	9	7	.563	14	17	.452
Austin Peay	9	7	.563	13	19	.406
Eastern Ill.	7	9	.438	12	16	.429
Morehead St.	5	11	.313	11	16	.407
Tenn.-Martin	3	13	.188	6	21	.222
Jacksonville St.	2	14	.125	7	22	.241

PACIFIC-10 CONFERENCE

	Conference			Full Season		
	W	L	Pct.	W	L	Pct.
Arizona	15	3	.833	30	7	.811
Washington #.....	14	4	.778	29	6	.829
UCLA	11	7	.611	18	11	.621
Stanford	11	7	.611	18	13	.581
Oregon St.	8	10	.444	17	15	.531
Arizona St.	7	11	.389	18	14	.563
Washington St.	7	11	.389	12	16	.429
Oregon	6	12	.333	14	13	.519
California	6	12	.333	13	16	.448
Southern California	5	13	.278	12	17	.414

PATRIOT LEAGUE

	Conference			Full Season		
	W	L	Pct.	W	L	Pct.
Holy Cross	13	1	.929	25	7	.781
Bucknell #	10	4	.714	23	10	.697
American	8	6	.571	16	12	.571
Lehigh	7	7	.500	14	15	.483
Colgate	7	7	.500	12	16	.429
Navy	5	9	.357	9	19	.321
Lafayette	5	9	.357	9	19	.321
Army	1	13	.071	3	24	.111

SOUTHEASTERN CONFERENCE

	Conference			Full Season		
	W	L	Pct.	W	L	Pct.
Eastern Division						
Kentucky	14	2	.875	28	6	.824
Florida #	12	4	.750	24	8	.750
Vanderbilt	8	8	.500	20	14	.588
South Carolina	7	9	.438	20	13	.606
Tennessee	6	10	.375	14	17	.452
Georgia	2	14	.125	8	20	.286

Western Division

Alabama	12	4	.750	24	8	.750
LSU	12	4	.750	20	10	.667
Mississippi St.	9	7	.563	23	11	.676
Arkansas	6	10	.375	18	12	.600
Mississippi	4	12	.250	14	17	.452
Auburn	4	12	.250	14	17	.452

SOUTHERN CONFERENCE

	Conference			Full Season		
	W	L	Pct.	W	L	Pct.
North Division						
Chattanooga	10	6	.625	20	11	.645
UNC Greensboro #..	9	7	.563	18	12	.600
Appalachian St.	9	7	.563	18	12	.600
Elon	5	11	.313	8	23	.258
East Tenn. St.	4	12	.250	10	19	.345
Western Caro.	3	13	.188	8	22	.267
South Division						
Davidson	16	0	1.000	23	9	.719
Col. of Charleston ..	10	6	.625	18	10	.643
Ga. Southern	10	6	.625	18	13	.581
Furman	9	7	.563	16	13	.552
Wofford	7	9	.438	14	14	.500
Citadel	4	12	.250	12	16	.429

SOUTHLAND CONFERENCE

	Conference			Full Season		
	W	L	Pct.	W	L	Pct.
Northwestern St.	13	3	.813	21	12	.636
Southeastern La. # ..	13	3	.813	24	9	.727
Sam Houston St.	11	5	.688	18	12	.600
Texas-San Antonio ..	10	6	.625	15	13	.536
Lamar	9	7	.563	18	11	.621
Texas St.	8	8	.500	14	14	.500
McNeese St.	8	8	.500	13	15	.464
Texas-Arlington	7	9	.438	13	15	.464
Stephen F. Austin ..	6	10	.375	12	15	.444
La.-Monroe	2	14	.125	8	19	.296
Nicholls St.	1	15	.063	6	21	.222

SOUTHWESTERN ATHLETIC CONFERENCE

	Conference			Full Season		
	W	L	Pct.	W	L	Pct.
Alabama A&M #	12	6	.667	18	14	.563
Grambling	11	7	.611	14	12	.538
Jackson St. ^	11	7	.611	15	17	.469
Mississippi Val.	11	7	.611	13	15	.464
Alabama St.	11	7	.611	15	15	.500
Southern U.	10	8	.556	14	15	.483
Texas Southern ^	6	12	.333	11	15	.423
Ark.-Pine Bluff ^	6	12	.333	7	21	.250
Alcorn St.	6	12	.333	7	22	.241
Prairie View ^	6	12	.333	5	23	.179

^ In the conference only standings, Texas Southern forfeited wins over Jackson State, Arkansas-Pine Bluff and Prairie View. The overall records are not affected.

SUN BELT CONFERENCE

	Conference			Full Season		
	W	L	Pct.	W	L	Pct.
East Division						
Ark.-Little Rock	10	4	.714	18	10	.643
Western Ky.	9	5	.643	22	9	.710
Middle Tenn.	7	7	.500	19	12	.613
Arkansas St.	7	7	.500	16	13	.552
Florida Int'l	4	10	.286	13	17	.433

West Division

Denver	12	3	.800	20	11	.645
La.-Lafayette #	11	4	.733	20	11	.645
New Orleans	7	8	.467	13	17	.433
South Ala.	6	9	.400	10	18	.357
North Texas	6	9	.400	14	14	.500
New Mexico St.	1	14	.067	6	24	.200

WEST COAST CONFERENCE

	Conference			Full Season		
	W	L	Pct.	W	L	Pct.
Gonzaga #	12	2	.857	26	5	.839
St. Mary's (Cal.)	11	3	.786	25	9	.735
Santa Clara	7	7	.500	15	16	.484
San Diego	7	7	.500	16	13	.552
Pepperdine	6	8	.429	17	14	.548
San Francisco	6	8	.429	17	14	.548
Portland	4	10	.286	15	15	.500
Loyola Marymount ...	3	11	.214	11	17	.393

WESTERN ATHLETIC CONFERENCE

Division I Conference Champions Season By Season

Regular-season and conference tournament champions; No. refers to the number of teams in the conference or tournament.

AMERICA EAST CONFERENCE

Season	No.	Regular Season
1980	10	Boston U./Northeastern
1981	9	Northeastern
1982	9	Northeastern
1983	9	Boston U./New Hampshire
1984	8	Northeastern
1985	9	Northeastern/Canisius
1986	10	Northeastern
1987	10	Northeastern
1988	10	Siena
1989	10	Siena
1990	7	Northeastern
1991	6	Northeastern
1992	8	Delaware
1993	8	Drexel/Northeastern
1994	8	Drexel
1995	9	Drexel
1996	10	Drexel
1997	10	Boston U.
1998	10	Delaware/Boston U.
1999	10	Delaware/Drexel
2000	10	Hofstra
2001	10	Hofstra
2002	9	Boston U./Vermont
2003	9	Boston U.
2004	10	Boston U.
2005	10	Vermont

Season	No.	Conference Tournament
1980	8	Holy Cross
1981	6	Northeastern
1982	6	Northeastern
1983	9	Boston U.
1984	8	Northeastern
1985	9	Northeastern
1986	10	Northeastern
1987	10	Northeastern
1988	10	Boston U.
1989	10	Siena
1990	7	Boston U.
1991	6	Northeastern
1992	8	Delaware
1993	8	Delaware
1994	8	Drexel
1995	9	Drexel
1996	10	Drexel
1997	10	Boston U.
1998	10	Delaware
1999	10	Delaware
2000	10	Hofstra
2001	10	Hofstra
2002	8	Boston U.
2003	8	Vermont
2004	10	Vermont
2005	10	Vermont

AMERICAN SOUTH CONFERENCE

Season	No.	Regular Season
1988	6	Louisiana Tech/New Orleans
1989	6	New Orleans
1990	6	Louisiana Tech/New Orleans
1991	7	New Orleans/Arkansas St.

Season	No.	Conference Tournament
1988	6	Louisiana Tech
1989	6	Louisiana Tech
1990	6	New Orleans
1991	7	Louisiana Tech

AMERICAN WEST CONFERENCE

Season	No.	Regular Season
1995	4	Southern Utah
1996	4	Cal Poly

Season	No.	Conference Tournament
1995	4	Southern Utah
1996	4	Southern Utah

ATLANTIC COAST CONFERENCE

Season	No.	Regular Season
1954	8	Duke
1955	8	North Carolina St.
1956	8	North Carolina St./North Carolina
1957	8	North Carolina
1958	8	Duke
1959	8	North Carolina St./North Carolina
1960	8	North Carolina
1961	8	North Carolina
1962	8	Wake Forest
1963	8	Duke
1964	8	Duke
1965	8	Duke
1966	8	Duke
1967	8	North Carolina
1968	8	North Carolina
1969	8	North Carolina
1970	8	South Carolina
1971	8	North Carolina
1972	7	North Carolina
1973	7	North Carolina St.
1974	7	North Carolina St.
1975	7	Maryland
1976	7	North Carolina
1977	7	North Carolina
1978	7	North Carolina
1979	7	Duke/North Carolina
1980	8	Maryland
1981	8	Virginia
1982	8	North Carolina/Virginia
1983	8	North Carolina/Virginia
1984	8	North Carolina
1985	8	Georgia Tech/North Carolina/ North Carolina St.
1986	8	Duke
1987	8	North Carolina
1988	8	North Carolina
1989	8	North Carolina St.
1990	8	Clemson
1991	8	Duke
1992	9	Duke
1993	9	North Carolina
1994	9	Duke
1995	9	Maryland/North Carolina/ Virginia/Wake Forest
1996	9	Georgia Tech
1997	9	Duke
1998	9	Duke
1999	9	Duke
2000	9	Duke
2001	9	Duke/North Carolina
2002	9	Maryland
2003	9	Wake Forest
2004	9	Duke
2005	11	North Carolina

Season	No.	Conference Tournament
1954	8	North Carolina St.
1955	8	North Carolina St.
1956	8	North Carolina St.
1957	8	North Carolina
1958	8	Maryland
1959	8	North Carolina St.
1960	8	Duke
1961	7	Wake Forest
1962	8	Wake Forest
1963	8	Duke
1964	8	Duke
1965	8	North Carolina St.
1966	8	Duke
1967	8	North Carolina
1968	8	North Carolina
1969	8	North Carolina
1970	8	North Carolina St.
1971	8	South Carolina
1972	7	North Carolina
1973	7	North Carolina St.
1974	7	North Carolina St.
1975	7	North Carolina
1976	7	Virginia
1977	7	North Carolina
1978	7	Duke
1979	7	North Carolina
1980	8	Duke
1981	8	North Carolina
1982	8	North Carolina

Season	No.	Conference Tournament
1983	8	North Carolina St.
1984	8	Maryland
1985	8	Georgia Tech
1986	8	Duke
1987	8	North Carolina St.
1988	8	Duke
1989	8	North Carolina
1990	8	Georgia Tech
1991	7	North Carolina
1992	9	Duke
1993	9	Georgia Tech
1994	9	North Carolina
1995	9	Wake Forest
1996	9	Wake Forest
1997	9	North Carolina
1998	9	North Carolina
1999	9	Duke
2000	9	Duke
2001	9	Duke
2002	9	Duke
2003	9	Duke
2004	9	Maryland
2005	11	Duke

ATLANTIC SUN CONFERENCE

Season	No.	Regular Season
1979	8	La.-Monroe
1980	7	La.-Monroe
1981	9	Houston Baptist
1982	9	Ark.-Little Rock
1983	8	Ark.-Little Rock
1984	8	Houston Baptist
1985	8	Southern
1986	8	Ark.-Little Rock
1987	10	Ark.-Little Rock
1988	10	Ark.-Little Rock/Ga. Southern
1989	10	Ga. Southern
1990	9	Centenary (La.)
1991	8	Texas-San Antonio
1992	8	Ga. Southern
1993	7	Florida Int'l
1994	10	Col. of Charleston
1995	11	Col. of Charleston
1996	12	Col. of Charleston (East)/Samford (West)/Southeastern La. (West)
1997	12	Col. of Charleston (East)/ Samford (West)
1998	12	Col. of Charleston (East)/ Georgia St. (West)
1999	11	Samford
2000	10	Georgia St./Troy
2001	10	Georgia
2002	11	Georgia St./Troy
2003	12	Belmont (North)/Mercer (South)/Troy (South)
2004	11	Troy
2005	11	UCF/Gardner-Webb

Season	No.	Conference Tournament
1979	6	La.-Monroe
1980	7	Centenary (La.)
1981	9	Mercer
1982	7	La.-Monroe
1983	8	Ga. Southern
1984	8	Houston Baptist
1985	8	Mercer
1986	8	Ark.-Little Rock
1987	8	Ga. Southern
1988	8	Texas-San Antonio
1989	8	Ark.-Little Rock
1990	8	Ark.-Little Rock
1991	8	Georgia St.
1992	8	Ga. Southern
1993	8	DNP
1994	8	UCF
1995	8	Florida Int'l
1996	8	UCF
1997	8	Col. of Charleston
1998	8	Col. of Charleston
1999	8	Samford
2000	10	Samford
2001	10	Georgia St.
2002	8	Fla. Atlantic
2003	8	Troy
2004	8	UCF
2005	8	UCF

ATLANTIC 10 CONFERENCE

Season	No.	Regular Season
1977	8	Rutgers (Eastern)/West Virginia (Western)/Penn St. (Western)
1978	8	Rutgers/Villanova
1979	8	Villanova
1980	8	Villanova/Duquesne/Rutgers
1981	8	Rhode Island/Duquesne
1982	8	West Virginia
1983	10	Rutgers (Eastern)/St. Bonaventure (Western)/West Virginia (Western)
1984	10	Temple
1985	10	West Virginia
1986	10	St. Joseph's
1987	10	Temple
1988	10	Temple
1989	10	West Virginia
1990	10	Temple
1991	10	Rutgers
1992	9	Massachusetts
1993	8	Massachusetts
1994	9	Massachusetts
1995	9	Massachusetts
1996	12	Massachusetts (East)/George Washington (West)/Virginia Tech (West)
1997	12	St. Joseph's (East)/Xavier (West)
1998	12	Temple (East)/Xavier (West)/George Washington (West)/Dayton (West)
1999	12	Temple (East)/George Washington (West)
2000	12	Temple (East)/Dayton (West)
2001	11	St. Joseph's
2002	12	Temple (East)/St. Joseph's (East)/Xavier (West)
2003	12	St. Joseph's (East)/Xavier (West)
2004	12	St. Joseph's (East)/Dayton (West)
2005	12	St. Joseph's (East)/George Washington (West)

Season	No.	Conference Tournament
1977	8	Duquesne
1978	8	Villanova
1979	8	Rutgers
1980	8	Villanova
1981	8	Pittsburgh
1982	8	Pittsburgh
1983	10	West Virginia
1984	10	West Virginia
1985	10	Temple
1986	10	St. Joseph's
1987	10	Temple
1988	10	Temple
1989	10	Rutgers
1990	10	Temple
1991	10	Penn St.
1992	9	Massachusetts
1993	8	Massachusetts
1994	9	Massachusetts
1995	9	Massachusetts
1996	12	Massachusetts
1997	12	St. Joseph's
1998	12	Xavier
1999	12	Rhode Island
2000	12	Temple
2001	11	Temple
2002	12	Xavier
2003	11	Dayton
2004	12	Xavier
2005	12	George Washington

BIG EAST CONFERENCE

Season	No.	Regular Season
1980	7	Syracuse/Georgetown/St. John's (N.Y.)
1981	8	Boston College
1982	8	Villanova
1983	9	Boston College/Villanova/St. John's (N.Y.)
1984	9	Georgetown
1985	9	St. John's (N.Y.)
1986	9	St. John's (N.Y.)/Syracuse
1987	9	Syracuse/Georgetown/Pittsburgh
1988	9	Pittsburgh
1989	9	Georgetown
1990	9	Connecticut/Syracuse
1991	9	Syracuse
1992	10	Seton Hall/Georgetown/St. John's (N.Y.)
1993	10	Seton Hall

Season	No.	Regular Season
1994	10	Connecticut
1995	10	Connecticut
1996	13	Georgetown (Big East 7)/Connecticut (Big East 6)
1997	13	Georgetown (Big East 7)/Villanova (Big East 6)/Boston College (Big East 6)
1998	13	Syracuse (Big East 7)/Connecticut (Big East 6)
1999	13	Connecticut
2000	13	Syracuse/Miami (Fla.)
2001	14	Boston College (East)/Notre Dame (West)
2002	14	Connecticut (East)/Pittsburgh (West)
2003	14	Boston College (East)/Connecticut (East)/Pittsburgh (West)/Syracuse (West)
2004	14	Pittsburgh
2005	12	Boston College/Connecticut

Season	No.	Conference Tournament
1980	7	Georgetown
1981	8	Syracuse
1982	8	Georgetown
1983	9	St. John's (N.Y.)
1984	9	Georgetown
1985	9	Georgetown
1986	9	St. John's (N.Y.)
1987	9	Georgetown
1988	9	Syracuse
1989	9	Georgetown
1990	9	Connecticut
1991	9	Seton Hall
1992	10	Syracuse
1993	10	Seton Hall
1994	10	Providence
1995	10	Villanova
1996	13	Connecticut
1997	13	Boston College
1998	13	Connecticut
1999	13	Connecticut
2000	13	St. John's (N.Y.)
2001	12	Boston College
2002	12	Connecticut
2003	12	Pittsburgh
2004	12	Connecticut
2005	11	Syracuse

BIG EIGHT CONFERENCE

(Note: The Big Eight and Missouri Valley conferences share the same history from 1908-28.)

Season	No.	Regular Season
1908	6	Kansas
1909	6	Kansas
1910	6	Kansas
1911	5	Kansas
1912	6	Nebraska/Kansas
1913	6	Nebraska
1914	7	Kansas/Nebraska
1915	7	Kansas
1916	7	Nebraska
1917	7	Kansas St.
1918	7	Missouri
1919	8	Kansas St.
1920	8	Missouri
1921	9	Missouri
1922	9	Missouri/Kansas
1923	9	Kansas
1924	9	Kansas
1925	9	Kansas
1926	10	Kansas
1927	10	Kansas
1928	10	Oklahoma
1929	6	Oklahoma
1930	6	Missouri
1931	6	Kansas
1932	6	Kansas
1933	6	Kansas
1934	6	Kansas
1935	6	Iowa St.
1936	6	Kansas
1937	6	Kansas/Nebraska
1938	6	Kansas
1939	6	Missouri/Oklahoma
1940	6	Kansas/Missouri/Oklahoma
1941	6	Iowa St./Kansas
1942	6	Kansas/Oklahoma
1943	6	Kansas
1944	6	Iowa St./Oklahoma
1945	6	Iowa St.
1946	6	Kansas

Season	No.	Regular Season
1947	6	Oklahoma
1948	7	Kansas St.
1949	7	Nebraska/Oklahoma
1950	7	Kansas/Kansas St./Nebraska
1951	7	Kansas St.
1952	7	Kansas
1953	7	Kansas
1954	7	Kansas/Colorado
1955	7	Colorado
1956	7	Kansas St.
1957	7	Kansas
1958	7	Kansas St.
1959	8	Kansas St.
1960	8	Kansas/Kansas St.
1961	8	Kansas St.
1962	8	Colorado
1963	8	Colorado/Kansas St.
1964	8	Kansas St.
1965	8	Oklahoma St.
1966	8	Kansas
1967	8	Kansas
1968	8	Kansas St.
1969	8	Colorado
1970	8	Kansas St.
1971	8	Kansas
1972	8	Kansas St.
1973	8	Kansas St.
1974	8	Kansas
1975	8	Kansas
1976	8	Missouri
1977	8	Kansas St.
1978	8	Kansas
1979	8	Oklahoma
1980	8	Missouri
1981	8	Missouri
1982	8	Missouri
1983	8	Missouri
1984	8	Oklahoma
1985	8	Oklahoma
1986	8	Kansas
1987	8	Missouri
1988	8	Oklahoma
1989	8	Oklahoma
1990	8	Missouri
1991	8	Oklahoma St./Kansas
1992	8	Kansas
1993	8	Kansas
1994	8	Missouri
1995	8	Kansas
1996	8	Kansas

Season	No.	Conference Tournament
1977	8	Kansas St.
1978	8	Missouri
1979	8	Oklahoma
1980	8	Kansas St.
1981	8	Kansas
1982	8	Missouri
1983	8	Oklahoma St.
1984	8	Kansas
1985	8	Oklahoma
1986	8	Kansas
1987	8	Missouri
1988	8	Oklahoma
1989	8	Missouri
1990	8	Oklahoma
1991	8	Missouri
1992	8	Kansas
1993	8	Missouri
1994	8	Nebraska
1995	8	Oklahoma St.
1996	8	Iowa St.

BIG SKY CONFERENCE

Season	No.	Regular Season
1964	6	Montana St.
1965	6	Weber St.
1966	6	Weber St./Gonzaga
1967	6	Gonzaga/Montana St.
1968	6	Weber St.
1969	6	Weber St.
1970	6	Weber St.
1971	6	Weber St.
1972	8	Weber St.
1973	8	Weber St.
1974	8	Idaho St./Montana
1975	8	Montana
1976	8	Boise St./Weber St./Idaho St.
1977	8	Idaho St.
1978	8	Montana

Season	No.	Regular Season
1979	8	Weber St.
1980	8	Weber St.
1981	8	Idaho
1982	8	Idaho
1983	8	Weber St./Nevada
1984	8	Weber St.
1985	8	Nevada
1986	8	Northern Ariz./Montana
1987	8	Montana St.
1988	9	Boise St.
1989	9	Boise St./Idaho
1990	9	Idaho
1991	9	Montana
1992	9	Montana
1993	8	Idaho
1994	8	Weber St./Idaho St.
1995	8	Montana/Weber St.
1996	8	Montana St.
1997	9	Northern Ariz.
1998	9	Northern Ariz.
1999	9	Weber St.
2000	9	Montana/Eastern Wash.
2001	9	Cal St. Northridge
2002	8	Montana St.
2003	8	Weber St.
2004	8	Eastern Wash.
2005	8	Portland St.

Season	No.	Conference Tournament
1976	8	Boise St.
1977	8	Idaho St.
1978	8	Weber St.
1979	8	Weber St.
1980	8	Weber St.
1981	8	Idaho
1982	8	Idaho
1983	8	Weber St.
1984	8	Nevada
1985	8	Nevada
1986	7	Montana St.
1987	8	Idaho St.
1988	9	Boise St.
1989	9	Idaho
1990	9	Idaho
1991	9	Montana
1992	6	Montana
1993	6	Boise St.
1994	6	Boise St.
1995	6	Weber St.
1996	6	Montana St.
1997	6	Montana
1998	6	Northern Ariz.
1999	6	Weber St.
2000	6	Northern Ariz.
2001	6	Cal St. Northridge
2002	6	Montana
2003	6	Weber St.
2004	6	Eastern Wash.
2005	6	Montana

BIG SOUTH CONFERENCE

Season	No.	Regular Season
1986	8	Charleston So.
1987	8	Charleston So.
1988	7	Coastal Caro.
1989	7	Coastal Caro.
1990	7	Coastal Caro.
1991	8	Coastal Caro.
1992	8	Radford
1993	9	Towson
1994	10	Towson
1995	9	UNC Greensboro
1996	9	UNC Greensboro
1997	8	Liberty/UNC Asheville
1998	7	UNC Asheville
1999	6	Winthrop
2000	8	Radford
2001	8	Radford
2002	8	Winthrop/UNC Asheville
2003	8	Winthrop
2004	9	Birmingham So./Liberty
2005	9	Winthrop

Season	No.	Conference Tournament
1986	8	Charleston So.
1987	8	Charleston So.
1988	7	Winthrop
1989	7	UNC Asheville
1990	7	Coastal Caro.
1991	8	Coastal Caro.

Season	No.	Conference Tournament
1992	8	Campbell
1993	9	Coastal Caro.
1994	8	Liberty
1995	8	Charleston So.
1996	8	UNC Greensboro
1997	8	Charleston So.
1998	7	Radford
1999	6	Winthrop
2000	6	Winthrop
2001	6	Winthrop
2002	8	Winthrop
2003	8	UNC Asheville
2004	8	Liberty
2005	8	Winthrop

BIG TEN CONFERENCE

Season	No.	Regular Season
1906	6	Minnesota
1907	5	Chicago/Minnesota/Wisconsin
1908	5	Chicago/Wisconsin
1909	8	Chicago
1910	8	Chicago
1911	8	Purdue/Minnesota
1912	8	Purdue/Wisconsin
1913	9	Wisconsin
1914	9	Wisconsin
1915	9	Illinois
1916	9	Wisconsin
1917	9	Minnesota/Illinois
1918	10	Wisconsin
1919	10	Minnesota
1920	10	Chicago
1921	10	Michigan/Wisconsin/Purdue
1922	10	Purdue
1923	10	Iowa/Wisconsin
1924	10	Wisconsin/Illinois/Chicago
1925	10	Ohio St.
1926	10	Purdue/Indiana/Michigan/Iowa
1927	10	Michigan
1928	10	Indiana/Purdue
1929	10	Wisconsin/Michigan
1930	10	Purdue
1931	10	Northwestern
1932	10	Purdue
1933	10	Northwestern/Ohio St.
1934	10	Purdue
1935	10	Purdue/Illinois/Wisconsin
1936	10	Indiana/Purdue
1937	10	Minnesota/Illinois
1938	10	Purdue
1939	10	Ohio St.
1940	10	Purdue
1941	10	Wisconsin
1942	10	Illinois
1943	10	Illinois
1944	10	Ohio St.
1945	10	Iowa
1946	10	Ohio St.
1947	9	Wisconsin
1948	9	Michigan
1949	9	Illinois
1950	9	Ohio St.
1951	10	Illinois
1952	10	Illinois
1953	10	Indiana
1954	10	Indiana
1955	10	Iowa
1956	10	Iowa
1957	10	Indiana/Michigan St.
1958	10	Indiana
1959	10	Michigan St.
1960	10	Ohio St.
1961	10	Ohio St.
1962	10	Ohio St.
1963	10	Ohio St./Illinois
1964	10	Michigan/Ohio St.
1965	10	Michigan
1966	10	Michigan
1967	10	Indiana/Michigan St.
1968	10	Ohio St./Iowa
1969	10	Purdue
1970	10	Iowa
1971	10	Ohio St.
1972	10	Minnesota
1973	10	Indiana
1974	10	Indiana/Michigan
1975	10	Indiana
1976	10	Indiana
1977	10	Michigan

Season	No.	Regular Season
1978	10	Michigan St.
1979	10	Michigan St./Purdue/Iowa
1980	10	Indiana
1981	10	Indiana
1982	10	Minnesota
1983	10	Indiana
1984	10	Illinois/Purdue
1985	10	Michigan
1986	10	Michigan
1987	10	Indiana/Purdue
1988	10	Purdue
1989	10	Indiana
1990	10	Michigan St.
1991	10	Ohio St./Indiana
1992	10	Ohio St.
1993	11	Indiana
1994	11	Purdue
1995	11	Purdue
1996	11	Purdue
1997	11	Minnesota
1998	11	Michigan St./Illinois
1999	11	Michigan St.
2000	11	Michigan St./Ohio St.
2001	11	Michigan St./Illinois
2002	11	Illinois/Ohio St./Indiana/Wisconsin
2003	11	Wisconsin
2004	11	Illinois
2005	11	Illinois

Season	No.	Conference Tournament
1998	11	Michigan
1999	11	Michigan St.
2000	11	Michigan St.
2001	11	Iowa
2002	11	Ohio St.
2003	11	Illinois
2004	11	Wisconsin
2005	11	Illinois

BIG 12 CONFERENCE

Season	No.	Regular Season
1997	12	Kansas
1998	12	Kansas
1999	12	Texas
2000	12	Iowa St.
2001	12	Iowa St.
2002	12	Kansas
2003	12	Kansas
2004	12	Oklahoma St.
2005	12	Oklahoma/Kansas

Season	No.	Conference Tournament
1997	12	Kansas
1998	12	Kansas
1999	12	Kansas
2000	12	Iowa St.
2001	12	Oklahoma
2002	12	Oklahoma
2003	12	Oklahoma
2004	11	Oklahoma St.
2005	12	Oklahoma St.

BIG WEST CONFERENCE

Season	No.	Regular Season
1970	6	Long Beach St.
1971	6	Long Beach St.
1972	7	Long Beach St.
1973	7	Long Beach St.
1974	7	Long Beach St.
1975	6	Long Beach St.
1976	6	Long Beach St./Cal St. Fullerton
1977	7	Long Beach St./San Diego St.
1978	8	Fresno St./San Diego St.
1979	8	Pacific
1980	8	Utah St.
1981	8	Fresno St.
1982	8	Fresno St.
1983	9	UNLV
1984	10	UNLV
1985	10	UNLV
1986	10	UNLV
1987	10	UNLV
1988	10	UNLV
1989	10	UNLV
1990	10	UNLV
1991	10	UNLV
1992	10	UNLV
1993	10	New Mexico St.
1994	10	New Mexico St.
1995	10	Utah St.

Season	No.	Regular Season
1996	10	Long Beach St.
1997	12	Nevada (Eastern)/New Mexico St. (Eastern)/Utah St. (Eastern)/Pacific (Western)
1998	12	Utah St. (Eastern)/Pacific (Western)
1999	12	Boise St. (Eastern)/New Mexico St. (Eastern)/UC Santa Barb. (Western)
2000	12	Utah St. (Eastern)/Long Beach St. (Western)
2001	9	UC Irvine
2002	10	Utah St./UC Irvine
2003	10	UC Santa Barb.
2004	10	Utah St./Pacific
2005	10	Pacific

Season	No.	Conference Tournament
1976	4	San Diego St.
1977	7	Long Beach St.
1978	7	Cal St. Fullerton
1979	8	Pacific
1980	7	San Jose St.
1981	7	Fresno St.
1982	7	Fresno St.
1983	8	UNLV
1984	8	Fresno St.
1985	8	UNLV
1986	8	UNLV
1987	8	UNLV
1988	10	Utah St.
1989	10	UNLV
1990	10	UNLV
1991	8	UNLV
1992	8	New Mexico St.
1993	8	Long Beach St.
1994	10	New Mexico St.
1995	10	Long Beach St.
1996	6	San Jose St.
1997	8	Pacific
1998	8	Utah St.
1999	8	New Mexico St.
2000	8	Utah St.
2001	8	Utah St.
2002	8	UC Santa Barb.
2003	8	Utah St.
2004	8	Pacific
2005	8	Utah St.

BORDER CONFERENCE

Season	No.	Regular Season
1932	5	Arizona
1933	6	Texas Tech
1934	6	Texas Tech
1935	6	Texas Tech
1936	7	Arizona
1937	7	New Mexico St.
1938	7	New Mexico St.
1939	7	New Mexico St.
1940	7	New Mexico St.
1941		DNP
1942	9	West Tex. A&M
1943	8	West Tex. A&M
1944	4	Northern Ariz.
1945		New Mexico
1946	9	Arizona
1947	9	Arizona
1948	9	Arizona
1949	9	Arizona
1950	9	Arizona
1951	9	Arizona
1952	8	New Mexico St./West Tex. A&M
1953	8	Arizona/Hardin-Simmons
1954	7	Texas Tech
1955	7	Texas Tech/West Tex. A&M
1956	7	Texas Tech
1957	6	UTEP
1958	6	Arizona St.
1959	6	Arizona St./New Mexico St./UTEP
1960	6	New Mexico St.
1961	6	Arizona St./New Mexico St.
1962	5	Arizona St.

COLONIAL ATHLETIC ASSOCIATION

Season	No.	Regular Season
1983	6	William & Mary
1984	6	Richmond
1985	8	Navy/Richmond
1986	8	Navy
1987	8	Navy

Season	No.	Regular Season
1988	8	Richmond
1989	8	Richmond
1990	8	James Madison
1991	8	James Madison
1992	8	Richmond/James Madison
1993	8	James Madison/Old Dominion
1994	8	James Madison/Old Dominion
1995	8	Old Dominion
1996	9	Va. Commonwealth
1997	9	Old Dominion/UNC Wilmington
1998	9	William & Mary/UNC Wilmington
1999	9	George Mason
2000	9	James Madison/George Mason
2001	9	Richmond
2002	10	UNC Wilmington
2003	10	UNC Wilmington
2004	10	Va. Commonwealth
2005	10	Old Dominion

Season	No.	Conference Tournament
1983	6	James Madison
1984	6	Richmond
1985	8	Navy
1986	8	Navy
1987	8	Navy
1988	8	Richmond
1989	8	George Mason
1990	8	Richmond
1991	8	Richmond
1992	8	Old Dominion
1993	8	East Caro.
1994	8	James Madison
1995	8	Old Dominion
1996	9	Va. Commonwealth
1997	9	Old Dominion
1998	9	Richmond
1999	9	George Mason
2000	9	UNC Wilmington
2001	6	George Mason
2002	10	UNC Wilmington
2003	10	UNC Wilmington
2004	10	Va. Commonwealth
2005	10	Old Dominion

CONFERENCE USA

Season	No.	Regular Season
1996	11	Tulane (Red)/Memphis (White)/Cincinnati (Blue)
1997	12	Tulane (Red)/Memphis (White)/Charlotte (White)/Cincinnati (Blue)
1998	12	Cincinnati (American)/Memphis (National)
1999	12	Cincinnati (American)/UAB (National)
2000	12	Cincinnati (American)/Tulane (National)/South Fla. (National)
2001	12	Cincinnati (American)/Southern Miss. (National)
2002	14	Cincinnati (American)/Memphis (National)
2003	14	Marquette (American)/Memphis (National)
2004	14	DePaul/Memphis/Cincinnati/UAB/Charlotte
2005	14	Louisville

Season	No.	Conference Tournament
1996	11	Cincinnati
1997	12	Marquette
1998	12	Cincinnati
1999	12	Charlotte
2000	12	St. Louis
2001	12	Charlotte
2002	12	Cincinnati
2003	12	Louisville
2004	12	Cincinnati
2005	12	Louisville

EAST COAST CONFERENCE

Season	No.	Regular Season
1959	10	St. Joseph's
1960	10	St. Joseph's
1961	10	St. Joseph's
1962	10	St. Joseph's
1963	9	St. Joseph's
1964	8	Temple
1965	8	St. Joseph's
1966	10	St. Joseph's
1967	12	Temple

Season	No.	Regular Season
1968	11	La Salle
1969	12	Temple
1970	12	St. Joseph's (East)/Rider (West)/Lehigh (West)/Lafayette (West)
1971	13	St. Joseph's (East)/Lafayette (West)
1972	13	Temple (East)/Rider (West)
1973	13	St. Joseph's (East)/Lafayette (West)
1974	13	St. Joseph's (East)/La Salle (East)/Rider (West)
1975	12	American (East)/La Salle (East)/Lafayette (West)
1976	12	St. Joseph's (East)/Lafayette (West)
1977	12	Temple (East)/Hofstra (East)/Lafayette (West)
1978	12	La Salle (East)/Lafayette (West)
1979	12	Temple (East)/Bucknell (West)
1980	12	St. Joseph's (East)/Lafayette (West)
1981	12	American (East)/Lafayette (West)/Rider (West)
1982	12	Temple (East)/West Chester (West)
1983	10	American (East)/La Salle (East)/Hofstra (East)/Rider (West)
1984	9	Bucknell
1985	8	Bucknell
1986	8	Drexel
1987	8	Bucknell
1988	8	Lafayette
1989	8	Bucknell
1990	8	Towson/Hofstra/Lehigh
1991	7	Towson
1992	7	Hofstra
1993		DNP
1994	6	Troy

Season	No.	Conference Tournament
1975	12	La Salle
1976	12	Hofstra
1977	12	Hofstra
1978	12	La Salle
1979	12	Temple
1980	12	La Salle
1981	12	St. Joseph's
1982	12	St. Joseph's
1983	10	La Salle
1984	9	Rider
1985	8	Lehigh
1986	8	Drexel
1987	8	Bucknell
1988	8	Lehigh
1989	8	Bucknell
1990	8	Towson
1991	7	Towson
1992	7	Towson
1993		DNP
1994	6	Hofstra

EASTERN INTERCOLLEGIATE CONFERENCE

Season	No.	Regular Season
1933	5	Pittsburgh
1934	6	Pittsburgh
1935	5	Pittsburgh/West Virginia
1936	6	Carnegie Mellon/Pittsburgh
1937	6	Pittsburgh/Temple
1938	6	Temple
1939	6	Carnegie Mellon/Georgetown

GREAT MIDWEST CONFERENCE

Season	No.	Regular Season
1992	6	DePaul/Cincinnati
1993	6	Cincinnati
1994	7	Marquette
1995	7	Memphis

Season	No.	Conference Tournament
1992	6	Cincinnati
1993	6	Cincinnati
1994	7	Cincinnati
1995	7	Cincinnati

GULF STAR CONFERENCE

Season	No.	Regular Season
1985	6	Southeastern La.
1986	6	Sam Houston St.
1987	6	Stephen F. Austin

HORIZON LEAGUE

Season	No.	Regular Season
1980	6	Loyola (Ill.)
1981	7	Xavier
1982	7	Evansville
1983	8	Loyola (Ill.)
1984	8	Oral Roberts
1985	8	Loyola (Ill.)
1986	7	Xavier
1987	7	Evansville/Loyola (Ill.)
1988	6	Xavier
1989	7	Evansville
1990	8	Xavier
1991	8	Xavier
1992	6	Evansville
1993	8	Evansville/Xavier
1994	6	Xavier
1995	11	Xavier
1996	9	Wis.-Green Bay
1997	9	Butler
1998	8	Detroit/Ill.-Chicago
1999	8	Detroit
2000	8	Butler
2001	8	Butler
2002	9	Butler
2003	9	Butler
2004	9	Wis.-Milwaukee
2005	9	Wis.-Milwaukee

Season	No.	Conference Tournament
1980	6	Oral Roberts
1981	7	Oklahoma City
1982	7	Evansville
1983	8	Xavier
1984	8	Oral Roberts
1985	8	Loyola (Ill.)
1986	7	Xavier
1987	7	Xavier
1988	6	Xavier
1989	7	Evansville
1990	8	Dayton
1991	8	Xavier
1992	6	Evansville
1993	8	Evansville
1994	6	Detroit
1995	10	Wis.-Green Bay
1996	8	Northern Ill.
1997	9	Butler
1998	8	Butler
1999	8	Detroit
2000	8	Butler
2001	8	Butler
2002	9	Ill.-Chicago
2003	9	Wis.-Milwaukee
2004	9	Ill.-Chicago
2005	9	Wis.-Milwaukee

IVY GROUP

Season	No.	Regular Season
1902	5	Yale
1903	5	Yale
1904	6	Columbia
1905	5	Columbia
1906	6	Penn
1907	6	Yale
1908	5	Penn
1909-10		DNP
1911	5	Columbia
1912	6	Columbia
1913	5	Cornell
1914	6	Cornell/Columbia
1915	6	Yale
1916	6	Penn
1917	6	Yale
1918	6	Penn
1919	5	Penn
1920	6	Penn
1921	6	Penn
1922	6	Princeton
1923	6	Yale
1924	6	Cornell
1925	6	Princeton
1926	6	Columbia
1927	6	Dartmouth
1928	6	Penn
1929	6	Penn
1930	6	Columbia
1931	6	Columbia
1932	6	Princeton
1933	6	Yale

Season	No.	Regular Season
1934	7	Penn
1935	7	Penn
1936	7	Columbia
1937	7	Penn
1938	7	Dartmouth
1939	7	Dartmouth
1940	7	Dartmouth
1941	7	Dartmouth
1942	7	Dartmouth
1943	7	Dartmouth
1944	5	Dartmouth
1945	4	Penn
1946	5	Dartmouth
1947	7	Columbia
1948	7	Columbia
1949	7	Yale
1950	7	Princeton
1951	7	Columbia
1952	7	Princeton
1953	7	Penn
1954	8	Cornell
1955	8	Princeton
1956	8	Dartmouth
1957	8	Yale
1958	8	Dartmouth
1959	8	Dartmouth
1960	8	Princeton
1961	8	Princeton
1962	8	Yale
1963	8	Princeton
1964	8	Princeton
1965	8	Princeton
1966	8	Penn
1967	8	Princeton
1968	8	Columbia
1969	8	Princeton
1970	8	Penn
1971	8	Penn
1972	8	Penn
1973	8	Penn
1974	8	Penn
1975	8	Penn
1976	8	Princeton
1977	8	Princeton
1978	8	Penn
1979	8	Penn
1980	8	Penn
1981	8	Princeton
1982	8	Penn
1983	8	Princeton
1984	8	Princeton
1985	8	Penn
1986	8	Brown
1987	8	Penn
1988	8	Cornell
1989	8	Princeton
1990	8	Princeton
1991	8	Princeton
1992	8	Princeton
1993	8	Penn
1994	8	Penn
1995	8	Penn
1996	8	Princeton
1997	8	Princeton
1998	8	Princeton
1999	8	Penn
2000	8	Penn
2001	8	Princeton
2002	8	Penn/Yale/Princeton
2003	8	Penn
2004	8	Princeton
2005	8	Penn

METRO ATLANTIC ATHLETIC CONFERENCE

Season	No.	Regular Season
1982	6	St. Peter's
1983	6	Iona
1984	8	La Salle/St. Peter's/Iona
1985	8	Iona
1986	8	Fairfield
1987	8	St. Peter's
1988	8	La Salle
1989	8	La Salle
1990	12	Holy Cross (North)/La Salle (South)
1991	9	Siena
1992	9	Manhattan
1993	8	Manhattan

Season	No.	Regular Season
1994	8	Canisius
1995	8	Manhattan
1996	8	Fairfield/Iona
1997	8	Iona
1998	10	Iona
1999	10	Niagara/Siena
2000	10	Siena
2001	10	Iona/Siena/Niagara
2002	10	Marist/Rider
2003	10	Manhattan
2004	10	Manhattan
2005	10	Niagara/Rider

Season	No.	Conference Tournament
1982	6	Fordham
1983	6	Fordham
1984	8	Iona
1985	8	Iona
1986	8	Fairfield
1987	8	Fairfield
1988	8	La Salle
1989	8	La Salle
1990	12	La Salle
1991	9	St. Peter's
1992	9	La Salle
1993	8	Manhattan
1994	8	Loyola (Md.)
1995	8	St. Peter's
1996	8	Canisius
1997	8	Fairfield
1998	10	Iona
1999	10	Siena
2000	10	Iona
2001	10	Iona
2002	10	Siena
2003	10	Manhattan
2004	10	Manhattan
2005	10	Niagara

METROPOLITAN COLLEGIATE ATHLETIC CONFERENCE

Season	No.	Regular Season
1976	6	Tulane
1977	7	Louisville
1978	7	Florida St.
1979	7	Louisville
1980	7	Louisville
1981	7	Louisville
1982	7	Memphis
1983	7	Louisville
1984	8	Memphis/Louisville
1985	8	Memphis
1986	7	Louisville
1987	7	Louisville
1988	7	Louisville
1989	7	Florida St.
1990	8	Louisville
1991	8	Southern Miss.
1992	7	Tulane
1993	7	Louisville
1994	7	Louisville
1995	7	Charlotte

Season	No.	Conference Tournament
1976	6	Cincinnati
1977	7	Cincinnati
1978	7	Louisville
1979	7	Virginia Tech
1980	7	Louisville
1981	7	Louisville
1982	7	Memphis
1983	7	Louisville
1984	8	Memphis
1985	8	Memphis
1986	7	Louisville
1987	7	Memphis
1988	7	Louisville
1989	5	Louisville
1990	8	Louisville
1991	8	Florida St.
1992	7	Charlotte
1993	7	Louisville
1994	7	Louisville
1995	7	Louisville

METROPOLITAN NEW YORK CONFERENCE

Season	No.	Regular Season
1943	8	St. John's (N.Y.)
1944-45		DNP
1946	7	New York U./St. John's (N.Y.)

Season	No.	Regular Season
1947	7	St. John's (N.Y.)
1948	7	New York U.
1949	7	Manhattan/St. John's (N.Y.)
1950	7	CCNY
1951	7	St. John's (N.Y.)
1952	7	St. John's (N.Y.)
1953	7	Manhattan
1954	7	St. Francis (N.Y.)
1955	7	Manhattan
1956	7	St. Francis (N.Y.)
1957	7	New York U.
1958	7	St. John's (N.Y.)
1959	7	Manhattan
1960	7	New York U.
1961	7	St. John's (N.Y.)
1962	7	St. John's (N.Y.)
1963	7	Fordham

MID-AMERICAN CONFERENCE

Season	No.	Regular Season
1947	5	Butler/Cincinnati
1948	6	Cincinnati
1949	6	Cincinnati
1950	6	Cincinnati
1951	5	Cincinnati
1952	7	Miami (Ohio)/Western Mich.
1953	7	Miami (Ohio)
1954	8	Toledo
1955	8	Miami (Ohio)
1956	7	Marshall
1957	7	Miami (Ohio)
1958	7	Miami (Ohio)
1959	7	Bowling Green
1960	7	Ohio
1961	7	Ohio
1962	7	Bowling Green
1963	7	Bowling Green
1964	7	Ohio
1965	7	Ohio
1966	7	Miami (Ohio)
1967	7	Toledo
1968	7	Bowling Green
1969	7	Miami (Ohio)
1970	6	Ohio
1971	6	Miami (Ohio)
1972	6	Ohio
1973	7	Miami (Ohio)
1974	7	Ohio
1975	8	Central Mich.
1976	10	Western Mich.
1977	10	Central Mich.
1978	10	Miami (Ohio)
1979	10	Toledo
1980	10	Toledo
1981	10	Ball St./Northern Ill./Toledo/ Western Mich./Bowling Green
1982	10	Ball St.
1983	10	Bowling Green
1984	10	Miami (Ohio)
1985	10	Ohio
1986	10	Miami (Ohio)
1987	9	Central Mich.
1988	9	Eastern Mich.
1989	9	Ball St.
1990	9	Ball St.
1991	9	Eastern Mich.
1992	8	Miami (Ohio)
1993	10	Ball St./Miami (Ohio)
1994	10	Ohio
1995	10	Miami (Ohio)
1996	10	Eastern Mich.
1997	10	Bowling Green/Miami (Ohio)
1998	12	Akron (East)/Ball St. (West)/ Miami (Ohio)(East)/Toledo (West)
1999	13	Miami (Ohio)(East)/Toledo (West)/ Bowling Green (East)/ Ball St. (West)/Toledo (West)
2000	13	Kent St. (East)/ Central Mich. (West)
2001	13	Kent St. (East)/Ball St. (West)/ Central Mich. (West)
2002	13	Kent St. (East)/Ball St. (West)
2003	13	Kent St. (East)/Central Mich. (West)
2004	13	Kent St. (East)/Western Mich. (West)
2005	13	Miami (Ohio) (East)/Toledo (West)/Western Mich. (West)

Season	No.	Conference Tournament
1980	7	Toledo
1981	7	Ball St.
1982	7	Northern Ill.
1983	7	Ohio
1984	7	Miami (Ohio)
1985	7	Ohio
1986	7	Ball St.

Season	No.	Conference Tournament
1987	7	Central Mich.
1988	7	Eastern Mich.
1989	8	Ball St.
1990	8	Ball St.
1991	8	Eastern Mich.
1992	8	Miami (Ohio)
1993	10	Ball St.
1994	8	Ohio
1995	8	Ball St.
1996	8	Eastern Mich.
1997	8	Miami (Ohio)
1998	8	Eastern Mich.
1999	8	Kent St.
2000	13	Ball St.
2001	13	Kent St.
2002	13	Kent St.
2003	13	Central Mich.
2004	13	Western Mich.
2005	13	Ohio

MID-CONTINENT CONFERENCE

Season	No.	Regular Season
1983	8	Western Ill.
1984	8	Ill.-Chicago
1985	8	Cleveland St.
1986	8	Cleveland St.
1987	8	Missouri St.
1988	8	Missouri St.
1989	8	Missouri St.
1990	7	Missouri St.
1991	9	Northern Ill.
1992	9	Wis.-Green Bay
1993	9	Cleveland St.
1994	10	Wis.-Green Bay
1995	10	Valparaiso
1996	10	Valparaiso
1997	8	Valparaiso
1998	9	Valparaiso
1999	8	Valparaiso
2000	9	Oakland
2001	9	Southern Utah/Valparaiso
2002	8	Valparaiso
2003	8	Valparaiso
2004	9	Valparaiso
2005	9	Oral Roberts

Season	No.	Conference Tournament
1984	8	Western Ill.
1985	8	Eastern Ill.
1986	8	Cleveland St.
1987	8	Missouri St.
1988	8	DNP
1989	7	Missouri St.
1990	7	UNI
1991	8	Wis.-Green Bay
1992	8	Eastern Ill.
1993	8	Wright St.
1994	8	Wis.-Green Bay
1995	6	Valparaiso
1996	8	Valparaiso
1997	8	Valparaiso
1998	7	Valparaiso
1999	7	Valparaiso
2000	7	Valparaiso
2001	8	Southern Utah
2002	8	Valparaiso
2003	8	IUPUI
2004	8	Valparaiso
2005	8	Oakland

MID-EASTERN ATHLETIC CONFERENCE

Season	No.	Regular Season
1972	7	N.C. A&T
1973	7	Md.-East. Shore
1974	7	Md.-East. Shore/Morgan St.
1975	7	N.C. A&T
1976	7	N.C. A&T/Morgan St.
1977	7	South Carolina St.
1978	7	N.C. A&T
1979	7	N.C. A&T
1980	7	Howard
1981	6	N.C. A&T
1982	7	N.C. A&T
1983	7	Howard
1984	6	N.C. A&T
1985	7	N.C. A&T
1986	8	N.C. A&T
1987	8	Howard

Season	No.	Regular Season
1988	9	N.C. A&T
1989	9	South Carolina St.
1990	9	Coppin St.
1991	9	Coppin St.
1992	9	N.C. A&T/Howard
1993	9	Coppin St.
1994	9	Coppin St.
1995	9	Coppin St.
1996	10	Coppin St./South Carolina St.
1997	10	Coppin St.
1998	11	Coppin St.
1999	11	Coppin St./South Carolina St.
2000	11	South Carolina St.
2001	11	Hampton/South Carolina St.
2002	11	Hampton
2003	11	South Carolina St.
2004	11	South Carolina St./Coppin St.
2005	11	Delaware St.

Season	No.	Conference Tournament
1972	7	N.C. A&T
1973	7	N.C. A&T
1974	7	Md.-East. Shore
1975	7	N.C. A&T
1976	7	N.C. A&T
1977	7	Morgan St.
1978	7	N.C. A&T
1979	7	N.C. A&T
1980	7	Howard
1981	6	Howard
1982	7	N.C. A&T
1983	7	N.C. A&T
1984	6	N.C. A&T
1985	6	N.C. A&T
1986	6	N.C. A&T
1987	7	N.C. A&T
1988	7	N.C. A&T
1989	8	South Carolina St.
1990	8	Coppin St.
1991	9	Florida A&M
1992	9	Howard
1993	9	Coppin St.
1994	9	N.C. A&T
1995	9	N.C. A&T
1996	8	South Carolina St.
1997	9	Coppin St.
1998	9	South Carolina St.
1999	10	Florida A&M
2000	11	South Carolina St.
2001	11	Hampton
2002	11	Hampton
2003	11	South Carolina St.
2004	11	Florida A&M
2005	11	Delaware St.

MISSOURI VALLEY CONFERENCE

(Note: The Big Eight and Missouri Valley conferences share the same history from 1908-28.)

Season	No.	Regular Season
1908	6	Kansas
1909	6	Kansas
1910	6	Kansas
1911	5	Kansas
1912	6	Nebraska/Kansas
1913	6	Nebraska
1914	7	Kansas/Nebraska
1915	7	Kansas
1916	7	Nebraska
1917	7	Kansas St.
1918	7	Missouri
1919	8	Kansas St.
1920	8	Missouri
1921	9	Missouri
1922	9	Missouri/Kansas
1923	9	Kansas
1924	9	Kansas
1925	9	Kansas
1926	10	Kansas
1927	10	Kansas
1928	10	Oklahoma
1929	5	Washington-St. Louis
1930	5	Creighton/Washington-St. Louis
1931	5	Creighton/Oklahoma St.
1932	5	Creighton
1933	6	Butler
1934	6	Butler
1935	7	Creighton/Drake
1936	7	Creighton/Oklahoma St./Drake
1937	7	Oklahoma St.
1938	7	Oklahoma St.

Season	No.	Regular Season
1939	8	Oklahoma St./Drake
1940	7	Oklahoma St.
1941	7	Creighton
1942	6	Oklahoma St./Creighton
1943	6	Creighton
1944	4	Oklahoma St.
1945	5	Oklahoma St.
1946	7	Oklahoma St.
1947	7	St. Louis
1948	6	Oklahoma St.
1949	6	Oklahoma St.
1950	7	Bradley
1951	8	Oklahoma St.
1952	6	St. Louis
1953	6	Oklahoma St.
1954	6	Oklahoma St.
1955	6	Tulsa/St. Louis
1956	7	Houston
1957	8	St. Louis
1958	8	Cincinnati
1959	8	Cincinnati
1960	8	Cincinnati
1961	7	Cincinnati
1962	7	Bradley/Cincinnati
1963	7	Cincinnati
1964	7	Drake/Wichita St.
1965	8	Wichita St.
1966	8	Cincinnati
1967	8	Louisville
1968	9	Louisville
1969	9	Drake/Louisville
1970	9	Drake
1971	8	Drake/Louisville/St. Louis
1972	8	Memphis/Louisville
1973	10	Memphis
1974	9	Louisville
1975	8	Louisville
1976	7	Wichita St.
1977	7	Southern Ill./New Mexico St.
1978	9	Creighton
1979	9	Indiana St.
1980	9	Bradley
1981	9	Wichita St.
1982	10	Bradley
1983	10	Wichita St.
1984	9	Tulsa/Illinois St.
1985	9	Tulsa
1986	9	Bradley
1987	8	Tulsa
1988	8	Bradley
1989	8	Creighton
1990	8	Southern Ill.
1991	9	Creighton
1992	10	Southern Ill./Illinois St.
1993	10	Illinois St.
1994	10	Southern Ill./Tulsa
1995	11	Tulsa
1996	11	Bradley
1997	10	Illinois St.
1998	10	Illinois St.
1999	10	Evansville
2000	10	Indiana St.
2001	10	Creighton
2002	10	Southern Ill./Creighton
2003	10	Southern Ill.
2004	10	Southern Ill.
2005	10	Southern Ill.

Season	No.	Conference Tournament
1977	8	Southern Ill.
1978	9	Creighton
1979	8	Indiana St.
1980	8	Bradley
1981	8	Creighton
1982	8	Tulsa
1983	8	Illinois St.
1984	8	Tulsa
1985	8	Wichita St.
1986	8	Tulsa
1987	7	Wichita St.
1988	8	Bradley
1989	8	Creighton
1990	8	Illinois St.
1991	9	Creighton
1992	8	Missouri St.
1993	8	Southern Ill.
1994	8	Southern Ill.
1995	8	Southern Ill.
1996	8	Tulsa
1997	10	Illinois St.
1998	10	Illinois St.

Season	No.	Conference Tournament
1999	10	Creighton
2000	10	Creighton
2001	10	Indiana St.
2002	10	Creighton
2003	10	Creighton
2004	10	UNI
2005	10	Creighton

MOUNTAIN STATES CONFERENCE

Season	No.	Regular Season
1938	7	Colorado/Utah
1939	7	Colorado
1940	7	Colorado
1941	7	Wyoming
1942	7	Colorado
1943	5	Wyoming
1944	7	Utah
1945	7	Utah
1946	7	Wyoming
1947	7	Wyoming
1948	6	Brigham Young
1949	6	Wyoming
1950	6	Brigham Young
1951	6	Brigham Young
1952	8	Wyoming
1953	8	Wyoming
1954	8	Colorado
1955	8	Utah
1956	8	Utah
1957	8	Brigham Young
1958	8	Wyoming
1959	8	Utah
1960	8	Utah
1961	8	Colorado St./Utah
1962	8	Utah

MOUNTAIN WEST CONFERENCE

Season	No.	Regular Season
2000	8	UNLV/Utah
2001	8	Brigham Young/Wyoming/Utah
2002	8	Wyoming
2003	8	Brigham Young/Utah
2004	8	Air Force
2005	8	Utah

Season	No.	Conference Tournament
2000	8	UNLV
2001	7	Brigham Young
2002	8	San Diego St.
2003	8	Colorado St.
2004	8	Utah
2005	8	New Mexico

NEW ENGLAND CONFERENCE

Season	No.	Regular Season
1938	5	Rhode Island
1939	5	Rhode Island
1940	5	Rhode Island
1941	5	Rhode Island
1942	5	Rhode Island
1943	5	Rhode Island
1944	4	Rhode Island
1945		DNP
1946	5	Rhode Island

NEW JERSEY-NEW YORK 7 CONFERENCE

Season	No.	Regular Season
1977	7	Columbia/Seton Hall
1978	7	Rutgers/St. John's (N.Y.)
1979	7	Rutgers

NORTHEAST CONFERENCE

Season	No.	Regular Season
1982	11	Fairleigh Dickinson (North)/Robert Morris (South)
1983	10	Long Island (North)/Robert Morris (South)
1984	9	Long Island/Robert Morris
1985	8	Marist
1986	9	Fairleigh Dickinson
1987	9	Marist
1988	9	Fairleigh Dickinson/Marist
1989	9	Robert Morris
1990	9	Robert Morris

Season	No.	Regular Season
1991	9	St. Francis (Pa.)/Fairleigh Dickinson
1992	9	Robert Morris
1993	10	Rider
1994	10	Rider
1995	10	Rider
1996	10	Mt. St. Mary's
1997	10	Long Island
1998	9	Long Island
1999	11	UMBC
2000	12	Central Conn. St.
2001	12	St. Francis (N.Y.)
2002	12	Central Conn. St.
2003	12	Wagner
2004	11	Monmouth/St. Francis (N.Y.)
2005	11	Monmouth

Season	No.	Conference Tournament
1982	8	Robert Morris
1983	8	Robert Morris
1984	8	Long Island
1985	8	Fairleigh Dickinson
1986	8	Marist
1987	6	Marist
1988	6	Fairleigh Dickinson
1989	6	Robert Morris
1990	6	Robert Morris
1991	7	St. Francis (Pa.)
1992	9	Robert Morris
1993	10	Rider
1994	10	Rider
1995	10	Mt. St. Mary's
1996	10	Monmouth
1997	8	Long Island
1998	8	Fairleigh Dickinson
1999	8	Mt. St. Mary's
2000	8	Central Conn. St.
2001	7	Monmouth
2002	8	Central Conn. St.
2003	8	Wagner
2004	8	Monmouth
2005	8	Fairleigh Dickinson

OHIO VALLEY CONFERENCE

Season	No.	Regular Season
1949	8	Western Ky.
1950	7	Western Ky.
1951	7	Murray St.
1952	7	Morehead St.
1953	6	Eastern Ky.
1954	6	Western Ky.
1955	6	Western Ky.
1956	6	Morehead St./Tennessee Tech/Western Ky.
1957	6	Morehead St./Western Ky.
1958	7	Tennessee Tech
1959	7	Eastern Ky.
1960	7	Western Ky.
1961	7	Morehead St./Western Ky./Eastern Ky.
1962	6	Western Ky.
1963	7	Tennessee Tech/Morehead St.
1964	8	Murray St.
1965	8	Eastern Ky.
1966	8	Western Ky.
1967	8	Western Ky.
1968	8	East Tenn. St./Murray St.
1969	8	Murray St./Morehead St.
1970	8	Western Ky.
1971	8	Western Ky.
1972	8	Eastern Ky./Morehead St./Western Ky.
1973	8	Austin Peay
1974	8	Austin Peay/Morehead St.
1975	8	Middle Tenn.
1976	8	Western Ky.
1977	8	Austin Peay
1978	8	Middle Tenn./Eastern Ky.
1979	7	Eastern Ky.
1980	7	Western Ky./Murray St.
1981	8	Western Ky.
1982	8	Murray St./Western Ky.
1983	8	Murray St.
1984	8	Morehead St.
1985	8	Tennessee Tech
1986	8	Akron/Middle Tenn.
1987	8	Middle Tenn.
1988	8	Murray St.
1989	7	Middle Tenn./Murray St.
1990	7	Murray St.

Season	No.	Regular Season
1991	7	Murray St.
1992	8	Murray St.
1993	9	Tennessee St.
1994	9	Murray St.
1995	9	Murray St./Tennessee St.
1996	9	Murray St.
1997	10	Austin Peay/Murray St.
1998	10	Murray St.
1999	10	Murray St.
2000	10	Southeast Mo. St./Murray St.
2001	9	Tennessee Tech
2002	9	Tennessee Tech
2003	9	Austin Peay/Morehead St.
2004	11	Austin Peay
2005	11	Tennessee Tech

Season	No.	Conference Tournament
1949	8	Western Ky.
1950	7	Eastern Ky.
1951	7	Murray St.
1952	7	Western Ky.
1953	6	Western Ky.
1954	6	Western Ky.
1955	6	Eastern Ky.
1956-63		DNP
1964	8	Murray St.
1965	8	Western Ky.
1966	8	Western Ky.
1967	8	Tennessee Tech
1968-74		DNP
1975	4	Middle Tenn.
1976	8	Western Ky.
1977	4	Middle Tenn.
1978	4	Western Ky.
1979	4	Eastern Ky.
1980	4	Western Ky.
1981	4	Western Ky.
1982	4	Middle Tenn.
1983	4	Morehead St.
1984	4	Morehead St.
1985	7	Middle Tenn.
1986	7	Akron
1987	7	Austin Peay
1988	7	Murray St.
1989	7	Middle Tenn.
1990	7	Murray St.
1991	7	Murray St.
1992	7	Murray St.
1993	6	Tennessee St.
1994	7	Tennessee St.
1995	7	Murray St.
1996	7	Austin Peay
1997	8	Murray St.
1998	8	Murray St.
1999	8	Murray St.
2000	8	Southeast Mo. St.
2001	8	Eastern Ill.
2002	8	Murray St.
2003	8	Austin Peay
2004	8	Murray St.
2005	8	Eastern Ky.

PACIFIC-10 CONFERENCE

Season	No.	Regular Season
1916	3	California/Oregon St.
1917	6	Washington St.
1918		DNP
1919	6	Oregon
1920	6	Stanford
1921	6	Stanford
1922	8	Idaho
1923	8	Idaho
1924	9	California
1925	8	California
1926	9	California
1927	9	California
1928	10	Southern California
1929	10	California
1930	9	Southern California
1931	9	Washington
1932	9	California
1933	9	Oregon St.
1934	9	Washington
1935	9	Southern California
1936	9	Stanford
1937	9	Stanford
1938	10	Stanford
1939	9	Oregon
1940	9	Southern California
1941	9	Washington St.

Season	No.	Regular Season
1942		Stanford
1943	9	Washington
1944	8	Washington (North)/California (South)
1945	8	Oregon (North)/UCLA (South)
1946	9	California
1947	9	Oregon St.
1948	9	Washington
1949	9	Oregon St.
1950	9	UCLA
1951	9	Washington
1952	9	UCLA
1953	9	Washington
1954	9	Southern California
1955	9	Oregon St.
1956	9	UCLA
1957	9	California
1958	9	Oregon St./California
1959	9	California
1960	5	California
1961	5	Southern California
1962	5	UCLA
1963	5	UCLA/Stanford
1964	6	UCLA
1965	8	UCLA
1966	8	Oregon St.
1967	8	UCLA
1968	8	UCLA
1969	8	UCLA
1970	8	UCLA
1971	8	UCLA
1972	8	UCLA
1973	8	UCLA
1974	8	UCLA
1975	8	UCLA
1976	8	UCLA
1977	8	UCLA
1978	8	UCLA
1979	10	UCLA
1980	10	Oregon St.
1981	10	Oregon St.
1982	10	Oregon St.
1983	10	UCLA
1984	10	Washington/Oregon St.
1985	10	Washington/Southern California
1986	10	Arizona
1987	10	UCLA
1988	10	Arizona
1989	10	Arizona
1990	10	Oregon St./Arizona
1991	10	Arizona
1992	10	UCLA
1993	10	Arizona
1994	10	Arizona
1995	10	UCLA
1996	10	UCLA
1997	10	UCLA
1998	10	Arizona
1999	10	Stanford
2000	10	Arizona/Stanford
2001	10	Stanford
2002	10	Oregon
2003	10	Arizona
2004	10	Stanford
2005	10	Arizona

Season	No.	Conference Tournament
1987	10	UCLA
1988	10	Arizona
1989	10	Arizona
1990	10	Arizona
1991-2001		DNP
2002	8	Arizona
2003	8	Oregon
2004	8	Stanford
2005	8	Washington

Season	No.	Regular Season
1991	7	Fordham
1992	8	Bucknell/Fordham
1993	8	Bucknell
1994	8	Navy/Fordham/Colgate/Holy Cross
1995	8	Bucknell/Colgate
1996	7	Colgate/Navy
1997	7	Navy
1998	7	Lafayette/Navy
1999	7	Lafayette
2000	7	Lafayette/Navy

PATRIOT LEAGUE

Season	No.	Regular Season
1991	7	Fordham
1992	8	Bucknell/Fordham
1993	8	Bucknell
1994	8	Navy/Fordham/Colgate/Holy Cross
1995	8	Bucknell/Colgate
1996	7	Colgate/Navy
1997	7	Navy
1998	7	Lafayette/Navy
1999	7	Lafayette
2000	7	Lafayette/Navy

Season	No.	Regular Season
2001	7	Holy Cross
2002	8	American
2003	8	Holy Cross
2004	8	Lehigh/American
2005	8	Holy Cross

Season	No.	Conference Tournament
1991	7	Fordham
1992	8	Fordham
1993	8	Holy Cross
1994	8	Navy
1995	8	Colgate
1996	7	Colgate
1997	7	Navy
1998	7	Navy
1999	7	Lafayette
2000	7	Lafayette
2001	7	Holy Cross
2002	8	Holy Cross
2003	8	Holy Cross
2004	8	Lehigh
2005	8	Bucknell

ROCKY MOUNTAIN CONFERENCE

Season	No.	Regular Season
1922	6	Colorado Col.
1923	5	Colorado Col.
1924	6	Colorado Col.
1925	12	Colorado Col. (East)/Brigham Young (West)
1926	12	Colorado St. (East)/Utah (West)
1927	12	Colorado Col. (East)/Montana St. (West)
1928	12	Wyoming (East)/Montana St. (West)
1929	12	Colorado (East)/Montana St. (West)
1929	12	Colorado (East)/Montana St. (West)
1930	12	Colorado (East)/Montana St. (West)/Utah St. (West)
1931	12	Wyoming (East)/Utah (West)
1932	12	Wyoming (East)/Brigham Young (West)/Utah (West)
1933	12	Wyoming (East)/Colorado St. (East)/Brigham Young (West)/Utah (West)
1934	12	Wyoming (East)/Brigham Young (West)
1935	12	Northern Colo. (East)/Utah St. (West)
1936	12	Wyoming (East)/Utah (West)
1937	12	Denver (East)/Colorado (East)/Montana St. (West)/Utah (West)
1938	5	Montana St.
1939	5	Northern Colo.
1940	5	Northern Colo.
1941	5	Northern Colo.
1942	5	Northern Colo.
1943	3	Northern Colo.
1944	3	Colorado Col.
1945	3	Colorado Col.
1946	5	Colorado St.
1947	5	Montana St.
1948	4	Colorado St.
1949	5	Colorado St.
1950	6	Montana St.
1951	6	Montana St.
1952	6	Colorado St./Montana St.
1953	6	Idaho St.
1954	6	Idaho St.
1955	6	Idaho St.
1956	6	Idaho St.
1957	6	Idaho St.
1958	6	Idaho St.
1959	6	Idaho St.
1960	6	Idaho St.

SOUTHEASTERN CONFERENCE

Season	No.	Regular Season
1933	13	Kentucky
1934	13	Alabama
1935	13	LSU/Kentucky
1936	13	Tennessee
1937	13	Kentucky
1938	13	Georgia Tech
1939	13	Kentucky
1940	13	Kentucky
1941	12	Tennessee

Season	No.	Regular Season
1942	12	Kentucky
1943	12	Tennessee
1944	6	Kentucky
1945	12	Kentucky
1946	12	Kentucky
1947	12	Kentucky
1948	12	Kentucky
1949	12	Kentucky
1950	12	Kentucky
1951	12	Kentucky
1952	12	Kentucky
1953	11	LSU
1954	12	Kentucky/LSU
1955	12	Kentucky
1956	12	Alabama
1957	12	Kentucky
1958	12	Kentucky
1959	12	Mississippi St.
1960	12	Auburn
1961	12	Mississippi St.
1962	12	Mississippi St./Kentucky
1963	12	Mississippi St.
1964	12	Kentucky
1965	11	Vanderbilt
1966	11	Kentucky
1967	10	Tennessee
1968	10	Kentucky
1969	10	Kentucky
1970	10	Kentucky
1971	10	Kentucky
1972	10	Tennessee/Kentucky
1973	10	Kentucky
1974	10	Vanderbilt/Alabama
1975	10	Kentucky/Alabama
1976	10	Alabama
1977	10	Kentucky/Tennessee
1978	10	Kentucky
1979	10	LSU
1980	10	Kentucky
1981	10	LSU
1982	10	Kentucky/Tennessee
1983	10	Kentucky
1984	10	Kentucky
1985	10	LSU
1986	10	Kentucky
1987	10	Alabama
1988	10	Kentucky*
1989	10	Florida
1990	10	Georgia
1991	10	Mississippi St./LSU
1992	12	Kentucky (Eastern)/Arkansas (Western)
1993	12	Vanderbilt (Eastern)/Arkansas (Western)
1994	12	Florida (Eastern)/Kentucky (Eastern)/Arkansas (Western)
1995	12	Kentucky (Eastern)/Arkansas (Western)/Mississippi St. (Western)
1996	12	Kentucky (Eastern)/Mississippi St. (Western)
1997	12	South Carolina (Eastern)/Mississippi (Western)
1998	12	Kentucky (Eastern)/Mississippi (Western)
1999	12	Tennessee (Eastern)/Auburn (Western)
2000	12	Tennessee (Eastern)/Florida (Eastern)/Kentucky (Eastern)/LSU (Western)
2001	12	Florida (Eastern)/Kentucky (Eastern)/Mississippi (Western)
2002	12	Georgia (Eastern)/Kentucky (Eastern)/Florida (Eastern)/Alabama (Western)
2003	12	Kentucky (Eastern)/Mississippi St. (Western)
2004	12	Kentucky (Eastern)/Mississippi St. (Western)
2005	12	Kentucky (Eastern)/Alabama (Western)/LSU (Western)
Season	No.	Conference Tournament
1933	13	Kentucky
1934	10	Alabama
1935		DNP
1936	9	Tennessee
1937	8	Kentucky
1938	11	Georgia Tech
1939	12	Kentucky

Season	No.	Conference Tournament
1940	12	Kentucky
1941	12	Tennessee
1942	12	Kentucky
1943	11	Tennessee
1944	6	Kentucky
1945	11	Kentucky
1946	12	Kentucky
1947	12	Kentucky
1948	12	Kentucky
1949	12	Kentucky
1950	12	Kentucky
1951	12	Vanderbilt
1952	12	Kentucky
1953-78		DNP
1979	10	Tennessee
1980	10	LSU
1981	10	Mississippi
1982	10	Alabama
1983	10	Georgia
1984	10	Kentucky
1985	10	Auburn
1986	10	Kentucky
1987	10	Alabama
1988	10	Kentucky*
1989	10	Alabama
1990	9	Alabama
1991	9	Alabama
1992	11	Kentucky
1993	12	Kentucky
1994	12	Kentucky
1995	12	Kentucky
1996	12	Mississippi St.
1997	12	Kentucky
1998	12	Kentucky
1999	12	Kentucky
2000	12	Arkansas
2001	12	Kentucky
2002	12	Mississippi St.
2003	11	Kentucky
2004	12	Kentucky
2005	12	Florida

* later vacated

SOUTHERN CONFERENCE

Season	No.	Regular Season
1922	13	Virginia
1923	19	North Carolina
1924	21	Tulane
1925	21	North Carolina
1926	22	Kentucky
1927	22	South Carolina
1928	22	Auburn
1929	23	Wash. & Lee
1930	23	Alabama
1931	22	Georgia
1932	23	Kentucky/Maryland
1933	10	South Carolina
1934	10	South Carolina
1935	10	North Carolina
1936	10	Wash. & Lee
1937	16	Wash. & Lee
1938	15	North Carolina
1939	15	Wake Forest
1940	15	Duke
1941	15	North Carolina
1942	16	Duke
1943	15	Duke
1944	12	North Carolina
1945	14	South Carolina
1946	16	North Carolina
1947	16	North Carolina St.
1948	16	North Carolina St.
1949	16	North Carolina St.
1950	16	North Carolina St.
1951	17	North Carolina St.
1952	17	West Virginia
1953	17	North Carolina St.
1954	10	George Washington
1955	10	West Virginia
1956	10	George Washington/West Virginia
1957	10	West Virginia
1958	10	West Virginia
1959	9	West Virginia
1960	9	Virginia Tech
1961	9	West Virginia
1962	9	West Virginia
1963	9	West Virginia
1964	9	Davidson

Season	No.	Regular Season
1965	10	Davidson
1966	9	Davidson
1967	9	West Virginia
1968	9	Davidson
1969	8	Davidson
1970	8	Davidson
1971	7	Davidson
1972	8	Davidson
1973	8	Davidson
1974	8	Furman
1975	8	Furman
1976	8	VMI
1977	10	Furman/VMI
1978	8	Appalachian St.
1979	9	Appalachian St.
1980	9	Furman
1981	9	Appalachian St./Davidson/Chattanooga
1982	9	Chattanooga
1983	9	Chattanooga
1984	9	Marshall
1985	9	Chattanooga
1986	9	Chattanooga
1987	9	Marshall
1988	9	Marshall
1989	8	Chattanooga
1990	8	East Tenn. St.
1991	8	East Tenn. St./Furman/Chattanooga
1992	8	East Tenn. St./Chattanooga
1993	10	Chattanooga
1994	10	Chattanooga
1995	10	Marshall (Northern)/Chattanooga (Southern)
1996	10	Davidson (Northern)/Western Caro. (Southern)
1997	10	Davidson (Northern)/Marshall (Northern)/Chattanooga (Southern)
1998	11	Appalachian St. (North)/Davidson (North)/Chattanooga (South)
1999	12	Appalachian St. (North)/Col. of Charleston (South)
2000	12	Appalachian St. (North)/Col. of Charleston (South)
2001	12	East Tenn. St. (North)/Col. of Charleston (South)
2002	12	Davidson (North)/UNC Greensboro (North)/East Tenn. St. (North)/Col. of Charleston (South)/Ga. Southern (South)/Chattanooga (South)
2003	12	Appalachian St. (North)/Davidson (North)/East Tenn. St. (North)/Col. of Charleston (South)
2004	12	East Tenn. St. (North)/Ga. Southern (South)/Davidson (South)/Col. of Charleston (South)
2005	12	Chattanooga (North)/Davidson (South)

Season	No.	Conference Tournament
1921		Kentucky
1922	23	North Carolina
1923	22	Mississippi St.
1924	16	North Carolina
1925	17	North Carolina
1926	16	North Carolina
1927	14	Vanderbilt
1928	16	Mississippi
1929	16	North Carolina St.
1930	16	Alabama
1931	16	Maryland
1932	16	Georgia
1933	8	South Carolina
1934	8	Wash. & Lee
1935	8	North Carolina
1936	8	North Carolina
1937	8	Wash. & Lee
1938	8	Duke
1939	11	Clemson
1940	8	North Carolina
1941	8	Duke
1942	8	Duke
1943	8	George Washington
1944	8	Duke
1945	8	North Carolina
1946	8	Duke
1947	8	North Carolina St.
1948	10	North Carolina St.
1949	8	North Carolina St.
1950	8	North Carolina St.

Season	No.	Conference Tournament
1951	8	North Carolina St.
1952	8	North Carolina St.
1953	8	Wake Forest
1954	8	George Washington
1955	8	West Virginia
1956	8	West Virginia
1957	8	West Virginia
1958	8	West Virginia
1959	8	West Virginia
1960	8	West Virginia
1961	8	George Washington
1962	8	West Virginia
1963	8	West Virginia
1964	8	VMI
1965	8	West Virginia
1966	8	Davidson
1967	8	West Virginia
1968	8	Davidson
1969	8	Davidson
1970	8	Davidson
1971	7	Furman
1972	8	East Caro.
1973	8	Furman
1974	8	Furman
1975	8	Furman
1976	8	VMI
1977	7	VMI
1978	8	Furman
1979	8	Appalachian St.
1980	8	Furman
1981	8	Chattanooga
1982	8	Chattanooga
1983	8	Chattanooga
1984	8	Marshall
1985	8	Marshall
1986	8	Davidson
1987	8	Marshall
1988	8	Chattanooga
1989	8	East Tenn. St.
1990	8	East Tenn. St.
1991	8	East Tenn. St.
1992	8	East Tenn. St.
1993	10	Chattanooga
1994	10	Chattanooga
1995	10	Chattanooga
1996	9	Western Caro.
1997	10	Chattanooga
1998	10	Davidson
1999	12	Col. of Charleston
2000	12	Appalachian St.
2001	12	UNC Greensboro
2002	12	Davidson
2003	12	East Tenn. St.
2004	12	East Tenn. St.
2005	12	UNC Greensboro

SOUTHLAND CONFERENCE

Season	No.	Regular Season
1964	5	Lamar
1965	5	Abilene Christian/Arkansas St.
1966	5	Abilene Christian
1967	5	Arkansas St.
1968	5	Abilene Christian
1969	5	Trinity (Tex.)
1970	5	Lamar
1971	5	Arkansas St.
1972	7	Louisiana Tech
1973	7	Louisiana Tech
1974	3	Arkansas St.
1975	5	McNeese St.
1976	6	Louisiana Tech
1977	6	La.-Lafayette
1978	6	McNeese St./Lamar
1979	6	Lamar
1980	6	Lamar
1981	6	Lamar
1982	6	La.-Lafayette
1983	7	Lamar
1984	7	Lamar
1985	7	Louisiana Tech
1986	7	La.-Monroe
1987	6	Louisiana Tech
1988	8	North Texas
1989	8	North Texas
1990	8	La.-Monroe
1991	8	La.-Monroe
1992	10	Texas-San Antonio
1993	10	La.-Monroe
1994	10	La.-Monroe

Season	No.	Regular Season
1995	10	Nicholls St.
1996	10	La.-Monroe
1997	10	McNeese St./La.-Monroe/
		Texas St.
1998	10	Nicholls St.
1999	10	Texas St.
2000	11	Sam Houston St.
2001	11	McNeese St.
2002	11	McNeese St.
2003	11	Sam Houston St.
2004	11	Southeastern La./
		Texas-Arlington/Texas-San Antonio
2005	11	Northwestern St./Southeastern La.

Season	No.	Conference Tournament
1981	6	Lamar
1982	5	La.-Lafayette
1983	7	Lamar
1984	7	Louisiana Tech
1985	7	Louisiana Tech
1986	7	La.-Monroe
1987	6	Louisiana Tech
1988	6	North Texas
1989	6	McNeese St.
1990	7	La.-Monroe
1991	4	La.-Monroe
1992	6	La.-Monroe
1993	6	La.-Monroe
1994	8	Texas St.
1995	8	Nicholls St.
1996	6	La.-Monroe
1997	6	Texas St.
1998	6	Nicholls St.
1999	6	Texas-San Antonio
2000	8	Lamar
2001	8	Northwestern St.
2002	6	McNeese St.
2003	6	Sam Houston St.
2004	8	Texas-San Antonio
2005	8	Southeastern La.

SOUTHWEST CONFERENCE

Season	No.	Regular Season
1915	5	Texas
1916	5	Texas
1917	3	Texas
1918	5	Rice
1919	5	Texas
1920	6	Texas A&M
1921	5	Texas A&M
1922	6	Texas A&M
1923	6	Texas A&M
1924	8	Texas
1925	8	Oklahoma St.
1926	7	Arkansas
1927	7	Arkansas
1928	7	Arkansas
1929	7	Arkansas
1930	7	Arkansas
1931	7	TCU
1932	7	Baylor
1933	7	Texas
1934	7	TCU
1935	7	Arkansas/Rice/
		Southern Methodist
1936	7	Arkansas
1937	7	Southern Methodist
1938	7	Arkansas
1939	7	Texas
1940	7	Rice
1941	7	Arkansas
1942	7	Rice/Arkansas
1943	7	Texas/Rice
1944	7	Arkansas/Rice
1945	7	Rice
1946	7	Baylor
1947	7	Texas
1948	7	Baylor
1949	7	Arkansas/Baylor/Rice
1950	7	Baylor/Arkansas
1951	7	Texas A&M/TCU/
		Texas
1952	7	TCU
1953	7	TCU
1954	7	Rice/Texas
1955	7	Southern Methodist
1956	7	Southern Methodist
1957	7	Southern Methodist
1958	8	Arkansas/Southern Methodist
1959	8	TCU
1960	8	Texas

Season	No.	Regular Season
1961	8	Texas Tech
1962	8	Southern Methodist/Texas Tech
1963	8	Texas
1964	8	Texas A&M
1965	8	Southern Methodist/Texas
1966	8	Southern Methodist
1967	8	Southern Methodist
1968	8	TCU
1969	8	Texas A&M
1970	8	Rice
1971	8	TCU
1972	8	Texas/Southern Methodist
1973	8	Texas Tech
1974	8	Texas
1975	8	Texas A&M
1976	9	Texas A&M
1977	9	Arkansas
1978	9	Texas/Arkansas
1979	9	Texas/Arkansas
1980	9	Texas A&M
1981	9	Arkansas
1982	9	Arkansas
1983	9	Houston
1984	9	Houston
1985	9	Texas Tech
1986	9	TCU/Texas/
		Texas A&M
1987	9	TCU
1988	9	Southern Methodist
1989	9	Arkansas
1990	9	Arkansas
1991	9	Arkansas
1992	8	Houston/Texas
1993	8	Southern Methodist
1994	8	Texas
1995	8	Texas/Texas Tech
1996	8	Texas Tech

Season	No.	Conference Tournament
1976	9	Texas Tech
1977	9	Arkansas
1978	9	Houston
1979	9	Arkansas
1980	9	Texas A&M
1981	9	Houston
1982	9	Arkansas
1983	9	Houston
1984	9	Houston
1985	8	Texas Tech
1986	8	Texas Tech
1987	8	Texas A&M
1988	8	Southern Methodist
1989	8	Arkansas
1990	8	Arkansas
1991	9	Arkansas
1992	8	Houston
1993	8	Texas Tech
1994	8	Texas
1995	7	Texas
1996	8	Texas Tech

SOUTHWESTERN ATHLETIC CONFERENCE

Season	No.	Regular Season
1957	6	Texas Southern
1958	6	Texas Southern
1959	8	Grambling
1960	8	Grambling
1961	8	Prairie View
1962	7	Prairie View
1963	8	Grambling
1964	8	Grambling/Jackson St.
1965	8	Southern U.
1966	8	Alcorn St./Grambling
1967	8	Alcorn St./Ark.-Pine Bluff/
		Grambling
1968	8	Alcorn St./Jackson St.
1969	8	Alcorn St.
1970	8	Jackson St.
1971	7	Grambling
1972	7	Grambling
1973	7	Alcorn St.
1974	7	Jackson St.
1975	7	Jackson St.
1976	7	Alcorn St.
1977	7	Texas Southern
1978	7	Jackson St./Southern U.
1979	7	Alcorn St.
1980	7	Alcorn St.
1981	7	Alcorn St./Southern U.

Season	No.	Regular Season
1982	7	Alcorn St./Jackson St.
1983	8	Texas Southern
1984	8	Alcorn St.
1985	8	Alcorn St.
1986	8	Alcorn St./Southern U.
1987	8	Grambling
1988	8	Southern U.
1989	8	Grambling/Southern U./ Texas Southern
1990	8	Southern U.
1991	8	Jackson St.
1992	8	Mississippi Val./Texas Southern
1993	8	Jackson St.
1994	8	Texas Southern
1995	8	Texas Southern
1996	8	Jackson St./Mississippi Val.
1997	8	Mississippi Val.
1998	9	Texas Southern
1999	9	Alcorn St.
2000	10	Alcorn St.
2001	10	Alabama St.
2002	10	Alcorn St.
2003	10	Prairie View
2004	10	Mississippi Val.
2005	10	Alabama A&M

Season	No.	Conference Tournament
1980	7	Alcorn St.
1981	7	Southern U.
1982	7	Alcorn St.
1983	7	Alcorn St.
1984	8	Alcorn St.
1985	4	Southern U.
1986	8	Mississippi Val.
1987	8	Southern U.
1988	8	Southern U.
1989	8	Southern U.
1990	8	Texas Southern
1991	8	Jackson St.
1992	8	Mississippi Val.
1993	8	Southern U.
1994	8	Texas Southern
1995	6	Texas Southern
1996	6	Mississippi Val.
1997	8	Jackson St.
1998	8	Prairie View
1999	8	Alcorn St.
2000	8	Jackson St.
2001	8	Alabama St.
2002	8	Alcorn St.
2003	8	Texas Southern
2004	8	Alabama St.
2005	8	Alabama A&M

SUN BELT CONFERENCE

Season	No.	Regular Season
1977	6	Charlotte
1978	6	Charlotte
1979	6	South Ala.
1980	8	South Ala.
1981	7	Va. Commonwealth/ South Ala./UAB
1982	6	UAB
1983	8	Va. Commonwealth/ Old Dominion
1984	8	Va. Commonwealth
1985	8	Va. Commonwealth
1986	8	Old Dominion
1987	8	Western Ky.
1988	8	Charlotte
1989	8	South Ala.
1990	8	UAB
1991	8	South Ala.
1992	11	Louisiana Tech/La-Lafayette
1993	10	New Orleans
1994	10	Western Ky.
1995	10	Western Ky.
1996	10	Ark-Little Rock/New Orleans
1997	10	New Orleans/South Ala.
1998	10	South Ala./Arkansas St.
1999	8	Louisiana Tech
2000	9	La-Lafayette/South Ala.
2001	12	Western Ky. (East)/ South Ala. (West)
2002	11	Western Ky. (East)/La-Lafayette (West)/New Mexico St. (West)
2003	12	Western Ky. (East)/ La-Lafayette (West)

Season	No.	Regular Season
2004	11	Ark-Little Rock (East)/ La-Lafayette (West)
2005	11	Ark-Little Rock (East)/Denver (West)

Season	No.	Conference Tournament
1977	6	Charlotte
1978	6	New Orleans
1979	6	Jacksonville
1980	8	Va. Commonwealth
1981	7	Va. Commonwealth
1982	6	UAB
1983	8	UAB
1984	8	UAB
1985	8	Va. Commonwealth
1986	8	Jacksonville
1987	8	UAB
1988	8	Charlotte
1989	8	South Ala.
1990	8	South Fla.
1991	8	South Ala.
1992	11	La-Lafayette
1993	9	Western Ky.
1994	10	La-Lafayette
1995	10	Western Ky.
1996	10	New Orleans
1997	10	South Ala.
1998	10	South Ala.
1999	8	Arkansas St.
2000	9	La-Lafayette
2001	11	Western Ky.
2002	11	Western Ky.
2003	11	Western Ky.
2004	8	La-Lafayette
2005	11	La-Lafayette

WEST COAST CONFERENCE

Season	No.	Regular Season
1953	5	Santa Clara
1954	5	Santa Clara
1955	5	San Francisco
1956	8	San Francisco
1957	8	San Francisco
1958	7	San Francisco
1959	7	St. Mary's (Cal.)
1960	7	Santa Clara
1961	7	Loyola Marymount
1962	7	Pepperdine
1963	7	San Francisco
1964	7	San Francisco
1965	8	San Francisco
1966	8	Pacific
1967	8	Pacific
1968	8	Santa Clara
1969	8	Santa Clara
1970	8	Santa Clara
1971	8	Pacific
1972	8	San Francisco
1973	8	San Francisco
1974	8	San Francisco
1975	8	UNLV
1976	7	Pepperdine
1977	8	San Francisco
1978	8	San Francisco
1979	8	San Francisco
1980	9	San Francisco/St. Mary's (Cal.)
1981	8	San Francisco/Pepperdine
1982	8	Pepperdine
1983	7	Pepperdine
1984	7	San Diego
1985	7	Pepperdine
1986	8	Pepperdine
1987	8	San Diego
1988	8	Loyola Marymount
1989	8	St. Mary's (Cal.)
1990	8	Loyola Marymount
1991	8	Pepperdine
1992	8	Pepperdine
1993	8	Pepperdine
1994	8	Gonzaga
1995	8	Santa Clara
1996	8	Gonzaga/Santa Clara
1997	8	St. Mary's (Cal.)/Santa Clara
1998	8	Gonzaga
1999	8	Gonzaga
2000	8	Pepperdine
2001	8	Gonzaga
2002	8	Gonzaga/Pepperdine
2003	8	Gonzaga
2004	8	Gonzaga
2005	8	Gonzaga

Season	No.	Conference Tournament
1987	8	Santa Clara
1988	8	Loyola Marymount
1989	8	Loyola Marymount
1990		DNP
1991	8	Pepperdine
1992	8	Pepperdine
1993	8	Santa Clara
1994	8	Pepperdine
1995	8	Gonzaga
1996	8	Portland
1997	8	St. Mary's (Cal.)
1998	8	San Francisco
1999	8	Gonzaga
2000	8	Gonzaga
2001	8	Gonzaga
2002	8	Gonzaga
2003	6	San Diego
2004	8	Gonzaga
2005	8	Gonzaga

WESTERN ATHLETIC CONFERENCE

Season	No.	Regular Season
1963	6	Arizona St.
1964	6	New Mexico/Arizona St.
1965	6	Brigham Young
1966	6	Utah
1967	6	Wyoming/Brigham Young
1968	6	New Mexico
1969	6	Brigham Young/Wyoming
1970	8	UTEP
1971	8	Brigham Young
1972	8	Brigham Young
1973	8	Arizona St.
1974	8	New Mexico
1975	8	Arizona St.
1976	8	Arizona
1977	8	Utah
1978	8	New Mexico
1979	7	Brigham Young
1980	8	Brigham Young
1981	9	Utah/Wyoming
1982	9	Wyoming
1983	9	UTEP/Utah
1984	9	UTEP
1985	9	UTEP
1986	9	Wyoming/UTEP/Utah
1987	9	UTEP
1988	9	Brigham Young
1989	9	Colorado St.
1990	9	Colorado St./Brigham Young
1991	9	Utah
1992	9	UTEP/Brigham Young
1993	10	Brigham Young/Utah
1994	10	New Mexico
1995	10	Utah
1996	10	Utah
1997	16	Fresno St. (Pacific)/ Hawaii (Pacific)/Utah (Mountain)
1998	16	TCU (Pacific)/ Utah (Mountain)
1999	16	UNLV (Mountain)/ Tulsa (Mountain)/Utah (Pacific)
2000	8	Tulsa
2001	9	Fresno St.
2002	10	Hawaii/Tulsa
2003	10	Fresno St.
2004	10	UTEP/Nevada
2005	10	Nevada

Season	No.	Conference Tournament
1984	9	UTEP
1985	9	San Diego St.
1986	9	UTEP
1987	9	Wyoming
1988	9	Wyoming
1989	9	UTEP
1990	9	UTEP
1991	9	Brigham Young
1992	8	Brigham Young
1993	10	New Mexico
1994	10	Hawaii
1995	10	Utah
1996	10	New Mexico
1997	12	Utah
1998	12	UNLV
1999	12	Utah
2000	8	Fresno St.
2001	9	Hawaii
2002	10	Hawaii

Season	No.	Conference Tournament
2003	9	Tulsa
2004	10	Nevada
2005	10	UTEP

WESTERN NEW YORK LITTLE THREE CONFERENCE

Season	No.	Regular Season
1947	3	Canisius
1948	3	Niagara
1949	3	Niagara
1950	3	Canisius/Niagara/St. Bonaventure
1951	3	St. Bonaventure
1952	3	DNP
1953	3	Niagara
1954	3	Niagara
1955	3	Niagara
1956	3	Canisius
1957	3	Canisius/St. Bonaventure
1958	3	St. Bonaventure

YANKEE CONFERENCE

Season	No.	Regular Season
1947	6	Vermont
1948	6	Connecticut
1949	6	Connecticut
1950	6	Rhode Island
1951	6	Connecticut
1952	6	Connecticut
1953	6	Connecticut
1954	6	Connecticut
1955	6	Connecticut
1956	6	Connecticut
1957	6	Connecticut
1958	6	Connecticut
1959	6	Connecticut
1960	6	Connecticut
1961	6	Rhode Island
1962	6	Massachusetts
1963	6	Connecticut
1964	6	Connecticut/Rhode Island
1965	6	Connecticut
1966	6	Connecticut/Rhode Island
1967	6	Connecticut
1968	6	Massachusetts/Rhode Island
1969	6	Massachusetts
1970	6	Connecticut/Massachusetts
1971	6	Massachusetts
1972	6	Rhode Island
1973	7	Massachusetts
1974	7	Massachusetts
1975	7	Massachusetts

INDEPENDENTS

(Best Record)

Season	No.	Regular Season
1946	30	Yale
1947	32	Duquesne
1948	40	Bradley
1949	34	Villanova
1950	36	Toledo
1951	37	Dayton
1952	42	Seton Hall
1953	42	Seattle
1954	39	Holy Cross/Seattle
1955	41	Marquette
1956	35	Temple
1957	32	Seattle
1958	29	Temple
1959	32	St. Bonaventure
1960	34	Providence
1961	35	Memphis
1962	34	Loyola (Ill.)
1963	47	Loyola (Ill.)
1964	51	UTEP
1965	45	Providence
1966	44	UTEP
1967	47	Boston College
1968	47	Houston
1969	47	Boston College
1970	52	Jacksonville
1971	55	Marquette
1972	59	Oral Roberts
1973	68	Providence
1974	73	Notre Dame
1975	79	Tex.-Pan American
1976	79	Rutgers
1977	73	UNLV

Season	No.	Regular Season
1978	70	DePaul
1979	68	Syracuse
1980	55	DePaul
1981	54	DePaul
1982	52	DePaul
1983	19	New Orleans
1984	19	DePaul
1985	22	Notre Dame
1986	17	Notre Dame
1987	18	DePaul
1988	18	Akron
1989	22	Akron
1990	19	Wright St.
1991	17	DePaul
1992	12	Penn St.
1993	14	Wis.-Milwaukee
1994	6	Southern Utah
1995	2	Notre Dame
1996	2	Oral Roberts
1997	3	Oral Roberts
1998	0	
1999	2	Denver
2000	5	Tex.-Pan American
2001	5	Stony Brook
2002	3	Tex.-Pan American
2003	6	Centenary (La.)
2004	4	Tex. A&M-Corp. Chris.
2005	4	Tex. A&M-Corp. Chris.

CONSECUTIVE REGULAR-SEASON WINNER

No.	Team	Conference	Seasons
13	UCLA	Pacific-10	1967-79
10	Connecticut	Yankee	1951-60
10	UNLV	Big West	1983-92
9	Kentucky	Southeastern	1944-52
8	Idaho St.	Rocky Mountain	1953-60
8	Long Beach St.	Big West	1970-77
7	Cincinnati	Conference USA	1996-2002
7	Coppin St.	Mid-Eastern	1993-99
7	Dartmouth	Ivy	1938-44
7	Murray St.	Ohio Valley	1994-2000
7	Rhode Island	New England	1938-44
6	Arizona	Border	1946-51
6	Col. of Charleston	Southern	1999-2004
6	Cincinnati	Missouri Valley	1958-63
6	Davidson	Southern	1968-73
6	Kansas	Missouri Valley	1922-27
6	Kentucky	Southeastern	1968-73
6	Kentucky	Southeastern	2000-05
6	Penn	Ivy	1970-75
6	Weber St.	Big Sky	1968-73

CONSECUTIVE CONFERENCE TOURNAMENT WINNER

No.	Team	Conference	Seasons
7	Kentucky	Southeastern	1944-50
7	N.C. A&T	Mid-Eastern	1982-88
6	North Carolina St.	Southern	1947-52
6	Valparaiso	Mid-Continent	1995-2000
6	West Virginia	Southern	1955-60
5	Duke	Atlantic Coast	1999-2003
5	Massachusetts	Atlantic 10	1992-96
4	Arizona	Pacific-10	1988-90, 2002
4	Cincinnati	Great Midwest	1992-95
4	East Tenn. St.	Southern	1989-92
4	Gonzaga	West Coast	1999-2002
4	Kentucky	Southeastern	1992-95
4	La.-Monroe	Southland	1990-93
4	Northeastern	America East	1984-87
4	Winthrop	Big South	1999-2002
3	27 tied		

DIVISION I UNDEFEATED IN CONFERENCE PLAY

Minimum 6 conference games.

Year	Conference	Team	W-L	Overall
1904	Ivy	Columbia	10-0	14-0
1905	Ivy	Columbia	8-0	13-0
1908	Ivy	Penn	8-0	23-4
1908	Missouri Valley	Kansas	6-0	18-6
1909	Big Ten	Chicago	12-0	12-0

Year	Conference	Team	W-L	Overall
1912	Big Ten	Purdue	12-0	12-0
1912	Big Ten	Wisconsin	12-0	15-0
1912	Missouri Valley	Nebraska	8-0	14-1
1913	Big Ten	Wisconsin	12-0	14-1
1913	Missouri Valley	Nebraska	10-0	17-2
1914	Big Ten	Wisconsin	12-0	15-0
1914	Missouri Valley	Nebraska	7-0	15-3
1915	Big Ten	Illinois	12-0	16-0
1916	Big Ten	Wisconsin	12-0	20-1
1916	Missouri Valley	Nebraska	12-0	13-1
1916	Southwest	Texas	6-0	12-0
1920	Ivy	Penn	10-0	22-1
1920	Southwest	Texas A&M	16-0	19-0
1922	Pacific Coast	Idaho	7-0	19-1
1923	Missouri Valley	Kansas	16-0	17-1
1924	Southwest	Texas	20-0	23-0
1926	Pacific Coast	California	7-0	14-0
1927	Pacific Coast	California	7-0	13-0
1928	Missouri Valley	Oklahoma	18-0	18-0
1928	Southwest	Arkansas	12-0	19-1
1929	Big Six	Oklahoma	10-0	13-2
1929	Missouri Valley	Washington-St. Louis	7-0	11-7
1929	Pacific Coast	California	11-0	17-3
1930	Big Ten	Purdue	10-0	13-2
1931	Ivy	Columbia	10-0	20-2
1932	Missouri Valley	Creighton	8-0	17-4
1934	Eastern	Intercollegiate	8-0	18-4
1936	Big Six	Kansas	10-0	21-2
1936	Ivy	Columbia	12-0	19-3
1937	Ivy	Penn	12-0	17-3
1938	Border	New Mex. St.	18-0	22-3
1940	Missouri Valley	Oklahoma St.	12-0	26-3
1941	Southwest	Arkansas	12-0	20-3
1942	Border	West Tex. A&M	16-0	28-3
1943	Big Six	Kansas	10-0	22-6
1943	Big Ten	Illinois	12-0	17-1
1943	Border	West Tex. A&M	10-0	15-7
1943	Missouri Valley	Creighton	10-0	16-1
1944	Ivy	Dartmouth	8-0	19-2
1945	Border	New Mexico	12-0	14-2
1945	Southwest	Rice	12-0	20-1
1946	Big Six	Kansas	10-0	19-2
1946	Missouri Valley	Oklahoma St.	12-0	31-2
1947	Southwest	Texas	12-0	26-2
1948	Missouri Valley	Oklahoma St.	10-0	27-4
1948	Southeastern	Kentucky	9-0	36-3
1949	Southeastern	Kentucky	13-0	32-2
1951	Ivy	Columbia	12-0	22-1
1951	Southeastern	Kentucky	14-0	32-2
1952	Southeastern	Kentucky	14-0	29-3
1953	Rocky Mountain	Idaho St.	10-0	18-7
1953	Southeastern	LSU	13-0	22-3
1954	Southeastern	Kentucky	14-0	25-0
1954	Southeastern	LSU	14-0	20-5
1954	Southern	George Washington	10-0	23-3
1954	Yankee	Connecticut	7-0	23-3
1955	West Coast	San Francisco	12-0	28-1
1955	Yankee	Connecticut	7-0	20-5
1956	Pacific Coast	UCLA	16-0	22-6
1956	Southeastern	Alabama	14-0	21-3
1956	Southwest	Southern Methodist	12-0	25-4
1956	West Coast	San Francisco	14-0	29-0
1957	Atlantic Coast	North Carolina	14-0	32-0
1957	Rocky Mountain	Idaho St.	12-0	25-4
1957	Southern	West Virginia	12-0	25-5
1957	Yankee	Connecticut	8-0	17-8
1958	Mid-American	Miami (Ohio)	12-0	18-9
1958	Rocky Mountain	Idaho St.	10-0	22-6
1958	Southern	West Virginia	12-0	26-2
1958	West Coast	San Francisco	12-0	25-2
1958	Yankee	Connecticut	10-0	17-10
1959	Big Eight	Kansas St.	14-0	25-2
1959	Middle Atlantic	St. Joseph's	7-0	22-5
1959	Southern	West Virginia	11-0	29-5
1960	Rocky Mountain	Idaho St.	8-0	21-5
1961	Big Ten	Ohio St.	14-0	27-1
1961	Middle Atlantic	St. Joseph's	8-0	25-5
1962	Border	Arizona St.	8-0	23-4
1963	Atlantic Coast	Duke	14-0	27-3
1963	Middle Atlantic	St. Joseph's	8-0	23-5
1964	AAWU	UCLA	15-0	30-0
1964	West Coast	San Francisco	12-0	23-5
1965	AAWU	UCLA	14-0	28-2
1965	Southern	Davidson	12-0	24-2
1965	Yankee	Connecticut	10-0	23-3

Conference Overall					Conference Overall					Conference Overall				
Year	Conference	Team	W-L	W-L	Year	Conference	Team	W-L	W-L	Year	Conference	Team	W-L	W-L
1966	Ohio Valley	Western Ky.	14-0	25-3	1978	East Coast (W)	Lafayette	10-0	23-8	1992	West Coast	Pepperdine	14-0	24-7
1967	AAWU	UCLA	14-0	30-0	1978	Pacific-8	UCLA	14-0	25-3	1993	Ivy	Penn	14-0	22-5
1967	West Coast	Pacific	14-0	24-4	1979	East Coast	Temple	13-0	25-4	1993	Mid-Eastern	Coppin St.	16-0	22-8
1968	AAWU	UCLA	14-0	29-1	1979	Missouri Valley	Indiana St.	16-0	33-1	1993	Sun Belt	New Orleans	18-0	26-4
1969	Big Sky	Weber St.	15-0	27-3	1979	New Jersey- New York 7	Rutgers	6-0	22-9	1994	Big Eight	Missouri	14-0	28-4
1969	Ivy	Princeton	14-0	19-7	1979	Southwestern	Alcorn St.	12-0	28-1	1994	Ivy	Penn	14-0	25-3
1969	Southern	Davidson	9-0	27-3	1979	Sun Belt	South Ala.	10-0	20-7	1994	Mid-Eastern	Coppin St.	16-0	22-8
1970	Atlantic Coast	South Carolina	14-0	25-3	1980	Metro	Louisville	12-0	33-3	1995	American West	Southern Utah	6-0	17-11
1970	Big Ten	Iowa	14-0	20-5	1980	Southwestern	Alcorn St.	12-0	28-2	1995	Ivy	Penn	14-0	22-6
1970	Ivy	Penn	14-0	25-2	1980	Trans America	La.-Monroe	6-0	17-11	1995	Midwestern	Xavier	14-0	23-5
1970	Ohio Valley	Western Ky.	14-0	22-3	1981	East Coast (E)	American	11-0	24-6	1996	Midwestern	Wis.-G.B.	16-0	25-4
1970	Pacific Coast	Long Beach St.	10-0	24-5	1982	East Coast	Temple	11-0	19-8	1996	Southeastern (E)	Kentucky	16-0	34-2
1970	Southern	Davidson	10-0	22-5	1982	West Coast	Pepperdine	14-0	22-7	1996	Southern	Davidson	14-0	25-5
1971	Big Eight	Kansas	14-0	27-3	1983	ECAC South	William & Mary	9-0	20-9	1996	Southwest	Texas Tech	14-0	30-2
1971	Ivy	Penn	14-0	28-1	1983	Metro	Louisville	12-0	32-4	1997	Ivy	Princeton	14-0	24-4
1971	Middle Atlantic (E)	St. Joseph's	6-0	19-9	1983	Southwest	Houston	16-0	31-3	1997	Trans America (E)	Col. of Charleston	16-0	29-3
1971	Pacific Coast	Long Beach St.	10-0	24-5	1984	Atlantic 10	Temple	18-0	26-5	1998	Ivy	Princeton	14-0	27-2
1971	Pacific-8	UCLA	14-0	29-1	1984	Atlantic Coast	North Carolina	14-0	28-3	1998	Western Athletic (P)	TCU	14-0	27-6
1971	Yankee	Massachusetts	10-0	23-4	1984	ECAC North Atlantic	Northeastern	14-0	27-5	1999	Atlantic Coast	Duke	16-0	37-2
1972	Middle Atlantic (E)	Temple	6-0	23-8	1984	Missouri Valley	Bradley	16-0	32-3	1999	Southern (S)	Col. of Charleston	16-0	28-3
1972	Pacific-8	UCLA	14-0	30-0	1987	Atlantic Coast	North Carolina	14-0	32-4	1999	Western Athletic (P)	Utah	14-0	28-5
1972	Southland	La.-Lafayette	8-0	25-4	1987	Pacific Coast	UNLV	18-0	37-2	2000	Big West (E) Conference	Utah St.	16-0	28-6
1973	Atlantic Coast	North Caro. St.	12-0	27-0	1988	Atlantic 10	Temple	18-0	32-2	2000	Ivy	Penn	14-0	21-8
1973	Middle Atlantic (E)	St. Joseph's	6-0	22-6	1988	Metro Atlantic	La Salle	14-0	24-10	2002	Big 12	Kansas	16-0	33-4
1973	Pacific-8	UCLA	14-0	30-0	1988	Mid-Eastern	N.C. A&T	16-0	26-3	2003	Big Sky	Weber St.	14-0	26-6
1973	Southland	La.-Lafayette	12-0	24-5	1988	West Coast	Loyola Marymount	14-0	28-4	2003	Ivy	Penn	14-0	22-6
1974	Atlantic Coast	North Caro. St.	12-0	30-1	1990	Metro Atlantic	La Salle	16-0	30-2	2003	Southeastern	Kentucky	16-0	32-4
1974	Pacific Coast	Long Beach St.	12-0	24-2	1991	Big West	UNLV	18-0	34-1	2004	Atlantic 10 (E)	St. Joseph's	16-0	30-2
1975	Big Ten	Indiana	18-0	31-1	1991	Ivy	Princeton	14-0	24-3	2004	Ohio Valley	Austin Peay	16-0	22-10
1975	Southern	Furman	13-0	22-7	1992	Big West	UNLV	18-0	26-2	2004	West Coast	Gonzaga	14-0	28-3
1976	Big Ten	Indiana	18-0	32-0	1992	North Atlantic	Delaware	14-0	27-4	2005	Big West	Pacific	18-0	27-4
1976	Ivy	Princeton	14-0	22-5						2005	Southern (S)	Davidson	16-0	23-9
1977	Southwest	Arkansas	16-0	26-2										
1977	West Coast	San Francisco	14-0	29-2										

Division I Conference Alignment History

CHANGES FOR 2005-06

Team	Old Conference	New Conference
Boston College	Big East	Atlantic Coast
UCF	Atlantic Sun	Conference USA
Charlotte	Conference USA	Atlantic 10
Cincinnati	Conference USA	Big East
DePaul	Conference USA	Big East
East Tenn. St.	Southern	Atlantic Sun
Georgia St.	Atlantic Sun	Colonial
Idaho	Big West	Western Athletic
Louisville	Conference USA	Big East
Marquette	Conference USA	Big East
Marshall	Mid-American	Conference USA
New Mexico St.	Sun Belt	Western Athletic
Northeastern	America East	Colonial
Rice	Western Athletic	Conference USA
St. Louis	Conference USA	Atlantic 10
South Florida	Conference USA	Big East
Southern Methodist	Western Athletic	Conference USA
UTEP	Western Athletic	Conference USA
TCU	Conference USA	Mountain West
Troy	Atlantic Sun	Sun Belt
Tulsa	Western Athletic	Conference USA
Utah St.	Big West	Western Athletic

AMERICA EAST CONFERENCE (1980-present)

- ECAC North (1980-82)
- ECAC North Atlantic (1983-89)
- North Atlantic (1990-96)
- America East (1997-present)

Albany (N.Y.)	2002-present
Binghamton	2002-present
Boston U.	1980-present
Canisius	1980-89
Colgate	1980-90
Delaware	1992-2001
Drexel	1992-2001
Hartford	1986-present
Hofstra	1995-2001

Holy Cross	1980-83
Maine	1980-present
UMBC	2004-present
New Hampshire	1980-present
Niagara	1980-89
Northeastern	1980-2005
Rhode Island	1980
Siena	1985-89
Stony Brook	2002-present
Towson	1996-2001
Vermont	1980-present

AMERICAN SOUTH CONFERENCE (1988-91)

Arkansas St.	1988-91
UCF	1991
Lamar	1988-91
Louisiana Tech	1988-91
New Orleans	1988-91
La.-Lafayette	1988-91
Tex.-Pan American	1988-91

AMERICAN WEST CONFERENCE (1995-96)

Cal Poly	1995-96
Cal St. Northridge	1995-96
Sacramento St.	1995-96
Southern Utah	1995-96

ATLANTIC COAST CONFERENCE (1954-present)

Boston College	2006-present
Clemson	1954-present
Duke	1954-present
Florida St.	1992-present
Georgia Tech	1980-present
Maryland	1954-present
Miami (Fla.)	2005-present
North Carolina	1954-present
North Carolina St.	1954-present

South Carolina	1954-71
Virginia	1954-present
Virginia Tech	2005-present
Wake Forest	1954-present

ATLANTIC SUN CONFERENCE (1979-present)

Trans America Athletic (1979-2001)

Ark.-Little Rock	1981-91
Belmont	2002-present
Campbell	1995-present
Centenary (La.)	1979-99
UCF	1993-2005
Col. of Charleston	1993-98
East Tenn. St.	2006-present
Fla. Atlantic	1994-present
Florida Int'l	1992-98
Gardner-Webb	2003-present
Ga. Southern	1981-92
Georgia St.	1985-2005
Hardin-Simmons	1979-89
Houston Baptist	1979-89
Jacksonville	1999-present
Jacksonville St.	1996-2003
Lipscomb	2004-present
Mercer	1979-present
Nicholls St.	1983-84
La.-Monroe	1979-82
Northwestern St.	1981-84
Oklahoma City	1979
Samford	1979-2003
Southeastern La.	1992-97
Stetson	1987-present
Tex.-Pan American	1979-80
Troy	1998-2005

ATLANTIC 10 CONFERENCE (1977-present)

Eastern Collegiate Basketball League (1977-78)

Eastern AA (1979-82)

Eastern 8

Atlantic 10 (1983-present)

Charlotte	2006-present
Dayton	1996-present
Duquesne	1977-92, 94-present
Fordham	1996-present
George Washington	1977-present
La Salle	1996-present
Massachusetts	1977-present
Penn St.	1977-79, 83-91
Pittsburgh	1977-82
Rhode Island	1981-present
Richmond	2002-present
Rutgers	1977-95
St. Bonaventure	1980-present
St. Joseph's	1983-present
St. Louis	2006-present
Temple	1983-present
Villanova	1977-80
Virginia Tech	1996-2000
West Virginia	1977-95
Xavier	1996-present

BIG EAST CONFERENCE (1980-present)

Boston College	1980-2005
Cincinnati	2006-present
Connecticut	1980-present
DePaul	2006-present
Georgetown	1980-present
Louisville	2006-present
Marquette	2006-present
Miami (Fla.)	1992-2004
Notre Dame	1996-present
Pittsburgh	1983-present
Providence	1980-present
Rutgers	1996-present
St. John's (N.Y.)	1980-present
Seton Hall	1980-present
South Fla.	2006-present
Syracuse	1980-present
Villanova	1981-present
Virginia Tech	2001-2004
West Virginia	1996-present

BIG EIGHT CONFERENCE (1908-96)

Missouri Valley (1908-28)
Big Six (1929-47)
Big Seven (1948-58)
Big Eight (1959-96)

Colorado	1948-96
Drake	1908-28
Grinnell	1919-28
Iowa St.	1908-96
Kansas	1908-96
Kansas St.	1914-96
Missouri	1908-96
Nebraska	1908-19, 21-96
Oklahoma	1920-96
Oklahoma St.	1926-28, 59-96
Washington-St. Louis	1908-10, 12-28

BIG SKY CONFERENCE (1964-present)

Boise St.	1971-96
Cal St. Northridge	1997-2001
Eastern Wash.	1988-present
Gonzaga	1964-79
Idaho	1964-96
Idaho St.	1964-present
Montana	1964-present
Montana St.	1964-present
Nevada	1980-92
Northern Ariz.	1971-present
Portland St.	1999-present
Sacramento St.	1997-present
Weber St.	1964-present

BIG SOUTH CONFERENCE (1986-present)

Armstrong Atlantic	1986-87
Augusta St.	1986-91
Birmingham-So.	2004-present
Campbell	1986-94
Charleston So.	1986-present
Coastal Caro.	1986-present
Davidson	1991-92
Elon	2000-2003

High Point	2000-present
Liberty	1992-present
UMBC	1993-98
UNC Asheville	1986-present
UNC Greensboro	1993-97
Radford	1986-present
Towson	1993-95
VMI	2004-present
Winthrop	1986-present

BIG TEN CONFERENCE (1895-present)

**Intercollegiate Conference of Faculty
Representatives**
Western Intercollegiate
Big Nine (1947-48)
Big Ten (1912-46, 49-present)

Chicago	1895-46
Illinois	1895-present
Indiana	1899-present
Iowa	1899-present
Michigan	1895-present
Michigan St.	1949-present
Minnesota	1895-present
Northwestern	1895-present
Ohio St.	1912-present
Penn St.	1993-present
Purdue	1895-present
Wisconsin	1895-present

BIG 12 CONFERENCE (1997-present)

Baylor	1997-present
Colorado	1997-present
Iowa St.	1997-present
Kansas	1997-present
Kansas St.	1997-present
Missouri	1997-present
Nebraska	1997-present
Oklahoma	1997-present
Oklahoma St.	1997-present
Texas	1997-present
Texas A&M	1997-present
Texas Tech	1997-present

BIG WEST CONFERENCE (1970-present)

Pacific Coast (1970-88)
Big West (1989-present)

Boise St.	1997-2001
UC Irvine	1978-present
UC Riverside	2002-present
UC Santa Barb.	1970-74, 77-present
Cal Poly	1997-present
Cal St. Fullerton	1975-present
Cal St. L.A.	1970-74
Cal St. Northridge	2002-present
Fresno St.	1970-92
Idaho	1997-2005
Long Beach St.	1970-present
Nevada	1993-2000
UNLV	1983-96
New Mexico St.	1984-2000
North Texas	1997-2000
Pacific	1972-present
San Diego St.	1970-78
San Jose St.	1970-96
Utah St.	1979-2005

BORDER CONFERENCE (1932-40, 42-62)

Arizona	1932-40, 42-61
Arizona St.	1932-40, 42-43, 44-62
Hardin-Simmons	1942-43, 45-62
New Mexico	1932-40, 42, 45-51
New Mexico St.	1932-40, 42-62
Northern Ariz.	1932-40, 42-53
UTEP	1936-40, 42-43, 44-62
Texas Tech	1933-40, 42-56
West Tex. A&M	1942-43, 45-62

COLONIAL ATHLETIC ASSOCIATION (1983-present)

American	1985-2001
Delaware	2002-present
Drexel	2002-present

East Caro.	1983-2001
George Mason	1983-present
Georgia St.	2006-present
Hofstra	2002-present
James Madison	1983-present
Navy	1983-91
UNC Wilmington	1985-present
Northeastern	2006-present
Old Dominion	1992-present
Richmond	1983-2001
Towson	2002-present
Va. Commonwealth	1996-present
William & Mary	1983-present

CONFERENCE USA (1996-present)

UAB	1996-present
UCF	2006-present
Charlotte	1996-2005
Cincinnati	1996-2005
DePaul	1996-2005
East Caro.	2002-present
Houston	1997-present
Louisville	1996-2005
Marquette	1996-2005
Marshall	2006-present
Memphis	1996-present
Rice	2006-present
St. Louis	1996-2005
South Fla.	1996-2005
Southern Miss.	1996-present
UTEP	2006-present
TCU	2002-05
Tulane	1996-present
Tulsa	2006-present
Southern Methodist	2006-present

EAST COAST CONFERENCE (1959-92, 94)

Middle Atlantic (1959-74)
East Coast (1975-92, 94)

American	1967-84
Brooklyn	1992
Bucknell	1959-90
Buffalo	1992, 94
Central Conn. St.	1991-92, 94
Chicago St.	1994
Delaware	1959-91
Drexel	1959-91
Gettysburg	1959-74
Hofstra	1966-92, 94
Lafayette	1959-90
La Salle	1959-83
Lehigh	1959-90
UMBC	1991-92
Muhlenberg	1959-64
Northeastern Ill.	1994
Rider	1967-92
Rutgers	1959-62
St. Joseph's	1959-82
Temple	1959-82
Towson	1983-92
Troy	1994
West Chester	1966-67, 69-74

EASTERN INTERCOLLEGIATE CONFERENCE (1933-39)

Bucknell	1934
Carnegie Mellon	1933-39
Georgetown	1933-39
Penn St.	1936-39
Pittsburgh	1933-39
Temple	1933-39
West Virginia	1933-39

GREAT MIDWEST CONFERENCE (1992-95)

UAB	1992-95
Cincinnati	1992-95
Dayton	1994-95
DePaul	1992-95

Marquette	1992-95
Memphis	1992-95
St. Louis	1992-95

GULF STAR CONFERENCE (1985-87)

Nicholls St.	1985-87
Northwestern St.	1985-87
Sam Houston St.	1985-87
Southeastern La.	1985-87
Stephen F. Austin	1985-87
Texas St.	1985-87

HORIZON LEAGUE (1980-present)

Midwestern Collegiate (1980-2001)

Butler	1980-present
Cleveland St.	1995-present
Dayton	1989-93
Detroit	1981-present
Duquesne	1993
Evansville	1980-94
Ill.-Chicago	1995-present
La Salle	1993-95
Loyola (Ill.)	1980-present
Marquette	1990-91
Northern Ill.	1995-97
Oklahoma City	1980-85
Oral Roberts	1980-87
St. Louis	1983-91
Wis.-Green Bay	1995-present
Wis.-Milwaukee	1995-present
Wright St.	1995-present
Xavier	1980-95
Youngstown St.	2002-present

IVY GROUP (1902-08, 11-18, 20-present)

Eastern Intercollegiate League

Brown	1954-present
Columbia	1902-08, 11-18, 20-present
Cornell	1902-08, 11-18, 20-present
Dartmouth	1912-18, 20-present
Harvard	1902-04, 06-07, 34-43, 47-present
Penn	1904-08, 11-18, 20-present
Princeton	1902-08, 11-18, 20-44, 46-present
Yale	1902-08, 11-18, 20-43, 47-present

METRO ATLANTIC ATHLETIC CONFERENCE (1982-present)

Army	1982-90
Canisius	1990-present
Fairfield	1982-present
Fordham	1982-90
Holy Cross	1984-90
Iona	1982-present
La Salle	1984-92
Loyola (Md.)	1990-present
Manhattan	1982-present
Marist	1998-present
Niagara	1990-present
Rider	1998-present
St. Peter's	1982-present
Siena	1990-present

METROPOLITAN COLLEGIATE ATHLETIC CONFERENCE (1976-95)

Charlotte	1992-95
Cincinnati	1976-91
Florida St.	1977-91
Georgia Tech	1976-78
Louisville	1976-95
Memphis	1976-91
St. Louis	1976-82
South Carolina	1984-91
South Fla.	1992-95
Southern Miss.	1983-95
Tulane	1976-85, 90-95
Va. Commonwealth	1992-95
Virginia Tech	1979-95

METROPOLITAN COLLEGIATE CONFERENCE (1966-69)

Fairleigh Dickinson	1966-69
Hofstra	1966-69
Iona	1966-69
Long Island	1966-69
Manhattan	1966-69
New York U.	1966-67
St. Francis (N.Y.)	1966-68
St. Peter's	1966-69
Seton Hall	1966-69
Wagner	1966-69

METROPOLITAN NEW YORK CONFERENCE (1943, 46-63)

Brooklyn	1943, 46-63
CCNY	1943, 46-63
Fordham	1943, 46-63
Hofstra	1943
Manhattan	1943, 46-63
New York U.	1943, 46-63
St. Francis (N.Y.)	1943, 46-63
St. John's (N.Y.)	1943, 46-63

MID-AMERICAN CONFERENCE (1947-present)

Akron	1993-present
Ball St.	1976-present
Bowling Green	1954-present
Buffalo	1999-present
Butler	1947-50
Case Reserve	1947-55
Central Mich.	1973-present
Cincinnati	1947-53
Eastern Mich.	1975-present
Kent St.	1952-present
Marshall	1954-69, 98-2005
Miami (Ohio)	1948-present
Northern Ill.	1976-86, 98-present
Ohio	1947-present
Toledo	1952-present
Wayne St. (Mich.)	1947
Western Mich.	1948-present

MID-CONTINENT CONFERENCE (1983-present)

Akron	1991-92
Buffalo	1995-98
Centenary (La.)	2004-present
Central Conn. St.	1995-97
Chicago St.	1995-present
Cleveland St.	1983-94
Eastern Ill.	1983-96
Ill.-Chicago	1983-94
IUPUI	1999-present
UMKC	1995-present
Missouri St.	1983-90
Northeastern Ill.	1995-98
Northern Ill.	1991-94
UNI	1983-91
Oakland	2000-present
Oral Roberts	1998-present
Southern Utah	1998-present
Troy	1995-97
Valparaiso	1983-present
Western Ill.	1983-present
Wis.-Green Bay	1983-94
Wis.-Milwaukee	1994
Wright St.	1992-94
Youngstown St.	1993-2001

MID-EASTERN ATHLETIC CONFERENCE (1972-present)

Bethune-Cookman	1981-present
Coppin St.	1986-present
Delaware St.	1972-87, 89-present
Florida A&M	1981-83, 88-present
Hampton	1996-present
Howard	1972-present
Md.-East. Shore	1972-79, 83-present
Morgan St.	1972-80, 85-present
Norfolk St.	1998-present

N.C. A&T	1972-present
N.C. Central	1972-80
South Carolina St.	1972-present

MISSOURI VALLEY CONFERENCE (1908-present)

Bradley	1949-51, 56-present
Butler	1933-34
Cincinnati	1958-70
Creighton	1928-43, 46-48, 78-present
Detroit	1950-57
Drake	1908-51, 57-present
Evansville	1995-present
Grinnell	1919-39
Houston	1951-60
Illinois St.	1982-present
Indiana St.	1978-present
Iowa St.	1908-28
Kansas	1908-28
Kansas St.	1914-28
Louisville	1965-75
Memphis	1968-73
Missouri	1908-28
Missouri St.	1991-present
Nebraska	1908-19, 21-28
New Mexico St.	1973-83
North Texas	1958-75
UNI	1992-present
Oklahoma	1920-28
Oklahoma St.	1926-57
St. Louis	1938-43, 45-74
Southern Ill.	1976-present
Tulsa	1935-96
Washburn	1935-41
Washington-St. Louis	1908-10, 12-47
West Tex. A&M	1973-86
Wichita St.	1946-present

MOUNTAIN STATES CONFERENCE (1911-43, 46-62)

Also known as:

Rocky Mountain (1911-37)

Big Seven (1938-43, 46-47)

Skyline Six (1948-51)

Skyline Eight (1952-62)

Mountain States (1938-43, 46-62)

Brigham Young	1924-42, 46-62
Colorado	1911-42, 46-47
Colorado Col.	1911-37
Colorado Mines	1911-37
Colorado St.	1911-22, 24-42, 46-62
Denver	1911-42, 46-62
Montana	1952-62
Montana St.	1925-37
New Mexico	1952-62
Northern Colo.	1925-37
Utah	1924-42, 46-62
Utah St.	1924-42, 46-62
Western St.	1925-37
Wyoming	1923-43, 46-62

MOUNTAIN WEST CONFERENCE (2000-present)

Air Force	2000-present
Brigham Young	2000-present
Colorado St.	2000-present
UNLV	2000-present
New Mexico	2000-present
San Diego St.	2000-present
TCU	2006-present
Utah	2000-present
Wyoming	2000-present

NEW JERSEY-NEW YORK 7 CONFERENCE (1977-79)

Columbia	1977-79
Fordham	1977-79
Manhattan	1977-79
Princeton	1977-79
Rutgers	1977-79
St. John's (N.Y.)	1977-79
Seton Hall	1977-79

**NORTHEAST CONFERENCE
(1982-present)****ECAC Metro (1982-88)****Northeast (1989-present)**

Baltimore	1982-83
Central Conn. St.	1998-present
Fairleigh Dickinson	1982-present
Long Island	1982-present
Loyola (Md.)	1982-89
Marist	1982-97
UMBC	1999-2003
Monmouth	1986-present
Mt. St. Mary's	1990-present
Quinnipiac	1999-present
Rider	1993-97
Robert Morris	1982-present
Sacred Heart	2000-present
St. Francis (N.Y.)	1982-present
St. Francis (Pa.)	1982-present
Siena	1982-84
Towson	1982
Wagner	1982-present

**OHIO VALLEY CONFERENCE
(1949-present)**

Akron	1981-87
Austin Peay	1964-present
East Tenn. St.	1958-78
Eastern Ill.	1997-present
Eastern Ky.	1949-present
Evansville	1949-52
Jacksonville St.	2004-present
Louisville	1949
Marshall	1949-52
Middle Tenn.	1953-2000
Morehead St.	1949-present
Murray St.	1949-present
Samford	2004-present
Southeast Mo. St.	1992-present
Tenn.-Martin	1993-present
Tennessee St.	1988-present
Tennessee Tech	1949-present
Western Ky.	1949-82
Youngstown St.	1982-88

**PACIFIC-10 CONFERENCE
(1916-17, 19-present)****Pacific Coast (1916-59)****Big Five (1960-62)****Big Six (1963)****Athletic Association of Western Universities—****AAWU (1963-68)****Pacific 8 (1969-78)****Pacific-10 (1979-present)**

Arizona	1979-present
Arizona St.	1979-present
California	1916-17, 19-present
Idaho	1922-59
Montana	1924-29
Oregon	1917, 19-59, 65-present
Oregon St.	1916-17, 19-59, 65-present
Southern California	1922-24, 26-present
Stanford	1917, 19-43, 46-present
UCLA	1928-present
Washington	1916-17, 19-present
Washington St.	1917, 19-59, 64-present

**PATRIOT LEAGUE
(1991-present)**

American	2002-present
Army	1991-present
Bucknell	1991-present
Colgate	1991-present
Fordham	1991-95
Holy Cross	1991-present
Lafayette	1991-present
Lehigh	1991-present
Navy	1992-present

**SOUTHEASTERN CONFERENCE
(1933-present)**

Alabama	1933-43, 45-present
Arkansas	1992-present
Auburn	1933-43, 45-present
Florida	1933-43, 45-present
Georgia	1933-present

Georgia Tech	1933-64
Kentucky	1933-52, 54-present
LSU	1933-present
Mississippi	1933-43, 45-present
Mississippi St.	1933-43, 45-present
Sewanee	1933-40
South Carolina	1992-present
Tennessee	1933-43, 45-present
Tulane	1933-66
Vanderbilt	1933-present

**SOUTHERN CONFERENCE
(1922-present)****Southern Intercollegiate Athletic Association—
SIAA (1895-1921)**

Alabama	1922-32
Appalachian St.	1973-present
Auburn	1922-32
Col. of Charleston	1999-present
Chattanooga	1977-present
Citadel	1937-present
Clemson	1922-53
Davidson	1937-88, 93-present
Duke	1929-53
East Caro.	1966-77
East Tenn. St.	1979-2005
Elon	2004-present
Florida	1923-32
Furman	1937-42, 45-present
George Washington	1942-43, 46-70
Georgia	1922-32
Ga. Southern	1993-present
Georgia Tech	1922-32
Kentucky	1922-32
LSU	1923-32
Marshall	1977-97
Maryland	1924-53
Mississippi	1923-32
Mississippi St.	1922-30, 32
North Carolina	1922-53
UNC Greensboro	1998-present
North Carolina St.	1922-53
Richmond	1937-76
Sewanee	1924-32
South Carolina	1923-53
Tennessee	1922-32
Tulane	1923-32
Vanderbilt	1923-32
Virginia	1922-37
VMI	1926-2003
Virginia Tech	1922-65
Wake Forest	1937-43, 45-53
Wash. & Lee	1922-43, 46-58
West Virginia	1951-68
Western Caro.	1977-present
William & Mary	1937-77
Wofford	1998-present

**SOUTHLAND CONFERENCE
(1964-present)**

Abilene Christian	1964-73
Arkansas St.	1964-87
Lamar	1964-87, 99-present
La.-Lafayette	1972-82
La.-Monroe	1983-present
Louisiana Tech	1972-87
McNeese St.	1973-present
Nicholls St.	1992-present
North Texas	1983-96
Northwestern St.	1988-present
Sam Houston St.	1988-present
Southeastern La.	1998-present
Stephen F. Austin	1988-present
Texas-Arlington	1964-86, 88-present
Texas-San Antonio	1992-present
Texas St.	1988-present
Trinity (Tex.)	1964-72

**SOUTHWEST CONFERENCE
(1915-96)**

Arkansas	1924-91
Baylor	1915-96
Houston	1976-96
Oklahoma St.	1918, 22-25
Phillips	1920
Rice	1915-16, 18-96
Southern Methodist	1919-96

Southwestern (Tex.)	1915-16
Texas	1915-96
Texas A&M	1915-96
TCU	1924-96
Texas Tech	1958-96

**SOUTHWESTERN
ATHLETIC CONFERENCE
(1978-present)**

Alabama A&M	2000-present
Alabama St.	1983-present
Alcorn St.	1978-present
Ark.-Pine Bluff	1999-present
Grambling	1978-present
Jackson St.	1978-present
Mississippi Val.	1978-present
Prairie View	1978-present
Southern U.	1978-present
Texas Southern	1978-present

**SUN BELT CONFERENCE
(1977-present)**

UAB	1980-91
Ark.-Little Rock	1992-present
Arkansas St.	1992-present
UCF	1992
Charlotte	1977-91
Denver	2000-present
Florida Int'l	1999-present
Georgia St.	1977-81
Jacksonville	1977-98
Lamar	1992-98
La.-Lafayette	1992-present
Louisiana Tech	1992-2001
Middle Tenn.	2001-present
New Mexico St.	2001-05
New Orleans	1977-80, 92-present
North Texas	2001-present
Old Dominion	1983-91
South Ala.	1977-present
South Fla.	1977-91
Tex.-Pan American	1992-98
Troy	2006-present
Va. Commonwealth	1980-91
Western Ky.	1983-present

**WEST COAST CONFERENCE
(1953-present)**

UC Santa Barb.	1965-69
Fresno St.	1956-57
Gonzaga	1980-present
Loyola Marymount	1956-present
Nevada	1970-79
UNLV	1970-75
Pacific	1953-71
Pepperdine	1956-present
Portland	1977-present
St. Mary's (Cal.)	1953-present
San Diego	1980-present
San Francisco	1953-82, 86-present
San Jose St.	1953-69
Santa Clara	1953-present
Seattle	1972-80

**WESTERN ATHLETIC CONFERENCE
(1963-present)**

Air Force	1981-99
Arizona	1963-78
Arizona St.	1963-78
Boise St.	2002-present
Brigham Young	1963-99
Colorado St.	1970-99
Fresno St.	1993-present
Hawaii	1980-99
Idaho	2006-present
Louisiana Tech	2002-present
Nevada	2001-present
UNLV	1997-99
New Mexico	1963-present
New Mexico St.	2006-present
Rice	1997-99
San Diego St.	1979-present
San Jose St.	1997-present
Southern Methodist	1997-2005
UTEP	1970-2005
TCU	1997-2001
Tulsa	1997-2005

Utah	1963-99
Utah St.	2006-present
Wyoming	1963-99

WESTERN NEW YORK LITTLE THREE CONFERENCE (1947-51, 53-58)

Canisius	1947-51, 53-58
Niagara	1947-51, 53-58
St. Bonaventure	1947-51, 53-58

YANKEE CONFERENCE (1938-43, 46-76)

Boston U.	1973-76
Connecticut	1938-43, 46-76
Maine	1938-43, 46-76
Massachusetts	1947-76
New Hampshire	1938-43, 46-76
Northeastern	1938-43, 46
Rhode Island	1938-43, 46-76
Vermont	1947-76

Division I Alignment History

Abilene Christian	1971-73
Air Force	1958-present
Akron	1948-50, 1981-present
Alabama	1948-present
UAB	1980-present
Alabama A&M	2000-present
Alabama St.	1983-present
Albany (N.Y.)	2000-present
Alcorn St.	1978-present
Alliant Int'l	1982-91
American	1967-present
Appalachian St.	1974-present
Arizona	1948, 1951-present
Arizona St.	1951-present
Arkansas	1948-present
Ark.-Little Rock	1979-present
Ark.-Pine Bluff	1999-present
Arkansas St.	1971-present
Armstrong Atlantic	1987
Army	1948-present
Auburn	1948-present
Augusta	1985-91
Austin Peay	1964-present
Baldwin-Wallace	1948-53
Ball St.	1972-present
Baltimore	1979-83
Baylor	1948-present
Belmont	2000-present
Bethune-Cookman	1981-present
Binghamton	2002-present
Birmingham-So.	2004-present
Boise St.	1972-present
Boston College	1948-present
Boston U.	1948-49, 1958-present
Bowling Green	1948-present
Bradley	1948-present
Brigham Young	1948-present
Brooklyn	1948-49, 1983-92
Brown	1948-present
Bucknell	1948-present
Buffalo	1974-77, 1992-present
Butler	1948-present
California	1948-present
UC Irvine	1978-present
UC Riverside	2002-present
UC Santa Barb.	1964-present
Cal Poly	1995-present
Cal St. Fullerton	1975-present
Cal St. L.A.	1971-75
Cal St. Northridge	1991-present
Campbell	1978-present
Canisius	1948-present
Case Reserve	1948-55
Catholic	1977-81
Centenary (La.)	1960-present
Central Conn. St.	1987-present
UCF	1985-present
Central Mich.	1974-present
Col. of Charleston	1992-present
Charleston So.	1975-present
Charlotte	1973-present
Chattanooga	1978-present
Chicago St.	1985-present
Cincinnati	1948-present
Citadel	1948-present

CCNY	1948-53
Clemson	1948-present
Cleveland St.	1973-present
Coastal Caro.	1987-present
Colgate	1948-present
Colorado	1948-present
Colorado St.	1948-present
Columbia	1948-present
Connecticut	1948, 1952-present
Coppin St.	1986-present
Cornell	1948-present
Creighton	1948-56, 1960-present
Dartmouth	1948-present
Davidson	1948-present
Dayton	1948-present
Delaware	1958-present
Delaware St.	1974-present
Denver	1948-80, 1999-present
DePaul	1948-present
Detroit	1948-present
Drake	1948-present
Drexel	1974-present
Duke	1948-present
Duquesne	1948-present
East Caro.	1965-present
East Tenn. St.	1959-present
Eastern Ill.	1982-present
Eastern Ky.	1948, 1952-present
Eastern Mich.	1974-present
Eastern Wash.	1984-present
Elon	2000-present
Evansville	1978-present
Fairfield	1965-present
Fairleigh Dickinson	1968-present
Florida	1948-present
Florida A&M	1979-present
Fla. Atlantic	1994-present
Florida Int'l	1988-present
Florida St.	1957-present
Fordham	1948-present
Fresno St.	1956-58, 1971-present
Furman	1948-present
Gardner-Webb	2003-present
George Mason	1979-present
George Washington	1948-present
Georgetown	1948-present
Georgia	1948-present
Ga. Southern	1974-present
Georgia St.	1974-present
Georgia Tech	1948-present
Gettysburg	1948-51, 1959-73
Gonzaga	1953-present
Grambling	1978-present
Hamline	1948
Hampton	1996-present
Hardin-Simmons	1951-63, 1965-90
Hartford	1985-present
Harvard	1948-present
Hawaii	1971-present
High Point	2000-present
Hofstra	1967-present
Holy Cross	1948-present
Houston	1951-present
Houston Baptist	1974-89
Howard	1974-present

Idaho	1948-present
Idaho St.	1959-present
Illinois	1948-present
Ill.-Chicago	1982-present
Illinois St.	1972-present
Indiana	1948-present
IPFW	2003-present
IUPUI	1999-present
Indiana St.	1948, 1972-present
Iona	1954-present
Iowa	1948-present
Iowa St.	1948-present
Jackson St.	1978-present
Jacksonville	1967-present
Jacksonville St.	1996-present
James Madison	1977-present
John Carroll	1948-55
Kansas	1948-present
Kansas St.	1948-present
Kent St.	1948, 1952-present
Kentucky	1948-52, 1954-present
Ky. Wesleyan	1957-58
La Salle	1948-present
Lafayette	1948-present
Lamar	1970-present
Lawrence Tech	1948
Lehigh	1948-present
Liberty	1989-present
Lipscomb	2004-present
Long Beach St.	1970-present
Long Island	1948-51, 1969-present
La.-Lafayette	1972-73, 1976-present
La.-Monroe	1974-present
LSU	1948-present
Louisiana Tech	1974-present
Louisville	1948-present
Loyola Marymount	1950-present
Loyola (Ill.)	1948-present
Loyola (La.)	1952-53, 1955-72
Loyola (Md.)	1948-50, 1982-present
Maine	1962-present
Manhattan	1948-present
Marist	1982-present
Marquette	1948-present
Marshall	1948, 1954-present
Maryland	1948-present
UMBC	1987-present
Md.-East. Shore	1974-75, 1982-present
Massachusetts	1962-present
McNeese St.	1974-present
Memphis St.	1956-present
Mercer	1974-present
Miami (Fla.)	1949-53, 1955-71, 1986-present
Miami (Ohio)	1948-present
Michigan	1948-present
Michigan St.	1948-present
Middle Tenn.	1959-present
Minnesota	1948-present
Mississippi	1948-present
Mississippi St.	1948-present
Mississippi Val.	1980-present
Missouri	1948-present
UMKC	1990-present
Missouri St.	1983-present
Monmouth	1984-present

Montana	1948, 1952-present	Quinnipiac	1999-present	Tex.-Pan American	1969-present
Montana St.	1948, 1958-present	Radford	1985-present	Texas-San Antonio	1982-present
Morehead St.	1956-present	Regis	1962-64	Texas A&M	1948-present
Morgan St.	1985-present	Rhode Island	1948-present	Tex. A&M-Corp. Chris.	1973, 2003-present
Morris Brown	2002-03	Rice	1948-present	TCU	1948-present
Mt. St. Mary's	1989-present	Richmond	1948-present	Texas Southern	1978-present
Muhlenberg	1948-63	Rider	1968-present	Texas St.	1985-present
Murray St.	1954-present	Robert Morris	1977-present	Texas Tech	1951-present
Navy	1948-present	Rutgers	1948-present	Texas Wesleyan	1948
Nebraska	1948-present	Sacramento St.	1992-present	Toledo	1948-present
UNLV	1970-present	Sacred Heart	2000-present	Towson	1980-present
Nevada	1948, 1970-present	St. Bonaventure	1948-present	Trinity (Tex.)	1971-73
New Hampshire	1962-present	St. Francis (N.Y.)	1948-present	Troy	1994-present
New Mexico	1951-present	St. Francis (Pa.)	1956-present	Tulane	1948-85, 1990-present
New Mexico St.	1951-present	St. John's (N.Y.)	1948-present	Tulsa	1948-present
New Orleans	1976-present	St. Joseph's	1948-present	UCLA	1948-present
New York U.	1948-71; 84	St. Louis	1948-present	Utah	1948-present
Niagara	1948-present	St. Mary's (Cal.)	1948-present	Utah St.	1948-present
Nicholls St.	1981-present	St. Peter's	1965-present	Utica	1982-87
Norfolk St.	1998-present	Sam Houston St.	1987-present	Valparaiso	1948-58, 1977-present
North Carolina	1948-present	Samford	1973-present	Vanderbilt	1948-present
UNC Asheville	1987-present	San Diego	1980-present	Vermont	1962-present
UNC Greensboro	1992-present	San Diego St.	1971-present	Villanova	1948-present
UNC Wilmington	1977-present	San Francisco	1948-82, 1986-present	Virginia	1948-present
N.C. A&T	1974-present	San Jose St.	1953-present	Va. Commonwealth	1974-present
North Carolina St.	1948-present	Santa Clara	1948-present	VMI	1948-present
North Texas	1958-present	Savannah St.	2003-present	Virginia Tech	1948-present
Northeastern	1973-present	Scranton	1948	Wagner	1977-present
Northeastern Ill.	1991-98	Seattle	1953-80	Wake Forest	1948-present
Northern Ariz.	1951-53, 1972-present	Seton Hall	1948-present	Washington	1948-present
Northern Colo.	1974-78	Siena	1948-49, 1951-60,	Washington-St. Louis	1948-50, 1954-60
Northern Ill.	1968-present		1977-present	Wash. & Lee	1948-59
UNI	1981-present	South Ala.	1972-present	Washington St.	1948-present
Northwestern	1948-present	South Carolina	1948-present	Wayne St. (Neb.)	1948-50
Northwestern St.	1977-present	South Carolina St.	1974-present	Weber St.	1964-present
Notre Dame	1948-present	South Fla.	1974-present	West Chester	1974-82
Oakland	2000-present	Southeast Mo. St.	1992-present	West Texas	1951-86
Ohio	1948-present	Southeastern La.	1981-89, 1991-present	West Virginia	1948-present
Ohio St.	1948-present	Southern U.	1978-present	Western Caro.	1977-present
Oklahoma	1948-present	Southern California	1948-present	Western Ill.	1982-present
Oklahoma City	1951-85	Southern Ill.	1968-present	Western Ky.	1948-present
Oklahoma St.	1948-present	Southern Methodist	1948-present	Western Mich.	1948-present
Old Dominion	1977-present	Southern Miss.	1969, 1973-present	Wichita St.	1948-present
Oral Roberts	1972-89, 1994-present	Southern Utah	1989-present	William & Mary	1948-present
Oregon	1948-present	Stanford	1948-present	Winthrop	1987-present
Oregon St.	1948-present	Stephen F. Austin	1987-present	Wisconsin	1948-present
Pacific	1954-present	Stetson	1972-present	Wis.-Green Bay	1982-present
Penn	1948-present	Stony Brook	2000-present	Wis.-Milwaukee	1974-80, 1991-present
Penn St.	1948-present	Syracuse	1948-present	Wofford	1996-present
Pepperdine	1956-present	Temple	1948-present	Wright St.	1988-present
Pittsburgh	1948-present	Tennessee	1948-present	Wyoming	1948-present
Portland	1954-present	Tenn.-Martin	1993-present	Xavier	1948-present
Portland St.	1973-81, 1999-present	Tennessee St.	1978-present	Yale	1948-present
Prairie View	1981-present	Tennessee Tech	1956-present	Youngstown St.	1948, 1982-present
Princeton	1948-present	Texas	1948-present		
Providence	1949, 1958-present	Texas-Arlington	1969-present		
Purdue	1948-present	UTEP	1951-present		

2005 Division II Conference Standings

CALIFORNIA COLLEGIATE ATHLETIC ASSOCIATION

	Conference			Full Season		
	W	L	Pct.	W	L	Pct.
Cal Poly Pomona.....	16	4	.800	24	7	.774
Cal St. San B'dino.....	16	4	.800	21	6	.778
Chico St.	13	7	.650	18	10	.643
Sonoma St.	13	7	.650	16	11	.593
Cal St. Bakersfield....	12	8	.600	17	10	.630
San Fran. St.	12	8	.600	15	12	.556
Cal St. Monterey Bay	10	10	.500	13	14	.481
UC San Diego	7	13	.350	11	16	.407
Cal St. Dom. Hills.....	6	14	.300	7	20	.259
Cal St. Stanislaus.....	5	15	.250	7	20	.259
Cal St. L.A.	0	20	.000	1	26	.037

CAROLINAS-VIRGINIA ATHLETICS CONFERENCE

	Conference			Full Season		
	W	L	Pct.	W	L	Pct.
Mount Olive	18	2	.900	29	5	.853
Pfeiffer #	18	2	.900	27	5	.844
Barton	13	7	.650	18	11	.621
Limestone	10	10	.500	15	14	.517
Erskine	10	10	.500	14	15	.483
Queens (N.C.)	10	10	.500	13	15	.464
Belmont Abbey	9	11	.450	10	18	.357
Anderson (S.C.)	7	13	.350	10	18	.357
St. Andrews.....	6	14	.300	12	16	.429
Lees-McRae.....	5	15	.250	9	20	.310
Coker	4	16	.200	6	22	.214

CENTRAL ATLANTIC COLLEGIATE CONFERENCE

	Conference			Full Season		
	W	L	Pct.	W	L	Pct.
Bloomfield #	15	5	.750	24	8	.750
Holy Family	15	5	.750	19	11	.633
Caldwell	14	6	.700	17	15	.531
Nyack.....	13	7	.650	20	13	.606
Felician	11	9	.550	15	15	.500
Phila. Sciences.....	10	10	.500	12	17	.414
Dominican.....	10	10	.500	12	18	.400
N.J. Inst. Of Tech.	10	10	.500	11	17	.393
Post	6	14	.300	6	21	.222
Goldie Beacom	5	15	.250	6	21	.222
Wilmington (Del.).....	1	19	.050	2	25	.074

CENTRAL INTERCOLLEGIATE ATHLETIC ASSOCIATION

	Conference			Full Season		
	W	L	Pct.	W	L	Pct.
East Division						
Bowie St.	14	2	.875	26	5	.839
Virginia Union #.....	12	4	.750	30	4	.882
Virginia St.	7	9	.438	13	15	.464
Shaw	5	11	.313	7	21	.250
Elizabeth City St.	4	12	.250	10	18	.357
St. Paul's.....	0	16	.000	0	25	.000
West Division						
Winston-Salem St.	14	2	.875	22	8	.733
N.C. Central.....	9	7	.563	16	12	.571
Johnson C. Smith	9	7	.563	16	13	.552
Livingstone	8	8	.500	17	12	.586
Fayetteville St.	7	9	.438	14	17	.452
St. Augustine's.....	7	9	.438	12	15	.444

GREAT LAKES INTERCOLLEGIATE ATHLETIC CONFERENCE

	Conference			Full Season		
	W	L	Pct.	W	L	Pct.
North Division						
Ferris St.	13	5	.722	24	7	.774
Grand Valley St.	11	7	.611	18	10	.643
Michigan Tech	10	8	.556	18	10	.643
Northern Mich.	8	10	.444	13	15	.464
Northwood	6	12	.333	10	15	.400
Saginaw Valley	5	13	.278	10	17	.370
Lake Superior St.	5	13	.278	9	18	.333
South Division						
Findlay #.....	16	1	.941	30	4	.882
Wayne St. (Mich.).....	11	6	.647	20	12	.625
Gannon	11	6	.647	18	11	.621
Hillsdale.....	10	7	.588	15	13	.536
Ashland.....	6	11	.353	13	14	.481
Mercyhurst.....	2	15	.118	8	19	.296

GREAT LAKES VALLEY CONFERENCE

	Conference			Full Season		
	W	L	Pct.	W	L	Pct.
Southern Ind. #.....	18	2	.900	27	5	.844
SIU Edwardsville.....	15	5	.750	23	9	.719
Indianapolis.....	14	6	.700	19	10	.655
Quincy	14	6	.700	18	11	.621
St. Joseph's (Ind.).....	11	9	.550	17	12	.586
Ky. Wesleyan.....	9	11	.450	15	12	.556
Northern Ky.	8	12	.400	14	15	.483
Wis.-Parkside.....	7	13	.350	10	18	.357
Mo.-St. Louis.....	5	15	.250	9	19	.321
Lewis.....	5	15	.250	10	17	.370
Bellarmino.....	4	16	.200	9	18	.333

GREAT NORTHWEST ATHLETIC CONFERENCE

	Conference			Full Season		
	W	L	Pct.	W	L	Pct.
Western Wash.	13	5	.722	22	7	.759
Alas. Fairbanks	13	5	.722	21	9	.700
Seattle Pacific.....	12	6	.667	20	9	.690
Northwest Nazarene	11	7	.611	17	10	.630
Western Ore.	10	8	.556	16	11	.593
Humboldt St.	8	10	.444	16	11	.593
Central Wash.	7	11	.389	11	16	.407
Seattle	6	12	.333	11	16	.407
Alas. Anchorage	5	13	.278	11	16	.407
St. Martin's.....	5	13	.278	8	19	.296

GULF SOUTH CONFERENCE

	Conference			Full Season		
	W	L	Pct.	W	L	Pct.
East Division						
Montevallo #.....	11	3	.786	26	7	.788
West Ga.	10	4	.714	23	7	.767
Ala.-Huntsville.....	9	5	.643	16	12	.571
Valdosta St.	8	6	.571	18	9	.667
North Ala.	6	8	.429	14	14	.500
West Ala.	5	9	.357	14	13	.519
West Fla.	4	10	.286	12	15	.444
Lincoln Memorial.....	3	11	.214	5	22	.185
West Division						
Delta St.	11	5	.688	19	11	.633
Central Ark.	11	5	.688	23	8	.742
Ark.-Monticello.....	10	6	.625	18	10	.643
Ouachita Baptist.....	10	6	.625	19	10	.655
Harding	10	6	.625	18	11	.621
Henderson St.	8	8	.500	13	14	.481

	Conference			Full Season		
	W	L	Pct.	W	L	Pct.
West Division						
Christian Bros.	6	10	.375	14	13	.519
Arkansas Tech.....	3	13	.188	10	17	.370
Southern Ark.	3	13	.188	7	20	.259

HEARTLAND CONFERENCE

	Conference			Full Season		
	W	L	Pct.	W	L	Pct.
St. Mary's (Tex.) #.....	11	1	.917	23	7	.767
Drury	11	1	.917	21	7	.750
Rockhurst.....	6	6	.500	10	19	.345
Okla. Panhandle.....	6	6	.500	9	19	.321
Lincoln (Mo.).....	5	7	.417	7	19	.269
Incarinate Word.....	2	10	.167	7	20	.259
St. Edward's.....	1	11	.083	6	21	.222

LONE STAR CONFERENCE

	Conference			Full Season		
	W	L	Pct.	W	L	Pct.
North Division						
Central Okla.	10	2	.833	22	8	.733
Tarleton St.	9	3	.750	25	9	.735
Southwestern Okla.	7	5	.583	20	9	.690
Southeastern Okla.	6	6	.500	17	11	.607
Northeastern St.	4	8	.333	8	19	.296
Cameron	3	9	.250	15	12	.556
East Central.....	3	9	.250	12	15	.444
South Division						
Tex. A&M-Commerce #.....	10	2	.833	28	5	.848
Midwestern St.	9	3	.750	18	11	.621
Tex. A&M-Kingsville.....	8	4	.667	17	11	.607
West Tex. A&M	8	4	.667	16	14	.533
Angelo St.	4	8	.333	11	16	.407
Eastern N.M.	2	10	.167	9	18	.333
Abilene Christian.....	1	11	.083	8	19	.296

MID-AMERICA INTERCOLLEGIATE ATHLETICS ASSOCIATION

	Conference			Full Season		
	W	L	Pct.	W	L	Pct.
Central Mo. St. #.....	14	4	.778	24	7	.774
Washburn	14	4	.778	24	8	.750
Pittsburg St.	13	5	.722	23	7	.767
Northwest Mo. St.	9	9	.500	19	11	.633
Southwest Baptist.....	9	9	.500	16	13	.552
Emporia St.	8	10	.444	16	12	.571
Mo. Southern St.	8	10	.444	14	18	.438
Mo. Western St.	7	11	.389	13	15	.464
Mo.-Rolla.....	4	14	.222	10	17	.370
Truman	4	14	.222	8	19	.296

NEW YORK COLLEGIATE ATHLETIC CONFERENCE

	Conference			Full Season		
	W	L	Pct.	W	L	Pct.
Adelphi.....	21	3	.875	22	7	.759
Philadelphia U.	17	7	.708	21	9	.700
Bridgeport	17	7	.708	21	9	.700
Queens (N.Y.) #.....	17	7	.708	22	9	.710
NYIT.....	15	9	.625	16	12	.571
St. Thomas Aquinas.....	14	10	.583	14	17	.452
C.W. Post	14	10	.583	15	14	.517
New Haven	13	11	.542	15	14	.517
Mercy.....	12	12	.500	12	14	.462
Molloy.....	6	18	.250	7	20	.259
Dowling.....	5	19	.208	5	22	.185
Southampton.....	3	21	.125	5	22	.185
Concordia (N.Y.).....	2	22	.083	2	25	.074

NORTH CENTRAL CONFERENCE

	Conference			Full Season		
	W	L	Pct.	W	L	Pct.
Neb.-Omaha.....	9	3	.750	23	6	.793
South Dakota #.....	8	4	.667	27	6	.818
Minn. St. Mankato.....	7	5	.583	24	8	.750
St. Cloud St.	7	5	.583	21	8	.724
North Dakota.....	6	6	.500	20	10	.667
Minn. Duluth.....	4	8	.333	12	16	.429
Augustana (S.D.).....	1	11	.083	8	20	.286

NORTHEAST-10 CONFERENCE

	Conference			Full Season		
	W	L	Pct.	W	L	Pct.
Bentley	20	2	.909	30	6	.833
St. Rose	17	5	.773	21	9	.700
St. Anselm #.....	16	6	.727	24	7	.774

	Conference			Full Season		
	W	L	Pct.	W	L	Pct.
Southern N.H.	16	6	.727	23	8	.742
Stonehill.....	16	6	.727	20	8	.714
Bryant.....	15	7	.682	25	9	.735
Mass.-Lowell.....	14	8	.636	18	10	.643
Pace.....	11	11	.500	15	14	.517
Le Moyne.....	9	13	.409	11	17	.393
Merrimack.....	9	13	.409	14	15	.483
Franklin Pierce.....	7	15	.318	9	19	.321
American Int'l.....	6	16	.273	11	18	.379
St. Michael's.....	4	18	.182	7	20	.259
Southern Conn. St.	3	19	.136	6	21	.222
Assumption.....	2	20	.091	4	23	.148

NORTHERN SUN INTERCOLLEGIATE CONFERENCE

	Conference			Full Season		
	W	L	Pct.	W	L	Pct.
Winona St.	12	2	.857	23	10	.697
Bemidji St.	10	4	.714	17	12	.586
Northern St. #.....	9	5	.643	21	9	.700
Concordia-St. Paul.....	7	7	.500	18	11	.621
Wayne St. (Neb.).....	7	7	.500	11	16	.407
Southwest Minn. St.	5	9	.357	11	19	.367
Minn.-Crookston.....	3	11	.214	7	21	.250
Minn. St. Moorhead..	3	11	.214	8	20	.286

PACIFIC WEST CONFERENCE

	Conference			Full Season		
	W	L	Pct.	W	L	Pct.
Hawaii-Hilo.....	12	3	.800	25	4	.862
BYU-Hawaii.....	11					

	Conference			Full Season		
	W	L	Pct.	W	L	Pct.
West Division						
Mesa St.	14	5	.737	19	10	.655
Fort Lewis	13	6	.684	19	9	.679
Colorado St.-Pueblo	12	7	.632	19	9	.679
Adams St.	10	9	.526	17	14	.548
N.M. Highlands	5	14	.263	9	18	.333
UC-Colo. Spgs.	4	15	.211	5	22	.185
Western St.	1	18	.053	2	25	.074

SOUTH ATLANTIC CONFERENCE

	Conference			Full Season		
	W	L	Pct.	W	L	Pct.
Catawba	12	2	.857	23	7	.767
Lenoir-Rhyne	9	5	.643	17	12	.586
Tusculum #	8	6	.571	18	11	.621
Presbyterian	8	6	.571	18	11	.621
Carson-Newman	7	7	.500	12	16	.429
Mars Hill	5	9	.357	12	18	.400
Wingate	4	10	.286	8	20	.286
Newberry	3	11	.214	8	20	.286

SOUTHERN INTERCOLLEGIATE ATHLETIC CONFERENCE

	Conference			Full Season		
	W	L	Pct.	W	L	Pct.
Albany St. (Ga.)	15	5	.750	16	11	.593
Benedict	14	6	.700	18	9	.667
Paine	13	7	.650	15	12	.556
Morehouse	12	8	.600	15	12	.556

	Conference			Full Season		
	W	L	Pct.	W	L	Pct.
Miles	11	9	.550	16	10	.615
Kentucky St.	11	9	.550	13	14	.481
Lane #	10	10	.500	12	15	.444
Fort Valley St.	8	12	.400	9	18	.333
Tuskegee	6	14	.300	7	20	.259
Clark Atlanta	6	14	.300	6	21	.222
LeMoyné-Owen	4	16	.200	6	21	.222

SUNSHINE STATE CONFERENCE

	Conference			Full Season		
	W	L	Pct.	W	L	Pct.
Lynn #	13	3	.813	29	6	.829
Eckerd	11	5	.688	21	11	.656
Barry	10	6	.625	23	9	.719
St. Leo	8	8	.500	13	16	.448
Fla. Southern	8	8	.500	17	11	.607
Tampa	8	8	.500	18	11	.621
Rollins	6	10	.375	14	14	.500
Florida Tech	5	11	.313	11	16	.407
Nova Southeastern	3	13	.188	7	21	.250

WEST VIRGINIA INTERCOLLEGIATE ATHLETIC CONFERENCE

	Conference			Full Season		
	W	L	Pct.	W	L	Pct.
Salem Int'l	15	3	.833	24	7	.774
Alderson-Broaddus	15	3	.833	24	7	.774

	Conference			Full Season		
	W	L	Pct.	W	L	Pct.
West Virginia St.	14	4	.778	19	10	.655
Charleston (W.V.)	12	6	.667	20	9	.690
West Liberty St.	12	6	.667	21	10	.677
Wheeling Jesuit #	11	7	.611	21	11	.656
Concord	10	8	.556	15	12	.556
Shepherd	10	8	.556	12	16	.429
West Va. Tech	9	9	.500	12	15	.444
Fairmont St.	7	11	.389	15	14	.517
Glenville St.	7	11	.389	11	17	.393
West Va. Wesleyan ...	4	14	.222	4	23	.148
Bluefield St.	3	15	.167	3	25	.107
Davis & Elkins	3	15	.167	6	22	.214
Ohio Valley	3	15	.167	3	27	.100

INDEPENDENTS

	Full Season		
	W	L	Pct.
Columbia Union	3	22	.120
Fla. Gulf Coast	24	7	.774
Grand Canyon	13	16	.448
North Greenville	10	20	.333
Oakland City	20	10	.667
Pitt-Johnstown	12	13	.480

#won conference tournament; *ineligible for conference championship

2005 Division III Conference Standings

ALLEGHENY MOUNTAIN COLLEGIATE CONFERENCE

	Conference			Full Season		
	W	L	Pct.	W	L	Pct.
Pitt.-Greensburg	15	3	.833	17	10	.630
Penn St.-Behrend #	14	4	.778	19	8	.704
Lake Erie	12	6	.667	15	12	.556
Pitt.-Bradford	10	8	.556	13	13	.500
La Roche	10	8	.556	13	14	.481
Frostburg St.	9	9	.500	14	12	.538
Hilbert	8	10	.444	10	15	.400
Penn St.-Altoona	7	11	.389	9	16	.360
Mount Aloysius	5	13	.278	7	18	.280
Medaille	0	18	.000	0	25	.000

AMERICAN SOUTHWEST CONFERENCE

	Conference			Full Season		
	W	L	Pct.	W	L	Pct.
East Division						
Mississippi Col.	19	3	.864	24	4	.857
Texas-Tyler	13	9	.591	13	12	.520
East Tex. Baptist	12	10	.545	12	13	.480
Texas-Dallas #	10	12	.455	15	14	.517
Ozarks (Ark.)	10	12	.455	12	14	.462
Louisiana Col.	9	13	.409	10	14	.417
Austin	6	16	.273	7	18	.280
LeTourneau	4	18	.182	5	20	.200

	Conference			Full Season		
	W	L	Pct.	W	L	Pct.
West Division						
Sul Ross St.	16	6	.727	19	7	.731
Hardin-Simmons	16	6	.727	19	8	.704
McMurry	16	6	.727	17	9	.654
Mary Hardin-Baylor	15	7	.682	17	9	.654
Texas Lutheran	12	10	.545	13	12	.520
Howard Payne	9	13	.409	9	16	.360
Concordia-Austin	6	16	.273	6	19	.240
Schreiner	3	19	.136	3	21	.125

CAPITAL ATHLETIC CONFERENCE

	Conference			Full Season		
	W	L	Pct.	W	L	Pct.
York (Pa.) #	12	2	.857	28	4	.875
Catholic	9	5	.643	20	10	.667
Mary Washington	9	5	.643	18	9	.667
Goucher	8	6	.571	18	9	.667
St. Mary's (Md.)	7	7	.500	17	9	.654
Marymount (Va.)	5	9	.357	10	16	.385
Salisbury	5	9	.357	10	16	.385
Gallaudet	1	13	.071	6	20	.231

CENTENNIAL CONFERENCE

	Conference			Full Season		
	W	L	Pct.	W	L	Pct.
Frank. & Marsh.	14	4	.778	23	7	.767
Ursinus #	13	5	.722	18	10	.643
Gettysburg	13	5	.722	16	11	.593
Haverford	12	6	.667	14	12	.538
Johns Hopkins	11	7	.611	14	11	.560
Muhlenberg	9	9	.500	12	13	.480
Washington (Md.)	7	11	.389	10	15	.400
Dickinson	5	13	.278	8	17	.320
McDaniel	3	15	.167	5	20	.200
Swarthmore	3	15	.167	4	21	.160

CITY UNIVERSITY OF NEW YORK ATHLETIC CONFERENCE

	Conference			Full Season		
	W	L	Pct.	W	L	Pct.
North Division						
Lehman	12	1	.923	21	7	.750
Baruch	9	4	.692	17	9	.654
CCNY	5	8	.385	8	19	.296
John Jay	4	9	.308	7	19	.269
Hunter	2	11	.154	2	23	.080

	Conference			Full Season		
	W	L	Pct.	W	L	Pct.
South Division						
City Tech #	12	1	.923	22	6	.786
Staten Island	8	5	.615	16	13	.552
York (N.Y.)	7	6	.538	11	15	.423
Brooklyn	3	10	.231	11	14	.440
Medgar Evers	3	10	.231	6	20	.231

COMMONWEALTH COAST CONFERENCE

	Conference			Full Season		
	W	L	Pct.	W	L	Pct.
North Division						
Endicott #	15	1	.938	22	5	.815
Colby-Sawyer	15	1	.938	20	6	.769
Gordon	9	7	.563	15	11	.577
New England	4	12	.250	12	14	.462
New England Col.	4	12	.250	8	17	.320
Wentworth Inst.	4	12	.250	6	18	.250

	Conference			Full Season		
	W	L	Pct.	W	L	Pct.
South Division						
Roger Williams	12	4	.750	15	12	.556
Salve Regina	12	4	.750	16	9	.640
Curry	11	5	.688	15	11	.577
Nichols	5	11	.313	7	19	.269
Eastern Nazarene	4	12	.250	5	20	.200
Anna Maria	1	15	.063	4	21	.160

EMPIRE 8

	Conference			Full Season		
	W	L	Pct.	W	L	Pct.
St. John Fisher #	14	0	1.000	28	1	.966
Rochester Inst.	12	2	.857	19	9	.679
Ithaca	8	6	.571	13	14	.481
Utica	8	6	.571	13	13	.500
Alfred	7	7	.500	13	12	.520
Elmira	4	10	.286	4	21	.160
Nazareth	3	11	.214	8	17	.320
Hartwick	0	14	.000	2	23	.080

GREAT NORTHEAST ATHLETIC CONFERENCE

	Conference			Full Season		
	W	L	Pct.	W	L	Pct.
Norwich #	15	3	.833	21	7	.750
Western New Eng.	13	5	.722	18	10	.643
Emmanuel (Mass.)	13	5	.722	17	10	.630
Emerson	13	5	.722	17	11	.607
Johnson & Wales (R.I.)	12	6	.667	15	11	.577
Rivier	7	11	.389	11	15	.423
Suffolk	6	12	.333	8	18	.308
Daniel Webster	6	12	.333	7	19	.269
Southern Vt.	4	14	.222	4	21	.160
Albertus Magnus	1	17	.056	2	23	.080

GREAT SOUTH ATHLETIC CONFERENCE

	Conference			Full Season		
	W	L	Pct.	W	L	Pct.
Maryville (Tenn.) #	8	0	1.000	22	7	.759
Fisk	6	2	.750	16	10	.615
Huntingdon	2	6	.250	17	10	.630
Piedmont	2	6	.250	10	16	.385
LaGrange	2	6	.250	7	19	.269

HEARTLAND COLLEGIATE ATHLETIC CONFERENCE

	Conference			Full Season		
	W	L	Pct.	W	L	Pct.
Hanover #	11	3	.786	25	6	.806
Transylvania	11	3	.786	20	6	.769
Franklin	8	6	.571	18	10	.643
Manchester	8	6	.571	14	12	.538
Bluffton	6	8	.429	14	13	.519
Mt. St. Joseph	5	9	.357	12	14	.462
Anderson (Ind.)	4	10	.286	10	15	.400
Defiance	3	11	.214	10	16	.385

COLLEGE CONFERENCE OF ILLINOIS & WISCONSIN

	Conference			Full Season		
	W	L	Pct.	W	L	Pct.
Ill. Wesleyan	12	2	.857	21	5	.808
Wheaton (Ill.)	10	4	.714	20	6	.769
Elmhurst	10	4	.714	18	7	.720
Augustana (Ill.)	9	5	.643	17	8	.680
Carthage	6	8	.429	12	13	.480
North Central (Ill.)	5	9	.357	15	10	.600
Millikin	4	10	.286	12	13	.480
North Park	0	14	.000	4	21	.160

IOWA INTERCOLLEGIATE ATHLETIC CONFERENCE

	Conference			Full Season		
	W	L	Pct.	W	L	Pct.
Wartburg	15	1	.938	23	5	.821
Buena Vista #	14	2	.875	26	4	.867
Loras	12	4	.750	18	8	.692
Coe	9	7	.563	14	13	.519
Dubuque	6	10	.375	11	14	.440
Luther	5	11	.313	8	19	.296
Simpson	4	12	.250	8	18	.308
Central (Iowa)	4	12	.250	7	19	.269
Cornell College	3	13	.188	6	19	.240

LAKE MICHIGAN CONFERENCE

	Conference			Full Season		
	W	L	Pct.	W	L	Pct.
Edgewood #	9	3	.750	17	10	.630
Concordia (Wis.)	8	4	.667	13	15	.464
Lakeland	7	5	.583	14	12	.538
Wis. Lutheran	7	5	.583	12	15	.444
Marian (Wis.)	6	6	.500	9	17	.346
Milwaukee Engr.	5	7	.417	11	15	.423
Maranatha Baptist	0	12	.000	4	19	.174

LIBERTY LEAGUE

	Conference			Full Season		
	W	L	Pct.	W	L	Pct.
Hobart	10	4	.714	16	11	.593
Skidmore	9	5	.643	16	10	.615
Hamilton	9	5	.643	15	11	.577
Union (N.Y.)#	8	6	.571	17	12	.586
RPI	7	7	.500	14	11	.560

	Conference			Full Season		
	W	L	Pct.	W	L	Pct.
Vassar	5	9	.357	12	12	.500
St. Lawrence	5	9	.357	7	18	.280
Clarkson	3	11	.214	7	18	.280

LITTLE EAST CONFERENCE

	Conference			Full Season		
	W	L	Pct.	W	L	Pct.
Western Conn. St. #	10	4	.714	24	5	.828
Rhode Island Col.	10	4	.714	20	9	.690
Plymouth St.	9	5	.643	19	10	.655
Keene St.	8	6	.571	15	11	.577
Mass.-Dartmouth	6	8	.429	13	14	.481
Mass.-Boston	5	9	.357	8	18	.308
Southern Me.	4	10	.286	9	17	.346
Eastern Conn. St.	4	10	.286	8	16	.333

MASSACHUSETTS STATE COLLEGE ATHLETIC CONFERENCE

	Conference			Full Season		
	W	L	Pct.	W	L	Pct.
Salem St.	11	1	.917	25	4	.862
Framingham St.	8	4	.667	15	10	.600
Bridgewater St.	7	5	.583	14	12	.538
Westfield St.	7	5	.583	12	12	.500
Worcester St.	6	6	.500	14	10	.583
Fitchburg St.	3	9	.250	6	19	.240
Mass. Liberal Arts	0	12	.000	8	17	.320

MICHIGAN INTERCOLLEGIATE ATHLETIC ASSOCIATION

	Conference			Full Season		
	W	L	Pct.	W	L	Pct.
Albion	12	2	.857	26	4	.867
Calvin	11	3	.786	27	7	.794
Hope	10	4	.714	15	12	.556
Adrian	8	6	.571	15	11	.577
Olivet	5	9	.357	11	15	.423
Alma	5	9	.357	10	15	.400
Kalamazoo	3	11	.214	7	18	.280
Tri-State	2	12	.143	5	21	.192

MIDDLE ATLANTIC CONFERENCE

	Conference			Full Season		
	W	L	Pct.	W	L	Pct.
Commonwealth League						
Albright #	12	2	.857	21	7	.750
Lebanon Valley	10	4	.714	20	7	.741
Messiah	10	4	.714	20	6	.769
Elizabethtown	8	6	.571	14	12	.538
Widener	7	7	.500	13	11	.542
Moravian	5	9	.357	7	18	.280
Juniata	4	10	.286	9	16	.360
Susquehanna	0	14	.000	3	21	.125

Freedom League

	Conference			Full Season		
	W	L	Pct.	W	L	Pct.
DeSales	11	3	.786	20	8	.714
King's (Pa.) #	11	3	.786	24	6	.800
Scranton	10	4	.714	20	7	.741
Wilkes	8	6	.571	15	10	.600
Lycoming	8	6	.571	17	8	.680
FDU-Florham	4	10	.286	10	15	.400
Delaware Valley	4	10	.286	9	16	.360
Drew	0	14	.000	2	23	.080

MIDWEST CONFERENCE

	Conference			Full Season		
	W	L	Pct.	W	L	Pct.
Lawrence #	12	4	.750	20	6	.769
Ripon	11	5	.688	18	7	.720
Carroll (Wis.)	10	6	.625	15	9	.625
Lake Forest	10	6	.625	14	10	.583
Monmouth (Ill.)	9	7	.563	12	10	.545
Knox	8	8	.500	12	11	.522
Illinois Col.	5	11	.313	9	14	.391
Beloit	5	11	.313	8	15	.348
Grinnell	5	11	.313	8	15	.348
St. Norbert	5	11	.313	8	15	.348

MINNESOTA INTERCOLLEGIATE ATHLETIC CONFERENCE

	Conference			Full Season		
	W	L	Pct.	W	L	Pct.
Gust. Adolphus #	18	2	.900	22	6	.786
St. Thomas (Minn.)	16	4	.800	17	9	.654
Carleton	14	6	.700	17	10	.630
Bethel (Minn.)	13	7	.650	19	8	.704
Concordia-M'head	11	9	.550	13	13	.500
Macalester	10	10	.500	11	15	.423
Hamline	8	12	.400	10	15	.400
Augsburg	7	13	.350	9	16	.360
St. John's (Minn.)	6	14	.300	8	17	.320
St. Mary's (Minn.)	4	16	.200	5	19	.208
St. Olaf	3	17	.150	7	18	.280

NEW ENGLAND SMALL COLLEGE ATHLETIC CONFERENCE

	Conference			Full Season		
	W	L	Pct.	W	L	Pct.
Amherst #	9	0	1.000	26	2	.929
Tufts	7	2	.778	16	10	.615
Trinity (Conn.)	6	3	.667	19	7	.731
Bates	6	3	.667	19	8	.704
Williams	4	5	.444	16	9	.640
Colby	4	5	.444	14	8	.636
Wesleyan (Conn.)	4	5	.444	13	11	.542
Bowdoin	3	6	.333	13	12	.520
Middlebury	1	8	.111	6	18	.250
Connecticut Col.	1	8	.111	5	18	.217

NEW ENGLAND WOMEN'S AND MEN'S ATHLETIC CONFERENCE

	Conference			Full Season		
	W	L	Pct.	W	L	Pct.
WPI	10	2	.833	24	4	.857
Springfield	10	2	.833	22	7	.759
Wheaton (Mass.)	7	5	.583	21	9	.700
Coast Guard	5	7	.417	13	11	.542
Clark (Mass.)	5	7	.417	11	15	.423
MIT	3	9	.250	10	14	.417
Babson	2	10	.167	8	18	.308

NEW JERSEY ATHLETIC CONFERENCE

	Conference			Full Season		
	W	L	Pct.	W	L	Pct.
Ramapo	13	3	.813	24	5	.828
TCNJ	10	6	.625	17	9	.654
Richard Stockton	10	6	.625	19	11	.633
Rutgers-Newark	9	7	.563	18	11	.621
Kean #	8	8	.500	17	11	.607
Rowan	8	8	.500	16	11	.593
Montclair St.	8	8	.500			

NORTH EASTERN ATHLETIC CONFERENCE

	Conference			Full Season		
	W	L	Pct.	W	L	Pct.
Keystone #.....	12	2	.857	24	4	.857
Chestnut Hill.....	12	2	.857	15	12	.556
Villa Julie.....	10	4	.714	18	10	.643
Keuka.....	9	5	.643	11	13	.458
D'Youville.....	4	10	.286	8	18	.308
Cazenovia.....	4	10	.286	6	19	.240
Penn St.-Berks.....	3	11	.214	3	23	.115
Polytechnic (N.Y.).....	2	12	.143	5	21	.192

NORTHERN ILLINOIS-IOWA CONFERENCE

	Conference			Full Season		
	W	L	Pct.	W	L	Pct.
Aurora #.....	11	1	.917	23	5	.821
Benedictine (Ill.).....	9	3	.750	21	7	.750
Clarke.....	9	3	.750	20	7	.741
Rockford.....	7	5	.583	18	9	.667
Dominican (Ill.).....	2	10	.167	7	19	.269
Eureka.....	2	10	.167	6	20	.231
Concordia (Ill.).....	2	10	.167	4	21	.160

NORTHWEST CONFERENCE OF INDEPENDENT COLLEGES

	Conference			Full Season		
	W	L	Pct.	W	L	Pct.
Puget Sound.....	15	1	.938	22	4	.846
George Fox.....	13	3	.813	18	7	.720
Linfield.....	10	6	.625	14	11	.560
Whitworth.....	9	7	.563	13	11	.542
Willamette.....	8	8	.500	11	14	.440
Lewis & Clark.....	7	9	.438	11	13	.458
Pacific (Ore.).....	4	12	.250	5	20	.200
Pacific Lutheran.....	3	13	.188	5	20	.200
Whitman.....	3	13	.188	5	20	.200

OHIO ATHLETIC CONFERENCE

	Conference			Full Season		
	W	L	Pct.	W	L	Pct.
John Carroll.....	14	4	.778	24	6	.800
Otterbein.....	12	6	.667	17	9	.654
Capital.....	12	6	.667	16	9	.640
Muskingum.....	11	7	.611	17	10	.630
Ohio Northern.....	11	7	.611	14	12	.538
Baldwin-Wallace #.....	10	8	.556	20	9	.690
Mount Union.....	9	9	.500	14	13	.519
Wilmington (Ohio).....	6	12	.333	10	16	.385
Heidelberg.....	4	14	.222	7	18	.280
Marietta.....	1	17	.056	3	22	.120

OLD DOMINION ATHLETIC CONFERENCE

	Conference			Full Season		
	W	L	Pct.	W	L	Pct.
Va. Wesleyan #.....	13	5	.722	24	6	.800
Randolph-Macon.....	13	5	.722	17	10	.630
Bridgewater (Va.).....	12	6	.667	17	9	.654
Hampden-Sydney.....	11	7	.611	17	10	.630
Roanoke.....	9	9	.500	15	11	.577
Guilford.....	9	9	.500	15	12	.556
East. Mennonite.....	8	10	.444	12	13	.480
Lynchburg.....	8	10	.444	11	15	.423
Emory & Henry.....	7	11	.389	10	15	.400
Wash. & Lee.....	0	18	.000	2	23	.080

PENNSYLVANIA ATHLETIC CONFERENCE

	Conference			Full Season		
	W	L	Pct.	W	L	Pct.
Gwynedd-Mercy #.....	15	1	.938	23	5	.821
Alvernia.....	10	6	.625	17	11	.607
Cabrini.....	9	7	.563	14	13	.519

	Conference			Full Season		
	W	L	Pct.	W	L	Pct.
Marywood.....	8	8	.500	11	15	.423
Misericordia.....	8	8	.500	11	16	.407
Neumann.....	7	9	.438	11	15	.423
Eastern.....	7	9	.438	9	16	.360
Wesley.....	5	11	.313	6	18	.250
Arcadia.....	3	13	.188	4	21	.160

PRESIDENTS' ATHLETIC CONFERENCE

	Conference			Full Season		
	W	L	Pct.	W	L	Pct.
Bethany (W.V.).....	9	1	.900	24	4	.857
Grove City.....	6	4	.600	13	12	.520
Westminster (Pa.).....	5	5	.500	15	11	.577
Wash. & Jeff.....	5	5	.500	10	18	.357
Thiel.....	3	7	.300	8	19	.296
Waynesburg.....	2	8	.200	8	18	.308

ST. LOUIS INTERCOLLEGIATE ATHLETIC CONFERENCE

	Conference			Full Season		
	W	L	Pct.	W	L	Pct.
Webster.....	12	2	.857	17	10	.630
Blackburn.....	10	4	.714	18	10	.643
Principia.....	7	7	.500	11	13	.458
Maryville (Mo.).....	7	7	.500	10	16	.385
Greenville.....	6	8	.429	9	16	.360
MacMurray.....	5	9	.357	9	16	.360
Fontbonne.....	5	9	.357	6	19	.240
Westminster (Mo.).....	4	10	.286	8	17	.320

SKYLINE CONFERENCE

	Conference			Full Season		
	W	L	Pct.	W	L	Pct.
Farmingdale.....	14	0	1.000	20	9	.690
Mt. St. Mary (N.Y.) #.....	11	4	.733	17	11	.607
Merchant Marine.....	9	5	.643	16	11	.593
Old Westbury.....	9	6	.600	12	15	.444
Manhattanville.....	9	6	.600	16	12	.571
Stevens Institute.....	9	6	.600	13	13	.500
Yeshiva.....	8	7	.533	13	11	.542
Mt. St. Vincent.....	6	9	.400	13	14	.481
St. Joseph's (L.I.).....	5	9	.357	10	15	.400
Maritime (N.Y.).....	1	13	.071	3	22	.120
Centenary (N.J.).....	0	16	.000	0	25	.000

SOUTHERN CALIFORNIA INTERCOLLEGIATE ATHLETIC CONFERENCE

	Conference			Full Season		
	W	L	Pct.	W	L	Pct.
Pomona-Pitzer.....	12	2	.857	17	9	.654
Claremont-M-S.....	10	4	.714	14	11	.560
Occidental.....	9	5	.643	16	8	.667
La Verne.....	8	6	.571	15	10	.600
Cal Lutheran.....	7	7	.500	15	9	.625
Redlands.....	5	9	.357	14	11	.560
Whittier.....	5	9	.357	13	12	.520
Caltech.....	0	14	.000	1	24	.040

SOUTHERN COLLEGIATE ATHLETIC CONFERENCE

	Conference			Full Season		
	W	L	Pct.	W	L	Pct.
Trinity (Tex.) #.....	11	3	.786	25	7	.781
Southwestern (Tex.).....	11	3	.786	20	7	.741
Centre.....	10	4	.714	20	7	.741
Oglethorpe.....	7	7	.500	13	13	.500
Sewanee.....	7	7	.500	12	15	.444
DePauw.....	6	8	.429	12	13	.480
Rose-Hulman.....	6	8	.429	12	14	.462
Millsaps.....	6	8	.429	9	16	.360
Rhodes.....	5	9	.357	7	16	.304
Hendrix.....	1	13	.071	5	19	.208

STATE UNIVERSITY OF NEW YORK ATHLETIC CONFERENCE

	Conference			Full Season		
	W	L	Pct.	W	L	Pct.
Potsdam St. #.....	13	3	.813	27	4	.871
Cortland St.....	12	4	.750	18	10	.643
Oswego St.....	11	5	.688	25	6	.806
Brockport St.....	10	6	.625	18	10	.643
Plattsburgh St.....	10	6	.625	17	11	.607
Geneseo St.....	9	7	.563	12	14	.462
Oneonta St.....	8	8	.500	12	14	.462
Buffalo St.....	5	11	.313	10	15	.400
Fredonia St.....	4	12	.250	8	16	.333
New Paltz St.....	3	13	.188	9	16	.360
Utica/Rome.....	3	13	.188	8	15	.348

USA SOUTH ATHLETIC CONFERENCE

	Conference			Full Season		
	W	L	Pct.	W	L	Pct.
Methodist.....	10	2	.833	20	8	.714
Chris. Newport.....	8	4	.667	18	8	.692
Shenandoah.....	6	6	.500	15	12	.556
Averett.....	6	6	.500	13	14	.481
Greensboro.....	6	6	.500	10	15	.400
Ferrum.....	4	8	.333	7	19	.269
N.C. Wesleyan.....	2	10	.167	11	17	.393

UNIVERSITY ATHLETIC ASSOCIATION

	Conference			Full Season		
	W	L	Pct.	W	L	Pct.
Rochester.....	12	2	.857	25	5	.833
Carnegie Mellon.....	10	4	.714	19	7	.731
Washington-St. Louis.....	8	6	.571	16	9	.640
Brandeis.....	7	7	.500	14	11	.560
New York U.....	6	8	.429	16	10	.615
Emory.....	6	8	.429	15	10	.600
Chicago.....	6	8	.429	10	15	.400
Case Reserve.....	1	13	.071	5	20	.200

WISCONSIN INTERCOLLEGIATE ATHLETIC CONFERENCE

	Conference			Full Season		
	W	L	Pct.	W	L	Pct.
Wis.-Stevens Point #.....	13	3	.813	29	3	.906
Wis.-Platteville.....	13	3	.813	19	7	.731
Wis.-Oshkosh.....	11	5	.688	19	8	.704
Wis.-Whitewater.....	8	8	.500	19	9	.679
Wis.-Stout.....	8	8	.500	13	11	.542
Wis.-Eau Claire.....	6	10	.375	13	13	.500
Wis.-Superior.....	5	11	.313	14	12	.538
Wis.-River Falls.....	4	12	.250	8	17	.320
Wis.-La Crosse.....	4	12	.250	7	18	.280

INDEPENDENTS

	Full Season		
	W	L	Pct.
Lincoln (Pa.).....	21	7	.750
Baptist Bible (Pa.).....	17	6	.739
Chapman.....	18	7	.720
Minn.-Morris.....	19	8	.704
New Jersey City.....	18	10	.643
St. Joseph's (Me.).....	15	11	.577
Chowan.....	14	11	.560
Neb. Wesleyan.....	13	12	.520
Phila. Biblical.....	15	15	.500
Stillman.....	13	14	.481
Hood.....	12	13	.480
Northland.....	11	14	.440
Rust.....	9</		



2005 Results, All Divisions



2004-05 Results—All Divisions

Following is an alphabetical listing of the 2004-05 season's game-by-game scores for the men's teams of the member colleges and universities of the National Collegiate Athletic Association.

Below each team's name and location appear the name of its 2004-05 head coach and his alma mater, where available. All other information is from the current season. Divisional designation for each team is indicated in the upper right-hand corner of each listing.

Squares (■) indicate home games and daggers (†) indicate neutral-site games.

All records are restricted to varsity games between four-year college institutions.

The 2005-06 schedules and updated information can be found on the World Wide Web at www.ncaa.org.

ABILENE CHRISTIAN
Abilene, TX 79699.....I

Coach: Klint Pleasant, Lipscomb 1998

2004-05 RESULTS (8-19)

78 Rhema ■	61
75 Cameron ■	88
86 Wiley ■	80
68 St. Edward's	67
68 Tarleton St. ■	76
79 Southwestern Aly God ■	57
110 Dallas Christian ■	79
89 Central Okla.	105
69 Northeastern St.	80
88 St. Edward's ■	74
91 Grace (Neb.) ■	66
66 Southeastern Okla. ■	67
82 East Central ■	84
93 Cameron	105
81 Southwestern Okla.	86
85 Angelo St.	89
78 Tex. A&M-Kingsville ■	92
101 Angelo St. ■	94
55 Tex. A&M-Commerce	99
71 Midwestern St.	104
72 Eastern N.M.	89
83 West Tex. A&M	97
77 Eastern N.M. ■	85
68 West Tex. A&M ■	78
59 Tex. A&M-Kingsville	88
84 Tex. A&M-Commerce ■	85
71 Midwestern St. ■	94

Nickname: Wildcats
Colors: Purple & White
Arena: Moody Coliseum
Capacity: 4,600; Year Built: 1968
AD: Jared Mosley
SID: Lance Fleming

ADAMS ST.
Alamosa, CO 81102.....I

Coach: Larry Mortensen, Adams St. 1988

2004-05 RESULTS (3-24)

67 Eastern N.M. ■	72
62 Johnson & Wales (CO) ■	63
57 Albertson †	76
66 Westminster (Utah)	73
51 Alderson-Broadbudd †	57
73 Western N.M. †	79
49 Regis (Colo.)	74
68 Metro St.	102
66 Colo. Christian ■	89
74 Colorado Mines ■	82
49 Southern Utah	75
77 Johnson & Wales (CO)	102
54 Neb.-Kearney	86

Nickname: Panthers
Colors: Black & Gold
Arena: Woodruff Hall
Capacity: 800; Year Built: 1929
AD: Robert E. Hartwell
SID: Suzette McQueen

72 Fort Hays St. ■	73
75 Chadron St. ■	78
60 Fort Lewis	83
60 Colorado St.-Pueblo	77
69 Western St. ■	72
48 Mesa St. ■	45
89 UC-Colo. Spgs.	69
69 N.M. Highlands	73
65 Mesa St.	85
46 Western St.	56
80 N.M. Highlands ■	81
93 UC-Colo. Spgs. ■	68
54 Fort Lewis ■	83
71 Colorado St.-Pueblo ■	75

Nickname: Grizzlies
Colors: Green & White
Arena: Plachy Hall
Capacity: 2,300; Year Built: 1960
AD: Jeff Geiser
SID: Chris Day

ADELPHI
Garden City, NY 11530-0701 ..I

Coach: James Cosgrove, St. Anselm 1987

2004-05 RESULTS (22-7)

54 Mass.-Lowell ■	61
55 Merrimack †	56
71 Bentley	68
60 Mercy	52
64 Dowling ■	56
75 C.W. Post ■	56
63 New Haven	55
51 NYIT ■	58
79 Concordia (N.Y.) ■	43
56 St. Thomas Aquinas	50
75 Southampton ■	63
66 Philadelphia U.	47
78 Molloy ■	50
65 C.W. Post	62
59 Bridgeport	51
72 Queens (N.Y.)	69
66 Mercy ■	60
72 Southampton	62
50 New Haven ■	35
63 Concordia (N.Y.)	45
74 Molloy	57
55 Queens (N.Y.) ■	68
69 NYIT	55
55 St. Thomas Aquinas ■	37
54 Bridgeport ■	57
82 Dowling	53
67 Philadelphia U. ■	58
41 New Haven ■	56
48 Bryant †	69

Nickname: Panthers
Colors: Black & Gold
Arena: Woodruff Hall
Capacity: 800; Year Built: 1929
AD: Robert E. Hartwell
SID: Suzette McQueen

ADRIAN
Adrian, MI 49221.....III

Coach: Buck Riley, Southwestern Okla. 1967

2004-05 RESULTS (15-11)

74 Bethany (W.V.) †	72
63 Penn St.-Behrend	58
86 Oberlin ■	56
74 Bluffton ■	64
63 Siena Heights	85
62 North Central (Ill.)	77
66 Newport News †	63
69 Lake Forest †	78
58 John Carroll †	84
89 Alfred †	69
69 Calvin ■	70
79 Hope	77
122 Tri-State	116
64 Alma ■	52
71 Albion ■	67
76 Kalamazoo ■	67
71 Olivet	77
51 Calvin	80
62 Hope ■	67
88 Tri-State ■	89
79 Alma	74
67 Albion	80
76 Kalamazoo	72
81 Olivet ■	63
77 Olivet ■	65
77 Albion	86

Nickname: Bulldogs
Colors: Gold & Black
Arena: Merillat Center
Capacity: 1,350; Year Built: 1990
AD: C. Henry Mensing
SID: Aaron Klotz

AIR FORCE
USAF Academy, CO
80840-5001.....I

Coach: Chris Mooney, Princeton 1994

2004-05 RESULTS (18-12)

59 Jacksonville St. †	42
60 Mississippi †	36
65 Marquette	69
67 Alcorn St. ■	41
58 IPFW	40
45 Wis.-Milwaukee	50
63 Northern Colo. ■	54
59 Colorado Col. ■	30
42 Georgia Tech †	64
59 Lamar	66
63 Iowa	73
70 Rutgers ■	53
69 Navy ■	46
84 Tex.-Pan American ■	51
58 Colorado St. ■	53
58 St. Mary's (Cal.)	59
64 New Mexico ■	62
52 Brigham Young	49
51 Utah	63
62 San Diego St. ■	50
64 UNLV ■	48
63 Wyoming	67
59 Colorado St.	47
52 New Mexico	63
56 Utah ■	65
70 Brigham Young ■	39
57 UNLV	63
77 San Diego St.	57
61 Wyoming ■	56
68 San Diego St. †	73

Nickname: Falcons
Colors: Blue & Silver

Arena: Clune Arena
Capacity: 5,939; Year Built: 1968
AD: Hans J. Mueh
SID: Jerry Cross

AKRON
Akron, OH 44325.....I

Coach: Keith Dambrot, Akron 1982

2004-05 RESULTS (19-10)

88 Drake	90
77 Mount Union ■	47
80 Hampton ■	59
77 Duquesne	65
58 Northern Ill.	66
79 Cleveland St. ■	75
81 Wright St.	70
66 Dayton	77
81 Oakland ■	52
71 Ohio ■	59
59 Toledo	70
75 Western Mich.	84
75 Buffalo ■	59
76 Eastern Mich. ■	68
65 Marshall	55
95 Central Mich. ■	56
79 Ball St. ■	64
63 Miami (Ohio)	74
71 Bowling Green	69
54 Kent St. ■	57
81 Toledo ■	79
69 Ohio	49
74 Niagara ■	68
55 Miami (Ohio) ■	49
68 Kent St. ■	73
71 Marshall ■	64
56 Buffalo	72
78 Eastern Mich. ■	66
60 Western Mich. †	66

Nickname: Zips
Colors: Blue & Gold
Arena: James A. Rhodes Arena
Capacity: 5,500; Year Built: 1983
AD: Michael J. Thomas
SID: Gregg Bach

ALABAMA
Tuscaloosa, AL 35487.....I

Coach: Mark Gottfried, Alabama 1987

2004-05 RESULTS (24-8)

97 Western Caro. ■	66
85 North Texas ■	71
90 Alas. Anchorage	55
78 Minnesota †	72
76 Washington †	79
114 East Tenn. St. ■	77
102 Charlotte	101
72 Alabama St.	54
75 Temple ■	71
87 Tennessee St. ■	79
76 Tex. A&M-Corp. Chris ■	54
62 Wisconsin	76
68 New Orleans ■	57
56 Vanderbilt	70
73 LSU ■	58
94 Arkansas	61
98 Mississippi St. ■	49
66 Mississippi	58
60 Auburn	55
75 Georgia ■	47
54 Florida	85
72 Tennessee	54
71 Mississippi ■	45
72 Arkansas ■	63
87 South Carolina ■	68
59 LSU	61
71 Kentucky ■	78

94 Auburn ■53
 68 Mississippi St.63
 69 Mississippi †52
 62 Florida †68
 73 Wis.-Milwaukee †83

Nickname: Crimson Tide
 Colors: Crimson & White
 Arena: Coleman Coliseum
 Capacity: 15,043; Year Built: 1968
 AD: Mal Moore
 SID: Becky Hopf

ALABAMA A&M

Normal, AL 35762I

Coach: L. Vann Pettaway,
 Alabama A&M 1980

2004-05 RESULTS (18-14)

69 Birmingham-So. †79
 47 Fairfield †62
 83 Tuskegee ■58
 54 Georgia71
 74 Stillman ■66
 68 Stephen F. Austin ■42
 68 Texas A&M71
 67 Tennessee St.86
 62 Stephen F. Austin85
 68 UAB100
 69 Grambling ■72
 64 Jackson St. ■60
 63 Mississippi Val.59
 60 Ark.-Pine Bluff62
 59 Alabama St. ■52
 78 Alcorn St. ■53
 66 Southern U. ■59
 78 Texas Southern76
 67 Prairie View50
 81 Mississippi Val. ■76
 74 Ark.-Pine Bluff ■75
 96 Alabama St.93
 77 Alcorn St.63
 80 Southern U.77
 75 Texas Southern ■82
 71 Prairie View ■53
 69 Grambling80
 63 Jackson St.67
 64 Ark.-Pine Bluff †52
 74 Jackson St. †56
 72 Alabama St. †53
 69 Oakland †79

Nickname: Bulldogs
 Colors: Maroon & White
 Arena: Elmore Health Science Building
 Capacity: 6,000; Year Built: 1973
 AD: James A. Martin Sr.
 SID: William Bright Jr.

ALABAMA ST.

Montgomery, AL 36101-0271I

Coach: Rob Spivery, Ashland 1972

2004-05 RESULTS (15-15)

37 Georgia Tech74
 47 South Carolina St. †50
 63 South Ala. ■61
 63 Birmingham-So. ■71
 54 Alabama ■72
 45 Tennessee71
 61 Troy ■48
 57 UTEP89
 59 Tulane †71
 69 Jackson St. ■68
 71 Grambling ■66
 52 Ark.-Pine Bluff45
 43 Mississippi Val.56
 52 Alabama A&M59
 52 Southern U. ■51
 69 Alcorn St. ■58
 59 Prairie View50
 66 Texas Southern58

61 Ark.-Pine Bluff ■58
 56 Mississippi Val. ■52
 93 Alabama A&M ■96
 55 Southern U.56
 47 Alcorn St.51
 77 Prairie View ■60
 54 Texas Southern ■56
 58 Jackson St.54
 48 Grambling60
 64 Prairie View †56
 54 Southern U. †50
 53 Alabama A&M †72

Nickname: Hornets
 Colors: Black & Old Gold
 Arena: Joe L. Reed Acadome
 Capacity: 8,000; Year Built: 1992
 AD: Patrick Carter
 SID: Ronnie Johnson

UAB

Birmingham, AL 35294-0110I

Coach: Mike Anderson, Tulsa 1982

2004-05 RESULTS (22-11)

79 Va. Commonwealth ■55
 66 Louisiana Tech ■54
 80 Nebraska ■66
 81 Marshall78
 73 Oklahoma St.86
 107 Belmont ■76
 81 Richmond96
 78 Clemson †66
 78 Southern California †81
 84 Oral Roberts †77
 100 Alabama A&M ■68
 82 South Ala.76
 100 Murray St. ■80
 83 Southern Miss. ■75
 62 South Fla.61
 85 Charlotte91
 76 East Caro.64
 73 Tulane76
 73 Memphis ■70
 85 South Fla. ■71
 86 Marquette63
 73 Louisville ■77
 65 TCU76
 64 East Caro. ■67
 69 Cincinnati72
 64 St. Louis62
 87 Tulane ■58
 81 DePaul ■80
 71 Houston66
 59 DePaul †56
 67 Louisville †74
 82 LSU †68
 63 Arizona †85

Nickname: Blazers
 Colors: Forest Green & Old Gold
 Arena: Bartow Arena
 Capacity: 8,500; Year Built: 1987
 AD: Watson Brown
 SID: Aaron Jordan

ALA.-HUNTSVILLE

Huntsville, AL 35899II

Coach: Lennie Acuff, Shorter 1988

2004-05 RESULTS (15-12)

77 Carson-Newman ■60
 90 Warner Southern †57
 79 Oakwood †73
 51 LeMoyn-Owen ■50
 68 Miles ■71
 74 Harding ■90
 59 Harding66
 80 Carson-Newman76
 89 Bethel (Tenn.) ■85
 44 Fla. Gulf Coast65
 66 Fayetteville St. †78

56 Oakland City ■68
 69 West Ala.71
 64 Montevallo67
 79 West Fla. ■72
 64 Valdosta St. ■66
 63 West Ga.77
 71 Lincoln Memorial49
 76 North Ala. ■54
 69 Oakland City61
 61 Valdosta St.52
 76 West Fla.57
 59 Montevallo ■65
 84 West Ala. ■59
 88 West Ga. ■65
 99 North Ala.93
 58 Central Ark. †65

Nickname: Chargers
 Colors: Royal Blue & White
 Arena: Spragins Hall
 Capacity: 2,000; Year Built: 1977
 AD: James E. Harris
 SID: Antoine Bell

ALAS. ANCHORAGE

Anchorage, AK 99508II

Coach: Rusty Osborne, Texas 1988

2004-05 RESULTS (11-16)

92 Caldwell ■87
 66 Grand Canyon ■70
 55 Alabama ■90
 71 Furman ■81
 66 High Point ■65
 51 Western Ore. ■52
 57 Humboldt St. ■62
 87 Multnomah Bible ■59
 96 Multnomah Bible ■53
 100 Ohio Valley ■73
 64 Nyack ■61
 52 Northwest Nazarene65
 69 Seattle68
 93 Central Wash. ■90
 76 St. Martin's ■79
 76 Seattle Pacific91
 92 Western Wash.102
 80 Alas. Fairbanks91
 69 Seattle ■68
 67 Northwest Nazarene ■72
 96 St. Martin's83
 85 Central Wash.108
 79 Western Wash. ■105
 112 Seattle Pacific ■117
 83 Alas. Fairbanks ■82
 70 Humboldt St.85
 57 Western Ore.77

Nickname: Seawolves
 Colors: Green & Gold
 Arena: Wells Fargo Sports Complex
 Capacity: 1,250; Year Built: 1977
 AD: Steve Cobb
 SID: Nate Sagan

ALAS. FAIRBANKS

Fairbanks, AK 99775-7500II

Coach: Frank Ostanik,
 Alas. Fairbanks 1993

2004-05 RESULTS (21-9)

111 Puget Sound Chrst. ■41
 105 Puget Sound Chrst. ■37
 63 UCF ■74
 75 Ga. Southern ■78
 65 Western Mich. ■88
 86 Humboldt St. ■70
 70 Western Ore.51
 74 Sonoma St. †59
 87 Cal St. Stanislaus †73
 80 Nyack †49
 99 Ohio Valley †61
 81 Seattle74

84 Northwest Nazarene82
 90 St. Martin's ■78
 82 Central Wash. ■89
 90 Western Wash.99
 94 Seattle Pacific102
 91 Alas. Anchorage ■80
 76 Northwest Nazarene ■78
 83 Seattle ■74
 99 Central Wash.77
 79 St. Martin's62
 72 Seattle Pacific ■64
 82 Western Wash. ■74
 82 Alas. Anchorage83
 79 Western Ore.71
 84 Humboldt St.83
 66 Cal St. San B'dino †59
 88 Western Wash.66
 58 Cal Poly Pomona †65

Nickname: Nanooks
 Colors: Blue & Gold
 Arena: Patty Center
 Capacity: 2,000; Year Built: 1962
 AD: Cory M. Schwartz
 SID: Dave Geringer

ALBANY ST. (GA.)

Albany, GA 31705II

Coach: John Davis,
 Albany St. (Ga.) 1969

2004-05 RESULTS (18-12)

63 Montevallo ■74
 60 Mercer74
 59 Montevallo72
 80 LeMoyn-Owen ■73
 79 Miles ■63
 89 West Ga. †107
 82 Stillman ■73
 84 Tuskegee ■70
 66 Lane65
 72 Kentucky St.73
 62 Fort Valley St.55
 67 Benedict ■64
 72 Paine ■71
 77 Lane ■72
 84 Kentucky St. ■80
 66 Fla. Gulf Coast ■71
 82 LeMoyn-Owen78
 73 Miles79
 53 Morehouse58
 65 Clark Atlanta48
 63 Stillman64
 50 Tuskegee59
 86 Clark Atlanta ■65
 68 Morehouse ■60
 83 Fort Valley St. ■69
 75 Benedict66
 65 Paine69
 70 Fort Valley St. †53
 70 Morehouse †52
 73 Lane †84

Nickname: Golden Rams
 Colors: Blue & Gold
 Arena: HPER Gym Complex
 Capacity: 4,000; Year Built: 1998
 AD: John I. Davis
 SID: Edythe Bradley

ALBANY (N.Y.)

Albany, NY 12222I

Coach: Will Brown, Dowling 1995

2004-05 RESULTS (13-15)

85 Sacred Heart67
 86 Siena65
 65 Wagner66
 61 Lehigh72
 73 Army46
 76 Long Island ■80
 71 Hartford59
 72 Villanova86

55 Syracuse	72
84 Dartmouth ■	73
69 Boston U. ■	72
73 New Hampshire	51
70 Northeastern ■	73
68 Binghamton ■	62
58 Maine	49
62 UMBC	67
45 Vermont	62
61 Hartford ■	42
47 Boston U.	48
69 Stony Brook ■	63
81 New Hampshire ■	68
53 Binghamton	67
67 Maine ■	54
63 Vermont ■	71
76 UMBC ■	62
63 Stony Brook	68
63 Northeastern	70
70 Binghamton	76

Nickname: Great Danes
 Colors: Purple & Gold
 Arena: Recreation & Convocation Center
 Capacity: 5,000; Year Built: 1992
 AD: Lee McElroy
 SID: Brian DePasquale

ALBERTUS MAGNUS

New Haven, CT 06511-1189 ..III

Coach: Bob McMahon, Boston U. 1976

2004-05 RESULTS (5-20)

68 Western Conn. St.	104
64 Coast Guard	68
75 Rivier	88
67 Western New Eng. ■	79
51 Westfield St.	92
81 Emmanuel (Mass.) ■	91
79 Wesleyan (Conn.)	93
75 Elms ■	113
75 Suffolk ■	95
60 Western New Eng.	89
86 Daniel Webster	78
62 Norwich	78
67 Emerson ■	78
94 Daniel Webster ■	86
69 Southern Vt.	97
73 Emmanuel (Mass.)	88
83 Rivier ■	69
76 Johnson & Wales	83
77 Emerson	92
79 Eastern Conn. St. ■	96
76 Johnson & Wales ■	95
94 Southern Vt. ■	81
112 Mitchell ■	103
66 Suffolk	79
63 Norwich ■	85

Nickname: Falcons
 Colors: Royal Blue & White
 Arena: Cosgrove Marcus Messer Center
 Capacity: 700; Year Built: 1989
 AD: Ken Pierson
 SID: Jeff Mills

ALBION

Albion, MI 49224III

Coach: Mike Turner, Albion 1969

2004-05 RESULTS (26-4)

109 Marygrove ■	69
76 Ohio Wesleyan ■	61
81 Washington-St. Louis †	61
75 DePauw	64
83 Concordia (Mich.)	61
71 Manchester	64
78 Spring Arbor ■	76
74 Mount Union †	54
89 Ramapo †	73
64 Linfield †	62
76 Olivet ■	52
68 Calvin	65

68 Hope	44
102 Tri-State ■	97
67 Adrian	71
62 Alma ■	61
74 Kalamazoo	63
73 Olivet	63
78 Calvin ■	76
59 Hope ■	68
109 Tri-State	93
80 Adrian ■	67
80 Alma	72
79 Kalamazoo	66
111 Tri-State ■	88
86 Adrian ■	77
59 Calvin ■	63
59 Wooster ■	58
80 John Carroll ■	79
52 Calvin ■	60

Nickname: Britons
 Colors: Purple & Gold
 Arena: Kresge Gymnasium
 Capacity: 1,400; Year Built: 1925
 AD: Troy VanAken
 SID: Bobby Lee

ALBRIGHT

Reading, PA 19612-5234III

Coach: Rick Ferry, Susquehanna 1985

2004-05 RESULTS (21-7)

102 Delaware Valley ■	82
78 York (Pa.) ■	85
65 Alvernia ■	70
62 Gallaudet	55
69 TCNJ †	68
65 Lebanon Valley	79
74 Elizabethtown ■	70
87 Wilkes	71
69 Scranton	74
85 DeSales ■	77
91 Chowan †	94
94 Hood †	72
56 Widener ■	54
76 Messiah	52
83 Moravian	67
81 Juniata ■	65
67 Susquehanna ■	51
78 Elizabethtown	73
68 Lebanon Valley ■	57
65 Messiah ■	70
81 Widener	68
75 Juniata	57
83 Moravian ■	65
73 Susquehanna	69
81 Elizabethtown ■	65
81 Lebanon Valley ■	68
94 Mt. St. Mary (N.Y.) ■	84
55 King's (Pa.)	57

Nickname: Lions
 Colors: Red & White
 Arena: Bollman Center
 Capacity: 2,500; Year Built: 1950
 AD: Stephen George
 SID: Jeff Feiler

ALCORN ST.

Alcorn State, MS 39096-7500....I

Coach: Samuel West,
 Texas Southern 1977

2004-05 RESULTS (7-22)

40 Creighton	74
61 Northern Ariz. †	70
63 Wyoming	77
41 Air Force	67
49 Texas St. ■	65
76 Ark. Baptist ■	71
62 Illinois St.	75
61 Southern Miss.	82
41 Tex. A&M-Corp. Chris	85
66 St. Bonaventure †	80

69 Prairie View ■	77
72 Texas Southern ■	67
58 Jackson St.	70
72 Grambling	71
59 Mississippi Val. ■	63
53 Ark.-Pine Bluff ■	45
54 Tex.-Pan American ■	64
53 Alabama A&M	78
58 Alabama St.	69
69 Southern U. ■	67
63 Jackson St. ■	68
50 Grambling ■	54
42 Mississippi Val.	81
65 Ark.-Pine Bluff	70
63 Alabama A&M ■	77
51 Alabama St. ■	47
53 Southern U.	85
56 Prairie View	54
57 Texas Southern	63

Nickname: Braves
 Colors: Purple & Gold
 Arena: Davey L. Whitney Complex
 Capacity: 7,000; Year Built: 1974
 AD: Robert H. J. Raines
 SID: Josh Bean

ALDERSON-BROADDUS

Philippi, WV 26416II

Coach: Greg Zimmerman,
 Alderson-Broadbodus 1978

2004-05 RESULTS (24-7)

97 Clarion †	73
59 Salem Int'l	64
87 Pitt.-Johnstown	78
57 Adams St. †	51
74 Western St.	56
91 Pitt.-Johnstown ■	75
71 Florida Tech	66
52 Lynn	72
85 West Va. Tech	56
98 West Liberty St. ■	68
87 Salem Int'l ■	76
96 Ohio Valley	54
67 Wheeling Jesuit	70
69 Shepherd	77
93 Bluefield St. ■	72
84 West Va. Tech ■	74
79 West Virginia St.	83
83 Charleston (W.V.)	75
101 Concord ■	84
92 Fairmont St.	74
96 Davis & Elkins	64
108 West Va. Wesleyan ■	74
95 Glenville St.	79
100 Davis & Elkins ■	78
112 West Va. Wesleyan	76
82 Shepherd ■	65
93 Glenville St. ■	72
96 Ohio Valley ■	66
76 Fairmont St. †	59
72 Wheeling Jesuit †	75
61 Salem Int'l †	72

Nickname: Battlers
 Colors: Blue, Gray & Gold
 Arena: Rex Pyles Arena
 Capacity: 2,500; Year Built: 1968
 AD: Jerrell D. Long
 SID: Michelle Odai

ALFRED

Alfred, NY 14802III

Coach: Jay Murphy, Brockport St. 1981

2004-05 RESULTS (13-12)

82 Lycoming	88
71 John Jay †	49
84 Hilbert ■	76
99 Allegheny ■	85
70 Cortland St.	79

93 Geneseo St.	82
79 Potsdam St.	95
79 St. Lawrence	70
76 King's (Pa.)	87
69 Adrian †	89
51 Rochester Inst. ■	78
91 Nazareth ■	78
67 Pitt.-Bradford ■	49
68 Hartwick ■	50
61 Utica ■	62
62 St. John Fisher ■	73
69 Elmira	64
50 Ithaca	80
63 Nazareth	62
70 Rochester Inst.	87
64 St. John Fisher	82
68 Ithaca ■	62
77 Elmira ■	57
72 Utica	77
69 Hartwick	62

Nickname: Saxons
 Colors: Purple & Gold
 Arena: James A. McLane Physical
 Capacity: 3,200; Year Built: 1971
 AD: James M. Moretti
 SID: Mark Whitehouse

ALLEGHENY

Meadville, PA 16335III

Coach: Rob Clune, Albany (N.Y.) 1981

2004-05 RESULTS (8-17)

87 Wash. & Jeff.	77
66 Grove City ■	83
90 Penn St.-DuBois ■	73
71 John Carroll ■	95
85 Alfred	99
54 Wittenberg	83
128 Westminster (Pa.)	135
79 Thiel ■	66
68 Kenyon	72
51 Penn St.-Behrend ■	58
78 Earlham ■	71
67 Wabash ■	70
92 Hiram ■	91
66 Ohio Wesleyan ■	93
88 Oberlin	73
79 Denison ■	85
57 Wooster	90
69 Kenyon ■	53
71 Hiram	69
75 Denison	88
61 Wooster ■	97
65 Ohio Wesleyan	83
62 Oberlin ■	66
47 Wittenberg ■	77
46 Wittenberg	74

Nickname: Gsators
 Colors: Blue & Gold
 Arena: Wise Center
 Capacity: 1,000; Year Built: 1997
 AD: Larry Lee
 SID: Brian Rose

ALMA

Alma, MI 48801III

Coach: Ed Kohtala, Maine 1981

2004-05 RESULTS (10-15)

62 Concordia (Mich.)	75
94 Marygrove ■	82
82 Lake Superior St.	94
71 Manchester	68
73 Elmhurst ■	62
85 Aurora †	83
71 Franklin	87
85 Finlandia ■	87
56 Ferris St. ■	84
85 Spring Arbor	71
72 Kalamazoo	61
88 Tri-State ■	86

71 Olivet ■.....	56
52 Adrian.....	64
52 Calvin ■.....	55
61 Albion.....	62
59 Hope ■.....	79
88 Kalamazoo ■.....	85
97 Tri-State.....	91
59 Olivet.....	61
74 Adrian ■.....	79
66 Calvin.....	97
72 Albion ■.....	80
76 Hope.....	82
77 Hope.....	90

Nickname: Scots
 Colors: Maroon & Cream
 Arena: Cappaert Gymnasium
 Capacity: 3,000; Year Built: 1967
 AD: Ellen Curtis
 SID: Greg Baadte

ALVERNIA

Reading, PA 19607.....III

Coach: Mike Miller,
 Delaware Valley 1980

2004-05 RESULTS (17-11)

92 Rutgers-Camden ■.....	52
102 John Carroll ■.....	103
70 Albright.....	65
59 Gwynedd-Mercy ■.....	67
60 Salisbury.....	55
68 Rochester Inst. †.....	64
83 Ramapo ■.....	100
100 Marywood ■.....	73
69 King's (Pa.).....	81
70 Wilkes †.....	65
63 Cabrini.....	69
61 Neumann ■.....	56
72 Arcadia ■.....	65
81 Misericordia.....	85
85 Eastern.....	67
85 Wesley ■.....	60
78 Cabrini ■.....	58
75 Neumann.....	73
58 Gwynedd-Mercy.....	77
66 Eastern ■.....	55
63 Marywood.....	67
73 Wesley.....	68
63 Arcadia.....	45
61 Misericordia ■.....	65
64 Cabrini ■.....	56
63 Gwynedd-Mercy.....	81
56 Scranton.....	62

Nickname: Crusaders
 Colors: Maroon & Gold
 Arena: Physical Education Center
 Capacity: 1,500; Year Built: 1987
 AD: John McCloskey
 SID: Jon King

AMERICAN

Washington, DC 20016.....I

Coach: Jeff Jones, Virginia 1982

2004-05 RESULTS (16-12)

76 Va. Commonwealth.....	82
71 Niagara.....	78
70 Wagner ■.....	49
71 St. Francis (Pa.) ■.....	65
67 Vermont ■.....	64
75 Towson.....	64
64 Ohio ■.....	55
61 Maryland.....	82
53 La Salle ■.....	66
64 Delaware.....	58
51 Missouri.....	64
53 Lehigh ■.....	56
69 Yale.....	65
66 Navy.....	60
76 Lafayette ■.....	74

72 Army.....	37
56 Holy Cross.....	80
68 Bucknell ■.....	59
78 Colgate ■.....	59
86 Army ■.....	58
67 Holy Cross ■.....	76
52 Bucknell.....	65
57 Colgate.....	67
89 Lafayette.....	93
65 Lehigh.....	61
84 Navy ■.....	77
85 Navy †.....	83
35 Bucknell.....	53

Nickname: Eagles
 Colors: AU Red & Blue
 Arena: Bender Arena
 Capacity: 4,500; Year Built: 1988
 AD: Joni Comstock
 SID: Shaun May

AMERICAN INT'L

Springfield, MA 01109-3189II

Coach: Arthur Luptowski,
 Bloomsburg 1973

2004-05 RESULTS (11-18)

66 Dowling ■.....	60
67 Bryant.....	78
78 Southern Conn. St. ■.....	63
70 St. Rose.....	77
65 Pace ■.....	80
70 Mass.-Lowell ■.....	65
59 Merrimack ■.....	74
84 NJIT ■.....	68
57 New Haven.....	63
85 Southampton ■.....	53
77 Post.....	63
48 Stonehill ■.....	82
81 Merrimack.....	73
61 Bentley ■.....	76
57 Bryant.....	75
90 Assumption.....	93
57 Southern Conn. St.	67
49 St. Rose ■.....	70
78 Pace.....	63
79 Assumption ■.....	69
61 Southern N.H.....	70
49 Franklin Pierce ■.....	61
47 St. Anselm.....	60
71 St. Michael's ■.....	69
62 Le Moyne.....	78
58 Stonehill.....	84
53 Bentley.....	81
80 Stonehill.....	69
68 Southern N.H.....	78

Nickname: Yellow Jackets
 Colors: Gold, White & Black
 Arena: Henry A. Butova Gym
 Capacity: 2,500; Year Built: 1965
 AD: Robert E. Burke
 SID: Greg Royce

AMHERST

Amherst, MA 01002-5000.....III

Coach: David Hixon, Amherst 1975

2004-05 RESULTS (26-2)

107 Medgar Evers ■.....	55
84 Vassar ■.....	62
71 Clark (Mass.) ■.....	44
87 Westfield St.....	82
71 Western New Eng. †.....	58
96 Worcester St.....	60
69 Colby-Sawyer ■.....	60
61 TCNJ.....	83
88 Williams.....	78
66 Wesleyan (Conn.).....	44
85 Trinity (Conn.).....	82
92 Elms ■.....	66
68 Wesleyan (Conn.) ■.....	58
84 Connecticut Col. ■.....	50

87 Salve Regina ■.....	56
69 Bowdoin.....	60
85 Colby.....	58
65 Brandeis ■.....	61
72 Williams ■.....	45
105 Middlebury ■.....	73
90 Lasell ■.....	78
78 Bates.....	59
94 Tufts.....	61
74 Bowdoin ■.....	68
75 Trinity (Conn.) ■.....	72
65 Bates ■.....	57
81 Springfield ■.....	69
62 Rochester ■.....	68

Nickname: Lord Jeffs
 Colors: Purple & White
 Arena: Lefrak Gymnasium
 Capacity: 2,450; Year Built: 1986
 AD: David D. Hixon
 SID: Kevin Graber

ANDERSON (IND.)

Anderson, IN 46012-3495III

Coach: Denny Lehnus,
 Anderson (Ind.) 1965

2004-05 RESULTS (11-15)

76 Thomas More †.....	86
73 Wilmington (Ohio).....	85
106 Ind.-East ■.....	72
95 Ind.-East ■.....	53
83 Ind.-Northwest.....	57
100 Cinn.-Clermont ■.....	82
53 Ball St.....	106
78 Rose-Hulman.....	73
96 Urbana.....	78
67 Neumann †.....	63
60 Keene St. †.....	66
77 Mt. St. Joseph.....	90
51 Transylvania ■.....	69
43 Hanover.....	80
67 Franklin ■.....	71
75 Defiance ■.....	63
81 Bluffton.....	92
83 Manchester ■.....	64
82 Transylvania.....	88
61 Hanover ■.....	83
61 Franklin.....	77
72 Defiance.....	81
69 Bluffton ■.....	67
69 Manchester.....	73
71 Mt. St. Joseph ■.....	64
64 Transylvania.....	81

Nickname: Ravens
 Colors: Orange & Black
 Arena: O.C. Lewis Gym
 Capacity: 3,000; Year Built: 1962
 AD: Michael Zapolski
 SID: Justin Bates

ANDERSON (S.C.)

Anderson, SC 29621II

Coach: Doug Novak, Tennessee 1990

2004-05 RESULTS (10-18)

78 Mars Hill ■.....	70
63 GC&SU †.....	77
48 Lander.....	54
52 Mars Hill.....	76
69 Coker.....	64
51 Claflin.....	50
61 Southern Ind.....	94
82 Lees-McRae.....	74
73 Barton.....	74
75 Queens (N.C.).....	87
58 Belmont Abbey ■.....	44
87 St. Andrews.....	94
66 Erskine ■.....	68
72 Mount Olive ■.....	81
79 Limestone.....	76

74 Coker ■.....	68
63 Belmont Abbey.....	70
66 Barton.....	84
83 Queens (N.C.) ■.....	79
76 Lees-McRae.....	71
56 St. Andrews ■.....	61
72 Erskine.....	74
62 Pfeiffer ■.....	72
53 Mount Olive.....	83
64 Limestone ■.....	68
84 Pfeiffer.....	87
93 St. Andrews ■.....	72
76 Pfeiffer.....	85

Nickname: Trojans
 Colors: Gold & Black
 Arena: Abney Athletic Center
 Capacity: 1,000; Year Built: 1979
 AD: Robert G. Beville
 SID: Cobb Oxford

ANGELO ST.

San Angelo, TX 76904.....II

Coach: Joe Esposito, Marist 1988

2004-05 RESULTS (11-16)

89 Hillsdale Free Will ■.....	63
116 Rhema ■.....	68
66 North Texas.....	100
71 St. Mary's (Tex.).....	89
89 Paul Quinn †.....	69
98 SW'ern of Chr. Min. ■.....	53
57 Tarleton St. ■.....	65
61 Central Okla.....	91
70 Northeastern St.....	78
88 Western N.M. †.....	84
84 Goldey-Beacom †.....	66
77 East Central.....	75
55 Southeastern Okla. ■.....	61
67 Southwestern Okla.....	85
57 Cameron.....	67
89 Abilene Christian ■.....	85
77 Tex. A&M-Kingsville ■.....	78
94 Abilene Christian.....	101
75 Midwestern St.....	95
68 Tex. A&M-Commerce.....	87
56 West Tex. A&M.....	72
80 Eastern N.M.....	76
74 West Tex. A&M ■.....	69
94 Eastern N.M. ■.....	81
64 Tex. A&M-Kingsville.....	86
84 Midwestern St. ■.....	93
62 Tex. A&M-Commerce ■.....	82

Nickname: Rams
 Colors: Blue & Gold
 Arena: Junell Center/Stephens Arena
 Capacity: 5,500; Year Built: 2001
 AD: Kathleen Brasfield
 SID: M.L. Stark Hinkle

ANNA MARIA

Paxton, MA 01612-1198.....III

Coach: David Shea, Anna Maria 1993

2004-05 RESULTS (4-21)

73 Thomas.....	84
51 Coast Guard.....	77
76 Elms ■.....	80
86 Becker.....	74
59 Roger Williams ■.....	77
45 Salve Regina ■.....	63
57 Bard.....	40
65 Rivier †.....	82
62 Fitchburg St.....	79
55 Wentworth Inst.....	70
69 Eastern Nazarene ■.....	72
61 Roger Williams.....	72
52 Curry.....	77
53 Colby-Sawyer.....	80
43 New England ■.....	68
70 Nichols.....	77

38 Salve Regina72
 61 New England Col. ■60
 54 Gordon71
 44 Endicott ■94
 73 Nichols ■75
 48 Worcester St. ■80
 66 Curry ■88
 62 Eastern Nazarene86
 82 Newbury ■76

Nickname: AMCATS
 Colors: Royal Blue & White
 Arena: Fuller Activities Center
 Capacity: 500; Year Built: 1986
 AD: Leonard Smith
 SID: David Gentleman

APPALACHIAN ST.

Boone, NC 28608I

Coach: Houston Fancher,
 Middle Tenn. 1988

2004-05 RESULTS (18-12)

79 Erskine ■49
 60 Virginia77
 98 Tennessee Tech ■87
 78 James Madison ■69
 57 South Carolina91
 84 S.C. Upstate ■74
 66 Wofford75
 98 Milligan ■67
 51 Vanderbilt68
 63 Miami (Fla.)80
 81 East Tenn. St. ■79
 79 UNC Greensboro ■84
 63 Davidson66
 88 Ga. Southern92
 73 Elon ■62
 76 Col. of Charleston ■68
 52 Chattanooga60
 89 Longwood59
 84 Citadel ■66
 74 Western Caro.71
 95 East Tenn. St.73
 83 Chattanooga ■61
 60 Furman ■47
 79 Longwood ■65
 73 UNC Greensboro92
 72 Western Caro. ■54
 55 Elon58
 68 Citadel ↑59
 63 Col. of Charleston ↑60
 51 Chattanooga57

Nickname: Mountaineers
 Colors: Black & Gold
 Arena: Holmes Convocation Center
 Capacity: 8,325; Year Built: 2000
 AD: Linda Robinson
 SID: Kelby Siler

ARCADIA

Glenside, PA 19038-3295III

Coach: Patrick Dorney, Lebanon Valley

2004-05 RESULTS (4-21)

42 Baruch ↑68
 58 City Tech ↑60
 63 Muhlenberg ■79
 46 Richard Stockton61
 59 Cabrini ■72
 58 Neumann57
 65 Misericordia ■76
 60 Delaware Valley ■79
 50 Lycoming ■67
 63 Lebanon Valley ■76
 87 Rutgers-Camden ■90
 54 Eastern ■75
 68 Chestnut Hill63
 60 Marywood64
 65 Alvernia72
 69 Gwynedd-Mercy ■75
 54 Misericordia64

68 Wesley ■73
 50 Cabrini55
 75 Marywood ■65
 56 Wesley58
 63 Gwynedd-Mercy59
 44 Neumann ■48
 45 Alvernia ■63
 48 Eastern76

Nickname: Knights
 Colors: Scarlet & Gray
 Arena: Kuch Center
 Capacity: 1,500; Year Built: 1993
 AD: Shirley M. Liddle
 SID: Tom Carlin

ARIZONA

Tucson, AZ 85721-0096I

Coach: Lute Olson, Augsburg 1956

2004-05 RESULTS (30-7)

80 San Diego ■69
 83 Wright St. ■66
 60 Virginia78
 61 Michigan ↑60
 60 Wake Forest ↑63
 98 Wyoming ■70
 68 Mississippi St. ↑64
 67 Utah ■62
 48 Marquette43
 105 Manhattan ■75
 79 Eastern Wash. ■45
 84 Richmond ■71
 97 Arizona St. ■79
 87 California67
 76 Stanford87
 77 Southern California ■68
 76 UCLA ■73
 74 Oregon66
 92 Oregon St.83
 91 Washington ■82
 63 Washington St. ■70
 97 California ■76
 90 Stanford ■72
 88 Southern California76
 83 UCLA73
 92 Oregon ■67
 91 Oregon St. ■70
 57 Washington St.56
 85 Washington93
 70 Arizona St.68
 88 California ↑63
 90 Oregon St. ↑59
 72 Washington ↑81
 66 Utah St. ↑53
 85 UAB ↑63
 79 Oklahoma St. ↑78
 89 Illinois ↑90

Nickname: Wildcats
 Colors: Cardinal & Navy
 Arena: McKale Center
 Capacity: 14,545; Year Built: 1973
 AD: Jim Livengood
 SID: Richard Paige

ARIZONA ST.

Tempe, AZ 85287-2505I

Coach: Rob Evans,
 New Mexico St. 1968

2004-05 RESULTS (18-14)

79 Jackson St. ■48
 67 Delaware St. ■56
 65 UTEP ↑66
 87 Vanderbilt ↑68
 65 Temple62
 67 Cal St. Northridge ■66
 89 Fairleigh Dickinson ■81
 75 UC Riverside ■59
 90 Northwestern55
 68 Santa Clara63

92 Long Island ■63
 89 Valparaiso ■65
 79 Arizona97
 81 Stanford69
 79 California70
 82 UCLA ■86
 94 Southern California ■98
 66 Oregon St.88
 64 Oregon51
 68 Washington St. ■62
 70 Washington ■79
 74 Stanford ■67
 82 California ■84
 76 UCLA95
 71 Southern California82
 75 Oregon St. ■73
 66 Oregon ■56
 82 Washington90
 55 Washington St.57
 68 Arizona ■70
 90 Washington ↑95
 78 UNLV89

Nickname: Sun Devils
 Colors: Maroon & Gold
 Arena: Wells Fargo Arena
 Capacity: 14,198; Year Built: 1974
 AD: Christine K. Wilkinson
 SID: Doug Tammara

ARKANSAS

Fayetteville, AR 72701I

Coach: Stan Heath, Eastern Mich. 1988

2004-05 RESULTS (18-12)

72 Winthrop ↑49
 89 Troy ↑54
 82 Eastern Mich. ↑64
 79 Gardner-Webb ■63
 85 Tulsa ■73
 60 Illinois ↑72
 62 Missouri52
 96 Tennessee St. ■68
 102 Prairie View ■50
 83 Lipscomb ■54
 87 Hartford55
 73 Jacksonville St. ■67
 85 La.-Monroe ■43
 69 Mississippi ■46
 74 Florida82
 61 Alabama ■64
 55 Mississippi St.80
 63 LSU66
 95 Auburn ■59
 67 Kentucky ■68
 52 South Carolina64
 66 Mississippi65
 62 Georgia ■47
 65 LSU ■62
 63 Alabama72
 65 Vanderbilt79
 70 Tennessee ■68
 55 Mississippi St. ■57
 64 Auburn77
 46 Tennessee ↑65

Nickname: Razorbacks
 Colors: Cardinal & White
 Arena: Bud Walton Arena
 Capacity: 19,200; Year Built: 1993
 AD: J. Frank Broyles
 SID: Robby Edwards

ARKANSAS ST.

State University, AR 72467I

Coach: Dickey Nutt, Oklahoma St. 1982

2004-05 RESULTS (16-13)

80 Centenary (La.) ■69
 75 Memphis79
 91 Liberty ■65
 70 Mississippi ■68

92 Tenn.-Martin ■65
 113 Lambuth ■70
 70 Ga. Southern85
 74 Sam Houston St.77
 82 Pepperdine ↑91
 65 Hampton ↑57
 70 Lamar86
 79 Lyon ■57
 83 South Ala. ■58
 60 Florida Int'l55
 68 Middle Tenn. ■70
 94 Western Ky. ■90
 78 Denver95
 73 North Texas70
 78 Ark.-Little Rock64
 88 South Dakota St. ■61
 56 New Orleans72
 72 Western Ky.76
 67 Ark.-Little Rock ■73
 52 Florida Int'l68
 60 Middle Tenn.80
 86 La.-Lafayette ■80
 90 New Mexico St. ■76
 84 North Texas ↑76
 57 Denver ↑64

Nickname: Indians
 Colors: Scarlet & Black
 Arena: Convocation Center
 Capacity: 10,038; Year Built: 1987
 AD: Dean Lee
 SID: Bill Bowen

ARKANSAS TECH

Russellville, AR 72801-2222II

Coach: Rick McCormick,
 Okla. Sci. & Arts 1979

2004-05 RESULTS (10-17)

90 Williams Baptist ■79
 67 Northeastern St.65
 50 Murray St.81
 47 Southwestern Okla. ↑64
 78 Mo. Southern St. ↑63
 85 Rhema ■56
 72 Fla. Gulf Coast82
 68 Lamar85
 65 Incarnate Word58
 68 Central Baptist ■66
 75 Ozarks (Ark.) ■66
 68 Ark.-Monticello ■65
 81 Southern Ark. ■71
 51 Central Ark.59
 67 Christian Bros. ■73
 59 Ouachita Baptist73
 68 Henderson St. ■74
 77 Harding92
 82 Delta St. ■89
 64 Ark.-Monticello55
 77 Southern Ark.80
 64 Central Ark. ■68
 79 Christian Bros.89
 64 Ouachita Baptist ■75
 62 Henderson St.79
 82 Harding ■96
 62 Delta St.67

Nickname: Wonder Boys
 Colors: Green & Gold
 Arena: Tucker Coliseum
 Capacity: 3,500; Year Built: 1976
 AD: Steve Mullins
 SID: Ben Greenberg

ARK.-LITTLE ROCK

Little Rock, AR 72204I

Coach: Steve Shields, Baylor 1988

2004-05 RESULTS (18-10)

82 Southern Ark. ■63
 65 Oklahoma St.90
 54 Georgia Tech79

75	Southern U. ■	60
58	Southeastern La. †	48
51	Missouri St.	64
70	Southern Ill. ■	53
53	Mississippi St.	83
76	St. Bonaventure ■	56
78	McNeese St. ■	68
71	St. Gregory's ■	53
75	Harding ■	57
67	Florida Int'l ■	57
50	Middle Tenn.	85
69	Western Ky. ■	66
69	Middle Tenn. ■	62
71	North Texas	64
58	Denver	68
64	Arkansas St. ■	78
114	Florida Int'l	118
58	South Ala.	54
66	New Orleans ■	49
73	Arkansas St.	67
55	Western Ky.	53
66	Bowling Green	74
75	New Mexico St. ■	69
64	La-Lafayette ■	63
64	Florida Int'l †	69

Nickname: Trojans
 Colors: Maroon, Silver & Black
 Arena: Stephens Center
 Capacity: 5,600; Year Built: 2005
 AD: Chris Peterson
 SID: Joe Angolia

ARK.-MONTICELLO

Monticello, AR 71656II

Coach: Mike Newell,
 Sam Houston St. 1973

2004-05 RESULTS (18-10)

82	Miles †	52
103	Lane †	78
82	Tex. A&M-Commerce †	75
66	Southeastern Okla. †	94
108	Philander Smith ■	66
62	South Ala.	77
78	Aub.-Montgomery ■	59
104	Ark. Baptist ■	55
86	Central Baptist ■	51
65	Arkansas Tech	68
82	Henderson St. ■	67
81	Harding	70
73	Delta St. ■	58
90	Philander Smith	60
83	Southern Ark.	59
69	Central Ark. ■	64
66	Christian Bros.	46
77	Ouachita Baptist ■	64
55	Arkansas Tech ■	64
73	Henderson St.	55
67	Harding ■	60
81	Christian Bros. ■	63
75	Delta St.	78
75	Southern Ark. ■	83
50	Central Ark.	52
74	Rutgers	83
77	Ouachita Baptist	88
66	West Ga. †	70

Nickname: Boll Weevils
 Colors: Kelly Green & White
 Arena: Steelman Fieldhouse
 Capacity: 2,600; Year Built: 1959
 AD: Alvy Early
 SID: Stephen Fuller

ARK.-PINE BLUFF

Pine Bluff, AR 71601I

Coach: Van Holt, Ark.-Pine Bluff 1965

2004-05 RESULTS (7-21)

58	Creighton	83
40	Nebraska	97
42	Kansas St.	76

53	Baylor	63
67	Philander Smith ■	57
53	New Mexico	77
74	Philander Smith	57
50	Southern Methodist	87
55	TCU	76
55	Mississippi Val. ■	67
45	Alabama St. ■	52
62	Alabama A&M ■	60
47	Southern U.	55
45	Alcorn St.	53
61	Texas Southern ■	67
58	Prairie View ■	63
77	Grambling	60
88	Jackson St.	91
58	Alabama St.	61
75	Alabama A&M	74
49	Southern U. ■	50
70	Alcorn St. ■	65
52	Texas Southern	62
53	Prairie View	49
66	Grambling ■	67
72	Jackson St. ■	78
77	Mississippi Val.	87
52	Alabama A&M †	64

Nickname: Golden Lions
 Colors: Black & Gold
 Arena: K.L. Johnson HPER Complex
 Capacity: 4,500; Year Built: 1982
 AD: Craig Curry
 SID: Carl Whipper

ARMSTRONG ATLANTIC

Savannah, GA 31419-1997II

Coach: Jeff Burkhamer,
 Alderson-Broaddus 1984

2004-05 RESULTS (15-14)

89	Queens (N.C.) ■	77
59	Wingate	79
72	Mars Hill ■	69
58	Nova Southeastern †	49
52	Eckerd	60
63	Elizabeth City St. ■	62
67	Mars Hill	84
74	Lenoir-Rhyne ■	63
68	SCAD ■	66
69	Florida Tech	59
84	Wingate ■	72
66	GC&SU ■	58
60	Augusta St. ■	53
44	Clayton St.	56
79	Francis Marion	47
50	Kennesaw St. ■	52
56	Lander	57
59	Clayton St. ■	63
95	UNC Pembroke ■	68
61	Kennesaw St.	89
80	S.C.-Aiken	77
68	North Fla. ■	72
77	Columbus St. ■	83
54	GC&SU	59
70	S.C. Upstate ■	71
56	North Fla.	68
79	Columbus St.	70
66	Francis Marion †	39
50	Kennesaw St.	72

Nickname: Pirates
 Colors: Maroon & Gold
 Arena: Alumni Arena
 Capacity: 5,000; Year Built: 1995
 AD: Eddie Aenchbacher
 SID: Chad Jackson

ARMY

West Point, NY 10996-2101I

Coach: Jim Crews, Indiana 1976

2004-05 RESULTS (3-24)

62	Citadel ■	69
52	Sacred Heart ■	67
54	Stony Brook	68

71	New Hampshire	77
77	Polytechnic (N.Y.) ■	43
64	St. Francis (N.Y.)	78
46	Albany (N.Y.) ■	73
75	Maritime (N.Y.) ■	59
52	Notre Dame	71
53	Fairleigh Dickinson	69
51	Cornell ■	58
59	Columbia ■	75
56	Colgate	60
29	Holy Cross ■	66
46	Bucknell	63
37	American ■	72
63	Navy ■	43
45	Lehigh	63
49	Lafayette	66
58	American	86
69	Navy	84
64	Lehigh ■	69
73	Lafayette ■	76
55	Bucknell ■	69
59	Colgate ■	66
49	Holy Cross	66
42	Holy Cross	76

Nickname: Black Knights/Cadets
 Colors: Black, Gold & Gray
 Arena: Christl Arena
 Capacity: 5,043; Year Built: 1985
 AD: Kevin Anderson
 SID: Mike Albright

ASHLAND

Ashland, OH 44805II

Coach: Roger Lyons, Ashland 1974

2004-05 RESULTS (13-14)

89	Lincoln Memorial	52
71	Slippery Rock ■	61
81	Mt. Vernon Naz. ■	53
82	St. Joseph's (Ind.)	90
86	West Va. Wesleyan ■	58
44	Grand Valley St.	62
81	Ferris St.	85
61	Mercyhurst ■	55
46	Gannon	58
52	Central Mo. St. †	89
63	Central Ark. †	73
82	Trinity Christian ■	55
75	Shippensburg ■	69
73	Michigan Tech	74
70	Northwood	61
86	Lake Superior St. ■	95
77	Saginaw Valley	84
55	Northern Mich. ■	67
77	Wayne St. (Mich.) ■	71
67	Findlay ■	78
51	Hillsdale	74
77	Mercyhurst	73
73	Gannon	62
93	Wayne St. (Mich.)	90
59	Findlay	92
100	Tiffin	85
79	Hillsdale ■	84

Nickname: Eagles
 Colors: Purple & Gold
 Arena: Charles Kates Gym
 Capacity: 3,200; Year Built: 1967
 AD: Bill Goldring
 SID: Al King

ASSUMPTION

Worcester, MA 01609II

Coach: Tom Ackerman, St. Vincent 1979

2004-05 RESULTS (4-23)

75	Bloomfield	84
72	Shepherd	76
62	Gannon †	73
77	Merrimack ■	82
74	Pace ■	82
72	Southern Conn. St.	79

68	St. Rose ■	91
65	Bentley ■	76
80	St. Rose	106
81	Post ■	74
68	St. Thomas Aquinas ■	59
62	Bryant ■	90
61	Bentley	79
70	Stonehill ■	85
70	Bryant	91
93	American Int'l ■	90
66	Pace	69
71	Southern Conn. St. ■	68
70	Southern N.H. ■	80
69	American Int'l	79
67	Franklin Pierce	79
70	Mass.-Lowell ■	91
84	St. Michael's	89
91	Le Moyne ■	93
60	St. Anselm	74
63	Merrimack	80
81	Stonehill	91

Nickname: Greyhounds
 Colors: Blue, White, & Grey
 Arena: Andrew Laska Gym
 Capacity: 3,000; Year Built: 1962
 AD: Ted Paulauskas
 SID: Steve Morris

AUBURN

Auburn, AL 36849-5113I

Coach: Jeff Lebo, North Carolina 1989

2004-05 RESULTS (14-17)

80	Temple	78
85	Furman ■	74
92	Nicholls St. ■	78
79	Louisiana Tech ■	67
79	Colorado St. ■	76
87	Virginia †	89
78	Wofford ■	85
76	Col. of Charleston	61
87	UNLV ■	91
74	Delaware †	46
79	Middle Tenn. †	74
65	Toledo †	68
73	Belmont ■	69
53	Mississippi St.	90
78	Florida ■	84
72	Mississippi ■	79
59	Arkansas	95
55	Alabama ■	60
62	Tennessee ■	59
55	Mississippi	70
90	Mississippi St. ■	76
69	LSU	90
74	South Carolina	71
43	Vanderbilt ■	67
45	Georgia	57
73	Kentucky	81
64	LSU ■	77
53	Alabama	94
77	Arkansas ■	64
77	Vanderbilt †	73
58	LSU †	89

Nickname: Tigers
 Colors: Burnt Orange & Navy Blue
 Arena: Beard-Eaves-Memorial
 Capacity: 10,500; Year Built: 1969
 AD: Jay Jacobs
 SID: Chuck Gallina

AUGSBURG

Minneapolis, MN 55454III

Coach: Brian Ammann, Augsburg 1985

2004-05 RESULTS (9-16)

57	St. Scholastica †	58
71	Finlandia †	72
69	Crown ■	79
86	St. Olaf ■	71

75	St. Mary's (Minn.)	65
55	Bethel (Minn.) ■	74
72	Carleton	66
103	North Cent. (Minn.) ■	56
80	Northwestern (Minn.) ■	77
74	St. Thomas (Minn.) ■	86
71	Hamline	79
76	Concordia-M'head ■	73
56	Gust. Adolphus	63
84	St. John's (Minn.) ■	80
73	Macalester	87
74	St. Olaf	83
49	St. Mary's (Minn.) ■	61
73	Bethel (Minn.)	91
65	Carleton ■	78
61	St. Thomas (Minn.)	87
85	Hamline ■	74
79	Concordia-M'head	105
62	Gust. Adolphus ■	75
65	St. John's (Minn.)	62
82	Macalester	88

Nickname: Auggies
 Colors: Maroon & Gray
 Arena: Si Melby Hall
 Capacity: 2,200; Year Built: 1961
 AD: Paul Grauer
 SID: Don Stoner

AUGUSTA ST.

Augusta, GA 30904II

Coach: Darren Metress,
 Belmont Abbey 1988

2004-05 RESULTS (19-11)

65	Carson-Newman †	58
115	Carver Bible †	47
56	Benedict	59
64	Lenoir-Rhyne ■	56
52	West Ga.	83
56	Paine ■	50
66	Ga. Southern	99
70	Winston-Salem ■	52
71	Lenoir-Rhyne	59
76	Tusculum †	92
82	West Ga. ■	63
83	UNC Pembroke ■	49
53	Armstrong Atlantic	60
55	Lander ■	72
60	North Fla. ■	53
52	S.C. Upstate	70
55	Kennesaw St. ■	51
61	Lander	68
72	Columbus St.	82
83	S.C. Upstate ■	70
68	GC&SU	69
92	S.C.-Aiken ■	77
66	Francis Marion	52
67	UNC Pembroke	40
65	Clayton St. ■	59
81	S.C.-Aiken	62
59	Francis Marion ■	53
75	GC&SU ■	73
67	Clayton St. ■	53
63	S.C. Upstate ■	79

Nickname: Jaguars
 Colors: Royal Blue & White
 Arena: George A. Christenberry
 Fieldhouse
 Capacity: 2,216; Year Built: 1991
 AD: Clint Bryant
 SID: Joey Warren

AUGUSTANA (ILL.)

Rock Island, IL 61201-2296III

Coach: Grey Giovanine,
 Central Mo. St. 1981

2004-05 RESULTS (17-8)

59	Southern Ill.	83
94	Beloit ■	77
89	St. Ambrose	76

70	Wartburg ■	62
67	Simpson	76
78	Coe ■	55
76	Ripon ■	86
94	Cornell College ■	44
73	Concordia (Ill.) ■	44
101	Madonna †	80
82	Hope	64
76	North Central (Ill.)	86
84	Millikin ■	75
80	North Park ■	58
52	Ill. Wesleyan	67
76	Carthage ■	62
59	North Central (Ill.) ■	55
59	Wheaton (Ill.)	62
74	North Park	61
79	Elmhurst ■	86
77	Ill. Wesleyan ■	76
74	Millikin	59
69	Carthage	64
83	Wheaton (Ill.) ■	76
67	Elmhurst	68

Nickname: Vikings
 Colors: Gold & Blue
 Arena: Carver PE Center
 Capacity: 3,200; Year Built: 1971
 AD: Charles J. Gordon
 SID: Dave Wrath

AUGUSTANA (S.D.)

Sioux Falls, SD 57197II

Coach: Tom Billeter, Illinois 1983

2004-05 RESULTS (8-20)

92	Dickinson St. ■	71
103	Bemidji St. †	78
91	Truman †	82
98	Si Tanka ■	65
88	Minn.-Crookston	90
85	Bemidji St.	88
71	Minn. St. Moorhead	67
75	Wayne St. (Neb.) ■	97
74	Northern St. ■	83
102	Peru St. ■	50
74	Southwest Minn. St. ■	83
83	Dakota Wesleyan	71
72	Wayne St. (Neb.)	79
84	Concordia-St. Paul ■	89
56	Winona St. ■	75
65	Neb.-Omaha	83
70	South Dakota	93
51	Minn. Duluth ■	71
60	St. Cloud St. ■	79
80	Minn. St. Mankato ■	93
84	North Dakota ■	80
80	Minn. Duluth	83
61	Neb.-Omaha ■	78
69	North Dakota	80
69	St. Cloud St.	84
55	Minn. St. Mankato	83
63	South Dakota ■	72
71	South Dakota	81

Nickname: Vikings
 Colors: Navy & Yellow
 Arena: Elmen Center
 Capacity: 4,000; Year Built: 1988
 AD: Bill Gross
 SID: Kevin Ludwig

AURORA

Aurora, IL 60506III

Coach: James Lancaster, Aurora 1986

2004-05 RESULTS (23-5)

68	Ill. Wesleyan	70
77	Randolph-Macon †	74
88	Monmouth (Ill.) ■	80
73	Chicago	74
105	Beloit ■	84
77	Milwaukee Engr.	50

78	Millikin ■	75
83	Alma †	85
110	Ind.-Northwest †	72
84	Judson (Ill.) ■	65
90	Webster	79
86	Blackburn	81
113	Illinois Tech ■	93
79	Rockford	71
86	Dominican (Ill.) ■	62
98	Concordia (Ill.)	62
73	Benedictine (Ill.) ■	70
83	Clarke	88
78	Rockford ■	75
87	Clarke ■	63
79	Dominican (Ill.)	53
83	Concordia (Ill.) ■	68
83	Eureka	56
79	Eureka ■	57
95	Benedictine (Ill.)	85
64	Rockford ■	62
69	Benedictine (Ill.) ■	66
59	Calvin ■	71

Nickname: Spartans
 Colors: Royal Blue & White
 Arena: Thornton Gymnasium
 Capacity: 2,200; Year Built: 1970
 AD: Mark Walsh
 SID: Brian Kipley

AUSTIN

Sherman, TX 75090-4440III

Coach: Chris Oestreich,
 St. Mary (Kan.) 1988

2004-05 RESULTS (7-18)

72	Dallas ■	56
54	Mary Hardin-Baylor ■	69
53	Mary Hardin-Baylor	57
70	Concordia-Austin	87
69	Sul Ross St. ■	87
87	Howard Payne ■	83
56	Southwestern (Tex.)	78
58	Schreiner	73
46	Texas Lutheran	88
41	Hardin-Simmons ■	84
59	McMurry ■	70
67	Ozarks (Ark.)	72
81	Texas-Tyler	75
65	Texas-Dallas ■	56
52	East Tex. Baptist	54
82	LeTourneau	76
67	Louisiana Col.	70
64	Mississippi Col.	90
78	Louisiana Col. ■	87
56	Mississippi Col. ■	71
61	Ozarks (Ark.) ■	66
54	Texas-Tyler	52
66	Texas-Dallas	77
64	East Tex. Baptist ■	84
83	LeTourneau ■	78

Nickname: Kangaroos
 Colors: Crimson & Gold
 Arena: Hughey Gym
 Capacity: 2,000; Year Built: 1949
 AD: Timothy P. Millerick
 SID: Emily Hansen

AUSTIN PEAY

Clarksville, TN 37044-4576I

Coach: Dave Loos, Memphis 1970

2004-05 RESULTS (13-19)

52	St. Louis †	45
59	Eastern Mich. †	73
36	Winthrop †	52
62	Wichita St. ■	72
58	Vanderbilt	74
58	Evansville	67
66	Memphis	71
91	New Orleans †	73

49	Louisville	77
80	Western Ky. ■	87
70	Middle Tenn. ■	74
68	Chattanooga ■	76
60	Southeast Mo. St. ■	50
68	Eastern Ill.	54
63	Eastern Ky. ■	67
69	Morehead St. ■	65
51	Eastern Ill.	63
52	Southeast Mo. St.	65
79	Tennessee Tech ■	77
69	Tennessee St. ■	51
80	Jacksonville St.	69
71	Samford	73
67	Tenn.-Martin	63
73	Murray St.	82
73	Jacksonville St. ■	65
76	Samford ■	60
81	East Tenn. St.	85
59	Tennessee Tech	74
66	Eastern Ky.	70
71	Samford	60
67	Tennessee Tech †	61
46	Eastern Ky. †	52

Nickname: Governors
 Colors: Red & White
 Arena: Winfield Dunn Center
 Capacity: 9,000; Year Built: 1975
 AD: Dave Loos
 SID: Brad Kirtley

AVERETT

Danville, VA 24541III

Coach: Jimmy Allen,
 Emory & Henry 1993

2004-05 RESULTS (13-14)

87	St. Mary's (Md.) ■	75
86	Lynchburg	91
81	Newport News ■	65
76	Maryville (Tenn.)	98
68	Emory & Henry	96
74	Newport News	89
73	Lynchburg ■	57
53	DeSales	64
79	Grove City †	90
91	Ferrum ■	71
65	Greensboro	61
52	Methodist ■	67
49	Shenandoah	59
51	Chris. Newport	60
61	N.C. Wesleyan ■	56
78	Chowan ■	70
56	Ferrum	50
56	Greensboro ■	52
58	Hood ■	56
55	Methodist	69
64	Chris. Newport ■	71
51	Shenandoah ■	49
77	Hood	72
65	Chowan	81
90	N.C. Wesleyan	93
51	Ferrum †	45
54	N.C. Wesleyan †	68

Nickname: Cougars
 Colors: Navy & Gold
 Arena: Grant Center
 Capacity: 2,500; Year Built: 1998
 AD: Charles S. Harris
 SID: Sam Ferguson

BABSON

Babson Park, MA 02457-0310 III

Coach: Steve Brennan, Bates 1987

2004-05 RESULTS (8-18)

78	Middlebury ■	55
75	Hamilton	67
80	Colby	69
74	Brandeis ■	76
69	Tufts ■	77

61 Salem St.	80
71 Emerson ■	67
65 Williams †	77
75 Emory †	81
62 Bowdoin	67
61 Clark (Mass.)	69
84 Suffolk	71
85 MIT ■	80
71 Springfield ■	75
80 Lasell ■	86
80 Coast Guard	84
99 Mount Ida ■	67
64 WPI ■	72
72 Wheaton (Mass.)	78
59 WPI	94
54 Clark (Mass.) ■	55
62 Coast Guard ■	71
59 Springfield	69
70 MIT	58
67 Wheaton (Mass.) ■	76
68 Springfield	71

Nickname: Beavers
 Colors: Green & White
 Arena: Staake Gymnasium
 Capacity: 1,000; Year Built: 1989
 AD: Judy Blinstrub
 SID: Chris Buck

BALDWIN-WALLACE

Berea, OH 44017III

Coach: Steve Bankson,
 Graceland (Iowa) 1963

2004-05 RESULTS (20-9)

64 Mary Washington †	57
59 Gettysburg	57
94 Case Reserve ■	91
86 Thiel	82
67 Oberlin ■	62
93 Otterbein ■	65
62 Muskingum	66
74 Ohio Northern ■	54
72 Capital	55
88 Hood †	58
75 Hampden-Sydney	67
74 Mount Union ■	71
97 Wilmington (Ohio)	90
68 John Carroll ■	70
107 Marietta	96
92 Heidelberg	66
59 Wilmington (Ohio) ■	58
93 John Carroll	81
131 Marietta ■	110
86 Heidelberg ■	96
75 Otterbein	88
76 Mount Union	59
62 Muskingum ■	65
73 Ohio Northern	78
93 Capital ■	95
78 Otterbein	76
85 Mount Union †	50
82 John Carroll	77
78 Wooster	94

Nickname: Yellow Jackets
 Colors: Brown & Gold
 Arena: Ursprung Gymnasium
 Capacity: 2,800; Year Built: 1949
 AD: Stephen Bankson
 SID: Kevin Ruple

BALL ST.

Muncie, IN 47306I

Coach: Tim Buckley, Bemidji St. 1986

2004-05 RESULTS (1Z5-13)

53 Kentucky †	73
59 Detroit	44
61 Wright St. ■	54
75 Miami (Ohio)	83
106 Anderson (Ind.) ■	53
80 IUPUI ■	73

65 Indiana St. ■	59
68 Butler	74
59 Indiana †	71
76 Kent St. ■	67
81 Ohio ■	80
67 Toledo	77
86 Bowling Green ■	62
66 Western Mich.	65
64 Akron	79
67 Northern Ill. ■	59
96 Eastern Mich. ■	86
69 Central Mich.	56
81 Marshall ■	90
52 Miami (Ohio) ■	54
58 Buffalo	67
69 Bowling Green	70
70 Drexel ■	74
63 Toledo ■	59
67 Northern Ill.	70
71 Eastern Mich.	56
88 Western Mich. ■	81
73 Bowling Green	75

Nickname: Cardinals
 Colors: Cardinal & White
 Arena: Worthen Arena
 Capacity: 11,500; Year Built: 1992
 AD: Lawrence R. Cunningham
 SID: Chris Taylor

BAPTIST BIBLE (PA.)

Clarks Summit, PA 18411III

Coach: Mike Show,
 Baptist Bible (Pa.) 1992

2004-05 RESULTS (21-7)

84 Misericordia	78
79 Marywood †	84
76 Keuka ■	60
85 Centenary (N.J.)	61
92 Lancaster Bible	86
70 King's (Pa.)	97
61 Wilkes	86
71 Cazenovia	53
74 D'Youville	60
80 Phila. Bible ■	50
101 Cazenovia ■	64
96 Bard ■	53
80 Washington Bible	30
71 Valley Forge Chrst.	63
101 Practical Bible ■	22
61 Phila. Bible	62
90 Valley Forge Chrst. ■	67
90 D'Youville ■	61
97 Valley Forge Chrst. ■	66
63 Phila. Bible ■	74
85 Manhattan Chrst. †	67
71 North Cent. (Minn.) †	82
110 Grace Bible (Mich.) †	77
92 Cincinnati Christian †	66

Nickname: Defenders
 Colors: Royal Blue & White
 AD: James M. Huckaby
 SID: Kristi Parker

BARD

Annandale-On-Hudson,
 NY 12504-5000III

Coach: Chris Wood, Plymouth St. 1989

2004-05 RESULTS (9-17)

51 New England †	94
83 Johnson St. †	76
58 Mt. St. Mary (N.Y.)	87
46 New Paltz St. †	70
47 Polytechnic (N.Y.)	68
73 Pratt ■	67
54 St. Joseph's (Brkln) ■	61
73 Sarah Lawrence ■	56
40 Anna Maria ■	57
62 Newbury ■	67

63 UC Santa Cruz †	97
39 LIFE Bible	44
47 Hartwick	49
72 Becker	73
80 Maritime (N.Y.)	60
53 Baptist Bible (Pa.)	96
103 New England Col. ■	106
72 Pratt	54
73 Mass. Liberal Arts ■	71
75 Purchase St. ■	82
54 Westfield St. ■	87
61 St. Joseph's (Brkln)	58
46 D'Youville ■	64
69 Purchase St.	80
90 Purchase St.	65
68 St. Joseph's (Brkln) ■	67

Nickname: Raptors
 Colors: White & Black
 Arena: Stevenson Gym
 Capacity: 850; Year Built: 1988
 AD: Kristen E. Hall
 SID: Scott Swere

BARRY

Miami Shores, FL 33161II

Coach: Cesar Odio, Fla. Southern 1981

2004-05 RESULTS (23-9)

73 Bentley †	59
66 Indiana (Pa.) †	58
69 North Dakota †	63
73 P.R.-Cayey ■	53
61 Valdosta St.	66
91 Fla. Memorial ■	63
88 Webber Int'l †	65
79 Fla. Memorial	51
60 Eckerd	71
83 P.R.-Rio Piedras †	69
72 Lake Superior St. †	58
77 Fayetteville St. †	67
79 Pace ■	59
71 Molloy ■	55
77 Fla. Gulf Coast ■	57
71 Tampa ■	63
74 Nova Southeastern	75
46 Fla. Southern ■	50
71 Florida Tech ■	48
76 Rollins	42
79 Lynn	74
81 St. Leo ■	66
66 Eckerd ■	70
80 Nova Southeastern ■	52
73 Tampa	76
61 Fla. Southern	53
75 Florida Tech	66
67 Rollins ■	48
64 Lynn	69
75 St. Leo	74
54 Tampa	56
48 Montevallo	74

Nickname: Buccaneers
 Colors: Red, Black & Silver
 Arena: Health & Sports Center
 Capacity: 1,500; Year Built: 1990
 AD: Michael L. Covone
 SID: Dennis Jezek, Jr.

BARTON

Wilson, NC 27893-7000II

Coach: Ron Lieveuse,
 St. Thomas (Minn.) 1981

2004-05 RESULTS (18-11)

101 UNC Pembroke ■	81
77 St. Rose †	79
94 West Liberty St. †	93
64 Virginia St.	50
65 Elizabeth City St. †	68
57 Winthrop	86
75 Belmont Abbey ■	72
62 Virginia St. ■	58

66 Mount Olive ■	70
74 Anderson (S.C.)	73
83 Pfeiffer	75
66 Limestone ■	69
70 Queens (N.C.) ■	58
67 Coker ■	51
38 Erskine	68
91 St. Andrews	80
75 Belmont Abbey	66
88 Mount Olive	80
84 Anderson (S.C.) ■	66
77 Pfeiffer ■	92
58 Limestone	53
58 Queens (N.C.)	60
71 Lees-McRae ■	66
54 Erskine ■	71
86 St. Andrews ■	68
79 Coker	65
84 Lees-McRae	73
72 Erskine ■	70
81 Mount Olive †	90

Nickname: Bulldogs
 Colors: Royal Blue & White
 Arena: Wilson Gym
 Capacity: 2,500; Year Built: 1966
 AD: Gary W. Hall
 SID: John Hackney

BARUCH

New York, NY 10010-5585III

Coach: Ray Rankis, Lehman 1976

2004-05 RESULTS (17-9)

68 Arcadia †	42
71 New Jersey City	82
68 Yeshiva ■	64
102 Mt. St. Vincent ■	80
89 Farmingdale ■	68
84 Hunter	57
74 John Jay ■	49
85 CCNY	78
69 TCNJ ■	87
100 Fitchburg St. †	94
58 Western Conn. St.	91
63 Merchant Marine ■	56
67 Lehman	70
70 Maritime (N.Y.)	64
80 York (N.Y.) ■	72
93 City Tech	103
80 Staten Island ■	72
84 Medgar Evers	59
70 New Paltz St. ■	85
71 Polytechnic (N.Y.)	58
111 Brooklyn ■	69
88 CCNY ■	61
56 John Jay	57
94 Hunter ■	67
72 Lehman	81
69 CCNY †	72

Nickname: Bearcats
 Colors: Navy Blue and Columbia Blue
 Arena: Baruch College ARC Arena
 Capacity: 1,200; Year Built: 2002
 AD: William Eng
 SID: John Neves

BATES

Lewiston, ME 04240III

Coach: Joe Reilly, Trinity (Conn.) 1991

2004-05 RESULTS (19-8)

85 Mount Ida †	70
68 Colby-Sawyer †	61
77 Southern Me. ■	62
75 John Jay †	51
93 Mass.-Boston	70
85 Bowdoin	66
88 Green Mountain †	58
80 Norwich	74
65 Me.-Farmington ■	66

74	Husson ■	69
67	Plymouth St.	82
59	Colby	65
65	Endicott ■	68
71	Bowdoin ■	46
71	Colby ■	66
88	St. Joseph's (Me.)	61
86	Middlebury	66
80	Williams	70
71	Connecticut Col.	48
52	Wesleyan (Conn.)	54
80	Colby-Sawyer ■	73
73	Tufts ■	78
59	Amherst ■	78
69	Trinity (Conn.) ■	67
76	Williams ■	73
60	Tufts †	54
57	Amherst	65

Nickname: Bobcats
 Colors: Garnet
 Arena: Alumni Gymnasium
 Capacity: 750; Year Built: 1925
 AD: Suzanne R. Coffey
 SID: Aaron Todd

BAYLOR

Waco, TX 76798-7096.....I

Coach: Scott Drew, Butler 1993

2004-05 RESULTS (9-19)

92	Hillsdale Free Will ■	51
61	La.-Monroe ■	75
63	Ark.-Pine Bluff ■	53
58	Tex. A&M-Corp. Chris ■	73
43	Southern Methodist	77
75	Southern U. ■	62
97	Md.-East. Shore ■	73
84	Prairie View ■	52
73	Purdue	72
77	Chicago St. ■	59
60	Texas	79
86	Savannah St. ■	50
61	Oklahoma ■	65
67	Colorado ■	59
53	Oklahoma St.	82
66	Kansas ■	86
62	Texas A&M	74
51	Iowa St.	77
63	Oklahoma St. ■	81
67	Texas Tech	83
63	Nebraska ■	74
53	Missouri	60
60	Texas ■	75
69	Kansas St.	80
60	Oklahoma	103
66	Texas Tech ■	72
76	Texas A&M ■	84
57	Iowa St. †	77

Nickname: Bears
 Colors: Green & Gold
 Arena: Ferrell Center
 Capacity: 10,284; Year Built: 1988
 AD: Ian McCaw
 SID: Heath Nielsen

BECKER

Leicester, MA 01524III

Coach: Scott Dion, Bryant 1996

2004-05 RESULTS (2-23)

46	Worcester St.	100
88	Nichols †	100
64	Wentworth Inst.	80
74	Anna Maria ■	86
83	Johnson St. ■	65
71	Castleton St. ■	108
56	Coast Guard	88
66	Newbury ■	81
62	Fitchburg St.	98
64	Thomas ■	84

59	Me.-Farmington ■	95
65	Mount Ida	75
40	Lasell	82
73	Bard ■	72
49	Castleton St.	75
63	Johnson St.	79
33	Worcester St. ■	81
51	Elms	79
65	Mitchell ■	79
72	Mount Ida ■	92
61	Mass. Liberal Arts	84
59	Elms ■	87
48	Clark (Mass.)	73
54	Maine Maritime	89
62	Husson	87

Nickname: Hawks
 Colors: Royal Blue, White & Black
 Arena: Leicester Gymnasium
 Capacity: 500; Year Built: 1972
 AD: Craig Barnett
 SID: Herb Whitworth

BELLARMINE

Louisville, KY 40205-0671II

Coach: Chris Pullem, Eastern Ky. 1995

2004-05 RESULTS (9-18)

91	Delta St. ■	69
111	Cinn.-Clermont ■	63
108	Temple Baptist ■	47
64	Northern Ky. ■	60
84	St. Joseph's (Ind.)	99
78	Wis.-Parkside	84
90	Quincy ■	83
84	Delta St.	98
71	Oakland City ■	65
70	SIU Edwardsville ■	86
104	Temple Baptist ■	61
73	Southern Ind.	109
84	Ky. Wesleyan	97
79	Northern Ky.	85
82	Indianapolis	100
82	Wis.-Parkside ■	93
87	Lewis ■	93
62	Quincy	68
89	Mo.-St. Louis	72
60	Ky. Wesleyan ■	70
73	Oakland City	79
72	Indianapolis ■	87
99	St. Joseph's (Ind.) ■	96
65	Lewis	69
53	SIU Edwardsville	83
59	Mo.-St. Louis ■	62
59	Southern Ind. ■	73

Nickname: Knights
 Colors: Scarlet & Silver
 Arena: Knights Hall
 Capacity: 3,000; Year Built: 1960
 AD: Scott Wiegandt
 SID: Nels Popp

BELMONT

Nashville, TN 37212-3757I

Coach: Rick Byrd, Tennessee 1976

2004-05 RESULTS (14-16)

58	St. Mary's (Cal.) †	67
65	UC Riverside †	74
47	Middle Tenn.	66
86	Troy	73
91	Navy ■	66
76	UAB	107
67	Chattanooga ■	75
68	Tennessee	77
69	Auburn	73
78	Campbell	71
75	Gardner-Webb	79
74	Mercer ■	73
59	Georgia St. ■	46
68	Stetson	71

68	Jacksonville	70
71	Lipscomb ■	61
67	UCF ■	52
68	Fla. Atlantic ■	76
57	UCF	60
103	Fla. Atlantic	100
70	Stetson ■	69
89	Jacksonville ■	93
69	Georgia St.	59
65	Mercer	63
58	Gardner-Webb ■	67
81	Campbell ■	63
58	Lipscomb	59
75	Troy ■	64
67	Georgia St. ■	61
61	UCF ■	66

Nickname: Bruins
 Colors: Red, White & Navy Blue
 Arena: Curb Event Center
 Capacity: 5,000; Year Built: 2003
 AD: Michael D. Strickland
 SID: Matt Wilson

BELMONT ABBEY

Belmont, NC 28012-1802II

Coach: Dale Kuhl, Tiffin 1992

2004-05 RESULTS (10-18)

71	N.C. Central ■	65
50	East Caro.	77
77	Johnson C. Smith ■	89
72	Barton	75
62	Salem Int'l ■	77
56	Carson-Newman ■	69
48	Kennesaw St.	75
62	Erskine ■	69
68	Limestone ■	73
69	St. Andrews	62
44	Anderson (S.C.)	58
68	Queens (N.C.) ■	63
52	Mount Olive	73
56	N.C. Central	73
71	Coker ■	59
78	Lees-McRae ■	74
71	Pfeiffer	75
66	Barton ■	75
70	Anderson (S.C.) ■	63
68	Limestone	66
67	St. Andrews ■	66
48	Erskine ■	63
62	Coker	55
59	Mount Olive ■	74
74	Queens (N.C.)	70
64	Lees-McRae	69
79	Pfeiffer	90
80	Lees-McRae ■	83

Nickname: Crusaders
 Colors: Red & White
 Arena: The Wheeler Center
 Capacity: 1,500; Year Built: 1971
 AD: Eliane Kebbe
 SID: Matt Kline

BELOIT

Beloit, WI 53511-5595III

Coach: Cecil Youngblood,
 Augustana (Ill.) 1976

2004-05 RESULTS (8-15)

81	Maranatha Baptist	70
62	Marian (Wis.) †	59
77	Augustana (Ill.)	94
84	Aurora	105
64	St. Norbert	69
58	Ripon ■	65
53	Ill. Wesleyan ■	93
79	Carthage ■	60
55	Wis.-Whitewater ■	72
60	Carroll (Wis.)	59
63	Lawrence ■	68

118	Grinnell ■	116
88	Monmouth (Ill.) ■	86
58	Knox	68
75	Illinois Col.	84
68	Lake Forest ■	64
67	Knox ■	69
59	St. Norbert ■	77
86	Grinnell	85
67	Monmouth (Ill.)	85
69	Lawrence	81
72	Carroll (Wis.) ■	84
58	Ripon	70

Nickname: Buccaneers
 Colors: Navy Blue & Gold
 Arena: Flood Arena
 Capacity: 2,250; Year Built: 1986
 AD: Kim Chandler
 SID: Keith Domke

BEMIDJI ST.

Bemidji, MN 56601-2699II

Coach: Patrick Smith, Bluefield St. 1971

2004-05 RESULTS (17-12)

77	Minn. Duluth	90
78	Augustana (S.D.) †	103
72	Minn. St. Mankato	82
92	Lake Superior St. ■	83
68	North Dakota ■	57
88	Augustana (S.D.) ■	85
95	Colo. Christian	102
54	Regis (Colo.)	70
75	Colorado St.-Pueblo	73
87	N.M. Highlands †	67
73	St. Cloud St. ■	77
69	North Dakota	77
74	Upper Iowa ■	53
76	Concordia-St. Paul ■	65
94	Winona St. ■	77
68	Minn. St. Moorhead ■	61
84	Northern St. ■	87
70	Southwest Minn. St.	58
73	Wayne St. (Neb.)	72
81	Minn.-Crookston	70
88	Minn.-Crookston ■	79
70	Wayne St. (Neb.) ■	68
94	Southwest Minn. St. ■	84
94	Northern St.	82
68	Minn. St. Moorhead	80
67	Winona St.	80
70	Concordia-St. Paul	76
81	Minn.-Crookston ■	68
66	Northern St. †	76

Nickname: Beavers
 Colors: Kelly Green & White
 Arena: BSU Gymnasium
 Capacity: 2,000; Year Built: 1959
 AD: Rick Goeb
 SID: Brad Folestad

BENEDICT

Columbia, SC 29204II

Coach: Freddrell Watson, Benedict 1998

2004-05 RESULTS (18-10)

57	Kennesaw St.	67
59	Augusta St. ■	56
61	Livingstone ■	56
70	Fayetteville St. ■	66
56	Lane	58
64	Kentucky St.	72
64	Columbus St.	69
63	N.C. Central †	55
73	Miles	78
73	LeMoyn-Owen	59
83	Morehouse	62
80	Clark Atlanta ■	55
79	Lane †	76
91	Kentucky St. ■	79
64	Albany St. (Ga.)	67

61	Fort Valley St.	67
52	Clafin ■	58
77	Miles ■	64
87	LeMoyn-Owen ■	56
72	Paine ■	59
57	Tuskegee ■	52
64	Morehouse	54
58	Clark Atlanta	42
60	Tuskegee	58
66	Albany St. (Ga.) ■	75
73	Fort Valley St. ■	55
62	Paine	61
68	Kentucky St. †	78

Nickname: Tigers
 Colors: Purple & Gold
 Arena: Benjamin E. Mays Arena
 Capacity: 3,500
 AD: Willie Washington
 SID: Frankie Jackson

BENEDICTINE (ILL.)

Lisle, IL 60532-0900III

Coach: Keith Bunkenburg,
 Benedictine (Ill.) 1989

2004-05 RESULTS (21-7)

94	Illinois Tech	73
73	Lake Forest	69
59	Loyola (Ill.)	74
73	Carthage	62
100	Washington-St. Louis †	95
67	Illinois Col.	57
62	Eastern Ill.	86
89	St. Mary's (Minn.) ■	79
73	North Park	50
73	North Central (Ill.) ■	72
68	Edgewood	61
61	Milwaukee Engr.	58
68	Ill. Wesleyan ■	79
64	Dominican (Ill.)	57
79	Clarke	72
93	Eureka ■	70
90	Concordia (Ill.) ■	60
70	Aurora	73
61	Rockford	68
92	Dominican (Ill.) ■	79
65	Clarke ■	64
81	Rockford ■	77
73	Eureka	56
89	Concordia (Ill.)	58
85	Aurora ■	95
87	Eureka ■	42
78	Clarke ■	70
66	Aurora	69

Nickname: Eagles
 Colors: Red & White
 Arena: Dan & Ada Rice Center
 Capacity: 2,000; Year Built: 1976
 AD: Lynn O'Linski
 SID: Tony Hamilton

BENTLEY

Waltham, MA 02154-4705II

Coach: Jay Lawson,
 New Hampshire 1979

2004-05 RESULTS (30-6)

59	Barry †	73
90	Clayton St. †	74
79	Fla. Gulf Coast †	68
77	East Stroudsburg ■	70
68	Adelphi ■	71
91	Stonehill ■	86
101	Le Moyn	73
95	St. Michael's ■	70
82	St. Anselm	81
68	Merrimack ■	61
76	Assumption	65
78	New Haven ■	57
85	Francis Marion †	51
77	Rollins	67

76	Bryant	69
79	Assumption ■	61
76	American Int'l	61
94	Le Moyn	64
84	St. Michael's	79
86	St. Anselm ■	67
95	Merrimack	86
75	Stonehill	68
97	St. Rose ■	96
57	Southern Conn. St. ■	38
86	Pace ■	82
70	Franklin Pierce	67
49	Southern N.H.	52
70	Mass.-Lowell	72
81	Bryant ■	73
81	American Int'l ■	53
95	Pace ■	78
105	Southern N.H.	85
74	St. Anselm ■	79
85	Queens (N.Y.) ■	68
90	Southern N.H. ■	84
64	Bryant ■	74

Nickname: Falcons
 Colors: Blue & Gold
 Arena: Charles Dana PE Center
 Capacity: 2,600; Year Built: 1973
 AD: Robert Defelice
 SID: Dick Lipe

BETHANY (W.V.)

Bethany, WV 26032-0417III

Coach: Aaron Huffman,
 West Virginia 1997

2004-05 RESULTS (24-4)

72	Adrian †	74
91	Case Reserve †	82
109	Marietta	98
72	West Liberty St. †	95
117	Ohio-Eastern †	69
55	Muskingum ■	53
87	Hood	78
87	Penn St.-Altoona ■	69
97	La Roche ■	95
76	Hiram ■	70
96	Oberlin ■	69
80	Medaille	54
100	Lancaster Bible	68
89	Penn St.-McKeesport ■	69
86	Thiel ■	66
64	Wash. & Jeff.	66
120	Westminster (Pa.)	109
86	Waynesburg ■	61
72	Grove City ■	67
96	Lake Erie	93
78	Thiel	72
89	Wash. & Jeff. ■	64
110	Westminster (Pa.) ■	99
107	Waynesburg	68
78	Grove City	71
126	Thiel ■	86
94	Wash. & Jeff. ■	78
48	John Carroll	76

Nickname: Bison
 Colors: Kelly Green & White
 Arena: Hummel Field House
 Capacity: 800; Year Built: 1948
 AD: Steven Lee
 SID: Ernie Horn

BETHEL (MINN.)

St. Paul, MN 55112-6999III

Coach: Bob Bjorklund, Minnesota 1973

2004-05 RESULTS (19-8)

101	Martin Luther ■	63
88	Wis.-River Falls ■	62
82	Central (Iowa)	72
101	Macalester	76
112	Minn.-Morris ■	79
74	Augsburg	55

60	St. John's (Minn.)	65
82	Crown	61
92	St. Mary's (Minn.) ■	72
91	St. Olaf	77
74	Gust. Adolphus ■	79
63	St. Thomas (Minn.) ■	73
82	Concordia-M'head	83
82	Hamline	73
77	Carleton	73
73	Macalester	78
91	Augsburg ■	73
71	St. John's (Minn.) ■	59
74	St. Mary's (Minn.)	57
100	St. Olaf ■	77
63	Gust. Adolphus	65
57	St. Thomas (Minn.)	74
85	Concordia-M'head ■	69
88	Hamline ■	71
60	Carleton	77
79	Concordia-M'head ■	58
49	Gust. Adolphus	65

Nickname: Royals
 Colors: Blue & Gold
 Arena: Robertson PE Center
 Capacity: 2,000; Year Built: 1971
 AD: Robert Bjorklund
 SID: Greg Peterson

BETHUNE-COOKMAN

Daytona Beach, FL 32114-3099 I

Coach: Clifford Reed,
 Bethune-Cookman 1991

2004-05 RESULTS (13-17)

68	Maine	67
64	South Fla. †	89
70	Texas Southern ■	67
79	Hampton	78
53	Norfolk St.	68
56	Oregon St.	69
65	Oregon	73
60	Portland St.	80
67	Georgia	78
73	Savannah St.	64
77	Florida A&M	64
61	Md.-East. Shore ■	58
58	Virginia Tech	69
62	Morgan St.	77
61	Coppin St.	65
38	South Carolina St. ■	64
83	N.C. A&T ■	78
71	Howard	46
61	Delaware St. ■	63
71	Hampton ■	70
49	Norfolk St. ■	69
78	Savannah St. ■	69
68	Md.-East. Shore	58
73	Morgan St.	71
64	Coppin St. ■	75
57	South Carolina St. †	70
60	N.C. A&T	63
65	Florida A&M ■	67
76	N.C. A&T †	62
43	Delaware St. †	66

Nickname: Wildcats
 Colors: Maroon & Gold
 Arena: Moore Gymnasium
 Capacity: 3,000; Year Built: 1953
 AD: Lynn W. Thompson
 SID: Bryan J. Harvey

BINGHAMTON

Binghamton, NY 13902-6000I

Coach: Al Walker, Brockport St. 1981

2004-05 RESULTS (12-17)

46	Michigan	59
52	Kent St. †	77
57	Sam Houston St. †	44
63	Hofstra ■	76
71	St. Francis (N.Y.) ■	63

77	Brown	79
56	Syracuse	86
53	Vermont	83
63	Ohio †	67
65	Colgate †	61
68	Northeastern	75
65	Maine ■	52
54	Boston U.	69
62	Albany (N.Y.)	68
60	New Hampshire ■	69
72	Stony Brook ■	45
59	UMBC	61
44	Vermont ■	71
59	Northeastern ■	69
66	Hartford ■	38
67	Maine	60
67	Albany (N.Y.) ■	53
62	New Hampshire	54
61	UMBC ■	51
55	Stony Brook	57
54	Hartford	58
65	Boston U. ■	48
76	Albany (N.Y.) ■	70
65	Vermont ■	76

Nickname: Bearcats
 Colors: Green & Black
 Arena: Events Center
 Capacity: 5,511; Year Built: 2004
 AD: Joel Thirer
 SID: John Hartrick

BIRMINGHAM-SO.

Birmingham, AL 35254I

Coach: Duane Reboul,
 New Orleans 1972

2004-05 RESULTS (16-14)

79	Alabama A&M †	69
48	Mississippi St. †	55
81	Northeastern †	70
67	Marist	66
60	Massachusetts	64
113	Tenn. Wesleyan ■	61
55	Indiana St.	62
71	Alabama St.	63
57	Tex.-Pan American	69
64	Tenn.-Martin †	53
64	Chattanooga	59
61	Radford ■	59
72	High Point	85
72	Liberty	74
58	UNC Asheville ■	78
57	Winthrop	65
67	Charleston So. ■	41
68	Coastal Caro. ■	69
66	VMI	59
64	Radford	62
69	Liberty ■	73
74	High Point ■	73
41	Winthrop	55
59	UNC Asheville	68
78	Tex.-Pan American ■	69
60	VMI ■	48
48	Charleston So.	51
68	Coastal Caro.	55
69	Radford ■	40
64	Winthrop	78

Nickname: Panthers
 Colors: Black & Gold
 Arena: Bill Battle Coliseum
 Capacity: 1,800; Year Built: 1980
 AD: Joe Dean, Jr.
 SID: Jason Falls

BLACKBURN

Carlinville, IL 62626III

Coach: David Kaneshiro, Beloit 1994

2004-05 RESULTS (18-10)

59	Dominican (Ill.) †	55
71	Concordia (Ill.) †	59
61	Eureka	56

53	Rose-Hulman ■	72
55	Millikin	44
56	Elmhurst	71
71	Robert Morris-Chi. ■	68
44	SIU Edwardsville	54
57	Washington-St. Louis	74
81	Aurora ■	86
67	Hannibal-La Grange ■	53
59	Principia	70
61	Webster ■	58
71	Greenville	65
69	Maryville (Mo.)	75
63	Westminster (Mo.) ■	58
71	Fontbonne ■	57
85	MacMurray	84
78	Principia ■	72
77	Webster	85
62	Greenville ■	56
79	Maryville (Mo.) ■	76
71	Westminster (Mo.)	78
68	Fontbonne	59
98	MacMurray ■	85
71	Maryville (Mo.)	68
65	Webster	52
49	Hanover	69

Nickname: Battlin' Beavers
 Colors: Scarlet & Black
 Arena: Dawes Gymnasium
 Capacity: 500; Year Built: 1938
 AD: Joe Ramsey
 SID: Mary McNeely

BLOOMFIELD

Bloomfield, NJ 07003II

Coach: Gerald Holmes,
 N.J. Inst. of Tech. 1987

2004-05 RESULTS (24-8)

84	Assumption ■	75
72	Bridgeport	66
93	Franklin Pierce †	92
94	Wilmington (Del.) ■	83
83	Caldwell	71
90	Goldey-Beacom ■	60
79	Phila. Sciences ■	75
106	Pace ■	94
89	Franklin Pierce †	81
68	Bryant	99
70	West Chester ■	71
84	Felician ■	87
81	Post	73
74	Nyack	83
80	NJIT ■	78
77	Holy Family	104
78	Wilmington (Del.)	57
61	Dominican (N.Y.)	73
78	Caldwell ■	63
76	Goldey-Beacom	56
87	Phila. Sciences	69
103	Felician	99
88	Post ■	77
76	Nyack ■	79
76	NJIT	73
96	Holy Family ■	89
81	Dominican (N.Y.) ■	72
79	Dominican (N.Y.) ■	68
107	Felician †	69
91	Caldwell	67
79	St. Anselm †	77
59	Bryant †	76

Nickname: Deacons
 Colors: Maroon & Gold
 Arena: Bloomfield College Gymnasium
 Capacity: 450; Year Built: 1958
 AD: Sheila Wooten
 SID: Nancy D'Uva

BLOOMSBURG

Bloomsburg, PA 17815.....II

Coach: Terry Conrad, Bloomsburg 1983

2004-05 RESULTS (6-21)

75	Pitt.-Johnstown ■	83
73	Felician †	86
63	Goldey-Beacom †	59

64	Mercyhurst ■	91
65	Indiana (Pa.) †	98
81	Roberts Wesleyan †	63
51	California (Pa.) ■	84
60	Clarion	77
58	Pitt.-Johnstown	82
87	Edinboro	92
63	Slippery Rock ■	58
52	California (Pa.)	77
63	Shippensburg	78
53	East Stroudsburg ■	70
69	Indiana (Pa.) ■	98
62	Lock Haven ■	54
56	Kutztown	81
58	Cheyney ■	55
65	Mansfield	104
51	West Chester ■	71
69	Millersville	84
59	East Stroudsburg	77
72	Kutztown ■	69
74	Cheyney	81
88	Mansfield	89
60	West Chester	78
74	Millersville ■	88

Nickname: Huskies
 Colors: Maroon & Gold
 Arena: E.H. Nelson Fieldhouse
 Capacity: 2,000; Year Built: 1972
 AD: Mary Gardner
 SID: Tom McGuire

BLUEFIELD ST.

Bluefield, WV 24701-2198.....II

Coach: Donald Jones, Bluefield St.

2004-05 RESULTS (3-25)

62	Elizabeth City St.	75
56	Mount Olive	100
90	Lees-McRae †	100
87	Concord ■	90
80	Mount Olive ■	98
77	Bluefield Col.	87
76	Catawba	118
61	Lenoir-Rhyne †	91
67	Catawba ■	81
61	Salem Int'l ■	82
64	West Virginia St. ■	83
85	Concord	94
59	Charleston (W.V.)	90
67	Ohio Valley ■	71
72	Alderson-Broadus	93
85	West Va. Wesleyan	104
67	Shepherd ■	78
72	Glenville St. ■	71
63	West Va. Tech ■	73
84	Fairmont St. ■	73
71	Wheeling Jesuit	87
79	West Liberty St.	87
83	Concord ■	82
79	Davis & Elkins	83
76	West Va. Tech	86
76	West Virginia St.	100
74	Charleston (W.V.) ■	88
66	Charleston (W.V.)	74

Nickname: Big Blues
 Colors: Blue & Gold
 Arena: Ned Shott Gymnasium
 Capacity: 1,500; Year Built: 1969
 AD: Terry W. Brown
 SID: Terry W. Brown

BLUFFTON

Bluffton, OH 45817-2104III

Coach: Guy Neal, Bowling Green 1982

2004-05 RESULTS (14-13)

42	Lebanon Valley †	62
76	Maritime (N.Y.) †	56
75	Earlham	64
86	Heidelberg ■	93
89	Kenyon ■	56

64	Adrian	74
60	Bowling Green	87
78	Hiram	66
82	Denison ■	78
61	Lake Erie ■	59
59	Hanover	55
61	Manchester	63
71	Franklin	86
75	Transylvania ■	80
101	Marygrove ■	71
70	Mt. St. Joseph	60
92	Anderson (Ind.) ■	81
74	Defiance	82
51	Hanover ■	74
72	Franklin ■	65
64	Transylvania	90
69	Mt. St. Joseph ■	67
67	Anderson (Ind.)	69
89	Defiance ■	66
81	Manchester ■	83
77	Manchester	70
67	Hanover	77

Nickname: Beavers
 Colors: Royal Purple and White
 Arena: Founders Hall
 Capacity: 1,500; Year Built: 1952
 AD: Phill Talavina
 SID: Ben Risinger

BOISE ST.

Boise, ID 83725-1020.....I

Coach: Greg Graham, Oregon 1978

2004-05 RESULTS (16-18)

76	Idaho ■	66
54	Henderson St. ■	52
48	Southeastern La. ■	56
63	Portland St. ■	51
55	Utah Valley St.	74
70	Idaho	90
77	Brigham Young	67
78	Eastern Wash. ■	67
79	Oregon St. ■	90
83	Elon ■	67
59	Idaho St. ■	64
77	UTEP ■	91
72	Tulsa ■	71
75	Rice	87
82	Fresno St.	89
66	Nevada	84
72	San Jose St. ■	62
80	Hawaii ■	76
60	Louisiana Tech	93
69	Southern Methodist	78
52	Rice	68
63	Tulsa	76
57	Nevada ■	67
82	Fresno St. ■	68
67	Hawaii	81
80	Weber St. ■	66
72	San Jose St.	69
62	Southern Methodist ■	80
79	Louisiana Tech ■	75
64	UTEP	78
83	Tulsa †	73
73	Nevada	72
86	Fresno St. †	85
78	UTEP †	91

Nickname: Broncos
 Colors: Blue & Orange
 Arena: Taco Bell Arena
 Capacity: 12,380; Year Built: 1982
 AD: Gene Bleymaier
 SID: Todd Miles

BOSTON COLLEGE

Chestnut Hill, MA 02467-3861 ..I

Coach: Al Skinner, Massachusetts 1974

2004-05 RESULTS (25-5)

72	Maine ■	58
84	New Hampshire ■	62
79	Clemson	70
87	Long Island ■	46
74	UCLA †	64

63	Holy Cross ■	60
80	Boston U. ■	74
82	Yale ■	80
88	Duquesne ■	70
67	Kent St. ■	65
67	Massachusetts	48
75	Connecticut	70
69	Providence ■	60
73	West Virginia	53
67	Villanova ■	66
79	St. John's (N.Y.)	73
78	Providence	75
64	Georgetown ■	49
62	West Virginia ■	50
60	Seton Hall	52
65	Notre Dame	68
74	Rutgers ■	64
65	Syracuse ■	60
70	Villanova	76
70	Seton Hall ■	58
50	Pittsburgh ■	72
78	Rutgers	66
72	West Virginia †	78
85	Penn †	65
75	Wis.-Milwaukee †	83

Nickname: Eagles
 Colors: Maroon & Gold
 Arena: Silvio O. Conte Forum
 Capacity: 8,606; Year Built: 1988
 AD: Gene DeFilippo
 SID: Chris Cameron

BOSTON U.

Boston, MA 02215I

Coach: Dennis Wolff, Connecticut 1978

2004-05 RESULTS (20-9)

48	Holy Cross ■	58
66	Fordham ■	51
71	Youngstown St.	55
73	Rhode Island	68
65	New Hampshire	52
92	Harvard	55
74	Boston College	80
63	Michigan	52
62	Canisius ■	45
65	Massachusetts	67
72	Albany (N.Y.)	69
73	Hartford ■	22
69	Binghamton ■	54
67	UMBC ■	51
58	Vermont	69
75	Northeastern	77
65	Stony Brook	47
79	New Hampshire ■	63
48	Albany (N.Y.) ■	47
52	Maine	43
65	Hartford	46
61	UMBC	51
61	Vermont ■	55
57	Stony Brook ■	50
48	Northeastern ■	63
66	Maine ■	50
48	Binghamton	65
45	Maine †	47
34	Georgetown	64

Nickname: Terriers
 Colors: Scarlet & White
 Arena: Case Gym
 Capacity: 1,800; Year Built: 1971
 AD: Michael P. Lynch
 SID: Stephan Lemon

BOWDOIN

Brunswick, ME 04011III

Coach: Tim Gilbride, Providence 1974

2004-05 RESULTS (13-12)

66	Lasell †	76
85	Me.-Fort Kent †	74
78	New England	61
86	Southern Me. ■	70
66	Bates ■	85

103 Boston Baptist †	46
65 Me.-Presque Isle	51
73 Colby-Sawyer	87
64 Colby ■	82
80 Me.-Farmington	71
67 Babson ■	62
46 Bates	71
65 Tufts	82
71 Colby	75
77 St. Joseph's (Me.)	48
60 Amherst ■	69
73 Trinity (Conn.) ■	93
72 Plymouth St.	88
64 Wesleyan (Conn.) ■	48
75 Connecticut Col. ■	56
80 Maine Maritime ■	54
74 Middlebury	72
81 Williams	88
75 Husson ■	73
68 Amherst	74

Nickname: Polar Bears
 Colors: White
 Arena: Morrell Gymnasium
 Capacity: 2,000; Year Built: 1965
 AD: Jeffrey H. Ward
 SID: Jim Caton

BOWIE ST.

Bowie, MD 20715-9465II

Coach: Luke D'Alessio, Catholic 1983

2004-05 RESULTS (26-5)

104 Cheyney ■	94
78 Goldey-Beacom ■	56
113 Felician ■	58
86 Mansfield	72
100 Columbia Union	48
106 Lincoln (Pa.)	93
92 St. Augustine's ■	68
123 Wilmington (Del.) ■	64
101 West Virginia St. ■	79
77 Salem Int'l	81
78 Virginia St.	77
77 N.C. Central ■	79
60 Livingstone	57
83 Shaw ■	64
86 Johnson C. Smith ■	61
75 Pitt-Johnstown	64
80 Virginia Union	65
62 Winston-Salem	67
74 Elizabeth City St. ■	63
87 Fayetteville St. ■	65
95 Virginia Union ■	94
92 St. Paul's ■	57
82 Shaw	75
85 Virginia St. ■	71
86 St. Paul's	80
53 Elizabeth City St.	44
89 Columbia Union ■	72
59 Fayetteville St. †	61
91 Tusculum ■	88
84 Columbus St. ■	72
64 Virginia Union ■	70

Nickname: Bulldogs
 Colors: Black & Gold
 Arena: A.C. Jordan Arena
 Capacity: 2,200; Year Built: 1973
 AD: Derek Carter
 SID: Gregory C. Goings

BOWLING GREEN

Bowling Green, OH 43403I

Coach: Dan Dakich, Indiana 1985

2004-05 RESULTS (18-11)

59 Detroit	53
59 DePaul	69
63 Ill.-Chicago ■	51
81 Bradley ■	65
87 Bluffton ■	60
81 Youngstown St.	59

86 IPFW ■	70
53 Oakland	77
95 Buffalo ■	88
69 Marshall	64
78 Northern Ill. ■	67
79 Eastern Mich.	63
61 Western Mich. ■	70
62 Ball St.	86
70 Toledo	69
77 Central Mich.	73
69 Ohio	72
69 Akron ■	71
78 Ohio ■	63
50 Toledo	58
77 Kent St.	73
70 Ball St. ■	69
74 Ark.-Little Rock ■	66
61 Northern Ill.	72
57 Miami (Ohio) ■	56
52 Western Mich.	77
66 Central Mich. ■	71
75 Ball St.	73
65 Miami (Ohio) †	85

Nickname: Falcons
 Colors: Orange & Brown
 Arena: Anderson Arena
 Capacity: 4,700; Year Built: 1960
 AD: Paul Krebs
 SID: J.D. Campbell

BRADLEY

Peoria, IL 61625I

Coach: Jim Les, Bradley 1986

2004-05 RESULTS (13-15)

77 Southeast Mo. St. ■	73
64 Loyola (Ill.) ■	62
65 Bowling Green	81
76 Northern Ill.	74
63 DePaul ■	53
75 Butler ■	66
76 Pepperdine ■	58
79 Samford ■	59
62 Creighton	71
76 Indiana St. ■	66
81 Missouri St. ■	70
73 Drake	79
73 Wichita St.	88
81 Evansville ■	76
59 Southern Ill.	67
71 UNI ■	65
65 Creighton ■	74
63 Indiana St.	73
73 Southern Ill. ■	89
62 Illinois St.	69
66 Missouri St.	80
74 Wichita St. ■	68
66 Evansville	76
60 Western Ky.	75
77 Illinois St. ■	61
72 UNI	81
69 Drake ■	79
61 Indiana St. †	63

Nickname: Braves
 Colors: Red & White
 Arena: Carver Arena
 Capacity: 11,300; Year Built: 1982
 AD: Kenneth E. Kavanagh
 SID: Bobby Parker

BRANDEIS

Waltham, MA 02454-9110III

Coach: Brian Meehan,
 Clark (Mass.) 1986

2004-05 RESULTS (14-11)

70 Colby-Sawyer ■	75
98 Mount Ida ■	51
78 Wheaton (Mass.)	93
102 Emerson	68

76 Babson	74
73 Suffolk ■	57
82 Clark (Mass.) ■	38
91 Mass.-Dartmouth ■	62
49 Davidson	69
63 Rochester ■	64
69 Carnegie Mellon ■	86
87 Tufts	72
79 New York U. ■	77
74 Case Reserve	66
71 Emory	66
62 Washington-St. Louis ■	93
88 Chicago ■	75
61 Amherst	65
65 Chicago	80
65 Washington-St. Louis	80
73 Carnegie Mellon	72
67 Rochester	76
79 Emory ■	72
94 Case Reserve ■	78
52 New York U.	77

Nickname: Judges
 Colors: Blue & White
 Arena: Auerbach Arena
 Capacity: 2,500; Year Built: 1992
 AD: Sheryl Sousa
 SID: Adam Levin

BRIDGEPORT

Bridgeport, CT 06601II

Coach: Mike Ruane, Alvernia 1992

2004-05 RESULTS (21-9)

81 St. Rose ■	72
66 Bloomfield ■	72
89 Post ■	83
101 Molloy ■	86
55 Mercy	71
66 Concordia (N.Y.) ■	58
69 NYIT	68
76 Philadelphia U. ■	70
69 C.W. Post	80
53 New Haven ■	52
84 Southampton	76
71 Queens (N.Y.)	69
86 Dowling	61
79 Concordia (N.Y.)	60
51 Adelphi ■	59
79 Molloy	65
54 New Haven	52
77 NYIT ■	82
92 Dowling	86
64 C.W. Post ■	61
97 St. Thomas Aquinas ■	59
74 Philadelphia U.	82
66 Mercy ■	72
57 Adelphi	54
99 Southampton ■	49
93 St. Thomas Aquinas	99
84 Queens (N.Y.) ■	77
61 C.W. Post ■	69
73 Felician ■	62
80 Holy Family ■	67

Nickname: Purple Knights
 Colors: Purple & White
 Arena: Harvey Hubbell Gym
 Capacity: 2,000; Year Built: 1963
 AD: Jay Moran
 SID: Ken Johnson, Jr.

BRIDGEWATER (VA.)

Bridgewater, VA 22812-1599 ..III

Coach: Bill Leatherman, Milligan 1966

2004-05 RESULTS (17-9)

91 Christendom †	52
108 Lancaster Bible †	69
67 Juniata	60
55 UNC Greensboro	92
53 Wash. & Lee	43
73 East Mennonite ■	54

75 Roanoke	66
68 Gallaudet ■	43
74 Ferrum ■	62
67 Shenandoah ■	68
65 Randolph-Macon	79
84 Hampden-Sydney	72
60 Lynchburg ■	62
72 Va. Wesleyan ■	60
70 Emory & Henry ■	65
93 Guilford ■	80
77 Wash. & Lee ■	56
80 East Mennonite	75
54 Hampden-Sydney ■	63
64 Lynchburg	58
67 Guilford	72
87 Emory & Henry	91
81 Roanoke ■	75
55 Va. Wesleyan	80
77 Randolph-Macon ■	72
62 Guilford †	85

Nickname: Eagles
 Colors: Cardinal & Vegas Gold
 Arena: Nininger Hall
 Capacity: 1,200; Year Built: 1957
 AD: Curtis L. Kendall
 SID: Steve Cox

BRIDGEWATER ST.

Bridgewater, MA 02325-9998 ..III

Coach: Joe Farroba, Boston St. 1976

2004-05 RESULTS (14-12)

92 Elms ■	87
72 Springfield ■	64
81 WPI ■	97
59 Mass.-Dartmouth ■	62
58 Union (N.Y.)	72
81 Mount Ida ■	60
77 Wheaton (Mass.)	94
82 St. Lawrence †	53
66 Linfield †	72
87 Ramapo †	94
78 Rhode Island Col.	73
67 Westfield St. ■	62
62 Framingham St.	72
84 Mass. Liberal Arts ■	47
79 Mass.-Boston	78
98 Worcester St. ■	87
78 Salem St.	82
81 Fitchburg St.	59
61 Westfield St.	82
75 Framingham St. ■	66
66 Mass. Liberal Arts	49
72 Mitchell	57
77 Worcester St.	80
71 Salem St. ■	73
84 Fitchburg St. ■	69
47 Framingham St.	48

Nickname: Bears
 Colors: Crimson & White
 Arena: Adrian Tinsley Center
 Capacity: 1,000; Year Built: 2002
 AD: John C. Harper
 SID: Mike Holbrook

BRIGHAM YOUNG

Provo, UT 84602I

Coach: Steve Cleveland, UC Irvine 1976

2004-05 RESULTS (9-21)

50 North Carolina †	86
53 Stanford †	62
77 Chaminade †	56
64 California ■	67
57 Utah St.	71
82 Southern California	87
90 Boise St. ■	77
46 Washington St. †	49
62 Utah St. ■	84
61 North Carolina St. ■	72
79 Weber St.	61

77	Southern Utah ■	52
87	Santa Clara ■	74
51	St. Mary's (Cal.)	72
57	San Diego St. ■	59
110	Mont. St.-Billings ■	70
67	Colorado St.	74
71	Wyoming	83
49	Air Force ■	52
68	New Mexico ■	53
58	Utah ■	72
82	UNLV	72
58	San Diego St.	66
58	Wyoming ■	59
50	Colorado St. ■	49
72	New Mexico	91
39	Air Force	70
60	Utah	69
66	UNLV ■	76
71	New Mexico †	85

Nickname: Cougars
 Colors: Dark Blue and White
 Arena: Marriott Center
 Capacity: 22,700; Year Built: 1971
 AD: Tom Holmoe
 SID: Brett Pyne

BYU-HAWAII

Laie, HI 96762-1294II

Coach: Ken Wagner,
 Brigham Young 1979

2004-05 RESULTS (16-9)

94	Winona St. ■	84
104	Northwood ■	63
79	Louisville ■	89
97	Oakland City ■	75
81	Hawaii Pacific	73
90	St. Thomas Aquinas ■	70
79	Sonoma St.	88
81	Humboldt St.	83
70	Cal Poly Pomona	84
82	Hawaii Pacific ■	81
90	Hawaii-Hilo ■	87
100	Mont. St.-Billings	99
74	Western N.M.	70
88	Western N.M.	64
100	Chaminade ■	83
93	Hawaii-Hilo	96
86	Hawaii-Hilo	90
75	Hawaii Pacific	77
89	Hawaii Pacific ■	73
94	Western N.M. ■	63
115	Mont. St.-Billings ■	84
118	Mont. St.-Billings ■	84
80	Chaminade	90
104	Chaminade ■	102
69	Western Wash.	80

Nickname: Seasiders
 Colors: Crimson, Gray & Gold
 Arena: Cannon Activities Center
 Capacity: 4,338; Year Built: 1981
 AD: A. Kenyon Wagner
 SID: Scott Lowe

BROCKPORT ST.

Brockport, NY 14420-2989III

Coach: Nelson Whitmore,
 St. John Fisher 1992

2004-05 RESULTS (18-10)

107	Medaille ■	52
96	Pitt.-Bradford ■	89
91	St. John Fisher	104
90	Fredonia St.	71
79	Plattsburgh St. ■	80
61	Potsdam St. ■	81
82	Hamilton ■	70
71	St. Lawrence ■	63
68	Nazareth †	69
111	Keuka †	78

100	Wesleyan (Ga.) ■	81
89	Oswego St. ■	73
106	Oneonta St. ■	76
62	Cortland St. ■	60
67	Oneonta St.	68
105	New Paltz St.	87
79	Geneseo St. ■	69
101	Fredonia St. ■	83
80	Oswego St.	81
80	Buffalo St.	74
76	Potsdam St.	66
99	Utica/Rome ■	86
63	Cortland St.	70
78	Geneseo St.	82
77	Plattsburgh St.	81
98	Rochester Inst.	92
94	Skidmore †	61
75	Oswego St.	77

Nickname: Golden Eagles
 Colors: Green & Gold
 Arena: Tuttle North Gym
 Capacity: 3,000; Year Built: 1973
 AD: Linda J. Case
 SID: Eric McDowell

BROOKLYN

Brooklyn, NY 11210III

Coach: Steve Podias, Fordham 1978

2004-05 RESULTS (11-14)

97	Berkeley ■	71
92	Pratt	68
82	Maritime (N.Y.)	69
74	St. Joseph's (Brkln) ■	69
52	Yeshiva	74
55	City Tech ■	91
59	Staten Island ■	76
61	Rutgers-Newark †	98
58	Medgar Evers	73
79	Purchase St.	74
72	Stevens Institute	68
67	John Jay	61
56	CCNY	69
65	York (N.Y.)	59
67	Lehman ■	84
46	John Jay †	57
72	Nichols †	66
94	Hunter	87
69	Baruch	111
67	St. Joseph's (Brkln)	84
62	Staten Island	76
72	City Tech	89
80	Purchase St. ■	67
85	Medgar Evers ■	86
81	York (N.Y.) ■	85

Nickname: Bridges
 Colors: Maroon & Gold
 Arena: Roosevelt Gymnasium
 Capacity: 800; Year Built: 1935
 AD: Bruce Filosa
 SID: Alex Lang

BROWN

Providence, RI 02912I

Coach: Glen Miller, Connecticut 1986

2004-05 RESULTS (12-16)

60	Missouri	68
79	Sam Houston St. †	92
62	Rhode Island	72
44	Wright St.	67
76	Wagner	60
79	Binghamton ■	77
77	Hartford ■	65
76	New Hampshire ■	64
71	Holy Cross ■	84
83	UCF	82
65	Charleston So. †	52
63	Providence	79
56	Canisius	67

87	Md.-East. Shore	38
57	Princeton	52
60	Penn	83
75	Cornell	76
54	Columbia	52
53	Harvard ■	64
40	Dartmouth ■	48
62	Penn ■	79
52	Princeton ■	69
70	Yale	64
64	Dartmouth	66
68	Harvard	80
80	Columbia ■	56
61	Cornell ■	77
75	Yale ■	65

Nickname: Bears
 Colors: Brown, Red & White
 Arena: Pizzitola Sports Center
 Capacity: 3,100; Year Built: 1989
 AD: Joan Taylor
 SID: Chris Humm

BRYANT

Smithfield, RI 02917-1284II

Coach: Max Good, Eastern Ky. 1969

2004-05 RESULTS (25-9)

78	American Int'l ■	67
71	St. Rose ■	93
74	Pace	77
82	Southern Conn. St. ■	55
65	Stonehill ■	71
85	NJIT	47
95	Holy Family	70
78	NJIT ■	69
99	Bloomfield ■	38
90	Assumption	62
69	Bentley ■	76
58	Stonehill	79
68	Merrimack ■	90
91	Assumption	70
75	American Int'l	57
73	St. Rose	62
88	Pace ■	60
80	Southern Conn. St.	47
68	Franklin Pierce ■	56
57	Mass.-Lowell	52
76	Southern N.H. ■	72
56	Le Moyne	49
76	St. Anselm ■	63
96	St. Michael's	64
73	Bentley	81
73	Merrimack	49
60	Franklin Pierce ■	57
79	St. Anselm	81
69	Adelphi †	48
76	Bloomfield †	59
74	Bentley	64
84	Mount Olive †	69
60	Tarleton St. †	55
58	Virginia Union †	63

Nickname: Bulldogs
 Colors: Black, Gold & White
 Arena: Chace Athletic Center
 Capacity: 2,700; Year Built: 1971
 AD: Dan Gaviitt
 SID: Jason Sullivan

BUCKNELL

Lewisburg, PA 17837I

Coach: Pat Flannery, Bucknell 1980

2004-05 RESULTS (23-10)

48	Princeton †	61
67	Northern Colo. †	54
69	Rider ■	50
65	St. Francis (Pa.) ■	70
62	Stephen F. Austin †	49
55	Iowa St.	62
52	Penn	65
73	Yale	65

60	Robert Morris ■	45
59	Cornell	44
76	Niagara ■	74
69	St. Joseph's	62
69	Pittsburgh	66
59	Holy Cross ■	43
71	Colgate	69
63	Army ■	46
71	Lafayette ■	54
65	Lehigh ■	63
59	American	68
62	Navy	66
89	Lafayette	69
54	Lehigh	57
65	American ■	52
71	Navy ■	60
51	Villanova	89
69	Army	55
54	Holy Cross	69
60	Colgate ■	59
70	Lafayette ■	34
53	American ■	35
61	Holy Cross	57
64	Kansas †	63
62	Wisconsin †	71

Nickname: Bison
 Colors: Orange & Blue
 Arena: Sojka Pavilion
 Capacity: 4,000; Year Built: 2003
 AD: John P. Hardt
 SID: Jon Terry

BUENA VISTA

Storm Lake, IA 50588-9990III

Coach: Brian VanHaafden,
 Northwestern (Iowa)

2004-05 RESULTS (26-4)

71	Wis.-La Crosse ■	61
70	Wis.-Eau Claire ■	60
54	Gust. Adolphus	45
90	Dordt ■	85
64	Cornell College	60
100	Grand View ■	56
95	Bethany Lutheran	72
61	Ithaca †	54
57	Rensselaer †	53
65	South Dakota St.	75
61	Wartburg	72
106	Dubuque ■	68
90	Simpson ■	75
69	Coe ■	68
75	Central (Iowa)	72
73	Loras	84
94	Luther ■	59
103	Cornell College ■	55
67	Coe	65
81	Central (Iowa) ■	65
65	Loras ■	61
64	Luther	54
80	Dubuque	65
79	Simpson	69
75	Wartburg ■	64
103	Central (Iowa) ■	80
77	Luther ■	62
79	Wartburg	68
91	Edgewood ■	74
82	Puget Sound	85

Nickname: Beavers
 Colors: Navy Blue & Gold
 Arena: Siebens Fieldhouse
 Capacity: 3,500; Year Built: 1969
 AD: Jan Travis
 SID: Nick Huber

BUFFALO

Buffalo, NY 14260I

Coach: Reggie Witherspoon,
 Empire St. 1995

2004-05 RESULTS (23-10)

68	Connecticut	90
87	Fairleigh Dickinson ■	84
92	Indiana St. ■	64
74	Colgate ■	62

53	Western Mich. ■	70
70	Elon	63
95	Niagara ■	92
69	Canisius	65
72	Penn St.	70
88	Bowling Green	95
83	Central Mich.	67
56	Toledo ■	54
59	Akron	75
67	Miami (Ohio) ■	56
80	Kent St.	85
86	Northern Ill. ■	80
78	Marshall ■	65
80	Eastern Mich.	68
90	Ohio ■	92
74	Miami (Ohio)	77
85	Western Mich.	79
67	Ball St. ■	58
77	Kent St. ■	66
52	Fresno St.	49
68	Marshall	55
77	Ohio	90
72	Akron ■	56
73	Northern Ill. ■	66
85	Toledo †	72
75	Western Mich. †	68
79	Ohio †	80
81	Drexel ■	76
50	St. Joseph's	55

Nickname: Bulls
 Colors: Royal Blue & White
 Arena: Alumni Arena
 Capacity: 8,500; Year Built: 1982
 AD: Warde Manuel
 SID: Jon Fuller

BUFFALO ST.

Buffalo, NY 14222-1095III

Coach: Richard Bihl, Buffalo St. 1969

2004-05 RESULTS (10-15)

57	Clark (Mass.) ■	51
68	Capital ■	72
65	Oneonta St. ■	62
80	New Paltz St. ■	65
85	D'Youville ■	75
87	Hilbert ■	68
54	Carroll (Wis.) †	90
80	Marian (Wis.) †	65
79	Rockford †	76
64	Neumann †	76
60	Cortland St. ■	69
77	Utica/Rome	80
62	Oswego St.	67
51	Potsdam St.	72
69	Plattsburgh St.	74
51	Geneseo St.	75
60	Plattsburgh St. ■	69
80	Utica/Rome ■	63
80	Fredonia St. ■	72
74	Brockport St. ■	80
58	Cortland St.	69
69	New Paltz St.	65
72	Fredonia St.	76
55	Oswego St. ■	73
73	Potsdam St.	89

Nickname: Bengals
 Colors: Orange & Black
 Arena: Sports Arena
 Capacity: 3,500; Year Built: 1991
 AD: Jerry S. Boyes
 SID: Jeff Ventura

BUTLER

Indianapolis, IN 46208-3485I

Coach: Todd Lickliter, Butler 1979

2004-05 RESULTS (13-15)

80	South Dakota St. ■	52
79	Greenville ■	43
61	Miami (Ohio) ■	48
58	Ohio	64

66	Bradley	75
54	Indiana St.	57
73	IPFW ■	39
74	Ball St. ■	68
68	Richmond †	69
62	Eastern Wash. †	67
68	Wis.-Milwaukee ■	71
50	Wis.-Green Bay ■	57
77	Loyola (Ill.)	72
59	Detroit	72
50	Youngstown St. ■	37
54	Wright St. ■	59
57	Cleveland St.	77
49	Ill.-Chicago	73
70	Wis.-Green Bay	47
79	Loyola (Ill.) ■	51
55	Wright St.	61
56	Cleveland St. ■	65
65	Detroit ■	50
53	Wis.-Milwaukee	64
72	Valparaiso ■	69
79	Youngstown St.	59
86	Ill.-Chicago ■	82
57	Wright St.	61

Nickname: Bulldogs
 Colors: Blue & White
 Arena: Hinkle Fieldhouse
 Capacity: 11,043; Year Built: 1928
 AD: John C. Parry
 SID: Jim McGrath

C.W. POST

Brookville, NY 11548.....II

Coach: Tom Galeazzi, Cortland St. 1961

2004-05 RESULTS (15-14)

64	Southern N.H. ■	68
67	New Haven	54
91	Molloy ■	60
56	Adelphi	75
62	Philadelphia U. ■	68
65	Queens (N.Y.) ■	70
73	Dowling	63
72	Southern Conn. St. ■	75
56	Mass.-Lowell ■	81
80	Bridgeport ■	69
77	St. Thomas Aquinas	50
82	NYIT	75
62	Mercy ■	58
62	Adelphi ■	65
79	Concordia (N.Y.) ■	60
66	New Haven ■	50
59	St. Thomas Aquinas ■	71
67	Philadelphia U.	76
71	Dowling ■	61
58	Mercy	68
61	Bridgeport	64
75	Southampton ■	55
59	Queens (N.Y.)	89
79	Molloy	71
83	Concordia (N.Y.)	65
64	NYIT ■	66
77	Southampton	67
69	Bridgeport	61
66	Philadelphia U. ■	79

Nickname: Pioneers
 Colors: Green & Gold
 Arena: Pratt Recreation Center
 Capacity: 3,000; Year Built: 2002
 AD: Vincent Salomone
 SID: Brad Sullivan

CABRINI

Radnor, PA 19087-3698III

Coach: John Dzik, West Chester 1972

2004-05 RESULTS (14-13)

56	Methodist †	95
64	Clarke †	90
72	Apprentice	66
58	Roanoke †	57

60	North Central (Ill.) †	77
72	Arcadia	59
69	Wesley ■	57
69	Marywood	68
91	Washington (Md.) ■	80
104	Goucher	105
70	Eastern	53
69	Alvernia ■	63
61	Gwynedd-Mercy	75
62	Neumann	64
85	Misericordia ■	70
70	Wesley	77
58	Alvernia	78
55	Arcadia ■	50
84	Gwynedd-Mercy ■	86
44	Eastern	47
62	Lincoln (Pa.) ■	84
61	Misericordia	60
57	Marywood ■	72
68	Neumann ■	62
76	Neumann ■	63
56	Alvernia	64

Nickname: Cavaliers
 Colors: Royal Blue & White
 Arena: Sacred Heart Gymnasium
 Capacity: 750; Year Built: 1958
 AD: Leslie Danehy
 SID: Rich Schepis

CALDWELL

Caldwell, NJ 07006-6195II

Coach: Mark Corino, Kean 1977

2004-05 RESULTS (17-15)

62	Stonehill ■	87
87	Alas. Anchorage	92
74	Grand Canyon †	79
69	East Stroudsburg	84
66	Nyack	65
71	Bloomfield ■	83
83	Post ■	75
77	Felician	87
66	Pace	77
47	St. Anselm ■	69
74	Dowling	73
60	Stonehill	77
75	NJIT ■	54
61	Dominican (N.Y.)	42
78	Goldey-Beacom ■	59
75	Phila. Sciences	68
95	Holy Family	98
67	Nyack ■	56
63	Bloomfield	78
81	Post	79
66	Felician ■	78
82	Wilmington (Del.) ■	66
75	Dominican (N.Y.) ■	54
55	NJIT	62
72	Goldey-Beacom	59
68	Phila. Sciences ■	56
89	Holy Family ■	62
77	Wilmington (Del.)	65
85	NJIT ■	71
70	Phila. Sciences ■	56
67	Bloomfield ■	91
87	Holy Family	91

Nickname: Cougars
 Colors: Scarlet & Gold
 Arena: George R. Newman
 Capacity: 1,800; Year Built: 2002
 AD: Mark A. Corino
 SID: Matt McLagan

CALIFORNIA

Berkeley, CA 94720I

Coach: Ben Braun, Wisconsin 1975

2004-05 RESULTS (13-16)

78	UC Riverside ■	61
52	St. Mary's (Cal.) ■	61
82	Southern U. ■	63

67	Brigham Young	64
72	UNLV ■	73
80	Fairleigh Dickinson ■	66
60	Colorado	63
60	San Diego St.	57
69	Hampton ■	46
61	Pepperdine ■	58
67	Washington	81
59	Washington St.	47
67	Arizona ■	87
70	Arizona St. ■	79
58	Stanford ■	74
66	Southern California	83
64	UCLA	51
65	Oregon ■	62
91	Oregon St. ■	66
76	Arizona	97
84	Arizona St.	82
56	Stanford	71
62	UCLA ■	77
70	Southern California ■	89
58	Oregon	63
63	Oregon St.	82
73	Washington ■	106
63	Washington St. ■	57
63	Arizona †	88

Nickname: Golden Bears
 Colors: Blue & Gold
 Arena: Haas Pavilion
 Capacity: 11,877; Year Built: 1999
 AD: Sandy Barbour
 SID: Herb Benenson

UC DAVIS

Davis, CA 95616-8674II

Coach: Gary Stewart, La Verne 1984

2004-05 RESULTS (11-17)

87	UC Santa Cruz ■	54
55	Utah St.	81
72	Sacramento St.	63
64	Northern Ariz. ■	69
63	Pacific ■	78
56	St. Joseph's †	84
87	Longwood †	72
62	Stanford	72
98	Dartmouth ■	87
51	Nevada	60
43	Murray St. †	66
67	Radford †	63
61	Cal St. Fullerton	89
66	UC Riverside	65
62	UC Santa Barb.	67
79	Cal Poly	56
78	Long Beach St. ■	74
64	UC Irvine ■	71
72	Cal St. Northridge ■	94
64	Pacific	70
50	UC Riverside ■	59
55	Cal St. Fullerton ■	79
72	UC Santa Barb. ■	63
85	Cal Poly ■	65
66	UC Irvine	77
73	Long Beach St.	77
72	Cal St. Northridge	99
79	Northern Colo.	57

Nickname: Aggies
 Colors: Yale Blue & Gold
 Arena: Recreation Hall
 Capacity: 7,600; Year Built: 1977
 AD: Greg Warzecka
 SID: Bill Stevens

UC IRVINE

Irvine, CA 92697-4125I

Coach: Pat Douglass, Pacific 1972

2004-05 RESULTS (16-13)

106	Cal St. Dom. Hills ■	69
70	Southern California	90
65	UCLA	76

81	Sacramento St. ■	69
70	Santa Clara	58
76	San Jose St.	55
75	New Mexico St. ■	62
85	Cal Poly	75
45	UC Santa Barb.	62
52	Cal St. Northridge ■	66
65	Pacific ■	67
55	UC Riverside	68
97	Cal St. Fullerton	81
78	Long Beach St. ■	58
71	UC Davis	64
52	Utah St. ■	77
71	Idaho ■	70
61	Pacific	71
60	Cal St. Northridge	79
70	Cal St. Fullerton ■	71
56	UC Riverside ■	53
50	Long Beach St.	55
77	UC Davis ■	66
67	Idaho	62
49	Utah St.	87
72	UC Santa Barb. ■	63
79	Cal Poly ■	49
80	Idaho †	67
56	Cal St. Northridge †	72

Nickname: Anteaters
 Colors: Blue & Gold
 Arena: Bren Events Center
 Capacity: 5,000; Year Built: 1987
 AD: Robert S. Chichester
 SID: Bob Olson

UC RIVERSIDE

Riverside, CA 92521I

Coach: John Masi, UC Riverside 1970

2004-05 RESULTS (9-19)

61	California	78
74	Belmont †	65
60	Northern Ariz.	78
79	Loyola Marymount ■	72
102	Cascade ■	60
59	Arizona St.	75
82	Sacramento St. ■	74
70	Portland ■	76
45	Pacific	58
43	Cal St. Northridge	57
71	Cal St. Fullerton	74
65	UC Davis ■	66
68	UC Irvine ■	55
68	Long Beach St. ■	65
54	Idaho	56
52	Utah St.	77
54	UC Santa Barb. ■	50
81	Cal Poly ■	90
55	Cal St. Fullerton ■	76
59	UC Davis	50
56	Long Beach St.	58
53	UC Irvine	56
48	Utah St. ■	73
63	Idaho ■	62
61	Cal Poly	83
54	UC Santa Barb.	58
60	Cal St. Northridge ■	70
48	Pacific ■	64

Nickname: Highlanders
 Colors: Blue & Gold
 Arena: UCR Student Rec Center
 Capacity: 3,168; Year Built: 1994
 AD: Stanley M. Morrison
 SID: Ross French

UC SAN DIEGO

La Jolla, CA 92093-0531II

Coach: Bill Carr, San Francisco 1987

2004-05 RESULTS (11-16)

35	San Diego	74
62	Pomona-Pitzer ■	54
51	San Diego St.	86
59	Chapman ■	56
48	Cal St. Bakersfield ■	66
59	Cal St. L.A. ■	57
55	Mesa St. ■	81

76	Pt. Loma Nazarene ■	64
71	Cal St. Stanislaus	70
54	Cal St. Chico	80
60	Cal St. San B'dino ■	81
82	Cal St. Monterey Bay ■	87
44	Cal St. Dom. Hills	62
55	Cal Poly Pomona	71
78	Grand Canyon ■	64
51	Sonoma St. ■	64
61	San Fran. St. ■	58
55	Cal St. L.A.	50
66	Cal St. Bakersfield	60
66	Cal St. Chico	82
71	Cal St. Stanislaus ■	68
50	Cal St. San B'dino	69
66	Cal St. Monterey Bay	73
50	Cal Poly Pomona	70
74	Cal St. Dom. Hills ■	72
59	San Fran. St.	74
52	Sonoma St.	67

Nickname: Tritons
 Colors: Blue & Gold
 Arena: RIMAC Arena
 Capacity: 5,000; Year Built: 1995
 AD: Earl W. Edwards
 SID: David Wahlstrom

UC SANTA BARB.

Santa Barbara, CA 93106-5200.....I

Coach: Bob Williams, San Jose St. 1975

2004-05 RESULTS (11-18)

80	San Diego St.	72
61	Wisconsin	72
56	San Francisco	72
56	Pepperdine	62
55	San Diego St. ■	73
55	Montana ■	46
63	San Diego	71
54	Long Beach St. ■	47
62	UC Irvine ■	45
50	Cal St. Northridge	70
70	Utah St.	80
50	Idaho	61
76	Cal Poly ■	56
67	UC Davis ■	62
65	Cal St. Northridge ■	52
43	Pacific ■	58
50	UC Riverside	54
59	Cal St. Fullerton	68
54	Idaho ■	40
50	Utah St. ■	80
63	UC Davis	72
56	Pacific	79
78	Cal Poly	66
57	Cal St. Fullerton ■	66
58	UC Riverside ■	54
63	UC Irvine	72
57	Long Beach St.	58
55	Long Beach St. †	49
55	Cal St. Fullerton †	66

Nickname: Gauchos
 Colors: Blue & Gold
 Arena: The Thunderdome
 Capacity: 6,000; Year Built: 1979
 AD: Gary A. Cunningham
 SID: Bill Mahoney

UC SANTA CRUZ

Santa Cruz, CA 95064III

Coach: Gordie Johnson, U. of Phoenix

2004-05 RESULTS (6-19)

92	Puget Sound	123
82	Pacific Lutheran †	84
54	UC Davis	87
89	Puget Sound †	102
83	George Fox †	95
78	Loras †	90
85	Whitman †	91

63	La Verne †	97
77	St. Martin's	99
60	Western Wash.	110
78	Cal Baptist	106
98	Caltech	48
65	Cal Lutheran †	79
69	Biola	84
94	Cal St. East Bay ■	111
47	Neb. Wesleyan ■	71
71	Dominican (Cal.) ■	80
74	Cal Lutheran ■	78
97	Bard †	63
86	La Sierra †	52
46	Chapman ■	53
71	Colorado Col. ■	68
73	Dallas ■	64
78	LIFE Bible	60
54	Chapman	69

Nickname: Banana Slugs
 Colors: Navy Blue & Gold
 Arena: West Field House
 Capacity: 300
 AD: Dan Wood
 SID: Dorth Raphaely

CALIFORNIA (PA.)

California, PA 15419II

Coach: Bill Brown, Ohio 1974

2004-05 RESULTS (14-13)

68	Ohio Valley ■	52
56	Virginia Union ■	80
73	Ferris St. ■	75
84	Bloomsburg	51
57	Kutztown	64
69	West Chester	67
67	Salem Int'l ■	62
76	West Va. Tech	73
89	Mansfield ■	79
109	East Stroudsburg ■	103
81	Penn St.-McKeesport ■	69
77	Bloomsburg ■	52
75	Slippery Rock ■	62
58	Millersville	70
56	Cheyney	51
87	Indiana (Pa.)	95
68	Edinboro ■	71
50	Clarion	62
51	Shippensburg ■	45
67	Lock Haven	57
56	Slippery Rock	60
59	Indiana (Pa.) ■	67
53	Edinboro	64
80	Pitt.-Johnstown ■	86
49	Clarion	72
49	Shippensburg	64
55	Lock Haven ■	51

Nickname: Vulcans
 Colors: Red & Black
 Arena: Hamer Hall
 Capacity: 2,500; Year Built: 1962
 AD: Thomas G. Pucci
 SID: Tom Byrnes

CAL LUTHERAN

Thousand Oaks, CA 91360-2787III

Coach: Rich Rider, Truman 1970

2004-05 RESULTS (15-9)

76	La Sierra ■	66
91	George Fox †	78
96	Puget Sound †	116
82	West Coast Chrst. ■	64
58	Westmont	79
66	Chapman †	56
74	UC Santa Cruz †	65
75	Central (Iowa) ■	56
68	Carthage ■	66
78	UC Santa Cruz	74

71	Claremont-MS ■	63
131	Redlands ■	130
64	Whittier	65
68	Occidental ■	62
60	La Verne	66
52	Pomona-Pitzer	57
78	Caltech ■	53
67	Claremont-MS	68
125	Redlands	101
81	Whittier ■	66
60	Occidental	68
80	La Verne ■	90
63	Pomona-Pitzer ■	67
62	Caltech	45

Nickname: Kingsmen
 Colors: Purple & Gold
 Arena: CLU Gymnasium
 Capacity: 500; Year Built: 1962
 AD: Daniel E. Kuntz
 SID: Scott Flanders

CAL POLY

San Luis Obispo, CA 93407I

Coach: Kevin Bromley, Colorado St. 1983

2004-05 RESULTS (5-22)

61	Eastern Wash. ■	76
63	Portland St.	80
65	Portland	93
50	San Jose St.	69
98	Santa Clara ■	89
86	Dominican (Cal.) ■	63
76	Utah ■	92
75	UC Irvine ■	85
68	Long Beach St. ■	62
62	Pacific	83
67	Idaho	84
65	Utah St.	76
56	UC Santa Barb.	76
56	UC Davis ■	79
78	Pacific ■	90
73	Cal St. Northridge ■	81
69	Cal St. Fullerton	92
90	UC Riverside	81
57	Utah St. ■	81
63	Idaho ■	75
65	UC Davis	85
65	Cal St. Northridge	88
66	UC Santa Barb. ■	78
83	UC Riverside ■	61
76	Cal St. Fullerton ■	78
52	Long Beach St.	71
49	UC Irvine	79

Nickname: Mustangs
 Colors: Green & Gold
 Arena: Robert A. Mott Gymnasium
 Capacity: 3,032; Year Built: 1960
 AD: Alison Cone
 SID: Brian Thurmond

CAL POLY POMONA

Pomona, CA 91768II

Coach: Greg Kamansky, UC San Diego 1988

2004-05 RESULTS (24-7)

85	Vanguard ■	61
68	St. Martin's †	74
82	Western Wash.	99
61	Sonoma St. ■	64
70	San Fran. St. ■	62
72	Seattle ■	53
59	Grand Canyon	46
75	Dominican (Cal.) ■	61
84	BYU-Hawaii ■	70
76	Cal St. L.A.	51
71	Cal St. Bakersfield	73
73	Cal St. Chico	52
76	Cal St. Stanislaus	50

60	Cal St. San B'dino ■	57
71	UC San Diego ■	55
75	Cal St. Dom. Hills	65
53	Cal St. Monterey Bay	54
78	San Fran. St.	66
66	Sonoma St.	45
76	Cal St. Bakersfield ■	58
80	Cal St. L.A. ■	51
95	Cal St. Stanislaus ■	80
68	Cal St. Chico ■	64
70	UC San Diego	50
66	Cal St. San B'dino	73
73	Cal St. Dom. Hills ■	50
79	Cal St. Monterey Bay ■	66
82	Seattle Pacific †	77
73	Hawaii-Hilo †	62
65	Alas. Fairbanks †	58
56	Tarleton St. †	58

Nickname: Broncos
 Colors: Green & Gold
 Arena: Kellogg Gym
 Capacity: 5,000; Year Built: 1966
 AD: Glenn Shenker
 SID: Paul Helms

CAL ST. BAKERSFIELD

Bakersfield, CA 93311-1099II

Coach: Henry Clark,
 Mont. St.-Billings 1980

2004-05 RESULTS (17-10)

107	Cal St. East Bay ■	77
66	UC San Diego	48
64	Cal St. San B'dino	70
67	Northwest Nazarene.....	82
62	Seattle Pacific †	66
88	Central Wash. †	69
78	Concordia (N.Y.) ■	58
69	Glenville St. ■	53
83	Grand Canyon ■	75
73	Cal St. Dom. Hills ■	69
73	Cal Poly Pomona ■	71
56	San Fran. St.	54
71	Sonoma St.	68
64	Cal St. L.A.	44
80	Cal St. Monterey Bay ■	58
59	Cal St. Stanislaus	52
80	Cal St. Chico	82
63	Cal St. San B'dino ■	64
60	UC San Diego	66
58	Cal Poly Pomona	76
78	Cal St. Dom. Hills	83
75	Sonoma St. ■	80
80	San Fran. St. ■	69
72	Cal St. L.A. ■	63
66	Cal St. Monterey Bay	67
80	Cal St. Chico ■	63
83	Cal St. Stanislaus ■	65

Nickname: Roadrunners
 Colors: Blue & Gold
 Arena: Centennial Garden
 Capacity: 10,800; Year Built: 1998
 AD: Rudy Carvajal
 SID: Kevin Gilmore

CAL ST. CHICO

Chico, CA 95929II

Coach: Prescott Smith,
 Southwestern Okla. 1965

2004-05 RESULTS (18-10)

91	Northwest Nazarene †	89
80	Seattle Pacific	84
84	Grand Canyon ■	70
99	Central Wash. ■	79
77	Humboldt St. ■	74
89	Cal St. Monterey Bay	94
74	Cal St. Stanislaus	64
74	Santa Clara	87
73	Grand Canyon	68

80	Cal St. San B'dino ■	75
80	UC San Diego ■	54
52	Cal Poly Pomona ■	73
78	Cal St. Dom. Hills ■	76
89	Sonoma St.	99
77	San Fran. St.	79
81	Cal St. L.A. ■	61
82	Cal St. Bakersfield ■	80
100	Cal St. Stanislaus ■	84
102	Cal St. Monterey Bay ■	72
82	UC San Diego	66
107	Cal St. San B'dino	105
80	Cal St. Dom. Hills	73
64	Cal Poly Pomona	68
95	San Fran. St. ■	68
67	Sonoma St. ■	87
63	Cal St. Bakersfield.....	80
72	Cal St. L.A.	62
81	Hawaii-Hilo †	83

Nickname: Wildcats
 Colors: Cardinal & White
 Arena: Art Acker Gym
 Capacity: 1,997; Year Built: 1962
 AD: Anita S. Barker
 SID: Teresa Clements

CAL ST. DOM. HILLS

Carson, CA 90747II

Coach: Damaine Powell,
 Southern California 1994

2004-05 RESULTS (7-20)

69	UC Irvine	106
85	Christian Heritage ■	90
57	Fort Lewis †	75
65	Christian Heritage †	79
51	San Fran. St. ■	62
57	Sonoma St. ■	69
80	Hope Int'l	51
72	Vanguard	78
63	Hawaii-Hilo ■	69
69	Cal St. Bakersfield.....	73
63	Cal St. L.A.	58
69	Cal St. Stanislaus	67
76	Cal St. Chico	78
62	UC San Diego ■	44
87	Cal St. San B'dino ■	92
65	Cal Poly Pomona ■	75
83	Cal St. Monterey Bay	74
66	Sonoma St.	69
79	San Fran. St.	85
77	Cal St. L.A. ■	70
83	Cal St. Bakersfield ■	78
73	Cal St. Chico ■	80
77	Cal St. Stanislaus ■	79
56	Cal St. San B'dino	66
72	UC San Diego	74
50	Cal Poly Pomona	73
64	Cal St. Monterey Bay ■	66

Nickname: Toros
 Colors: Cardinal Red & Gold
 Arena: Torodome
 Capacity: 4,200; Year Built: 1978
 AD: To be named
 SID: Patrick Guillen

CAL ST. EAST BAY

Hayward, CA 94542III

Coach: Will Biggs,
 Cal St. East Bay 1988

2004-05 RESULTS (19-9)

99	Linfield ■	83
77	Cal St. Bakersfield.....	107
124	Pacific Lutheran †	109
94	Chapman †	92
138	Redlands	143
93	Menlo ■	108
64	Notre Dame de Namur	81
111	UC Santa Cruz	94
81	Neb. Wesleyan †	95

100	William Jessup	69
97	Bethany (Cal.).....	68
77	Holy Names	76
115	Simpson (Cal.) ■	82
108	Pacific Union ■	58
86	Cal Maritime	32
76	Dominican (Cal.) ■	85
86	Notre Dame de Namur ■	70
92	Menlo	84
105	Bethany (Cal.) ■	79
104	William Jessup ■	90
91	Holy Names ■	97
96	Pacific Union	52
86	Simpson (Cal.)	68
90	Dominican (Cal.).....	91
93	Cal Maritime	53
96	Bethany (Cal.) ■	64
69	Notre Dame de Namur	59
79	Dominican (Cal.).....	82

Nickname: Pioneers
 Colors: Red & White
 Arena: Pioneer Gym
 Capacity: 5,000; Year Built: 1967
 AD: Debby De Angelis
 SID: Marty Valdez

CAL ST. FULLERTON

Fullerton, CA 92834-6810I

Coach: Bob Burton, Fresno St. 1968

2004-05 RESULTS (21-11)

57	Samford †	69
75	Colgate †	68
107	Hope Int'l ■	73
57	Denver	79
70	Eastern Wash.	68
60	San Diego St.	63
102	Denver ■	92
71	Cal St. Northridge	70
88	Pacific	94
74	UC Riverside ■	71
89	UC Davis ■	61
88	Long Beach St. ■	71
81	UC Irvine ■	97
60	Utah St.	84
58	Idaho	61
92	Cal Poly ■	69
68	UC Santa Barb. ■	59
76	UC Riverside.....	55
79	UC Davis	55
71	UC Irvine	70
63	Long Beach St.	66
84	Idaho ■	74
64	Utah St. ■	60
66	UC Santa Barb.	57
78	Cal Poly	76
88	Pacific ■	92
72	Cal St. Northridge ■	70
66	UC Santa Barb. †	55
77	Utah St. †	84
85	Oregon St.	83
85	San Francisco.....	69
57	Georgetown.....	74

Nickname: Titans
 Colors: Navy, Orange & White
 Arena: Titan Gym
 Capacity: 4,000; Year Built: 1964
 AD: Brian Quinn
 SID: Mel Franks

CAL ST. L.A.

Los Angeles, CA 90032-8240....II

Coach: Dave Yanai,
 Long Beach St. 1966

2004-05 RESULTS (1-26)

74	Hope Int'l	72
46	Azusa Pacific	68
60	Christian Heritage ■	82
61	Fort Lewis ■	81
60	Cal St. San B'dino	74
57	UC San Diego	59

68	Hawaii-Hilo ■	72
53	Western Ore.	65
57	Central Wash. †	71
51	Cal Poly Pomona ■	76
58	Cal St. Dom. Hills ■	63
60	Sonoma St.	70
40	San Fran. St.	51
44	Cal St. Bakersfield ■	64
62	Cal St. Monterey Bay ■	67
61	Cal St. Chico	81
70	Cal St. Stanislaus	79
50	UC San Diego ■	55
64	Cal St. San B'dino ■	73
70	Cal St. Dom. Hills	77
51	Cal Poly Pomona	80
56	San Fran. St. ■	58
75	Sonoma St. ■	86
63	Cal St. Bakersfield.....	72
58	Cal St. Monterey Bay	72
73	Cal St. Stanislaus ■	75
62	Cal St. Chico ■	72

Nickname: Golden Eagles
 Colors: Black & Gold
 Arena: Eagles Nest
 Capacity: 5,000; Year Built: 1947
 AD: Carol M. Dunn
 SID: Chris Hughes

CAL ST. NORTHRIDGE

Northridge, CA 91330-8276.....I

Coach: Bobby Braswell,
 Cal St. Northridge 1985

2004-05 RESULTS (18-13)

72	Oklahoma	82
75	Vanderbilt	93
72	Tennessee St. †	75
86	Jackson St. †	63
80	Montana	90
66	Arizona St.	67
89	Lafayette	95
79	Cal Baptist ■	60
70	Cal St. Fullerton	71
57	UC Riverside ■	43
70	UC Santa Barb. ■	50
66	UC Irvine	52
69	Long Beach St.	53
67	Idaho ■	63
70	Utah St. ■	67
52	UC Santa Barb.	65
81	Cal Poly	73
62	Pacific ■	66
94	UC Davis	72
68	Long Beach St. ■	66
79	UC Irvine ■	60
57	Utah St.	77
59	Idaho	54
88	Cal Poly ■	65
68	Fairfield	65
61	Pacific	75
99	UC Davis ■	72
70	UC Riverside.....	60
70	Cal St. Fullerton	72
72	UC Irvine †	56
61	Pacific †	63

Nickname: Matadors
 Colors: Red, White & Black
 Arena: The Matadome
 Capacity: 1,600; Year Built: 1962
 AD: Richard Dull
 SID: Ryan Finney

CAL ST. SAN B'DINO

San Bernardino,
 CA 92407-2397II

Coach: Jeff Oliver, Cal Poly 1995

2004-05 RESULTS (21-6)

84	St. Martin's †	79
82	Northwest Nazarene †	70
74	Cal St. L.A. ■	60
70	Cal St. Bakersfield ■	64
68	Vanguard ■	55
76	West Tex. A&M †	55

69	Western Wash. †	73
74	Pt. Loma Nazarene ■	52
75	Cal St. Chico	80
60	Cal St. Stanislaus	55
81	UC San Diego	60
78	Cal St. Monterey Bay ■	69
57	Cal Poly Pomona	60
92	Cal St. Dom. Hills	87
67	San Fran. St. ■	45
62	Sonoma St. ■	51
64	Cal St. Bakersfield	63
73	Cal St. L.A.	64
82	Cal St. Stanislaus ■	71
105	Cal St. Chico ■	107
69	UC San Diego ■	50
70	Cal St. Monterey Bay	62
66	Cal St. Dom. Hills ■	56
73	Cal Poly Pomona ■	66
79	Sonoma St.	72
63	San Fran. St.	68
59	Alas. Fairbanks †	66

Nickname: Coyotes
 Colors: Columbia Blue & Black
 Arena: Coussoulis Arena
 Capacity: 4,140; Year Built: 1995
 AD: Nancy Simpson
 SID: Mike Murphy

CAL ST. STANISLAUS

Turlock, CA 95382-0299II

Coach: Keith Larsen, San Fran. St. 1985

2004-05 RESULTS (7-20)

63	Western Wash. †	80
99	Western Ore. †	96
70	Azusa Pacific ■	74
80	Grand Canyon	64
80	Cal St. Monterey Bay	88
64	Cal St. Chico ■	74
75	Grand Canyon	78
83	Humboldt St.	94
73	Alas. Fairbanks †	87
70	UC San Diego ■	71
55	Cal St. San B'dino ■	60
67	Cal St. Dom. Hills ■	69
50	Cal Poly Pomona ■	76
64	San Fran. St.	80
74	Sonoma St.	91
52	Cal St. Bakersfield ■	59
79	Cal St. L.A. ■	70
84	Cal St. Chico	100
68	Cal St. Monterey Bay ■	63
71	Cal St. San B'dino	82
68	UC San Diego	71
80	Cal Poly Pomona	95
79	Cal St. Dom. Hills	77
99	Sonoma St. ■	94
63	San Fran. St. ■	72
75	Cal St. L.A.	73
65	Cal St. Bakersfield	83

Nickname: Warriors
 Colors: Red & Gold
 Arena: Warrior Gym
 Capacity: 2,000; Year Built: 1978
 AD: Milton E. Richards
 SID: Brian F. Blank

CALTECH

Pasadena, CA 91125III

Coach: Roy Dow, Colby 1984

2004-05 RESULTS (1-24)

51	LIFE Bible ■	49
49	West Coast Chrst. ■	70
45	Dallas ■	65
48	UC Santa Cruz ■	98
41	Chapman ■	92
23	Millikin ■	73
38	Johns Hopkins ■	85
46	Dominican (Ill.) ■	57
39	Colorado Col. ■	53

38	Milwaukee Engr.	52
47	Polytechnic (N.Y.) †	62
33	La Verne	90
47	Claremont-MS ■	59
40	Pomona-Pitzer	73
70	Whittier	76
33	Occidental ■	77
107	Redlands ■	155
53	Cal Lutheran	78
44	La Verne ■	69
32	Claremont-MS	75
36	Pomona-Pitzer ■	77
56	Whittier ■	65
45	Occidental	87
81	Redlands	140
45	Cal Lutheran ■	62

Nickname: Beavers
 Colors: Orange, Black, & White
 Arena: Braun Athletic Center
 Capacity: 300; Year Built: 1992
 AD: Wendell P. Jack
 SID: Michael Rupp

CALVIN

Grand Rapids, MI 49546-4388 III

Coach: Kevin Van de Streek, Dordt 1981

2004-05 RESULTS (27-7)

84	Grace Bible (Mich.) ■	35
87	Eastern ■	66
85	Ferris St.	97
87	Aquinas †	62
87	Cornerstone †	88
86	Aquinas	74
87	Wheaton (Ill.)	91
83	Carthage †	82
88	Trinity Christian	59
64	Warburg †	55
62	Wis.-River Falls	52
70	Adrian	69
65	Albion ■	68
89	Kalamazoo ■	56
98	Olivet	68
55	Alma	52
66	Hope ■	54
90	Tri-State	82
80	Adrian ■	51
76	Albion	78
97	Kalamazoo	83
84	Olivet ■	56
97	Alma ■	66
68	Hope	71
102	Tri-State	78
86	Kalamazoo ■	67
82	Hope †	61
63	Albion	59
75	Wheaton (Ill.)	74
71	Aurora	59
75	Mississippi Col. †	60
60	Albion	52
62	Rochester †	65
98	York (Pa.) †	84

Nickname: Knights
 Colors: Maroon & Gold
 Arena: Calvin Fieldhouse
 Capacity: 4,500; Year Built: 1965
 AD: Kevin Vande Streek
 SID: Jeff Febus

CAMERON

Lawton, OK 73505-6377II

Coach: Garrette Manile, Southeastern Okla. 1988

2004-05 RESULTS (15-12)

79	Mid-America Bible ■	55
88	Abilene Christian	75
81	Hardin-Simmons †	54
74	Evangel †	69
71	Drury	58
80	Eastern N.M.	74

72	West Tex. A&M	82
101	SW'ern of Chr. Min. ■	62
108	Midwestern St. ■	90
87	Chadron St. †	76
74	Western N.M. †	77
103	Tex. A&M-Kingsville	100
69	Tex. A&M-Commerce	94
105	Abilene Christian ■	93
67	Angelo St. ■	57
64	East Central	75
63	Southeastern Okla. ■	82
79	Central Okla. ■	81
61	Northeastern St.	72
62	Southwestern Okla. ■	68
51	Tarleton St.	58
74	East Central ■	68
63	Southeastern Okla.	72
71	Central Okla.	104
69	Northeastern St. ■	64
72	Southwestern Okla.	71
64	Tarleton St. ■	85

Nickname: Aggies
 Colors: Black & Gold
 Arena: Aggie Gymnasium
 Capacity: 1,800; Year Built: 1958
 AD: Sam Carroll
 SID: Steve Doughty

CAMPBELL

Buies Creek, NC 27506I

Coach: Robbie Laing, Troy 1982

2004-05 RESULTS (2-25)

52	Furman	64
75	William & Mary ■	62
44	North Carolina St.	99
52	UNC Wilmington	75
68	N.C. A&T	67
59	Fla. Atlantic	82
73	UCF	90
49	Tennessee	90
50	Kentucky	82
71	Belmont ■	78
56	Lipscomb ■	60
66	Gardner-Webb	69
72	Mercer	90
68	Georgia St.	92
57	Jacksonville ■	61
61	Stetson ■	80
61	Troy	87
65	Jacksonville	78
51	Stetson	70
77	Mercer	83
73	Georgia St. ■	78
62	Gardner-Webb ■	64
56	Troy ■	60
65	Lipscomb	71
63	Belmont	81
83	Fla. Atlantic ■	89
52	UCF ■	63

Nickname: Fighting Camels
 Colors: Orange & Black
 Arena: Carter Gymnasium
 Capacity: 945; Year Built: 1953
 AD: Stan Williamson
 SID: Stan Cole

CANISIUS

Buffalo, NY 14208-1098I

Coach: Mike MacDonald, St. Bonaventure 1988

2004-05 RESULTS (11-18)

76	Howard ■	87
67	St. Bonaventure ■	61
82	Niagara ■	87
80	Fairfield ■	81
72	Eastern Mich.	86
65	Buffalo ■	69
45	Boston U.	62
51	St. John's (N.Y.) †	71

58	Columbia †	64
72	Col. of Charleston	93
67	Brown ■	56
82	St. Peter's ■	77
75	Iona ■	63
68	Loyola (Md.)	70
84	Siena	80
77	Manhattan ■	86
72	Rider ■	77
65	Fairfield	82
90	Iona	88
65	Siena	57
71	Marist ■	61
70	St. Peter's	73
74	Rider	81
101	Niagara	113
92	Loyola (Md.) ■	83
62	Manhattan	85
85	Marist	81
62	Marist †	60
59	Rider †	79

Nickname: Golden Griffins
 Colors: Blue & Gold
 Arena: Koessler Athletic Center
 Capacity: 2,176; Year Built: 1968
 AD: William J. Maher
 SID: Marc Gignac

CAPITAL

Columbus, OH 43209III

Coach: Damon Goodwin, Dayton 1986

2004-05 RESULTS (16-9)

80	Rensselaer †	67
72	Buffalo St.	68
46	Wittenberg ■	75
67	Ohio Wesleyan ■	56
73	Wooster †	83
63	Wash. & Jeff.	55
70	Muskingum	59
127	Marietta	100
70	Mount Union ■	62
55	Baldwin-Wallace ■	72
71	John Carroll	78
82	Heidelberg ■	70
76	Otterbein	75
65	Ohio Northern ■	56
91	Wilmington (Ohio) ■	50
54	Ohio Northern	73
83	Heidelberg	69
93	Otterbein ■	88
81	Wilmington (Ohio)	63
55	Muskingum	58
69	John Carroll ■	73
54	Mount Union	67
99	Marietta ■	82
95	Baldwin-Wallace	93
74	Mount Union ■	95

Nickname: Crusaders
 Colors: Purple & White
 Arena: The Capital Center
 Capacity: 2,100; Year Built: 2001
 AD: Roger Welsh
 SID: Leonard Reich

CARLETON

Northfield, MN 55057III

Coach: Guy Kalland, Concordia-Mhead 1974

2004-05 RESULTS (17-10)

63	Hawaii-Hilo	78
79	Chaminade	82
74	Hawaii Pacific	77
90	Hamline	71
76	St. John's (Minn.)	49
66	Augsburg ■	72
82	Wis.-La Crosse	68
68	Upper Iowa	61
81	Gust. Adolphus	75
89	Concordia-Mhead	90

77 Macalester ■	73
66 St. Thomas (Minn.) ■	67
76 St. Olaf ■	55
64 St. Mary's (Minn.) ■	43
73 Bethel (Minn.)	77
87 St. Thomas (Minn.)	77
70 Hamline ■	64
62 St. John's (Minn.) ■	43
78 Augsburg	65
66 Gust. Adolphus ■	73
74 Concordia-M'head ■	54
74 Macalester	72
86 St. Olaf	73
75 St. Mary's (Minn.)	54
58 Bethel (Minn.) ■	60
81 Macalester ■	77
75 St. Thomas (Minn.)	81

Nickname: Knights
 Colors: Maize & Blue
 Arena: West Gymnasium
 Capacity: 1,850; Year Built: 1964
 AD: Leon Lunder
 SID: Eric Sieger

CARNEGIE MELLON

Pittsburgh, PA 15213-3890III

Coach: Tony Wingen, Springfield 1982

2004-05 RESULTS (19-7)

73 Grove City †	81
80 Wash. & Jeff. †	63
88 Hood ■	80
100 Westminster (Pa.) ■	102
69 Johns Hopkins ■	62
78 Rochester ■	71
82 Hiram ■	49
79 Skidmore ■	69
98 Union (N.Y.) ■	60
91 Oberlin	66
66 New York U.	63
86 Brandeis	69
88 Wash. & Jeff. ■	79
81 Chicago ■	72
83 Washington-St. Louis ■	93
85 Emory	88
83 Case Reserve ■	81
95 Emory ■	84
72 Brandeis ■	73
90 New York U. ■	82
99 Washington-St. Louis	93
75 Chicago	73
87 Case Reserve	80
57 Rochester	62
66 Gettysburg ■	60
76 Catholic †	85

Nickname: Tartans
 Colors: Cardinal, White & Grey
 Arena: Skibo Gymnasium
 Capacity: 1,500; Year Built: 1924
 AD: Susan Bassett
 SID: Mark Fisher

CARROLL (WIS.)

Waukesha, WI 53186-5593III

Coach: David Schultz,
 Wis.-Oshkosh 1986

2004-05 RESULTS (15-9)

93 Marian (Wis.) ■	66
79 Concordia (Wis.)	68
81 Carthage ■	76
90 Buffalo St. †	54
82 Elmhurst	58
72 Wis.-Oshkosh	77
84 Wis.-Whitewater	111
59 Beloit ■	60
78 St. Norbert	67
79 Ripon ■	73
88 Knox ■	66
77 Lake Forest ■	63

72 Lawrence	80
67 Illinois Col.	70
78 Monmouth (Ill.)	87
133 Grinnell ■	111
91 Illinois Col. ■	68
55 Lake Forest	63
97 Knox	90
75 St. Norbert ■	64
80 Ripon	82
84 Beloit	72
58 Lawrence ■	54
76 Lawrence	87

Nickname: Pioneers
 Colors: Orange & White
 Arena: Van Male Fieldhouse
 Capacity: 2,000; Year Built: 1965
 AD: Kris Jacobsen
 SID: Rick Mobley

CARSON-NEWMAN

Jefferson City, TN 37760II

Coach: Dale Clayton, Milligan 1973

2004-05 RESULTS (12-16)

60 Ala.-Huntsville	77
58 Augusta St. †	65
67 S.C.-Aiken	69
53 Montevillo †	93
125 Allen †	84
91 Lincoln Memorial ■	61
73 Kennesaw St. ■	75
76 Ala.-Huntsville ■	80
105 S.C.-Aiken	72
54 Lincoln Memorial	73
69 Belmont Abbey	56
68 Johnson C. Smith	87
72 Newberry	49
69 Lenoir-Rhyne ■	56
72 Presbyterian ■	67
68 Tusculum	71
63 Catawba ■	67
65 Mars Hill	57
78 Wingate	70
78 Newberry ■	82
92 Maryville (Tenn.) ■	85
73 Lenoir-Rhyne	81
64 Presbyterian	65
78 Tusculum ■	101
76 Catawba	91
87 Mars Hill ■	77
92 Wingate ■	79
76 Tusculum	93

Nickname: Eagles
 Colors: Orange & Blue
 Arena: Holt Fieldhouse
 Capacity: 2,000; Year Built: 1961
 AD: David W. Barger
 SID: Marlin Curnutt

CARTHAGE

Kenosha, WI 53140III

Coach: Bosko Djurickovic,
 North Park 1973

2004-05 RESULTS (12-13)

77 Lake Forest ■	60
57 Gust. Adolphus	56
62 Benedictine (Ill.) ■	73
70 Hope †	65
82 Calvin †	83
76 Carroll (Wis.)	81
75 Milwaukee Engr. ■	46
73 Concordia (Wis.) ■	45
60 Beloit	79
89 Gettysburg †	87
66 Cal Lutheran	68
78 Elmhurst	66
55 North Central (Ill.)	71
92 Millikin	64
54 North Central (Ill.) ■	51
86 Millikin ■	75

62 Augustana (Ill.)	76
90 North Park ■	68
75 Wheaton (Ill.)	84
67 Ill. Wesleyan	91
74 Elmhurst ■	77
68 Ill. Wesleyan ■	76
64 Augustana (Ill.) ■	69
79 North Park	57
70 Wheaton (Ill.) ■	79

Nickname: Redmen
 Colors: Red, White & Black
 Arena: PE Center
 Capacity: 2,440; Year Built: 1964
 AD: Robert R. Bonn
 SID: Steve Marovich

CASE RESERVE

Cleveland, OH 44106III

Coach: Sean McDonnell,
 Boston College 1996

2004-05 RESULTS (5-20)

58 Penn St.-Behrend	71
82 Bethany (W.V.) †	91
91 Baldwin-Wallace	94
83 Ohio Wesleyan	93
78 Wash. & Jeff. ■	55
72 Grove City	68
50 Wis.-La Crosse †	84
82 Guilford	65
109 Westminster (Pa.) ■	113
83 Oberlin	72
83 Emory ■	90
97 Thiel	89
76 Washington-St. Louis	74
71 Chicago	82
66 Brandeis ■	74
82 New York U. ■	90
72 Rochester	87
81 Carnegie Mellon	83
50 Rochester	84
71 Chicago ■	102
63 Washington-St. Louis ■	83
78 New York U.	86
78 Brandeis	94
80 Carnegie Mellon ■	87
75 Emory	102

Nickname: Spartans
 Colors: Blue, Gray & White
 Arena: Emerson PE Center
 Capacity: 1,220; Year Built: 1958
 AD: David L. Diles
 SID: Greg Jantz

CASTLETON ST.

Castleton, VT 05735III

Coach: Ted Shipley, Lyndon St. 1987

2004-05 RESULTS (11-16)

66 Fisher †	74
74 Green Mountain	76
86 Plymouth St. ■	97
72 Middlebury ■	69
66 Elms	86
108 Becker	71
73 Skidmore	100
81 Johnson St. ■	75
60 New England Col.	84
53 Embry-Riddle	97
45 Ozarks (Mo.) †	98
74 Husson ■	89
85 Maine Maritime ■	81
104 St. Joseph (Vt.) ■	67
76 Lyndon St.	64
84 Johnson St.	80
75 Becker ■	49
77 Elms ■	83
64 Lasell ■	82
87 Mount Ida ■	89
64 Green Mountain	62
64 New Paltz St.	85

84 Mount Ida	92
69 Me.-Farmington	76
84 Thomas	79
88 Mount Ida	87
40 Lasell	65

Nickname: Spartans
 Colors: Green & White
 Arena: Glenbrook
 Capacity: 1,000; Year Built: 1959
 AD: Deanna Tyson
 SID: Tim Barrett

CATAWBA

Salisbury, NC 28144-2488II

Coach: Jim Baker, Catawba 1978

2004-05 RESULTS (23-7)

73 Virginia St. ■	61
111 Allen ■	66
57 N.C. Central ■	60
77 Johnson C. Smith	83
73 S.C.-Aiken	66
118 Bluefield St. ■	76
77 Barber-Scotia ■	60
72 Virginia St.	64
97 North Greenville ■	71
81 Bluefield St.	67
76 St. Augustine's ■	71
74 Johnson C. Smith ■	76
66 Lenoir-Rhyne	87
94 Newberry ■	69
85 Tusculum ■	82
75 North Greenville	60
77 Mars Hill	60
67 Carson-Newman	63
81 Wingate ■	78
59 Presbyterian ■	56
65 Lenoir-Rhyne ■	55
63 Newberry	54
88 Tusculum	89
97 Mars Hill ■	92
91 Carson-Newman ■	76
78 Wingate	66
67 Presbyterian	57
84 Newberry ■	53
72 Tusculum †	76
81 Virginia Union †	85

Nickname: Indians
 Colors: Blue & White
 Arena: Goodman Gym
 Capacity: 3,500; Year Built: 1970
 AD: Dennis Davidson
 SID: Jim Lewis

CATHOLIC

Washington, DC 20064III

Coach: Steve Howes, Catholic 1996

2004-05 RESULTS (20-10)

81 Moravian ■	52
72 Haverford	67
49 Scranton	64
74 Villa Julie ■	69
63 Mary Washington ■	56
53 Marymount (Va.)	57
76 Richard Stockton ■	64
77 McDaniel	57
64 Frank. & Marsh. ■	81
64 Susquehanna ■	61
87 Marywood ■	69
60 Methodist ■	66
63 St. Mary's (Md.)	45
69 Goucher ■	58
64 York (Pa.)	79
54 Salisbury	52
72 Marymount (Va.) ■	77
50 Mary Washington	46
67 St. Mary's (Md.) ■	66
57 York (Pa.) ■	67
86 Goucher	81
61 Gallaudet ■	52

57	Salisbury ■	64
64	Gallaudet	55
55	Salisbury ■	54
74	Marymount (Va.) ■	69
62	York (Pa.)	73
72	DeSales	71
85	Carnegie Mellon †	76
56	Frank. & Marsh.	66

Nickname: Cardinals
 Colors: Cardinal Red & Black
 Arena: DuFour Center
 Capacity: 2,000; Year Built: 1985
 AD: Kristine M. Manning
 SID: Chris Panter

CAZENOVIA

Cazenovia, NY 13035III

Coach: Michael Bowser,
Holy Cross 1966

2004-05 RESULTS (6-19)

65	St. John Fisher	99
99	Southern Vt. †	88
53	Oswego St.	85
58	Chestnut Hill	81
48	Hamilton ■	79
76	D'Youville ■	80
58	Keystone	87
53	Baptist Bible (Pa.) ■	71
44	Potsdam St. ■	87
73	Villa Julie	86
64	Baptist Bible (Pa.)	101
70	Polytechnic (N.Y.)	66
81	Phila. Bible ■	69
64	Utica/Rome ■	73
78	Keuka ■	86
57	D'Youville	75
71	Chestnut Hill ■	88
48	Utica	81
76	Keuka	67
78	Polytechnic (N.Y.) ■	64
60	Keystone	76
67	Villa Julie ■	101
59	Keystone	72

Nickname: Wildcats
 Colors: Navy Blue & Gold
 Arena: Schneeweiss Athletic Center
 Capacity: 800; Year Built: 1988
 AD: Matthew T. Newman
 SID: Kristy McNeil

CENTENARY (LA.)

Shreveport, LA 71134-1188I

Coach: Kevin Johnson,
Tex.-Pan American 1988

2004-05 RESULTS (3-24)

69	Arkansas St.	80
41	Texas Tech	93
76	Northwestern St.	83
53	Iowa	88
53	Southern Miss. †	70
90	Ark. Baptist ■	71
84	La.-Monroe ■	82
70	Stephen F. Austin ■	73
52	Texas	97
55	La.-Monroe	71
83	Oakland	93
57	Chicago St. ■	64
66	UMKC ■	70
82	Houston	93
65	Oral Roberts	88
54	Southern Utah ■	63
53	IUPUI	75
70	UMKC	82
68	Western Ill. ■	85
67	Oral Roberts ■	91
75	Valparaiso	81
66	Chicago St.	63
63	Southern Utah	70

51	Valparaiso ■	61
56	IUPUI ■	64
55	Western Ill.	66
60	Oakland ■	86

Nickname: Gentlemen
 Colors: Maroon & White
 Arena: Gold Dome
 Capacity: 3,000; Year Built: 1971
 AD: Taylor Moore
 SID: David Pratt

CENTENARY (N.J.)

Hackettstown, NJ 07840III

Coach: Abe Kasbo, Seton Hall

2004-05 RESULTS (0-25)

79	Plymouth St. †	116
54	Montclair St.	92
79	Lehman	97
83	Mt. St. Mary (N.Y.)	102
61	Baptist Bible (Pa.) ■	85
49	Wm. Paterson ■	88
67	Yeshiva ■	69
56	Kean ■	97
72	Mt. St. Vincent ■	95
62	Mt. St. Mary (N.Y.) ■	93
78	Maritime (N.Y.) ■	89
74	Manhattanville ■	95
40	Stevens Institute	93
56	Farmingdale	83
85	Medgar Evers	94
91	City Tech	99
72	Yeshiva	80
69	Wilkes ■	74
61	Old Westbury	87
58	Manhattanville	70
80	Mt. St. Vincent	87
55	St. Joseph's (L.I.)	81
73	Merchant Marine ■	96
72	Stevens Institute ■	77
67	Old Westbury	82

Nickname: Cyclones
 Colors: Blue & White
 Arena: Reeves Center
 Capacity: 250; Year Built: 1954
 AD: Diane Finnan
 SID: Josh Huber

CENTRAL (IOWA)

Pella, IA 50219III

Coach: Mike Boschee,
North Dakota 1990

2004-05 RESULTS (7-19)

90	Bethany Lutheran	84
72	Bethel (Minn.) ■	82
78	Simpson ■	75
67	Waldorf ■	71
60	William Penn ■	69
61	Grand View	80
119	MacMurray ■	92
56	Cal Lutheran	75
49	Gettysburg †	67
59	Luther	79
67	Coe	79
81	Dubuque ■	73
58	Wartburg	76
61	Cornell College	70
53	Loras ■	77
72	Buena Vista ■	75
64	Dubuque	72
45	Cornell College ■	54
54	Wartburg ■	59
78	Simpson	61
65	Buena Vista	81
55	Luther ■	71
77	Faith Bapt. Bible	64
47	Loras	57
74	Coe ■	70
80	Buena Vista	103

Nickname: Dutch
 Colors: Red & White
 Arena: Kuyper Gymnasium
 Capacity: 3,000; Year Built: 1970
 AD: Al Dorenkamp
 SID: Larry Happel

CENTRAL ARK.

Conway, AR 72035-0001II

Coach: Rand Chappell,
Missouri St. 1985

2004-05 RESULTS (23-8)

79	Midwestern St. ■	63
76	West Tex. A&M ■	70
84	Lyon ■	75
81	Mo. Baptist ■	60
65	Northwest Mo. St. ■	48
79	Ark. Baptist ■	69
64	West Tex. A&M	55
111	Harris-Stowe ■	61
81	Central Wash. †	66
73	Ashland †	63
70	Midwestern St.	79
76	Christian Bros. ■	58
67	Ouachita Baptist	73
59	Arkansas Tech	51
73	Henderson St.	67
70	Harding ■	73
60	Delta St.	64
64	Ark.-Monticello	69
78	Southern Ark. ■	53
72	Christian Bros.	70
88	Ouachita Baptist ■	65
68	Arkansas Tech	64
79	Henderson St. ■	80
71	Harding	68
78	Delta St. ■	66
52	Ark.-Monticello ■	50
80	Southern Ark.	67
65	Ala.-Huntsville †	58
56	Montevallo †	60
74	West Ga. †	71
69	Lynn †	73

Nickname: Bears
 Colors: Purple & Gray
 Arena: Jeff Farris Center
 Capacity: 5,500; Year Built: 1973
 AD: Vance Strange
 SID: Steve East

CENTRAL CONN. ST.

New Britain, CT 06050-4010I

Coach: Howie Dickenman,
Central Conn. St. 1970

2004-05 RESULTS (12-16)

87	Colgate ■	70
58	Samford ■	72
53	Niagara	74
61	Florida Int'l ■	63
81	St. Francis (Pa.)	84
60	La Salle	48
59	Connecticut	87
80	Santa Clara	68
52	Charlotte †	66
68	Loyola (Md.) ■	65
63	Mt. St. Mary's ■	64
56	St. Francis (N.Y.)	75
71	Fairleigh Dickinson ■	82
86	Robert Morris ■	79
79	Sacred Heart	67
73	Long Island ■	58
53	Monmouth	70
75	Robert Morris	81
78	St. Francis (Pa.) ■	60
61	Wagner	66
78	Sacred Heart ■	68
75	Mt. St. Mary's	67
76	St. Francis (N.Y.) ■	86
75	Quinnipiac	70

58	Fairleigh Dickinson	63
55	Monmouth ■	56
95	Quinnipiac ■	85
53	Monmouth	54

Nickname: Blue Devils
 Colors: Blue & White
 Arena: Detrick Gymnasium
 Capacity: 4,500; Year Built: 1965
 AD: Charles Jones Jr.
 SID: Thomas Pincince

UCF

Orlando, FL 32816-3555I

Coach: Kirk Speraw, Iowa 1980

2004-05 RESULTS (24-9)

74	Alas. Fairbanks	63
55	Utah St. †	52
62	New Mexico St. †	58
97	P.R.-Mayaguez ■	52
55	Gardner-Webb ■	67
62	UMKC ■	56
90	Campbell ■	73
57	UMKC	56
82	Brown ■	83
65	Fordham ■	61
63	Georgia St.	76
71	Mercer	80
75	Jacksonville ■	57
70	Stetson ■	66
73	Fla. Atlantic	70
87	Troy ■	76
61	Fla. Atlantic ■	73
52	Belmont	67
63	Lipscomb	64
60	Belmont ■	57
67	Lipscomb ■	58
77	Troy	73
71	Stetson	62
82	Jacksonville	83
79	Mercer ■	65
70	Georgia St. ■	65
82	South Dakota St. ■	72
58	Gardner-Webb	55
63	Campbell	52
81	Mercer †	68
66	Belmont	61
63	Gardner-Webb †	54
71	Connecticut †	77

Nickname: Golden Knights
 Colors: Black & Gold
 Arena: UCF Arena
 Capacity: 5,100; Year Built: 1991
 AD: Steve Orsini
 SID: Matt Fairchild

CENTRAL MICH.

Mount Pleasant, MI 48859-0001 I

Coach: Jay Smith, Saginaw Valley 1984

2004-05 RESULTS (10-18)

85	Evansville	100
68	Valparaiso ■	55
70	Saginaw Valley ■	60
72	Kent St.	81
66	Rochester College ■	56
88	East Tenn. St. ■	77
63	Minnesota	77
54	Vanderbilt	86
73	Loyola (Ill.) ■	69
88	Marshall	83
67	Buffalo ■	83
82	Eastern Mich. ■	86
61	Miami (Ohio)	71
72	Northern Ill. ■	63
54	Ohio ■	74
56	Akron	95
73	Bowling Green ■	77
39	Western Mich.	84
56	Ball St. ■	69
56	Toledo ■	64

46 Northern Ill.	65
72 Eastern Mich.	79
84 Western Mich. ■	74
79 Cleveland St. ■	70
56 Kent St. ■	79
44 Toledo	68
71 Bowling Green	66
60 Kent St.	91

Nickname: Chippewas
 Colors: Maroon & Gold
 Arena: Rose Arena
 Capacity: 5,200; Year Built: 1973
 AD: Herbert W. Deromedi
 SID: Don Helinski

CENTRAL MO. ST.

Warrensburg, MO 64093II

Coach: Kim Anderson, Missouri 1979

2004-05 RESULTS (24-7)

79 Avila ■	57
91 Lincoln (Mo.)	79
89 Westminster (Mo.) ■	47
92 St. Edward's ■	62
83 Missouri Valley ■	72
80 Rockhurst ■	69
89 Ashland †	52
80 Seattle Pacific †	90
90 Pittsburg St. ■	71
83 Washburn ■	77
58 Kansas St.	80
81 Southwest Baptist	65
79 Mo. Western St. ■	72
72 Mo. Southern St.	88
80 Emporia St.	71
78 Mo.-Rolla ■	55
72 Truman	52
86 Northwest Mo. St. ■	78
86 Pittsburg St.	95
79 Northwest Mo. St.	64
83 Truman ■	69
70 Mo.-Rolla	46
87 Emporia St. ■	60
92 Mo. Southern St. ■	64
68 Mo. Western St.	70
81 Southwest Baptist ■	84
91 Washburn	85
65 Mo. Western St. †	63
77 Southwest Baptist †	68
103 Mo. Southern St. †	86
72 Tarleton St. †	75

Nickname: Mules
 Colors: Cardinal & Black
 Arena: CMSU Multipurpose Building
 Capacity: 8,500; Year Built: 1976
 AD: Jerry M. Hughes
 SID: Joe Moore

CENTRAL OKLA.

Edmond, OK 73034II

Coach: Terry Evans, Oklahoma 1992

2004-05 RESULTS (22-8)

86 St. Gregory's ■	68
94 Washburn ■	101
84 Northwestern Okla. ■	57
103 Paul Quinn †	80
73 St. Mary's (Tex.)	69
79 Incarnate Word ■	50
80 Tex. A&M-Kingsville	75
101 Tex. A&M-Commerce	110
91 Angelo St. ■	61
105 Abilene Christian ■	89
73 Lamar	78
63 Eastern N.M.	66
64 West Tex. A&M	58
93 Midwestern St. ■	85
73 Northeastern St. ■	66
59 Tarleton St.	46
62 Drury ■	60
81 Cameron	79

81 Southwestern Okla. ■	87
92 East Central	65
79 Southeastern Okla. ■	61
62 Northeastern St.	59
75 Tarleton St. ■	68
104 Cameron ■	71
76 Southwestern Okla.	74
102 East Central ■	79
75 Southeastern Okla.	79
67 West Tex. A&M ■	79
84 Washburn †	66
73 Tex. A&M-Commerce	81

Nickname: Bronchos
 Colors: Bronze & Blue
 Arena: Hamilton Field House
 Capacity: 3,000; Year Built: 1965
 AD: Bill Farley
 SID: Mike Kirk

CENTRAL WASH.

Ellensburg, WA 98926II

Coach: Greg Sparling,
 Central Wash. 1993

2004-05 RESULTS (11-16)

76 Warner Pacific ■	63
79 Cal St. Chico	99
79 Dominican (Cal.) †	82
75 St. Martin's	79
61 Grand Canyon	79
97 Grand Canyon	80
66 Central Ark. †	81
69 Cal St. Bakersfield †	88
88 Minn. St. Mankato †	78
71 Cal St. L.A. †	57
90 Seattle Pacific ■	79
105 Western Wash. ■	100
90 Alas. Anchorage	93
89 Alas. Fairbanks	82
84 Western Ore. ■	92
96 Humboldt St. ■	87
78 Seattle	85
63 Northwest Nazarene	76
98 Western Wash.	110
65 Seattle Pacific	72
77 Alas. Fairbanks ■	99
108 Alas. Anchorage ■	85
91 Humboldt St.	98
67 Western Ore.	68
97 Northwest Nazarene ■	84
90 Seattle ■	101
125 St. Martin's ■	109

Nickname: Wildcats
 Colors: Crimson & Black
 Arena: Nicholson Pavilion
 Capacity: 3,600; Year Built: 1959
 AD: Jack Bishop
 SID: Jonathan Gordon

CENTRE

Danville, KY 40422-1394III

Coach: Greg Mason, Centre 1994

2004-05 RESULTS (20-7)

72 Emory & Henry †	54
60 Rust †	59
60 Maryville (Tenn.)	58
59 Emory & Henry	69
59 N.C. Wesleyan †	53
77 Rhodes ■	65
61 Hendrix ■	52
68 Transylvania ■	69
95 Thomas More ■	73
83 LaGrange ■	56
76 Heidelberg ■	58
78 Berea ■	66
92 Sewanee ■	74
44 Oglethorpe	54
54 Millsaps	57
65 Trinity (Tex.)	73

52 Southwestern (Tex.)	55
68 Rose-Hulman ■	44
73 DePauw ■	68
97 Rhodes	59
80 Hendrix	67
70 Thomas More	52
72 Sewanee	63
74 Oglethorpe ■	72
69 Millsaps ■	64
66 Rose-Hulman †	61
61 Trinity (Tex.) †	80

Nickname: Colonels
 Colors: Gold & White
 Arena: Alumni Memorial Gym
 Capacity: 1,800; Year Built: 1950
 AD: Brian E. Chafin
 SID: Mike Pritchard

CHADRON ST.

Chadron, NE 69337-2690II

Coach: Dan Beebe, Chadron St. 1992

2004-05 RESULTS (13-14)

76 South Dak. Tech	46
88 Johnson & Wales (CO) ■	81
94 Black Hills St. †	64
80 South Dak. Tech	73
90 Mont. St.-Billings	101
86 Colorado Col. ■	74
79 N.M. Highlands ■	63
103 UC-Colo. Spgs. ■	74
66 Colorado St.-Pueblo	64
76 Cameron †	87
66 Goldey-Beacom †	64
99 Western St. ■	55
45 Mesa St. ■	78
71 Fort Lewis	87
78 Adams St.	75
69 Fort Hays St. ■	60
66 Neb.-Kearney ■	75
52 Colorado Mines ■	50
73 Colo. Christian ■	74
60 Metro St.	89
61 Regis (Colo.)	74
98 Colo. Christian	105
55 Colorado Mines	79
61 Regis (Colo.) ■	68
53 Metro St. ■	86
72 Fort Hays St.	86
80 Neb.-Kearney	96

Nickname: Eagles
 Colors: Cardinal & White
 Arena: Armstrong
 Capacity: 2,500; Year Built: 1965
 AD: Bradley Roy Smith
 SID: Con Marshall

CHAMINADE

Honolulu, HI 96816-1578II

Coach: Aaron Griess,
 Colorado Col. 1993

2004-05 RESULTS (16-11)

67 Winona St. ■	64
62 Texas †	84
63 Louisville †	93
56 Brigham Young †	77
82 Carleton	79
70 Coastal Caro. ■	61
92 Hawaii-Hilo ■	73
105 Waldorf	63
88 Graceland (Iowa) ■	82
92 Northwest Nazarene ■	94
115 St. Martin's	68
90 Mont. St.-Billings ■	58
93 Western N.M. ■	83
86 Western N.M. ■	63
119 Hawaii Pacific	121
81 Hawaii Pacific ■	65
79 Hawaii-Hilo	81
66 Hawaii-Hilo	72

81 Hawaii Pacific ■	69
83 BYU-Hawaii	100
89 Grand Canyon	81
92 Western N.M.	77
79 Mont. St.-Billings	82
95 Mont. St.-Billings	102
90 BYU-Hawaii ■	80
102 BYU-Hawaii	104
78 Grand Canyon ■	71

Nickname: Silverswords
 Colors: Royal Blue & White
 Arena: McCabe Gym
 Capacity: 2,500
 AD: Aaron Griess
 SID: Matt Mahar

CHAPMAN

Orange, CA 92866III

Coach: Mike Bokosky, Fort Lewis 1978

2004-05 RESULTS (18-7)

64 Cal Maritime ■	22
77 Notre Dame de Namur ■	56
52 Biola ■	63
56 UC San Diego	59
98 La Verne †	80
92 Cal St. East Bay †	94
60 Loras †	71
123 Redlands ■	107
59 Whittier ■	76
56 Cal Lutheran †	66
92 Caltech	41
106 Pitt.-Greensburg ■	102
58 Johns Hopkins †	53
81 Millikin †	85
77 Colorado Col. †	59
58 Whittier	51
67 Claremont-HMS	58
53 UC Santa Cruz	46
98 Colorado Col. †	57
51 West Coast Chrst. ■	51
72 La Sierra ■	59
77 West Coast Chrst.	64
77 LIFE Bible	56
84 La Sierra	46
69 UC Santa Cruz ■	54

Nickname: Panthers
 Colors: Cardinal & Gray
 Arena: Hutton Sports Center
 Capacity: 2,400; Year Built: 1978
 AD: David Currey
 SID: Doug Aiken

COL. OF CHARLESTON

Charleston, SC 29424I

Coach: Tom Herrion, Merrimack 1989

2004-05 RESULTS (18-10)

57 Colorado	72
56 Charleston So.	41
78 Towson	58
79 East Tenn. St.	72
61 Auburn ■	76
56 Western Mich. ■	69
59 UNC Wilmington ■	57
87 Coastal Caro. ■	69
85 Harvard ■	62
85 St. Peter's ■	80
93 Canisius ■	72
66 Elon ■	47
81 Wofford ■	77
72 Ga. Southern	90
62 Davidson	67
67 Furman ■	53
68 Appalachian St.	76
79 UNC Greensboro ■	67
71 Ga. Southern ■	64
77 Western Caro. ■	68
59 Chattanooga	82
66 Citadel	63

74 Davidson ■	76
83 Wofford	87
85 Va. Commonwealth ■	75
72 Furman	66
80 Citadel ■	48
60 Appalachian St. †	63

Nickname: Cougars
 Colors: Maroon & White
 Arena: F. Mitchell Johnson Center
 Capacity: 3,500; Year Built: 1983
 AD: Jerry I. Baker
 SID: Tony Ciuffo

CHARLESTON (W.V.)

Charleston, WV 25304II

Coach: Greg White, Marshall 1982

2004-05 RESULTS (20-9)

82 Lock Haven ■	51
78 Pitt.-Johnstown ■	65
74 West Va. Wesleyan	71
57 Elizabeth City St.	52
80 St. Augustine's †	69
71 Shawnee St.	74
62 Edinboro	77
111 Cinn.-Clermont ■	49
80 West Va. Tech.	74
77 West Virginia St. ■	78
90 Bluefield St. ■	59
63 Salem Int'l ■	67
87 Davis & Elkins	82
60 Shepherd	59
89 Glenville St. ■	64
75 Alderson-Broadus ■	83
109 Southern Va. ■	70
69 Concord	84
88 West Liberty St. ■	69
97 Pitt.-Johnstown	85
90 Fairmont St.	81
76 Ohio Valley	56
74 Wheeling Jesuit ■	69
57 West Virginia St.	60
56 West Va. Tech ■	72
88 Concord ■	76
88 Bluefield St.	74
74 Bluefield St. ■	66
79 West Liberty St. †	91

Nickname: Golden Eagles
 Colors: Maroon & Gold
 Arena: Eddie King Gym
 Capacity: 2,080; Year Built: 1988
 AD: Tom Nozica
 SID: Lee Bradley

CHARLESTON SO.

Charleston, SC 29423-8087I

Coach: Jim Platt, Concordia (Ill.) 1973

2004-05 RESULTS (13-17)

41 Col. of Charleston ■	56
82 Voorhees ■	58
38 Notre Dame	54
55 Clemson	73
59 Lander ■	67
65 Wofford ■	84
48 Georgia Tech	90
50 Fordham †	49
52 Brown †	65
79 Robert Morris ■	70
64 UNC Asheville	63
78 VMI	67
67 Radford	60
76 High Point ■	74
59 Liberty ■	71
41 Birmingham-So.	67
45 Winthrop	58
63 UNC Asheville ■	66
64 Coastal Caro. ■	62
56 Radford ■	66
56 VMI ■	50

66 Liberty	70
56 High Point	74
65 Citadel ■	46
54 Coastal Caro.	57
51 Birmingham-So. ■	48
62 Winthrop ■	65
66 Liberty	60
58 High Point	55
46 Winthrop	68

Nickname: Buccaneers
 Colors: Navy & Old Gold
 Arena: CSU Fieldhouse
 Capacity: 1,000; Year Built: 1965
 AD: Hank Small
 SID: David Shelton

CHARLOTTE

Charlotte, NC 28223I

Coach: Bobby Lutz, Charlotte 1980

2004-05 RESULTS (21-8)

93 Long Beach St. ■	64
71 Rutgers ■	73
85 Valparaiso	71
84 La.-Lafayette ■	68
101 Alabama ■	102
87 Davidson	68
80 Georgia St. ■	65
64 UNC Asheville ■	52
74 Indiana	73
80 Yale †	74
66 Central Conn. St. †	52
72 East Caro. ■	60
91 UAB	85
65 St. Louis ■	59
58 Cincinnati	80
76 Marquette	66
94 TCU ■	87
51 East Caro.	54
91 Cincinnati ■	90
91 Houston ■	71
83 St. Louis	78
66 DePaul ■	62
86 Tulane	67
80 Memphis ■	77
81 Southern Miss. ■	58
82 Louisville	94
73 South Fla.	85
69 Memphis	83
63 North Carolina St. †	75

Nickname: 49ers
 Colors: Green & White
 Arena: Dale F. Halton Arena
 Capacity: 9,105; Year Built: 1996
 AD: Judith W. Rose
 SID: Thomas E. Whitestone

CHATTANOOGA

Chattanooga, TN 37403-2598 ..I

Coach: John Shulman,
 East Tenn. St. 1989

2004-05 RESULTS (20-11)

113 Toccoa Falls ■	52
67 Ohio St.	84
82 Brevard ■	42
59 Virginia Tech	63
69 Tennessee	68
75 Belmont	67
102 Virginia-Wise ■	46
72 North Texas	56
59 Birmingham-So. ■	64
76 Austin Peay	68
66 Citadel ■	57
81 Western Caro. ■	61
73 Elon	67
88 Wofford	64
84 Ga. Southern	107
93 East Tenn. St. ■	59
60 Appalachian St. ■	52
57 UNC Greensboro	62

53 Davidson	67
59 Elon ■	62
82 Col. of Charleston ■	59
61 Appalachian St.	83
82 UNC Greensboro ■	68
75 Western Caro.	66
68 Creighton	100
78 East Tenn. St.	64
65 Furman ■	73
77 East Tenn. St. ■	70
57 Appalachian St. ■	51
66 UNC Greensboro ■	62
54 Wake Forest †	70

Nickname: Mocs
 Colors: Navy Blue & Old Gold
 Arena: The McKenzie Arena
 Capacity: 11,218; Year Built: 1982
 AD: Steve Sloan
 SID: Jeff Romero

CHESTNUT HILL

Philadelphia, PA 19118-2693 ..III

Coach: Jesse Balcer, Philadelphia U.

2004-05 RESULTS (15-12)

64 Salisbury †	70
86 Valley Forge Chrst. †	60
76 Widener	80
96 Polytechnic (N.Y.) ■	73
72 King's (Pa.)	69
63 D'Youville ■	48
81 Cazenovia ■	58
82 Keuka ■	71
94 Villa Julie ■	85
48 Messiah ■	71
59 Lebanon Valley	81
76 FDU-Florham †	96
63 Arcadia ■	68
66 D'Youville	55
61 Delaware Valley	72
73 Keystone	64
66 Keystone ■	64
55 Rowan	81
88 Cazenovia	71
84 Penn St.-Berks	54
74 Keuka	77
87 Villa Julie	76
86 Polytechnic (N.Y.)	73
72 Hood	89
77 Polytechnic (N.Y.) ■	61
70 Villa Julie ■	81

Nickname: Griffins
 Colors: Scarlet & White
 Arena: Sorgenti Arena
 Capacity: 1,400; Year Built: 2000
 AD: Bill Stiles
 SID: Jackie deMarteleire

CHEYNEY

Cheyney, PA 19319-0200II

Coach: Cleo Hill Jr., N.C. Central 1994

2004-05 RESULTS (4-20)

94 Bowie St.	104
126 Allen †	89
70 Virginia St. †	78
69 Elizabeth City St.	77
75 Lincoln (Pa.) †	77
77 Lock Haven	86
66 Indiana (Pa.)	86
83 Clarion ■	86
73 Slippery Rock	83
72 Edinboro	87
69 Kutztown ■	77
58 Shippensburg ■	72
51 California (Pa.) ■	56
64 West Chester	78
55 Bloomsburg	58
57 East Stroudsburg ■	59
69 Millersville	78
82 Mansfield ■	97

83 Kutztown	87
78 West Chester ■	66
81 Bloomsburg ■	74
84 East Stroudsburg	78
75 Millersville ■	92
91 Mansfield	102

Nickname: Wolves
 Colors: Blue & White
 Arena: Cope Hall
 Capacity: 1,500; Year Built: 1961
 AD: Patric Simon
 SID: Lenn Margolis

CHICAGO

Chicago, IL 60637III

Coach: Mike McGrath, DePaul 1992

2004-05 RESULTS (10-15)

67 St. Mary's (Minn.) ■	50
58 Wis.-Stevens Point ■	70
43 Lake Forest	55
74 Aurora ■	73
65 Dominican (Ill.)	55
55 Wheaton (Ill.) ■	67
63 Ill. Wesleyan	78
48 St. Norbert	62
63 Kalamazoo	65
66 Ohio Wesleyan	72
89 Denison	64
61 Washington-St. Louis ■	56
62 Emory ■	57
82 Case Reserve ■	71
72 Carnegie Mellon	81
52 Rochester	64
51 New York U.	60
75 Brandeis	88
80 Brandeis ■	65
86 New York U. ■	72
102 Case Reserve	71
68 Emory	83
59 Rochester	70
73 Carnegie Mellon ■	75
60 Washington-St. Louis	69

Nickname: Maroons
 Colors: Maroon & White
 Arena: Gerald Ratner Athletics Center
 Capacity: 1,558; Year Built: 2003
 AD: Thomas Weingartner
 SID: Dave Hilbert

CHICAGO ST.

Chicago, IL 60628-1598I

Coach: Kevin Jones, Eastern Ill. 1987

2004-05 RESULTS (9-19)

53 UCLA	64
57 Texas Southern	63
71 Wis.-Green Bay ■	79
53 Northwestern	78
59 Illinois	78
58 Minnesota	68
70 Texas A&M	90
62 Detroit ■	47
59 Tex. A&M-Corp. Chris	86
59 Baylor	77
64 Centenary (La.)	57
76 Western Ill. ■	67
71 Southern Utah	78
61 Oakland	74
67 Valparaiso ■	77
76 Oral Roberts ■	79
71 IUPUI ■	63
81 Southern Utah ■	68
72 UMKC	69
69 Valparaiso	76
63 Centenary (La.) ■	66
49 Oral Roberts	65
73 Oakland ■	62
62 IUPUI	90
74 UMKC ■	72
53 Western Ill.	64

72 Valparaiso †.....	67
53 Oakland †.....	56

Nickname: Cougars
 Colors: Green & White
 Arena: Jacoby Dickens Center
 Capacity: 2,500; Year Built: 1971
 AD: Sudie Davis
 SID: Ben Greenberg

CHOWAN

Murfreesboro, NC 27855III

Coach: Jim Tribbett, Florida St. 1977

2004-05 RESULTS (14-12)

87 Southern Va. ■.....	70
64 Lynchburg ■.....	79
78 Va. Wesleyan.....	84
60 North Central (Ill.) †.....	80
62 Roanoke †.....	66
61 Citadel.....	80
55 William Penn †.....	44
88 Briarcliffe †.....	53
64 Guilford ■.....	72
80 Goucher.....	88
68 Muhlenberg ■.....	63
94 Albright †.....	91
88 Wash. & Jeff.....	72
85 N.C. Wesleyan ■.....	66
66 Chris. Newport.....	88
65 Methodist ■.....	91
75 Newport News.....	73
72 Ferrum.....	61
70 Averett.....	78
71 N.C. Wesleyan.....	76
77 Chris. Newport ■.....	66
88 Newport News ■.....	75
77 Methodist.....	70
81 Averett ■.....	65
89 Ferrum ■.....	76
68 Southern Wesleyan †.....	79

Nickname: Braves
 Colors: Columbia Blue & White
 Arena: Helms Center
 Capacity: 3,000; Year Built: 1979
 AD: James Tribbett
 SID: Meredith Davies Long

CHRISTIAN BROS.

Memphis, TN 38104II

Coach: Mike Nienaber,
 Mississippi Col. 1977

2004-05 RESULTS (14-13)

70 LeMoyne-Owen.....	60
66 Northern Mich. †.....	65
52 Michigan Tech †.....	55
74 Lane.....	71
65 Lane ■.....	67
87 Williams Baptist.....	72
91 LeMoyne-Owen ■.....	65
89 North Ala. ■.....	79
84 Grand Canyon.....	64
69 Southern N.H. †.....	88
58 Central Ark.....	76
112 Williams Baptist ■.....	60
66 Ouachita Baptist ■.....	53
73 Arkansas Tech.....	67
76 Henderson St. ■.....	72
67 Harding.....	70
63 Delta St. ■.....	67
46 Ark.-Monticello ■.....	66
88 Southern Ark.....	91
70 Central Ark. ■.....	72
75 Ouachita Baptist.....	59
63 Ark.-Monticello.....	81
89 Arkansas Tech ■.....	79
50 Henderson St.....	57
69 Harding ■.....	82
54 Delta St.....	78
66 Southern Ark. ■.....	63

Nickname: Buccaneers
 Colors: Scarlet & Gray
 Arena: Canale Arena
 Capacity: 1,000; Year Built: 1951
 AD: Joseph Nadicksbernd
 SID: Justin Maskus

CHRIS. NEWPORT

Newport News,
 VA 23606-2998III

Coach: C.J. Woollum,
 Ky. Wesleyan 1971

2004-05 RESULTS (18-8)

82 Lake Erie ■.....	67
90 Me.-Presque Isle ■.....	57
91 Eastern Conn. St. ■.....	60
90 Fisk ■.....	72
69 Randolph-Macon.....	66
70 Va. Wesleyan.....	96
66 Frostburg St.....	70
71 Muhlenberg ■.....	66
93 Rutgers-Camden.....	54
102 St. Mary's (Md.) ■.....	79
66 Salisbury ■.....	50
66 Shenandoah.....	76
88 Chowan ■.....	66
78 N.C. Wesleyan.....	77
60 Ferrum ■.....	73
60 Averett ■.....	51
81 Methodist.....	89
51 Greensboro.....	56
64 Shenandoah ■.....	59
66 Chowan.....	77
81 N.C. Wesleyan ■.....	69
71 Averett.....	64
83 Ferrum.....	79
85 Methodist ■.....	65
89 Greensboro ■.....	69
69 N.C. Wesleyan †.....	82

Nickname: Captains
 Colors: Blue & Silver
 Arena: Freeman Center
 Capacity: 2,300; Year Built: 2000
 AD: C. J. Woollum
 SID: Francis Tommasino

CINCINNATI

Cincinnati, OH 45221-0021I

Coach: Bob Huggins,
 West Virginia 1977

2004-05 RESULTS (25-8)

88 Valparaiso ■.....	70
76 UNI ■.....	70
79 Purdue †.....	59
65 Dayton.....	55
88 Vanderbilt.....	72
61 Detroit ■.....	44
81 Northwestern St. ■.....	65
95 Jackson St. ■.....	43
84 La Salle ■.....	63
77 Miami (Ohio) ■.....	53
95 Longwood †.....	69
45 Illinois †.....	67
83 DePaul ■.....	54
69 St. Louis.....	53
84 East Caro.....	78
66 Louisville ■.....	69
80 Charlotte ■.....	58
70 Wake Forest ■.....	74
74 South Fla.....	48
87 Houston ■.....	68
70 Louisville.....	77
90 Charlotte.....	91
65 Xavier ■.....	54
66 DePaul.....	85
83 Southern Miss. ■.....	51
72 UAB ■.....	69
80 Marquette ■.....	68
89 TCU.....	74

77 Tulane ■.....	56
62 Memphis.....	60
68 South Fla. †.....	80
76 Iowa †.....	64
60 Kentucky †.....	69

Nickname: Bearcats
 Colors: Red & Black
 Arena: Myrl Shoemaker Center
 Capacity: 13,176; Year Built: 1989
 AD: Robert G. Goin
 SID: Brian Teter

CITADEL

Charleston, SC 29409-6150I

Coach: Pat Dennis, Wash. & Lee 1979

2004-05 RESULTS (12-16)

69 Army.....	62
73 Wash. & Lee ■.....	62
34 Georgetown.....	69
80 Chowan ■.....	61
95 Voorhees ■.....	60
75 Atlanta Christian ■.....	49
81 Savannah St. ■.....	58
52 Clemson.....	76
65 Western Caro. ■.....	60
87 Navy ■.....	72
57 Chattanooga.....	66
76 Ga. Southern ■.....	65
70 Savannah St.....	47
59 Furman.....	83
76 Wofford.....	74
68 UNC Greensboro ■.....	78
80 East Tenn. St.....	76
59 Davidson.....	81
63 Wofford ■.....	73
66 Appalachian St.....	84
60 Furman ■.....	63
63 Col. of Charleston ■.....	66
81 Ga. Southern.....	115
46 Charleston So.....	65
58 Elon ■.....	65
68 Davidson ■.....	75
48 Col. of Charleston.....	80
59 Appalachian St. †.....	68

Nickname: Bulldogs
 Colors: Blue & White
 Arena: McAlister Field House
 Capacity: 6,000; Year Built: 1939
 AD: Les Robinson
 SID: Kevin Rhodes

CCNY

New York, NY 10031III

Coach: Andre Stampfel, Baruch 1996

2004-05 RESULTS (8-19)

87 St. Joseph's (Brkln) ■.....	67
74 Maritime (N.Y.).....	69
67 Lehman.....	76
58 Skidmore.....	85
59 Nazareth †.....	64
78 Hunter.....	84
78 Baruch ■.....	85
53 Montclair St. ■.....	88
70 Farmingdale.....	85
60 Yeshiva.....	80
53 Stevens Institute.....	75
88 N.C. Wesleyan ■.....	91
80 City Tech.....	86
70 Medgar Evers ■.....	41
69 Brooklyn.....	56
57 York (N.Y.).....	69
66 Staten Island ■.....	54
54 Merchant Marine.....	58
40 John Jay.....	44
61 Baruch.....	88
79 Hunter.....	73
57 St. Joseph's (LI.) ■.....	58
46 Lehman.....	86

40 John Jay ■.....	38
49 Mt. St. Mary (N.Y.).....	66
72 Baruch †.....	69
69 City Tech †.....	83

Nickname: Beavers
 Colors: Lavender & Black
 Arena: Nat Holman Gymnasium
 Capacity: 3,500; Year Built: 1972
 AD: Robert Coleman
 SID: Derrick Harrison

CLAREMONT-M-S

Claremont, CA 91711-6400III

Coach: Ken Scalmanini,
 Cal Poly Pomona 1993

2004-05 RESULTS (14-11)

73 Vanguard.....	76
67 Fresno Pacific ■.....	64
56 Willamette ■.....	57
77 Gwynedd-Mercy ■.....	65
70 Dominican (Cal.).....	81
69 Menlo.....	46
73 Hope Int'l ■.....	75
74 Concordia (Cal.).....	80
73 Westmont ■.....	77
68 La Sierra.....	51
58 Chapman ■.....	67
63 Cal Lutheran.....	71
59 Caltech.....	47
69 La Verne ■.....	65
47 Pomona-Pitzer ■.....	58
126 Redlands.....	117
76 Whittier.....	55
68 Occidental ■.....	52
68 Cal Lutheran ■.....	67
75 Caltech.....	32
81 La Verne.....	87
52 Pomona-Pitzer.....	45
137 Redlands ■.....	96
80 Whittier ■.....	50
63 Occidental.....	70

Nickname: Stags
 Colors: Maroon, Gold & White
 Arena: Ducey Gymnasium
 Capacity: 1,200; Year Built: 1959
 AD: Michael L. Sutton
 SID: Kelly Beck

CLARION

Clarion, PA 16214II

Coach: Ron Righter, St. Joseph's 1975

2004-05 RESULTS (19-9)

79 Allegheny ■.....	70
73 Alderson-Broaddus †.....	97
116 Ohio-Zanesville †.....	43
92 Penn St.-Altoona ■.....	47
55 Mercyhurst.....	43
73 Cleveland St.....	91
77 Bloomsburg ■.....	60
74 Penn St.-McKeesport ■.....	53
64 Millersville.....	78
86 Cheyney.....	83
69 Kutztown ■.....	63
72 West Chester ■.....	61
57 Shippensburg.....	61
79 Mansfield.....	69
61 East Stroudsburg.....	75
83 Lock Haven ■.....	57
60 Slippery Rock.....	66
62 California (Pa.) ■.....	50
72 Edinboro ■.....	66
82 Indiana (Pa.) ■.....	78
64 Shippensburg ■.....	57
66 Lock Haven.....	67
73 Pitt.-Johnstown ■.....	64
75 Slippery Rock.....	61
72 California (Pa.).....	49
69 Edinboro.....	61

68 Indiana (Pa.).....85
 51 Shippensburg ■.....56

Nickname: Golden Eagles
 Colors: Blue & Gold
 Arena: W.S. Tippin Gymnasium
 Capacity: 4,000; Year Built: 1968
 AD: Robert Carlson
 SID: Rich Herman

CLARK ATLANTA

Atlanta, GA 30314II

Coach: Larry Nolley, Clark Atlanta 1981

2004-05 RESULTS (6-22)

52 West Ga.	94
72 Xavier (La.).....	84
56 West Ala. †.....	62
68 Stillman	71
55 Tuskegee	96
58 Tampa ■.....	72
69 Lane ■.....	73
75 Kentucky St. ■.....	65
80 Paine	96
55 Benedict.....	80
65 LeMoyne-Owen ■.....	81
74 Miles ■.....	69
64 Lane	70
76 Kentucky St.	79
65 Tuskegee ■.....	61
64 Claffin	85
60 Morehouse.....	52
64 Fort Valley St.	72
48 Albany St. (Ga.) ■.....	65
47 Paine ■.....	66
42 Benedict ■.....	58
65 Stillman ■.....	75
60 Albany St. (Ga.)	86
79 Fort Valley St. ■.....	55
59 Morehouse.....	82
73 LeMoyne-Owen	66
56 Miles	75
47 Lane †.....	59

Nickname: Panthers
 Colors: Red, Black & Grey
 Arena: L.S. Epps Gym
 Capacity: 1,800
 AD: Brenda Edmond
 SID: Lavanda Pearson

CLARK (MASS.)

Worcester, MA 01610-1477III

Coach: Morgan Cassara, St. Lawrence

2004-05 RESULTS (11-15)

51 Buffalo St.	57
69 Rensselaer †.....	58
44 Amherst	71
44 Worcester St. ■.....	48
63 Tufts ■.....	64
38 Brandeis.....	82
54 Fitchburg St.	40
80 New Jersey City †.....	86
65 McDaniel †.....	39
59 Wheaton (Mass.)	77
67 WPI ■.....	79
69 Babson ■.....	61
69 Trinity (Conn.) ■.....	79
58 MIT ■.....	68
80 Nichols ■.....	64
61 Springfield	65
50 WPI.....	76
63 Wheaton (Mass.) ■.....	77
80 Coast Guard	76
55 Babson	54
52 Springfield ■.....	67
70 MIT	66
73 Becker ■.....	48
69 Coast Guard ■.....	54
71 Coast Guard ■.....	58
64 WPI.....	73

Nickname: Cougars
 Colors: Scarlet & White
 Arena: Kneller Athletic Center
 Capacity: 2,000; Year Built: 1977
 AD: Linda S. Moulton
 SID: Joe Brady

CLARKE

Dubuque, IA 52001.....III

Coach: Jon Davison, Dubuque 1961

2004-05 RESULTS (20-7)

64 Hampden-Sydney	72
90 Cabrini †.....	64
80 Mt. Mercy ■.....	75
78 Loras	73
81 Dubuque †.....	67
71 Knox	63
85 Cornell College.....	71
69 Northwest Mo. St.	93
72 Edgewood	58
79 Purdue-North Cent. ■.....	68
66 North Central (Ill.) ■.....	67
113 Tri-State ■.....	84
87 Marian (Wis.) ■.....	69
72 Benedictine (Ill.) ■.....	79
65 Concordia (Ill.)	49
82 Dominican (Ill.)	64
92 Rockford ■.....	80
103 Eureka ■.....	78
88 Aurora ■.....	83
64 Benedictine (Ill.)	65
63 Aurora.....	87
91 Concordia (Ill.) ■.....	59
93 Dominican (Ill.) ■.....	67
96 Rockford.....	66
89 Eureka.....	83
76 Concordia (Ill.) ■.....	50
70 Benedictine (Ill.)	78

Nickname: Crusaders
 Colors: Navy & Gold
 Arena: Kehl Center
 Capacity: 900; Year Built: 1994
 AD: Curt Long
 SID: Jerry Hanson

CLARKSON

Potsdam, NY 13699-5830.....III

Coach: Adam Stockwell, Le Moyne 1996

2004-05 RESULTS (7-18)

96 Mass. Liberal Arts †.....	102
59 Hilbert †.....	56
65 Plattsburgh St.	90
57 Rochester	79
87 St. Lawrence †.....	94
45 Potsdam St. ■.....	64
79 Paul Smith ■.....	57
56 Rochester Inst.	82
59 Hilbert	57
68 Utica ■.....	63
52 Oswego St.	74
71 Hamilton	77
65 Hobart ■.....	71
54 Rensselaer	71
59 Vassar	67
65 St. Lawrence ■.....	60
56 Union (N.Y.) ■.....	66
51 Skidmore ■.....	57
49 Vassar ■.....	36
46 Rensselaer ■.....	41
67 St. Lawrence.....	69
39 Hobart	74
60 Hamilton	83
61 Skidmore	74
62 Union (N.Y.).....	67

Nickname: Golden Knights
 Colors: Green & Gold
 Arena: Alumni Gymnasium
 Capacity: 2,000; Year Built: 1952
 AD: Steve Yanoukas
 SID: Tommy Szarka

CLAYTON ST.

Morrow, GA 30260.....II

Coach: Gordon Gibbons,
 Springfield 1968

2004-05 RESULTS (18-13)

54 Indiana (Pa.) †.....	67
74 Bentley †.....	90
90 North Fla. †.....	72
70 Reinhardt ■.....	75
106 Webber Int'l ■.....	58
91 Southeastern Fla. ■.....	47
58 N.C. Central	59
61 N.C. Central ■.....	64
78 West Ga. ■.....	81
69 West Ga.	76
86 Bluefield Col. ■.....	59
81 Mass.-Dartmouth ■.....	53
74 Johnson C. Smith ■.....	59
76 Edward Waters ■.....	65
55 North Fla.	50
47 Francis Marion ■.....	54
56 Armstrong Atlantic ■.....	44
71 Lander ■.....	49
76 Columbus St.	78
82 UNC Pembroke	64
63 Armstrong Atlantic.....	59
61 S.C.-Aiken	58
82 Columbus St. ■.....	72
61 S.C. Upstate.....	59
52 Kennesaw St.	62
62 GC&SU.....	60
51 North Fla. ■.....	58
59 Augusta St.	65
75 Kennesaw St. ■.....	70
66 GC&SU ■.....	59
53 Augusta St.	67

Nickname: Lakers
 Colors: Blue & Orange
 Arena: Athletics Center
 Capacity: 2,000; Year Built: 1983
 AD: Mason Barfield
 SID: Gid Rowell

CLEMSON

Clemson, SC 29634I

Coach: Oliver Purnell,
 Old Dominion 1975

2004-05 RESULTS (16-16)

98 Hampton ■.....	54
78 UNC Asheville ■.....	59
70 Boston College	79
80 Ohio St. ■.....	73
63 South Carolina	62
73 Charleston So. ■.....	55
83 Norfolk St. ■.....	56
76 Citadel ■.....	52
66 UAB †.....	78
83 Indiana St. †.....	57
60 Georgetown †.....	75
74 East Caro. ■.....	40
54 Duke	62
68 Wake Forest ■.....	103
56 Florida St.	54
57 Virginia Tech	59
58 North Carolina ■.....	77
79 Virginia	81
65 Miami (Fla.)	69
70 North Carolina St. ■.....	80
88 Maryland ■.....	73
62 Georgia Tech ■.....	70
77 Miami (Fla.) ■.....	83
59 Georgia †.....	42
56 North Carolina	88
97 Maryland.....	93
83 Florida St. ■.....	74
66 Virginia Tech ■.....	64
56 Georgia Tech	64
84 Maryland †.....	72
81 North Carolina †.....	88
74 Texas A&M	82

Nickname: Tigers
 Colors: Burnt Orange & Northwest Purple
 Arena: Littlejohn Coliseum
 Capacity: 10,000; Year Built: 1968
 AD: Terry Don Phillips
 SID: Tim Bourret

CLEVELAND ST.

Cleveland, OH 44115-2440I

Coach: Mike Garland,
 Northern Mich. 1977

2004-05 RESULTS (9-17)

73 Hillsdale ■.....	64
79 Norfolk St. ■.....	47
91 Clarion ■.....	73
75 Akron.....	79
68 Kent St. ■.....	71
65 Utah Valley St.	72
76 Eastern Mich.	89
64 North Carolina.....	107
55 Loyola (Ill.)	70
57 Wright St.	73
78 Youngstown St. ■.....	62
76 Wis.-Green Bay	81
57 Ill.-Chicago.....	74
65 Wis.-Milwaukee	85
78 Youngstown St.	77
77 Butler ■.....	57
67 Wright St. ■.....	53
62 Wis.-Green Bay ■.....	69
69 Detroit ■.....	62
65 Butler	56
66 Ill.-Chicago ■.....	73
52 Detroit	67
70 Central Mich.	79
63 Loyola (Ill.) ■.....	67
59 Wis.-Milwaukee ■.....	81
65 Ill.-Chicago.....	84

Nickname: Vikings
 Colors: Forest Green & White
 Arena: Henry J. Goodman Arena
 Capacity: 13,610; Year Built: 1991
 AD: Lee Reed
 SID: Brian McCann

COAST GUARD

New London, CT 06320-4195 ..III

Coach: Peter Barry, San Francisco 1970

2004-05 RESULTS (13-11)

70 Johnson & Wales	76
81 Daniel Webster ■.....	51
68 Albertus Magnus ■.....	64
77 Anna Maria ■.....	51
80 Nichols	73
74 Wentworth Inst.	61
55 Merchant Marine	56
88 Becker ■.....	56
52 MIT ■.....	70
49 Springfield	55
67 Trinity (Conn.).....	80
70 Wheaton (Mass.).....	82
75 Connecticut Col. ■.....	60
64 WPI	74
84 Babson ■.....	80
61 Springfield ■.....	76
63 Roger Williams ■.....	51
67 MIT	62
76 Clark (Mass.) ■.....	80
71 Babson	62
71 WPI ■.....	61
78 Wheaton (Mass.) ■.....	75
54 Clark (Mass.)	69
58 Clark (Mass.)	71

Nickname: Bears
 Colors: Blue & White
 Arena: John Merriman Gymnasium
 Capacity: 2,400; Year Built: 1964
 AD: Raymond Cieplik
 SID: Jason Southard

COASTAL CARO.

Conway, SC 29528-6054I

Coach: Pete Strickland, Pittsburgh 1979

2004-05 RESULTS (10-19)

46	Indiana St.	70
80	Evansville	87
73	UNC Greensboro	79
65	Hawaii	72
61	Chaminade	70
62	Eastern Ky. ■	77
86	Coker ■	50
88	Jacksonville St. ■	78
61	UNC Wilmington ■	64
69	Col. of Charleston	87
63	Ohio Northern ■	45
51	Tennessee	83
76	Winthrop ■	68
82	Radford	93
79	VMI	68
64	Liberty ■	71
64	High Point ■	79
66	Winthrop	80
69	Birmingham-So.	68
70	UNC Asheville ■	54
62	Charleston So.	64
75	VMI ■	70
79	Radford ■	61
72	High Point	79
68	Liberty	72
71	UNC Asheville	83
57	Charleston So. ■	54
55	Birmingham-So. ■	68
62	Winthrop	74

Nickname: Chanticleers

Colors: Coastal Green, Bronze & Black

Arena: Kimbel Arena

Capacity: 1,039; Year Built: 1974

AD: Warren Koegel

SID: John Martin

COE

Cedar Rapids, IA 52402-5092...III

Coach: Brent Brase,
Cornell College 1990

2004-05 RESULTS (14-13)

72	Wis.-Eau Claire ■	77
75	Wis.-La Crosse ■	66
79	Mt. Mercy ■	82
77	Iowa Wesleyan ■	85
73	William Penn	77
55	Augustana (Ill.)	78
91	Faith Bapt. Bible ■	67
78	St. John's (Minn.)	60
85	Concordia (Wis.)	72
59	Loras ■	70
79	Central (Iowa) ■	67
73	Cornell College ■	38
67	Wartburg	68
68	Buena Vista	69
85	Simpson ■	78
66	Luther	57
80	Dubuque ■	84
78	Loras	59
65	Buena Vista ■	67
83	Dubuque	54
54	Wartburg ■	60
80	Simpson	55
85	Cornell College	46
78	Luther ■	70
70	Central (Iowa)	74
82	Dubuque ■	62
62	Wartburg	64

Nickname: Kohawks

Colors: Crimson & Gold

Arena: Moray L. Eby Fieldhous

Capacity: 2,600; Year Built: 1931

AD: John Chandler

SID: Bryan Boettcher

COKER

Hartsville, SC 29550II

Coach: Dan Schmotzer,
St. Edward's 1974

2004-05 RESULTS (6-22)

65	Francis Marion ■	71
60	UNC Pembroke	74
78	Morris ■	71
64	Anderson (S.C.) ■	69
68	Morris	61
50	Coastal Caro.	86
62	Rollins	88
41	Francis Marion ↑	59
69	Limestone	66
80	Lees-McRae ■	70
56	Erskine	43
64	Mount Olive ■	75
74	St. Andrews ■	76
51	Barton	67
59	Belmont Abbey	71
108	Pfeiffer ■	113
68	Anderson (S.C.)	74
78	Lees-McRae	94
89	Erskine ■	85
43	Mount Olive	68
55	Belmont Abbey ■	62
66	St. Andrews	76
72	Queens (N.C.) ■	75
76	Limestone	82
69	Pfeiffer	91
65	Barton ■	79
76	Queens (N.C.)	81
74	Erskine	93

Nickname: Cobras

Colors: Navy Blue & Gold

Arena: Timberlake-Lawton Gym

Capacity: 750; Year Built: 1963

AD: C. Timothy Griggs

SID: Paul Lyon

COLBY

Waterville, ME 04901-8849 ...III

Coach: Dick Whitmore, Bowdoin 1965

2004-05 RESULTS (14-8)

95	Widener ↑	64
65	Emmanuel (Mass.)	60
69	Babson ■	80
80	Newbury ■	42
73	Me.-Farmington	71
77	Thomas ■	60
68	Southern Me. ■	42
82	Bowdoin	64
100	St. Joseph's (Me.)	83
65	Husson	72
65	Bates ■	59
69	Tufts	76
66	Bates	71
75	Bowdoin ■	71
68	Trinity (Conn.) ■	76
58	Amherst ■	85
90	Connecticut Col. ■	65
63	Wesleyan (Conn.) ■	49
74	Williams	80
83	Middlebury	66
97	Maine Maritime ■	68
88	Tufts	99

Nickname: Mules

Colors: Blue & Gray

Arena: Wadsworth Gymnasium

Capacity: 2,500; Year Built: 1966

AD: Marcella K. Zalot

SID: Bill Sodoma

COLBY-SAWYER

New London, NH 03257III

Coach: Bill Foti, New Hampshire 1986

2004-05 RESULTS (21-7)

75	Brandeis	70
61	Bates ↑	68

91	Plymouth St. ↑	83
100	Nichols	58
69	New England	56
87	Bowdoin ■	73
60	Amherst	69
59	Rensselaer ↑	76
83	Cortland St. ↑	67
76	Middlebury ■	71
49	Endicott ■	47
71	Gordon ■	68
80	Anna Maria ■	53
83	New England Col.	57
71	Salve Regina ■	51
58	Wentworth Inst.	44
60	Roger Williams	41
73	New England ■	53
73	Bates	80
61	Gordon	49
79	Curry ■	67
97	Wentworth Inst. ■	55
78	New England Col. ■	52
53	Endicott	83
80	Eastern Nazarene	57
71	Curry ■	76
89	Keene St. ■	61
79	Rhode Island Col. ■	81

Nickname: Chargers

Colors: Royal Blue and White

Arena: David L. Coffin Fieldhouse

Capacity: 650; Year Built: 1991

AD: Deborah McGrath

SID: Kevin J. Zeise

COLGATE

Hamilton, NY 13346-1304I

Coach: Emmett Davis,
St. Lawrence 1981

2004-05 RESULTS (12-16)

70	Central Conn. St.	87
68	Cal St. Fullerton ↑	75
70	Cornell ■	56
70	Junata ■	47
62	Buffalo	74
55	Syracuse	68
82	Harvard ■	85
101	Hobart ■	85
54	Loyola Marymount ■	64
56	Florida Int'l	72
61	Binghamton ↑	65
81	Fla. Atlantic	75
60	Army ■	56
69	Bucknell ■	71
64	Holy Cross	74
69	Dartmouth	61
61	Lehigh ■	54
80	Lafayette ■	72
71	Navy	82
59	American	78
53	Lehigh	63
62	Lafayette	61
72	Navy ■	67
67	American ■	57
46	Holy Cross ■	59
66	Army	59
59	Bucknell	60
60	Lehigh ↑	77

Nickname: Raiders

Colors: Maroon, Gray & White

Arena: Colterell Court

Capacity: 3,091; Year Built: 1966

AD: David T. Roach

SID: Bob Cornell

COLORADO

Boulder, CO 80309I

Coach: Ricardo Patton, Belmont 1980

2004-05 RESULTS (14-16)

72	Col. of Charleston ■	57
60	Michigan	69
66	Northwestern ■	57
87	Oregon St.	98

63	California	60
89	Colorado St. ■	83
79	UMKC ■	68
74	Radford ■	58
97	Gardner-Webb ■	88
48	Utah	80
75	Richmond	69
55	Oklahoma	85
61	Nebraska ■	68
61	Kansas ■	76
59	Baylor	67
54	Iowa St.	52
64	Missouri ■	62
86	Oklahoma St. ■	104
90	Texas Tech	97
70	Kansas St.	60
88	Texas	79
60	Kansas	89
82	South Dakota St. ■	49
77	Texas A&M ■	92
54	Missouri	63
82	Kansas St. ■	84
55	Nebraska	70
73	Iowa St. ■	78
81	Texas ↑	69
85	Oklahoma St. ↑	87

Nickname: Buffaloes

Colors: Silver, Black & Gold

Arena: Coors Events/Conference Center

Capacity: 11,064; Year Built: 1979

AD: Mike R. Bohn

SID: David Plati

COLO. CHRISTIAN

Lakewood, CO 80226II

Coach: Brannon Hays,
Cal Lutheran 1993

2004-05 RESULTS (19-9)

89	Minn. Duluth ↑	79
92	Langston ↑	65
102	Bemidji St. ■	95
91	Great Falls ■	63
86	Colorado Col. ■	48
70	Mesa St. ■	82
97	Western St. ■	67
90	Fort Lewis	100
89	Adams St.	66
96	UC-Colo. Spgs.	78
97	Dickinson St. ■	49
108	N.M. Highlands ■	85
100	UC-Colo. Spgs.	70
81	Colorado St.-Pueblo	77
101	Colorado Col.	59
74	Metro St. ■	85
68	Regis (Colo.) ■	63
48	Fort Hays St.	80
74	Chadron St.	73
84	Colorado Mines ■	80
88	Neb.-Kearney ■	92
105	Chadron St.	98
84	Fort Hays St. ■	81
75	Colorado Mines	86
77	Neb.-Kearney	80
85	Regis (Colo.)	72
76	Metro St.	90
73	Metro St.	83

Nickname: Cougars

Colors: Navy & Gold

Arena: Cougar Fieldhouse

Capacity: 1,800; Year Built: 1990

AD: Douglas Yager

SID: Dustin Main

COLORADO COL.

Colorado Springs, CO 80903III

Coach: Mike McCubbin, Grinnell 1988

2004-05 RESULTS (9-16)

47	Trinity (Tex.) ↑	63
54	Wis.-Stout ↑	68
64	Concordia-M'head ■	59
65	Principia ■	62

54	Regis (Colo.)	59
90	UC-Colo. Spgs. ■	75
48	Colo. Christian	86
30	Air Force	59
74	Chadron St.	86
56	Linfield †	68
78	St. Lawrence †	73
64	Mount Union †	68
59	Chapman †	77
96	Swarthmore †	82
53	Caltech	39
43	Huntingdon	73
66	Rust †	76
59	Colo. Christian ■	101
57	Chapman †	58
68	UC Santa Cruz	71
84	UC-Colo. Spgs.	82
66	Johnson & Wales (CO)	93
59	Western St. ■	57
67	Northern Colo.	83
71	Neb. Wesleyan ■	68

Nickname: Tigers
 Colors: Black & Gold
 Arena: J. Juan Reid Gymnasium
 Capacity: 1,000; Year Built: 1970
 AD: Julie Soriero
 SID: Dave Reed

COLORADO MINES

Golden, CO 80401II

Coach: Pryor Orser,
 Mont. St.-Billings 1990

2004-05 RESULTS (16-12)

91	Johnson & Wales (CO) ■	80
79	Southwest Baptist ■	68
73	Minn. St. Moorhead ■	51
94	South Dakota †	105
61	Neb.-Omaha	74
94	Johnson & Wales (CO) ■	73
73	Western St. ■	50
79	Mesa St. ■	59
73	Fort Lewis	82
82	Adams St.	74
83	Montana Tech ■	52
78	Bethany (Kan.) ■	54
106	UC-Colo. Spgs. ■	72
100	N.M. Highlands ■	59
63	Colorado St.-Pueblo	67
66	Regis (Colo.) ■	52
74	Metro St. ■	71
50	Chadron St.	52
64	Fort Hays St.	74
80	Colo. Christian	84
91	Neb.-Kearney ■	98
86	Fort Hays St. ■	75
79	Chadron St. ■	55
86	Colo. Christian ■	75
70	Neb.-Kearney	84
49	Metro St.	72
60	Regis (Colo.)	63
42	Fort Lewis	75

Nickname: Orediggers
 Colors: Silver & Blue
 Arena: Volk Gymnasium
 Capacity: 1,000; Year Built: 1959
 AD: Thomas E. Spicer
 SID: Greg Murphy

COLORADO ST.

Fort Collins, CO 80523-6011I

Coach: Dale Layer, Eckerd 1980

2004-05 RESULTS (11-17)

78	Regis (Colo.) ■	49
76	Northern Colo. ■	68
88	Neb.-Omaha ■	64
67	IUPUI	77
76	Auburn	79
72	Drake ■	62
78	Montana St. ■	53

68	Purdue	69
83	Colorado	89
83	Texas St. ■	65
93	Stetson ■	57
81	Denver ■	69
63	Pepperdine	78
53	Air Force	58
74	Brigham Young ■	67
52	Utah ■	75
77	UNLV	86
77	San Diego St.	84
56	Wyoming	69
47	New Mexico ■	55
47	Air Force ■	59
50	Utah	64
49	Brigham Young	50
93	San Diego St. ■	88
79	UNLV ■	81
96	Wyoming ■	94
61	New Mexico	72
49	Utah †	62

Nickname: Rams
 Colors: Green & Gold
 Arena: Moby Arena
 Capacity: 8,745; Year Built: 1966
 AD: Mark Driscoll
 SID: Gary Ozzello

COLORADO ST.-PUEBLO

Pueblo, CO 81001-4901II

Coach: Joe Folda, Northern Colo. 1966

2004-05 RESULTS (13-14)

80	Western N.M. ■	67
63	Wis.-Stout ■	55
66	Trinity (Tex.) ■	64
80	Western N.M.	78
57	North Dakota	77
75	Minn. St. Moorhead	76
73	Bemidji St. ■	75
70	St. Cloud St. ■	59
73	Neb.-Kearney	95
72	Fort Hays St. ■	64
64	Chadron St. ■	66
68	Regis (Colo.)	73
67	Metro St.	90
67	Colorado Mines ■	63
77	Colo. Christian ■	81
66	Fort Lewis ■	86
77	Adams St. ■	60
75	N.M. Highlands	84
80	UC-Colo. Spgs.	70
65	Mesa St.	89
83	Western St.	66
89	UC-Colo. Spgs. ■	59
93	N.M. Highlands ■	73
57	Western St. ■	66
60	Mesa St. ■	76
75	Adams St.	71
49	Fort Lewis	67

Nickname: ThunderWolves
 Colors: Red & Blue
 Arena: Massari Arena
 Capacity: 5,000; Year Built: 1971
 AD: Joe Folda
 SID: Matt Mountain

UC-COLO. SPGS.

Colorado Springs,
 CO 80933-7150II

Coach: Lance Hammond,
 Fort Hays St. 1996

2004-05 RESULTS (1-26)

33	Nevada	88
61	Southern Miss. †	75
74	Metro St. †	106
45	Regis (Colo.) †	73
75	Colorado Col.	90
51	Fort Hays St.	81

74	Chadron St.	103
62	Metro St. ■	97
57	Regis (Colo.) ■	88
78	Colo. Christian ■	96
72	Colorado Mines	106
70	Colo. Christian	100
68	Neb.-Kearney ■	102
81	Mesa St.	96
75	Western St.	79
73	N.M. Highlands	80
70	Colorado St.-Pueblo ■	80
82	Colorado Col. ■	84
69	Adams St. ■	89
85	Fort Lewis ■	109
77	N.M. Highlands ■	107
59	Colorado St.-Pueblo	89
67	Northern Colo.	110
70	Fort Lewis	90
68	Adams St.	93
69	Western St. ■	68
66	Mesa St. ■	87

Nickname: Mountain Lions
 Colors: Black & Gold
 Arena: Lions Den
 Capacity: 500; Year Built: 1988
 AD: Steve Kirkham
 SID: Doug Fitzgerald

COLUMBIA

New York, NY 10027I

Coach: Joe Jones, Oswego St. 1987

2004-05 RESULTS (12-15)

82	Longwood ■	69
76	Morehead St. ■	58
53	Long Island ■	49
73	Stony Brook	77
75	Lehigh	61
76	Sacred Heart ■	67
65	St. Francis (N.Y.)	57
40	Hofstra	64
74	North Carolina St. †	84
64	Canisius †	58
62	Lafayette	65
75	Army	59
70	Cornell ■	61
69	Navy	63
47	Cornell	77
64	Dartmouth ■	45
57	Harvard ■	55
67	Yale ■	77
52	Brown ■	54
66	Penn	73
53	Princeton	63
71	Harvard	78
48	Dartmouth	50
59	Princeton ■	68
72	Penn ■	80
56	Brown	80
68	Yale	81

Nickname: Lions
 Colors: Columbia Blue & White
 Arena: Levien Gym
 Capacity: 3,408; Year Built: 1974
 AD: M. Dianne Murphy
 SID: Casey Taylor

COLUMBIA UNION

Takoma Park, MD 20912II

Coach: Calvin Dunbar, Bishop 1981

2004-05 RESULTS (4-22)

78	Kutztown	92
61	Mansfield †	100
71	Davis & Elkins †	74
60	Virginia Union	110
84	Pfeiffer	121
72	St. Andrews †	77
48	Bowie St. ■	100
57	Fairmont St.	77
66	Pfeiffer ■	100

70	Elizabeth City St. ■	81
68	Holy Family	80
68	St. Paul's	59
46	Elizabeth City St.	79
61	Nyack ■	64
79	Maryland Bible ■	70
53	Pitt.-Johnstown	63
70	East Stroudsburg	81
60	Goldey-Beacom	81
43	Pitt.-Johnstown	77
88	Davis & Elkins ■	98
69	Wilmington (Del.) ■	79
90	Holy Family ■	106
91	Briarcliffe ■	69
65	St. Paul's ■	64
63	Indiana (Pa.)	105
72	Bowie St.	89

Nickname: Pioneers
 Colors: Blue, Gold and White
 Arena: The Pit
 Capacity: 350; Year Built: 1954
 AD: Bruce Peifer
 SID: Donna Polk

COLUMBUS ST.

Columbus, GA 31907-5645II

Coach: Herbert Greene, Auburn 1967

2004-05 RESULTS (23-9)

97	Tuskegee ■	94
84	West Ga. †	86
76	Morehouse	71
101	North Ala. ■	103
97	Tuskegee	86
77	Shaw †	63
73	St. Paul's †	52
90	N.C. Central ■	89
69	Benedict ■	64
60	Virginia Union ■	82
54	Kennesaw St.	72
91	UNC Pembroke	52
82	North Fla.	75
80	S.C.-Aiken ■	65
78	Clayton St. ■	76
73	S.C. Upstate	90
88	North Fla. ■	79
82	Augusta St. ■	72
72	Clayton St.	82
92	Francis Marion ■	86
71	GC&SU ■	53
83	Armstrong Atlantic	77
90	Kennesaw St. ■	98
75	Lander	71
83	GC&SU	74
70	Armstrong Atlantic ■	79
92	UNC Pembroke †	62
83	Lander †	64
90	Kennesaw St. †	68
93	S.C. Upstate †	81
83	Kennesaw St. †	78
72	Bowie St.	84

Nickname: Cougars
 Colors: Red, White & Blue
 Arena: Lumpkin Center
 Capacity: 4,500; Year Built: 2000
 AD: Herbert Greene
 SID: Mike Peacock

CONCORD

Athens, WV 24712II

Coach: Steve Cox, Salem Int'l 1975

2004-05 RESULTS (15-12)

80	Winston-Salem †	89
84	Johnson C. Smith	83
90	Bluefield St.	87
71	West Virginia St. †	83
96	Mount Olive ■	119
83	West Virginia St.	94
111	UNC Pembroke ■	96

76	UNC Pembroke	68
72	Newport News	71
73	West Va. Tech	90
94	Bluefield St. ■	85
81	Fairmont St. ■	78
83	Glenville St.	78
99	Davis & Elkins	77
102	West Va. Wesleyan ■	70
81	Shepherd ■	77
84	Alderson-Broaddus	101
84	Charleston (W.V.) ■	69
78	Salem Int'l ■	88
82	West Liberty St.	93
64	Wheeling Jesuit	71
75	Ohio Valley ■	66
82	Bluefield St.	83
97	West Virginia St. ■	94
76	Charleston (W.V.)	88
84	West Va. Tech ■	81
66	Fairmont St. ■	77

Nickname: Mountain Lions
 Colors: Maroon & Gray
 Arena: Carter Center
 Capacity: 2,000; Year Built: 1972
 AD: Greg Quick
 SID: Ernie Horn

CONCORDIA (ILL.)

River Forest, IL 60305-1499III

Coach: Brian Sommerhauser,
 Denison 1998

2004-05 RESULTS (4-21)

58	Greenville	59
59	Blackburn †	71
61	Wheaton (Ill.)	90
67	Illinois Tech	53
57	Milwaukee Engr.	70
55	Marian (Wis.) ■	56
65	Lincoln Chrst.	59
44	Augustana (Ill.)	73
55	Dominican (Ill.) ■	63
74	Eureka	81
53	Rockford	78
49	Clarke ■	65
50	Calumet Col.	72
62	Aurora ■	98
60	Benedictine (Ill.)	90
52	Wis. Lutheran	71
43	Concordia (Neb.) ■	66
53	Concordia (Wis.) ■	62
57	Eureka ■	51
58	Rockford ■	60
59	Clarke	91
68	Aurora	83
55	Dominican (Ill.)	53
58	Benedictine (Ill.) ■	89
50	Clarke	76

Nickname: Cougars
 Colors: Maroon & Gold
 Arena: Geiseman Gymnasium
 Capacity: 2,200; Year Built: 1964
 AD: Tim Betustak
 SID: Jim Egan

CONCORDIA (N.Y.)

Bronxville, NY 10708.....III

Coach: John Dwinell, Springfield 1981

2004-05 RESULTS (2-25)

60	Quinnipiac	84
52	NYIT	79
52	Philadelphia U. ■	79
58	Bridgeport	66
70	Queens (N.Y.) ■	86
59	St. Thomas Aquinas ■	76
43	Adelphi	79
58	Cal St. Bakersfield	78
32	San Fran. St. †	80
55	Dowling	79
59	Molloy	70

63	Southampton ■	65
60	Bridgeport ■	79
60	C.W. Post	79
44	Mercy	53
56	NYIT ■	77
76	Molloy ■	73
66	Queens (N.Y.)	76
45	Adelphi ■	63
42	New Haven	65
69	Mercy ■	92
58	St. Thomas Aquinas	75
48	New Haven ■	69
65	C.W. Post ■	83
77	Dowling ■	58
60	Philadelphia U.	82
65	Southampton	77

Nickname: Clippers
 Colors: Blue & Gold
 Arena: Meyer Athletic Center
 Capacity: 1,000; Year Built: 1963
 AD: Ivan Marquez
 SID: Craig Boston

CONCORDIA (WIS.)

Mequon, WI 53097-2402III

Coach: Pete Gnan,
 Minn. St. Mankato 1985

2004-05 RESULTS (13-15)

55	Wis.-Platteville	87
86	Viterbo †	89
76	North Park ■	73
96	Eureka †	73
72	Webster	76
98	Maranatha Baptist	74
68	Carroll (Wis.) ■	79
81	Marian (Wis.)	73
45	Carthage	73
61	Concordia (Cal.)	68
67	Whittier	83
58	Occidental	70
72	Coe ■	85
74	Lakeland ■	83
94	Lakeland	88
72	Edgewood ■	73
88	Wis. Lutheran	96
71	Milwaukee Engr. ■	66
101	Maranatha Baptist ■	62
62	Concordia (Mich.) †	64
62	Concordia (Ill.)	53
67	Marian (Wis.) ■	61
74	Edgewood	61
94	Wis. Lutheran ■	78
54	Milwaukee Engr.	68
69	Maranatha Baptist ■	65
92	Wis. Lutheran ■	90
71	Edgewood	79

Nickname: Falcons
 Colors: Royal Blue & White
 Arena: Fieldhouse
 Capacity: 2,000; Year Built: 1989
 AD: Robert M. Barnhill
 SID: Rick Riehl

CONCORDIA-AUSTIN

Austin, TX 78705-2799III

Coach: Stan Bonewitz, Texas Tech 2001

2004-05 RESULTS (6-19)

59	Stephen F. Austin	106
100	Ozarks (Ark.) ■	91
87	Austin ■	70
99	Louisiana Col.	123
68	Mississippi Col.	87
81	Texas-Dallas	92
69	Midwestern St.	105
86	St. Edward's	102
62	Mary Hardin-Baylor ■	100
87	East Tex. Baptist	106
88	LeTourneau	93

73	Schreiner	71
75	Texas Lutheran	89
83	Mary Hardin-Baylor	87
87	Hardin-Simmons ■	90
88	McMurry	104
76	Sul Ross St.	104
100	Howard Payne	110
101	Sul Ross St. ■	114
105	Howard Payne ■	101
99	Texas-Tyler ■	109
96	Schreiner ■	97
88	Texas Lutheran ■	85
87	Hardin-Simmons	104
106	McMurry	92

Nickname: Tornados
 Colors: Purple & White
 Arena: Wolman Center
 Capacity: 1,600; Year Built: 1982
 AD: Linda Lowery
 SID: Jim Jost

CONCORDIA-M'HEAD

Moorhead, MN 56562-3597....III

Coach: Duane Siverson, Yankton 1978

2004-05 RESULTS (13-12)

82	Mayville St. ■	84
59	Colorado Col.	64
74	Dallas †	59
79	St. John's (Minn.)	81
57	Gust. Adolphus	80
76	St. Mary's (Minn.)	68
52	St. Olaf	53
115	Minn.-Morris	108
77	Macalester ■	68
90	Carleton ■	89
73	Augsburg	76
83	Bethel (Minn.) ■	82
80	St. Thomas (Minn.)	94
74	Hamline ■	57
84	St. Mary's (Minn.) ■	79
67	St. John's (Minn.) ■	51
57	Gust. Adolphus	68
81	St. Olaf ■	59
76	Macalester	68
54	Carleton	74
105	Augsburg ■	79
69	Bethel (Minn.)	85
69	St. Thomas (Minn.) ■	63
79	Hamline	82
77	Bethel (Minn.)	79

Nickname: Cobbers
 Colors: Maroon & Gold
 Arena: Memorial Auditorium
 Capacity: 3,500; Year Built: 1951
 AD: Larry Papenfuss
 SID: Jim Cella

CONCORDIA-ST. PAUL

St. Paul, MN 55104.....III

Coach: Ryan Freeberg,
 Minn. St. Mankato

2004-05 RESULTS (18-11)

68	Wis.-Parkside	56
72	Wis.-Stout ■	69
80	Minn. Duluth ■	73
76	Upper Iowa	68
67	Minn. St. Mankato ■	75
78	Bethany Lutheran	50
81	North Dakota	67
95	Wis.-River Falls ■	83
62	St. Cloud St.	67
89	Augustana (S.D.)	84
72	South Dakota †	89
92	Trinity Bible (N.D.) ■	49
65	Bemidji St.	76
69	Minn.-Crookston	61
82	Southwest Minn. St. ■	73
96	Wayne St. (Neb.) ■	88
74	Minn. St. Moorhead	77

74	Northern St.	90
65	Winona St.	77
71	Upper Iowa ■	67
71	Winona St. ■	81
68	Northern St. ■	71
70	Minn. St. Moorhead ■	63
80	Wayne St. (Neb.)	81
74	Southwest Minn. St.	72
77	Minn.-Crookston ■	74
76	Bemidji St. ■	70
93	Wayne St. (Neb.)	84
70	Winona St.	76

Nickname: Golden Bears
 Colors: Navy Blue & Vegas Gold
 Arena: Gangelhoff Center
 Capacity: 1,000; Year Built: 1993
 AD: Thomas Rubbelke
 SID: Jen Foley

CONNECTICUT

Storrs, CT 06269I

Coach: Jim Calhoun,
 American Int'l 1968

2004-05 RESULTS (23-8)

90	Buffalo ■	68
99	Florida Int'l ■	48
74	Indiana ■	69
97	Northeastern ■	60
59	Massachusetts	61
81	Rice ■	72
87	Central Conn. St. ■	59
73	Sacred Heart ■	55
123	Quinnipiac	71
70	Boston College ■	75
66	Georgetown	59
65	Oklahoma	77
78	Rutgers	64
77	Seton Hall	68
66	Pittsburgh ■	76
68	West Virginia	58
74	Notre Dame	78
81	Villanova ■	76
68	St. John's (N.Y.) ■	46
74	Syracuse	66
70	North Carolina ■	77
94	Providence	89
85	Rutgers	63
88	Notre Dame ■	74
73	Pittsburgh	64
83	Georgetown ■	64
88	Syracuse ■	70
66	Georgetown †	62
63	Syracuse †	67
77	UCF †	71
62	North Carolina St. †	65

Nickname: Huskies, UConn
 Colors: National Flag Blue & White
 Arena: Harry A. Gampel Pavilion
 Capacity: 10,167; Year Built: 1990
 AD: Jeffrey A. Hathaway
 SID: Kyle Muncy

CONNECTICUT COL.

New London, CT 06320-4196...III

Coach: Tom Satran,
 Connecticut Col. 1994

2004-05 RESULTS (5-18)

61	Swarthmore	65
67	Haverford †	73
43	MIT ■	47
57	Gordon	67
56	WPI	75
67	Wheaton (Mass.) ■	77
65	Salve Regina ■	70
45	Springfield ■	74
86	Roger Williams ■	85
59	Wesleyan (Conn.) †	63
78	St. Joseph (Vt.) †	61
68	Johnson & Wales ■	67

54 Middlebury ■	57
55 Williams ■	91
60 Coast Guard	75
65 Trinity (Conn.) ■	94
50 Amherst	84
87 Hunter	79
48 Bates ■	71
74 Tufts ■	73
65 Colby	90
56 Bowdoin	75
53 Wesleyan (Conn.)	70

Nickname: Camels
 Colors: Royal Blue & White
 Arena: Luce Fieldhouse/Gymnasium
 Capacity: 800; Year Built: 1984
 AD: Fran Shields
 SID: Will Tomasian

COPPIN ST.

Baltimore, MD 21216-3698I

Coach: Fang Mitchell, Edison St. 1984

2004-05 RESULTS (14-15)

46 Kentucky	77
42 Dayton	55
50 Texas	86
44 Oklahoma	67
67 N.C. A&T ■	53
56 South Carolina St. ■	65
66 Morgan St.	62
47 West Virginia	71
42 Pittsburgh	73
37 Utah	66
55 Marquette	65
58 Minnesota	79
63 Delaware St.	56
89 Howard	74
59 Florida A&M ■	55
65 Bethune-Cookman ■	61
78 Md.-East. Shore	55
50 Hampton ■	51
54 Norfolk St.	39
79 N.C. A&T	74
72 South Carolina St.	77
71 Delaware St. ■	63
75 Howard ■	66
58 Florida A&M	62
75 Bethune-Cookman	64
100 Md.-East. Shore ■	53
57 Morgan St. ■	59
60 Morgan St. †	43
50 Hampton †	62

Nickname: Eagles
 Colors: Royal Blue & Gold
 Arena: Coppin Center
 Capacity: 1,720; Year Built: 1987
 AD: Ronald Mitchell
 SID: Kevin Paige

CORNELL

Ithaca, NY 14853.....I

Coach: Steve Donahue, Ursinus 1984

2004-05 RESULTS (13-14)

67 Marist	72
85 Northeastern †	88
56 Colgate	70
69 Ithaca ■	67
76 Quinnipiac	83
58 St. Bonaventure	54
75 Lafayette ■	72
44 Bucknell ■	59
69 Syracuse	82
63 St. Francis (N.Y.) ■	70
58 Army	51
55 Lehigh	45
51 Dayton	62
61 Columbia	70
77 Columbia ■	47
65 Harvard ■	74

63 Dartmouth ■	58
76 Brown ■	75
87 Yale ■	82
66 Princeton	58
50 Penn	64
54 Dartmouth	67
67 Harvard	63
49 Penn ■	66
52 Princeton ■	49
63 Yale	79
77 Brown	61

Nickname: Big Red
 Colors: Carmelian Red & White
 Arena: Newman Arena
 Capacity: 4,473; Year Built: 1989
 AD: J. Andrew Noel
 SID: Jeremy Hartigan

CORNELL COLLEGE

Mt. Vernon, IA 52314-1098.....III

Coach: Mike DeGeorge, Monmouth (Ill.) 1992

2004-05 RESULTS (6-19)

75 Culver-Stockton	84
66 Hannibal-La Grange †	72
125 Grinnell	119
116 MacMurray ■	99
60 Buena Vista ■	64
71 Clarke ■	85
86 Franciscan ■	85
78 Mt. Mercy	93
55 Waldorf	92
44 Augustana (Ill.)	94
70 Simpson	78
67 Luther ■	70
38 Coe	73
70 Central (Iowa) ■	61
44 Wartburg ■	70
63 Dubuque	86
54 Central (Iowa)	45
55 Buena Vista	103
65 Loras ■	84
69 Luther	66
64 Simpson ■	67
72 Dubuque ■	85
46 Coe ■	85
77 Wartburg	89
62 Loras	75

Nickname: Rams
 Colors: Purple & White
 Arena: Small Multi-Sport Center
 Capacity: 2,500; Year Built: 1953
 AD: Tina Hill
 SID: Darren Miller

CORTLAND ST.

Cortland, NY 13045III

Coach: Tom Spanbauer, Cortland St. 1983

2004-05 RESULTS (18-10)

54 Ithaca	62
83 Elmira	52
66 Oneonta St. ■	58
95 Utica/Rome	79
79 Alfred ■	70
70 Ithaca ■	79
65 Rochester Inst. ■	75
85 Embry-Riddle	77
67 Colby-Sawyer †	83
51 Hartwick	40
69 Buffalo St.	60
82 Fredonia St. ■	58
93 D'Youville	51
67 Geneseo St. ■	72
65 Oswego St.	67
60 Brockport St.	62
54 Oswego St. ■	53
81 New Paltz St. ■	73

64 Potsdam St.	67
61 Plattsburgh St.	57
68 Oneonta St.	63
69 Buffalo St. ■	58
74 Potsdam St. ■	60
70 Brockport St. ■	63
68 Fredonia St.	57
57 Oneonta St. ■	56
48 Oswego St. †	56
81 Skidmore ■	84

Nickname: Red Dragons
 Colors: Red & White
 Arena: Corey Gymnasium
 Capacity: 3,500; Year Built: 1973
 AD: Joan Sitterly
 SID: Fran Elia

CREIGHTON

Omaha, NE 68178-0001I

Coach: Dana Altman, Eastern N.M. 1980

2004-05 RESULTS (23-11)

74 Alcorn St. ■	40
68 Iona ■	62
83 Ark.-Pine Bluff ■	58
78 Missouri †	54
65 Ohio St. †	63
73 Xavier	72
79 High Point ■	60
58 Kent St. ■	67
50 Nebraska	48
64 Wyoming ■	68
61 Evansville	63
71 Bradley ■	62
70 San Diego	82
61 Drake	58
63 Southern Ill. ■	69
72 Indiana St.	74
67 UNI	66
82 Drake ■	67
77 Illinois St. ■	82
74 Bradley	65
73 Missouri St.	80
73 Wichita St. ■	69
71 Missouri St. ■	79
83 UNI ■	82
67 Southern Ill.	71
82 Wichita St.	68
100 Chattanooga ■	68
69 Evansville ■	64
74 Indiana St. ■	55
64 Illinois St.	59
69 Illinois St. †	52
70 Wichita St. †	60
75 Missouri St. †	57
61 West Virginia †	63

Nickname: Bluejays
 Colors: Blue & White
 Arena: Qwest Center OMAHA
 Capacity: 15,500; Year Built: 2003
 AD: Bruce D. Rasmussen
 SID: Rob Anderson

CURRY

Milton, MA 02186III

Coach: Malcolm Wynn, Illinois St. 1978

2004-05 RESULTS (15-11)

57 Vassar †	77
67 Medgar Evers †	65
76 Springfield	90
67 Trinity (Conn.)	75
72 Eastern Nazarene	58
63 Wheaton (Ill.) †	94
85 Southern Vt. †	70
64 Salve Regina	73
58 Westfield St.	80
77 Anna Maria ■	52
66 Roger Williams ■	72
85 Eastern Nazarene ■	71

71 New England	70
77 Newbury	63
77 Nichols ■	66
89 Salve Regina ■	85
85 Wentworth Inst. ■	72
98 New England Col.	87
67 Colby-Sawyer	79
75 Nichols	71
82 Endicott ■	86
88 Anna Maria	66
72 Roger Williams	75
96 Gordon ■	79
76 Colby-Sawyer	71
62 Roger Williams	64

Nickname: Colonels
 Colors: Purple & White
 Arena: Miller Gymnasium
 Capacity: 300; Year Built: 1952
 AD: Steve Nelson
 SID: Ken Golner

D'YOUVILLE

Buffalo, NY 14201III

Coach: Mick Fallis, Purdue 1991

2004-05 RESULTS (8-18)

71 Pitt-Bradford †	81
58 Medaille †	44
46 Fredonia St.	79
48 Chestnut Hill	63
67 Medaille ■	51
75 Buffalo St.	85
55 Medaille †	51
80 Cazenovia	76
60 Hilbert	65
60 Baptist Bible (Pa.) ■	74
67 Villa Julie	80
62 Keystone ■	74
55 Chestnut Hill ■	66
51 Cortland St. ■	93
66 Keuka ■	76
75 Cazenovia ■	57
59 Villa Julie ■	70
50 Polytechnic (N.Y.) ■	41
67 Keystone	82
64 Bard	46
53 Keuka	74
61 Baptist Bible (Pa.)	90
58 Polytechnic (N.Y.)	66
64 Keuka	75

Nickname: Spartans
 Colors: Red & Black
 Arena: College Center
 Capacity: 500
 AD: Mick B. Fallis
 SID: John Hutton

DALLAS

Irving, TX 75062III

Coach: Brian Stanfield, Drury 1990

2004-05 RESULTS (3-19)

61 Whittier	78
56 Austin	72
54 Texas-Dallas †	72
43 Texas-Dallas	61
54 Principia †	79
59 Concordia-M'head †	74
54 Southwestern (Tex.) ■	57
58 Southwestern (Tex.)	84
65 Caltech	45
63 Fisk ■	77
55 Fisk	91
44 Hendrix ■	63
38 Edgewood	68
40 Trinity (Tex.) ■	89
68 Phila. Bible ■	72
63 Thomas More ■	58
61 Millsaps	96
54 St. Edward's	72
64 UC Santa Cruz	73

75	Finlandia †	78
53	Dallas Christian	59
79	Dallas Christian ■	69

Nickname: Crusaders
 Colors: Navy & White
 Arena: Maher Athletic Center
 Capacity: 1,000; Year Built: 1965
 AD: Richard L. Strockbine
 SID: Katy Prior

DANIEL WEBSTER

Nashua, NH 03063-1300III

Coach: Chad B. Davis,
 Plymouth St. 1992

2004-05 RESULTS (5-21)

51	Coast Guard	81
58	Framingham St. ■	81
94	Wentworth Inst. ■	81
57	Johnson & Wales ■	66
72	New England	87
72	Emerson ■	85
90	Rivier	82
62	New England Col. ■	85
56	Western New Eng.	70
83	St. Joseph's (Me.) ■	87
65	Southern Vt.	89
78	Albertus Magnus ■	86
82	Emmanuel (Mass.)	83
70	Suffolk	75
67	Norwich ■	93
86	Albertus Magnus	94
64	Emerson	86
51	Western New Eng. ■	66
63	Johnson & Wales	82
58	Norwich	72
84	Suffolk	74
72	Rivier ■	65
74	Southern Vt. ■	72
62	Newbury	83
70	Emmanuel (Mass.) ■	90
60	Norwich	83

Nickname: Eagles
 Colors: Navy & White, Red
 Arena: Vagge Gymnasium
 Capacity: 600; Year Built: 1977
 AD: John Griffith
 SID: Greg Andruskevich

DARTMOUTH

Hanover, NH 03755I

Coach: Terry Dunn,
 Northern Colo. 1977

2004-05 RESULTS (10-17)

66	Quinnipiac ■	61
50	Lehigh	60
52	Maine ■	58
59	Harford	79
72	Keene St. ■	56
69	New Hampshire ■	67
57	Hofstra	74
87	UC Davis	98
54	Stanford	71
73	Albany (N.Y.)	84
74	Harvard	76
52	Holy Cross	73
49	Harvard ■	46
68	Vermont	78
61	Colgate ■	69
45	Columbia	64
58	Cornell	63
50	Princeton ■	42
44	Penn ■	68
53	Yale	66
48	Brown	40
67	Cornell ■	54
50	Columbia ■	48
66	Brown ■	64
53	Yale ■	52
37	Penn	64
54	Princeton	65

Nickname: Big Green
 Colors: Dartmouth Green and White
 Arena: Leede Arena
 Capacity: 2,100; Year Built: 1986
 AD: Jo Ann Harper
 SID: Kathy Slattery

DAVIDSON

Davidson, NC 28035I

Coach: Bob McKillop, Hofstra 1972

2004-05 RESULTS (23-9)

84	Missouri	81
61	Duke †	74
103	Me-Farmington ■	33
61	St. Joseph's	76
51	Georgetown ■	76
84	Ga. Southern	76
68	Charlotte ■	87
69	Brandeis	49
87	Sewanee ■	42
67	Massachusetts	70
63	Seton Hall ■	73
68	Princeton	70
81	Furman ■	75
68	Elon	57
66	Appalachian St. ■	63
67	Col. of Charleston ■	62
80	Western Caro.	57
80	Furman	61
63	East Tenn. St. ■	62
81	Citadel ■	59
67	Chattanooga ■	53
78	UNC Greensboro	69
70	Wofford	66
92	Ga. Southern ■	87
76	Col. of Charleston	74
75	Citadel	68
61	Wofford ■	45
67	Elon †	53
68	UNC Greensboro †	73
77	Va. Commonwealth	62
82	Missouri St.	71
63	Maryland	78

Nickname: Wildcats
 Colors: Red & Black
 Arena: Belk Arena
 Capacity: 5,700; Year Built: 1989
 AD: John E. Murphy III
 SID: Erica Madden

DAVIS & ELKINS

Elkins, WV 26241-3996II

Coach: Amrit Rayfield,
 Davis & Elkins 1997

2004-05 RESULTS (6-22)

87	St. Michael's ■	108
74	Pitt.-Johnstown	106
74	Columbia Union †	71
72	Wheeling Jesuit ■	88
51	Seton Hill	67
83	Goldey-Beacom	73
75	Fairmont St. ■	84
67	Shepherd	82
49	St. Vincent	80
81	St. Andrews ■	85
76	West Liberty St.	95
62	Ohio Valley	68
105	West Va. Wesleyan	109
82	Charleston (W.V.) ■	87
77	Concord ■	99
56	West Va. Tech.	73
85	West Virginia St.	102
98	Columbia Union	88
51	Salem Int'l	85
64	Alderson-Broadus ■	96
63	Glenville St. ■	71
67	Shepherd	84
52	East Stroudsburg	67
78	Alderson-Broadus	100

83	Bluefield St. ■	79
82	Glenville St.	78
85	West Va. Wesleyan ■	62
76	West Virginia St.	88

Nickname: Senators
 Colors: Scarlet & White
 Arena: Memorial Gymnasium
 Capacity: 1,875; Year Built: 1950
 AD: Ralph Hill
 SID: Ron Bratton

DAYTON

Dayton, OH 45469I

Coach: Brian Gregory, Oakland 1990

2004-05 RESULTS (18-11)

66	Eastern Ky. ■	73
55	Coppin St. ■	42
59	DePaul	70
55	Cincinnati ■	65
62	Wyoming	57
79	Texas Southern ■	60
62	St. Louis	54
64	Northwestern St. ■	55
77	Akron ■	66
74	Vanderbilt	90
93	Duquesne ■	94
62	Cornell ■	51
63	Richmond ■	62
71	Duquesne	60
58	St. Joseph's ■	54
66	La Salle ■	58
56	Rhode Island	49
73	George Washington	82
65	Fordham ■	47
58	Richmond	61
70	Temple	78
56	La Salle	45
59	Xavier ■	55
68	St. Bonaventure	61
59	George Washington ■	62
53	Massachusetts ■	52
65	Xavier	74
78	St. Bonaventure †	48
51	Temple †	61

Nickname: Flyers
 Colors: Red & Blue
 Arena: University of Dayton Arena
 Capacity: 13,266; Year Built: 1969
 AD: Ted Kissell
 SID: Doug Hauschild

DEPAUL

Chicago, IL 60614I

Coach: Dave Leitao, Northeastern 1983

2004-05 RESULTS (20-11)

69	Bowling Green ■	59
53	Eastern Ill. ■	51
69	Northern Ill. ■	84
70	Dayton ■	59
53	Bradley	63
88	IUPUI ■	67
84	Notre Dame	73
52	Northwestern	56
80	Ill.-Chicago ■	62
60	Rhode Island ■	51
73	Old Dominion ■	60
54	Cincinnati	83
68	Houston ■	57
81	Tulane	63
85	Marquette ■	72
77	East Caro. ■	56
55	Memphis	68
70	Southern Miss.	68
64	TCU ■	42
56	St. Louis	53
85	Cincinnati ■	66
62	Charlotte	66
57	Marquette	67

76	South Fla. ■	69
53	St. Louis ■	49
80	UAB	81
62	Louisville ■	66
81	Tulane †	71
56	UAB †	59
75	Missouri	70
72	Texas A&M ■	75

Nickname: Blue Demons
 Colors: Royal Blue & Scarlet
 Arena: Allstate Arena
 Capacity: 17,500; Year Built: 1980
 AD: Jean Lenti Ponsetto
 SID: Scott Reed

DEPAUW

Greencastle, IN 46135III

Coach: Bill Fenlon, Northwestern 1979

2004-05 RESULTS (12-13)

74	Randolph-Macon †	72
48	Ill. Wesleyan	67
85	Wis. Lutheran ■	82
64	Albion ■	75
63	Wabash ■	60
76	Maryville (Mo.) ■	75
60	Rose-Hulman ■	69
76	Kalamazoo	81
85	Emory †	77
71	Williams †	78
79	Earlham ■	65
75	Oglethorpe ■	53
65	Millsaps ■	63
65	Trinity (Tex.)	73
74	Southwestern (Tex.)	71
81	Rhodes	56
74	Hendrix ■	60
51	Sewanee	70
68	Centre	73
66	Rose-Hulman	74
51	Oglethorpe	62
64	Millsaps	67
50	Trinity (Tex.) ■	58
88	Southwestern (Tex.) ■	79
57	Southwestern (Tex.) †	70

Nickname: Tigers
 Colors: Old Gold & Black
 Arena: Neal Fieldhouse
 Capacity: 2,800; Year Built: 1982
 AD: Page Cotton Jr.
 SID: Bill Wagner

DEFIANCE

Defiance, OH 43512III

Coach: Jonathan Miller, Hanover

2004-05 RESULTS (10-16)

78	Wilmington (Ohio)	79
94	Thomas More †	78
95	Heidelberg	93
92	Davenport	48
92	Marygrove ■	84
77	Madonna	73
70	Mich.-Dearborn ■	55
61	Ohio Northern ■	70
91	Oberlin	65
80	Otterbein	91
74	Mt. St. Joseph †	79
76	Transylvania	86
79	Franklin ■	93
63	Manchester	75
64	Mt. St. Joseph ■	76
63	Anderson (Ind.)	75
55	Hanover	65
82	Bluffton ■	74
74	Franklin	81
71	Manchester ■	78
58	Mt. St. Joseph	71
81	Anderson (Ind.) ■	72
67	Hanover ■	61

66 Bluffton.....	89
73 Transylvania ■.....	76
60 Hanover.....	78

Nickname: Yellow Jackets
 Colors: Purple & Gold
 Arena: Weaner Community Center
 Capacity: 1,800; Year Built: 1964
 AD: Dick Kaiser
 SID: Nate Jorgensen

DELAWARE

Newark, DE 19716I

Coach: David Henderson, Duke 1986

2004-05 RESULTS (11-20)

79 San Francisco.....	84
49 Ohio St.....	74
71 Mt. St. Mary's ■.....	49
63 Loyola (Md.).....	60
58 St. Mary's (Cal.).....	67
67 Drexel ■.....	65
68 Rider ■.....	66
46 Auburn †.....	74
58 Toledo †.....	81
69 Middle Tenn. †.....	73
56 UMBC ■.....	66
58 American ■.....	64
66 Towson.....	86
69 William & Mary.....	59
81 George Mason ■.....	78
75 James Madison ■.....	40
57 Va. Commonwealth ■.....	66
66 Hofstra.....	80
62 Old Dominion.....	71
59 UNC Wilmington ■.....	62
68 George Mason.....	82
70 James Madison.....	69
76 William & Mary ■.....	47
49 Old Dominion ■.....	56
65 Towson ■.....	55
73 Va. Commonwealth.....	83
57 Hofstra ■.....	75
65 UNC Wilmington.....	68
80 Drexel.....	86
76 Towson †.....	56
61 Va. Commonwealth.....	74

Nickname: Fightin' Blue Hens
 Colors: Blue & Gold
 Arena: Bob Carpenter Center
 Capacity: 5,000; Year Built: 1992
 AD: Edgar N. Johnson
 SID: Kevin Tritt

DELAWARE ST.

Dover, DE 19901I

Coach: Greg Jackson, St. Paul's 1982

2004-05 RESULTS (19-14)

67 Illinois.....	87
50 UTEP.....	83
56 Arizona St.....	67
71 Jackson St. †.....	56
69 Tennessee St. †.....	75
60 Marquette.....	66
65 Md.-East. Shore.....	55
49 Michigan St.....	63
66 Jacksonville St. ■.....	64
39 Murray St.....	68
43 Northwestern.....	50
48 Michigan.....	66
56 Coppin St. ■.....	63
68 Morgan St. ■.....	53
66 N.C. A&T.....	70
82 South Carolina St.....	73
66 Hampton ■.....	64
50 Norfolk St. ■.....	47
72 Florida A&M ■.....	50
63 Bethune-Cookman.....	61
69 Howard ■.....	60
71 Md.-East. Shore ■.....	45
63 Coppin St.....	71

74 Morgan St.....	75
69 N.C. A&T ■.....	59
67 South Carolina St. ■.....	65
72 Norfolk St.....	68
64 Hampton.....	54
64 Howard.....	57
66 Bethune-Cookman †.....	43
61 South Carolina St. †.....	48
55 Hampton †.....	53
46 Duke †.....	57

Nickname: Hornets
 Colors: Red & Columbia Blue
 Arena: Memorial Hall
 Capacity: 3,000; Year Built: 1982
 AD: Ed Davis Jr.
 SID: Dennis Jones

DELAWARE VALLEY

Doylestown, PA 18901-2699III

Coach: Denny Surovec, Penn St. 1997

2004-05 RESULTS (9-16)

82 Albright.....	102
104 Mt. Aloysius †.....	98
72 Phila. Bible.....	65
65 FDU-Florham.....	95
45 King's (Pa.) ■.....	68
59 Lebanon Valley ■.....	68
79 Arcadia.....	60
68 Moravian ■.....	70
91 Valley Forge Chrst. ■.....	68
69 Vassar ■.....	78
55 Messiah.....	80
77 Drew.....	61
66 Lycoming ■.....	75
72 Chestnut Hill ■.....	61
77 DeSales.....	103
85 Wilkes.....	70
61 Scranton.....	71
79 King's (Pa.).....	97
73 Lincoln (Pa.).....	106
80 FDU-Florham ■.....	77
83 Lycoming.....	87
68 Drew ■.....	51
62 Wilkes.....	83
54 DeSales ■.....	74
44 Scranton.....	64

Nickname: Aggies
 Colors: Green & Gold
 Arena: James Work Gymnasium
 Capacity: 1,800; Year Built: 1969
 AD: Frank Wolfgang
 SID: Matthew Levy

DELTA ST.

Cleveland, MS 38733II

Coach: Steve Rives,
 Mississippi Col. 1972

2004-05 RESULTS (19-11)

69 Bellarmine.....	91
94 Lane ■.....	71
62 Miles ■.....	63
71 North Ala. ■.....	73
70 Crichton.....	60
68 Georgia St.....	88
110 Ohio Southern ■.....	75
99 Oakwood ■.....	90
98 Bellarmine ■.....	84
61 Henderson St.....	63
87 Harding ■.....	73
110 Crichton ■.....	55
58 Ark.-Monticello.....	73
71 Southern Ark.....	59
64 Central Ark. ■.....	60
67 Christian Bros.....	63
67 Ouachita Baptist ■.....	65
89 Arkansas Tech.....	82
66 Henderson St. ■.....	63
81 Harding.....	85
89 Ark. Baptist ■.....	92

78 Ark.-Monticello ■.....	75
77 Southern Ark. ■.....	56
66 Central Ark.....	78
78 Christian Bros. ■.....	54
65 Ouachita Baptist.....	77
67 Arkansas Tech ■.....	62
84 Harding †.....	77
70 West Ga. †.....	65
60 Montevallo †.....	72

Nickname: Statesmen
 Colors: Forest Green & White
 Arena: Walter Sillers Coliseum
 Capacity: 4,000; Year Built: 1961
 AD: Bradley Teague
 SID: Matt Jones

DENISON

Granville, OH 43023III

Coach: Bob Ghiloni,
 Ohio St.-Newark 1981

2004-05 RESULTS (13-12)

56 Stevens Institute †.....	64
85 Fredonia St. †.....	73
63 Mt. St. Joseph.....	65
54 Muskingum.....	59
121 Marietta.....	102
60 Wooster.....	90
72 Hiram ■.....	80
89 Wittenberg ■.....	79
64 Chicago.....	89
78 Bluffton.....	82
83 Grove City †.....	80
82 Ohio Wesleyan ■.....	68
75 Earlham.....	85
61 Wabash.....	64
77 Kenyon.....	57
85 Allegheny.....	79
76 Oberlin ■.....	56
49 Wittenberg.....	87
91 Earlham.....	85
88 Allegheny ■.....	75
70 Oberlin.....	47
83 Wabash ■.....	93
80 Kenyon ■.....	73
79 Hiram.....	68
72 Earlham ■.....	92

Nickname: Big Red
 Colors: Red & White
 Arena: Livingston Gymnasium
 Capacity: 3,500; Year Built: 1949
 AD: Larry Scheiderer
 SID: Craig Hicks

DENVER

Denver, CO 80208I

Coach: Terry Carroll, UNI 1978

2004-05 RESULTS (20-11)

79 North Dakota St. ■.....	62
56 Kansas St.....	60
80 Eastern Wash. ■.....	64
71 Loyola Marymount.....	76
79 Cal St. Fullerton ■.....	57
83 South Dakota St. ■.....	69
52 Stanford.....	56
80 Eastern Wash.....	61
92 Cal St. Fullerton.....	102
69 Colorado St.....	81
72 Wyoming.....	78
72 La.-Lafayette.....	66
79 North Texas.....	52
63 Florida Int'l.....	50
95 Arkansas St. ■.....	78
68 Ark.-Little Rock ■.....	58
72 South Ala.....	67
61 New Orleans.....	71
75 New Mexico St. ■.....	73
79 La.-Lafayette ■.....	72
72 Northern Colo.....	53

79 Western Ky.....	84
83 Middle Tenn. ■.....	71
66 North Texas.....	68
81 New Mexico St.....	58
68 South Ala. ■.....	46
63 New Orleans ■.....	61
64 Arkansas St. †.....	57
77 Western Ky. †.....	68
69 La.-Lafayette †.....	88
67 San Francisco.....	69

Nickname: Pioneers
 Colors: Crimson & Gold
 Arena: Magness Arena
 Capacity: 7,200; Year Built: 1999
 AD: Peggy Bradley-Doppes
 SID: Josh Waldman

DeSALES

Center Valley, PA 18034-9568III

Coach: Scott Coval,
 William & Mary 1986

2004-05 RESULTS (20-8)

67 Frank. & Marsh.....	81
75 Moravian.....	53
80 Misericordia ■.....	75
63 Drew ■.....	47
56 Wilkes.....	63
92 Goucher ■.....	84
90 Muhlenberg ■.....	85
77 Richard Stockton †.....	58
84 WPI †.....	65
77 Albright.....	85
64 Averett ■.....	53
69 Elizabethtown ■.....	64
84 FDU-Florham ■.....	58
83 King's (Pa.).....	60
76 Frank. & Marsh. ■.....	85
103 Delaware Valley ■.....	77
60 Lycoming ■.....	45
74 Wilkes ■.....	61
57 Scranton.....	73
86 Drew.....	58
62 King's (Pa.) ■.....	85
82 FDU-Florham.....	73
89 Scranton ■.....	54
74 Delaware Valley.....	54
81 Lycoming.....	57
67 Wilkes ■.....	63
72 King's (Pa.) ■.....	77
71 Catholic ■.....	72

Nickname: Bulldogs
 Colors: Navy Blue & Scarlet
 Arena: Billera Hall
 Capacity: 1,000; Year Built: 1964
 AD: Scott Coval
 SID: B.J. Spigelmyer

DETROIT

Detroit, MI 48219-0900I

Coach: Perry Watson,
 Eastern Mich. 1972

2004-05 RESULTS (14-16)

53 Bowling Green ■.....	59
76 Missouri St. ■.....	65
56 Purdue.....	66
44 Ball St. ■.....	59
48 Western Mich.....	64
68 Northeastern.....	73
44 Cincinnati.....	61
62 Gannon ■.....	49
88 Eastern Mich. ■.....	83
47 Chicago St.....	62
67 Ill.-Chicago ■.....	57
76 Wis.-Milwaukee.....	68
57 Wright St.....	63
72 Butler ■.....	59
70 Loyola (Ill.).....	53
57 Ill.-Chicago.....	63
48 Wis.-Milwaukee ■.....	61

54 Wis.-Green Bay ■	60
73 Loyola (Ill.) ■	59
55 Youngstown St.	59
62 Cleveland St.	69
71 Wright St. ■	49
50 Butler	65
67 Cleveland St. ■	52
65 Ohio ■	66
68 Wis.-Green Bay	56
62 Youngstown St. ■	47
61 Wright St. †	48
61 Wis.-Green Bay †	55
58 Wis.-Milwaukee	59

Nickname: Titans
 Colors: Red, White & Blue
 Arena: Calihan Hall
 Capacity: 8,295; Year Built: 1952
 AD: Bradford E. Kinsman
 SID: Mark Engel

DICKINSON

Carlisle, PA 17013III

Coach: Dennis Csensits, DeSales 1990

2004-05 RESULTS (8-17)

78 Waynesburg ■	68
54 Messiah ■	65
57 Lebanon Valley	66
73 Lancaster Bible ■	50
67 Johns Hopkins	64
85 McDaniel ■	69
91 Moravian ■	83
63 Randolph-Macon	72
56 Merchant Marine †	60
54 Muhlenberg	102
86 Swarthmore ■	78
68 Ursinus ■	90
79 Washington (Md.) ■	60
83 Haverford	87
94 Frank. & Marsh.	90
57 Johns Hopkins ■	58
56 Gettysburg ■	68
73 Washington (Md.)	84
76 McDaniel	79
60 Swarthmore	67
46 Frank. & Marsh. ■	54
74 Ursinus	84
55 Muhlenberg ■	68
74 Haverford ■	77
54 Gettysburg	88

Nickname: Red Devils
 Colors: Red & White
 Arena: Kline Center
 Capacity: 2,000; Year Built: 1980
 AD: Leslie J. Poolman
 SID: Charlie McGuire

DOMINICAN (ILL.)

River Forest, IL 60305III

Coach: Mark White, Macalester 1984

2004-05 RESULTS (7-19)

55 Blackburn †	59
77 Greenville	67
61 Loras	76
55 Chicago ■	65
89 Illinois Tech ■	75
69 Westminster (Mo.)	63
61 Webster	57
72 Judson (Ill.) ■	73
50 St. Mary's (Minn.) ■	61
62 La Verne	93
57 Caltech	46
63 Concordia (Ill.)	55
57 Benedictine (Ill.) ■	64
61 Eureka ■	56
62 Aurora	86
64 Clarke ■	82
51 Lakeland	70
45 Rockford	84

72 Marian (Wis.) ■	78
79 Benedictine (Ill.)	92
55 Eureka	67
53 Aurora ■	79
67 Clarke	93
53 Concordia (Ill.) ■	55
63 Rockford ■	67
46 Rockford	58

Nickname: Stars
 Colors: Royal Blue, Black & White
 Arena: IGINI Sports Forum
 Capacity: 1,000; Year Built: 1985
 AD: Barb Bolich
 SID: Ken Trendel

DOMINICAN (N.Y.)

Orangeburg, NY 10962-1299 ..II

Coach: Joe Clinton, Union (N.Y.)

2004-05 RESULTS (12-18)

82 Molloy	90
51 St. Leo †	69
66 Mercy †	62
72 St. Vincent ■	65
45 Fairleigh Dickinson	78
72 Post ■	79
57 Goldey-Beacom	44
53 Pace	87
61 Nyack ■	57
59 Holy Family	75
42 SIU Edwardsville †	57
48 Mo. Southern St. †	63
62 Phila. Sciences	72
42 Caldwell ■	61
88 Wilmington (Del.) ■	52
72 NJIT	76
73 Felician	72
82 Post	80
73 Bloomfield ■	61
70 Goldey-Beacom ■	63
51 Nyack	57
81 Holy Family ■	66
54 Caldwell	75
48 Phila. Sciences ■	58
63 Southern Conn. St.	67
64 Wilmington (Del.)	55
74 NJIT ■	69
66 Felician ■	79
72 Bloomfield	81
68 Bloomfield	79

Nickname: Chargers
 Colors: Black & Red
 Arena: Hennessy Center
 Capacity: 1,000; Year Built: 1990
 AD: Joseph S. Clinton
 SID: Kelly-Ann Di Giulio

DOWLING

Oakdale, NY 11769II

Coach: Mike Voyack,
 St. John's (N.Y.) 1995

2004-05 RESULTS (5-22)

60 American Int'l	66
60 Southampton	58
56 Adelphi	64
80 Molloy	92
70 Southern Conn. St.	86
66 Mercy ■	67
63 C.W. Post ■	73
73 Caldwell ■	74
79 Concordia (N.Y.) ■	55
64 Philadelphia U.	71
64 St. Thomas Aquinas ■	59
79 New Haven	82
61 Bridgeport	86
77 Molloy ■	85
71 Queens (N.Y.)	77
58 NYIT ■	66
76 Southampton ■	65

72 Philadelphia U. ■	88
68 St. Thomas Aquinas	78
61 C.W. Post	71
86 Bridgeport ■	92
76 NYIT	73
54 Mercy	71
73 Queens (N.Y.) ■	74
58 Concordia (N.Y.)	77
53 Adelphi ■	82
64 New Haven ■	66

Nickname: Golden Lions
 Colors: Navy & Vegas Gold
 Arena: Lasalle Center
 Capacity: 1,500
 AD: Rick Cole Jr.
 SID: Jennifer Mischke

DRAKE

Des Moines, IA 50311-4505I

Coach: Tom Davis, Wis.-Platteville 1960

2004-05 RESULTS (13-16)

90 Akron ■	88
46 Iowa St.	73
75 Iowa ■	91
62 Colorado St.	72
53 Wichita St. ■	75
82 Western Ill. ■	54
74 Southern Utah	94
70 Wagner ■	63
74 Indiana St.	69
45 Southern Ill.	51
58 Creighton ■	61
79 Bradley ■	73
91 Tex. A&M-Corp. Chris. ■	80
61 Illinois St.	74
67 Creighton	82
76 Missouri St. ■	87
65 Wichita St.	76
81 UNI ■	72
58 Illinois St. ■	59
76 Evansville	72
57 Southern Ill. ■	58
78 Missouri St.	85
60 UNI	61
73 San Jose St. ■	57
63 Indiana St. ■	60
83 Evansville ■	81
79 Bradley	69
82 Evansville †	68
52 Wichita St. †	72

Nickname: Bulldogs
 Colors: Blue & White
 Arena: Drake Knapp Center
 Capacity: 7,002; Year Built: 1992
 AD: Dave Blank
 SID: Mike Mahon

DREW

Madison, NJ 07940III

Coach: Walter Townes,
 Clark (Mass.) 1984

2004-05 RESULTS (2-23)

74 St. Joseph's (L.I.) ■	70
47 Kean ■	74
75 Swarthmore ■	74
47 DeSales	63
32 Lycoming ■	58
50 Stevens Institute	60
33 Ursinus ■	73
33 Moravian	93
66 Ramapo †	97
62 Mount Union †	93
65 St. Lawrence ■	80
54 York (Pa.)	76
57 Oneonta St. †	60
61 Delaware Valley ■	77
54 Scranton	87
56 FDU-Florham	66

51 Wilkes	87
63 Lycoming	83
63 King's (Pa.) ■	85
58 DeSales ■	86
48 Scranton ■	73
51 Delaware Valley	68
49 King's (Pa.)	82
56 FDU-Florham ■	58
61 Wilkes ■	64

Nickname: Rangers
 Colors: Green & Blue
 Arena: Baldwin Gym
 Capacity: 800; Year Built: 1958
 AD: Connee Zotos
 SID: Jennifer Brauner

DREXEL

Philadelphia, PA 19104.....I

Coach: Bruiser Flint, St. Joseph's 1987

2004-05 RESULTS (17-12)

50 Penn	81
71 Rider	76
78 Lafayette	67
57 St. Joseph's	49
65 Delaware	67
66 Quinnipiac ■	59
54 Syracuse	74
54 Seton Hall	58
76 Monmouth ■	47
59 Old Dominion ■	60
84 Hofstra	81
66 Va. Commonwealth	64
91 William & Mary ■	65
66 George Mason	59
76 Towson ■	55
62 UNC Wilmington	63
88 James Madison	60
72 Old Dominion	86
60 William & Mary	48
70 Hofstra ■	52
59 Va. Commonwealth ■	62
75 James Madison	66
66 UNC Wilmington ■	69
74 Ball St.	70
78 George Mason ■	66
86 Delaware ■	80
66 Towson	60
77 Hofstra †	89
76 Buffalo	81

Nickname: Dragons
 Colors: Navy Blue & Gold
 Arena: Daskalakis Athletic Center
 Capacity: 2,300; Year Built: 1975
 AD: Eric A. Zillmer
 SID: Mike Tuberosa

DRURY

Springfield, MO 65802II

Coach: Steve Hesser, Oklahoma St. 1980

2004-05 RESULTS (21-7)

81 Mo. Baptist ■	69
85 St. Joseph's (Ind.)	84
60 Northeastern St. ■	59
71 Sterling (Kan.) ■	58
58 Cameron ■	71
74 Southwest Baptist	77
78 St. Gregory's ■	40
76 Mo. Southern St. †	74
60 Pittsburg St.	76
86 Emporia St. ■	73
67 Fayetteville St. †	62
67 Fla. Gulf Coast	75
85 Newman ■	78
60 Incarnate Word	59
55 St. Mary's (Tex.)	71
63 Northeastern St.	61
54 Okla. Panhandle ■	52
75 Rockhurst	62
78 St. Edward's ■	71

60	Central Okla.	62
79	Lincoln (Mo.)	70
47	Incarnate Word ■	44
72	St. Mary's (Tex.) ■	62
69	Okla. Panhandle	61
80	Rockhurst	76
78	St. Edward's	69
101	Lincoln (Mo.) ■	72
70	Rockhurst ■	78

Nickname: Panthers
 Colors: Scarlet & Gray
 Arena: Weiser Gymnasium
 Capacity: 2,250; Year Built: 1948
 AD: Edsel Matthews
 SID: Dan Cashel

DUBUQUE

Dubuque, IA 52001lll

Coach: Marty McDermott,
 North Dakota 1993

2004-05 RESULTS (11-14)

86	St. Louis Pharmacy	76
99	Messenger	85
62	Wis.-Platteville †	77
67	Clarke †	81
74	Loras	84
83	Calumet Col. ■	66
93	Emmaus ■	72
63	Mt. Mercy	74
67	Faith Bapt. Bible ■	57
62	Wartburg ■	80
73	Central (Iowa)	81
68	Buena Vista	106
81	Luther ■	60
69	Simpson	78
86	Cornell College ■	63
72	Central (Iowa) ■	64
84	Coe	80
65	Luther	77
70	Loras ■	79
68	Wartburg	69
54	Coe ■	83
77	Simpson ■	60
85	Cornell College	72
65	Buena Vista ■	80
62	Coe	82

Nickname: Spartans
 Colors: Blue & White
 Arena: McCormick Gym
 Capacity: 1,500; Year Built: 1916
 AD: Dan Runkle
 SID: Paul Misner

DUKE

Durham, NC 27708-0555.....l

Coach: Mike Krzyzewski, Army 1969

2004-05 RESULTS (27-6)

88	Tenn.-Martin ■	46
74	Davidson †	61
98	UNC Greensboro ■	44
81	Michigan St. ■	74
93	Valparaiso †	61
82	Toledo ■	54
88	Ill.-Chicago ■	55
78	Oklahoma †	67
62	Clemson ■	54
59	Princeton ■	46
82	Temple ■	74
86	North Carolina St.	74
80	Virginia ■	66
92	Miami (Fla.)	83
88	Florida St.	56
66	Maryland ■	75
100	Virginia Tech ■	65
89	Wake Forest	92
82	Georgia Tech ■	65
71	North Carolina ■	70
92	Maryland	99
65	Virginia Tech	67

102	Wake Forest ■	92
60	Georgia Tech	56
58	St. John's (N.Y.)	47
83	Miami (Fla.) ■	59
73	North Carolina	75
76	Virginia †	64
76	North Carolina St. †	69
69	Georgia Tech †	64
57	Delaware St. †	46
63	Mississippi St. †	55
68	Michigan St. †	78

Nickname: Blue Devils
 Colors: Royal Blue & White
 Arena: Cameron Indoor Stadium
 Capacity: 9,314; Year Built: 1939
 AD: Joe Alleva
 SID: Jon Jackson

DUQUESNE

Pittsburgh, PA 15282.....l

Coach: Danny Nee,
 St. Mary-Plains 1971

2004-05 RESULTS (8-22)

65	Santa Clara †	74
82	N.C. A&T †	69
74	New Mexico	82
71	Lafayette ■	85
69	West Virginia ■	72
58	George Mason	79
65	Akron ■	77
57	Pittsburgh	87
76	UMBC ■	69
60	Ohio	73
70	Boston College	88
63	Robert Morris	74
78	Youngstown St. ■	54
94	Dayton	93
57	George Washington ■	81
52	Xavier	73
60	Dayton ■	71
69	Rhode Island ■	76
83	St. Bonaventure ■	70
72	La Salle	67
71	Richmond	72
60	St. Joseph's	83
72	Xavier ■	83
62	Temple ■	68
57	George Washington	80
77	La Salle ■	72
62	Richmond ■	76
61	Fordham	57
64	Massachusetts	69
53	Fordham †	65

Nickname: Dukes
 Colors: Red & Blue
 Arena: A.J. Palumbo Center
 Capacity: 6,200; Year Built: 1988
 AD: Brian Colleary
 SID: Dave Saba

EARLHAM

Richmond, IN 47374.....lll

Coach: Jeff Justus, Rose-Hulman 1978

2004-05 RESULTS (12-15)

59	Wis. Lutheran †	49
63	Manchester	80
64	Bluffton ■	75
57	Wilmington (Ohio) ■	44
63	Mt. St. Joseph	93
89	Oberlin	68
54	Hanover ■	62
61	Wooster ■	74
52	Rose-Hulman ■	77
55	Franklin	78
65	DePauw	79
71	Allegheny	78
64	Hiram	51
85	Denison	75

86	Kenyon ■	69
59	Wabash	54
59	Ohio Wesleyan ■	52
48	Wittenberg	75
66	Wooster	93
85	Denison ■	91
62	Ohio Wesleyan	71
54	Wittenberg ■	78
66	Kenyon	57
65	Wabash	64
64	Oberlin ■	56
92	Denison	72
52	Wooster	84

Nickname: Quakers
 Colors: Maroon & White
 Arena: Schuckman Court
 Capacity: 1,800; Year Built: 1999
 AD: Frank Carr
 SID: Donald Tincher

EAST CARO.

Greenville, NC 27858-4353l

Coach: Bill Herrion, Merrimack 1981

2004-05 RESULTS (9-19)

80	Pepperdine †	58
64	Oregon St. †	62
66	North Carolina St.	100
60	Gardner-Webb	90
77	Belmont Abbey ■	50
73	Toledo ■	71
72	Western Caro.	77
50	Old Dominion ■	51
55	Winthrop ■	70
53	South Carolina †	57
40	Clemson	74
88	St. Andrews ■	40
71	South Fla. ■	72
60	Charlotte	72
78	Cincinnati ■	84
64	UAB ■	76
41	Louisville	92
56	DePaul	77
60	St. Louis ■	53
54	Charlotte ■	51
66	Memphis	72
59	TCU	71
69	Marquette ■	71
67	UAB	64
50	South Fla.	60
77	Southern Miss. ■	66
72	Houston ■	76
71	Tulane	77

Nickname: Pirates
 Colors: Purple & Gold
 Arena: Williams Arena at Minges
 Capacity: 8,000; Year Built: 1967
 AD: Terry Holland
 SID: Jody Jones

EAST CENTRAL

Ada, OK 74820ll

Coach: Terry Shannon,
 Southeastern Okla. 1989

2004-05 RESULTS (12-15)

71	SW'ern of Chr. Min.	56
81	St. Edward's	75
62	Midwestern St.	89
97	SW'ern of Chr. Min. ■	63
39	Tex. A&M-Commerce ■	71
66	Tex. A&M-Kingsville ■	54
93	Rhema ■	60
81	Southern Ark. ■	57
83	Rochester College ■	69
90	Hillsdale Free Will †	68
63	Okla. Panhandle	72
75	Angelo St.	77
84	Abilene Christian	82
60	West Tex. A&M ■	92

70	Eastern N.M. ■	83
75	Cameron ■	64
66	Southwestern Okla.	80
89	Southeastern Okla.	87
69	Tarleton St. ■	63
65	Central Okla. ■	92
58	Northeastern St.	59
68	Cameron	74
64	Southwestern Okla. ■	69
69	Southeastern Okla. ■	78
65	Tarleton St.	99
79	Central Okla.	102
79	Northeastern St. ■	85

Nickname: Tigers
 Colors: Orange & Black
 Arena: Kerr Activities Center
 Capacity: 4,000; Year Built: 1973
 AD: Tim Green
 SID: Brian Johnson

EAST STROUDSBURG

East Stroudsburg, PA 18301ll

Coach: Jeff Wilson,
 East Stroudsburg 1986

2004-05 RESULTS (12-15)

59	Phila. Sciences	66
70	Bentley	77
82	Merrimack †	90
84	Caldwell	69
71	Slippery Rock ■	61
55	Edinboro ■	58
100	Briarcliffe	49
79	Green Mountain ■	63
45	Shippensburg	70
103	California (Pa.)	109
53	Lock Haven	69
64	Indiana (Pa.)	86
70	Bloomsburg	53
75	Clarion	61
81	Columbia Union ■	70
78	Millersville ■	65
59	Cheyney	57
54	West Chester ■	49
87	Mansfield	97
50	Kutztown ■	51
77	Bloomsburg ■	59
69	Millersville	86
67	Davis & Elkins ■	52
78	Cheyney ■	84
51	West Chester	52
67	Mansfield ■	77
77	Kutztown	78

Nickname: Warriors
 Colors: Red & Black
 Arena: Koehler Fieldhouse
 Capacity: 2,650; Year Built: 1967
 AD: Thomas Gioglio
 SID: Chris Myers

EAST TENN. ST.

Johnson City, TN 37614l

Coach: Murry Bartow, UAB 1985

2004-05 RESULTS (10-19)

105	Virginia-Wise ■	60
76	Marshall	80
73	Fresno St. ■	90
82	King (Tenn.) ■	48
77	Alabama	114
72	Col. of Charleston ■	79
77	Central Mich.	88
65	Tennessee Tech ■	54
65	Old Dominion	86
102	Union (Tenn.) ■	67
56	Memphis	87
79	Appalachian St.	81
68	Furman ■	76
76	Western Caro.	70
79	Elon ■	67

76	UNC Greensboro	79
59	Chattanooga	93
76	Citadel ■	80
62	Davidson	63
64	Wofford	68
72	Elon	80
73	Appalachian St. ■	95
105	UNC Greensboro ■	78
92	Western Caro. ■	83
85	Austin Peay ■	81
64	Chattanooga ■	78
91	Ga. Southern	97
87	Furman †	84
70	Chattanooga	77

Nickname: Buccaneers
 Colors: Navy Blue & Old Gold
 Arena: Memorial Center
 Capacity: 13,000; Year Built: 1977
 AD: Dave Mullins
 SID: Michael White

EAST TEX. BAPTIST

Marshall, TX 75670-1498III

Coach: Bert West, East Tex. Baptist 1973

2004-05 RESULTS (12-13)

115	LSU-Shreveport	118
72	Texas Lutheran	89
89	Schreiner	76
81	McMurry ■	75
60	Hardin-Simmons ■	65
81	Wiley	83
89	Howard Payne	94
67	Sul Ross St.	93
106	Concordia-Austin ■	87
51	Mary Hardin-Baylor ■	63
76	Mississippi Col.	86
95	Louisiana Col.	92
78	LeTourneau	68
54	Austin ■	52
97	Ozarks (Ark.) ■	85
77	Texas-Dallas	96
63	Texas-Tyler	81
72	Texas-Dallas ■	52
74	Texas-Tyler ■	79
88	LeTourneau ■	74
80	Mississippi Col. ■	79
104	Louisiana Col. ■	99
84	Austin	64
79	Ozarks (Ark.)	88
77	Sul Ross St. †	89

Nickname: Tigers
 Colors: Navy & Gold
 Arena: Ornelas Gymnasium
 Capacity: 1,700; Year Built: 1995
 AD: Kent Reeves
 SID: David Weaver

EASTERN

St. Davids, PA 19087-3696III

Coach: Matt Nadelhoffer,
 Wheaton (Ill.) 1998

2004-05 RESULTS (9-16)

63	Phila. Bible †	57
66	Calvin	87
61	Ursinus ■	94
48	Rowan	68
65	Wesley	49
51	Misericordia ■	48
55	Messiah	85
39	Lehigh	65
69	Elizabethtown	72
60	Hampden-Sydney	81
60	Hood †	56
53	Cabrini	70
75	Arcadia	54
67	Neumann	75
58	Gwynedd-Mercy ■	84
67	Alvernia	85
53	Marywood ■	49

56	Neumann ■	60
53	Misericordia	64
78	Wesley ■	68
55	Alvernia	66
47	Cabrini ■	44
71	Marywood	72
57	Gwynedd-Mercy	71
76	Arcadia ■	48

Nickname: Eagles
 Colors: Maroon & White
 Arena: Eastern University Gymnasium
 Capacity: 800; Year Built: 1958
 AD: Harry Gutelius
 SID: Mark Birtwistle

EASTERN CONN. ST.

Willimantic, CT 06226III

Coach: Bill Geitner, Hamilton 1987

2004-05 RESULTS (8-16)

64	St. Joseph's (Me.) ■	59
116	Westfield St. ■	114
63	Trinity (Conn.)	83
75	Southern Va. †	65
60	Chris. Newport	91
60	Wesleyan (Conn.) ■	63
68	Southern Me.	70
78	Rhode Island Col. ■	83
63	Gordon ■	68
70	Plymouth St.	80
68	Mass.-Dartmouth ■	67
64	Endicott ■	65
80	Mass.-Boston	77
70	Western Conn. St.	84
77	Rhode Island Col.	87
54	Keene St. ■	56
86	Plymouth St. ■	96
76	Western Conn. St. ■	80
96	Albertus Magnus	79
74	Mass.-Dartmouth	83
80	Southern Me. ■	73
73	Keene St.	78
79	Mass.-Boston ■	71
69	Western Conn. St.	84

Nickname: Warriors
 Colors: Navy & Burgundy
 Arena: Geissler Gymnasium
 Capacity: 3,000; Year Built: 1974
 AD: Joyce Wong
 SID: Bob Molta

EASTERN ILL.

Charleston, IL 61920-3099I

Coach: Rick Samuels, Chadron St. 1971

2004-05 RESULTS (12-16)

51	DePaul	53
79	Evansville ■	74
77	UMKC ■	69
57	Indiana St.	76
86	Benedictine (Ill.) ■	62
60	Northern Ill. ■	76
56	Idaho St. †	53
57	Nevada	83
65	Western Ill. ■	62
63	Kansas St.	81
67	Purdue	87
72	Tennessee Tech	86
54	Austin Peay	68
60	Southeast Mo. St.	79
62	Tennessee St.	77
63	Austin Peay ■	51
68	Tennessee Tech ■	81
74	Samford ■	65
66	Jacksonville St. ■	63
69	Murray St.	73
96	Neumann	91
79	Southeast Mo. St. ■	88
82	Tennessee St. ■	61
73	Morehead St.	71

72	Eastern Ky.	74
72	Tenn.-Martin ■	68
66	Murray St. ■	72
68	Tennessee Tech	72

Nickname: Panthers
 Colors: Blue & Gray
 Arena: Lantz Arena
 Capacity: 5,300; Year Built: 1966
 AD: Richard A. McDuffie
 SID: Dave Kidwell

EASTERN KY.

Richmond, KY 40475-3101I

Coach: Travis Ford, Kentucky 1994

2004-05 RESULTS (22-9)

73	Dayton	66
102	Webster ■	47
103	Mt. St. Joseph ■	75
87	Savannah St. ■	59
77	Coastal Caro.	62
63	Western Ky.	75
79	Robert Morris	69
87	Greenville ■	62
80	Savannah St.	64
49	Florida	98
63	Louisville	78
71	Tenn.-Martin	67
78	Murray St.	80
67	Austin Peay	63
64	Tennessee Tech	78
72	Jacksonville St. ■	60
61	Samford	67
73	Murray St. ■	61
95	Tenn.-Martin ■	71
83	Morehead St. ■	69
63	Tennessee St.	75
56	Samford	53
55	Jacksonville St.	70
83	Southeast Mo. St. ■	72
74	Eastern Ill. ■	71
69	Morehead St.	62
70	Austin Peay	66
74	Tennessee St. ■	68
69	Southeast Mo. St. †	52
52	Austin Peay †	46
64	Kentucky †	72

Nickname: Colonels
 Colors: Maroon & White
 Arena: McBrayer Arena
 Capacity: 6,500; Year Built: 1963
 AD: Mark S. Sandy
 SID: Mike Clark

EAST. MENNONITE

Harrisonburg, VA 22802III

Coach: Kirby Dean,
 East. Mennonite 1992

2004-05 RESULTS (12-13)

94	Lancaster Bible ■	63
85	Christendom ■	44
63	Shenandoah	65
67	Roanoke	61
54	Bridgewater (Va.)	73
68	Va. Wesleyan	75
85	Randolph-Macon ■	84
89	Ferrum †	82
61	Gallaudet †	66
74	Lynchburg	68
82	Hampden-Sydney ■	78
69	Wash. & Lee	61
107	Guilford ■	113
88	Emory & Henry ■	84
75	Bridgewater (Va.) ■	80
82	Southern Va. ■	62
75	Roanoke	80
76	Lynchburg ■	63
65	Hampden-Sydney	80
101	Emory & Henry	113
91	Morehead	101

60	Randolph-Macon	87
90	Wash. & Lee ■	76
62	Va. Wesleyan ■	85
72	Va. Wesleyan †	81

Nickname: Royals
 Colors: Royal Blue & White
 Arena: University Gym
 Capacity: 1,800; Year Built: 1999
 AD: David King
 SID: Kevin Warner

EASTERN MICH.

Ypsilanti, MI 48197I

Coach: Jim Boone,
 West Virginia St. 1981

2004-05 RESULTS (12-18)

73	Austin Peay †	59
61	St. Louis †	58
64	Arkansas †	82
90	Marshall ■	88
89	Rochester College ■	29
86	Canisius ■	72
60	North Dakota St. ■	58
83	Detroit	88
89	Cleveland St. ■	76
88	Montana	80
75	Toledo ■	70
64	Kent St.	67
86	Central Mich.	82
63	Bowling Green ■	79
68	Akron	76
73	Miami (Ohio) ■	83
74	Northern Ill.	87
68	Buffalo ■	80
86	Ball St.	96
71	Western Mich.	82
74	IPFW ■	54
75	Marshall	81
79	Central Mich. ■	72
79	Northern Ill. ■	63
60	Youngstown St.	74
65	Ohio	68
63	Western Mich. ■	73
56	Ball St. ■	71
70	Toledo	78
66	Akron	78

Nickname: Eagles
 Colors: Green & White
 Arena: Convocation Center
 Capacity: 8,824; Year Built: 1998
 AD: Robert England
 SID: Jim Streeter

EASTERN NAZARENE

Quincy, MA 02170-2999III

Coach: Corey Zink,
 Olivet Nazarene 1995

2004-05 RESULTS (5-20)

67	Wheaton (Mass.) †	105
50	Oneonta St. †	70
58	Rhode Island Col.	79
78	Mount Ida	82
47	Framingham St.	57
48	New England Col.	59
58	Curry ■	72
46	Emerson	86
68	Mass. Liberal Arts ■	84
59	Gordon	75
72	Anna Maria	69
58	Worcester St. ■	83
60	Wentworth Inst. ■	67
79	Newbury	60
71	Curry	85
52	Roger Williams	66
58	Salve Regina ■	72
62	New England ■	57
79	Nichols ■	82
49	Salve Regina	77
61	Roger Williams ■	71

49 Endicott92
 91 Nichols87
 86 Anna Maria ■62
 57 Colby-Sawyer ■80

Nickname: Crusaders
 Colors: Red & White
 Arena: Lahue Center
 Capacity: 1,600; Year Built: 1973
 AD: Nancy Detwiler
 SID: Thomas Newell

EASTERN N.M.

Portales, NM 88130II

Coach: Shawn Scanlan, Kansas 1978

2004-05 RESULTS (9-18)

65 Lubbock Chrst. ■	96
72 Adams St.	67
61 Fort Hays St. †	59
82 Washburn	102
74 Cameron ■	80
61 Southwestern Okla. ■	68
72 Okla. Panhandle ■	61
52 Tarleton St.	70
63 Pittsburg St. †	83
79 St. Mary's (Tex.) †	41
76 New Mexico St.	86
66 Central Okla. ■	63
65 Northeastern St. ■	62
62 Southeastern Okla.	84
83 East Central	70
90 Tex. A&M-Commerce ■	97
86 Midwestern St. ■	92
59 West Tex. A&M	66
72 Tex. A&M-Kingsville	85
89 Abilene Christian ■	72
76 Angelo St. ■	80
85 Abilene Christian	77
81 Angelo St.	94
73 Tex. A&M-Commerce	80
77 Midwestern St.	88
78 West Tex. A&M ■	81
73 Tex. A&M-Kingsville ■	82

Nickname: Greyhounds
 Colors: Green & Silver
 Arena: Greyhound Arena
 Capacity: 4,800; Year Built: 1967
 AD: Michael Maguire
 SID: Robert McKinney

EASTERN WASH.

Cheney, WA 99004I

Coach: Mike Burns, Central Wash. 1997

2004-05 RESULTS (8-20)

62 Wichita St.	80
76 Cal Poly	61
64 Denver	80
78 Cascade ■	66
56 Washington	89
68 Cal St. Fullerton ■	70
56 San Diego	75
67 Boise St.	78
61 Denver ■	80
70 Gonzaga	83
45 Arizona	79
67 Butler †	62
50 Idaho ■	52
65 Northern Ariz. ■	61
44 Sacramento St. ■	41
59 Portland St. ■	70
60 Idaho St.	56
58 Weber St.	63
64 Montana St. ■	50
58 Montana ■	68
72 Sacramento St.	83
64 Northern Ariz.	77
70 Portland St.	71
63 Weber St. ■	65
77 Idaho St. ■	35
53 Montana	55

61 Montana St.	85
48 Montana	58

Nickname: Eagles
 Colors: Red & White
 Arena: Reese Court
 Capacity: 6,000; Year Built: 1975
 AD: Scott Barnes
 SID: Dave Cook

ECKERD

St. Petersburg, FL 33711II

Coach: Tom Ryan, Eckerd 1987

2004-05 RESULTS (21-11)

73 P.R.-Mayaguez ■	61
54 Valdosta St. †	60
63 Fort Valley St.	62
106 P.R.-Bayamon ■	68
60 Armstrong Atlantic ■	52
80 North Fla. †	66
53 Valdosta St.	65
71 Barry ■	60
60 St. Rose	72
70 Le Moyne	67
65 Jacksonville	71
86 St. Ambrose ■	82
62 Florida Tech	61
62 Lynn ■	61
58 St. Leo	65
67 Nova Southeastern ■	61
77 Fla. Southern ■	62
83 Tampa ■	61
75 Rollins	70
70 Barry	66
73 St. Leo ■	83
66 Lynn	75
73 Florida Tech ■	61
79 Nova Southeastern	60
43 Fla. Southern	60
54 Tampa	56
70 Rollins ■	57
63 Rollins †	51
60 Tampa †	57
50 Lynn †	63
81 Fla. Gulf Coast †	79
62 Montevallo	65

Nickname: Tritons
 Colors: Red, White & Black
 Arena: McArthur Center
 Capacity: 1,300; Year Built: 1970
 AD: Bob Fortosis
 SID: Dawn Hough

EDGEWOOD

Madison, WI 53711-1998.....III

Coach: Steven Larson, Wis.-Oshkosh 1974

2004-05 RESULTS (17-10)

68 Wis.-Oshkosh	77
61 Wis.-Platteville ■	60
72 North Park ■	64
49 Wis.-La Crosse	52
76 Milwaukee Engr. ■	68
99 Maranatha Baptist	77
81 Lakeland	73
58 Clarke ■	72
61 Benedictine (Ill.) ■	68
77 Eureka ■	61
68 Dallas	38
77 Finlandia ■	49
78 Oneonta St. †	67
77 York (Pa.)	80
53 Marian (Wis.) ■	65
73 Concordia (Wis.)	72
49 Wis.-Stevens Point	79
99 Wis. Lutheran ■	95
58 Milwaukee Engr.	64
78 Maranatha Baptist ■	55
70 Lakeland ■	56
71 Marian (Wis.)	63

61 Concordia (Wis.) ■	74
80 Wis. Lutheran	74
85 Lakeland ■	81
79 Concordia (Wis.) ■	71
74 Buena Vista	91

Nickname: Eagles
 Colors: Black, Red & White
 Arena: Todd Wehr Edgedome
 Capacity: 1,000; Year Built: 1961
 AD: G. Steven Larson
 SID: Luke LeNoble

EDINBORO

Edinboro, PA 16444-0001II

Coach: Greg Walcavich, Rutgers 1973

2004-05 RESULTS (24-7)

85 West Va. Wesleyan	69
52 Virginia Union †	79
78 Ohio Valley †	55
69 Gannon ■	60
88 Penn St.-McKeesport ■	68
82 Mansfield	70
58 East Stroudsburg	55
94 Penn St.-New Kens. ■	55
92 Bloomsburg	87
77 Charleston (W.V.) ■	62
71 Mercyhurst ■	51
64 Millersville	66
87 Cheyney	72
79 Kutztown ■	56
62 West Chester ■	58
83 Slippery Rock ■	60
71 California (Pa.)	68
89 Indiana (Pa.)	81
69 Lock Haven ■	54
66 Clarion	72
72 Shippensburg ■	50
74 Slippery Rock	85
64 California (Pa.) ■	53
80 Indiana (Pa.) ■	69
63 Lock Haven	69
61 Clarion ■	69
75 Shippensburg	58
80 Indiana (Pa.) ■	63
101 Mansfield ■	94
85 Millersville ■	76
73 Indiana (Pa.) †	76

Nickname: Fighting Scots
 Colors: Red & White
 Arena: McComb Fieldhouse
 Capacity: 4,000; Year Built: 1970
 AD: Bruce R. Baumgartner
 SID: Bob Shreve

ELIZABETH CITY ST.

Elizabeth City, NC 27909II

Coach: Shawn Walker, Elizabeth City St. 1994

2004-05 RESULTS (9-19)

75 Bluefield St. ■	62
77 Cheyney ■	69
66 Salem Int'l †	79
68 Barton †	65
62 Armstrong Atlantic	63
52 Charleston (W.V.) ■	57
67 Claflin ■	49
81 Columbia Union	70
69 Felician †	70
66 Queens (N.Y.) †	83
79 Columbia Union ■	46
46 Winston-Salem ■	60
78 Shaw	81
64 Virginia St.	75
74 St. Augustine's ■	69
75 Johnson C. Smith	97
68 Fayetteville St.	85
79 St. Paul's ■	61
52 Virginia Union ■	70

63 Bowie St.	74
61 Shaw ■	64
70 Livingstone ■	71
98 St. Paul's	89
63 N.C. Central	65
67 Virginia St.	73
44 Bowie St. ■	53
64 Virginia Union	77
54 Fayetteville St. †	72

Nickname: Vikings
 Colors: Royal Blue & White
 Arena: R.L. Vaughan Center
 Capacity: 5,000; Year Built: 1976
 AD: Edward McLean
 SID: April Emory

ELIZABETHTOWN

Elizabethtown, PA 17022-2298 III

Coach: Robert Schlosser, East Stroudsburg 1977

2004-05 RESULTS (14-12)

108 Penn St. Tech ■	64
63 Scranton ■	61
89 Lycoming	92
85 Haverford	72
77 Susquehanna ■	61
70 Albright	74
61 King's (Pa.) ■	70
120 Westminster (Pa.) ■	121
72 Eastern ■	69
85 Neumann	76
72 Millersville	86
93 Grove City †	63
64 DeSales	69
90 Juniata ■	72
64 Widener	63
45 Messiah ■	59
82 Moravian	85
73 Albright ■	78
83 Susquehanna	72
77 Widener ■	62
81 Juniata	66
64 Lebanon Valley ■	71
78 Messiah	63
66 Lebanon Valley	74
82 Moravian ■	63
65 Albright	81

Nickname: Blue Jays
 Colors: Blue & Grey
 Arena: Thompson Gymnasium
 Capacity: 2,200; Year Built: 1969
 AD: Nancy J. Latimore
 SID: Ian Showalter

ELMHURST

Elmhurst, IL 60126-3296III

Coach: Mark Scherer, Eureka 1983

2004-05 RESULTS (18-7)

50 Rose-Hulman †	49
70 Embry-Riddle	67
75 Hope ■	67
75 Wis. Lutheran	66
71 Blackburn ■	56
62 Alma	73
72 Kalamazoo ■	74
85 Marian (Wis.) ■	46
58 Carroll (Wis.) ■	82
66 Wis.-Platteville ■	62
74 Greenville ■	58
66 Carthage ■	78
62 Ill. Wesleyan	84
75 North Park ■	63
72 North Central (Ill.) ■	51
75 Wheaton (Ill.)	84
84 North Central (Ill.)	77
66 North Park	65
69 Millikin	52
86 Augustana (Ill.)	79
77 Carthage	74

88	Wheaton (Ill.) ■	77
59	Ill. Wesleyan ■	75
85	Millikin ■	66
68	Augustana (Ill.) ■	67

Nickname: Bluejays
 Colors: Blue & White
 Arena: R.A. Faganel Hall
 Capacity: 1,800; Year Built: 1983
 AD: Paul Krohn
 SID: Kevin Juday

ELMIRA

Elmira, NY 14901III

Coach: Chris Connolly, Hartwick 1996

2004-05 RESULTS (4-21)

48	Susquehanna	69
62	Staten Island †	78
52	Cortland St. ■	83
53	York (Pa.)	86
67	Widener †	66
50	Rochester	78
56	York (Pa.) ■	62
69	Pitt.-Bradford	75
51	Lycoming	88
59	Hartwick	55
53	Utica	70
54	Ithaca	89
54	Nazareth	72
51	Rochester Inst.	80
64	Alfred ■	69
42	St. John Fisher ■	63
56	Houghton	75
41	Utica ■	39
66	Hartwick ■	56
52	St. John Fisher	82
57	Alfred	77
59	Geneseo St.	66
60	Rochester Inst. ■	77
71	Nazareth ■	66
46	Ithaca ■	60

Nickname: Soaring Eagles
 Colors: Purple & Gold
 Arena: Speidel Gymnasium
 Capacity: 1,000; Year Built: 1995
 AD: Patricia A. Thompson
 SID: Matt Donohue

ELMS

Chicopee, MA 01013-2839III

Coach: Ed Silva, Eastern Conn. St.

2004-05 RESULTS (20-9)

87	Bridgewater St.	92
64	Norwich †	55
95	Westfield St. ■	77
80	Anna Maria	76
86	Castleton St. ■	66
100	Johnson St. ■	66
66	Western New Eng. ■	77
71	Lasell	74
113	Albertus Magnus	75
53	Me.-Farmington ■	62
86	Thomas ■	80
77	Mass. Liberal Arts ■	78
87	Mount Ida	64
66	Amherst	92
82	Johnson St.	56
83	Castleton St.	77
86	Nichols ■	80
79	Becker	51
63	Framingham St.	69
76	Newbury ■	66
65	Trinity (Conn.)	72
100	Mount Ida ■	71
87	Becker	59
83	Husson	76
79	Maine Maritime	61
73	Johnson St. ■	58
73	Husson †	61
70	Lasell	66
71	Salem St.	74

Nickname: Blazers
 Colors: Green & Gold
 Arena: Picknelly Arena
 Capacity: 481; Year Built: 1994
 AD: Louise McCleary
 SID: Justin Mokerzecki

ELON

Elon, NC 27244-2010I

Coach: Ernie Nestor,
 Alderson-Broaddus 1968

2004-05 RESULTS (8-23)

73	Fairleigh Dickinson †	59
45	North Carolina St.	71
55	Oregon St. †	65
58	Fairfield	59
66	Richmond	80
50	Weber St. ■	57
66	Greensboro ■	50
63	Buffalo ■	70
67	Wake Forest	85
57	Weber St.	85
67	Boise St.	83
48	UNC Wilmington	71
63	Bluefield Col. ■	65
47	Col. of Charleston	66
57	Davidson ■	68
67	Chattanooga	73
67	East Tenn. St.	79
62	Appalachian St.	73
64	Ga. Southern ■	72
51	Furman	71
67	Western Caro.	71
54	UNC Greensboro ■	50
62	Chattanooga	59
80	East Tenn. St. ■	72
49	Western Caro. ■	54
63	Wofford ■	75
65	Citadel	58
60	UNC Greensboro	69
58	Appalachian St. ■	55
64	Wofford †	58
53	Davidson †	67

Nickname: Phoenix
 Colors: Maroon & Gold
 Arena: Alumni Gym
 Capacity: 1,585; Year Built: 1949
 AD: Alan J. White
 SID: Megan Donald

EMERSON

Boston, MA 02116III

Coach: Hank Smith, Franklin Pierce

2004-05 RESULTS (17-11)

68	Brandeis ■	102
86	Mass.-Boston	83
69	Wheaton (Mass.)	80
85	Daniel Webster	72
67	Babson	71
86	Eastern Nazarene ■	46
57	Norwich ■	62
65	Johnson & Wales ■	60
89	Rivier ■ †	67
57	Western New Eng.	46
58	MIT	66
78	Albertus Magnus	67
62	Suffolk	59
86	Daniel Webster ■	64
59	Emmanuel (Mass.)	69
54	Suffolk ■	43
66	Norwich	71
72	Southern Vt. ■	61
92	Albertus Magnus ■	77
47	Johnson & Wales	55
77	Southern Vt.	68
66	Rivier	83
92	Emmanuel (Mass.) ■	77
66	Western New Eng. ■	64
85	Suffolk ■	54

77	Emmanuel (Mass.) ■	72
60	Norwich	69
63	Wheaton (Mass.)	91

Nickname: Lions
 Colors: Royal Purple & Gold
 Arena: Pine Manor College
 Capacity: 1,000
 AD: Rudy Keeling
 SID: Roger Crosley

EMMANUEL (MASS.)

Boston, MA 02115III

Coach: Jamahl Jackson, New Hampshire

2004-05 RESULTS (17-10)

88	Purchase St. ■	54
60	Colby ■	65
92	Rivier	82
56	Wesleyan (Conn.) ■	58
68	MIT ■	65
91	Albertus Magnus	81
66	Springfield	89
52	Rutgers-Newark †	64
72	Western New Eng. ■	67
57	Norwich	72
86	Southern Vt.	90
83	Daniel Webster ■	82
66	Norwich ■	60
89	Suffolk ■	59
75	Johnson & Wales	84
77	Rivier	70
69	Emerson ■	59
88	Albertus Magnus	73
72	Western New Eng.	91
78	Johnson & Wales ■	72
74	Suffolk	70
91	Mount Ida ■	74
77	Emerson	92
90	Daniel Webster	70
96	Southern Vt. ■	77
96	Rivier ■	85
72	Emerson	77

Nickname: Saints
 Colors: Royal Blue & Gold
 Arena: Jean Yawkey Center
 Capacity: 1,440; Year Built: 2004
 AD: Pamela Roecker
 SID: Alexis Mastronardi

EMORY

Atlanta, GA 30322III

Coach: Brett Zuver,
 Lake Superior St. 1991

2004-05 RESULTS (15-10)

82	LaGrange †	63
81	Maryville (Tenn.) †	77
90	Wash. & Lee	77
73	Lynchburg	59
93	Oglethorpe ■	73
75	Maryville (Tenn.)	90
77	DePauw †	85
81	Babson †	75
89	LaGrange ■	75
90	Case Reserve	83
57	Chicago	62
74	Washington-St. Louis	84
95	New York U. ■	89
66	Brandeis ■	71
72	Oglethorpe	60
88	Carnegie Mellon ■	85
72	Rochester ■	77
61	Rochester	64
84	Carnegie Mellon	95
80	Washington-St. Louis ■	64
83	Chicago ■	68
93	Sewanee	87
72	Brandeis	79
62	New York U.	84
102	Case Reserve ■	75

Nickname: Eagles
 Colors: Blue & Gold
 Arena: Woodruff PE Center
 Capacity: 2,000; Year Built: 1983
 AD: Betsy Stephenson
 SID: John Arenberg

EMORY & HENRY

Emory, VA 24327-0947III

Coach: Bob Johnson, Dickinson 1968

2004-05 RESULTS (10-15)

54	Centre †	72
59	Sewanee	65
60	King (Tenn.)	58
69	Centre ■	59
59	Otterbein ■	72
80	Guilford	73
67	Hampden-Sydney ■	68
59	Lynchburg ■	74
96	Averett ■	68
70	Virginia Intermont	73
69	Va. Wesleyan	65
65	Randolph-Macon ■	75
65	Bridgewater (Va.)	70
84	East. Mennonite	88
67	Guilford ■	74
65	Hampden-Sydney	75
71	Wash. & Lee ■	56
123	Randolph-Macon	140
102	Va. Wesleyan	110
82	Roanoke	88
113	East. Mennonite ■	101
91	Bridgewater (Va.) ■	87
87	Wash. & Lee	78
87	Lynchburg	103
88	Roanoke ■	86

Nickname: Wasps
 Colors: Blue & Gold
 Arena: King Health & Physical Ed
 Capacity: 1,300; Year Built: 1970
 AD: J.P. Barfield
 SID: Nathan Graybeal

EMPORIA ST.

Emporia, KS 66801-5087II

Coach: David Moe, Texas Lutheran 1986

2004-05 RESULTS (16-12)

78	Friends ■	70
81	Lincoln (Mo.) †	66
84	Central Bible (Mo.) †	42
105	Vennard ■	33
104	Ottawa ■	69
80	Henderson St.	73
70	Southeastern Okla. ■	61
82	Tabor ■	65
73	Drury	86
79	Mo.-Rolla ■	60
75	Southwest Baptist ■	64
74	Washburn ■	77
69	Truman	65
91	Pittsburg St.	97
71	Central Mo. St. ■	80
73	Mo. Southern St.	79
69	Northwest Mo. St.	78
73	Mo. Western St. ■	69
70	Mo.-Rolla	61
84	Mo. Western St.	80
71	Northwest Mo. St. ■	76
74	Mo. Southern St. ■	70
60	Central Mo. St.	87
65	Pittsburg St. ■	76
64	Truman ■	63
73	Washburn	97
77	Southwest Baptist	79
71	Washburn †	78

Nickname: Hornets
 Colors: Old Gold & Black
 Arena: White Auditorium
 Capacity: 5,000; Year Built: 1940
 AD: Kent Weiser
 SID: Don Weast

ENDICOTT

Beverly, MA 01915III

Coach: Michael Plansky, Fairfield 1991

2004-05 RESULTS (22-6)

76	Mass.-Dartmouth	64
69	MIT †	74
76	Keene St. ■	75
87	Wheaton (Mass.) ■	89
73	Gordon	70
56	WPI	72
47	Colby-Sawyer	49
68	Bates	65
65	Eastern Conn. St.	64
73	Salve Regina ■	58
95	New England ■	75
76	Wentworth Inst. ■	59
64	New England	52
83	New England Col. ■	60
70	Springfield ■	79
67	Gordon ■	52
89	New England Col.	73
88	Nichols ■	66
94	Anna Maria	44
92	Eastern Nazarene ■	49
86	Curry	82
70	Wentworth Inst.	50
83	Colby-Sawyer ■	53
61	Roger Williams	49
71	Nichols ■	63
83	Salve Regina ■	80
71	Roger Williams ■	59
62	Western Conn. St.	73

Nickname: Gulls
Colors: Blue, Kelly Green & White
Arena: Post Center Arena
Capacity: 1,400; Year Built: 1999
AD: Larry R. Hiser
SID: Mike Deplacido

ERSKINE

Due West, SC 29639II

Coach: Mark Peeler, Sewanee 1984

2004-05 RESULTS (14-15)

49	Appalachian St.	79
75	Newberry	80
59	Lander ■	58
60	Mount Olive	68
52	Presbyterian	62
36	Wofford	74
69	Belmont Abbey	62
81	North Greenville	70
43	Coker ■	56
62	Limestone	71
77	Pfeiffer ■	87
68	Anderson (S.C.)	66
68	Barton ■	38
62	Queens (N.C.)	87
83	Lees-McRae	81
74	North Greenville ■	68
48	Limestone ■	51
73	Mount Olive ■	83
85	Coker	89
63	Belmont Abbey ■	48
70	Pfeiffer	90
74	Anderson (S.C.) ■	72
75	St. Andrews	57
71	Barton	54
55	Queens (N.C.) ■	58
76	Lees-McRae ■	65
69	St. Andrews ■	63
93	Coker ■	74
70	Barton	72

Nickname: The Flying Fleet
Colors: Maroon & Gold
Arena: Galloway PE Center
Capacity: 2,000; Year Built: 1980
AD: Mark Peeler
SID: Tiffany Mast

EUREKA

Eureka, IL 61530-1500III

Coach: Jay Bruer, UNC Pembroke 2001

2004-05 RESULTS (6-20)

77	Illinois Col. ■	71
56	Blackburn ■	61
73	Concordia (Wis.) †	96
53	Lake Forest †	68
83	Principia ■	75
56	Millikin	81
77	Greenville ■	65
58	Robert Morris-S'fiel	73
70	Milwaukee Engr.	71
61	Edgewood	77
70	Principia	87
71	Lincoln Chrst.	70
81	Concordia (Ill.) ■	74
56	Dominican (Ill.)	61
70	Benedictine (Ill.)	93
61	Rockford ■	80
78	Clarke	103
84	St. Louis Pharmacy	87
51	Concordia (Ill.)	57
67	Dominican (Ill.) ■	55
56	Benedictine (Ill.) ■	73
67	Rockford	94
56	Aurora ■	83
57	Aurora	79
83	Clarke ■	89
42	Benedictine (Ill.)	87

Nickname: Red Devils
Colors: Maroon & Gold
Arena: Reagan Gym
Capacity: 2,200; Year Built: 1970
AD: Sandy Schuster
SID: Shelly Lindsey

EVANSVILLE

Evansville, IN 47722I

Coach: Steve Merfeld,
Wis.-La Crosse 1984

2004-05 RESULTS (11-17)

100	Central Mich. ■	85
87	Coastal Caro. ■	80
74	Eastern Ill.	79
81	Tenn.-Martin ■	74
67	Austin Peay ■	58
72	Western Ill.	55
68	Western Ky. ■	62
61	Purdue †	62
63	Creighton ■	61
81	Wichita St.	91
75	Missouri St.	78
92	UNI ■	73
69	Illinois St. ■	61
57	Southern Ill. ■	69
76	Bradley	81
65	Wichita St. ■	81
64	Indiana St. ■	59
58	Illinois St.	77
55	Southern Ill.	79
61	UNI	79
72	Drake ■	76
67	Indiana St.	81
76	Bradley ■	66
64	Loyola (Ill.) ■	68
64	Creighton	69
81	Drake	83
68	Missouri St. ■	76
68	Drake †	82

Nickname: Purple Aces
Colors: Purple, White & Orange
Arena: Roberts Stadium
Capacity: 12,144; Year Built: 1956
AD: Bill McGillis
SID: Bob Boxell

FAIRFIELD

Fairfield, CT 06824I

Coach: Tim O'Toole, Fairfield 1986

2004-05 RESULTS (15-15)

49	Mississippi St. †	53
62	Alabama A&M †	47
59	Elon	58
70	George Washington	87
81	Manhattan ■	73
81	Canisius	80
51	St. Joseph's	59
68	Fordham	84
68	Harvard ■	53
74	Niagara	86
80	Iona ■	63
57	Yale	60
48	Michigan	70
77	Siena	66
72	Rider	69
72	Marist ■	74
80	Siena ■	58
82	Canisius ■	65
61	Manhattan	69
56	Loyola (Md.)	35
76	St. Peter's	77
61	Marist	60
74	Niagara ■	78
66	Rider ■	74
65	Cal St. Northridge ■	68
78	St. Peter's ■	84
70	Iona	65
67	Loyola (Md.) ■	59
62	Manhattan †	60
74	Rider †	76

Nickname: Stags
Colors: Red & White
Arena: Arena at Harbor Yard
Capacity: 9,500; Year Built: 2001
AD: Eugene Doris
SID: Jack Jones

FAIRLEIGH DICKINSON

Teaneck, NJ 07666I

Coach: Tom Green, Syracuse 1971

2004-05 RESULTS (20-13)

59	Elon †	73
71	New Orleans †	58
79	Pepperdine †	80
84	Buffalo	87
78	Dominican (N.Y.) ■	45
66	California	80
81	Arizona St.	89
76	Rider	74
82	Wagner	75
91	St. Peter's ■	94
57	Rutgers	88
69	Army ■	53
79	St. Francis (Pa.) ■	52
82	Central Conn. St.	71
75	Quinnipiac	79
73	Mt. St. Mary's	67
76	Long Island ■	67
64	Mt. St. Mary's ■	61
88	Sacred Heart ■	79
56	Monmouth ■	64
85	Long Island	65
78	St. Francis (N.Y.) ■	54
83	Robert Morris	75
75	St. Francis (Pa.)	76
62	Monmouth	58
103	St. Francis (N.Y.)	110
63	Central Conn. St. ■	58
77	Quinnipiac ■	70
59	Wagner	67
78	St. Francis (N.Y.) ■	60
70	Long Island ■	62
58	Wagner ■	52
55	Illinois †	67

Nickname: Knights
Colors: Blue & Maroon
Arena: Rothman Center
Capacity: 5,000; Year Built: 1987
AD: David Langford
SID: Drew Brown

FDU-FLORHAM

Madison, NJ 07940III

Coach: Roger Kindel, Seton Hall 1972

2004-05 RESULTS (10-15)

60	Gettysburg	75
58	Mary Washington †	70
86	Stevens Institute ■	66
80	Staten Island	72
95	Delaware Valley ■	65
67	Scranton	69
78	Briarcliffe ■	50
75	Gwynedd-Mercy	79
103	Hunter ■	61
63	City Tech	65
56	New Jersey City †	78
96	Chestnut Hill †	76
58	DeSales	84
61	Wilkes ■	72
66	Drew ■	56
62	King's (Pa.) ■	77
70	Scranton ■	67
82	Lycoming	91
77	Delaware Valley	80
58	Wilkes	74
73	DeSales ■	82
61	Maritime (N.Y.) ■	53
70	Lycoming ■	76
58	Drew	56
73	King's (Pa.)	89

Nickname: Devils
Colors: Cardinal and Navy
Arena: Ferguson Recreation Center
Capacity: 3,000; Year Built: 1995
AD: William T. Klika
SID: Scott Giglio

FAIRMONT ST.

Fairmont, WV 26554II

Coach: Tim Murphy, Fairmont St. 1985

2004-05 RESULTS (15-14)

96	Ohio St.-Newark ■	62
68	Newport News	78
84	Davis & Elkins	75
77	Columbia Union ■	57
77	Slippery Rock †	68
85	Seton Hill †	74
78	Hiram	72
58	Lock Haven ■	41
81	Glenville St.	85
82	West Va. Wesleyan ■	72
112	Ohio-Eastern	54
70	Shepherd ■	61
78	Concord	81
73	Ohio Valley	82
75	Fla. Gulf Coast †	103
68	Wheeling Jesuit ■	77
86	West Liberty St. ■	87
49	Salem Int'l	67
74	Alderson-Broaddus ■	92
73	Bluefield St.	84
81	Charleston (W.V.) ■	90
94	West Virginia St. ■	86
79	West Va. Tech	93
90	Ohio Valley ■	72
78	Wheeling Jesuit	75
81	West Liberty St.	88
74	Salem Int'l ■	66
77	Concord	66
59	Alderson-Broaddus †	76

Nickname: Falcons
Colors: Maroon, White & Fairmont Gold

Arena: Joe Retton Arena
Capacity: 4,000; Year Built: 1978
AD: David Scott Gines
SID: Jim Brinkman

FARMINGDALE

Farmingdale, NY 11735-1021...III

Coach: Erik Smiles, Bridgeport 2001

2004-05 RESULTS (20-9)

69	Roanoke	72
81	Kenyon †	70
68	Baruch	89
78	New Jersey City ■	86
88	Manhattanville ■	68
75	Maritime (N.Y.)	72
85	CCNY ■	70
78	Marymount (Va.) †	72
68	Keystone	88
83	St. Joseph's (L.I.)	74
71	Old Westbury ■	54
54	Wm. Paterson	68
83	Centenary (N.J.) ■	56
74	Merchant Marine ■	56
92	Mt. St. Vincent	84
72	Maritime (N.Y.) ■	45
73	Mt. St. Mary (N.Y.) ■	59
64	Merchant Marine	62
67	Yeshiva	63
70	Lehman	79
96	Staten Island	94
80	Stevens Institute	70
67	St. Joseph's (L.I.) ■	54
66	City Tech ■	68
83	Old Westbury	68
83	Mt. St. Vincent ■	58
76	Manhattanville ■	75
79	Mt. St. Mary (N.Y.) ■	87
65	Kean ■	75

Nickname: Rams
Colors: Green & Gold
Arena: Walter A. Lynch Sports Center-Nold Hall
Capacity: 4,000; Year Built: 1972
AD: Michael Harrington
SID: Deana Ward

FAYETTEVILLE ST.

Fayetteville, NC 28301-4298II

Coach: Samuel Hanger,
Binghamton 1974

2004-05 RESULTS (14-17)

80	UNC Pembroke †	67
68	Francis Marion	74
84	Wingate	88
66	Benedict	70
65	Tampa	68
75	Lynn	72
77	Nova Southeastern †	89
67	Barry †	77
62	Drury †	67
78	Ala.-Huntsville †	66
70	Virginia St. ■	73
59	N.C. Central ■	55
79	Virginia Union	98
56	Johnson C. Smith	80
78	St. Augustine's	97
85	Elizabeth City St. ■	68
75	Livingstone ■	66
67	Shaw	87
86	St. Paul's	57
64	Winston-Salem ■	74
65	Bowie St.	87
72	N.C. Central	74
77	St. Augustine's ■	68
64	Paine ■	61
67	Winston-Salem	57
84	Johnson C. Smith ■	81
76	Livingstone	79
72	Elizabeth City St. †	54

61	Bowie St. †	59
68	Johnson C. Smith †	63
71	Virginia Union †	82

Nickname: Broncos
Colors: Royal Blue & Lily White
Arena: Capel Arena
Capacity: 4,000; Year Built: 1995
AD: William Carver
SID: Marion Crowe

FELICIAN

Lodi, NJ 07644II

Coach: Darryl Jacobs,
William Penn 1988

2004-05 RESULTS (15-15)

86	Bloomsburg †	73
58	Bowie St.	113
74	NYIT	71
56	NJIT ■	53
66	Phila. Sciences	72
65	Holy Family ■	69
87	Caldwell ■	77
55	Southern N.H.	96
61	Merrimack ■	101
70	Elizabeth City St. †	69
50	Virginia St. †	86
87	Bloomfield	84
64	Post ■	73
85	Wilmington (Del.)	58
72	Dominican (N.Y.) ■	73
77	NJIT	56
66	Phila. Sciences ■	55
86	Holy Family	88
78	Caldwell	66
87	Nyack ■	72
75	Goldey-Beacom	81
99	Bloomfield ■	103
58	Nyack	62
89	Post	72
99	Wilmington (Del.) ■	74
79	Dominican (N.Y.)	66
72	Goldey-Beacom ■	81
79	Nyack	72
69	Bloomfield †	107
62	Bridgeport	73

Nickname: Golden Falcons
Colors: Hunter Green & Gold
Arena: Joal & Joseph Job
Capacity: 900; Year Built: 1949
AD: Ben DiNallo
SID: To be named

FERRIS ST.

Big Rapids, MI 49307-2295II

Coach: Bill Sall, Calvin 1994

2004-05 RESULTS (24-7)

99	Cornerstone ■	97
79	Aquinas ■	77
97	Calvin ■	85
75	California (Pa.)	73
85	Findlay ■	87
85	Ashland ■	81
81	Lake Superior St.	70
79	Saginaw Valley	82
93	Southern Ind. ■	82
110	Indianapolis ■	104
84	Alma	56
88	Lewis ■	59
59	Grand Valley St.	62
82	Hillsdale ■	69
69	Wayne St. (Mich.)	76
64	Gannon	67
70	Mercyhurst	66
82	Northwood	42
65	Michigan Tech ■	62
80	Northern Mich. ■	75
76	Grand Valley St.	75
94	Lake Superior St. ■	89
101	Saginaw Valley ■	69

80	Northwood ■	60
74	Northern Mich.	65
72	Michigan Tech	68
103	Northern Mich. ■	98
63	Wayne St. (Mich.) †	68
99	Indianapolis †	79
93	Southern Ind. †	87
73	Findlay	94

Nickname: Bulldogs
Colors: Crimson & Gold
Arena: Jim Wink Arena
Capacity: 2,400; Year Built: 1999
AD: Tom Kirinovic
SID: Rob Bentley

FERRUM

Ferrum, VA 24088III

Coach: Scott Shepherd,
Robert Morris 1992

2004-05 RESULTS (7-19)

61	Piedmont †	60
72	Huntingdon †	74
68	Hampden-Sydney	75
60	Radford	89
69	Flagler †	86
118	Roanoke Bible †	43
72	Southern Va.	67
82	East. Mennonite †	89
62	Bridgewater (Va.)	74
62	Winthrop	90
59	Roanoke	70
71	Averett	91
46	Methodist ■	58
66	Greensboro ■	64
73	Chris. Newport	60
71	Shenandoah	78
61	Chowan	72
74	N.C. Wesleyan ■	82
50	Averett ■	56
66	Methodist	82
68	Greensboro	84
69	Shenandoah ■	65
79	Chris. Newport ■	83
104	N.C. Wesleyan	87
76	Chowan	89
45	Averett †	51

Nickname: Panthers
Colors: Black & Gold
Arena: Swartz Gymnasium
Capacity: 1,200; Year Built: 1960
AD: Abe Naff
SID: Gary Holden

FINDLAY

Findlay, OH 45840II

Coach: Ron Niekamp,
Miami (Ohio) 1972

2004-05 RESULTS (30-4)

100	Urbana ■	76
94	Salem Int'l ■	73
66	Miami (Ohio)	79
87	Ferris St.	85
91	West Va. Wesleyan ■	56
74	Gannon ■	53
72	Mercyhurst ■	51
83	Lake Erie ■	51
65	Grand Valley St.	69
90	Wilberforce ■	53
89	Indiana Tech ■	82
79	Northern Mich.	70
76	Grand Valley St. ■	60
83	Northwood ■	60
85	Lake Superior St.	68
71	Saginaw Valley	60
83	Wayne St. (Mich.) ■	64
70	Michigan Tech	52
78	Ashland	67
87	Central St. (Ohio) ■	63

82	Hillsdale ■	73
62	Gannon	59
67	Mercyhurst	60
72	Wayne St. (Mich.)	79
92	Ashland ■	59
60	Hillsdale	49
74	Central St. (Ohio)	60
71	Hillsdale ■	54
76	Michigan Tech ■	57
87	Wayne St. (Mich.) ■	64
83	Quincy ■	73
63	Wayne St. (Mich.) ■	49
94	Ferris St. ■	73
66	Lynn †	75

Nickname: Oilers
Colors: Orange & Black
Arena: Croy Gym
Capacity: 2,200; Year Built: 1969
AD: Steven Rackley
SID: David Buck

FISK

Nashville, TN 37208-3051III

Coach: Larry Glover, Fisk 1979

2004-05 RESULTS (16-10)

75	Knoxville ■	56
62	Lipscomb	86
76	Tennessee St.	81
76	Rust ■	69
72	Chris. Newport	90
77	Dallas	63
63	Hendrix †	69
74	LaGrange	66
69	Huntingdon	66
67	Knoxville	69
68	Maryville (Tenn.)	81
91	Dallas ■	55
110	Oakwood ■	88
92	Piedmont	87
80	Maryville (Tenn.) ■	86
101	Thomas More ■	87
85	Rust	92
87	Piedmont	81
82	Sewanee ■	74
85	LaGrange ■	79
72	Huntingdon ■	55
91	Thomas More	83
81	Oakwood	84
91	Crichton	74
94	Piedmont ■	73
65	Maryville (Tenn.) ■	70

Nickname: Bulldogs
Colors: Blue & Gold
Arena: Johnson, Henderson Gym
Capacity: 2,500; Year Built: 1950
AD: Larry Glover
SID: Kindell Stephens

FITCHBURG ST.

Fitchburg, MA 01420-2697III

Coach: Shawn Conrad,
Assumption 1985

2004-05 RESULTS (6-19)

81	Keene St.	99
65	Me.-Machias †	95
65	Mass.-Boston ■	79
70	Rhode Island Col.	96
67	WPI ■	83
68	Nichols	77
40	Clark (Mass.) ■	54
98	Becker ■	62
94	Baruch †	100
72	Wentworth Inst. †	80
79	Anna Maria ■	62
65	Worcester St.	73
75	Salem St. ■	85
74	Wheaton (Mass.)	86
64	Westfield St.	85

58 Framingham St. ■	63
94 Mass. Liberal Arts	84
59 Bridgewater St. ■	81
80 Worcester St. ■	79
50 Salem St.	101
83 Newbury	73
66 Westfield St. ■	69
55 Framingham St.	72
73 Mass. Liberal Arts ■	51
69 Bridgewater St.	84

Nickname: Falcons
 Colors: Green, Gold & White
 Arena: Recreation Center
 Capacity: 1,000; Year Built: 2000
 AD: Sue E. Lauder
 SID: Rusty Eggen

FLORIDA

Gainesville, FL 32611

Coach: Billy Donovan, Providence 1987

2004-05 RESULTS (24-8)

81 Jacksonville	59
90 Fla. Atlantic ■	45
84 Providence †	66
88 Florida A&M ■	51
65 Miami (Fla.) ■	72
93 Stetson ■	54
70 Louisville ■	74
100 Ga. Southern ■	68
98 Eastern Ky. ■	49
83 Sam Houston St. ■	51
69 Florida St.	82
82 Arkansas ■	74
84 Auburn	78
82 Vanderbilt	65
76 Tennessee ■	83
70 Georgia ■	47
80 South Carolina ■	72
57 Mississippi St.	71
85 Alabama ■	54
66 Kentucky	69
84 Tennessee	73
90 Mississippi ■	53
73 LSU	77
69 Vanderbilt ■	61
66 South Carolina	65
50 Georgia	38
53 Kentucky ■	52
80 Mississippi St. †	64
68 Alabama †	62
70 Kentucky †	53
67 Ohio †	62
65 Villanova †	76

Nickname: Gators
 Colors: Orange & Blue
 Arena: Stephen C. O'Connell Center
 Capacity: 12,000; Year Built: 1980
 AD: Jeremy N. Foley
 SID: Steve McClain

FLORIDA A&M

Tallahassee, FL 32307

Coach: Mike Gillespie, DePaul 1974

2004-05 RESULTS (14-15)

72 Michigan St.	104
60 Illinois	91
45 Florida Int'l	70
51 Florida	88
79 Norfolk St.	68
49 Hampton	55
85 Southern U.	81
80 Mississippi St.	104
45 Oklahoma	104
64 Bethune-Cookman ■	77
93 Md.-East. Shore ■	68
55 Coppin St.	59
59 Morgan St.	74
93 N.C. A&T ■	86

67 South Carolina St. ■	60
50 Delaware St.	72
77 Howard ■	74
92 Savannah St. ■	68
54 Norfolk St. ■	61
67 Hampton ■	81
70 Md.-East. Shore	57
49 Savannah St.	44
62 Coppin St. ■	58
82 Morgan St. ■	71
89 N.C. A&T	85
64 South Carolina St.	79
67 Bethune-Cookman	65
80 Howard †	56
72 Hampton †	81

Nickname: Rattlers
 Colors: Orange & Green
 Arena: Gaither Athletic Center
 Capacity: 3,365; Year Built: 1963
 AD: Joseph Ramsey, II
 SID: Alvin Hollins

FLA. ATLANTIC

Boca Raton, FL 33431-0991

Coach: Sidney Green, UNLV 1983

2004-05 RESULTS (10-17)

62 Florida Int'l	65
45 Florida	90
68 Miami (Fla.)	84
69 Gardner-Webb ■	76
82 Campbell ■	59
46 Nevada	60
67 Idaho St. †	71
66 UNLV	83
75 Colgate ■	81
104 Mercer	101
73 Georgia St.	75
81 Stetson ■	69
81 Jacksonville ■	82
70 UCF ■	73
93 Troy ■	99
73 UCF	61
66 Lipscomb	68
76 Belmont	68
84 Lipscomb ■	67
100 Belmont	103
82 Troy	80
100 Jacksonville	73
81 Stetson	75
76 Georgia St. ■	80
88 Mercer ■	107
89 Campbell	83
76 Gardner-Webb	91

Nickname: Owls
 Colors: Blue & Red
 Arena: FAU Gymnasium
 Capacity: 5,000; Year Built: 1984
 AD: Craig W. Angelos
 SID: Katrina McCormack

FLA. GULF COAST

Fort Myers, FL 33965-6565

Coach: Dave Balza, Michigan 1991

2004-05 RESULTS (24-7)

63 North Dakota †	74
103 North Fla. †	95
68 Bentley †	79
74 P.R.-Cayey ■	41
75 Lincoln Memorial ■	56
66 Fla. Memorial ■	49
91 St. Leo	79
82 Arkansas Tech ■	72
82 Lynn	87
64 Franklin Pierce ■	52
89 West Fla. ■	71
84 P.R.-Rio Piedras ■	68
65 Ala.-Huntsville ■	44
75 Drury ■	67

79 Montevallo ■	67
57 Barry	77
96 St. Leo ■	75
67 Lynn ■	65
70 Kentucky St.	63
103 Fairmont St. †	75
75 Nova Southeastern ■	66
71 Albany St. (Ga.)	66
83 North Ala.	90
75 Morehouse	72
69 Johnson & Wales (Fl) ■	49
74 North Greenville ■	50
72 P.R.-Bayam ■	44
70 North Dakota St.	74
68 Fla. Southern ■	66
104 Bethany Lutheran ■	57
79 Eckerd †	81

Nickname: Eagles
 Colors: Green & Blue
 Arena: Alico Arena
 Capacity: 4,500; Year Built: 2002
 AD: Carl McAloose
 SID: Jim Herlihy

FLORIDA INT'L

Miami, FL 33199

Coach: Sergio Rouco,
 Nova Southeastern 1987

2004-05 RESULTS (13-17)

65 Fla. Atlantic ■	62
67 Hofstra ■	69
70 Florida A&M ■	45
63 Central Conn. St.	61
48 Connecticut	99
67 Miami (Fla.) ■	80
81 Florida Tech ■	66
65 Florida St.	60
66 South Fla.	74
71 George Washington ■	81
72 Colgate ■	56
74 Ohio ■	73
57 Ark.-Little Rock	67
55 Arkansas St.	60
72 La Salle	74
50 Denver ■	63
60 North Texas ■	68
50 La-Lafayette	67
66 New Mexico St. ■	71
118 Ark.-Little Rock ■	114
69 Middle Tenn.	82
67 Western Ky.	83
68 Arkansas St. ■	52
74 South Ala.	71
55 New Orleans	69
79 Western Ky. ■	77
81 Middle Tenn. ■	91
60 South Ala. †	57
69 Ark.-Little Rock †	64
69 La-Lafayette †	80

Nickname: Golden Panthers
 Colors: Blue & Gold
 Arena: Pharmed Arena
 Capacity: 5,000; Year Built: 1986
 AD: Rick Mello
 SID: Rich Kelch

FLA. SOUTHERN

Lakeland, FL 33801-5698

Coach: Tony Longa, UCF 1987

2004-05 RESULTS (17-11)

74 P.R.-Mayaguez ■	42
66 Lincoln Memorial †	48
63 P.R.-Cayey †	59
74 North Fla. ■	59
97 Southeastern Fla.	69
99 Webber Int'l ■	75
74 Nova Southeastern	67
80 Fla. Memorial ■	72

70 Olivet Nazarene ■	57
65 Shepherd ■	59
63 Metro St. ■	74
55 Lynn	69
50 Florida Tech ■	57
59 Rollins ■	67
50 Barry	46
79 Tampa ■	72
62 Eckerd	77
65 St. Leo	70
70 Nova Southeastern ■	56
63 Rollins	53
66 Florida Tech	69
66 Lynn ■	65
53 Barry ■	61
51 Tampa	55
60 Eckerd ■	43
60 St. Leo ■	44
66 Fla. Gulf Coast	68
68 St. Leo †	72

Nickname: Moccasins
 Colors: Scarlet & White
 Arena: Jenkins Field House
 Capacity: 2,500; Year Built: 1966
 AD: Lois Webb
 SID: Bill Turnage

FLORIDA ST.

Tallahassee, FL 32306

Coach: Leonard Hamilton,
 Tenn.-Martin 1971

2004-05 RESULTS (12-19)

71 Texas Southern ■	62
67 Tex. A&M-Corp. Chris ■	70
88 Shawnee St. ■	65
99 Kent St. †	69
70 TCU †	71
70 Minnesota	69
69 Mississippi	64
60 Florida Int'l ■	65
83 South Ala. ■	52
88 Maryland	90
101 Jacksonville ■	57
71 Stetson ■	61
50 LSU †	67
82 Florida ■	69
77 Virginia Tech ■	70
54 Clemson ■	56
63 Miami (Fla.)	64
91 Wake Forest ■	83
56 Duke ■	88
70 North Carolina St.	64
61 Georgia Tech	64
60 North Carolina ■	81
55 Virginia	56
48 Wake Forest	87
68 Massachusetts	78
75 Georgia Tech ■	76
49 Miami (Fla.) ■	65
74 Clemson	83
76 North Carolina	91
68 Virginia ■	63
54 North Carolina St. †	70

Nickname: Seminoles
 Colors: Garnet & Gold
 Arena: Donald L. Tucker Center
 Capacity: 12,100; Year Built: 1981
 AD: David R. Hart Jr.
 SID: Chuck Walsh

FLORIDA TECH

Melbourne, FL 32901

Coach: Kris Olson, Iowa St. 1994

2004-05 RESULTS (11-16)

78 Webber Int'l ■	61
75 Shaw †	66
81 P.R.-Mayaguez †	67
66 P.R.-Mayaguez ■	55

71	Flagler ■	72
36	Lynn ■	87
66	Florida Int'l	81
52	Valdosta St. ■	47
59	Armstrong Atlantic ■	69
66	Alderson-Broadus ■	71
61	Eckerd ■	62
57	Fla. Southern	50
66	Tampa	74
80	St. Leo ■	70
48	Barry	71
54	Rollins ■	75
67	Nova Southeastern	64
56	Lynn	84
71	Tampa ■	73
69	Fla. Southern ■	66
61	Eckerd	73
68	St. Leo	83
66	Barry ■	75
76	Rollins	68
75	Nova Southeastern ■	78
65	Nova Southeastern †	62
65	Lynn †	83

Nickname: Panthers
 Colors: Crimson & Gray
 Arena: Charles & Ruth Clemente Center
 Capacity: 1,500; Year Built: 2001
 AD: William K. Jurgens
 SID: Christa Parulis-Kaye

FONTBONNE

St Louis, MO 63105-3098III

Coach: Lee McKinney,
 Southeast Mo. St. 1960

2004-05 RESULTS (6-19)

60	Calumet Col. †	77
68	Westminster (Mo.) †	74
43	Rose-Hulman ■	57
63	Rockford	71
75	Franklin ■	88
51	Ill. Wesleyan	94
61	Washington-St. Louis ■	82
76	Robert Morris-St. Iel ■	86
74	Hope Int'l	77
29	Biola	70
98	MacMurray ■	93
106	Lincoln Chrst. ■	74
68	Maryville (Mo.)	99
61	Principia	74
66	Westminster (Mo.) ■	64
63	Webster	64
57	Blackburn	71
83	Greenville ■	90
123	MacMurray	113
72	Maryville (Mo.) ■	83
103	Principia ■	84
86	Westminster (Mo.)	82
67	Webster ■	74
59	Blackburn ■	68
53	Greenville	68

Nickname: Griffins
 Colors: Purple & Gold
 Arena: Dunham Student Activities
 Capacity: 1,800; Year Built: 1993
 AD: Lee McKinney
 SID: Lance Thornhill

FORDHAM

Bronx, NY 10458-5155I

Coach: Derek Whittenburg,
 North Carolina St. 1984

2004-05 RESULTS (13-16)

83	St. Francis (N.Y.) ■	62
51	Boston U.	66
60	Manhattan ■	76
64	Iona	59
39	Holy Cross ■	53
84	Fairfield ■	68

47	Villanova	68
69	Siena ■	59
49	Charleston So. †	50
61	UCF	65
59	Western Ky.	80
50	St. Joseph's ■	53
79	Richmond ■	56
45	Temple	77
76	Xavier ■	74
63	Massachusetts	76
63	Rhode Island	49
54	Temple ■	47
47	Dayton	65
88	La Salle	90
84	St. Bonaventure ■	62
63	Massachusetts ■	56
70	George Washington	80
56	Rhode Island ■	54
87	St. Bonaventure	66
57	Duquesne ■	61
53	St. Joseph's	67
65	Duquesne †	53
63	George Washington †	79

Nickname: Rams
 Colors: Maroon & White
 Arena: Rose Hill Gym
 Capacity: 3,470; Year Built: 1926
 AD: Francis X. McLaughlin
 SID: Joe DiBari

FORT HAYS ST.

Hays, KS 67601II

Coach: Mark Johnson, Pittsburg St. 1993

2004-05 RESULTS (18-10)

72	Okla. Panhandle	84
88	Bethany (Kan.) ■	72
59	Eastern N.M. †	61
66	Lincoln (Mo.) †	65
107	Central Christian ■	64
122	Barclay ■	41
77	Okla. Panhandle ■	69
81	UC-Colo. Spgs. ■	51
79	N.M. Highlands ■	62
86	Rockhurst	58
64	Colorado St.-Pueblo	72
72	Mesa St. ■	56
77	Western St. ■	75
73	Adams St.	72
71	Fort Lewis	89
60	Chadron St.	69
90	Neb.-Kearney ■	72
80	Colo. Christian ■	48
74	Colorado Mines ■	64
85	Regis (Colo.)	79
55	Metro St.	83
75	Colorado Mines	86
81	Colo. Christian	84
86	Metro St. ■	76
69	Regis (Colo.) ■	53
86	Chadron St. ■	72
51	Neb.-Kearney	83
74	Mesa St.	81

Nickname: Tigers
 Colors: Black & Gold
 Arena: Gross Memorial Coliseum
 Capacity: 6,814; Year Built: 1973
 AD: Curtis Hammeke
 SID: Jason McCullough

FORT LEWIS

Durango, CO 81301-3999.....II

Coach: Bob Hofman, Colorado 1974

2004-05 RESULTS (22-6)

83	Idaho †	79
75	Cal St. Dom. Hills †	57
81	Cal St. L.A.	61
86	Westminster (Utah) ■	74
73	Metro St.	82
77	Regis (Colo.)	61

100	Colo. Christian ■	90
82	Colorado Mines ■	73
81	Grand Canyon	79
80	UNLV	92
105	Neb.-Kearney	99
87	Chadron St. ■	71
89	Fort Hays St. ■	71
83	Adams St. ■	60
86	Colorado St.-Pueblo	66
75	Mesa St. ■	63
89	Western St. ■	70
80	N.M. Highlands	83
109	UC-Colo. Spgs.	85
89	Western St.	65
72	Mesa St.	75
90	UC-Colo. Spgs. ■	70
107	N.M. Highlands ■	69
83	Adams St.	54
67	Colorado St.-Pueblo ■	49
75	Colorado Mines ■	42
75	Metro St. †	87
78	Minn. St. Mankato †	86

Nickname: Skyhawks
 Colors: Navy Blue, Light Blue & Gold
 Arena: Whalen Gymnasium
 Capacity: 2,750
 AD: David L. Preszler
 SID: Sarah Meier

FORT VALLEY ST.

Fort Valley, GA 31030II

Coach: Travis Williams,
 Georgia St. 1995

2004-05 RESULTS (10-19)

52	Valdosta St. ■	61
62	Eckerd ■	63
73	West Ga.	93
75	Miles ■	70
79	LeMoyn-Owen ■	71
66	Mercer	89
63	Ga. Southern	88
71	Tuskegee ■	68
69	Stillman ■	54
56	Kentucky St.	75
59	Lane	67
55	Albany St. (Ga.) ■	62
55	Paine ■	64
67	Benedict ■	61
78	Kentucky St. ■	69
79	Lane ■	81
64	Miles	59
84	LeMoyn-Owen	74
72	Clark Atlanta ■	64
58	Tuskegee	61
67	Stillman	68
52	Morehouse ■	67
55	Clark Atlanta	79
69	Albany St. (Ga.)	83
56	Paine	61
55	Benedict	73
52	Morehouse ■	67
62	Tuskegee †	59
53	Albany St. (Ga.) †	70

Nickname: Wildcats
 Colors: Royal Blue & Old Gold
 Arena: Health and Physical Education Complex
 Capacity: 5,100; Year Built: 2004
 AD: Gwendolyn Reeves
 SID: Russell Boone

FRAMINGHAM ST.

Framingham, MA 01701-9101 III

Coach: Don Spellman, Suffolk 1985

2004-05 RESULTS (15-10)

63	Suffolk	56
81	Daniel Webster	58
110	Westminster (Pa.) †	121

76	Hood †	85
66	Roger Williams	57
57	Eastern Nazarene ■	47
76	St. Joseph's (Me.)	84
73	Lasell	81
67	WPI	91
69	Mass. Liberal Arts	51
72	Bridgewater St. ■	62
63	Worcester St.	68
76	Salem St. ■	63
63	Fitchburg St.	58
65	Westfield St.	71
67	Newbury	42
68	Mass. Liberal Arts ■	61
69	Elms ■	63
66	Bridgewater St.	75
72	Worcester St. ■	69
62	Salem St.	69
72	Fitchburg St. ■	55
65	Westfield St. ■	51
48	Bridgewater St. ■	47
59	Salem St.	87

Nickname: Rams
 Colors: Black & Gold
 Arena: Athletic & Recreation Center
 Capacity: 1,000; Year Built: 2002
 AD: Thomas M. Kelley
 SID: Kathy Lynch

FRANCIS MARION

Florence, SC 29501-0547II

Coach: John Schweitz, Richmond 1988

2004-05 RESULTS (10-17)

71	Coker	65
66	St. Andrews ■	72
74	Fayetteville St. ■	68
80	Queens (N.C.)	83
63	St. Paul's	53
87	Wingate	78
64	Presbyterian	83
51	Bentley †	85
59	Coker †	41
63	Mount Olive ■	89
64	Lander ■	63
54	Clayton St.	47
68	S.C. Upstate	80
47	Armstrong Atlantic ■	79
59	S.C.-Aiken ■	53
53	North Fla.	57
55	S.C. Upstate ■	75
65	Kennesaw St. ■	67
81	S.C.-Aiken	69
86	Columbus St.	92
67	UNC Pembroke	68
52	Augusta St. ■	66
48	Lander	60
62	GC&SU ■	75
81	UNC Pembroke ■	52
53	Augusta St.	59
39	Armstrong Atlantic †	66

Nickname: Patriots
 Colors: Red, White & Blue
 Arena: Smith University Center
 Capacity: 3,027; Year Built: 1974
 AD: Murray Hartzler
 SID: Michael G. Hawkins

FRANKLIN

Franklin, IN 46131III

Coach: Kerry Prather, Indiana 1977

2004-05 RESULTS (18-10)

81	Columbia (Mo.) †	68
64	North Central (Ill.)	68
80	Wilmington (Ohio)	71
81	Wabash ■	77
52	Rose-Hulman ■	56
88	Fontbonne	75
97	Tri-State	84
121	Ind.-Northwest ■	84

87	Alma ■	71
81	Millikin	67
78	Earlham ■	55
57	Hanover ■	67
93	Defiance	79
86	Bluffton ■	71
71	Anderson (Ind.)	67
73	Manchester ■	64
56	Mt. St. Joseph	66
73	Transylvania	81
81	Defiance ■	74
65	Bluffton	72
77	Anderson (Ind.) ■	61
65	Manchester	61
88	Mt. St. Joseph ■	72
48	Transylvania ■	63
67	Hanover	68
73	Mt. St. Joseph ■	66
73	Transylvania †	67
56	Hanover	66

Nickname: Grizzlies
 Colors: Navy & Old Gold
 Arena: Spurlock Center
 Capacity: 1,500; Year Built: 1975
 AD: Kerry N. Prather
 SID: Kevin Elixman

FRANK. & MARSH.

Lancaster, PA 17604-3003III

Coach: Glenn Robinson,
 West Chester 1967

2004-05 RESULTS (23-7)

81	DeSales ■	67
85	McDaniel ■	54
89	Haverford	78
68	Gettysburg	65
76	Lebanon Valley ■	80
81	Catholic	64
89	John Jay ■	50
73	Gwynedd-Mercy ■	68
70	Goucher	79
82	Ursinus	91
103	Muhlenberg ■	79
93	Swarthmore ■	51
108	Washington (Md.)	83
85	DeSales	76
90	Dickinson ■	94
86	Haverford	90
64	Johns Hopkins	59
67	Swarthmore	47
63	Gettysburg ■	44
91	Ursinus ■	60
54	Dickinson	46
67	Muhlenberg	80
74	McDaniel	61
97	Washington (Md.) ■	71
74	Johns Hopkins ■	70
73	Haverford ■	71
70	Ursinus ■	72
116	Lincoln (Pa.) ■	100
79	Scranton ■	68
66	Catholic ■	56

Nickname: Diplomats
 Colors: Blue & White
 Arena: Mays Center
 Capacity: 3,000; Year Built: 1960
 AD: Timothy D. Downes
 SID: Edward Haas

FRANKLIN PIERCE

Rindge, NH 03461II

Coach: David Chadbourne,
 St. Joseph's (Me.) 1987

2004-05 RESULTS (9-19)

93	Post †	77
92	Bloomfield †	93
68	Southern Conn. St.	51
57	Southern N.H.	59

63	Mass-Lowell ■	76
72	St. Rose ■	85
52	Fla. Gulf Coast	64
81	Bloomfield †	89
61	NJIT †	57
70	Pace	73
57	Le Moyne ■	81
73	St. Michael's	80
69	St. Anselm ■	77
79	Southern Conn. St. ■	57
68	St. Rose	93
82	Pace ■	65
54	Le Moyne	61
83	St. Michael's ■	67
68	St. Anselm	76
56	Bryant	68
79	Assumption ■	67
61	American Int'l	49
67	Bentley ■	70
72	Stonehill	78
82	Merrimack ■	73
60	Southern N.H. ■	71
70	Mass-Lowell	74
57	Bryant	60

Nickname: Ravens
 Colors: Crimson, Gray & Black
 Arena: FPC Fieldhouse
 Capacity: 2,000; Year Built: 1967
 AD: Bruce Kirsh
 SID: Doug Monson

FREDONIA ST.

Fredonia, NY 14063III

Coach: Kevin Moore, Brockport St. 1983

2004-05 RESULTS (8-16)

56	Rochester	84
73	Denison †	85
79	D'Youville ■	66
71	Brockport St. ■	90
95	New Paltz St. ■	77
78	Oneonta St. ■	64
51	St. John Fisher	85
80	Pitt.-Bradford ■	75
53	Penn St.-Behrend	58
75	Thiel	72
76	Medaille	69
56	Oswego St.	68
58	Cortland St.	82
74	Geneseo St. ■	86
62	Plattsburgh St.	81
49	Potsdam St.	81
73	Utica/Rome ■	70
69	Plattsburgh St. ■	76
72	Buffalo St.	80
83	Brockport St.	101
74	Utica/Rome	80
76	Buffalo St. ■	72
67	Geneseo St.	78
57	Cortland St. ■	68

Nickname: Blue Devils
 Colors: Blue & White
 Arena: Steele Hall
 Capacity: 3,500; Year Built: 1983
 AD: Gregory Prechtl
 SID: Jerry Reilly

FRESNO ST.

Fresno, CA 93740-0048I

Coach: Ray Lopes, Albertson 1987

2004-05 RESULTS (16-14)

83	Md.-East. Shore ■	42
90	East Tenn. St.	73
63	Grand Canyon	53
80	Mississippi Val. ■	65
71	Southern California	68
72	Sacramento St. ■	54
82	Oregon ■	83
77	Pacific ■	88

62	San Francisco	73
79	Hawaii ■	78
63	San Jose St.	56
63	Southern Methodist	74
60	Louisiana Tech	58
89	Boise St. ■	82
66	UTEP ■	63
68	Rice	83
65	Tulsa	68
66	Nevada	63
72	Louisiana Tech ■	79
71	Southern Methodist ■	70
80	UTEP	93
68	Boise St.	82
71	Tulsa ■	69
49	Buffalo ■	52
68	Rice ■	76
63	Nevada ■	76
74	San Jose St.	55
59	Hawaii	66
84	Louisiana Tech †	81
85	Boise St. †	86

Nickname: Bulldogs
 Colors: Bulldog Red & Blue
 Arena: Save Mart Center
 Capacity: 16,116; Year Built: 2003
 AD: Thomas C. Boeh
 SID: Jake Bragonier

FROSTBURG ST.

Frostburg, MD 21532-1099III

Coach: Webb Hatch, VMI 1969

2004-05 RESULTS (14-12)

81	Johns Hopkins	86
64	Neumann †	81
85	Waynesburg	80
75	Shenandoah ■	73
79	Pitt.-Bradford	77
47	Penn St.-Behrend	50
72	Salisbury	67
70	Chris. Newport ■	66
93	Wash. & Jeff. ■	69
68	Lake Erie ■	65
80	La Roche	82
70	Hilbert	62
67	Medaille	57
78	Penn St.-Altoona ■	87
85	Pitt.-Greensburg ■	80
128	Mt. Aloysius	114
61	Penn St.-Behrend	59
55	Pitt.-Bradford ■	71
81	Penn St.-Altoona	76
50	La Roche	65
64	Lake Erie	97
87	Mt. Aloysius ■	91
74	Medaille ■	54
69	Hilbert ■	80
75	Pitt.-Greensburg	87
67	Lake Erie	85

Nickname: Bobcats
 Colors: Red, White & Black
 Arena: Bobcat Arena
 Capacity: 3,600; Year Built: 1977
 AD: Ralph Brewer
 SID: Chris Starke

FURMAN

Greenville, SC 29613I

Coach: Larry Davis, Asbury 1978

2004-05 RESULTS (16-13)

64	Campbell ■	52
74	Auburn	85
69	Minnesota †	84
81	Alas. Anchorage	71
50	Utah †	62
72	UNC Asheville ■	68
67	Virginia	79
58	High Point	45
110	Greensboro ■	42

110	Newberry ■	58
126	Virginia Intermont ■	33
52	Indiana	68
75	Davidson	81
76	East Tenn. St.	68
82	UNC Greensboro ■	65
83	Citadel ■	59
53	Col. of Charleston	67
61	Davidson ■	68
71	Elon ■	51
73	Western Caro. ■	66
63	Ga. Southern	81
63	Citadel	60
75	Wofford ■	58
47	Appalachian St.	60
72	Ga. Southern ■	71
70	Wofford	77
66	Col. of Charleston ■	72
73	Chattanooga	65
84	East Tenn. St. †	87

Nickname: Paladins
 Colors: Purple & White
 Arena: Timmons Arena
 Capacity: 5,500; Year Built: 1997
 AD: Gary Clark
 SID: Hunter Reid

GALLAUDET

Washington, DC 20002-3695III

Coach: James DeStefano,
 Gallaudet 1985

2004-05 RESULTS (6-20)

70	Moravian ■	59
62	Yeshiva	58
70	Mary Washington	73
55	Albright ■	62
81	Old Westbury ■	75
55	Salisbury	75
62	Goucher	72
58	Marymount (Va.) ■	67
54	Wesley	69
64	N.C. Wesleyan	75
43	Bridgewater (Va.)	68
66	East. Mennonite †	61
60	St. Mary's (Md.) ■	74
65	Hood	72
71	York (Pa.)	78
74	Goucher ■	78
74	Christendom ■	46
68	Salisbury ■	63
58	Mary Washington ■	61
68	Villa Julie ■	78
65	St. Mary's (Md.)	74
89	Marymount (Va.)	97
52	Catholic	61
82	York (Pa.) ■	86
55	Catholic	64
65	York (Pa.)	78

Nickname: Bison
 Colors: Buff & Blue
 Arena: Field House
 Capacity: 1,892; Year Built: 1984
 AD: James DeStefano
 SID: Jeremy Bunblasky

GANNON

Erie, PA 16541-0001II

Coach: Jerry Slocum, King's (N.Y.) 1975

2004-05 RESULTS (18-11)

63	Nyack ■	55
61	Pfeiffer †	85
73	Assumption †	62
60	Edinboro	69
104	Roberts Wesleyan ■	49
83	Indiana (Pa.) ■	67
69	Northwood	48
53	Findlay	74
58	Ashland	46

49 Detroit62
 92 Lock Haven ■58
 101 St. Joseph's (Ind.) ■90
 86 Lake Superior St. ■74
 78 Saginaw Valley ■63
 57 Michigan Tech68
 68 Northern Mich.62
 67 Ferris St. ■64
 84 Grand Valley St. ■73
 75 Mercyhurst ■57
 57 Hillsdale66
 85 Penn St.-McKeesport ■55
 69 Wayne St. (Mich.)56
 59 Findlay ■62
 62 Ashland ■73
 71 Hillsdale ■58
 65 Mercyhurst45
 53 Wayne St. (Mich.) ■57
 70 Wayne St. (Mich.)75
 61 Southern Ind. †67

Nickname: Golden Knights
 Colors: Maroon & Gold
 Arena: Hammermill Center
 Capacity: 2,800; Year Built: 1949
 AD: Gilbert "Griz" Zimmermann
 SID: Dan Teliski

GARDNER-WEBB

Boiling Springs, NC 28017I

Coach: Rick Scruggs, Georgia 1979

2004-05 RESULTS (18-12)

85 North Greenville ■61
 90 East Caro. ■60
 63 Arkansas79
 67 UCF55
 76 Fla. Atlantic69
 62 Georgia67
 92 Kenyon ■61
 65 UNLV80
 88 Colorado97
 72 Lipscomb ■55
 79 Belmont ■75
 69 Campbell ■66
 71 Troy77
 69 Mercer74
 83 Georgia St.74
 82 Stetson ■68
 81 Jacksonville ■53
 62 Stetson69
 58 Jacksonville69
 68 Georgia St. ■70
 81 Mercer ■72
 64 Campbell62
 76 Troy ■69
 67 Belmont58
 61 Lipscomb80
 55 UCF58
 91 Fla. Atlantic ■76
 64 Troy †62
 77 Jacksonville †76
 54 UCF †63

Nickname: Runnin' Bulldogs
 Colors: Scarlet, White & Black
 Arena: Paul Porter Arena
 Capacity: 5,500; Year Built: 1982
 AD: Chuck Burch
 SID: Marc Rabb

GENESEO ST.

Geneseo, NY 14454III

Coach: Steve Minton, Heidelberg 1986

2004-05 RESULTS (12-14)

73 John Jay †56
 64 Lycoming75
 54 Oswego St.76
 58 Potsdam St. ■79
 58 Plattsburgh St. ■74
 82 Alfred ■93
 56 St. John Fisher74

57 Pitt-Bradford59
 60 Rochester ■77
 66 Roberts Wesleyan †76
 80 Keuka †71
 86 Fredonia St.74
 72 Cortland St.67
 90 New Paltz St. ■78
 75 Buffalo St. ■51
 75 New Paltz St.76
 67 Oneonta St.70
 69 Brockport St.79
 72 Utica/Rome ■66
 73 Oswego St. ■70
 73 Plattsburgh St.72
 69 Potsdam St.76
 66 Elmira ■59
 78 Fredonia St. ■67
 82 Brockport St. ■78
 78 Oswego St.87

Nickname: Blue Knights
 Colors: Navy Blue & White
 Arena: Alumni Fieldhouse
 Capacity: 3,000; Year Built: 1973
 AD: Marilyn Moore
 SID: George Gagnier

GEORGE FOX

Newberg, OR 97132-2697III

Coach: Mark Sundquist,
 Seattle Pacific 1989

2004-05 RESULTS (18-7)

59 Northwest (Wash.) ■63
 78 Cal Lutheran †91
 95 UC Santa Cruz †83
 56 Northwest (Wash.)54
 65 Northwest Chrst. †62
 64 Concordia (Ore.)69
 75 Concordia (Ore.) ■59
 68 Walla Walla71
 78 Whitman75
 89 Whitworth78
 90 Multnomah Bible68
 81 Linfield ■76
 87 Willamette94
 68 Puget Sound ■66
 83 Pacific Lutheran ■71
 77 Pacific (Ore.)71
 67 Lewis & Clark65
 79 Whitman ■75
 61 Whitworth ■53
 77 Willamette ■101
 90 Linfield85
 84 Puget Sound91
 72 Pacific Lutheran57
 88 Pacific (Ore.) ■69
 86 Lewis & Clark ■72

Nickname: Bruins
 Colors: Navy & Gold
 Arena: Wheeler Sports Center/Miller Gym
 Capacity: 2,750; Year Built: 1977
 AD: Craig Taylor
 SID: Blair Cash

GEORGE MASON

Fairfax, VA 22030I

Coach: Jim Larranaga, Providence 1971

2004-05 RESULTS (16-13)

69 IPFW †51
 58 Memphis75
 79 Duquesne ■58
 79 Towson ■61
 54 Maryland †78
 60 Michigan St. †66
 70 Iona ■65
 95 St. Bonaventure58
 76 McNeese St.87
 76 Morehead St.65
 74 Va. Commonwealth ■81
 74 UNC Wilmington ■69

78 Delaware81
 58 Old Dominion71
 59 Drexel ■66
 77 James Madison58
 94 Hofstra ■78
 95 William & Mary ■62
 82 Delaware ■68
 67 UNC Wilmington71
 89 James Madison ■67
 62 Towson57
 104 William & Mary99
 81 Va. Commonwealth89
 74 Old Dominion ■58
 78 Manhattan ■66
 66 Drexel78
 52 Hofstra75
 47 UNC Wilmington †60

Nickname: Patriots
 Colors: Green & Gold
 Arena: Patriot Center
 Capacity: 10,000; Year Built: 1985
 AD: Thomas J. O'Connor
 SID: Carlton D. White

GEORGE WASHINGTON

Washington, DC 20052I

Coach: Karl Hobbs, Connecticut 1985

2004-05 RESULTS (22-8)

76 Wake Forest97
 94 Morgan St. ■70
 87 Fairfield ■70
 81 Mt. St. Mary's ■58
 96 Michigan St. †83
 101 Maryland †92
 79 St. Francis (Pa.)65
 85 Towson ■69
 81 Florida Int'l71
 65 West Virginia71
 71 La Salle ■42
 81 Duquesne57
 85 St. Bonaventure59
 74 Massachusetts ■76
 84 La Salle66
 59 Richmond70
 65 Xavier ■66
 82 Dayton ■73
 74 Temple58
 80 Richmond ■63
 80 Fordham ■70
 80 Duquesne ■57
 62 Xavier ■81
 62 Dayton59
 56 St. Joseph's ■71
 68 Rhode Island39
 79 Fordham †63
 77 Temple †58
 76 St. Joseph's †67
 68 Georgia Tech †80

Nickname: Colonials
 Colors: Buff & Blue
 Arena: Charles E. Smith Center
 Capacity: 5,000; Year Built: 1975
 AD: Jack E. Kvanicz
 SID: Brad Bower

GEORGETOWN

Washington, DC 20057-1121I

Coach: John Thompson III,
 Princeton 1988

2004-05 RESULTS (19-13)

57 Temple75
 69 Citadel ■34
 76 Davidson51
 66 Penn St. ■53
 59 Illinois ■74
 58 San Jose St. ■40
 63 Oral Roberts †81
 57 Long Beach St. †51
 75 Clemson †60

78 Norfolk St. ■70
 79 Howard ■56
 67 Pittsburgh64
 59 Connecticut ■66
 62 Rutgers55
 66 Villanova64
 73 Syracuse78
 55 Notre Dame ■54
 66 St. John's (N.Y.) ■57
 49 Boston College64
 61 Seton Hall ■51
 61 Rutgers56
 67 West Virginia ■60
 64 Notre Dame70
 67 St. John's (N.Y.)76
 56 Villanova ■67
 64 Connecticut83
 65 Providence ■68
 56 Seton Hall †51
 62 Connecticut †66
 64 Boston U. ■34
 74 Cal St. Fullerton ■57
 66 South Carolina69

Nickname: Hoyas
 Colors: Blue & Gray
 Arena: MCI Center
 Capacity: 20,600; Year Built: 1997
 AD: Adam Brick
 SID: Bill Shapland

GEORGIA

Athens, GA 30602-1661I

Coach: Dennis Felton, Howard 1985

2004-05 RESULTS (8-20)

61 Western Ky. ■71
 47 Nevada ■58
 71 Alabama A&M ■54
 49 Georgia Tech87
 67 Gardner-Webb ■62
 76 Oregon St. †74
 93 Wofford ■89
 78 Bethune-Cookman ■67
 100 Savannah St. ■69
 52 Stetson ■56
 65 Tennessee72
 54 South Carolina74
 54 Mississippi59
 55 Kentucky ■76
 68 Vanderbilt ■59
 47 Florida70
 47 Alabama75
 79 LSU ■95
 53 South Carolina ■60
 47 Arkansas62
 51 Kentucky60
 42 Clemson †59
 57 Auburn ■45
 62 Mississippi St. ■76
 37 Vanderbilt65
 38 Florida ■50
 68 Tennessee78
 65 Mississippi St. †76

Nickname: Bulldogs
 Colors: Red & Black
 Arena: Stegeman Coliseum
 Capacity: 10,523; Year Built: 1963
 AD: Damon Evans
 SID: Tim Hix

GC&SU

Milledgeville, GA 31061II

Coach: Terry Sellers,
 Aub.-Montgomery 1976

2004-05 RESULTS (13-15)

88 Newberry ■73
 77 Anderson (S.C.) †63
 80 Tusculum †82
 60 Paine49

71	Morehouse	60
80	West Ga. †	83
81	SCAD ■	55
66	Newberry	49
73	Paine ■	56
56	Winthrop	69
73	SCAD	55
58	Armstrong Atlantic	66
59	Lander	67
59	Kennesaw St. ■	64
73	UNC Pembroke ■	66
63	North Fla. ■	79
63	S.C.-Aiken	62
56	Kennesaw St.	73
63	North Fla.	66
69	Augusta St. ■	68
53	Columbus St.	71
60	Clayton St. ■	62
57	S.C. Upstate ■	71
59	Armstrong Atlantic ■	54
75	Francis Marion	62
74	Columbus St. ■	83
59	Clayton St.	66
73	Augusta St.	75

Nickname: Bobcats
 Colors: Navy Blue & Hunter Green
 Arena: Centennial Center
 Capacity: 4,071; Year Built: 1989
 AD: Stan Aldridge
 SID: Brad Muller

GA. SOUTHERN

Statesboro, GA 30460-8086I

Coach: Jeff Price, Pikeville 1981

2004-05 RESULTS (18-13)

61	Utah St. †	71
78	Alas. Fairbanks	75
60	Portland †	74
42	Washington St.	61
92	Brewton Parker ■	59
94	Mercer	103
76	Davidson ■	84
99	Augusta St. ■	66
85	Arkansas St. ■	70
68	Florida	100
88	Fort Valley St. ■	63
85	Western Caro.	76
65	Citadel	76
90	Col. of Charleston ■	72
92	Appalachian St. ■	88
107	Chattanooga ■	84
79	Savannah St. ■	53
72	Elon	64
79	Wofford ■	76
64	Col. of Charleston	71
92	Savannah St.	63
81	Furman ■	64
85	UNC Greensboro	79
87	Davidson	92
115	Citadel ■	81
71	Furman	72
83	Ill.-Chicago	92
79	Wofford	81
97	East Tenn. St. ■	91
69	Western Caro. †	57
71	UNC Greensboro †	73

Nickname: Eagles
 Colors: Blue & White
 Arena: Hanner Fieldhouse
 Capacity: 4,378; Year Built: 1969
 AD: Samuel Q. Baker
 SID: Shawn Reed

GEORGIA ST.

Atlanta, GA 30302-3975I

Coach: Michael Perry, Richmond 1981

2004-05 RESULTS (14-15)

70	Southern Miss. †	68
55	Nevada	76
59	Kentucky	77
85	La.-Lafayette ■	78

75	Jacksonville	78
70	Stetson	79
88	Delta St. ■	68
65	Charlotte	80
50	La.-Lafayette	67
56	Texas Tech	98
76	UCF ■	63
75	Fla. Atlantic ■	73
57	Lipscomb	59
46	Belmont	59
96	Troy	89
92	Campbell ■	68
74	Gardner-Webb ■	83
72	Mercer ■	61
73	Troy ■	84
65	Mercer	60
70	Gardner-Webb	68
78	Campbell	73
59	Belmont ■	69
86	Lipscomb ■	62
80	Fla. Atlantic	76
65	UCF	70
67	Jacksonville ■	81
84	Stetson ■	63
61	Belmont	67

Nickname: Panthers
 Colors: Blue & White
 Arena: GSU Sports Arena
 Capacity: 5,000; Year Built: 1972
 AD: Mary A. McElroy
 SID: Charlie Taylor

GEORGIA TECH

Atlanta, GA 30332-0455I

Coach: Paul Hewitt, St. John Fisher 1985

2004-05 RESULTS (20-12)

74	Alabama St. ■	37
60	Ill.-Chicago	59
79	Ark.-Little Rock ■	54
99	Michigan ■	68
87	Georgia ■	49
64	Air Force †	42
72	James Madison ■	47
73	Gonzaga †	85
90	Charleston So. ■	48
92	Lafayette ■	58
68	Kansas	70
80	Miami (Fla.) ■	69
92	Virginia ■	69
69	North Carolina	91
68	North Carolina St.	76
69	Virginia Tech ■	70
102	Wake Forest ■	101
71	Maryland	79
64	Florida St. ■	61
65	Duke ■	82
70	Clemson	62
51	North Carolina St. ■	53
76	Florida St.	75
56	Duke ■	60
76	Miami (Fla.)	72
91	Wake Forest	98
64	Clemson ■	56
73	Virginia Tech †	54
78	North Carolina †	75
64	Duke †	69
80	George Washington †	68
54	Louisville †	76

Nickname: Yellow Jackets
 Colors: Old Gold & White
 Arena: Alexander Memorial Coliseum
 Capacity: 9,191; Year Built: 1956
 AD: David T. Braine
 SID: Mike Stamus

GETTYSBURG

Gettysburg, PA 17325-1668III

Coach: George Petrie,
 Lebanon Valley 1972

2004-05 RESULTS (16-11)

75	FDU-Florham ■	60
57	Baldwin-Wallace ■	59
62	York (Pa.) ■	69

63	Messiah	67
76	McDaniel	55
65	Frank. & Marsh. ■	68
75	Navy	69
87	Carthage †	89
67	Central (Iowa) †	49
48	Johns Hopkins ■	58
82	Muhlenberg	68
78	Washington (Md.) ■	62
66	Haverford ■	56
57	Swarthmore	51
71	Ursinus	63
80	McDaniel ■	50
68	Dickinson	56
75	Haverford	89
44	Frank. & Marsh.	63
56	Muhlenberg	53
64	Ursinus ■	69
96	Washington (Md.)	86
63	Johns Hopkins	60
79	Swarthmore ■	50
88	Dickinson ■	54
72	Ursinus †	87
60	Carnegie Mellon	66

Nickname: Bullets
 Colors: Orange & Blue
 Arena: Bream Gymnasium
 Capacity: 3,000; Year Built: 1962
 AD: David Wright
 SID: Matt Daskivich

GLENVILLE ST.

Glenville, WV 26351II

Coach: Chad Hankinson, West Virginia

2004-05 RESULTS (11-17)

78	Stonehill †	86
91	West Va. Wesleyan †	79
100	Lees-McRae ■	88
77	Pitt.-Johnstown	66
92	West Liberty St. ■	108
80	Slippery Rock ■	61
73	Ky. Wesleyan	91
65	San Fran. St. †	74
53	Cal St. Bakersfield	69
83	Ohio Valley ■	67
85	Fairmont St. ■	81
85	Wheeling Jesuit	96
71	Salem Int'l	63
78	Concord ■	83
73	West Virginia St. ■	72
64	Charleston (W.V.)	89
71	Bluefield St.	72
83	West Va. Tech ■	92
82	West Liberty St.	94
78	Shepherd ■	91
71	Davis & Elkins	63
87	West Va. Wesleyan	86
79	Alderson-Broaddus ■	95
68	Shepherd	79
97	West Va. Wesleyan ■	88
78	Davis & Elkins ■	82
72	Alderson-Broaddus	93
81	Wheeling Jesuit	90

Nickname: Pioneers
 Colors: Royal Blue & White
 Arena: Jesse Lilly Gym
 Capacity: 1,600; Year Built: 1950
 AD: Steven Harold
 SID: Dwaine Osborne

GOLDEY-BEACOM

Wilmington, DE 19808II

Coach: Chuck Hammond,
 Philadelphia U. 1999

2004-05 RESULTS (6-21)

56	Bowie St.	78
59	Bloomsburg †	63
73	Davis & Elkins ■	83
69	NJIT	77

44	Dominican (N.Y.) ■	57
60	Bloomfield	90
51	Nyack	74
62	Rowan	75
66	Angelo St. †	84
64	Chadron St. †	66
64	Post	73
87	Phila. Sciences ■	81
78	Holy Family ■	99
59	Caldwell	78
69	Wilmington (Del.)	65
81	Columbia Union ■	60
80	NJIT ■	83
63	Dominican (N.Y.)	70
56	Bloomfield ■	76
65	Nyack ■	80
81	Felician ■	75
58	Post	65
58	Phila. Sciences	69
57	Holy Family	76
59	Caldwell ■	72
67	Wilmington (Del.) ■	48
81	Felician	72

Nickname: Lightning
 Colors: Navy, Gold & White
 Arena: MBNA America Hall Gymnasium
 Capacity: 1,000; Year Built: 1998
 AD: Chris Morgan
 SID: Pete DiVito

GONZAGA

Spokane, WA 99258-0066I

Coach: Mark Few, Oregon 1987

2004-05 RESULTS (26-5)

98	Portland St. ■	80
78	Montana ■	62
88	Idaho ■	74
72	Illinois †	89
99	Washington †	87
68	Massachusetts †	57
54	Washington St.	52
75	St. Louis ■	45
85	Georgia Tech †	73
83	Eastern Wash. ■	70
78	Oklahoma St. †	75
61	Missouri	63
91	Santa Clara	87
81	St. Mary's (Cal.)	89
76	Loyola Marymount ■	65
86	Pepperdine	62
70	San Francisco	73
68	San Diego	56
91	Portland ■	79
68	St. Mary's (Cal.) ■	63
92	Santa Clara ■	75
82	Pepperdine	75
61	Loyola Marymount	58
90	San Diego	73
75	San Francisco ■	73
84	Portland	68
87	Northern Colo. ■	60
90	San Diego †	74
80	St. Mary's (Cal.) †	67
74	Winthrop †	64
69	Texas Tech †	71

Nickname: Bulldogs, Zags
 Colors: Blue, White & Red
 Arena: The Kennel
 Capacity: 4,000; Year Built: 1960
 AD: Michael L. Roth
 SID: Oliver Pierce

GORDON

Wenham, MA 01984-1899III

Coach: Mike Schauer,
 Wheaton (Ill.) 1993

2004-05 RESULTS (15-11)

100	Hunter ■	67
87	Mt. St. Mary (N.Y.) ■	84
88	Johnson St. ■	63
67	Connecticut Col. ■	57
59	MIT	69
51	Salve Regina	72

70	Endicott ■	73
64	Salem St. ■	74
68	Eastern Conn. St.	63
77	Wheaton (Ill.) ■	102
75	Eastern Nazarene ■	59
68	Colby-Sawyer	71
70	New England ■	66
74	Roger Williams	64
79	New England Col. ■	46
74	Newbury	43
65	Wentworth Inst.	50
52	Endicott	67
71	Anna Maria ■	54
49	Colby-Sawyer ■	61
64	New England Col.	68
78	Nichols	73
61	New England	50
77	Wentworth Inst. ■	54
79	Curry	96
60	Salve Regina	67

Nickname: Fighting Scots
 Colors: Blue & White
 Arena: Bennett Center
 Capacity: 2,300; Year Built: 1996
 AD: Joe Hakes
 SID: Kevin Dugan

GOUCHER

Baltimore, MD 21204-2794III

Coach: Leonard Trevino,
 Texas Tech 1987

2004-05 RESULTS (18-9)

73	Kenyon †	66
68	Roanoke	81
75	York (Pa.) ■	72
72	Gallaudet ■	62
81	Susquehanna	74
84	DeSales	92
85	Apprentice ■	62
88	Chowan ■	80
105	Cabrini ■	104
90	Thomas †	54
88	Marian (Wis.) †	65
67	Widener ■	66
79	Frank. & Marsh.	70
70	Salisbury ■	50
58	Catholic	69
63	Mary Washington	75
69	Marymount (Va.) ■	62
73	St. Mary's (Md.) ■	75
78	Gallaudet	74
64	York (Pa.)	77
69	Salisbury	58
90	Mary Washington ■	78
81	Catholic ■	86
80	St. Mary's (Md.)	89
72	Marymount (Va.)	53
86	St. Mary's (Md.) ■	83
64	York (Pa.)	89

Nickname: Gophers
 Colors: Blue & Gold
 Arena: Sports/Recreation Center
 Capacity: 1,200; Year Built: 1991
 AD: Geoffrey Miller
 SID: Mike Sanders

GRAMBLING

Grambling, LA 71245I

Coach: Larry Wright, Grambling 1982

2004-05 RESULTS (14-12)

59	Jarvis Christian ■	50
80	Texas Col. ■	58
52	Houston	95
75	Stephen F. Austin ■	60
54	Rice	113
66	Texas A&M	97
83	TCU	98
72	Alabama A&M	69

66	Alabama St.	71
75	Southern U. ■	71
71	Alcorn St. ■	72
47	Prairie View	51
66	Texas Southern	64
66	Jackson St. ■	68
60	Ark-Pine Bluff ■	77
75	Mississippi Val. ■	67
55	Southern U.	61
54	Alcorn St.	50
84	Prairie View ■	74
81	Texas Southern ■	69
58	Jackson St.	62
67	Ark-Pine Bluff	66
61	Mississippi Val.	57
80	Alabama A&M ■	69
60	Alabama St. ■	48
65	Southern U. †	69

Nickname: Tigers
 Colors: Black & Gold
 Arena: Tiger Memorial Gym
 Capacity: 4,500; Year Built: 1954
 AD: Willie E. Jeffries
 SID: Peter G. Forest

GRAND CANYON

Phoenix, AZ 85017II

Coach: Scott Mossman,
 Mid-America Naz. 1982

2004-05 RESULTS (13-16)

70	Alas. Anchorage	66
79	Caldwell †	74
70	Cal St. Chico	84
90	Simpson (Cal.)	60
64	Cal St. Stanislaus	80
71	San Fran. St.	51
53	Fresno St.	63
52	South Fla. †	63
78	Cal St. Stanislaus ■	75
79	Central Wash. ■	61
80	Central Wash. ■	97
46	Cal Poly Pomona ■	59
68	Cal St. Chico ■	73
64	Christian Bros. ■	84
68	Southern N.H. ■	75
79	Fort Lewis ■	81
75	Cal St. Bakersfield	83
55	Cal St. Monterey Bay ■	66
75	Western N.M. ■	67
77	San Fran. St. ■	60
90	Southwest (N.M.)	64
64	UC San Diego	78
67	Hope Int'l	63
81	Chaminade ■	89
101	Southwest (N.M.) ■	56
49	Utah Valley St.	71
77	Western N.M.	64
71	Chaminade	78
62	Hawaii Pacific	54

Nickname: Antelopes
 Colors: Purple & White
 Arena: Antelope Gym
 Capacity: 2,000; Year Built: 1994
 AD: Keith Baker
 SID: Vincent Briedis

GRAND VALLEY ST.

Allendale, MI 49401II

Coach: Ric Wesley, Central Mich. 1980

2004-05 RESULTS (18-10)

82	Lock Haven	60
54	IPFW	61
93	Rochester College ■	48
62	Ashland ■	44
72	Aquinas ■	46
76	Saginaw Valley	65
76	Lake Superior St.	58
69	Findlay ■	65
71	Quincy ■	66

78	Indianapolis	81
73	Goshen ■	34
63	Findlay	76
62	Ferris St. ■	59
58	Wayne St. (Mich.) ■	70
71	Hillsdale ■	63
109	Grace Bible (Mich.) ■	54
65	Mercyhurst	61
73	Gannon	84
75	Northwood	69
56	Northern Mich. ■	69
60	Michigan Tech ■	55
75	Ferris St.	76
77	Saginaw Valley ■	52
94	Lake Superior St. ■	87
67	Northwood ■	61
68	Michigan Tech	76
64	Northern Mich.	73
48	Michigan Tech ■	56

Nickname: Lakers
 Colors: Blue, Black & White
 Arena: Grand Valley Field House
 Capacity: 4,010; Year Built: 1982
 AD: Tim W. Selgo
 SID: Tim Nott

GREEN MOUNTAIN

Poultney, VT 05764II

Coach: James Graffam,
 Southern Me. 1972

2004-05 RESULTS (8-17)

60	Mitchell ■	72
76	Castleton St. ■	74
65	Fisher	81
80	Johnson St.	89
58	Bates †	88
54	Newbury †	51
55	Middlebury	75
66	Briarcliffe †	49
63	East Stroudsburg	79
34	Le Moyne	88
70	Dillard	95
69	Southern-N.O.	80
84	Paul Smith	64
60	To Be Announced ■	74
68	St. Joseph (Vt.) ■	58
81	Paul Smith	47
77	Lyndon St. ■	89
89	Paul Smith ■	50
55	Fisher ■	77
45	Western Conn. St. ■	93
46	Lyndon St.	56
62	Castleton St. ■	64
61	Mass. Liberal Arts	74
73	St. Joseph's (Me.)	79
71	St. Joseph (Vt.)	68

Nickname: Eagles
 Colors: Green & Gold
 AD: Jamey Ventura
 SID: To be named

GREENSBORO

Greensboro, NC 27401-1875 ..III

Coach: Rusty LaRue, Wake Forest 1996

2004-05 RESULTS (10-15)

59	Huntingdon ■	58
81	Piedmont ■	74
60	Guilford †	64
48	Transylvania †	75
68	Maryville (Tenn.)	94
42	High Point	79
50	Elon	66
42	Furman	110
86	Mt. St. Joseph †	82
80	Otterbein	85
63	Mary Washington †	64
77	Misericordia †	69
70	Methodist	77
61	Averett ■	65

64	Ferrum	66
83	N.C. Wesleyan	71
69	Shenandoah ■	62
56	Chris. Newport ■	51
70	Methodist ■	78
52	Averett	56
84	Ferrum ■	68
94	N.C. Wesleyan ■	86
67	Shenandoah	66
69	Chris. Newport	89
57	Shenandoah ■	67

Nickname: The Pride
 Colors: Green, White & Silver
 Arena: Hanes Gymnasium
 Capacity: 850; Year Built: 1964
 AD: Kim A. Strable
 SID: Bob Lowe

GREENVILLE

Greenville, IL 62246III

Coach: George Barber, Asbury 1986

2004-05 RESULTS (9-16)

59	Concordia (Ill.) ■	58
67	Dominican (Ill.) ■	77
43	Butler	79
67	McKendree	84
71	St. Louis Pharmacy	54
112	Logan Chiropractic ■	69
65	Eureka	77
87	Piedmont	102
68	Atlanta Christian	71
62	Eastern Ky.	87
58	Elmhurst	74
69	Maryville (Mo.)	84
70	Westminster (Mo.) ■	63
65	Blackburn ■	71
88	MacMurray	100
77	Principia ■	71
62	Webster	63
90	Fontbonne	83
75	Maryville (Mo.) ■	69
86	Westminster (Mo.)	110
56	Blackburn	62
136	MacMurray ■	107
75	Principia	83
73	Webster ■	75
68	Fontbonne ■	53

Nickname: Panthers
 Colors: Orange & Black
 Arena: H.J. Long Gymnasium
 Capacity: 2,000; Year Built: 1960
 AD: Doug Faulkner
 SID: B.J. Schneck

GRINNELL

Grinnell, IA 50112III

Coach: David Arseneault, Colby 1976

2004-05 RESULTS (8-15)

128	St. Ambrose †	145
103	Mt. Mercy	122
119	Cornell College	125
130	Wartburg	128
116	Mt. Mercy	128
127	Martin Luther ■	85
115	Grand View	111
126	Illinois Col.	114
86	Knox	100
99	Lake Forest	106
109	Monmouth (Ill.)	116
116	Beloit	118
106	Ripon	129
85	Lawrence ■	112
121	St. Norbert ■	130
111	Carroll (Wis.)	133
88	Lawrence	104
127	Monmouth (Ill.) ■	110
85	Beloit ■	86
102	Ripon ■	112
114	Illinois Col. ■	108
94	Knox ■	67
97	Lake Forest ■	85

Nickname: Pioneers
 Colors: Scarlet & Black
 Arena: Darby Gym
 Capacity: 1,250; Year Built: 1942
 AD: Dee Fairchild
 SID: Jordan Gizzarelli

GROVE CITY

Grove City, PA 16127-2104III

Coach: Steve Lamie, Grove City 1985

2004-05 RESULTS (13-12)

81 Carnegie Mellon †	73
83 Allegheny	66
62 Penn St.-Behrend ■	58
78 La Roche ■	68
68 Case Reserve ■	72
65 Kenyon ■	69
42 Lake Erie	60
53 Geneva	72
57 Lake Erie †	71
80 Denison †	83
71 Pitt.-Greensburg	65
63 Elizabethtown †	93
90 Averett †	79
78 Juniata	68
94 Westminster (Pa.) ■	86
71 Waynesburg	62
67 Wash. & Jeff. ■	54
65 Thiel ■	50
67 Bethany (W.V.)	72
102 Westminster (Pa.)	110
93 Waynesburg ■	79
57 Wash. & Jeff.	54
70 Thiel	75
71 Bethany (W.V.) ■	78
57 Wash. & Jeff. ■	69

Nickname: Wolverines
 Colors: Crimson and White
 Arena: College Arena
 Capacity: 1,800; Year Built: 1953
 AD: Donald L. Lyle
 SID: Joe Klimchak

GUILFORD

Greensboro, NC 27410-4173 ...III

Coach: Tom Palombo,
 Va. Wesleyan 1989

2004-05 RESULTS (14-12)

87 Lincoln (Pa.) †	96
64 Greensboro †	60
73 Emory & Henry ■	80
81 Lynchburg	85
89 Wash. & Lee	78
72 Chowan	64
65 UNC Greensboro	96
74 Wis.-La Crosse ■	57
85 Case Reserve ■	82
76 Randolph-Macon ■	69
74 Va. Wesleyan ■	66
77 Roanoke ■	79
113 East. Mennonite	107
80 Bridgewater (Va.)	93
74 Emory & Henry	67
82 Lynchburg ■	85
78 Hampden-Sydney	83
66 Va. Wesleyan	78
91 Randolph-Macon	89
72 Bridgewater (Va.) ■	67
101 East. Mennonite	91
78 Hampden-Sydney ■	81
71 Roanoke	80
89 Wash. & Lee ■	71
85 Bridgewater (Va.) †	62
81 Va. Wesleyan †	94

Nickname: Quakers
 Colors: Crimson & Gray
 Arena: Ragan-Brown Field House
 Capacity: 2,500; Year Built: 1980
 AD: Marion Kirby
 SID: Dave Walters

GUST. ADOLPHUS

Saint Peter, MN 56082-1498III

Coach: Mark Hanson,
 Gust. Adolphus 1983

2004-05 RESULTS (22-6)

88 Luther	65
45 Buena Vista ■	54
56 Carthage ■	57
91 Hamline	60
80 Concordia-M'head ■	57
59 St. Thomas (Minn.)	62
73 Whittier	77
68 Pomona-Pitzer	57
75 Carleton ■	81
74 St. Mary's (Minn.) ■	57
79 Bethel (Minn.)	74
70 St. Olaf	67
63 Augsburg ■	56
78 Macalester ■	70
65 St. John's (Minn.)	58
90 Hamline ■	56
68 Concordia-M'head	57
90 St. Thomas (Minn.) ■	80
73 Carleton	66
69 St. Mary's (Minn.)	50
65 Bethel (Minn.) ■	63
58 St. Olaf ■	57
75 Augsburg	62
72 Macalester	60
82 St. John's (Minn.) ■	73
65 Bethel (Minn.) ■	49
68 St. Thomas (Minn.) ■	58
56 Lawrence ■	70

Nickname: Golden Gusties
 Colors: Black & Gold
 Arena: Gus Young Court
 Capacity: 3,000; Year Built: 1984
 AD: Alan Molde
 SID: Tim Kennedy

GWYNEDD-MERCY

Gwynedd Valley,
 PA 19437-0901III

Coach: John Baron, York (Pa.) 1995

2004-05 RESULTS (23-5)

74 Rowan	72
69 Pomona-Pitzer †	67
65 Claremont-M-S	77
67 Alvernia	59
83 Marywood ■	61
95 Neumann	88
79 FDU-Florham ■	75
64 Valley Forge Chrst. ■	50
78 Old Westbury †	69
68 Frank. & Marsh.	73
64 Kean †	76
85 Moravian	75
87 Wesley	75
75 Cabrini ■	61
84 Eastern	58
75 Arcadia	69
86 Misericordia ■	74
88 Marywood	85
77 Alvernia ■	58
86 Cabrini	84
75 Neumann ■	69
59 Arcadia ■	63
71 Eastern	57
87 Misericordia	55
93 Wesley ■	79
68 Misericordia ■	57
81 Alvernia ■	63
70 Union (N.Y.) ■	84

Nickname: Griffins
 Colors: Cardinal & Gold
 Arena: Griffin Complex
 Capacity: 1,200; Year Built: 1991
 AD: Keith Mondillo
 SID: Chris Panter

HAMILTON

Clinton, NY 13323III

Coach: Tobin Anderson,
 Wesleyan (Conn.) 1995

2004-05 RESULTS (15-11)

86 Oberlin †	77
67 Babson	75
76 Middlebury ■	57
62 Utica ■	60
72 Utica/Rome	75
79 Cazenovia	48
70 Brockport St.	82
74 Potsdam St. ■	75
88 St. Joseph's (Brkln) ■	56
63 Hobart	74
77 Clarkson	71
91 St. Lawrence	78
50 Williams	76
68 Union (N.Y.) ■	66
76 Skidmore ■	73
59 Rensselaer	62
77 Vassar	54
65 Skidmore	72
68 Union (N.Y.)	73
91 St. Lawrence ■	60
83 Clarkson ■	60
84 Hobart ■	94
83 Vassar ■	76
90 Rensselaer ■	81
76 Skidmore †	75
84 Union (N.Y.) †	88

Nickname: Continentals
 Colors: Buff & Blue
 Arena: Margaret Bundy Scott Fiel
 Capacity: 2,500; Year Built: 1978
 AD: David Thompson
 SID: Jim Taylor

HAMLIN

St. Paul, MN 55104III

Coach: Barry Wohler, Minnesota 1982

2004-05 RESULTS (10-15)

90 Northland	62
66 Martin Luther	84
66 Northwestern (Minn.)	78
60 Gust. Adolphus ■	91
71 Carleton ■	90
71 St. Thomas (Minn.)	77
90 Luther ■	89
71 St. Scholastica ■	76
68 St. Olaf	64
57 Macalester	76
79 Augsburg ■	71
72 St. Mary's (Minn.) ■	83
71 St. John's (Minn.)	62
73 Bethel (Minn.) ■	82
57 Concordia-M'head	74
56 Gust. Adolphus	90
64 Carleton	70
93 St. Thomas (Minn.) ■	91
62 St. Olaf ■	60
73 Macalester ■	87
74 Augsburg	85
79 St. Mary's (Minn.)	61
80 St. John's (Minn.) ■	67
71 Bethel (Minn.)	88
82 Concordia-M'head ■	79

Nickname: Pipers
 Colors: Burgundy & Gray
 Arena: Hutton Fieldhouse
 Capacity: 2,000
 AD: Dan O'Brien
 SID: Troy Mallat

HAMPDEN-SYDNEY

Hampden-Sydney, VA 23943III

Coach: Ryan "Bubba" Smith,
 Furman 2000

2004-05 RESULTS (17-10)

72 Clarke ■	64
62 Methodist ■	70

75 Ferrum ■	68
73 Longwood ■	67
60 Va. Wesleyan ■	75
68 Emory & Henry	67
52 Lynchburg	64
81 Eastern ■	60
67 Baldwin-Wallace ■	75
79 Methodist ■	65
72 Bridgewater (Va.) ■	84
78 East. Mennonite	82
48 Randolph-Macon	67
59 Roanoke ■	53
85 Wash. & Lee ■	54
76 Va. Wesleyan	67
75 Emory & Henry ■	65
83 Guilford ■	78
63 Bridgewater (Va.)	54
80 East. Mennonite ■	65
81 Wash. & Lee	75
75 Roanoke	84
81 Guilford	78
60 Randolph-Macon ■	68
67 Lynchburg ■	55
64 Roanoke	56
63 Randolph-Macon †	67

Nickname: Tigers
 Colors: Garnet & Gray
 Arena: S. Douglas Fleet Gym
 Capacity: 2,500; Year Built: 1979
 AD: Joseph E. Bush
 SID: Donnie Turlington

HAMPTON

Hampton, VA 23668I

Coach: Bobby Collins, Eastern Ky. 1991

2004-05 RESULTS (17-13)

54 Clemson	98
70 Savannah St.	52
59 Akron	80
54 Va. Commonwealth	83
78 Bethune-Cookman ■	79
55 Florida A&M ■	49
89 Radford †	74
64 Norfolk St.	79
55 St. Mary's (Cal.)	66
46 California	69
57 Arkansas St. †	65
51 William & Mary	60
81 N.C. A&T	72
70 South Carolina St.	68
80 Md.-East. Shore ■	54
64 Delaware St.	66
86 Howard	47
51 Coppin St.	50
82 Morgan St. ■	62
70 Bethune-Cookman	71
81 Florida A&M	67
65 N.C. A&T ■	47
66 South Carolina St. ■	57
70 Md.-East. Shore	55
59 Howard ■	49
54 Delaware St. ■	64
66 Norfolk St.	60
81 Florida A&M †	72
62 Coppin St. †	50
53 Delaware St. †	55

Nickname: Pirates
 Colors: Royal Blue & White
 Arena: Convocation Center
 Capacity: 7,200; Year Built: 1993
 AD: Malcolm Avery
 SID: Jamar Ross

HANOVER

Hanover, IN 47243-0108III

Coach: Mike Beitzel, Wooster 1968

2004-05 RESULTS (25-6)

61 Webster ■	54
81 Maryville (Mo.) ■	66
66 Wabash	63
89 Cinn.-Clermont ■	61

64	Brescia ■	66
71	Rockford ■	59
67	Rose-Hulman	55
62	Earlham	54
55	Ill. Wesleyan ■	53
62	Ripon †	74
70	Mt. St. Mary (N.Y.) †	64
67	Franklin	57
55	Bluffton ■	59
80	Anderson (Ind.) ■	43
54	Manchester	50
66	Transylvania	68
65	Defiance ■	55
72	Mt. St. Joseph ■	71
74	Bluffton	51
83	Anderson (Ind.)	61
77	Manchester ■	49
83	Transylvania ■	65
61	Defiance	67
60	Mt. St. Joseph	56
68	Franklin ■	67
78	Defiance ■	60
77	Bluffton ■	67
66	Franklin ■	56
69	Blackburn ■	49
81	Ill. Wesleyan	76
65	Trinity (Tex.) †	73

Nickname: Panthers
 Colors: Red & Blue
 Arena: John Collier Arena
 Capacity: 2,000; Year Built: 1995
 AD: Lynn Hall
 SID: Carter Cloyd

HARDIN-SIMMONS

Abilene, TX 79698III

Coach: Dylan Howard, UAB 1989

2004-05 RESULTS (19-8)

106	Wiley †	91
54	Cameron †	81
71	Southwestern (Tex.)	70
65	Texas-Dallas ■	59
77	Texas-Tyler ■	80
78	LeTourneau	69
65	East Tex. Baptist	60
75	McMurry ■	81
74	Mississippi Col. ■	83
103	Louisiana Col. ■	61
84	Austin	41
70	Ozarks (Ark.)	66
80	Howard Payne ■	77
85	Sul Ross St. ■	73
90	Concordia-Austin	87
77	Mary Hardin-Baylor	82
58	Texas Lutheran ■	50
91	Schreiner ■	76
71	McMurry	74
59	Texas Lutheran	54
85	Schreiner	77
82	Howard Payne	80
94	Sul Ross St.	91
104	Concordia-Austin ■	87
56	Mary Hardin-Baylor ■	61
80	Ozarks (Ark.) †	76
45	Mississippi Col.	62

Nickname: Cowboys
 Colors: Purple & Gold
 Arena: Mabee Complex
 Capacity: 3,003; Year Built: 1979
 AD: John Neese
 SID: Chad Grubbs

HARDING

Searcy, AR 72149-0001II

Coach: Jeff Morgan,
 West Tex. A&M 1989

2004-05 RESULTS (18-11)

113	Ark. Baptist ■	83
95	Indiana Tech ■	98
95	Okla. Sci. & Arts ■	88
90	Ala.-Huntsville	74
66	Ala.-Huntsville ■	59
65	Montevallo ■	71

77	Southwest Baptist	100
84	Montevallo	77
107	Union (Ky.) †	102
67	West Fla.	86
57	Ark.-Little Rock	75
73	Delta St.	87
70	Ark.-Monticello ■	81
73	Southern Ark. ■	63
73	Central Ark.	70
70	Christian Bros. ■	67
60	Ouachita Baptist	71
92	Arkansas Tech ■	77
71	Henderson St.	62
85	Delta St. ■	81
60	Ark.-Monticello	67
85	Southern Ark.	77
68	Central Ark. ■	71
82	Christian Bros.	69
66	Ouachita Baptist ■	71
96	Arkansas Tech	82
86	Henderson St. ■	67
86	Valdosta St. †	66
77	Delta St. †	84

Nickname: Bisons
 Colors: Black & Gold
 Arena: Rhodes Fieldhouse
 Capacity: 3,000; Year Built: 1949
 AD: Greg Harnden
 SID: Scott Goode

HARTFORD

West Hartford, CT 06117-1599 ..I

Coach: Larry Harrison, Pittsburgh 1978

2004-05 RESULTS (8-20)

71	William & Mary	84
80	Yale †	92
79	Dartmouth ■	59
65	Brown	77
74	Long Island ■	60
59	Albany (N.Y.) ■	71
55	Arkansas	87
68	Rider †	57
60	Wis.-Green Bay	68
45	Vermont	89
63	Longwood ■	58
22	Boston U.	73
80	UMBC ■	54
69	Northeastern ■	82
54	Stony Brook	67
73	Maine ■	67
64	New Hampshire ■	62
42	Albany (N.Y.)	61
55	Vermont ■	75
38	Binghamton	66
46	Boston U. ■	65
66	Northeastern	86
60	Stony Brook ■	74
57	New Hampshire	71
58	Maine	61
58	Binghamton ■	54
58	UMBC	68
46	Stony Brook †	66

Nickname: Hawks
 Colors: Scarlet & White
 Arena: The Chase Family Arena
 Capacity: 3,977; Year Built: 1990
 AD: Patricia Meiser-Mc Knett
 SID: David Longolucco

HARTWICK

Oneonta, NY 13820-4020III

Coach: Paul Culpo, St. Michael's 1993

2004-05 RESULTS (2-23)

53	Muhlenberg	79
49	Western New Eng. †	62
55	Mass. Liberal Arts	51
59	St. Joseph's (L.I.) ■	65
45	Skidmore	64
60	Oneonta St.	76

61	Rensselaer †	70
40	Corland St. ■	51
55	Elmira ■	59
46	Ithaca ■	72
58	Utica	71
49	Bard ■	47
50	Alfred	68
57	St. John Fisher	86
51	Vassar	70
59	Rochester Inst. ■	71
56	Nazareth ■	82
60	Hobart ■	72
43	Ithaca	54
56	Elmira	66
60	Nazareth	75
50	Rochester Inst.	66
45	St. John Fisher ■	60
62	Alfred ■	69
72	Utica ■	75

Nickname: Hawks
 Colors: Royal Blue & White
 Arena: Binder PE Center
 Capacity: 1,800; Year Built: 1968
 AD: Elizabeth Powell
 SID: Mike Chilson

HARVARD

Cambridge, MA 02138I

Coach: Frank Sullivan,
 Westfield St. 1973

2004-05 RESULTS (12-15)

59	Notre Dame	66
52	Holy Cross ■	60
85	Northeastern ■	75
60	New Hampshire	67
66	Maine	79
55	Boston U. ■	92
85	Colgate	82
53	Fairfield	68
67	Lehigh ■	56
78	Long Island	60
62	Col. of Charleston	85
93	Tennessee Tech †	98
76	Dartmouth ■	74
46	Dartmouth	49
97	Sacred Heart ■	84
74	Cornell	65
55	Columbia	57
57	Penn ■	70
61	Princeton	57
64	Brown	53
53	Yale	54
78	Columbia ■	71
63	Cornell ■	67
82	Yale ■	66
80	Brown ■	68
44	Princeton	66
68	Penn	85

Nickname: Crimson
 Colors: Crimson, Black & White
 Arena: Lavietes Pavilion
 Capacity: 2,195; Year Built: 1926
 AD: Robert L. Scalise
 SID: Chuck Sullivan

HAVERFORD

Haverford, PA 19041-1392III

Coach: Michael Mucci, Villanova 1977

2004-05 RESULTS (14-12)

71	Williams ■	74
73	Connecticut Col. †	61
67	Catholic ■	72
72	Elizabethtown ■	85
78	Frank. & Marsh.	89
75	Muhlenberg	93
51	New York U.	82
86	Ursinus ■	75
70	McDaniel	76
82	Johns Hopkins ■	80

56	Gettysburg	66
87	Dickinson ■	83
92	Washington (Md.)	80
90	Frank. & Marsh. ■	86
33	Princeton	60
84	Swarthmore	70
89	Gettysburg ■	75
71	Muhlenberg	62
86	McDaniel ■	61
88	Washington (Md.) ■	85
56	Johns Hopkins	82
68	Ursinus	76
77	Dickinson	74
92	Swarthmore ■	79
71	Johns Hopkins ■	53
71	Frank. & Marsh.	73

Nickname: Fords
 Colors: Scarlet & Black
 Arena: Alumni Field House
 Capacity: 1,200; Year Built: 1957
 AD: Gregory Kannerstein
 SID: John Douglas

HAWAII

Honolulu, HI 96822-2370I

Coach: Riley Wallace,
 Centenary (La.) 1964

2004-05 RESULTS (16-13)

71	Mississippi Val. ■	58
72	Coastal Caro. ■	65
66	Southern Ill. ■	64
53	St. Louis	52
84	St. Mary's (Cal.) ■	77
54	Long Beach St. ■	45
55	Oral Roberts ■	54
72	Southern California ■	68
78	Fresno St.	79
55	Nevada	58
71	San Jose St. ■	45
71	Southern Methodist ■	59
59	Louisiana Tech ■	61
70	UTEP	71
76	Boise St.	80
75	Rice ■	72
76	Tulsa	73
84	San Jose St.	73
70	Louisiana Tech	71
65	Southern Methodist	71
81	Boise St. ■	67
81	Wis.-Milwaukee ■	87
67	UTEP ■	71
76	Tulsa	83
61	Rice	80
47	Nevada ■	55
66	Fresno St. ■	59
72	San Jose St. †	48
62	UTEP †	80

Nickname: Rainbow Warriors
 Colors: Green, Black, Silver & White
 Arena: Stan Sheriff Center
 Capacity: 10,300; Year Built: 1994
 AD: Herman R. Frazier
 SID: Derek Inouchi

HAWAII PACIFIC

Honolulu, HI 96813II

Coach: J.D. Barnett, Winona St. 1970

2004-05 RESULTS (10-16)

67	Northwood †	62
67	Winona St. †	98
67	Oakland City ■	62
67	Carleton ■	74
73	BYU-Hawaii ■	81
79	Hawaii-Hilo	89
78	Graceland (Iowa) ■	49
73	Asbury ■	64
61	Northwest Nazarene ■	62
80	St. Martin's ■	74
81	BYU-Hawaii	82

121	Chaminade ■	119
65	Chaminade	81
58	Hawaii-Hilo ■	68
83	Western N.M.	93
108	Mont. St.-Billings	113
89	Mont. St.-Billings	112
69	Chaminade	81
77	BYU-Hawaii ■	75
73	BYU-Hawaii	89
90	Mont. St.-Billings ■	92
84	Western N.M. ■	70
82	Western N.M. ■	63
81	Hawaii-Hilo	89
61	Hawaii-Hilo ■	71
54	Grand Canyon ■	62

Nickname: Sea Warriors
 Colors: Columbia Blue, Kelly Green & White
 Arena: Neal Blaisdell Center
 Capacity: 7,500
 AD: Jill Ward
 SID: Jarnett Lono

HAWAII-HILO

Hilo, HI 96720-4091II

Coach: Jeff Law, Plattsburgh St. 1985

2004-05 RESULTS (25-4)

78	Carleton ■	63
84	Seattle Pacific ■	70
73	Hillsdale ■	69
63	Shippensburg ■	59
73	Chaminade	92
89	Hawaii Pacific ■	79
91	Rio Grande †	67
87	Westminster (Mo.) †	70
72	Cal St. L.A.	68
69	Cal St. Dom. Hills	63
80	Pacific (Ore.) ■	57
91	St. Martin's ■	70
78	Asbury ■	46
95	Western N.M. ■	80
76	Mont. St.-Billings ■	61
106	Mont. St.-Billings ■	85
87	BYU-Hawaii	90
68	Hawaii Pacific	58
81	Chaminade ■	79
72	Chaminade ■	66
96	BYU-Hawaii ■	93
90	BYU-Hawaii ■	86
95	Mont. St.-Billings	105
83	Western N.M.	70
92	Western N.M.	72
89	Hawaii Pacific ■	81
71	Hawaii Pacific	61
83	Cal St. Chico †	81
62	Cal Poly Pomona †	73

Nickname: Vulcans
 Colors: Red, White & Blue
 Arena: Afook-Chinen Civic Center
 Capacity: 3,000; Year Built: 1955
 AD: Kathleen McNally
 SID: Kelly Leong

HEIDELBERG

Tiffin, OH 44883-2462III

Coach: Duane Sheldon,
 Baldwin-Wallace 1993

2004-05 RESULTS (7-18)

74	Olivet †	83
104	Hiram †	84
93	Defiance ■	95
93	Bluffton	86
43	Transylvania	78
136	Marietta ■	120
72	John Carroll	92
73	Wilmington (Ohio) ■	75
62	Muskingum	66
81	Wabash †	74

58	Centre	76
75	Otterbein	93
79	Mount Union ■	86
70	Capital	82
71	Ohio Northern ■	93
66	Baldwin-Wallace ■	92
66	Mount Union	60
69	Capital ■	83
66	Ohio Northern	105
96	Baldwin-Wallace	86
92	Marietta	97
75	Otterbein ■	95
73	Wilmington (Ohio)	70
91	John Carroll ■	100
51	Muskingum ■	71

Nickname: Berg
 Colors: Red, Orange & Black
 Arena: Seiberling Gymnasium
 Capacity: 1,900; Year Built: 1952
 AD: Jerry McDonald
 SID: Aaron Chimenti

HENDERSON ST.

Arkadelphia, AR 71999-0001II

Coach: Joe Redmond, Pittsburg St. 1996

2004-05 RESULTS (13-14)

65	North Fla. †	43
48	North Dakota †	79
70	Indiana (Pa.) †	75
59	Southeastern La. †	73
52	Boise St.	54
54	Southeastern Okla.	60
73	Emporia St. ■	80
83	Ark. Baptist	81
46	Mo.-Rolla †	45
87	Tuskegee †	55
63	Delta St. ■	61
67	Ark.-Monticello	82
90	Southern Ark.	73
67	Central Ark. ■	73
72	Christian Bros.	76
59	Ouachita Baptist ■	62
74	Arkansas Tech	68
72	Ark. Baptist ■	66
62	Harding ■	71
63	Delta St.	66
55	Ark.-Monticello ■	73
64	Southern Ark. ■	49
80	Central Ark.	79
57	Christian Bros. ■	50
61	Ouachita Baptist	56
79	Arkansas Tech ■	62
67	Harding	86

Nickname: Reddies
 Colors: Red & Gray
 Arena: Wells Center
 Capacity: 2,900; Year Built: 1971
 AD: Sam Goodwin
 SID: Troy Mitchell

HENDRIX

Conway, AR 72032-3080III

Coach: Dan Priest, Ohio Northern

2004-05 RESULTS (5-19)

79	Ozarks (Ark.) ■	87
69	McMurry ■	61
65	Illinois Col. †	73
89	Maryville (Mo.) †	98
64	Rust ■	72
54	Sewanee	56
52	Centre	61
79	Rhema ■	72
69	Fisk †	63
63	Dallas	44
69	Westminster (Mo.)	70
41	Trinity (Tex.) ■	94
58	Southwestern (Tex.) ■	69
62	Rust	78
56	Rhodes ■	73

55	Rose-Hulman	51
60	DePauw	74
66	Oglethorpe ■	81
49	Millsaps	57
61	Sewanee ■	69
67	Centre ■	80
42	Trinity (Tex.)	82
60	Southwestern (Tex.)	71
64	Rhodes	84

Nickname: Warriors
 Colors: Orange & Black
 Arena: Ivan H. Grove
 Capacity: 1,200; Year Built: 1961
 AD: Danny Powell
 SID: Jason Rhodes

HIGH POINT

High Point, NC 27262-3598I

Coach: Bart Lundy, Winthrop 1993

2004-05 RESULTS (13-18)

118	Southeastern Fla. ■	66
65	Oklahoma †	93
69	Utah †	78
65	Alas. Anchorage	66
68	N.C. A&T	77
79	Greensboro ■	42
60	Creighton	79
53	Michigan	67
45	Furman ■	58
78	Mt. St. Mary's ■	61
73	Marshall	74
82	James Madison	63
75	Utah Valley St. ■	51
73	Liberty ■	56
85	Birmingham-So. ■	72
92	UNC Asheville ■	73
74	Charleston So.	76
79	Coastal Caro.	64
83	Radford	85
88	VMI ■	72
81	Liberty	84
77	UNC Asheville	89
55	Winthrop ■	72
73	Birmingham-So.	74
79	Coastal Caro. ■	72
74	Charleston So. ■	56
66	Winthrop	74
87	Radford ■	92
61	VMI	69
98	UNC Asheville	93
55	Charleston So. ■	58

Nickname: Panthers
 Colors: Purple & White
 Arena: Millis Center
 Capacity: 2,565; Year Built: 1992
 AD: Woody Gibson
 SID: Lee Owen

HILBERT

Hamburg, NY 14075-1597III

Coach: Rob deGrandpre,
 Brockport St. 1995

2004-05 RESULTS (10-15)

46	Potsdam St.	76
56	Clarkson †	59
76	Alfred	84
48	La Roche	62
62	Lake Erie	75
63	Medaille †	59
68	Buffalo St.	87
57	Clarkson ■	59
65	D'Youville ■	60
80	Medaille	47
62	Frostburg St. ■	80
69	Pitt.-Greensburg ■	85
77	Pitt.-Bradford ■	66
114	Mt. Aloysius	94
78	Penn St.-Altoona	70
57	Penn St.-Behrend ■	76

64	Lake Erie ■	88
81	La Roche ■	71
67	Pitt.-Bradford	72
79	Medaille ■	65
54	Penn St.-Behrend	69
47	Pitt.-Greensburg	93
80	Frostburg St.	69
78	Penn St.-Altoona ■	88
111	Mt. Aloysius ■	96

Nickname: Hawks
 Colors: Royal Blue & White
 Arena: Brad Hafner Recreation Center
 Capacity: 1,200; Year Built: 1973
 AD: Richard L. Walsh
 SID: Rob deGrandpre

HILLSDALE

Hillsdale, MI 49242-1298II

Coach: Ed Douma, Calvin 1973

2004-05 RESULTS (15-13)

76	Wis.-Parkside ■	71
64	Cleveland St.	73
68	Seattle Pacific †	77
58	Shippensburg †	54
69	Hawaii-Hilo	73
69	Saginaw Valley ■	63
67	Wayne St. (Mich.) ■	58
67	St. Francis (Ill.) ■	58
66	Spring Arbor	69
78	Mich.-Dearborn ■	68
74	Davenport ■	45
91	Indianapolis	97
70	Northern Mich. ■	61
86	Michigan Tech ■	91
69	Ferris St.	82
63	Grand Valley St.	71
60	Lake Superior St.	54
72	Northwood ■	60
67	Mercyhurst ■	55
66	Gannon ■	57
74	Ashland ■	51
73	Findlay	82
70	Wayne St. (Mich.)	76
58	Gannon	71
62	Mercyhurst	56
49	Findlay ■	60
84	Ashland	79
54	Findlay	71

Nickname: Chargers
 Colors: Royal Blue & White
 Arena: Jesse Philips Arena
 Capacity: 2,500; Year Built: 1989
 AD: Michael J. Kovalchik
 SID: Dennis Worden

HIRAM

Hiram, OH 44234-0067III

Coach: Tim Rice, Mobile 1993

2004-05 RESULTS (4-21)

101	Westminster (Pa.)	131
84	Heidelberg †	104
64	John Carroll †	80
74	Penn St.-DuBois †	42
81	Thiel	87
80	Denison	72
49	Carnegie Mellon	82
55	Ohio Wesleyan	73
70	Bethany (W.V.)	76
66	Bluffton ■	78
72	Fairmont St.	78
57	Wabash ■	86
51	Earlham ■	64
91	Allegheny	92
81	Oberlin ■	64
70	Wooster	97
46	Wittenberg ■	78
65	Kenyon	67
68	Ohio Wesleyan ■	81

69 Allegheny ■.....	71
60 Wittenberg.....	106
69 Kenyon ■.....	78
74 Oberlin.....	71
80 Wooster ■.....	91
68 Denison ■.....	79

Nickname: Terriers
 Colors: Blue and Red
 Arena: Price Gymnasium
 Capacity: 2,000; Year Built: 1959
 AD: Thomas E. Mulligan
 SID: Candy Rice

HOBART

Geneva, NY 14456III

Coach: Richard Roche, Hobart 1987

2004-05 RESULTS (16-11)

81 Keuka ■.....	67
73 Rochester Inst.	70
82 Ithaca.....	81
55 Rochester.....	69
85 Colgate.....	101
88 St. John Fisher ■.....	94
62 Roanoke.....	72
63 Worcester St. †.....	75
74 Hamilton ■.....	63
68 St. Lawrence.....	71
71 Clarkson.....	65
68 Utica ■.....	65
70 Skidmore ■.....	61
81 Union (N.Y.) ■.....	69
72 Vassar.....	60
67 Rensselaer.....	79
72 Hartwick.....	60
66 Union (N.Y.).....	65
74 Skidmore.....	84
74 Clarkson ■.....	39
96 St. Lawrence ■.....	83
94 Hamilton.....	84
64 Rensselaer ■.....	74
86 Vassar ■.....	72
74 Union (N.Y.) ■.....	77
88 Plattsburgh St. ■.....	74
55 Oswego St.	85

Nickname: Statesmen
 Colors: Royal Purple and Orange
 Arena: Bristol Gym
 Capacity: 1,500; Year Built: 1965
 AD: Michael J. Hanna
 SID: Ken DeBolt

HOFSTRA

Hempstead, NY 11549I

Coach: Tom Pecora, Adelphi 1983

2004-05 RESULTS (21-9)

69 Florida Int'l.....	67
79 La Salle ■.....	69
76 Binghamton.....	63
78 James Madison.....	75
78 Longwood.....	56
78 St. John's (N.Y.) ■.....	68
74 Dartmouth.....	57
64 Columbia ■.....	40
66 Stony Brook.....	54
75 Syracuse.....	80
71 William & Mary.....	59
81 Drexel ■.....	84
74 UNC Wilmington.....	81
58 Va. Commonwealth.....	70
66 Old Dominion ■.....	67
80 Delaware ■.....	66
78 George Mason.....	94
84 Towson.....	64
72 William & Mary ■.....	51
60 Va. Commonwealth ■.....	58
52 Drexel.....	70
95 James Madison ■.....	88
74 UNC Wilmington ■.....	68

68 Towson ■.....	59
75 Delaware.....	57
66 Old Dominion.....	63
75 George Mason ■.....	52
89 Drexel †.....	77
58 Old Dominion †.....	72
44 St. Joseph's.....	53

Nickname: Pride
 Colors: Gold, White and Blue
 Arena: Hofstra Arena
 Capacity: 5,124; Year Built: 1999
 AD: Jack W. Hayes
 SID: Jeremy Kniffin

HOLY CROSS

Worcester, MA 01610-2395I

Coach: Ralph Willard, Holy Cross 1967

2004-05 RESULTS (25-7)

58 Boston U.	48
60 Harvard.....	52
79 Marist ■.....	52
53 Princeton ■.....	56
56 Minnesota.....	72
53 Fordham.....	39
60 Boston College.....	63
84 Brown.....	71
82 Northeastern ■.....	76
59 Vermont ■.....	64
51 Rhode Island.....	50
73 Dartmouth ■.....	52
43 Bucknell.....	59
66 Army.....	29
74 Colgate ■.....	64
78 Iona †.....	53
79 Navy ■.....	56
80 American ■.....	56
74 Lafayette.....	57
58 Lehigh.....	56
68 Navy.....	66
76 American.....	67
81 Lafayette ■.....	60
73 Lehigh ■.....	53
59 Colgate.....	46
69 Bucknell ■.....	54
66 Army ■.....	49
76 Army ■.....	42
57 Lehigh ■.....	53
57 Bucknell ■.....	61
78 Notre Dame.....	73
60 St. Joseph's.....	68

Nickname: Crusaders
 Colors: Royal Purple
 Arena: Hart Recreation Center
 Capacity: 3,600; Year Built: 1975
 AD: Richard M. Regan Jr.
 SID: Charles Bare

HOLY FAMILY

Philadelphia, PA 19114II

Coach: Alfred Johnson,
 Elizabeth City St. 1994

2004-05 RESULTS (19-11)

64 Philadelphia U.	71
89 Kutztown.....	88
66 West Chester †.....	75
65 NJIT.....	68
69 Felician.....	65
75 Dominican (N.Y.) ■.....	59
70 Bryant ■.....	95
80 Columbia Union ■.....	68
56 Millersville ■.....	83
49 Nyack ■.....	70
90 Wilmington (Del.).....	74
99 Goldey-Beacom.....	78
91 Post.....	81
104 Bloomfield ■.....	77
98 Caldwell ■.....	95
84 Phila. Sciences.....	74

94 NJIT ■.....	81
88 Felician ■.....	86
66 Dominican (N.Y.).....	81
106 Columbia Union.....	90
90 Nyack.....	84
85 Wilmington (Del.) ■.....	65
76 Goldey-Beacom ■.....	57
111 Post.....	105
89 Bloomfield.....	96
62 Caldwell.....	89
91 Phila. Sciences ■.....	80
68 Phila. Sciences ■.....	70
91 Caldwell ■.....	87
67 Bridgeport.....	80

Nickname: Tigers
 Colors: Copenhagen Blue & White
 Arena: Campus Center
 Capacity: 1,000; Year Built: 1987
 AD: Sandra Michael
 SID: Brian Minster

HOOD

Frederick, MD 21701-8575III

Coach: Tom Dickman, Shepherd 1973

2004-05 RESULTS (12-13)

62 John Carroll †.....	76
78 Rutgers-Camden †.....	72
104 Mt. Aloysius ■.....	95
80 Carnegie Mellon.....	88
85 Framingham St. †.....	76
76 Penn St.-Altoona ■.....	57
84 Waynesburg.....	76
78 Bethany (W.V.) ■.....	87
58 Baldwin-Wallace †.....	88
56 Eastern †.....	60
56 Salisbury.....	68
60 Wash. & Jeff.....	73
72 Albright †.....	94
82 Waynesburg.....	77
85 Marywood ■.....	73
92 Wesley.....	70
72 Gallaudet ■.....	65
93 Phila. Bible ■.....	80
71 Lincoln (Pa.).....	77
56 Averett.....	58
82 Strayer.....	80
83 Lincoln (Pa.) ■.....	101
55 Penn St.-Altoona.....	71
72 Averett ■.....	77
89 Chestnut Hill ■.....	72

Nickname: Blazers
 Colors: Blue and Grey
 Arena: Gov. Thomas Johnson High School
 Capacity: 2,500; Year Built: 1969
 AD: Gilbert Romaine
 SID: Jason Brennan

HOPE

Holland, MI 49422-9000.....III

Coach: Glenn Van Wieren, Hope 1964

2004-05 RESULTS (15-12)

67 Elmhurst.....	75
73 Cornerstone †.....	79
67 Aquinas †.....	52
65 Carthage †.....	70
57 Wheaton (Ill.).....	76
60 Aquinas.....	75
80 Trinity Christian ■.....	57
87 Judson (Ill.).....	45
66 Wis.-Whitewater ■.....	68
120 Grace Bible (Mich.) ■.....	75
64 Augustana (Ill.) ■.....	82
91 Tri-State.....	72
77 Adrian ■.....	79
44 Albion.....	68
67 Kalamazoo.....	53
83 Olivet ■.....	70

54 Calvin.....	66
79 Alma.....	59
106 Tri-State ■.....	74
67 Adrian.....	62
68 Albion.....	59
88 Kalamazoo ■.....	86
65 Olivet.....	67
71 Calvin ■.....	68
82 Alma ■.....	76
90 Alma ■.....	77
61 Calvin †.....	82

Nickname: Flying Dutchmen
 Colors: Blue & Orange
 Arena: Holland Civic Center
 Capacity: 2,550; Year Built: 1954
 AD: Raymond E. Smith
 SID: Tom Renner

HOUSTON

Houston, TX 77204I

Coach: Tom Penders, Connecticut 1967

2004-05 RESULTS (18-14)

72 Sam Houston St. †.....	69
61 Missouri.....	77
85 McNeese St. ■.....	72
61 Ohio St. †.....	78
57 Missouri †.....	55
95 Grambling ■.....	52
73 Rice.....	74
85 Lamar.....	77
78 New Orleans ■.....	65
68 Southeastern La. ■.....	61
81 LSU ■.....	72
63 Washington.....	110
80 Texas A&M.....	93
70 Louisville ■.....	67
57 DePaul.....	68
93 Centenary (La.) ■.....	82
63 Southern Miss. ■.....	53
51 TCU.....	58
62 South Fla.	50
61 Tulane ■.....	63
68 Cincinnati.....	87
63 St. Louis ■.....	43
66 Memphis ■.....	53
71 Charlotte.....	91
75 Southern Miss.	53
68 South Fla. ■.....	50
69 TCU.....	57
76 East Caro.	72
55 Marquette.....	76
66 UAB.....	71
64 South Fla. †.....	69
69 Wichita St.	85

Nickname: Cougars
 Colors: Scarlet & White with Navy Trim
 Arena: Hofheinz Pavilion
 Capacity: 8,479; Year Built: 1969
 AD: Dave Maggard
 SID: Chris Burkhalter

HOWARD

Washington, DC 20059I

Coach: Frankie Allen, Roanoke 1971

2004-05 RESULTS (5-23)

63 St. Francis (Pa.).....	74
55 Pittsburgh.....	81
87 Canisius.....	76
53 Portland St. ■.....	58
86 Longwood ■.....	76
88 Md.-East. Shore.....	68
75 Iowa St.	92
69 Longwood.....	75
68 James Madison.....	65
56 Georgetown.....	79
79 Morgan St. ■.....	77
74 Coppin St. ■.....	89
60 South Carolina St.	77
72 N.C. A&T.....	82

54 Norfolk St. ■	64
47 Hampton ■	86
46 Bethune-Cookman ■	71
74 Florida A&M	77
60 Delaware St.	69
74 Md.-East. Shore ■	88
66 Morgan St.	81
66 Coppin St.	75
46 South Carolina St. ■	56
63 N.C. A&T ■	67
49 Hampton	59
49 Norfolk St.	59
57 Delaware St. ■	64
56 Florida A&M †	80

Nickname: Bison
 Colors: Blue, White & Red
 Arena: Burr Gymnasium
 Capacity: 2,700; Year Built: 1963
 AD: Franklin Chambers
 SID: Edward Hill Jr.

HOWARD PAYNE

Brownwood, TX 76801III

Coach: Charles Patillo,
 Howard Payne 1965

2004-05 RESULTS (9-18)

63 Wayland Baptist	89
80 Louisiana Col. ■	89
74 Mississippi Col. ■	91
81 Ozarks (Ark.)	88
83 Austin	87
94 East Tex. Baptist ■	89
73 LeTourneau ■	59
73 Sul Ross St.	79
46 Stephen F. Austin	84
61 Trinity (Tex.) ■	83
87 Texas-Tyler	77
78 Texas-Dallas	91
77 Hardin-Simmons	80
79 McMurry	111
79 Sul Ross St. ■	78
60 Schreiner ■	59
67 Texas Lutheran ■	44
90 Mary Hardin-Baylor ■	80
110 Concordia-Austin ■	100
79 Mary Hardin-Baylor	100
101 Concordia-Austin	105
80 Hardin-Simmons ■	82
85 McMurry ■	86
106 Schreiner	89
55 Texas Lutheran	73

Nickname: Yellow Jackets
 Colors: Gold & Blue
 Arena: Brownwood Coliseum
 Capacity: 5,000; Year Built: 1968
 AD: Mike Jones
 SID: David Nichols

HUMBOLDT ST.

Arcata, CA 95521-8299II

Coach: Tom Wood, UC Davis 1971

2004-05 RESULTS (16-11)

81 San Fran. St.	75
96 Cal St. Monterey Bay ■	70
77 Dominican (Cal.) †	64
74 Cal St. Chico	77
70 Alas. Fairbanks	86
62 Alas. Anchorage	57
95 Holy Names ■	71
94 Cal St. Stanislaus ■	83
76 Sonoma St. ■	68
83 BYU-Hawaii ■	81
85 Notre Dame de Namur ■	65
79 Western Ore. ■	64
93 Northwest Nazarene ■	71
103 Seattle ■	119
79 St. Martin's	93
87 Central Wash.	96

93 Western Wash. ■	75
57 Seattle Pacific ■	79
56 Western Ore.	72
73 Seattle	78
69 Northwest Nazarene	85
98 Central Wash. ■	91
88 St. Martin's ■	71
71 Seattle Pacific	69
83 Western Wash.	107
85 Alas. Anchorage ■	70
83 Alas. Fairbanks ■	84

Nickname: Lumberjacks
 Colors: Green & Gold
 Arena: HSU East Gym
 Capacity: 1,400; Year Built: 1956
 AD: Dan Collen
 SID: Dan Pambianco

HUNTER

New York, NY 10021III

Coach: Bill Healy, St. Joseph's 1983

2004-05 RESULTS (2-23)

67 Gordon	100
53 Whitworth †	75
60 Manhattanville ■	87
57 Baruch ■	84
84 CCNY ■	78
71 Medgar Evers	81
37 Wm. Paterson ■	86
61 FDU-Florham	103
27 Rutgers-Newark	65
80 Western Conn. St. ■	93
51 John Jay	61
54 Old Westbury ■	83
72 Lehman	93
67 Staten Island	87
65 New York U.	96
51 John Jay	48
54 York (N.Y.)	66
79 Connecticut Col. ■	87
87 Brooklyn ■	94
60 Lehman	92
55 St. Joseph's (L.I.)	70
73 CCNY	79
67 Baruch	94
75 City Tech ■	97
58 Trinity (Conn.)	85

Nickname: Hawks
 Colors: Purple, White & Gold
 Arena: Hunter College Sportsplex
 Capacity: 1,500; Year Built: 1985
 AD: Terry Ann Wansart
 SID: Damion Jones

HUNTINGDON

Montgomery, AL 36106III

Coach: Tony Duckworth,
 Chattanooga 1990

2004-05 RESULTS (17-10)

58 Greensboro	59
74 Ferrum †	72
79 Atlanta Christian ■	63
53 Sewanee	62
69 Atlanta Christian	60
69 Rhodes	55
50 Oglethorpe ■	67
80 Rhodes ■	57
75 Sewanee ■	64
81 Oglethorpe	72
51 Maryville (Tenn.) ■	58
66 Fisk ■	69
73 Colorado Col. ■	43
76 Rust ■	74
85 Piedmont	89
70 Thomas More	50
82 LaGrange ■	71
81 Pensacola Christian ■	72
62 LaGrange	70
78 Pensacola Christian	58

76 Carver Bible ■	38
59 Maryville (Tenn.)	81
55 Fisk	72
77 Piedmont ■	73
88 Thomas More ■	69
92 LaGrange †	89
60 Maryville (Tenn.) †	62

Nickname: Hawks
 Colors: Maroon & White
 Arena: Delchamps Student Center
 AD: Buzz Phillips
 SID: Tom Roberts

HUSSON

Bangor, ME 04401III

Coach: Warren Caruso, Husson 1989

2004-05 RESULTS (19-8)

51 William Jewell ■	73
68 Southern Me.	77
59 Lasell ■	74
80 Mount Ida ■	66
69 Bates	74
66 Me.-Presque Isle ■	55
60 Lehman	75
74 Southern Me. ■	54
72 Colby ■	65
96 Lyndon St. ■	90
89 Castleton St.	74
86 Johnson St.	80
81 Maine Maritime	69
66 Me.-Farmington	45
74 Maine Maritime ■	52
98 Thomas	87
64 Me.-Presque Isle	61
82 St. Joseph's (Me.)	70
71 Me.-Farmington ■	69
81 St. Joseph's (Me.) ■	67
71 Lasell	62
96 Thomas ■	77
73 Bowdoin	75
76 Elms ■	83
87 Becker ■	62
91 Me.-Farmington ■	78
61 Elms †	73

Nickname: Eagles
 Colors: Green & White
 AD: Jonathan Price
 SID: To be named

IDAHO

Moscow, ID 83844-2302I

Coach: Leonard Perry, Idaho 1995

2004-05 RESULTS (8-22)

66 Boise St.	76
54 Southeastern La. †	63
79 Fort Lewis †	83
74 Gonzaga	88
36 Washington St. ■	37
67 Boise St. ■	70
70 Idaho St.	74
79 Great Falls ■	47
53 Southern Utah	82
69 Utah St. ■	62
66 Portland	81
52 Eastern Wash.	50
84 Cal Poly	67
61 UC Santa Barb. ■	50
63 Cal St. Northridge	67
53 Pacific	62
56 UC Riverside ■	54
61 Cal St. Fullerton ■	58
52 Long Beach St.	53
70 UC Irvine	71
40 UC Santa Barb.	54
75 Cal Poly	63
56 Pacific ■	78
54 Cal St. Northridge ■	59
74 Cal St. Fullerton	84
62 UC Riverside	63

62 UC Irvine ■	67
58 Long Beach St. ■	71
43 Utah St.	65
67 UC Irvine †	80

Nickname: Vandals
 Colors: Silver & Gold
 Arena: Cowan Spectrum
 Capacity: 7,000; Year Built: 1975
 AD: Robert Spear
 SID: Amy Rysdam

IDAHO ST.

Pocatello, ID 83209-8173I

Coach: Doug Oliver, San Jose St. 1973

2004-05 RESULTS (9-18)

51 Oregon	77
70 Utah Valley St. ■	62
70 Southern Utah	71
109 Montana Tech ■	60
73 Portland ■	82
74 Idaho ■	70
79 Southern Utah ■	82
53 Eastern Ill. †	56
71 Fla. Atlantic †	67
64 Boise St.	59
87 Great Falls ■	48
35 Portland	67
41 Montana ■	70
66 Montana St. ■	74
59 Sacramento St.	61
68 Northern Ariz.	86
56 Eastern Wash. ■	60
72 Portland St. ■	69
45 Utah Valley St.	52
84 Weber St. ■	60
54 Montana St.	71
63 Montana	80
86 Northern Ariz. ■	75
97 Sacramento St. ■	99
58 Portland St.	79
35 Eastern Wash.	77
56 Weber St.	79

Nickname: Bengals
 Colors: Orange & Black
 Arena: Reed Gymnasium
 Capacity: 3,241; Year Built: 1951
 AD: Paul A. Bubb
 SID: Frank Mercogliano

ILLINOIS

Champaign, IL 61820I

Coach: Bruce Weber,
 Wis.-Milwaukee 1978

2004-05 RESULTS (37-2)

87 Delaware St. ■	67
91 Florida A&M ■	60
85 Oakland ■	54
89 Gonzaga †	72
91 Wake Forest ■	73
72 Arkansas †	60
78 Chicago St. ■	59
74 Georgetown	59
83 Oregon †	66
93 Valparaiso ■	56
70 Missouri †	64
105 Longwood ■	79
69 Northwestern St. †	51
67 Cincinnati †	45
84 Ohio St. ■	65
68 Purdue	59
90 Penn St. ■	64
78 Northwestern	66
73 Iowa ■	68
75 Wisconsin	65
89 Minnesota ■	66
81 Michigan St.	68
60 Indiana ■	47
57 Michigan	51

70	Wisconsin	59
83	Penn St.	63
75	Iowa	65
84	Northwestern	48
84	Purdue	50
64	Ohio St.	65
68	Northwestern †	51
64	Minnesota †	56
54	Wisconsin †	43
67	Fairleigh Dickinson †	55
71	Nevada †	59
77	Wis.-Milwaukee †	63
90	Arizona †	89
72	Louisville †	57
70	North Carolina †	75

Nickname: Fighting Illini
 Colors: Orange & Blue
 Arena: Assembly Hall
 Capacity: 16,618; Year Built: 1963
 AD: Ronald E. Guenther
 SID: Kent Brown

ILLINOIS COL.

Jacksonville, IL 62650-2299III

Coach: Mike Worrell, Urbana 1986

2004-05 RESULTS (9-14)

71	Eureka	77
73	Hendrix	65
69	Rhodes	60
78	Principia	58
57	Benedictine (Ill.)	67
68	Monmouth (Ill.)	76
114	Grinnell	126
98	MacMurray	89
64	Western Ill.	81
57	Lake Forest	78
70	Knox	73
60	Lawrence	72
63	St. Norbert	61
70	Carroll (Wis.)	67
84	Beloit	75
60	Ripon	75
68	Carroll (Wis.)	91
66	Knox	47
72	St. Norbert	62
72	Lawrence	81
84	Monmouth (Ill.)	87
108	Grinnell	114
64	Lake Forest	72

Nickname: Blueboys
 Colors: Blue & White
 Arena: Sherman Gymnasium
 Capacity: 1,600; Year Built: 2003
 AD: Gale F. Vaughn
 SID: Jim Murphy

ILLINOIS ST.

Normal, IL 61790-2660I

Coach: Porter Moser, Creighton 1990

2004-05 RESULTS (17-13)

82	Penn St. †	73
32	Marquette	60
70	Mississippi †	52
82	Truman	47
80	Tenn.-Martin	51
56	Ill.-Chicago	60
77	St. John's (N.Y.)	69
75	Alcorn St.	62
79	Marshall	67
73	Loyola (Ill.)	67
49	Southern Ill.	61
62	Missouri St.	61
55	UNI	75
62	Indiana St.	61
61	Evansville	69
74	Drake	61
73	Indiana St.	69
82	Creighton	77

77	Evansville	58
72	Wichita St.	78
59	Drake	58
69	Bradley	62
62	Wichita St.	76
64	UNI	65
59	Southern Ill.	66
79	Wis.-Green Bay	69
61	Bradley	77
66	Missouri St.	77
59	Creighton	64
52	Creighton †	69

Nickname: Redbirds
 Colors: Red & White
 Arena: Redbird Arena
 Capacity: 10,200; Year Built: 1989
 AD: Sheahon Zinger
 SID: Todd Kober

ILL. WESLEYAN

Bloomington, IL 61702-2900III

Coach: Scott Trost, Minn.-Morris 1985

2004-05 RESULTS (21-5)

70	Aurora	68
67	DePauw	48
90	Washington-St. Louis	70
80	Olivet Nazarene	73
78	Chicago	63
94	Fontbonne	51
53	Hanover	55
93	Beloit	53
63	Trinity (Tex.) †	67
65	Southwestern (Tex.)	57
79	Benedictine (Ill.)	68
84	Elmhurst	62
80	Wheaton (Ill.)	73
67	Augustana (Ill.)	52
82	Millikin	66
73	North Park	58
81	North Central (Ill.)	67
91	Carthage	67
74	Wheaton (Ill.)	86
76	Augustana (Ill.)	77
76	Carthage	68
75	Elmhurst	59
73	North Central (Ill.)	70
98	North Park	89
74	Millikin	51
76	Hanover	81

Nickname: Titans
 Colors: Green & White
 Arena: Shirk Center
 Capacity: 2,680; Year Built: 1994
 AD: Dennis Bridges
 SID: Stew Salowitz

ILL.-CHICAGO

Chicago, IL 60608I

Coach: Jimmy Collins,
 New Mexico St. 1970

2004-05 RESULTS (15-14)

59	Georgia Tech	60
51	Bowling Green	63
80	South Dakota St.	66
60	Illinois St.	56
67	Wis.-Milwaukee	75
76	UNC Wilmington	67
55	Duke	88
62	DePaul	80
73	Wis.-Parkside	79
79	Saginaw Valley	47
57	Detroit	67
62	Youngstown St.	56
64	Loyola (Ill.)	58
57	Penn	47
74	Cleveland St.	57
63	Detroit	57
72	Wis.-Green Bay	76

61	Wright St.	72
73	Butler	49
75	Wis.-Milwaukee	85
71	Youngstown St.	65
73	Cleveland St.	66
66	Wis.-Green Bay	78
85	Loyola (Ill.)	91
92	Ga. Southern	83
81	Wright St.	68
82	Butler	86
84	Cleveland St.	65
81	Loyola (Ill.) †	87

Nickname: Flames
 Colors: Navy Blue & Fire Engine Red
 Arena: UIC Pavilion
 Capacity: 8,000; Year Built: 1982
 AD: James W. Schmidt
 SID: Mike Cassidy

INCARNATE WORD

San Antonio, TX 78209II

Coach: Al Grushkin, Ogelthorpe 1975

2004-05 RESULTS (7-20)

80	Paul Quinn	62
60	Upper Iowa †	63
81	Manhattan Chrt. †	44
73	Schreiner	58
51	Southeastern Okla.	65
61	Tex. A&M-Commerce	69
50	Central Okla.	79
55	Southern Ark.	63
71	Schreiner	43
58	Arkansas Tech	65
58	Newman	64
54	Southwestern Okla.	78
70	Southern Ark.	61
51	Tex. A&M-Kingsville	72
60	Tex. A&M-Kingsville	81
59	Drury	60
70	Lincoln (Mo.)	64
51	Rockhurst	58
49	Okla. Panhandle	57
58	St. Edward's	77
65	St. Mary's (Tex.)	67
44	Drury	47
64	Lincoln (Mo.)	72
65	Rockhurst	73
52	Okla. Panhandle	63
63	St. Edward's	61
52	St. Mary's (Tex.)	67

Nickname: Crusaders
 Colors: Red, Black & White
 Arena: McDermott Center
 Capacity: 2,000; Year Built: 1990
 AD: Mark Papich
 SID: Wayne Witt

INDIANA

Bloomington, IN 47408-1590I

Coach: Mike Davis, Alabama 1985

2004-05 RESULTS (15-14)

56	Indiana St.	52
64	Western Ill.	60
63	North Carolina	70
69	Connecticut	74
45	Notre Dame	55
58	Kentucky †	73
53	Missouri	56
73	Charlotte	74
71	Ball St. †	59
69	Oral Roberts	68
68	Furman	52
52	Northwestern	73
74	Wisconsin	61
75	Purdue	73
62	Michigan	53
67	Ohio St.	60
65	Minnesota	70
57	Iowa	72

68	Penn St.	63
47	Illinois	60
71	Minnesota	56
44	Ohio St.	57
70	Michigan	63
79	Purdue	62
78	Michigan St.	74
60	Wisconsin	62
77	Northwestern	55
55	Minnesota †	71
60	Vanderbilt	67

Nickname: Hoosiers
 Colors: Cream & Crimson
 Arena: Assembly Hall
 Capacity: 17,357; Year Built: 1971
 AD: Richard I. Greenspan
 SID: Aaron Jordan

INDIANA (PA.)

Indiana, PA 15705-1077II

Coach: Gary Edwards,
 Va. Wesleyan 1979

2004-05 RESULTS (24-9)

67	Clayton St. †	54
58	Barry †	66
75	Henderson St. †	70
97	Penn St.-McKeesport	61
98	Bloomsburg †	65
67	Gannon	83
112	Penn St.-DuBois	52
83	Millersville	68
86	Cheyney	66
95	Juniata	66
85	Kutztown	81
74	West Chester	53
104	Mansfield	70
86	East Stroudsburg	64
82	Lock Haven	59
98	Bloomsburg	69
95	California (Pa.)	87
69	Shippensburg	76
81	Edinboro	89
82	Pitt.-Johnstown	72
79	Slippery Rock	64
78	Clarion	82
76	Lock Haven	63
67	California (Pa.)	59
69	Shippensburg	44
69	Edinboro	80
81	Pitt.-Johnstown	85
105	Columbia Union	63
101	Slippery Rock	61
85	Clarion	68
63	Edinboro	80
76	Edinboro †	73
64	Mount Olive †	72

Nickname: Indians
 Colors: Crimson & Gray
 Arena: Memorial Field House
 Capacity: 2,365; Year Built: 1966
 AD: Frank J. Condino
 SID: Michael Hoffman

INDIANA ST.

Terre Haute, IN 47809I

Coach: Royce Waltman,
 Slippery Rock 1964

2004-05 RESULTS (11-20)

70	Coastal Caro.	46
52	Indiana	56
64	Buffalo	92
62	Birmingham-So.	55
76	Eastern Ill.	57
70	Valparaiso	68
57	Butler	54
59	Ball St.	65
64	Southern California †	68
57	Clemson †	83
37	Long Beach St. †	38

69 Drake ■	74
66 Bradley	76
61 Illinois St.	62
48 UNI ■	64
74 Creighton ■	72
64 Wichita St. ■	60
69 Illinois St. ■	73
59 Evansville	64
61 UNI	69
73 Bradley ■	63
34 Missouri St.	58
57 Wichita St.	67
53 Southern Ill.	64
81 Evansville ■	67
74 Missouri St. ■	72
60 Drake	63
55 Creighton	74
52 Southern Ill. ■	60
63 Bradley †	61
49 Southern Ill. †	64

Nickname: Sycamores
 Colors: Royal Blue & White
 Arena: Hulman Center
 Capacity: 10,200; Year Built: 1972
 AD: Ron Prettyman
 SID: Jason Yaman

IPFW

Fort Wayne, IN 46805-1499.....I

Coach: Joe Pechota,
 Concordia (Mich.) 1995

2004-05 RESULTS (7-22)

51 George Mason †	69
71 Savannah St. †	60
61 Grand Valley St. ■	54
45 Notre Dame	73
40 Air Force ■	58
58 UTEP	67
52 Morehead St.	64
64 Utah St. ■	59
61 Tenn.-Martin ■	63
39 Butler	73
70 Bowling Green	86
64 Maine ■	67
74 Xavier	80
57 Marquette	91
61 Middle Tenn. ■	66
59 Wyoming	100
79 Youngstown St. ■	59
72 Kent St.	81
57 Utah Valley St.	74
47 Weber St.	60
74 Tex.-Pan American	83
61 Tex. A&M-Corp. Chris	76
54 Eastern Mich.	74
71 Northern Colo. ■	63
66 St. Louis	78
77 Tex. A&M-Corp. Chris ■	69
72 Valparaiso	74
66 Tex.-Pan American ■	49
66 Utah Valley St. ■	76

Nickname: Mastodons
 Colors: Blue & White
 Arena: Allen County War Memorial
 Coliseum
 Capacity: 11,500; Year Built: 1964
 AD: Mark A. Pope
 SID: Rudy Yovich

IUPUI

Indianapolis, IN 46202.....I

Coach: Ron Hunter, Miami (Ohio) 1986

2004-05 RESULTS (16-13)

53 Wis.-Green Bay	68
91 Huntington ■	81
77 Colorado St. ■	67
60 Samford	58
82 Ind.-Southeast ■	58
67 DePaul	88
73 Ball St.	80
66 Western Mich. ■	75
60 Louisville	80
72 New Orleans †	60

64 Samford ■	50
61 UMKC ■	77
81 Oakland	65
61 Western Ill. ■	54
85 Southern Utah	56
76 UMKC	81
75 Centenary (La.) ■	53
72 Oral Roberts	86
63 Chicago St.	71
61 Valparaiso ■	64
85 Southern Utah ■	66
66 Western Ill.	63
63 Valparaiso	57
64 Centenary (La.)	56
90 Chicago St.	62
89 Oakland	94
72 Oral Roberts ■	79
70 Western Ill. †	62
69 Oral Roberts †	80

Nickname: Jaguars
 Colors: Red & Gold
 Arena: IUPUI Gymnasium
 Capacity: 2,000; Year Built: 1982
 AD: Michael R. Moore
 SID: Ed Holdaway

INDIANAPOLIS

Indianapolis, IN 46227-3697II

Coach: Todd Sturgeon, DePauw 1988

2004-05 RESULTS (19-10)

77 Ill.-Springfield ■	65
66 Southern Ind.	87
84 Ky. Wesleyan	91
85 Northern Ky. ■	71
87 Oakland City	79
76 Wis.-Parkside ■	70
94 Lewis ■	87
68 Wayne St. (Mich.) †	74
104 Ferris St.	110
104 P.R.-Mayaguez ■	55
81 Grand Valley St. ■	78
97 Hillsdale	91
101 Quincy	82
73 Mo.-St. Louis	68
97 Ky. Wesleyan ■	87
100 Bellarmine ■	82
78 St. Joseph's (Ind.) ■	81
71 Lewis	52
87 SIU Edwardsville	77
96 Mo.-St. Louis ■	74
77 Southern Ind. ■	80
87 Bellarmine	72
87 Northern Ky.	74
89 St. Joseph's (Ind.)	74
79 Wis.-Parkside	82
85 SIU Edwardsville ■	81
76 Quincy ■	79
51 Northern Ky. †	52
79 Ferris St. †	99

Nickname: Greyhounds
 Colors: Crimson & Grey
 Arena: Nicoson Hall
 Capacity: 4,000; Year Built: 1960
 AD: Sue Willey
 SID: Joe Gentry

IONA

New Rochelle, NY 10801I

Coach: Jeff Ruland, Iona 1991

2004-05 RESULTS (15-16)

77 Northern Ariz. †	67
62 Creighton	68
73 St. Bonaventure ■	49
57 Vermont	79
59 Fordham ■	64
61 Rider ■	62
65 George Mason	70
56 Siena	59
77 Va. Commonwealth ■	72
77 Rhode Island ■	62
61 Northeastern	76

63 Fairfield	80
71 Niagara	73
63 Canisius	75
69 Manhattan	67
53 Holy Cross †	78
93 St. Peter's ■	88
80 Loyola (Md.) ■	71
96 Marist	85
88 Canisius ■	90
55 Manhattan ■	53
67 Rider	66
95 Niagara	80
64 Loyola (Md.)	73
76 St. Peter's	81
92 Marist †	88
65 Fairfield ■	70
75 Siena ■	72
68 Siena †	51
97 St. Peter's †	73
66 Niagara †	69

Nickname: Gaels
 Colors: Maroon & Gold
 Arena: Mulcahy Center
 Capacity: 2,611; Year Built: 1974
 AD: Patrick Lyons
 SID: Mike Laprey

IOWA

Iowa City, IA 52242I

Coach: Steve Alford, Indiana 1987

2004-05 RESULTS (21-12)

85 Western Ill. ■	62
76 Louisville †	71
82 Texas †	80
92 North Carolina †	106
91 Drake	75
88 Centenary (La.) ■	53
83 UNC Greensboro ■	58
76 UNI ■	73
70 Iowa St. ■	63
88 Western Caro. ■	75
83 Texas Tech †	53
73 Air Force ■	63
67 St. Louis	58
63 Michigan ■	65
69 Ohio St.	81
66 Minnesota ■	60
68 Illinois	73
71 Purdue ■	57
74 Northwestern	75
72 Indiana ■	57
64 Michigan St. ■	75
69 Wisconsin	72
64 Northwestern ■	54
63 Purdue	66
65 Illinois ■	75
57 Minnesota	65
78 Penn St.	56
74 Ohio St. ■	72
74 Michigan	72
71 Purdue †	52
71 Michigan St. †	69
56 Wisconsin †	59
64 Cincinnati †	76

Nickname: Hawkeyes
 Colors: Old Gold & Black
 Arena: Carver-Hawkeye Arena
 Capacity: 15,500; Year Built: 1983
 AD: Robert A. Bowlsby
 SID: Steve Roe

IOWA ST.

Ames, IA 50011I

Coach: Wayne Morgan,
 St. Lawrence 1973

2004-05 RESULTS (19-12)

73 Drake ■	46
57 Northern Colo. ■	39
62 Bucknell ■	55

82 UNI	99
81 Virginia ■	79
63 Iowa	70
92 Howard ■	75
62 Wagner ■	50
69 San Diego St. ■	59
67 Tennessee St. ■	61
59 Xavier	72
59 Missouri	62
66 Kansas ■	71
73 Oklahoma St.	83
52 Colorado	54
51 Kansas St.	63
74 Oklahoma ■	66
77 Baylor ■	51
92 Texas	80
65 Nebraska	60
81 Texas Tech ■	68
57 Kansas St. ■	42
63 Kansas	61
59 Texas A&M	75
69 Nebraska ■	76
67 Missouri ■	49
78 Colorado	73
77 Baylor †	57
56 Texas Tech †	64
64 Minnesota †	53
65 North Carolina †	92

Nickname: Cyclones
 Colors: Cardinal & Gold
 Arena: James H. Hilton Coliseum
 Capacity: 14,092; Year Built: 1971
 AD: Bruce Van De Velde
 SID: Mike Green

ITHACA

Ithaca, NY 14850III

Coach: Jim Mullins, Connecticut 1980

2004-05 RESULTS (13-14)

62 Cortland St. ■	54
67 Cornell	69
81 Hobart ■	82
79 Cortland St.	70
66 St. Lawrence	58
73 Potsdam St.	76
54 Buena Vista †	61
69 Embry-Riddle	74
56 Utica	68
72 Hartwick	46
89 Elmira ■	54
69 Mansfield ■	88
70 Rochester Inst.	86
72 Nazareth	64
72 Oneonta St.	52
45 St. John Fisher ■	70
80 Alfred ■	50
54 Hartwick ■	43
68 Utica ■	53
62 Alfred	68
69 St. John Fisher	88
70 Pitt.-Bradford	61
76 Nazareth ■	68
60 Rochester Inst. ■	63
60 Elmira	46
62 St. John Fisher	67
51 Oswego St.	70

Nickname: Bombers
 Colors: Blue & Gold
 Arena: Ben Light Gymnasium
 Capacity: 2,500; Year Built: 1964
 AD: Ken Kuttler
 SID: Mike Warwick

JACKSON ST.

Jackson, MS 39217I

Coach: Tevester Anderson,
 Ark.-Pine Bluff 1962

2004-05 RESULTS (15-17)

57 Maryland	93
48 Arizona St.	79
57 UTEP	83
56 Delaware St. †	71
63 Cal St. Northridge †	86

62	Portland St. ■	63
64	Jacksonville St. ■	51
61	Louisiana Tech ■	75
58	Stephen F. Austin	54
65	Tougaloo ■	52
43	Cincinnati	95
76	Nicholls St. ■	61
68	Alabama St.	69
60	Alabama A&M	64
70	Alcorn St. ■	58
74	Southern U. ■	85
66	Texas Southern	76
60	Prairie View	48
68	Grambling	66
60	Mississippi Val. ■	65
91	Ark.-Pine Bluff ■	88
68	Alcorn St.	63
65	Southern U.	66
72	Texas Southern ■	54
81	Prairie View ■	71
62	Grambling ■	58
71	Mississippi Val.	80
78	Ark.-Pine Bluff	72
54	Alabama St. ■	58
67	Alabama A&M ■	63
57	Mississippi Val. †	55
56	Alabama A&M †	74

Nickname: Tigers
 Colors: Royal Blue & White
 Arena: Williams Athletics Center
 Capacity: 8,000; Year Built: 1981
 AD: Roy E. Culberson
 SID: William Bright Jr.

JACKSONVILLE

Jacksonville, FL 32211-3394I

Coach: Hugh Durham, Florida St. 1959

2004-05 RESULTS (16-13)

59	Florida ■	81
78	North Fla. ■	73
73	Savannah St.	67
78	Georgia St. ■	75
67	Mercer ■	71
84	Savannah St. ■	62
74	Tennessee Tech	92
57	Florida St.	101
71	Eckerd ■	65
63	Stetson ■	68
76	Troy ■	87
57	UCF	75
82	Fla. Atlantic	81
58	Lipscomb ■	49
70	Belmont ■	68
61	Campbell	57
53	Gardner-Webb	81
70	Stetson	58
78	Campbell ■	65
69	Gardner-Webb ■	58
63	Lipscomb	73
93	Belmont	89
73	Fla. Atlantic ■	100
83	UCF ■	82
73	Troy	85
81	Georgia St.	67
61	Mercer	88
68	Lipscomb †	64
76	Gardner-Webb †	77

Nickname: Dolphins
 Colors: Green & White
 Arena: Swisher Gymnasium
 Capacity: 1,500; Year Built: 1953
 AD: C. Alan Verlander
 SID: Joel Lamp

JACKSONVILLE ST.

Jacksonville, AL 36265-1602I

Coach: Mike LaPlante, Maine 1989

2004-05 RESULTS (7-22)

42	Air Force †	59
72	South Carolina St. †	80
90	Western Caro. †	74
83	Mississippi Val. ■	76
85	Berry ■	73

112	Shorter ■	94
76	Wofford	81
51	Jackson St.	64
78	Coastal Caro.	88
64	Delaware St.	66
53	Mississippi St. †	95
67	Arkansas	73
64	Samford ■	68
69	Tennessee St. ■	93
71	Tenn.-Martin ■	75
61	Murray St. ■	77
60	Eastern Ky.	72
63	Morehead St.	69
65	Southeast Mo. St.	84
63	Eastern Ill.	66
73	Reinhardt ■	62
69	Austin Peay ■	80
88	Tennessee Tech ■	87
66	Morehead St. ■	76
70	Eastern Ky. ■	55
65	Austin Peay	73
56	Tennessee Tech	71
75	Samford	84
62	Tennessee St.	63

Nickname: Gamecocks
 Colors: Red & White
 Arena: Pete Mathews Coliseum
 Capacity: 5,500; Year Built: 1974
 AD: Jim Fuller
 SID: Greg Seitz

JAMES MADISON

Harrisonburg, VA 22807I

Coach: Dean Keener, Davidson 1988

2004-05 RESULTS (6-22)

59	La Salle	50
82	UMBC ■	70
69	Appalachian St.	78
75	Hofstra ■	78
53	Virginia Tech	77
47	Georgia Tech	72
48	West Virginia	77
65	Howard ■	68
63	High Point ■	82
48	UNC Wilmington ■	49
43	Old Dominion	76
55	William & Mary ■	47
40	Delaware	75
69	Towson	86
58	George Mason ■	77
66	Va. Commonwealth	58
60	Drexel	88
43	Va. Commonwealth ■	70
69	Delaware	70
67	George Mason	89
88	Hofstra	95
66	Drexel ■	75
54	William & Mary	80
54	UNC Wilmington	57
72	Longwood ■	70
68	Towson ■	58
60	Old Dominion ■	82
54	William & Mary †	68

Nickname: Dukes
 Colors: Purple & Gold
 Arena: JMU Convocation Center
 Capacity: 7,156; Year Built: 1982
 AD: Jeffrey T. Bourne
 SID: Gary Michael

JOHN CARROLL

University Heights,
 OH 44118-4581III

Coach: Mike Moran, Xavier 1973

2004-05 RESULTS (24-6)

76	Hood †	62
103	Alvernia	102
80	Hiram †	64

95	Allegheny	71
94	Wilmington (Ohio)	82
92	Heidelberg ■	72
94	Otterbein	81
71	Ohio Northern	64
84	Adrian †	58
85	King's (Pa.)	68
78	Capital ■	71
116	Marietta ■	96
70	Baldwin-Wallace	68
72	Muskingum ■	74
85	Mount Union	81
111	Marietta	101
81	Baldwin-Wallace ■	93
56	Mount Union ■	58
77	Wilmington (Ohio) ■	51
63	Muskingum	69
73	Capital	69
86	Otterbein ■	73
100	Heidelberg	91
74	Ohio Northern ■	71
75	Wilmington (Ohio) ■	67
70	Muskingum ■	67
77	Baldwin-Wallace ■	82
76	Bethany (W.V.) ■	48
75	Wittenberg	68
79	Albion	80

Nickname: Blue Streaks
 Colors: Blue & Gold
 Arena: Tony DeCarlo Varsity Center
 Capacity: 2,250; Year Built: 1957
 AD: Laurie Massa
 SID: Chris Wenzler

JOHN JAY

New York, NY 10019III

Coach: Mike Brown, Vermont 1973

2004-05 RESULTS (7-19)

56	Geneseo St. †	73
49	Alfred †	71
51	Bates †	75
73	Mount Ida †	67
52	City Tech ■	62
60	Vassar ■	53
49	Baruch	74
57	Lehman ■	60
69	Rowan †	77
50	Frank & Marsh.	89
45	Old Westbury †	61
61	Hunter ■	51
61	Brooklyn ■	67
52	Medgar Evers	40
50	Richard Stockton ■	62
48	Hunter	51
57	Brooklyn †	46
49	Manhattanville	68
63	Staten Island ■	67
44	CCNY ■	40
43	Lehman	54
57	Baruch ■	56
43	York (N.Y.) ■	48
38	CCNY	40
43	New Jersey City ■	72
50	City Tech †	62

Nickname: Bloodhounds
 Colors: Blue & Gold
 Arena: College Gym
 Capacity: 1,000; Year Built: 1989
 AD: Susan Larkin
 SID: Amy Rowland

JOHNS HOPKINS

Baltimore, MD 21218-2684III

Coach: Bill Nelson, Brockport St. 1965

2004-05 RESULTS (14-11)

86	Frostburg St. ■	81
67	Villa Julie	80
62	Carnegie Mellon	69
64	Dickinson ■	67

73	Swarthmore	48
53	Chapman †	58
85	Caltech	38
58	Gettysburg	48
82	Washington (Md.) ■	78
80	Haverford	82
60	Muhlenberg	59
70	Ursinus ■	69
73	McDaniel ■	64
58	Dickinson	57
59	Frank & Marsh. ■	64
63	Muhlenberg ■	61
64	Swarthmore ■	52
53	Washington (Md.)	57
68	McDaniel	63
82	Haverford	56
60	Gettysburg ■	63
77	Ursinus	80
70	Frank & Marsh.	74
53	Haverford	71

Nickname: Blue Jays
 Colors: Columbia Blue & Black
 Arena: White Athletic Center
 Capacity: 1,200; Year Built: 1965
 AD: Thomas P. Calder
 SID: Ernie Larossa

JOHNSON & WALES (R.I.)

Providence, RI 02903III

Coach: Jamie Benton,
 Boston College 1988

2004-05 RESULTS (15-12)

76	Coast Guard ■	70
66	Daniel Webster	57
69	Salve Regina ■	55
74	Southern Vt. ■	63
72	Rhode Island Col. ■	87
57	Roger Williams	66
63	Mass.-Dartmouth ■	71
69	Norwich ■	66
67	Connecticut Col.	68
60	Emerson	65
67	Western New Eng. ■	60
71	Rivier ■	52
67	Suffolk ■	65
60	Rivier	66
84	Emmanuel (Mass.) ■	75
60	Norwich	81
69	Suffolk	76
72	Plymouth St.	97
82	Daniel Webster ■	63
83	Albertus Magnus ■	76
72	Emmanuel (Mass.)	78
55	Emerson ■	47
95	Albertus Magnus	76
60	Western New Eng.	63
79	Southern Vt.	74
57	Western New Eng.	52
45	Norwich	60

Nickname: Wildcats
 Colors: Red, Gold & Royal Blue
 Arena: Harborside Student Center
 Capacity: 1,500; Year Built: 1998
 AD: John Parente
 SID: Sean Daly

JOHNSON C. SMITH

Charlotte, NC 28216II

Coach: Steve Joyner,
 Johnson C. Smith 1973

2004-05 RESULTS (16-13)

75	St. Paul's ■	63
83	Concord ■	84
95	Queens (N.C.) ■	82
83	Catawba ■	77
89	Belmont Abbey	77
79	West Virginia St. †	88
67	S.C. Upstate †	70
84	West Ga. †	102

59 Clayton St.	74
76 Catawba	74
87 Carson-Newman ■	68
88 Virginia Union	98
109 St. Paul's ■	61
80 Fayetteville St. ■	56
70 Winston-Salem ■	71
61 Bowie St.	86
97 Elizabeth City St. ■	75
73 Livingstone	68
73 St. Augustine's ■	64
62 N.C. Central	74
89 Livingstone ■	80
83 Virginia St.	76
65 Winston-Salem	77
72 St. Augustine's	92
98 Shaw ■	80
81 Fayetteville St.	84
61 N.C. Central ■	57
79 N.C. Central †	69
63 Fayetteville St. †	68

Nickname: Golden Bulls
 Colors: Gold & Blue
 Arena: Brayboy Gymnasium
 Capacity: 2,316; Year Built: 1961
 AD: Stephen W. Joyner
 SID: Kristene Kelly

JOHNSON ST.

Johnson, VT 05656-9464III

Coach: Gregory Dixon,
 New Paltz St. 2002

2004-05 RESULTS (5-21)

79 Rivier	83
76 Bard †	83
63 Gordon	88
76 St. Joseph (Vt.)	69
89 Green Mountain ■	80
65 Becker	83
66 Elms	100
75 Castleton St.	81
52 Plattsburgh St.	98
66 Maine Maritime ■	46
80 Husson ■	86
53 New England Col. ■	64
80 Castleton St. ■	84
56 Elms ■	82
79 Becker ■	63
60 Middlebury	81
74 Mount Ida ■	83
67 Lasell ■	82
77 Lyndon St.	89
62 Mitchell ■	77
71 Lyndon St. ■	82
77 Mount Ida	87
92 Paul Smith	57
84 Thomas	100
47 Me.-Farmington.....	90
58 Elms.....	73

Nickname: Badgers
 Colors: Green, Blue & White
 Arena: Carter Gymnasium
 Capacity: 700; Year Built: 1965
 AD: Barbara Lougee
 SID: Gregory Dixon

JUNIATA

Huntingdon, PA 16652III

Coach: Greg Curley, Allegheny 1995

2004-05 RESULTS (9-16)

53 Muskingum ■	72
40 Bridgewater (Va.) ■	67
67 Colgate	70
79 Messiah	95
73 Widener	99
66 Indiana (Pa.).....	95
67 Waynesburg ■	61
55 York (Pa.)	81
81 Wash. & Jeff. ■	58

91 Thiel.....	87
109 Westminster (Pa.)	102
72 Elizabethtown	90
68 Grove City ■	78
86 Moravian	66
67 Susquehanna ■	56
65 Albright	81
75 Lebanon Valley ■	72
54 Widener ■	78
58 Messiah	74
63 Moravian	92
66 Elizabethtown ■	81
57 Albright	75
70 Susquehanna	54
47 Lebanon Valley	62

Nickname: Eagles
 Colors: Yale Blue & Old Gold
 Arena: Kennedy Sports & Recreation Center
 Capacity: 1,500; Year Built: 1982
 AD: Lawrence R. Bock
 SID: Joel Cookson

KALAMAZOO

Kalamazoo, MI 49006-3295III

Coach: Rob Passage, Kalamazoo 1993

2004-05 RESULTS (7-18)

60 Texas Lutheran †	75
105 MacMurray †	89
61 Southwestern (Tex.) †	64
47 Trinity (Tex.)	76
66 Manchester ■	67
69 Wis. Lutheran ■	74
74 Elmhurst	72
65 Chicago ■	63
62 North Central (Ill.)	79
81 DePauw ■	76
61 Alma ■	72
84 Olivet.....	52
56 Calvin	89
53 Hope ■	67
105 Tri-State ■	103
67 Adrian	76
63 Albion ■	74
85 Alma	88
65 Olivet	74
83 Calvin ■	97
86 Hope	88
93 Tri-State	82
72 Adrian ■	76
66 Albion	79
67 Calvin	86

Nickname: Hornets
 Colors: Orange & Black
 Arena: Anderson Athletic Center
 Capacity: 2,000; Year Built: 1980
 AD: Timon Corwin
 SID: Steve Wideen

KANSAS

Lawrence, KS 66045-8881I

Coach: Bill Self, Oklahoma St. 1985

2004-05 RESULTS (23-7)

68 Vermont ■	61
91 St. Joseph's ■	51
85 Nevada ■	52
81 Pacific	70
93 TCU ■	74
96 La.-Lafayette ■	51
64 South Carolina ■	60
73 Wis.-Milwaukee †	62
70 Georgia Tech ■	68
65 Texas A&M ■	60
65 Kentucky	59
71 Iowa St.	66
76 Colorado	61
59 Nebraska ■	57
62 Villanova	83
86 Baylor	66

90 Texas ■	65
73 Missouri ■	61
78 Nebraska.....	65
74 Kansas St.	65
89 Colorado ■	60
79 Texas Tech	80
61 Iowa St. ■	63
63 Oklahoma	71
81 Oklahoma St. ■	79
72 Kansas St. ■	65
68 Missouri	72
80 Kansas St. †	67
75 Oklahoma St. †	78
63 Bucknell †	64

Nickname: Jayhawks
 Colors: Crimson & Blue
 Arena: Allen Fieldhouse
 Capacity: 16,300; Year Built: 1955
 AD: Lew Perkins
 SID: Chris Theisen

KANSAS ST.

Manhattan, KS 66502-3355I

Coach: Jim Wooldridge,
 Louisiana Tech 1977

2004-05 RESULTS (17-12)

70 North Dakota St. ■	61
60 Denver ■	56
62 Washington St. ■	53
76 Ark.-Pine Bluff ■	42
76 Oakland ■	69
64 Wyoming †	61
73 Texas-San Antonio ■	69
81 Northern Ill. ■	66
66 Rutgers ■	76
81 Eastern Ill. ■	63
80 Central Mo. St. ■	58
85 Nebraska	95
76 Texas Tech ■	79
74 Missouri ■	54
51 Texas A&M	65
63 Iowa St. ■	51
64 Missouri	53
57 Oklahoma St.	77
60 Colorado ■	70
65 Kansas ■	74
72 Texas	75
42 Iowa St.	57
68 Oklahoma ■	69
80 Baylor ■	69
84 Colorado	82
65 Kansas	72
73 Nebraska ■	53
68 Texas A&M †	62
67 Kansas †	80

Nickname: Wildcats
 Colors: Purple & White
 Arena: Bramlage Coliseum
 Capacity: 13,500; Year Built: 1988
 AD: Tim Weiser
 SID: Tom Gilbert

KEAN

Union, NJ 07083III

Coach: Bruce Hamburger, Kean 1981

2004-05 RESULTS (17-11)

79 Pitt.-Greensburg †	65
74 Drew	47
68 Wm. Paterson ■	64
85 Ramapo ■	62
72 TCNJ	73
62 Rowan	71
85 York (N.Y.)	53
97 Centenary (N.J.)	56
74 Manhattanville ■	62
94 Richard Stockton ■	101
76 Gwynedd-Mercy †	64
74 Lincoln (Pa.) †	82

63 Rutgers-Newark	57
84 Rutgers-Camden ■	62
77 Staten Island ■	79
69 Montclair St. ■	83
76 Richard Stockton	68
84 Ramapo	89
70 TCNJ ■	81
64 Rowan ■	77
62 New Jersey City	82
56 Wm. Paterson.....	54
83 Rutgers-Camden	66
51 Rutgers-Newark ■	55
63 Montclair St.	55
75 Farmingdale	65
65 Lehman	61
66 Richard Stockton	57

Nickname: Cougars
 Colors: Blue & White
 Arena: D'angola Gymnasium
 Capacity: 700; Year Built: 1958
 AD: Glenn Hedden
 SID: Jack McKiernan

KEENE ST.

Keene, NH 03435-0000III

Coach: Rob Colbert, Marist 1992

2004-05 RESULTS (15-11)

99 Fitchburg St. ■	81
81 Salve Regina ■	69
75 Endicott	76
95 New England Col. †	63
79 Southern Vt.	78
77 Mass.-Dartmouth ■	69
56 Dartmouth	72
78 Mass.-Boston	86
66 Anderson (Ind.) †	60
74 Rockford †	86
88 Southern Me.	69
63 Western Conn. St.	73
84 Rhode Island Col. ■	91
71 Plymouth St. ■	81
95 Mass.-Dartmouth	78
83 Springfield ■	69
91 Mass.-Boston ■	81
90 Tufts ■	78
56 Eastern Conn. St.	54
91 Southern Me. ■	69
86 Plymouth St.	91
85 Western Conn. St. ■	78
78 Eastern Conn. St. ■	73
70 Rhode Island Col.	79
82 Mass.-Dartmouth ■	89
61 Colby-Sawyer.....	89

Nickname: Owls
 Colors: Red & White
 Arena: Spaulding Gym
 Capacity: 2,100; Year Built: 1968
 AD: John C. Ratliff
 SID: Stuart Kaufman

KENNESAW ST.

Kennesaw, GA 30144-5591II

Coach: Tony Ingle, Huntington 1976

2004-05 RESULTS (24-6)

67 Benedict ■	57
67 Reinhardt ■	57
91 Maryville (Mo.) †	74
117 Allen	79
77 Montevallo ■	92
75 Carson-Newman.....	73
109 Carver Bible †	82
89 Morehouse ■	66
85 Wingate ■	77
71 Tusculum ■	62
75 Belmont Abbey ■	48
72 Columbus St. ■	54
64 GC&SU	59
70 S.C. Upstate ■	81
52 Armstrong Atlantic.....	50

51	Augusta St.	55
73	GC&SU ■	56
67	Francis Marion	65
89	Armstrong Atlantic ■	61
85	Lander ■	70
64	S.C.-Aiken	55
62	Clayton St. ■	52
98	Columbus St.	90
103	UNC Pembroke ■	61
70	Clayton St.	75
60	North Fla.	57
66	North Fla. ■	59
72	Armstrong Atlantic ■	50
68	Columbus St. †	90
78	Columbus St. †	83

Nickname: Fighting Owls
 Colors: Black & Gold
 Arena: Spec Landrum Centre
 Capacity: 1,008; Year Built: 1963
 AD: Dave Waples
 SID: Mark Toma

KENT ST.

Kent, OH 44242-0001I

Coach: Jim Christian, Rhode Island 1988

2004-05 RESULTS (20-13)

77	Binghamton †	52
61	Marquette	66
59	Old Dominion	64
76	Tex. A&M-Corp. Chris ■	58
69	Florida St. †	59
81	Shawnee St. †	67
81	Central Mich. ■	72
67	Creighton	58
71	Cleveland St.	68
96	Notre Dame (Ohio) ■	80
65	Boston College	67
67	Ball St.	76
67	Eastern Mich. ■	64
68	Miami (Ohio) ■	49
60	Western Mich.	76
54	Ohio	80
81	IPFW ■	72
85	Buffalo ■	80
75	Marshall ■	66
70	Toledo	73
70	Marshall	63
67	Northern Ill. ■	57
57	Akron	54
73	Bowling Green ■	77
66	Buffalo	77
54	Southern Ill. ■	65
79	Central Mich.	56
73	Akron ■	68
45	Miami (Ohio)	70
82	Ohio ■	65
91	Central Mich. ■	60
55	Ohio †	62
80	Western Ky.	88

Nickname: Golden Flashes
 Colors: Navy Blue & Gold
 Arena: Memorial Athletic & Convocation Center
 Capacity: 6,327; Year Built: 1950
 AD: Laing E. Kennedy
 SID: Jeff Schaefer

KENTUCKY

Lexington, KY 40506-0032I

Coach: Tubby Smith, High Point 1973

2004-05 RESULTS (28-6)

77	Coppin St. ■	46
73	Ball St. †	53
77	Georgia St. ■	59
92	Tennessee Tech ■	63
78	North Carolina	91
71	Morehead St. ■	40
73	Indiana †	58
60	Louisville	58
92	William & Mary ■	47
82	Campbell ■	50
79	South Carolina ■	75
59	Kansas ■	65

69	Vanderbilt ■	54
76	Georgia	55
53	Mississippi	50
89	LSU ■	58
84	Tennessee	62
68	Arkansas	67
84	Vanderbilt	70
69	Florida ■	66
60	Georgia ■	51
61	South Carolina	73
94	Mississippi St. ■	78
81	Auburn ■	73
78	Alabama	71
73	Tennessee ■	61
52	Florida †	53
76	Tennessee †	62
79	LSU †	78
53	Florida †	70
72	Eastern Ky. †	64
69	Cincinnati †	60
62	Utah †	52
88	Michigan St. †	94

Nickname: Wildcats
 Colors: Blue & White
 Arena: Rupp Arena
 Capacity: 23,000; Year Built: 1976
 AD: Mitch S. Barnhart
 SID: Scott Stricklin

KENTUCKY ST.

Frankfort, KY 40601II

Coach: Thomas Patterson,
 Grace Bible (Mich.) 1995

2004-05 RESULTS (15-15)

60	Southern U.	72
78	Paine ■	67
72	Benedict ■	64
73	Western Ky.	89
75	Morehouse	71
65	Clark Atlanta	75
76	Lane ■	67
75	Fort Valley St. ■	56
73	Albany St. (Ga.) ■	72
73	Paine	83
79	Benedict	91
63	Fla. Gulf Coast ■	70
65	Morehouse ■	67
79	Clark Atlanta ■	76
69	Fort Valley St.	78
80	Albany St. (Ga.)	84
96	Lane	76
40	Tuskegee	58
69	Stillman	83
75	Central St. (Ohio) ■	73
94	LeMoyne-Owen	77
70	Miles	83
95	LeMoyne-Owen ■	75
76	Miles ■	78
86	Central St. (Ohio)	90
91	Stillman ■	86
78	Tuskegee ■	61
82	LeMoyne-Owen †	57
78	Benedict †	68
59	Lane †	76

Nickname: Thorobreds
 Colors: Green & Gold
 Arena: William Exum HPER Center
 Capacity: 2,750; Year Built: 1994
 AD: Derita Ratcliffe
 SID: Ron Braden

KY. WESLEYAN

Owensboro, KY 42302-1039II

Coach: Ray Harper, Ky. Wesleyan 1985

2004-05 RESULTS (15-12)

81	Mars Hill ■	68
62	North Ala.	64
67	Northern Ky. ■	79
91	Indianapolis ■	84
86	Wis.-Parkside	79

64	Lewis	56
66	Quincy ■	83
91	Glenville St. ■	63
76	Mo.-St. Louis ■	73
84	P.R.-Mayaguez ■	69
88	Union (Ky.) ■	62
77	Oakland City	65
97	Bellarmine ■	84
87	Indianapolis	97
76	St. Joseph's (Ind.)	92
74	Lewis ■	70
54	SIU Edwardsville ■	59
62	Mo.-St. Louis	58
64	Southern Ind.	86
70	Bellarmine	60
66	Northern Ky.	73
68	St. Joseph's (Ind.) ■	77
103	Wis.-Parkside ■	74
75	Oakland City ■	62
56	SIU Edwardsville	68
59	Quincy	71
54	Southern Ind. ■	70

Nickname: Panthers
 Colors: Purple & White
 Arena: Owensboro Sportscenter
 Capacity: 5,002; Year Built: 1949
 AD: Larry E. Moore
 SID: Roy Pickerill

KENYON

Gambier, OH 43022-9223III

Coach: Matt Croci, Wittenberg 1994

2004-05 RESULTS (5-21)

66	Goucher †	73
70	Farmingdale †	81
54	Wash. & Jeff. ■	68
100	Marietta †	133
74	Muskingum †	81
56	Bluffton	89
67	Wabash ■	81
69	Grove City	65
61	Gardner-Webb	92
62	Mt. St. Joseph ■	66
72	Allegheny ■	68
28	Wittenberg ■	76
57	Ohio Wesleyan	90
49	Wooster	72
69	Earlham	86
57	Denison ■	77
73	Oberlin ■	74
67	Hiram ■	65
53	Allegheny	69
50	Wooster ■	70
67	Oberlin	46
78	Hiram	69
57	Earlham ■	66
73	Denison	80
54	Wabash	56
56	Wooster	95

Nickname: Lords
 Colors: Purple & White
 Arena: Tomsich Arena
 Capacity: 2,000; Year Built: 1981
 AD: Peter Smith
 SID: Marty Fuller

KEUKA

Keuka Park, NY 14478-0098III

Coach: George Wunder, Rochester 1986

2004-05 RESULTS (11-13)

67	Hobart	81
60	Baptist Bible (Pa.)	76
66	Keystone ■	72
74	Oneonta St.	88
71	Chestnut Hill	82
60	Potsdam St. ■	79
45	St. John Fisher	76
78	Brockport St. †	111
71	Geneseo St. †	80

76	D'Youville	66
76	Phila. Bible ■	72
86	Cazenovia	78
79	Villa Julie	89
67	Polytechnic (N.Y.)	56
63	Polytechnic (N.Y.) ■	62
67	Cazenovia ■	76
95	Villa Julie ■	80
77	Chestnut Hill ■	74
74	D'Youville ■	53
66	Keystone	87
75	D'Youville ■	64
54	Keystone	61

Nickname: Storm
 Colors: Green & Gold
 Arena: Weed Physical Arts Center
 Capacity: 1,800; Year Built: 1973
 AD: David M. Sweet
 SID: Jason Baribeau

KING'S (PA.)

Wilkes-Barre, PA 18711-0801III

Coach: J.P. Andrejko, Scranton 1988

2004-05 RESULTS (24-6)

79	Staten Island †	77
61	Susquehanna	49
78	Misericordia	69
69	Chestnut Hill ■	72
69	Wilkes ■	66
68	Delaware Valley	45
70	Elizabethtown	61
97	Baptist Bible (Pa.) ■	70
87	Alfred	76
68	John Carroll ■	85
96	Marywood ■	77
81	Alvernia	69
67	Apprentice ■	62
70	Lycoming	58
60	DeSales ■	83
73	Scranton ■	76
77	FDU-Florham	62
97	Delaware Valley ■	79
85	Drew	63
88	Wilkes	78
85	DeSales	62
69	Lycoming ■	46
82	Drew ■	49
74	Scranton	84
89	FDU-Florham ■	73
76	Scranton ■	70
77	DeSales	72
57	Albright ■	55
85	Ramapo †	78
58	York (Pa.) †	70

Nickname: Monarchs
 Colors: Red & Gold
 Arena: Scandlon Gym
 Capacity: 3,200; Year Built: 1968
 AD: Tom Baker
 SID: Bob Ziadie

KNOX

Galesburg, IL 61401-4999III

Coach: Tim Heimann, Knox 1970

2004-05 RESULTS (12-11)

85	North Central (Ill.)	92
68	Hannibal-La Grange ■	58
70	William Penn ■	73
63	Clarke ■	71
100	MacMurray ■	69
59	Lake Forest	61
83	Southeastern Fla.	76
80	Fla. Christian	55
100	Grinnell ■	86
77	Monmouth (Ill.) ■	58
73	Illinois Col. ■	70
66	Carroll (Wis.)	88
77	Lawrence	85
68	Beloit ■	58

81 Ripon ■.....	75
79 St. Norbert.....	76
69 Beloit.....	67
47 Illinois Col.....	66
74 Lawrence ■.....	68
90 Carroll (Wis.) ■.....	97
59 Lake Forest ■.....	66
67 Grinnell.....	94
65 Monmouth (Ill.).....	77

Nickname: Prairie Fire
 Colors: Purple & Gold
 Arena: Memorial Gym
 Capacity: 3,000; Year Built: 1951
 AD: Dan Calandro
 SID: Kevin Walden

KUTZTOWN

Kutztown, PA 19530-0721II

Coach: Bernie Driscoll, Dickinson 1977

2004-05 RESULTS (15-12)

92 Columbia Union ■.....	78
88 Holy Family ■.....	89
90 West Virginia St. ■.....	86
80 Wilmington (Del.).....	71
83 Shepherd ■.....	71
64 California (Pa.) ■.....	57
80 Shippensburg ■.....	58
81 Indiana (Pa.) ■.....	85
77 Lock Haven ■.....	71
63 Clarion.....	69
77 Cheyney.....	69
56 Edinboro.....	79
62 Slippery Rock.....	75
81 Bloomsburg ■.....	56
79 Phila. Sciences.....	66
50 West Chester.....	52
75 Mansfield ■.....	76
73 Millersville ■.....	81
51 East Stroudsburg.....	50
87 Cheyney ■.....	83
69 Bloomsburg.....	72
76 West Chester ■.....	79
86 Mansfield.....	101
73 Millersville.....	56
78 East Stroudsburg ■.....	77
90 Mansfield.....	95

Nickname: Golden Bears
 Colors: Maroon & Gold
 Arena: Keystone Hall
 Capacity: 4,000; Year Built: 1971
 AD: Greg Bamberger
 SID: Josh Leiboff

LA ROCHE

Pittsburgh, PA 15237III

Coach: Scott Lang, Clarion 1993

2004-05 RESULTS (13-14)

63 Oberlin.....	68
68 Grove City.....	78
62 Hilbert ■.....	48
84 Medaille ■.....	75
95 Bethany (W.V.).....	97
89 Westminster (Pa.) ■.....	95
68 Waynesburg.....	85
74 Rutgers-Camden ■.....	69
71 Pitt.-Greensburg.....	74
82 Frostburg St.....	80
81 Penn St.-Altoona ■.....	70
103 Mt. Aloysius ■.....	92
55 Pitt.-Bradford.....	69
49 Penn St.-Behrend.....	50
56 Lake Erie.....	69
58 Medaille.....	49
71 Hilbert.....	81
76 Wash. & Jeff. ■.....	69
65 Frostburg St. ■.....	50
64 Pitt.-Greensburg ■.....	65
86 Lake Erie ■.....	90

101 Mt. Aloysius.....	91
70 Penn St.-Altoona.....	60
53 Penn St.-Behrend ■.....	65
58 Pitt.-Bradford ■.....	53
81 Pitt.-Bradford.....	78
62 Pitt.-Greensburg.....	85

Nickname: Redhawks
 Colors: Red & White
 Arena: Kerr Fitness & Sports Center
 Capacity: 1,200; Year Built: 1993
 AD: Jim Tinkey
 SID: Scott Lang

LA SALLE

Philadelphia, PA 19141-1199I

Coach: John Giannini,
 North Central 1984

2004-05 RESULTS (10-19)

50 James Madison ■.....	59
69 Hofstra.....	79
71 Southern California ■.....	62
67 Penn.....	78
48 Central Conn. St. ■.....	60
43 Villanova †.....	54
52 Va. Commonwealth.....	63
63 Cincinnati.....	84
66 American.....	53
72 Mt. St. Mary's.....	58
42 George Washington.....	71
68 St. Bonaventure.....	57
74 Florida Int'l ■.....	72
38 St. Joseph's ■.....	73
66 George Washington ■.....	84
58 Dayton.....	66
71 Richmond ■.....	78
67 Duquesne ■.....	72
50 Xavier.....	62
90 Fordham ■.....	88
76 Richmond.....	68
45 Dayton ■.....	56
73 Rhode Island.....	63
66 Massachusetts ■.....	69
72 Duquesne.....	77
53 Xavier ■.....	52
67 Temple.....	73
70 Massachusetts †.....	64
70 Xavier.....	83

Nickname: Explorers
 Colors: Blue & Gold
 Arena: Tom Gola Arena
 Capacity: 4,000; Year Built: 1972
 AD: Thomas M. Brennan
 SID: Kale Beers

LA VERNE

La Verne, CA 91750-4443.....III

Coach: Gabe Duran, La Verne

2004-05 RESULTS (15-10)

106 Pacific Lutheran †.....	87
107 Puget Sound.....	123
74 Master's.....	104
97 Atlanta Christian †.....	88
80 Chapman †.....	98
91 Pacific Lutheran †.....	97
97 UC Santa Cruz †.....	63
88 La Sierra ■.....	63
93 Dominican (Ill.) ■.....	62
108 West Coast Chrst. ■.....	90
97 La Sierra.....	80
90 Caltech ■.....	33
75 Whittier ■.....	82
65 Claremont-MS.....	69
143 Redlands.....	127
66 Cal Lutheran ■.....	60
69 Occidental.....	81
61 Pomona-Pitzer ■.....	75
69 Caltech.....	44
79 Whittier.....	81
87 Claremont-MS ■.....	81

109 Redlands ■.....	106
90 Cal Lutheran.....	80
87 Occidental ■.....	81
59 Pomona-Pitzer.....	72

Nickname: Leopards, Leos
 Colors: Orange & Green
 Arena: Student Center Gym
 Capacity: 900; Year Built: 1973
 AD: Christopher M. Ragsdale
 SID: Will Darity

LAFAYETTE

Easton, PA 18042.....I

Coach: Fran O'Hanlon, Villanova 1970

2004-05 RESULTS (9-19)

85 Duquesne.....	71
64 St. Peter's.....	81
38 Princeton ■.....	40
67 Drexel ■.....	78
57 Louisville.....	98
72 Cornell.....	75
79 Marist.....	83
95 Cal St. Northridge ■.....	89
73 Moravian ■.....	56
58 Georgia Tech.....	92
65 Columbia.....	62
64 St. Francis (N.Y.).....	79
90 Navy ■.....	80
55 Lehigh.....	63
74 American.....	76
63 Penn ■.....	85
54 Bucknell.....	71
72 Colgate.....	80
57 Holy Cross ■.....	74
66 Army.....	49
69 Bucknell ■.....	89
61 Colgate ■.....	62
60 Holy Cross.....	81
76 Army.....	73
93 American ■.....	89
57 Navy.....	76
81 Lehigh ■.....	76
34 Bucknell.....	70

Nickname: Leopards
 Colors: Maroon & White
 Arena: Kirby Sports Center
 Capacity: 3,500; Year Built: 1973
 AD: Bruce McCutcheon
 SID: Phil LaBella

LAGRANGE

La Grange, GA 30240III

Coach: Warren Haynes, LaGrange 1998

2004-05 RESULTS (7-19)

63 Emory †.....	82
84 Oglethorpe.....	89
86 Sewanee ■.....	62
119 Atlanta Christian.....	110
75 Oakwood ■.....	72
88 Apprentice.....	71
75 Embry-Riddle ■.....	78
53 Sewanee.....	76
56 Centre.....	83
48 Wabash †.....	65
69 Berry ■.....	78
75 Emory.....	89
66 Fisk.....	74
72 Maryville (Tenn.) ■.....	86
108 Piedmont.....	113
91 Thomas More.....	110
54 Oglethorpe ■.....	72
66 Millsaps ■.....	70
71 Huntingdon.....	82
107 Rust ■.....	111
70 Huntingdon ■.....	62
104 Piedmont ■.....	92
79 Fisk.....	85
81 Maryville (Tenn.).....	111
97 Thomas More ■.....	89
89 Huntingdon †.....	92

Nickname: Panthers
 Colors: Red & Black
 Arena: Mariotti Gymnasium
 Capacity: 500; Year Built: 1958
 AD: Philip R. Williamson
 SID: John Hughes

LAKE ERIE

Painesville, OH 44077.....III

Coach: James Dolan, Hiram 1959

2004-05 RESULTS (15-12)

67 Chris. Newport.....	82
50 Mount Union.....	74
75 Medaille ■.....	51
75 Hilbert ■.....	62
60 Grove City ■.....	42
51 Findlay.....	83
71 Grove City †.....	57
59 Bluffton.....	61
65 Frostburg St.....	68
61 Pitt.-Greensburg.....	76
97 Mt. Aloysius ■.....	59
89 Penn St.-Altoona ■.....	63
70 Penn St.-Behrend.....	79
69 Pitt.-Bradford.....	76
69 La Roche ■.....	56
88 Hilbert.....	64
92 Medaille.....	68
93 Bethany (W.V.) ■.....	96
81 Pitt.-Greensburg ■.....	84
97 Frostburg St. ■.....	64
90 La Roche.....	86
81 Penn St.-Altoona.....	84
111 Mt. Aloysius.....	94
63 Pitt.-Bradford ■.....	53
65 Penn St.-Behrend ■.....	42
85 Frostburg St. ■.....	67
55 Penn St.-Behrend †.....	56

Nickname: Storm
 Colors: Green & White
 Arena: Athletics and Wellness Center
 Capacity: 800; Year Built: 2004
 AD: Ken Krsolovic
 SID: Jason Stronz

LAKE FOREST

Lake Forest, IL 60045.....III

Coach: Chris Conger, Wisconsin 1995

2004-05 RESULTS (14-10)

60 Carthage.....	77
69 Benedictine (Ill.) ■.....	73
55 Chicago ■.....	43
57 Webster.....	75
68 Eureka †.....	53
78 Monmouth (Ill.).....	72
61 Knox ■.....	59
68 St. Mary's (Md.) †.....	63
78 Adrian †.....	69
78 Illinois Col.....	57
106 Grinnell ■.....	99
51 St. Norbert.....	71
63 Carroll (Wis.).....	77
80 Ripon.....	75
51 Lawrence ■.....	70
64 Beloit.....	68
51 Ripon.....	59
63 Carroll (Wis.) ■.....	55
61 St. Norbert ■.....	60
66 Knox.....	59
78 Monmouth (Ill.) ■.....	61
72 Illinois Col. ■.....	64
85 Grinnell.....	97
60 Ripon †.....	75

Nickname: Foresters
 Colors: Red & Black
 Arena: Sports Center
 Capacity: 1,200; Year Built: 1968
 AD: Jackie A. Slaats
 SID: Mike Wajerski

LAKE SUPERIOR ST.

Sault Ste. Marie, MI 49783II

Coach: Mike Fitzner,
Wayne St. (Neb.) 1997

2004-05 RESULTS (9-18)

62	North Dakota	82
83	Bemidji St.	92
98	Olivet †	93
94	Alma ■	82
64	Wayne St. (Mich.) ■	71
70	Ferris St. ■	81
58	Grand Valley St. ■	76
74	Nova Southeastern †	57
58	Barry †	72
71	Lynn	72
71	Toledo	90
74	Gannon	86
59	Mercyhurst	66
95	Ashland	86
68	Findlay ■	85
54	Hillsdale ■	60
84	Finlandia ■	50
75	Saginaw Valley ■	65
64	Northern Mich.	74
55	Michigan Tech	86
72	Northwood ■	69
89	Ferris St.	94
87	Grand Valley St.	94
78	Michigan Tech ■	88
64	Northern Mich. ■	61
79	Northwood	85
99	Saginaw Valley	74

Nickname: Lakers
Colors: Royal Blue & Gold
Arena: James Norris Center
Capacity: 2,500; Year Built: 1976
AD: Bill Crawford
SID: Linda Bouvet

LAKELAND

Sheboygan, WI 53082-0359.....III

Coach: Gary Grzesk,
Wis.-Green Bay 1996

2004-05 RESULTS (14-12)

68	Wis.-River Falls †	84
67	Martin Luther †	52
59	Wis.-Stevens Point ■	70
64	Wis.-La Crosse	60
63	Trinity Int'l	70
59	Marian (Wis.) ■	67
73	Edgewood ■	81
73	Illinois Tech	57
46	Rockford	65
95	St. Olaf †	80
64	Wis.-Eau Claire	64
83	Concordia (Wis.)	74
88	Concordia (Wis.) ■	94
69	Wis. Lutheran	83
73	Milwaukee Engr.	61
63	Viterbo ■	72
77	Maranatha Baptist ■	70
70	Dominican (Ill.) ■	51
61	Marian (Wis.)	60
56	Edgewood	70
81	Wis. Lutheran ■	47
77	Milwaukee Engr. ■	52
79	Maranatha Baptist	58
72	Northland Bapt.	58
72	Marian (Wis.) ■	59
81	Edgewood	85

Nickname: Muskies
Colors: Navy & Gold
Arena: Todd Wehr Center
Capacity: 1,500; Year Built: 1985
AD: Jane Bouche
SID: David Gallianetti

LAMAR

Beaumont, TX 77710I

Coach: Billy Tubbs, Lamar 1958

2004-05 RESULTS (18-11)

115	Jarvis Christian ■	67
66	North Texas	70
77	Houston ■	85
74	Tex.-Pan American ■	66
85	Arkansas Tech ■	68
66	Air Force ■	59
75	Rice	81
110	Wiley ■	64
91	Tulsa	85
86	Arkansas St. ■	70
78	Central Okla. ■	73
56	Southeastern La.	60
78	Texas St. ■	73
87	McNeese St. ■	81
60	Southeastern La. ■	66
60	Stephen F. Austin	70
92	Nicholls St. ■	74
78	La.-Monroe	62
89	Northwestern St.	84
85	Texas-San Antonio ■	68
84	Sam Houston St.	86
85	Texas-Arlington	66
83	Northwestern St. ■	90
75	Texas St.	83
88	Texas-San Antonio	83
70	Sam Houston St. ■	88
79	La.-Monroe	72
91	Texas-San Antonio	83
75	Northwestern St.	90

Nickname: Cardinals
Colors: Red & White
Arena: Montagne Center
Capacity: 10,080; Year Built: 1984
AD: Billy Tubbs
SID: Daucy Crizer

LANDER

Greenwood, SC 29649-2099....II

Coach: Bruce Evans, Furman 1991

2004-05 RESULTS (17-11)

96	Wingate ■	75
80	Tusculum ■	86
54	Anderson (S.C.) ■	48
60	North Greenville	57
83	Newberry †	77
48	Presbyterian	60
95	Allen ■	73
58	Erskine	59
51	Presbyterian ■	53
84	North Greenville ■	52
67	Charleston So.	59
63	Francis Marion	64
67	GC&SU ■	59
72	Augusta St.	55
49	Clayton St.	71
70	UNC Pembroke	61
57	Armstrong Atlantic ■	56
68	Augusta St. ■	61
39	North Fla.	60
74	UNC Pembroke ■	58
70	Kennesaw St.	85
79	S.C. Upstate ■	65
66	S.C.-Aiken	61
60	Francis Marion ■	48
71	Columbus St. ■	75
64	S.C. Upstate	81
73	S.C.-Aiken ■	69
64	Columbus St. †	83

Nickname: Bearcats
Colors: Blue & Gold
Arena: Finis Horne Arena
Capacity: 2,500; Year Built: 1993
AD: Jefferson J. May
SID: Bob Stoner

LANE

Jackson, TN 38301-4598II

Coach: J.L. Perry, Lane 1971

2004-05 RESULTS (16-16)

71	Delta St.	94
78	Ark.-Monticello †	103
71	Christian Bros. ■	74
81	Paine ■	68
58	Benedict ■	56
67	Christian Bros.	65
100	North Ala.	93
73	Clark Atlanta	69
71	Morehouse	79
67	Kentucky St.	76
65	Albany St. (Ga.) ■	66
67	Fort Valley St. ■	59
76	Benedict †	79
81	Paine	79
70	Clark Atlanta ■	64
70	Morehouse ■	76
72	Albany St. (Ga.)	77
81	Fort Valley St.	79
76	Kentucky St. ■	96
71	Stillman	86
71	Tuskegee	60
66	Miles	70
88	LeMoyné-Owen	89
67	LeMoyné-Owen ■	55
64	Miles	71
67	Tuskegee ■	59
72	Stillman ■	78
59	Clark Atlanta †	47
63	Paine †	52
76	Kentucky St. †	59
84	Albany St. (Ga.) †	73
61	Lynn †	89

Nickname: Dragons
Colors: Cardinal Red & Royal Blue
Arena: J.F. Lane Center
Capacity: 2,500; Year Built: 1974
AD: J.L. Perry
SID: Gregory Borman

LASELL

Newton, MA 02466III

Coach: Chris Harvey,
Worcester St. 1994

2004-05 RESULTS (19-10)

76	Bowdoin †	66
72	Salem St.	85
53	Williams	60
54	WPI	74
74	Husson	59
61	Maine Maritime	40
56	Trinity (Conn.)	78
81	Framingham St. ■	73
74	Elms	71
81	Mt. St. Vincent ■	71
82	Becker ■	40
92	Mount Ida	72
86	Babson	80
78	Thomas ■	41
74	Mass.-Dartmouth	75
82	Castleton St.	64
82	Johnson St.	67
72	Western Conn. St. ■	76
69	Maine Maritime ■	46
62	Husson ■	71
78	Amherst	90
75	Me.-Farmington	63
81	Thomas	69
67	Newbury ■	57
72	Me.-Farmington ■	56
83	Thomas ■	51
65	Castleton St. ■	40
66	Elms ■	70
66	Rhode Island Col.	83

Nickname: Lasers
Colors: Columbia & Navy
Arena: Lasell Gymnasium
Capacity: 300; Year Built: 1997
AD: Kristy Walter
SID: Jessica King

LAWRENCE

Appleton, WI 54912-0599III

Coach: John Tharp, Beloit 1991

2004-05 RESULTS (20-6)

76	Viterbo †	59
64	Wis.-Platteville	56
83	Wis. Lutheran ■	48
70	Ripon	72
52	Wis.-Oshkosh	46
71	Lewis & Clark †	40
46	Westmont	52
68	Beloit	63
76	St. Norbert ■	84
72	Illinois Col. ■	60
85	Knox ■	77
80	Carroll (Wis.) ■	72
112	Grinnell	85
70	Lake Forest	51
70	Monmouth (Ill.) ■	60
104	Grinnell ■	88
81	Ripon ■	69
68	Knox	74
81	Illinois Col.	72
81	Beloit ■	69
72	St. Norbert	48
54	Carroll (Wis.)	58
87	Carroll (Wis.) ■	76
82	Ripon ■	77
70	Gust. Adolphus	56
45	Wis.-Stevens Point	79

Nickname: Vikings
Colors: Blue & White
Arena: Alexander Gym
Capacity: 1,000; Year Built: 1929
AD: Robert Beeman
SID: Joe Vanden Acker

LE MOYNE

Syracuse, NY 13214-1399.....II

Coach: Steve Evans, Union (N.Y.) 1994

2004-05 RESULTS (11-17)

69	Queens (N.Y.) ■	72
64	St. Anselm	103
73	Bentley ■	101
55	Merrimack	63
68	Stonehill ■	75
80	St. Rose	93
74	Union (N.Y.)	55
67	Eckerd ■	70
88	Green Mountain ■	34
63	Daemen	73
69	St. Michael's ■	82
81	Franklin Pierce	57
64	Southern N.H.	70
74	Mass.-Lowell	84
64	Bentley	94
83	Merrimack ■	75
82	Stonehill	61
61	Franklin Pierce ■	54
64	Southern N.H. ■	54
81	Mass.-Lowell ■	71
62	St. Anselm	75
84	St. Michael's	86
49	Bryant ■	56
93	Assumption	91
78	American Int'l ■	62
72	Pace	73
82	Southern Conn. St. ■	69
73	Pace	76

Nickname: Dolphins
Colors: Green & Gold
Arena: Ted Grant Court
Capacity: 2,000; Year Built: 1954
AD: Richard Rockwell
SID: Mike Donlin

LEBANON VALLEY

Annville, PA 17003-1400III

Coach: Brad McAlester,
Southampton 1975

2004-05 RESULTS (20-7)

62	Bluffton †	42
72	Va. Wesleyan	80
66	Dickinson ■	57
70	Ursinus ■	59
79	Albright ■	65
70	Messiah ■	56
68	Delaware Valley	59
80	Frank. & Marsh.	76
76	Arcadia	63
81	Chestnut Hill ■	59
75	New Jersey City ■	73
81	Moravian	66
44	Susquehanna ■	34
56	Widener	75
72	Juniata	75
75	Messiah	83
57	Albright	68
61	Susquehanna	60
59	Moravian ■	51
71	Elizabethtown	64
79	Widener ■	53
74	Elizabethtown ■	66
62	Juniata ■	47
74	Messiah ■	66
68	Albright	81
71	Penn St.-Behrend ■	53
58	St. John Fisher	66

Nickname: Flying Dutchmen
Colors: Blue, White & Red
Arena: Lynch Memorial Gymnasium
Capacity: 1,400; Year Built: 1950
AD: Kathleen Tierney
SID: Braden Snyder

LEES-McRAE

Banner Elk, NC 28604-0128II

Coach: Randy Unger, Taylor 1976

2004-05 RESULTS (9-20)

65	Newberry †	73
100	Bluefield St. †	90
94	Pfeiffer	111
88	Glenville St.	100
89	Mars Hill ■	88
83	Ohio Valley ■	70
77	Radford	97
56	Mars Hill	68
74	Anderson (S.C.) ■	82
70	Coker	80
88	Limestone	102
94	Queens (N.C.) ■	78
72	Mount Olive	86
88	St. Andrews ■	92
74	Belmont Abbey	78
81	Erskine ■	83
79	Pfeiffer	111
74	Queens (N.C.)	82
94	Coker ■	78
81	Limestone ■	77
71	Anderson (S.C.)	76
83	Mount Olive ■	93
66	Barton	71
72	St. Andrews	67
69	Belmont Abbey ■	64
65	Erskine	76
73	Barton ■	84
83	Belmont Abbey	80
80	Mount Olive	101

Nickname: Bobcats
Colors: Forest Green & Gold
Arena: Williams Gym
Capacity: 1,200; Year Built: 1975
AD: Ried Estus
SID: Chris Perkinson

LEHIGH

Bethlehem, PA 18015-3089I

Coach: Billy Taylor, Notre Dame 1995

2004-05 RESULTS (14-15)

64	Penn St.	73
56	Long Island	66
58	Sacred Heart ■	52
60	Dartmouth ■	50
72	Albany (N.Y.) ■	61
49	Stony Brook	56
61	Columbia ■	75
65	Eastern ■	39
56	Harvard	67
63	Xavier	69
64	Towson	61
59	Wagner	45
45	Cornell ■	55
56	American	53
63	Lafayette ■	55
72	Navy	67
54	Colgate	61
63	Bucknell	65
63	Army ■	45
56	Holy Cross ■	58
63	Colgate ■	53
57	Bucknell ■	54
69	Army	64
53	Holy Cross	73
75	Navy ■	76
61	American ■	65
76	Lafayette	81
77	Colgate †	60
53	Holy Cross	57

Nickname: Mountain Hawks
Colors: Brown & White
Arena: Stabler Arena
Capacity: 5,600; Year Built: 1979
AD: Joseph D. Sterrett
SID: Jeff Tourial

LEHMAN

Bronx, NY 10468-1589III

Coach: Steve Schluman, Syracuse 1989

2004-05 RESULTS (21-7)

86	Utica/Rome †	63
60	Utica	66
97	Centenary (N.J.) ■	79
76	CCNY	67
89	Maritime (N.Y.)	69
64	Staten Island	80
60	John Jay	57
64	Yeshiva ■	74
75	Husson ■	60
72	TCNJ	76
57	St. Joseph's (L.I.)	53
77	Lincoln (Pa.) ■	84
70	Baruch ■	67
93	Hunter	72
59	York (N.Y.) ■	56
95	Purchase St.	77
84	Brooklyn	67
86	City Tech ■	85
82	Medgar Evers	62
92	Hunter ■	60
54	John Jay ■	43
79	Farmingdale ■	70
86	CCNY ■	46
81	Baruch	72
101	Medgar Evers ■	66
70	Staten Island ■	79
63	New York U. †	61
61	Kean ■	65

Nickname: Lightning
Colors: Royal Blue, Vegas Gold & White
Arena: Lehman College APEX
Capacity: 1,200; Year Built: 1994
AD: Martin L. Zwiren
SID: Eric Harrison

LEMOYNE-OWEN

Memphis, TN 38126II

Coach: Jerry Johnson,
Fayetteville St. 1951

2004-05 RESULTS (6-22)

60	Christian Bros. ■	70
50	Ala.-Huntsville	51
63	North Ala. †	71
73	Albany St. (Ga.)	80
71	Fort Valley St.	79
65	Christian Bros.	91
82	Paine ■	85
59	Benedict ■	73
58	Stillman	67
70	Tuskegee	72
81	Clark Atlanta	65
53	Morehouse	73
78	Miles ■	83
81	Stillman ■	69
85	Tuskegee ■	65
83	Paine	91
56	Benedict	87
78	Albany St. (Ga.) ■	82
74	Fort Valley St. ■	84
103	Rust	96
77	Kentucky St. ■	94
89	Lane ■	88
75	Kentucky St.	95
55	Lane	67
66	Clark Atlanta ■	73
82	Morehouse ■	78
65	Miles	97
57	Kentucky St. †	82

Nickname: Magicians
Colors: Purple & Old Gold
Arena: Bruce Hall
Capacity: 1,000; Year Built: 1954
AD: David "Smokey" Gaines
SID: Tamikia White

LENOIR-RHYNE

Hickory, NC 28603II

Coach: John Lentz, Lenoir-Rhyne 1974

2004-05 RESULTS (17-12)

55	Winston-Salem	53
88	Limestone †	85
65	S.C. Upstate	72
50	Winston-Salem ■	51
56	Augusta St.	64
76	Barber-Scotia †	64
91	Bluefield St. †	61
61	UNC Asheville	75
63	Armstrong Atlantic	74
82	S.C.-Aiken †	60
59	Augusta St. ■	71
72	Shaw ■	61
87	Catawba ■	66
56	Carson-Newman	69
71	Mars Hill ■	65
73	Wingate	62
56	Presbyterian	58
77	Newberry ■	55
108	Tusculum ■	82
55	Catawba	65
81	Carson-Newman ■	73
67	Mars Hill	64
87	Wingate ■	78
80	Presbyterian ■	60
62	Newberry	77
67	Tusculum	68
87	Wingate ■	76
84	Presbyterian †	82
73	Tusculum †	79

Nickname: Bears
Colors: Red & Black
Arena: Shuford Memorial Gym
Capacity: 3,200; Year Built: 1957
AD: Neill McGeachy
SID: John Karrs

LETOURNEAU

Longview, TX 75607-7001III

Coach: Bernie Balikian,
Pt. Loma Nazarene 1978

2004-05 RESULTS (5-20)

78	Dallas Christian †	81
100	Rhema †	78
91	Schreiner	90
53	Texas Lutheran	67
69	Hardin-Simmons ■	78
82	McMurry ■	92
78	Sul Ross St.	91
59	Howard Payne	73
42	Sam Houston St.	86
67	Mary Hardin-Baylor ■	80
93	Concordia-Austin ■	88
75	Louisiana Col.	81
65	Mississippi Col.	73
68	East Tex. Baptist ■	78
98	Ozarks (Ark.) ■	101
76	Austin ■	82
73	Texas-Tyler	80
50	Texas-Dallas	75
76	Texas-Tyler ■	80
83	Texas-Dallas ■	84
74	East Tex. Baptist	88
82	Louisiana Col. ■	79
64	Mississippi Col. ■	77
94	Ozarks (Ark.)	83
78	Austin	83

Nickname: YellowJackets
Colors: Blue & Gold
Arena: Solheim Arena
Capacity: 1,200; Year Built: 1996
AD: Duane Trogdon
SID: Shane Meling

LEWIS

Romeoville, IL 60446II

Coach: Kyle Green, Hamline 1992

2004-05 RESULTS (10-17)

69	St. Francis (Ill.) ■	68
68	North Park ■	50
68	SIU Edwardsville	79
64	Quincy	87
74	Southern Ind. ■	78
56	Ky. Wesleyan	64
84	Ill.-Springfield ■	65
75	Northern Ky.	68
87	Indianapolis	94
65	Northwood	75
93	Trinity Christian ■	62
59	Ferris St.	88
74	Wis.-Parkside ■	79
85	Quincy ■	96
74	Mo.-St. Louis ■	76
80	Lincoln Chrst. ■	52
70	Ky. Wesleyan	74
93	Bellarmino	87
52	Indianapolis ■	71
80	St. Joseph's (Ind.) ■	78
69	SIU Edwardsville ■	62
79	Mo.-St. Louis	82
54	Southern Ind.	89
69	Bellarmino ■	65
66	Northern Ky. ■	72
72	St. Joseph's (Ind.)	82
77	Wis.-Parkside	79

Nickname: Flyers
Colors: Red & White
Arena: Neil Carey Arena
Capacity: 855; Year Built: 1961
AD: Paul Zakowski
SID: Mickey Smith

LEWIS & CLARK

Portland, OR 97219-7899III

Coach: Bob Gaillard,
San Francisco 1962

2004-05 RESULTS (11-13)

65 Holy Names †	82
71 Rockhurst †	66
81 Northern Ariz.	93
58 Evergreen St. ■	64
91 Cascade ■	90
40 Lawrence †	71
73 Susquehanna †	64
89 Menlo †	76
59 Pacific Lutheran ■	68
55 Willamette	76
76 Pacific (Ore.) ■	71
83 Whitworth	79
99 Whitman	87
100 Linfield ■	96
65 George Fox ■	67
73 Pacific Lutheran	57
71 Puget Sound	84
67 Pacific (Ore.)	62
56 Willamette ■	69
58 Whitworth ■	82
79 Whitman ■	61
97 Linfield	101
72 George Fox	86
54 Puget Sound ■	76

Nickname: Pioneers
Colors: Orange & Black
Arena: Pamplin Sports Center
Capacity: 2,300; Year Built: 1969
AD: Steve Wallo
SID: Melissa Dudek

LIBERTY

Lynchburg, VA 24502-2269.....I

Coach: Randy Dunton,
Baptist Bible (Mo.) 1984

2004-05 RESULTS (13-15)

58 New Hampshire ■	59
65 Arkansas St.	91
63 Western Caro.	75
86 Shenandoah ■	82
54 Old Dominion ■	70
60 North Carolina St.	94
69 UNC Greensboro ■	74
44 Miami (Ohio)	88
68 Maryland	112
69 Marist	67
45 Seton Hall	82
56 High Point	73
73 Winthrop	75
74 Birmingham-So. ■	72
71 Coastal Caro.	64
71 Charleston So.	59
72 UNC Asheville ■	71
91 VMI ■	71
64 Radford	69
84 High Point ■	81
73 Birmingham-So.	69
61 Winthrop ■	69
70 Charleston So. ■	66
72 Coastal Caro. ■	68
67 VMI	73
70 Radford ■	62
92 UNC Asheville	80
60 Charleston So. ■	66

Nickname: Flames
Colors: Red, White & Blue
Arena: Vines Center
Capacity: 9,000; Year Built: 1990
AD: Thom Park
SID: Todd Wetmore

LIMESTONE

Gaffney, SC 29340-3799.....II

Coach: Larry Epperly,
Emory & Henry 1975

2004-05 RESULTS (15-14)

81 North Greenville ■	59
85 Lenoir-Rhyne †	88
80 Southern Wesleyan †	83
71 S.C. Upstate	85
90 St. Andrews ■	73
72 Queens (N.C.) ■	73
77 S.C. Upstate ■	74
77 Newberry ■	56
66 Coker ■	69
73 Belmont Abbey	68
102 Lees-McRae ■	88
71 Erskine ■	62
69 Barton	66
72 Pfeiffer	94
74 North Greenville	73
76 Anderson (S.C.) ■	79
69 Queens (N.C.)	74
76 St. Andrews	65
51 Erskine	48
66 Belmont Abbey ■	68
77 Lees-McRae	81
53 Barton ■	58
108 Pfeiffer ■	105
62 Mount Olive ■	70
82 Coker	76
68 Anderson (S.C.)	64
66 Mount Olive	89
85 Queens (N.C.)	79
57 Pfeiffer †	88

Nickname: Saints
Colors: Blue, White & Gold
Arena: Timken Center
Capacity: 1,500; Year Built: 1976
AD: Larry Epperly
SID: Josh Lacy

LINCOLN (MO.)

Jefferson City, MO 65102-0029 II

Coach: Charles Terry, Arkansas 1976

2004-05 RESULTS (7-19)

73 Northwest Mo. St.	79
66 Emporia St. †	81
65 Mo. Western St.	78
79 Central Mo. St. ■	91
76 Washburn	110
65 Fort Hays St. †	66
69 Pittsburg St.	110
58 Truman	82
70 Harris-Stowe ■	65
74 Truman ■	76
68 Southeast Mo. St.	95
66 St. Mary's (Tex.)	76
64 Incarnate Word	70
69 Okla. Panhandle ■	71
67 St. Edward's ■	48
91 Mo.-St. Louis ■	101
59 Rockhurst	91
70 Drury ■	79
86 St. Mary's (Tex.) ■	87
72 Incarnate Word	64
89 Harris-Stowe ■	71
75 St. Edward's	72
74 Okla. Panhandle	64
80 Mo.-St. Louis	104
81 Rockhurst ■	78
72 Drury	101

Nickname: Blue Tigers
Colors: Navy Blue & White
Arena: Jason Gym
Capacity: 2,500; Year Built: 1958
AD: Tim Abney
SID: Darren Smith

LINCOLN (PA.)

Lincoln Univ., PA 19352.....III

Coach: Garfield Yuille,
Lincoln (Pa.) 1991

2004-05 RESULTS (20-7)

96 Guilford †	87
75 Shenandoah	96
58 Wilkes	70
77 Cheyney †	75
85 Phila. Bible †	68
81 Rowan	93
93 Bowie St. ■	106
80 Widener ■	70
84 Lehman	77
92 Moravian	78
82 Kean †	74
81 Newport News	79
103 St. Mary's (Md.) ■	83
70 New Jersey City	76
106 Delaware Valley ■	73
77 Hood ■	71
112 Valley Forge Chrst. ■	48
73 Wilkes ■	70
76 Wilmington (Del.) ■	58
84 Cabrini	62
101 Hood	83
84 Marymount (Va.)	60
97 Newport News ■	69
95 Finlandia †	87
82 New Jersey City †	92
100 Frank. & Marsh.	116

Nickname: Lions
Colors: Orange & Blue
Arena: Manuel Rivero Hall
Capacity: 3,000; Year Built: 1973
AD: Cyrus D. Jones
SID: Rob Knox

LINCOLN MEMORIAL

Harrogate, TN 37752-1901II

Coach: Hugh Watson, Lee 1968

2004-05 RESULTS (5-21)

52 Ashland ■	89
48 Fla. Southern †	66
56 Fla. Gulf Coast	75
77 Lee	83
72 Tusculum ■	85
61 Carson-Newman	91
83 Tusculum	82
58 Cumberland (Ky.)	63
56 Livingstone	66
73 Carson-Newman ■	54
66 Shippensburg †	86
55 Trinity Christian †	58
58 Cumberland (Ky.) ■	72
49 Valdosta St.	57
76 West Fla.	63
68 West Ala. ■	77
47 Montevallo ■	66
79 North Ala. ■	65
49 Ala.-Huntsville ■	71
75 West Ga. ■	98
73 West Ala.	86
56 Montevallo	72
76 West Fla. ■	86
58 Valdosta St. ■	51
72 North Ala.	77
82 West Ga.	90

Nickname: Railsplitters
Colors: Blue & Gray
Arena: B. Frank Turner Arena
Capacity: 5,009; Year Built: 1990
AD: Jay Nidiffer
SID: Michael Peace

LINFIELD

McMinnville, OR 97128-6894 ...III

Coach: Larry Doty, Linfield 1978

2004-05 RESULTS (14-11)

80 Menlo	71
83 Cal St. East Bay	99
88 Warner Pacific ■	84
76 Southern Ore. †	92
87 Western Baptist †	109
86 Western Baptist ■	95
68 Colorado Col. †	56
72 Bridgewater St. †	66
62 Albion †	64
64 Whitworth	75
90 Whitman	89
77 Willamette ■	63
76 George Fox	81
77 Pacific Lutheran ■	60
84 Puget Sound ■	86
96 Lewis & Clark	100
87 Pacific (Ore.)	73
75 Whitworth ■	72
92 Whitman ■	76
85 George Fox ■	90
76 Willamette	70
74 Pacific Lutheran	66
63 Puget Sound	87
101 Lewis & Clark ■	97
77 Pacific (Ore.) ■	70

Nickname: Wildcats
Colors: Purple & Red
Arena: Ted Wilson Gymnasium
Capacity: 1,924; Year Built: 1989
AD: Scott Carnahan
SID: Kelly Bird

LIPSCOMB

Nashville, TN 37204-3951I

Coach: Scott Sanderson,
South Carolina 1984

2004-05 RESULTS (16-12)

66 Minnesota	83
83 Savannah St. ■	64
86 Fisk ■	62
77 Troy	68
71 Savannah St.	56
83 Nicholls St. ■	74
103 Rust ■	82
54 Arkansas	83
55 Gardner-Webb	72
60 Campbell	56
59 Georgia St. ■	57
73 Mercer ■	82
49 Jacksonville	58
66 Stetson	71
61 Belmont	71
68 Fla. Atlantic ■	66
64 UCF ■	63
67 Fla. Atlantic	84
58 UCF	67
73 Jacksonville ■	63
71 Stetson ■	73
69 Mercer	64
62 Georgia St.	86
71 Campbell ■	65
80 Gardner-Webb ■	61
59 Belmont ■	58
87 Troy ■	79
64 Jacksonville †	68

Nickname: Bisons
Colors: Purple & Gold
Arena: Allen Arena
Capacity: 5,000; Year Built: 2001
AD: Steve Potts
SID: Mark McGee

LIVINGSTONE

Salisbury, NC 28144II

Coach: James Stinson,
Barber-Scotia 1987

2004-05 RESULTS (17-12)

63	West Va. Tech.....	61
66	S.C.-Aiken.....	68
80	Morris ■.....	60
72	Wingate ■.....	70
56	Benedict.....	61
67	Morris.....	49
64	UNC Pembroke ■.....	62
69	West Va. Tech ■.....	57
66	Lincoln Memorial ■.....	56
74	UNC Pembroke.....	64
70	Wingate.....	79
62	St. Paul's ■.....	52
57	Bowie St. ■.....	60
69	N.C. Central †.....	63
70	Virginia St.....	69
68	Johnson C. Smith ■.....	73
66	Fayetteville St.....	75
51	St. Augustine's ■.....	43
51	Shaw ■.....	49
77	Virginia Union.....	87
80	Johnson C. Smith.....	89
71	Elizabeth City St.....	70
57	Winston-Salem.....	62
73	N.C. Central.....	72
59	Winston-Salem ■.....	66
74	St. Augustine's.....	81
79	Fayetteville St. ■.....	76
71	Shaw †.....	65
48	Winston-Salem †.....	58

Nickname: Blue Bears
Colors: Columbia Blue & Black
Arena: William Trent Gymnasium
Capacity: 1,500; Year Built: 1970
AD: Clifton Huff
SID: Adrian Ferguson

LOCK HAVEN

Lock Haven, PA 17745II

Coach: John Wilson, Washburn 1980

2004-05 RESULTS (4-23)

60	Grand Valley St. ■.....	82
56	Youngstown St.....	70
51	Charleston (W.V.).....	82
46	Penn St.....	94
86	Cheyney ■.....	77
63	Millersville ■.....	66
55	West Chester.....	62
71	Kutztown.....	77
58	Gannon.....	92
58	Saginaw Valley †.....	65
41	Fairmont St.....	58
69	East Stroudsburg ■.....	53
61	Mansfield ■.....	82
59	Indiana (Pa.) ■.....	82
54	Bloomsburg.....	62
57	Clarion.....	83
68	Slippery Rock.....	69
61	Shippensburg ■.....	71
54	Edinboro.....	69
57	California (Pa.) ■.....	67
63	Indiana (Pa.).....	76
67	Clarion ■.....	66
62	Slippery Rock ■.....	68
31	Shippensburg.....	73
69	Edinboro ■.....	63
69	Pitt.-Johnstown ■.....	71
51	California (Pa.).....	55

Nickname: Bald Eagles
Colors: Crimson & White
Arena: Thomas Field House
Capacity: 2,500; Year Built: 1928
AD: Sharon E. Taylor
SID: Al Weston

LONG BEACH ST.

Long Beach, CA 90840-0118I

Coach: Larry Reynolds,
UC Riverside 1976

2004-05 RESULTS (10-20)

64	Charlotte.....	93
78	Pepperdine ■.....	82
87	Sacramento St. ■.....	63
62	UCLA.....	75
57	Loyola Marymount.....	73
70	Portland ■.....	71
45	Hawaii.....	54
51	Georgetown †.....	57
38	Indiana St. †.....	37
47	UC Santa Barb.....	54
62	Cal Poly.....	68
60	Pacific ■.....	68
53	Cal St. Northridge ■.....	69
71	Cal St. Fullerton.....	88
65	UC Riverside.....	68
58	UC Irvine.....	78
74	UC Davis.....	78
53	Idaho ■.....	52
44	Utah St. ■.....	75
66	Cal St. Northridge.....	68
58	Pacific.....	87
58	UC Riverside ■.....	56
66	Cal St. Fullerton ■.....	63
55	UC Irvine.....	50
77	UC Davis ■.....	73
52	Utah St.....	68
71	Idaho.....	58
71	Cal Poly ■.....	52
58	UC Santa Barb. ■.....	57
49	UC Santa Barb. †.....	55

Nickname: Forty Niners
Colors: Black & Gold
Arena: The Walter Pyramid
Capacity: 5,000; Year Built: 1994
AD: Cindy Masner
SID: Steve Janisch

LONG ISLAND

Brooklyn, NY 11201I

Coach: Jim Ferry, Keene St. 1990

2004-05 RESULTS (14-15)

66	Lehigh ■.....	56
49	Columbia.....	53
46	Boston College.....	87
93	Wagner.....	73
80	Albany (N.Y.).....	76
60	Hartford.....	74
70	Old Westbury ■.....	60
60	Harvard.....	78
63	Arizona St.....	92
56	Penn St. †.....	80
70	St. Francis (Pa.).....	79
59	Wagner.....	55
74	St. Francis (N.Y.) ■.....	69
57	Monmouth ■.....	69
67	Fairleigh Dickinson.....	76
58	Central Conn. St.....	73
58	Mt. St. Mary's ■.....	57
76	Quinnipiac.....	71
65	Fairleigh Dickinson ■.....	85
65	Monmouth.....	75
81	Sacred Heart ■.....	76
68	St. Francis (N.Y.).....	77
76	Quinnipiac ■.....	72
72	St. Francis (Pa.) ■.....	67
74	Sacred Heart.....	77
82	Robert Morris ■.....	58
72	Mt. St. Mary's.....	66
76	St. Francis (Pa.) ■.....	67
62	Fairleigh Dickinson.....	70

Nickname: Blackbirds
Colors: Black, Silver & Royal Blue
Arena: Schwartz Athletic Center
Capacity: 1,000; Year Built: 1963
AD: John Suarez
SID: Stacey Brann

LONGWOOD

Farmville, VA 23909-1899II

Coach: Mike Gillian,
Mass. Liberal Arts 1986

2004-05 RESULTS (1-30)

69	Columbia.....	82
55	Mt. St. Mary's †.....	78
81	Radford ■.....	91
62	Quinnipiac ■.....	89
67	Hampden-Sydney.....	73
60	William & Mary.....	90
76	Howard.....	86
56	Hofstra ■.....	78
64	VMI ■.....	69
49	San Francisco.....	82
72	UC Davis †.....	87
75	Howard.....	69
56	Old Dominion.....	88
63	UNI.....	84
79	Illinois.....	105
69	Cincinnati †.....	95
68	Valparaiso †.....	75
93	Quinnipiac.....	102
58	Hartford.....	63
57	Utah Valley St.....	75
91	Northern Colo.....	99
65	South Carolina St. ■.....	71
59	Appalachian St. ■.....	89
56	Northern Colo. ■.....	76
52	VMI.....	65
43	Tex. A&M-Corp. Chris ■.....	62
51	UMKC ■.....	74
65	Appalachian St.....	79
70	James Madison.....	72
47	Wake Forest.....	88
50	Utah Valley St. ■.....	54

Nickname: Lancers
Colors: Blue & White
Arena: Willett Hall
Capacity: 2,522; Year Built: 1980
AD: Rick Mazzuto
SID: Greg Prouty

LORAS

Dubuque, IA 52004-0178III

Coach: Chad Walthall,
Concordia-M'head 1991

2004-05 RESULTS (18-8)

76	Dominican (Ill.) ■.....	61
73	Clarke ■.....	78
54	Wis.-Platteville ■.....	71
84	Dubuque ■.....	74
90	UC Santa Cruz †.....	78
147	Redlands.....	151
71	Chapman †.....	60
80	Franciscan ■.....	66
70	Northland.....	49
87	Mt. Mercy ■.....	76
70	Coe.....	59
71	Luther.....	60
78	Simpson.....	59
77	Central (Iowa).....	53
84	Buena Vista ■.....	73
59	Wartburg ■.....	71
59	Coe ■.....	78
84	Cornell College.....	65
79	Dubuque.....	70
64	Luther ■.....	57
61	Buena Vista.....	65
62	Wartburg.....	65
62	Simpson.....	59
57	Central (Iowa) ■.....	47
75	Cornell College ■.....	62
74	Luther ■.....	79

Nickname: Duhawks
Colors: Purple & Gold
Arena: Loras Fieldhouse
Capacity: 1,200; Year Built: 1923
AD: Chad Walthall
SID: Tom Galbraith

LOUISIANA COL.

Pineville, LA 71360-0001III

Coach: Gene Rushing,
Louisiana Col. 1970

2004-05 RESULTS (10-14)

86	Millsaps †.....	77
67	McNeese St.....	84
89	Howard Payne.....	80
62	Sul Ross St.....	78
123	Concordia-Austin ■.....	99
68	Mary Hardin-Baylor ■.....	67
53	Mississippi Col.....	78
65	McMurry.....	82
61	Hardin-Simmons.....	103
50	Texas Lutheran ■.....	72
95	Schreiner ■.....	84
60	Mississippi Col. ■.....	71
81	LeTourneau ■.....	75
92	East Tex. Baptist ■.....	95
77	Texas-Tyler.....	76
70	Texas-Dallas.....	79
70	Austin ■.....	67
81	Ozarks (Ark.) ■.....	72
87	Austin.....	78
68	Ozarks (Ark.).....	75
79	LeTourneau.....	82
99	East Tex. Baptist.....	104
79	Texas-Tyler.....	96
58	Texas-Dallas ■.....	67

Nickname: Wildcats
Colors: Orange & Blue
Arena: H.O. West
Capacity: 4,000; Year Built: 1968
AD: Tim Whitman
SID: Alex Goodling

LSU

Baton Rouge, LA 70893I

Coach: John Brady, Belhaven 1976

2004-05 RESULTS (20-10)

83	Tulane ■.....	58
83	La.-Lafayette ■.....	69
95	New Orleans ■.....	79
69	West Virginia.....	84
83	Northwestern St. ■.....	74
82	McNeese St. ■.....	79
84	Southern Miss. †.....	88
72	Houston.....	81
67	Florida St. †.....	50
55	Utah.....	69
58	Alabama.....	73
79	South Carolina ■.....	64
113	Ohio St. ■.....	101
66	Arkansas ■.....	63
58	Kentucky.....	89
70	Mississippi ■.....	60
69	Mississippi St. ■.....	62
95	Georgia.....	79
55	Tennessee.....	77
90	Auburn ■.....	69
62	Arkansas.....	65
80	Mississippi St.....	72
77	Florida ■.....	73
61	Alabama ■.....	59
77	Auburn.....	64
58	Mississippi.....	53
81	Vanderbilt ■.....	69
89	Auburn †.....	58
78	Kentucky †.....	79
68	UAB †.....	82

Nickname: Fighting Tigers
Colors: Purple & Gold
Arena: Maravich Assembly Center
Capacity: 14,164; Year Built: 1972
AD: Skip Bertman
SID: Michael Bonnette

LOUISIANA TECH

Ruston, LA 71272

Coach: Keith Richard, La.-Monroe 1982

2004-05 RESULTS (14-15)

63	La.-Lafayette †	84
69	Tulane †	66
67	Auburn	79
54	UAB	66
73	Texas-San Antonio ■	64
75	Jackson St.	61
71	Texas-San Antonio	79
81	McNeese St. ■	63
64	Memphis	55
58	Tulsa	52
57	Rice	78
56	Nevada ■	64
58	Fresno St. ■	60
87	San Jose St.	88
61	Hawaii	59
58	Southern Methodist ■	57
93	Boise St. ■	60
80	UTEP ■	65
79	Fresno St.	72
58	Nevada	76
71	Hawaii ■	70
72	San Jose St. ■	55
70	Southern Methodist	73
85	New Orleans ■	87
69	UTEP	89
75	Boise St.	79
64	Rice ■	78
91	Tulsa ■	82
81	Fresno St. †	84

Nickname: Bulldogs
 Colors: Red & Blue
 Arena: Thomas Assembly Center
 Capacity: 8,000; Year Built: 1982
 AD: Jim M. Oakes
 SID: Scott Boatright

LA.-LAFAYETTE

Lafayette, LA 70506

Coach: Robert Lee, Nicholls St. 1991

2004-05 RESULTS (20-11)

84	Louisiana Tech †	63
69	LSU	83
75	Rice ■	61
78	Georgia St.	85
68	Charlotte	84
79	St. Mary's (Tex.) ■	63
51	Kansas	96
72	North Carolina St.	78
67	Georgia St. ■	50
71	McNeese St.	70
44	Vanderbilt	71
63	Southern Ill. ■	61
66	Denver ■	72
59	South Ala.	56
72	New Orleans	67
89	New Mexico St.	79
67	Florida Int'l ■	50
91	Western Ky.	76
54	Middle Tenn. ■	44
86	North Texas	79
72	Denver	79
67	South Ala. ■	45
80	New Orleans ■	68
91	New Mexico St. ■	49
80	North Texas ■	67
80	Arkansas St.	86
63	Ark.-Little Rock	64
71	Middle Tenn. †	57
80	Florida Int'l †	69
88	Denver †	69
62	Louisville †	68

Nickname: Ragin' Cajuns
 Colors: Vermilion & White
 Arena: Cajundome
 Capacity: 11,550; Year Built: 1985
 AD: Nelson Schexnayder Jr.
 SID: Matt Hebert

LA.-MONROE

Monroe, LA 71209-3000

Coach: Mike Vining, La.-Monroe 1967

2004-05 RESULTS (8-19)

96	Texas Col. ■	66
75	Baylor	61
62	Samford	76
77	Tougaloo ■	61
63	Samford ■	56
82	Centenary (La.)	84
36	Texas A&M	78
58	Mississippi	84
75	Southern-N.O. ■	56
71	Centenary (La.) ■	55
43	Arkansas	85
65	Texas-San Antonio ■	80
64	McNeese St.	65
59	Stephen F. Austin ■	67
67	Texas St. ■	71
76	Texas-Arlington	80
56	Sam Houston St.	74
62	Lamar	78
72	Nicholls St. ■	67
57	Southeastern La. ■	70
71	Northwestern St.	88
52	Texas St.	54
51	Texas-Arlington ■	63
57	Sam Houston St. ■	72
62	Southeastern La.	64
72	Lamar ■	79
70	Stephen F. Austin	61

Nickname: Indians
 Colors: Maroon & Gold
 Arena: Fant-Ewing Coliseum
 Capacity: 8,000; Year Built: 1971
 AD: Bobby Staub
 SID: Tim Lutz

LOUISVILLE

Louisville, KY 40292

Coach: Rick Pitino, Massachusetts 1974

2004-05 RESULTS (33-5)

89	BYU-Hawaii	79
71	Iowa †	76
93	Chaminade †	63
82	Stanford †	67
98	Lafayette ■	57
74	Florida	70
85	N.C. A&T ■	51
58	Kentucky ■	60
80	IUPUI ■	60
77	Austin Peay ■	49
104	Morehead St. ■	40
78	Eastern Ky. ■	63
98	Tennessee St. ■	64
67	Houston	70
86	TCU ■	61
107	Southern Miss.	62
69	Cincinnati	66
92	East Caro. ■	41
85	Tennessee ■	62
99	Marquette ■	52
105	Tulane	69
77	Cincinnati ■	70
77	UAB	73
68	Memphis ■	85
65	South Fla. ■	57
64	Marquette	61
84	St. Louis ■	66
53	Memphis	44
94	Charlotte ■	82
66	DePaul	62
85	TCU †	61
74	UAB †	67
75	Memphis	74
68	La.-Lafayette †	62
76	Georgia Tech †	54
93	Washington †	79
93	West Virginia †	85
57	Illinois †	72

Nickname: Cardinals
 Colors: Red, Black & White
 Arena: Freedom Hall
 Capacity: 18,865; Year Built: 1956
 AD: Thomas M. Jurich
 SID: Kenny Klein

LOYOLA (ILL.)

Chicago, IL 60611

Coach: Jim Whitesell, Luther 1982

2004-05 RESULTS (13-17)

63	Northern Ill. ■	56
62	Bradley	64
74	Benedictine (Ill.) ■	59
64	Western Mich.	68
44	Oral Roberts	48
73	UNI ■	80
51	Western Ill.	65
60	North Carolina	109
67	Illinois St. ■	73
68	Youngstown St.	76
69	Central Mich.	73
70	Cleveland St. ■	55
58	Ill.-Chicago ■	64
56	Wis.-Milwaukee	73
72	Butler ■	77
65	Wright St. ■	51
53	Detroit ■	70
80	Wis.-Green Bay	61
71	Youngstown St. ■	50
59	Detroit	73
51	Butler	79
74	Wright St.	57
67	Wis.-Milwaukee ■	74
80	Wis.-Green Bay ■	64
91	Ill.-Chicago	85
68	Evansville	64
67	Cleveland St.	63
78	Youngstown St. ■	75
87	Ill.-Chicago †	81
76	Wis.-Milwaukee	94

Nickname: Ramblers
 Colors: Maroon & Gold
 Arena: Joseph J. Gentile Center
 Capacity: 5,200; Year Built: 1996
 AD: John Planek
 SID: Bill Behrns

LOYOLA (MD.)

Baltimore, MD 21210

Coach: Jimmy Patsos, Catholic 1989

2004-05 RESULTS (6-22)

58	Virginia Tech	81
86	Navy ■	89
57	Pittsburgh	93
60	Delaware ■	63
83	St. Peter's ■	99
97	Niagara ■	89
55	Mt. St. Mary's ■	69
53	UMBC	58
62	Princeton	75
65	Central Conn. St.	68
70	VMI ■	69
71	Rider ■	75
49	Marist ■	63
70	Canisius ■	68
69	Rider †	89
53	Marist	71
71	Iona	80
66	St. Peter's ■	86
73	Niagara	84
35	Fairfield ■	56
77	Manhattan ■	70
68	Siena	65
73	Iona ■	64
61	Manhattan	77
83	Canisius	92
55	Siena ■	67
59	Fairfield	67
67	Manhattan †	88

Nickname: Greyhounds
 Colors: Green & Grey
 Arena: Reitz Arena
 Capacity: 3,000; Year Built: 1984
 AD: Joseph Boylan
 SID: Thomas Milajceki

LOYOLA MARYMOUNT

Los Angeles, CA 90045-8235

Coach: Steve Aggers, Chadron St. 1971

2004-05 RESULTS (11-17)

83	Monmouth ■	70
83	Northern Colo.	51
72	UC Riverside	79
76	Denver ■	71
73	Long Beach St. ■	57
63	South Ala.	59
93	Washington ■	100
72	San Diego St. ■	68
64	Colgate	54
77	Virginia	79
69	Northern Ariz. †	64
42	Utah St.	87
67	Minnesota	93
68	San Francisco ■	65
65	San Diego ■	68
65	Gonzaga	76
57	Portland	74
57	Santa Clara ■	68
66	St. Mary's (Cal.) ■	83
63	Pepperdine ■	46
70	San Diego	77
50	San Francisco	49
50	Portland	54
58	Gonzaga ■	61
71	St. Mary's (Cal.)	72
70	Santa Clara	78
76	Pepperdine	82
79	Pepperdine †	91

Nickname: Lions
 Colors: Crimson & Navy Blue
 Arena: Albert Gersten Pavilion
 Capacity: 4,156; Year Built: 1982
 AD: William S. Husak
 SID: John Shaffer

LUTHER

Decorah, IA 52101-1045

Coach: Jeff Olinger, Luther 1985

2004-05 RESULTS (8-19)

65	Gust. Adolphus ■	88
69	St. Olaf	75
51	Wartburg	86
87	Waldorf ■	69
89	Hamline	90
49	Northwestern (Minn.)	51
97	Bethany Lutheran ■	83
53	Wis.-Eau Claire	60
43	St. Olaf †	58
79	Central (Iowa) ■	59
60	Loras ■	71
70	Cornell College	67
59	Simpson ■	54
60	Dubuque	81
66	Mt. Mercy	68
57	Coe ■	66
59	Buena Vista	94
77	Dubuque ■	65
66	Cornell College ■	69
57	Loras	64
71	Central (Iowa)	55
54	Buena Vista ■	64
47	Wartburg ■	61
70	Coe	78
54	Simpson	78
79	Loras	74
62	Buena Vista	77

Nickname: Norse
 Colors: Blue & White

Arena: Luther Field House
Capacity: 3,500; Year Built: 1964
AD: Joe Thompson
SID: Dave Blanchard

LYCOMING

Williamsport, PA 17701-5192 ..III

Coach: Don Friday,
Lebanon Valley 1990

2004-05 RESULTS (17-8)

88 Alfred ■	82
75 Geneseo St. ■	64
92 Elizabethtown ■	89
77 Scranton ■	70
58 Drew	32
71 New Jersey City ■	55
76 Susquehanna	59
88 Elmira ■	51
67 Arcadia	50
97 Merchant Marine †	79
66 Randolph-Macon	88
73 Misericordia	79
67 Penn St. Tech ■	65
58 King's (Pa.) ■	70
75 Delaware Valley	66
73 Wilkes	79
45 DeSales	60
83 Drew ■	63
91 FDU-Florham ■	82
75 Scranton	77
87 Delaware Valley ■	83
46 King's (Pa.)	69
76 FDU-Florham	70
68 Wilkes ■	67
57 DeSales ■	81

Nickname: Warriors
Colors: Blue & Gold
Arena: Lamade Gymnasium
Capacity: 2,300; Year Built: 1979
AD: Frank L. Girardi
SID: Robb Dietrich

LYNCHBURG

Lynchburg, VA 24501-3199 ..III

Coach: John Swickrath, Denison 2001

2004-05 RESULTS (11-15)

60 N.C. Wesleyan †	69
79 Chowan	64
91 Averett ■	86
57 Trinity (Conn.) ■	74
59 Emory ■	73
63 Randolph-Macon	74
85 Guilford ■	81
64 Hampden-Sydney ■	52
74 Emory & Henry	59
57 Averett	73
63 Va. Wesleyan	84
68 East. Mennonite ■	74
62 Bridgewater (Va.)	60
65 Southern Va. ■	55
71 Wash. & Lee ■	48
62 Roanoke ■	76
85 Guilford	82
58 Randolph-Macon ■	69
63 East. Mennonite	76
58 Bridgewater (Va.) ■	64
53 Roanoke	55
81 Wash. & Lee	72
59 Va. Wesleyan ■	66
103 Emory & Henry ■	87
55 Hampden-Sydney	67
75 Randolph-Macon †	81

Nickname: Hornets
Colors: Grey & Crimson
Arena: Turner Gym
Capacity: 2,400; Year Built: 1970
AD: Jack M. Toms
SID: Mike Carpenter

LYNN

Boca Raton, FL 33431II

Coach: Scott McMillin, Buffalo 1998

2004-05 RESULTS (29-6)

96 P.R.-Mayaguez ■	50
85 Shaw ■	75
79 P.R.-Cayey ■	35
90 Western St. †	60
64 Mesa St.	56
87 Florida Tech	36
87 Fla. Gulf Coast ■	82
72 Fayetteville St. ■	75
91 P.R.-Rio Piedras ■	62
72 Lake Superior St. ■	71
72 Alderson-Broadddus ■	52
69 Fla. Southern ■	55
61 Eckerd	62
65 Fla. Gulf Coast	67
66 Rollins ■	62
77 Nova Southeastern	68
74 St. Leo	64
74 Barry ■	79
81 Tampa	63
84 Florida Tech ■	56
75 Eckerd ■	66
65 Fla. Southern	66
64 Rollins	55
80 Nova Southeastern ■	60
82 St. Leo ■	61
69 Barry	64
86 Tampa ■	56
83 Florida Tech †	65
61 St. Leo †	57
63 Eckerd †	50
89 Lane †	61
73 Central Ark. †	69
67 Montevallo	54
75 Findlay †	66
61 Virginia Union †	76

Nickname: Fighting Knights
Colors: Royal Blue & White
Arena: De Hoernle Center
Capacity: 1,500; Year Built: 1993
AD: John McCarthy
SID: Sara Quatrocky

MACALESTER

St. Paul, MN 55105III

Coach: Curt Kietzer,
St. Thomas (Minn.) 1988

2004-05 RESULTS (11-15)

80 Wartburg	88
74 Grand View †	70
68 Northwestern (Minn.)	70
73 Wis.-River Falls	81
76 Bethel (Minn.)	101
42 St. Thomas (Minn.)	69
78 St. Mary's (Minn.) ■	58
75 St. Olaf ■	61
40 Wis.-Stout	73
68 Concordia-M'head	77
76 Hamline ■	57
73 Carleton	77
66 St. John's (Minn.) ■	45
70 Gust. Adolphus	78
87 Augsburg	73
78 Bethel (Minn.) ■	73
64 St. Thomas (Minn.) ■	69
80 St. Mary's (Minn.)	56
73 St. Olaf	70
68 Concordia-M'head ■	76
87 Hamline	73
72 Carleton	74
51 St. John's (Minn.)	68
60 Gust. Adolphus ■	72
88 Augsburg ■	82
77 Carleton	81

Nickname: Scots
Colors: Orange & Blue

Arena: Macalester Gymnasium
Capacity: 600; Year Built: 1933
AD: Travis Feezell
SID: Andy Johnson

MacMURRAY

Jacksonville, IL 62650-2590III

Coach: Darrin DeNeve, Illinois St. 1993

2004-05 RESULTS (9-16)

83 Wheaton (Ill.)	117
89 Kalamazoo †	105
108 Monmouth (Ill.) ■	104
99 Cornell College	116
121 Robert Morris-Chi. ■	110
88 Millikin ■	110
69 Knox	100
129 Lincoln Chrst.	98
89 Illinois Col. ■	98
92 Central (Iowa)	119
93 Fontbonne	98
79 Principia	81
89 Webster	110
100 Greenville ■	88
98 Maryville (Mo.) ■	82
112 Westminster (Mo.)	109
84 Blackburn ■	85
129 St. Louis Pharmacy	92
113 Fontbonne ■	123
107 Principia	97
78 Webster ■	77
107 Greenville	136
86 Maryville (Mo.)	103
91 Westminster (Mo.) ■	114
85 Blackburn	98

Nickname: Highlanders
Colors: Scarlet & Navy
Arena: Bill Wall Gymnasium
Capacity: 1,500; Year Built: 1975
AD: Kevin Haslam
SID: Shelley Whitaker

MAINE

Orono, ME 04469-5747I

Coach: Ted Woodward, Bucknell 1986

2004-05 RESULTS (14-15)

58 Boston College	72
67 Bethune-Cookman ■	68
47 Rhode Island	44
58 Dartmouth	52
79 Harvard	66
62 UMBC	51
63 Morgan St.	71
74 Providence	104
67 IPFW	64
90 Me.-Farmington ■	53
73 Stony Brook ■	60
52 Binghamton	65
66 Vermont	67
70 New Hampshire	65
49 Albany (N.Y.) ■	58
67 Hartford	73
67 Northeastern ■	60
57 UMBC ■	71
76 Stony Brook	63
43 Boston U. ■	52
60 Binghamton ■	67
76 New Hampshire ■	70
54 Albany (N.Y.)	67
51 Northeastern	82
61 Hartford ■	58
50 Boston U.	66
87 Vermont	66
47 Boston U. †	45
73 Northeastern †	86

Nickname: Black Bears
Colors: Blue & White
Arena: Alford Arena
Capacity: 5,712; Year Built: 1977
AD: Blake James
SID: Laura Reed

MAINE MARITIME

Castine, ME 04420III

Coach: Chris Murphy, Maine 1973

2004-05 RESULTS (3-19)

61 Western Conn. St. †	88
83 Wentworth Inst. †	77
61 Unity ■	52
68 Mount Ida ■	71
40 Lasell ■	61
64 Me.-Presque Isle ■	75
46 Johnson St.	66
81 Castleton St.	85
69 Husson ■	81
66 Me.-Presque Isle	69
66 Thomas	83
52 Husson	74
44 Me.-Farmington	47
69 St. Joseph's (Me.) ■	80
83 Thomas ■	85
46 Lasell	69
54 Bowdoin	80
49 Me.-Farmington ■	62
72 St. Joseph's (Me.)	80
68 Colby	97
89 Becker ■	54
61 Elms ■	79

Nickname: Mariners
Colors: Royal Blue & Gold
Arena: Margaret Chase Smith Gym
Capacity: 1,000; Year Built: 1965
AD: James Dyer
SID: Katrina Dagan

ME.-FARMINGTON

Farmington, ME 04938III

Coach: Dick Meader,
Me.-Farmington 1968

2004-05 RESULTS (15-10)

69 Me.-Presque Isle ■	38
86 Palm Beach Atl. ■	75
93 St. Joseph's (Me.)	66
33 Davidson	103
91 Thomas	83
71 Colby ■	73
66 Bates	65
86 New England ■	64
53 Maine	90
71 Bowdoin ■	80
62 Elms	53
95 Becker	59
73 Plymouth St.	99
87 St. Joseph's (Me.) ■	68
45 Husson ■	66
85 Mount Ida	77
47 Maine Maritime ■	44
69 Husson	71
87 Thomas	79
62 Maine Maritime	49
63 Lasell ■	75
56 Lasell	72
76 Castleton St. ■	69
90 Johnson St. ■	47
78 Husson	91

Nickname: Beavers
Colors: Maroon & White
Arena: Dearborn Gymnasium
Capacity: 600; Year Built: 1963
AD: Julie Davis
SID: Gina DiCrocco

MANCHESTER

North Manchester, IN 46962III

Coach: Brad Nadborne, DePauw 1981

2004-05 RESULTS (14-12)

105 Ind.-Northwest ■	83
80 Earlham ■	63
63 Wis.-Eau Claire	77

67	Kalamazoo	66
68	Alma	71
64	Albion	71
99	Tri-State	77
70	Indiana Tech	95
78	Thomas More	56
77	Waynesburg	58
76	Indiana Tech	83
60	Mt. St. Joseph	67
63	Bluffton	61
75	Defiance	63
50	Hanover	54
64	Franklin	73
58	Transylvania	57
64	Anderson (Ind.)	83
77	Mt. St. Joseph	72
78	Defiance	71
49	Hanover	77
61	Franklin	65
82	Transylvania	80
73	Anderson (Ind.)	69
83	Bluffton	81
70	Bluffton	77

Nickname: Spartans
 Colors: Black & Gold
 Arena: Stauffer Wolfe Arena
 Capacity: 1,700; Year Built: 1983
 AD: Tom Jarman
 SID: Doug Shoemaker

MANHATTAN

Riverdale, NY 10471

Coach: Bobby Gonzalez,
 Buffalo St. 1986

2004-05 RESULTS (15-14)

73	South Dakota St.	69
67	Rhode Island	58
76	Fordham	60
73	Fairfield	81
60	North Carolina St.	76
85	Siena	70
75	Arizona	105
78	Wis.-Milwaukee	88
64	Wichita St.	59
89	North Dakota St.	47
62	Marist	71
78	Niagara	72
67	Iona	69
92	St. Peter's	82
86	Canisius	77
73	Niagara	75
46	Rider	75
69	Fairfield	61
66	Siena	68
53	Iona	55
70	Loyola (Md.)	77
90	Rider	73
86	Marist	54
77	Loyola (Md.)	61
66	George Mason	78
85	Canisius	62
64	St. Peter's	85
88	Loyola (Md.)	67
60	Fairfield	62

Nickname: Jaspers
 Colors: Kelly Green & White
 Arena: Draddy Gymnasium
 Capacity: 2,500; Year Built: 1979
 AD: Robert J. Byrnes
 SID: Michael Antonaccio

MANHATTANVILLE

Purchase, NY 10577

Coach: Dean Meminger,
 Marquette 1970

2004-05 RESULTS (16-12)

71	Wm. Paterson	80
87	Hunter	60
71	Vassar	69
72	Union (N.Y.)	69

62	Yeshiva	51
68	Old Westbury	78
68	Farmingdale	88
47	New York U.	95
101	Mt. St. Vincent	90
62	Kean	74
69	Staten Island	63
63	New Paltz St.	69
95	Centenary (N.J.)	74
56	Stevens Institute	61
91	Nichols	80
68	John Jay	49
82	St. Joseph's (L.I.)	74
58	Yeshiva	64
61	Merchant Marine	77
70	Centenary (N.J.)	58
78	Mt. St. Mary (N.Y.)	89
87	Mt. St. Mary (N.Y.)	81
55	Stevens Institute	53
78	Mt. St. Vincent	67
59	Maritime (N.Y.)	48
65	Stevens Institute	64
75	Farmingdale	76
78	Richard Stockton	79

Nickname: Valiants
 Colors: Red & White
 Arena: Kennedy Gymnasium
 Capacity: 700; Year Built: 1947
 AD: Keith Levinthal
 SID: Michael LaPlaca

MANSFIELD

Mansfield, PA 16933

Coach: Vince Alexander,
 Okla. Baptist 1989

2004-05 RESULTS (18-11)

79	Houghton	48
100	Columbia Union	61
76	Pitt.-Johnstown	87
72	Bowie St.	86
70	Edinboro	82
89	Slippery Rock	60
74	Houghton	53
79	California (Pa.)	89
68	Shippensburg	79
97	West Virginia St.	103
116	Wilmington (Del.)	78
70	Indiana (Pa.)	104
82	Lock Haven	61
88	Ithaca	69
69	Clarion	79
68	Millersville	85
53	West Chester	50
104	Bloomsburg	65
76	Kutztown	75
97	East Stroudsburg	87
97	Cheyney	82
85	Millersville	72
88	West Chester	101
89	Bloomsburg	88
101	Kutztown	86
77	East Stroudsburg	67
102	Cheyney	91
95	Kutztown	90
94	Edinboro	101

Nickname: Mountaineers
 Colors: Red & Black
 Arena: Decker Gymnasium
 Capacity: 2,500; Year Built: 1970
 AD: Roger N. Maisner
 SID: Steve McCloskey

MARANATHA BAPTIST

Watertown, WI 53094-0000

Coach: Rob Cronin, Maranatha Baptist

2004-05 RESULTS (5-20)

70	Beloit	81
59	Ripon	89
90	Emmaus	57
74	Concordia (Wis.)	98

86	Emmaus	58
91	Grace Bible (Mich.)	94
91	Moody Bible	67
77	Edgewood	99
84	Viterbo	99
69	Wis. Lutheran	87
73	Milwaukee Engr.	83
94	Lincoln Chrst.	64
82	Moody Bible	91
70	Lakeland	77
55	Marian (Wis.)	67
62	Concordia (Wis.)	101
55	Edgewood	78
61	Wis. Lutheran	73
51	Milwaukee Engr.	66
70	Northland Bapt.	83
58	Lakeland	79
68	Marian (Wis.)	71
65	Concordia (Wis.)	69
87	Lincoln Chrst.	78
81	Grace Bible (Mich.)	102

Nickname: Crusaders
 Colors: Navy Blue & Gold
 Arena: Willis Denny Gym
 Capacity: 1,000
 AD: Terry Price
 SID: Greg Wright

MARIAN (WIS.)

Fond Du Lac, WI 54935-4699

Coach: Mark Boyle,
 Wis.-Eau Claire 1978

2004-05 RESULTS (9-17)

48	Ripon	74
59	Beloit	62
43	Wis.-Oshkosh	51
66	Carroll (Wis.)	93
75	Northland Bapt.	50
67	Lakeland	59
56	Concordia (Ill.)	55
73	Concordia (Wis.)	81
46	Elmhurst	85
65	Buffalo St.	80
64	Palm Beach Atl.	71
65	Goucher	88
57	Wis.-Stevens Point	82
69	Clarke	87
65	Edgewood	53
75	Wis. Lutheran	77
72	Milwaukee Engr.	64
67	Maranatha Baptist	55
60	Lakeland	61
78	Dominican (Ill.)	72
61	Concordia (Wis.)	67
63	Edgewood	71
81	Wis. Lutheran	88
65	Milwaukee Engr.	58
71	Maranatha Baptist	68
59	Lakeland	72

Nickname: Sabres
 Colors: Blue, White & Scarlet
 Arena: Sadoff Gym
 Capacity: 1,000; Year Built: 1982
 AD: Doug Hammonds
 SID: Chris Zills

MARIETTA

Marietta, OH 45750

Coach: Doug Foote, Morehead St. 1983

2004-05 RESULTS (3-22)

87	North Central (Ill.)	129
78	Columbia (Mo.)	126
98	Bethany (W.V.)	109
133	Kenyon	100
102	Denison	121
120	Heidelberg	136
100	Capital	127
97	Ohio Northern	129
78	Wilmington (Ohio)	88

103	Waynesburg	112
104	Thomas More	98
87	Muskingum	117
96	John Carroll	116
96	Mount Union	112
96	Baldwin-Wallace	107
108	Otterbein	123
101	John Carroll	111
88	Mount Union	107
110	Baldwin-Wallace	131
106	Otterbein	118
97	Heidelberg	92
104	Muskingum	109
98	Ohio Northern	107
82	Capital	99
92	Wilmington (Ohio)	97

Nickname: Pioneers
 Colors: Navy Blue & White
 Arena: Ban Johnson Gymnasium
 Capacity: 1,457; Year Built: 1929
 AD: Debora Lazorik
 SID: Dan May

MARIST

Poughkeepsie, NY 12601-1387

Coach: Matt Brady, Siena 1987

2004-05 RESULTS (11-17)

72	Cornell	67
66	Birmingham-So.	67
74	St. Bonaventure	58
70	Vermont	90
52	Holy Cross	79
75	Rider	76
82	St. Peter's	76
83	Lafayette	79
66	St. John's (N.Y.)	74
73	Notre Dame	88
67	Liberty	69
77	Siena	66
71	Manhattan	62
63	Loyola (Md.)	49
88	Niagara	87
74	Fairfield	72
71	Loyola (Md.)	53
85	Iona	96
57	St. Peter's	71
68	Niagara	79
61	Canisius	71
60	Fairfield	61
54	Manhattan	86
61	Siena	55
88	Iona	92
62	Rider	67
81	Canisius	85
60	Canisius	62

Nickname: Red Foxes
 Colors: Red & White
 Arena: McCann Recreation Center
 Capacity: 3,750; Year Built: 1977
 AD: Timothy S. Murray
 SID: Chris O'Connor

MARITIME (N.Y.)

Throggs Neck, NY 10465

Coach: Thomas Spina,
 Maritime (N.Y.) 1994

2004-05 RESULTS (3-23)

54	Va. Wesleyan	95
56	Bluffton	76
69	CCNY	74
69	Brooklyn	82
77	Old Westbury	89
69	Lehman	89
59	Army	75
72	Farmingdale	75
89	Centenary (N.J.)	78
64	Baruch	70
70	Briarcliffe	52

78 St. Joseph's (L.I.)80
 38 Merchant Marine ■61
 55 Mt. St. Mary (N.Y.)74
 60 Bard ■80
 45 Farmingdale72
 36 Old Westbury ■65
 79 Mt. St. Vincent ■91
 54 Stevens Institute ■68
 48 Merchant Marine73
 53 FDU-Florham61
 51 Yeshiva ■67
 56 Medgar Evers55
 48 Manhattanville59
 45 St. Joseph's (L.I.) ■53
 48 Yeshiva54

Nickname: Privateers
 Colors: Cardinal, Navy & White
 Arena: Riesenber Hall
 Capacity: 800; Year Built: 1964
 AD: William E. Martinov, Jr.
 SID: Joseph DeBenedictis

MARQUETTE

Milwaukee, WI 53233I

Coach: Tom Crean, Central Mich. 1989

2004-05 RESULTS (19-12)

75 Western Caro. ■64
 60 Illinois St. ■32
 69 Air Force ■65
 84 Sam Houston St. ■71
 66 Kent St. ■61
 95 Oakland87
 66 Delaware St. ■60
 76 South Dakota St. ■60
 63 Wisconsin ■54
 43 Arizona48
 81 Nebraska ■62
 65 Coppin St. ■52
 91 IPFW ■57
 82 Tulane68
 68 Memphis78
 66 South Fla. ■64
 72 DePaul85
 66 Charlotte ■76
 52 Louisville99
 55 St. Louis51
 63 UAB ■86
 81 Southern Miss. ■72
 62 TCU63
 71 East Caro.69
 61 Louisville ■64
 67 DePaul ■57
 68 Cincinnati80
 76 Houston55
 39 St. Louis ■51
 57 TCU ↑60
 40 Western Mich. ■54

Nickname: Golden Eagles
 Colors: Blue & Gold
 Arena: Bradley Center
 Capacity: 19,150; Year Built: 1988
 AD: William L. Cords
 SID: Mike Broeker

MARS HILL

Mars Hill, NC 28754II

Coach: Terry Rogers, Gardner-Webb

2004-05 RESULTS (12-18)

79 S.C. Upstate ■76
 70 Anderson (S.C.)78
 68 Ky. Wesleyan81
 69 Armstrong Atlantic72
 76 Anderson (S.C.) ■52
 88 Lees-McRae89
 95 North Greenville70
 84 Armstrong Atlantic ■67
 80 Winston-Salem ■83
 80 Slippery Rock ↑67
 91 West Liberty St. ↑99

58 Northwest Mo. St. ↑78
 47 Southwest Minn. St. ↑51
 68 Lees-McRae ■56
 82 Presbyterian ■65
 88 North Greenville ■69
 80 Tusculum79
 65 Lenoir-Rhyne71
 60 Catawba ■77
 73 Wingate76
 57 Carson-Newman ■65
 57 Newberry64
 56 Presbyterian79
 94 Tusculum ■73
 64 Lenoir-Rhyne ■67
 92 Catawba97
 76 Wingate ■59
 77 Carson-Newman87
 84 Newberry ■66
 54 Presbyterian58

Nickname: Lions
 Colors: Royal Blue & Gold
 Arena: Stanford Arena
 Capacity: 2,300; Year Built: 1969
 AD: David Riggins
 SID: Rick Baker

MARSHALL

Huntington, WV 25755I

Coach: Ron Jirsa, Gettysburg 1981

2004-05 RESULTS (6-22)

57 UNC Wilmington58
 80 East Tenn. St. ■76
 69 Oregon ↑89
 88 Eastern Mich.90
 78 UAB ■81
 67 Illinois St.79
 54 Western Ky.70
 74 High Point ■73
 46 Xavier69
 83 Central Mich. ■88
 64 Bowling Green ■69
 68 Ohio77
 59 West Virginia ↑55
 74 Toledo ■83
 55 Akron ■65
 66 Kent St.75
 65 Buffalo78
 63 Kent St. ■70
 66 Northern Ill.77
 90 Ball St.81
 81 Eastern Mich. ■75
 70 Western Mich.90
 51 Miami (Ohio)59
 55 Buffalo ■68
 62 Ohio ■83
 64 Akron71
 54 Miami (Ohio) ■47
 66 Ohio72

Nickname: Thundering Herd
 Colors: Green & White
 Arena: Henderson Center
 Capacity: 9,043; Year Built: 1981
 AD: Bob Marcum
 SID: Andy Boggs

MARTIN LUTHER

New Ulm, MN 56073-3965III

Coach: James Unke, Martin Luther 1983

2004-05 RESULTS (5-19)

63 Bethel (Minn.)101
 52 Lakeland ↑67
 84 Hamline ■66
 55 St. Olaf ■79
 85 Grinnell127
 74 North Cent. (Minn.) ■86
 51 Viterbo84
 63 Northwestern (Minn.)91
 65 Crown79
 71 Northland ■64

78 St. Scholastica ■77
 52 Mt. Marty73
 68 Presentation ■82
 73 Minn.-Morris ■78
 69 Bethany Lutheran ■54
 63 St. Scholastica80
 57 Northland62
 83 North Cent. (Minn.)91
 79 Crown ■88
 79 Northwestern (Minn.) ■81
 72 Dordt ■95
 73 Minn.-Morris93
 59 Presentation78
 70 Bethany Lutheran59

Nickname: Knights
 Colors: Black, Red & White
 Arena: Luther Student Center
 Capacity: 1,500; Year Built: 1967
 AD: James M. Unke
 SID: Dan Lewig

MARY HARDIN-BAYLOR

Belton, TX 76513III

Coach: Ken DeWeese,
 Louisiana Col. 1969

2004-05 RESULTS (17-9)

72 Texas-Dallas ↑58
 69 Austin54
 57 Austin53
 89 Ozarks (Ark.) ■76
 56 Mississippi Col.66
 67 Louisiana Col.68
 70 Texas-Dallas ■68
 95 Texas-Tyler ■98
 76 Southwestern (Tex.) ■77
 100 Concordia-Austin62
 80 LeTourneau67
 63 East Tex. Baptist51
 45 Texas Lutheran48
 74 Schreiner60
 87 Concordia-Austin ■83
 76 McMurry ■63
 82 Hardin-Simmons ■77
 80 Howard Payne90
 73 Sul Ross St.85
 100 Howard Payne ■79
 71 Sul Ross St. ■86
 53 Texas Lutheran ■50
 78 Schreiner ■68
 78 McMurry70
 61 Hardin-Simmons56
 45 Mississippi Col.60

Nickname: Crusaders
 Colors: Purple, Gold & White
 Arena: Mabee Gym
 Capacity: 1,000; Year Built: 1957
 AD: Ben Shipp
 SID: Jon Wallin

MARY WASHINGTON

Fredericksburg, VA
 22401-5358III

Coach: Rod Wood,
 Randolph-Macon 1985

2004-05 RESULTS (17-9)

57 Baldwin-Wallace ↑64
 70 FDU-Florham ↑58
 73 Gallaudet ■70
 56 Catholic63
 79 St. Mary's (Md.) ■58
 87 Villa Julie ■69
 91 N.C. Wesleyan84
 56 Shenandoah69
 69 Virgin Islands55
 65 Salem St. ↑82
 72 Virgin Islands61
 64 Greensboro ↑63
 77 Villa Julie69

76 Lancaster Bible ■68
 63 Salisbury81
 75 Goucher ■63
 79 York (Pa.) ■78
 73 Marymount (Va.)60
 72 St. Mary's (Md.)57
 46 Catholic ■50
 61 Gallaudet58
 78 Goucher90
 81 Salisbury ■65
 61 Marymount (Va.) ■60
 68 York (Pa.)78
 57 Marymount (Va.) ■58

Nickname: Eagles
 Colors: Navy, Gray & White
 Arena: Goolrick Gymnasium
 Capacity: 600; Year Built: 1967
 AD: Edward H. Hegmann
 SID: Clint Ofien

MARYLAND

College Park, MD 20742I

Coach: Gary Williams, Maryland 1968

2004-05 RESULTS (19-13)

93 Jackson St. ■57
 93 Mercer ■67
 84 Memphis ↑61
 64 Wisconsin69
 78 George Mason ↑54
 92 George Washington ↑101
 96 UNC Asheville ■72
 90 Florida St. ■88
 82 American ■61
 112 Liberty ■68
 85 Mt. St. Mary's ■53
 75 North Carolina109
 66 Wake Forest81
 80 Temple ■69
 82 Virginia ■68
 69 North Carolina St. ■85
 75 Duke66
 79 Georgia Tech ■71
 73 Clemson88
 73 Miami (Fla.)75
 86 Virginia Tech ■71
 99 Duke ■92
 63 North Carolina St.82
 92 Virginia89
 93 Clemson ■97
 83 North Carolina ■85
 76 Virginia Tech86
 72 Clemson ↑84
 85 Oral Roberts ■72
 78 Davidson ■63
 85 TCU ■73
 67 South Carolina ↑75

Nickname: Terrapins, Terps
 Colors: Red, White, Black & Gold
 Arena: Comcast Center
 Capacity: 17,950; Year Built: 2002
 AD: Deborah A. Yow
 SID: Mark Fratto

UMBC

Baltimore, MD 21250-0000I

Coach: Randy Monroe, Cheyney 1987

2004-05 RESULTS (11-18)

67 Navy ■61
 41 Villanova66
 70 James Madison82
 62 Md.-East. Shore69
 63 Towson ■61
 51 Maine ■62
 69 Duquesne76
 84 Villa Julie ■58
 58 Loyola (Md.) ■53
 68 Delaware56
 41 New Hampshire ■60

74	Stony Brook ■	67
54	Harford	80
51	Boston U.	67
66	Northeastern	77
67	Albany (N.Y.) ■	62
61	Binghamton ■	59
71	Maine	57
64	New Hampshire	73
70	Vermont ■	80
40	Stony Brook	42
51	Boston U. ■	61
55	Northeastern ■	85
51	Binghamton	61
62	Albany (N.Y.)	76
61	Vermont	66
68	Harford ■	58
78	New Hampshire †	73
61	Vermont †	76

Nickname: Retrievers
 Colors: Black, Gold & Red
 Arena: RAC Arena
 Capacity: 4,024; Year Built: 1974
 AD: Charles R. Brown
 SID: Steve Levy

MD.-EAST. SHORE

Princess Anne, MD 21853-1299 I

Coach: Lawrence Lesett Jr.,
 Cal St. Northridge 1983

2004-05 RESULTS (2-26)

42	Fresno St.	83
50	Virginia Tech	102
69	UMBC ■	62
55	Delaware St. ■	65
68	Howard ■	88
45	Morehead St. ■	62
66	Nicholls St.	100
53	TCU	93
73	Baylor	97
44	Portland St.	89
68	Florida A&M	93
58	Bethune-Cookman	61
38	Brown ■	87
54	Hampton	80
56	Norfolk St.	74
60	Morgan St. ■	80
55	Coppin St. ■	78
59	N.C. A&T	74
36	South Carolina St. ■	67
45	Delaware St.	71
88	Howard	74
57	Florida A&M ■	70
58	Bethune-Cookman ■	68
52	Norfolk St. ■	68
55	Hampton ■	70
53	Coppin St.	100
68	Morgan St.	94
56	Morgan St. †	77

Nickname: Fighting Hawks
 Colors: Maroon & Gray
 Arena: Hytche Athletic Center
 Capacity: 5,500; Year Built: 1998
 AD: Nelson Townsend
 SID: G. Stan Bradley

MARYMOUNT (VA.)

Arlington, VA 22207-4299III

Coach: Scott McClary, Muhlenberg

2004-05 RESULTS (10-16)

58	Western New Eng. †	54
78	Muhlenberg	71
55	Messiah	60
72	St. Mary's (Md.)	81
57	Catholic ■	53
67	Gallaudet	58
66	Neumann	65
72	Farmingdale †	78
72	Me.-Fort Kent †	54

79	Washington (Md.) †	81
70	Piedmont †	84
71	York (Pa.) ■	81
63	TCNJ	71
67	Salisbury ■	69
62	Goucher	69
60	Mary Washington ■	73
77	Catholic	72
87	St. Mary's (Md.) ■	97
56	York (Pa.)	80
62	Salisbury	58
97	Gallaudet ■	89
60	Lincoln (Pa.) ■	84
60	Mary Washington	61
53	Goucher ■	72
58	Mary Washington	57
69	Catholic	74

Nickname: Saints
 Colors: Royal Blue & White
 Arena: Verizon Sports Arena
 Capacity: 1,000; Year Built: 1999
 AD: William Finney
 SID: Judy Finney

MARYVILLE (MO.)

St. Louis, MO 63141-7299III

Coach: Matt Rogers, Coe 1997

2004-05 RESULTS (10-16)

62	Transylvania †	64
66	Hanover	81
74	Kennesaw St. †	91
62	Rhodes	67
98	Hendrix †	89
72	McKendree	83
75	DePauw	76
96	St. Louis Pharmacy ■	65
47	Columbia (Mo.)	75
86	Monmouth (Ill.) ■	53
52	Washington-St. Louis	80
84	Greenville ■	69
99	Fontbonne ■	68
93	Westminster (Mo.)	89
75	Blackburn ■	69
82	MacMurray	98
68	Principia	65
73	Webster ■	77
69	Greenville	75
83	Fontbonne	72
72	Westminster (Mo.) ■	74
76	Blackburn	79
103	MacMurray ■	86
63	Principia ■	73
76	Webster	81
68	Blackburn ■	71

Nickname: Saints
 Colors: Red & White
 Arena: Moloney Arena
 Capacity: 3,000; Year Built: 1980
 AD: Linda Anerson
 SID: Nicole Heasley

MARYVILLE (TENN.)

Maryville, TN 37804-5907III

Coach: Randy Lambert,
 Maryville (Tenn.) 1976

2004-05 RESULTS (22-7)

77	Oglethorpe	71
77	Emory †	81
58	Centre ■	60
102	Rust ■	67
94	Greensboro ■	68
90	Emory ■	75
98	Averett ■	76
99	Thomas More	62
77	Transylvania	79
96	Tenn. Wesleyan ■	65
72	Wilmington (Ohio)	80
83	Sewanee ■	70
58	Huntingdon	51

86	LaGrange	72
81	Fisk ■	68
103	Piedmont ■	93
68	King (Tenn.)	74
86	Fisk	80
79	Piedmont	70
70	Oglethorpe ■	65
102	Thomas More ■	65
85	Carson-Newman	92
81	Huntingdon ■	59
111	LaGrange ■	81
98	Rust	78
62	Huntingdon †	60
70	Fisk	65
69	Methodist ■	54
62	Mississippi Col. ■	68

Nickname: Scots
 Colors: Orange & Garnet
 Arena: Boydson Baird Gymnasium
 Capacity: 2,000; Year Built: 1971
 AD: Randall D. Lambert
 SID: Eric S. Etchison

MARYWOOD

Scranton, PA 18509-1598III

Coach: Eric Grundman, Empire St. 1990

2004-05 RESULTS (11-15)

78	Briar Cliff †	61
84	Baptist Bible (Pa.) †	79
75	Susquehanna ■	76
66	Misericordia ■	77
61	Gwynedd-Mercy	83
68	Cabrini ■	69
74	Wilkes	77
70	Wesley ■	68
77	King's (Pa.)	96
73	Alvernia	100
69	Catholic	87
84	Wis. Lutheran †	103
73	Hood	85
64	Acadia ■	60
73	Neumann	70
49	Eastern	53
68	Wesley	85
85	Gwynedd-Mercy ■	88
83	Misericordia	68
79	Briar Cliff ■	67
65	Acadia	75
67	Alvernia ■	63
72	Eastern	71
73	Neumann ■	64
72	Cabrini	57
54	Misericordia	70

Nickname: Pacers
 Colors: Forest Green & White
 Arena: Health & Physical Education Center
 Capacity: 1,000; Year Built: 1953
 AD: Mary Jo Gunning
 SID: Andrew Smith

MASSACHUSETTS

Amherst, MA 01003I

Coach: Steve Lappas, CCNY 1977

2004-05 RESULTS (16-12)

64	Birmingham-So. ■	60
70	Yale ■	56
68	Northeastern ■	84
57	Gonzaga †	68
61	Connecticut ■	59
53	Miami (Fla.)	80
70	Davidson ■	67
73	Rider ■	63
67	Boston U. ■	65
48	Boston College ■	67
49	Temple ■	61
90	Xavier ■	86
52	St. Joseph's	59
76	George Washington	74

76	Fordham ■	63
54	St. Joseph's ■	73
82	St. Bonaventure	78
63	Richmond	67
74	St. Bonaventure ■	58
49	Rhode Island	44
56	Fordham	63
78	Florida St. ■	68
69	La Salle	66
70	Rhode Island ■	64
48	Temple	61
52	Dayton	53
69	Duquesne ■	64
64	La Salle †	70

Nickname: Minutemen
 Colors: Maroon & White
 Arena: Mullins Center
 Capacity: 9,493; Year Built: 1993
 AD: John F. McCutcheon
 SID: Matt Bourque

MASS.-DARTMOUTH

North Dartmouth,
 MA 02747-2300III

Coach: Brian Baptiste,
 American Int'l 1976

2004-05 RESULTS (13-14)

64	Endicott ■	76
87	Roger Williams ■	84
93	Worcester St. ■	69
62	Bridgewater St.	59
69	Keene St.	77
62	Brandeis	91
84	Plymouth St. ■	85
71	Johnson & Wales	63
53	Clayton St.	81
77	Edward Waters †	76
75	Western Conn. St. ■	73
67	Eastern Conn. St.	68
59	Southern Me.	78
73	Rhode Island Col.	71
78	Keene St. ■	95
96	Mass.-Boston ■	79
75	Lasell ■	74
76	Plymouth St.	86
71	Salem St. ■	77
66	Tufts ■	78
71	Western Conn. St.	89
61	Rhode Island Col. ■	83
83	Eastern Conn. St. ■	74
85	Mass.-Boston	77
95	Southern Me. ■	61
89	Keene St.	82
89	Western Conn. St.	94

Nickname: Corsairs
 Colors: Blue, White & Gold
 Arena: Tripp Athletic Center
 Capacity: 3,000; Year Built: 1972
 AD: Robert W. Mullen
 SID: William Gathright

MIT

Cambridge, MA 02139III

Coach: Larry Anderson, Rust 1987

2004-05 RESULTS (10-14)

66	Roger Williams †	62
74	Endicott †	69
47	Connecticut Col.	43
68	Suffolk	69
51	Tufts ■	54
69	Gordon ■	59
80	Polytechnic (N.Y.)	48
65	Emmanuel (Mass.)	68
70	Coast Guard	52
64	Wheaton (Mass.) ■	74
69	WPI ■	73
62	Rhode Island Col.	62
80	Babson	85

68 Clark (Mass.)	58
66 Emerson ■	58
71 Wheaton (Mass.)	62
62 Coast Guard ■	67
59 Springfield	76
79 Newbury ■	52
63 WPI	71
66 Clark (Mass.) ■	70
58 Babson ■	70
65 Springfield ■	73
56 Wheaton (Mass.)	61

Nickname: Engineers
 Colors: Cardinal Red & Silver Gray
 Arena: Rockwell Cage
 Capacity: 600; Year Built: 1959
 AD: Candace L. Royer
 SID: James Kramer

MASS. LIBERAL ARTS

North Adams,
 MA 01247-4100III

Coach: Devin Gotham, Nazareth 1996

2004-05 RESULTS (7-17)

102 Clarkson †	96
67 Potsdam St.	89
51 Hartwick ■	55
59 Norwich ■	76
68 Williams	93
87 St. Joseph (Vt.)	71
84 Eastern Nazarene	68
51 Framingham St. ■	69
78 Elms	77
74 Newbury	69
47 Bridgewater St.	84
72 Worcester St.	86
61 Salem St. ■	85
84 Fitchburg St. ■	94
64 Westfield St. ■	69
61 Framingham St.	68
71 Bard	73
74 Green Mountain ■	61
49 Bridgewater St. ■	66
84 Becker ■	61
52 Worcester St. ■	71
42 Salem St.	75
51 Fitchburg St.	73
66 Westfield St.	94

Nickname: Trailblazers
 Colors: Navy & Gold
 Arena: Amster Campus Center Gym
 Capacity: 2,500; Year Built: 1975
 AD: Scott F. Nichols
 SID: Deb Raber

MASS.-BOSTON

Boston, MA 02125III

Coach: Rodney Hughes

2004-05 RESULTS (8-18)

92 St. Michael's	97
87 St. Anselm †	107
79 Fitchburg St.	65
92 Mount Ida ■	59
70 Bates ■	93
83 Emerson	86
76 Suffolk ■	77
104 Western Conn. St.	97
101 Salem St. ■	84
86 Keene St. ■	78
97 Tufts	116
87 Rhode Island Col.	95
66 Plymouth St. ■	104
77 Eastern Conn. St. ■	80
68 Southern Me.	93
78 Bridgewater St. ■	79
79 Mass.-Dartmouth	96
81 Keene St.	91
69 WPI	94
80 Western Conn. St. ■	86

88 Rhode Island Col. ■	80
70 Southern Me. ■	66
106 Plymouth St.	103
77 Mass.-Dartmouth ■	85
71 Eastern Conn. St.	79
94 Plymouth St.	112

Nickname: Beacons
 Colors: Beacon Blue, Black & White
 Arena: Clark Athletic Center
 Capacity: 3,500; Year Built: 1981
 AD: Charlie Titus
 SID: Alan Wickstrom

MASS.-LOWELL

Lowell, MA 01854II

Coach: Ken Barer,
 George Washington 1988

2004-05 RESULTS (18-10)

61 Adelphi	54
68 Merrimack	80
87 Pace ■	74
58 St. Rose	66
82 Southern N.H. ■	73
76 Franklin Pierce	63
65 American Int'l	70
54 Southern N.H.	64
77 Stonehill	72
69 NYIT †	65
81 C.W. Post	56
79 Southern Conn. St.	59
84 St. Michael's ■	61
85 St. Anselm	87
84 Le Moyne ■	74
90 St. Rose ■	88
68 Pace	75
76 Southern Conn. St. ■	53
84 St. Michael's	70
79 St. Anselm ■	82
71 Le Moyne	81
52 Bryant	57
91 Assumption	70
61 Stonehill	56
86 Merrimack ■	77
72 Bentley ■	70
74 Franklin Pierce ■	70
68 Merrimack ■	72

Nickname: River Hawks
 Colors: Red, White & Royal Blue
 Arena: Costello Gymnasium
 Capacity: 2,100; Year Built: 1960
 AD: Dana K. Skinner
 SID: Chris O'Donnell

McDANIEL

Westminster, MD 21157-4390 ...II

Coach: Jay Dull, Iowa 1980

2004-05 RESULTS (5-20)

87 Valley Forge Chrst. ■	48
57 Salisbury ■	70
54 Frank. & Marsh.	85
60 Villa Julie	73
55 Gettysburg ■	76
69 Dickinson	85
69 St. Mary's (Md.) ■	66
57 Catholic ■	77
74 Staten Island	95
39 Clark (Mass.) †	65
76 Haverford	70
62 Swarthmore	65
70 Ursinus	92
74 Muhlenberg ■	78
64 Johns Hopkins	73
50 Gettysburg	80
64 Washington (Md.) ■	71
81 Ursinus ■	89
79 Dickinson ■	76
61 Haverford	86
63 Johns Hopkins ■	68

79 Swarthmore ■	54
61 Frank. & Marsh. ■	74
62 Muhlenberg	87
83 Washington (Md.)	95

Nickname: Green Terror
 Colors: Green & Gold
 Arena: Gill P.E. Learning Center
 Capacity: 4,000; Year Built: 1984
 AD: James M. Smith
 SID: Steve Peed

McMURRY

Abilene, TX 79697III

Coach: Ron Holmes, McMurry 1977

2004-05 RESULTS (17-9)

82 Rhodes †	66
61 Hendrix	69
99 Texas-Tyler ■	90
79 Texas-Dallas ■	66
75 East Tex. Baptist	81
92 LeTourneau	82
81 Hardin-Simmons	75
82 Louisiana Col.	65
72 Mississippi Col. ■	66
78 Texas St.	90
88 Ozarks (Ark.)	76
70 Austin	59
88 Sul Ross St. ■	69
111 Howard Payne ■	79
63 Mary Hardin-Baylor	76
104 Concordia-Austin	88
85 Schreiner ■	73
80 Texas Lutheran ■	58
74 Hardin-Simmons ■	71
90 Schreiner	85
57 Texas Lutheran	62
85 Sul Ross St.	90
86 Howard Payne	85
70 Mary Hardin-Baylor ■	78
92 Concordia-Austin ■	106
69 Texas-Dallas †	73

Nickname: Indians
 Colors: Maroon & White
 Arena: Kimbrell Arena
 Capacity: 2,250; Year Built: 1973
 AD: Jerry Larned
 SID: Patrick Stewart

McNEESE ST.

Lake Charles, LA 70609I

Coach: Tic Price, Virginia Tech 1979

2004-05 RESULTS (13-15)

72 Houston	85
84 Louisiana Col. ■	67
77 Southern Miss.	100
71 Spring Hill ■	43
93 Jarvis Christian ■	54
79 LSU	82
90 William Carey ■	55
63 Louisiana Tech	81
68 Ark.-Little Rock	78
70 La-Lafayette ■	71
87 George Mason ■	76
69 Texas St. ■	57
65 La-Monroe ■	64
81 Lamar	87
75 Texas-Arlington ■	84
75 Texas-San Antonio ■	80
81 Nicholls St.	90
78 Texas-Arlington	83
58 Stephen F. Austin	63
73 Northwestern St. ■	92
71 Southeastern La.	69
56 Stephen F. Austin ■	43
73 Sam Houston St.	70
73 Texas St.	68
89 Nicholls St. ■	69
76 Southeastern La. ■	68

73 Northwestern St.	103
70 Sam Houston St.	88

Nickname: Cowboys
 Colors: Blue & Gold
 Arena: Burton Coliseum
 Capacity: 8,000; Year Built: 1986
 AD: Sonny Watkins
 SID: Louis Bonnette

MEDAILLE

Buffalo, NY 14214-2695III

Coach: Dick Hack, New Palz St. 1974

2004-05 RESULTS (0-25)

52 Brockport St.	107
44 D'Youville †	58
51 Lake Erie	75
75 La Roche	84
51 D'Youville	67
59 Hilbert †	63
51 D'Youville †	55
64 Bethany (W.V.) ■	80
47 Hilbert ■	80
69 Fredonia St. ■	76
47 Pitt.-Greensburg ■	85
57 Frostburg St. ■	67
64 Penn St.-Behrend	85
60 Penn St.-Altoona	71
95 Mt. Aloysius	124
46 Pitt.-Bradford ■	80
49 La Roche	58
68 Lake Erie ■	92
37 Penn St.-Behrend ■	59
65 Hilbert	79
63 Pitt.-Bradford	74
54 Frostburg St.	74
59 Pitt.-Greensburg	105
86 Mt. Aloysius ■	93
55 Penn St.-Altoona ■	68

Nickname: Mavericks
 Colors: Navy, Red & White
 Arena: Kevin I. Sullivan Campus Center
 Capacity: 500; Year Built: 1995
 AD: Dick William Hack
 SID: Michael P. Carbery

MEDGAR EVERS

Brooklyn, NY 11225-2298III

Coach: Bob Holford, Roger Williams

2004-05 RESULTS (6-21)

55 Amherst	107
65 Curry †	67
72 Pratt ■	57
56 Merchant Marine	76
60 St. Joseph's (L.I.) ■	76
62 York (N.Y.) ■	83
81 Hunter	71
64 Rutgers-Camden †	81
73 Brooklyn ■	58
43 Montclair St.	80
68 Bethany Lutheran †	85
85 St. Joseph's (Brkln)	83
57 Staten Island ■	73
41 CCNY	70
40 John Jay ■	52
71 City Tech ■	87
59 Baruch	84
94 Centenary (N.J.) ■	85
70 New Palz St. ■	85
62 Lehman	82
75 City Tech	82
58 York (N.Y.)	79
96 Mt. St. Vincent	100
86 Brooklyn	85
64 Staten Island	82
55 Maritime (N.Y.) ■	56
66 Lehman	101

Nickname: Cougars
 Colors: Gold & Black

Arena: Medgar Evers College Gym
Capacity: 300; Year Built: 1971
AD: Roy Anderson
SID: Brent Davis

MEMPHIS

Memphis, TN 38152-3370I

Coach: John Calipari, Clarion 1982

2004-05 RESULTS (22-16)

102	Savannah St. ■	40
75	George Mason ■	58
81	St. Mary's (Cal.) †	66
62	Syracuse †	77
79	Arkansas St. ■	75
61	Maryland †	84
62	Purdue	51
51	Pittsburgh †	70
53	Mississippi ■	65
71	Austin Peay ■	66
55	Louisiana Tech ■	64
59	Providence ■	72
87	East Tenn. St. ■	56
67	Texas	74
60	Southern Miss. ■	46
78	Marquette ■	68
59	TCU ■	61
73	South Fla.	67
70	UAB	73
68	DePaul ■	55
72	TCU	57
72	East Caro. ■	66
53	Houston	66
85	Louisville	68
103	Tulane ■	71
85	Southern Miss.	73
77	Charlotte	80
44	Louisville ■	53
61	St. Louis	70
60	Cincinnati ■	62
79	St. Louis	59
83	Charlotte ■	69
81	South Fla. ■	68
74	Louisville	75
90	Northeastern ■	65
83	Virginia Tech ■	62
81	Vanderbilt ■	68
58	St. Joseph's †	70

Nickname: Tigers
Colors: Blue & Gray
Arena: FedExForum
Capacity: 18,400; Year Built: 2004
AD: R.C. Johnson
SID: Lamar Chance

MENLO

Atherton, CA 94027-4185III

Coach: Keith Larsen, San Fran. St. 1985

2004-05 RESULTS (13-14)

71	Linfield ■	80
64	San Fran. St.	68
42	Pomona-Pitzer	69
46	Claremont-M-S ■	69
108	Cal St. East Bay	93
59	Holy Names ■	52
46	Fresno Pacific	69
76	Lewis & Clark †	89
59	UC Davis	75
52	Notre Dame de Namur	66
77	Pacific Union	52
81	Simpson (Cal.)	65
64	Dominican (Cal.) ■	73
87	Cal Maritime ■	35
58	Bethany (Cal.)	46
60	William Jessup	52
73	Holy Names	86
84	Cal St. East Bay ■	92
50	Notre Dame de Namur ■	63
96	Simpson (Cal.) ■	74
84	Cal Maritime	51

83	Pacific Union ■	66
50	Dominican (Cal.)	56
80	William Jessup ■	60
83	Bethany (Cal.) ■	43
79	Holy Names †	67
46	Dominican (Cal.) †	63

Nickname: Oaks
Colors: Navy Blue & White
Arena: Haynes-Prim Pavilion
Capacity: 700; Year Built: 1981
AD: Caitlin Collier
SID: Nicholas Enriquez

MERCER

Macon, GA 31207I

Coach: Mark Slonaker, Georgia 1980

2004-05 RESULTS (16-12)

74	Albany St. (Ga.) ■	60
67	Maryland	93
103	Ga. Southern ■	94
89	Stetson	76
71	Jacksonville	67
89	Fort Valley St. ■	66
77	Ohio St.	102
98	Savannah St.	81
101	Fla. Atlantic ■	104
80	UCF ■	71
73	Belmont	74
82	Lipscomb	73
90	Campbell ■	72
74	Gardner-Webb ■	69
70	Troy	97
61	Georgia St.	72
60	Georgia St. ■	65
105	Troy ■	101
83	Campbell	77
72	Gardner-Webb	81
94	Savannah St. ■	62
64	Lipscomb ■	69
63	Belmont ■	65
65	UCF	79
107	Fla. Atlantic	88
74	Stetson ■	73
88	Jacksonville ■	61
68	UCF †	81

Nickname: Bears
Colors: Orange & Black
Arena: University Center
Capacity: 3,100; Year Built: 2003
AD: Bobby A. Pope
SID: Randy Jones

MERCHANT MARINE

Kings Point, NY 11024-1699III

Coach: Chris Carideo, Widener 1996

2004-05 RESULTS (16-11)

60	Navy	69
76	Medgar Evers ■	56
96	Mt. St. Vincent ■	59
56	Coast Guard ■	55
84	York (N.Y.)	65
50	Wm. Paterson	61
79	lycoming †	97
60	Dickinson †	56
56	Baruch	63
62	York (N.Y.) †	60
48	Scranton	69
75	Stevens Institute ■	80
61	Maritime (N.Y.)	38
56	Farmingdale	74
70	Old Westbury ■	57
58	CCNY ■	54
74	St. Joseph's (L.I.)	54
62	Farmingdale ■	64
77	Manhattanville	61
73	Maritime (N.Y.) ■	48
44	Yeshiva ■	41
53	Old Westbury	66

96	Centenary (N.J.)	73
70	St. Joseph's (L.I.) ■	68
71	Mt. St. Mary (N.Y.)	81
62	Old Westbury ■	58
60	Mt. St. Mary (N.Y.)	66

Nickname: Mariners
Colors: Blue & Gray
Arena: Liebertz Gymnasium
Capacity: 1,211; Year Built: 1943
AD: Susan Petersen-Lubow
SID: Tom Emberley

MERCY

Dobbs Ferry, NY 10522II

Coach: Steve Kelly, Fordham 1969

2004-05 RESULTS (12-14)

57	Nyack	59
62	Dominican (N.Y.) †	66
52	Adelphi ■	60
71	Bridgeport ■	55
60	St. Thomas Aquinas	68
67	Dowling	66
63	Philadelphia U.	93
78	Molloy ■	70
64	Queens (N.Y.)	69
54	NYIT ■	59
58	C.W. Post	62
58	St. Thomas Aquinas ■	53
70	Southampton	59
53	Concordia (N.Y.) ■	44
60	Adelphi	66
74	Queens (N.Y.) ■	81
50	New Haven	54
68	C.W. Post ■	58
75	Southampton	52
92	Concordia (N.Y.)	69
71	Dowling ■	54
72	Bridgeport	66
60	Philadelphia U. ■	61
107	Molloy	79
75	NYIT	86
52	New Haven ■	60

Nickname: Flyers
Colors: Blue & White
Arena: Dobbs Ferry High School
Capacity: 1,000; Year Built: 2003
AD: Neil D. Judge
SID: Steve Balsan

MERCYHURST

Erie, PA 16546II

Coach: Gary Manchel, Vermont 1985

2004-05 RESULTS (8-19)

67	Urbana ■	54
71	West Va. Wesleyan ■	58
64	Stonehill ■	76
91	Bloomsburg	64
43	Clarion	55
41	Northwood	51
55	Ashland	61
51	Findlay	72
73	Shepherd ■	55
75	Saginaw Valley †	58
41	Quincy	66
79	Slippery Rock	52
51	Edinboro	71
60	Saginaw Valley ■	63
66	Lake Superior St. ■	59
73	Northern Mich.	62
66	Michigan Tech	67
61	Grand Valley St. ■	65
66	Ferris St. ■	70
57	Gannon	75
55	Hillsdale	67
49	Wayne St. (Mich.)	77
73	Ashland ■	77
60	Findlay ■	67
56	Hillsdale ■	62
45	Gannon ■	65
56	Wayne St. (Mich.) ■	58

Nickname: Lakers
Colors: Blue & Green
Arena: Mercyhurst Athletic Center
Capacity: 1,800; Year Built: 1978
AD: Peter J. Russo
SID: John Leisering

MERRIMACK

North Andover, MA 01845II

Coach: Bert Hammel, Bentley 1973

2004-05 RESULTS (14-15)

80	Mass-Lowell ■	68
56	Adelphi †	55
90	East Stroudsburg †	82
82	Assumption	77
78	St. Anselm	97
63	Le Moyne ■	55
99	St. Michael's	84
61	Bentley	68
74	American Int'l	59
101	Felician	61
92	St. Rose ■	103
72	Stonehill	86
73	American Int'l ■	81
90	Bryant	68
65	St. Anselm ■	79
75	Le Moyne	83
91	St. Michael's ■	78
62	Stonehill ■	75
86	Bentley ■	95
67	Pace ■	71
62	St. Rose	84
74	Southern Conn. St. ■	64
78	Southern N.H. ■	72
77	Mass-Lowell	86
73	Franklin Pierce	82
80	Assumption ■	63
49	Bryant ■	73
72	Mass-Lowell	68
60	St. Rose	62

Nickname: Warriors
Colors: Navy Blue & Gold
Arena: Volpe Complex
Capacity: 1,600; Year Built: 1972
AD: Sean T. Frazier
SID: David Rourke

MESA ST.

Grand Junction, CO 81501II

Coach: Jim Heaps, Mesa St. 1982

2004-05 RESULTS (20-8)

80	Minn. St. Moorhead †	60
86	Southwest Baptist †	71
56	Lynn ■	64
80	Westminster (Utah) †	73
82	Colo. Christian	70
59	Colorado Mines	79
59	Cal Baptist	56
81	UC San Diego	55
82	Neb.-Kearney ■	85
56	Fort Hays St.	72
78	Chadron St.	45
75	Regis (Colo.) ■	52
68	Metro St. ■	79
96	UC-Colo. Spgs. ■	81
101	N.M. Highlands ■	64
63	Fort Lewis	75
45	Adams St.	48
72	Western St. ■	64
89	Colorado St.-Pueblo ■	65
85	Adams St. ■	65
75	Fort Lewis ■	72
77	Western St.	61
76	Colorado St.-Pueblo	60
92	N.M. Highlands	80
87	UC-Colo. Spgs.	66
81	Fort Hays St. ■	74
89	Neb.-Kearney †	82
57	Metro St. †	66

Nickname: Mavericks
 Colors: Maroon, Gold & White
 Arena: Brownson Arena
 Capacity: 2,500; Year Built: 1969
 AD: Nick Adams
 SID: Tish Elliott

MESSIAH

Grantham, PA 17027III

Coach: Rick Van Pelt, Messiah 1991

2004-05 RESULTS (20-6)

65	Richard Stockton †	45
65	Dickinson	54
60	Marymount (Va.) ■	55
67	Gettysburg ■	63
95	Juniata	79
56	Lebanon Valley	70
89	Phila. Bible	72
85	Eastern ■	55
71	Chestnut Hill	48
57	Scranton †	64
75	P.R.-Mayaguez †	61
70	Salisbury	54
80	Delaware Valley ■	55
58	Susquehanna	43
52	Albright ■	76
59	Elizabethtown	45
64	Widener	75
83	Lebanon Valley ■	75
74	Juniata ■	58
70	Albright	65
68	Susquehanna ■	62
77	Moravian	71
63	Elizabethtown ■	78
81	Moravian	70
74	Widener ■	66
66	Lebanon Valley	74

Nickname: Falcons
 Colors: Navy & White
 Arena: Brubaker Auditorium
 Capacity: 1,800; Year Built: 1972
 AD: Jerry Chaplin
 SID: Scott Frey

METHODIST

Fayetteville, NC 28311-1420.....III

Coach: David Smith, Methodist 1981

2004-05 RESULTS (20-8)

95	Cabrini †	56
70	Hampden-Sydney	62
71	Widener †	69
59	York (Pa.)	79
106	Voorhees ■	88
89	Piedmont	103
53	Va. Wesleyan ■	75
65	Hampden-Sydney	79
76	Wis. Lutheran †	64
66	Catholic	60
73	Piedmont ■	56
77	Greensboro ■	70
58	Ferrum	46
67	Averett	52
91	Chowan	65
80	N.C. Wesleyan ■	57
89	Chris. Newport ■	81
74	Shenandoah ■	62
78	Greensboro	70
82	Ferrum ■	66
69	Averett ■	55
70	Chowan ■	77
76	N.C. Wesleyan	59
65	Chris. Newport	85
63	Shenandoah	65
60	Shenandoah †	54
91	N.C. Wesleyan ■	53
54	Maryville (Tenn.)	69

Nickname: Monarchs
 Colors: Green & Gold

Arena: March F. Riddle Center
 Capacity: 1,200; Year Built: 1990
 AD: Bob McEvoy
 SID: Lee Glenn

METRO ST.

Denver, CO 80217-3362II

Coach: Mike Dunlap,
 Loyola Marymount 1980

2004-05 RESULTS (29-4)

63	Langston ■	42
82	Minn. Duluth ■	70
106	UC-Colo. Spgs. †	74
82	Cal St. Monterey Bay ■	48
89	Johnson & Wales (CO) ■	77
82	Fort Lewis ■	73
102	Adams St. ■	68
97	UC-Colo. Spgs.	62
78	N.M. Highlands	60
82	Montevillo †	79
74	Fla. Southern	63
90	Colorado St.-Pueblo ■	67
92	Western St.	56
79	Mesa St.	68
85	Colo. Christian	74
71	Colorado Mines	74
77	Regis (Colo.)	66
59	Neb.-Kearney	76
89	Chadron St. ■	60
83	Fort Hays St. ■	55
83	Regis (Colo.)	71
88	Neb.-Kearney ■	80
76	Fort Hays St.	86
86	Chadron St.	53
72	Colorado Mines ■	49
90	Colo. Christian ■	76
83	Colo. Christian ■	73
87	Fort Lewis †	75
66	Mesa St. †	57
83	Northern St. ■	60
85	Minn. St. Mankato ■	64
89	South Dakota ■	84
63	Virginia Union †	78

Nickname: Roadrunners
 Colors: Navy Blue & Burgundy
 Arena: Auraria Events Center
 Capacity: 2,300; Year Built: 1965
 AD: Joan M. McDermott
 SID: Trent Nielsen

MIAMI (FLA.)

Coral Gables, FL 33146I

Coach: Frank Haiht, Elon 1988

2004-05 RESULTS (16-13)

67	Wofford ■	64
50	South Carolina St. ■	60
70	Xavier ■	83
84	Fla. Atlantic ■	68
72	Florida	65
80	Florida Int'l.	67
80	Massachusetts ■	53
81	Stetson ■	50
69	Tennessee Tech ■	57
80	Appalachian St. ■	63
76	Norfolk St. ■	58
69	Georgia Tech	80
67	North Carolina St. ■	66
91	Virginia	80
64	Florida St. ■	63
83	Duke ■	92
67	North Carolina	87
69	Clemson	65
82	Wake Forest	94
63	Virginia Tech ■	73
75	Maryland ■	73
83	Clemson	77
63	Wake Forest ■	68
58	Virginia Tech	71
65	Florida St.	49

72	Georgia Tech ■	76
59	Duke	83
65	Virginia †	66
67	South Carolina	69

Nickname: Hurricanes
 Colors: Orange, Green & White
 Arena: Convocation Center
 Capacity: 7,000; Year Built: 2003
 AD: Paul T. Dee
 SID: Sam Henderson

MIAMI (OHIO)

Oxford, OH 45056I

Coach: Charlie Coles,
 Miami (Ohio) 1965

2004-05 RESULTS (19-11)

81	Purdue ■	71
66	Xavier	54
48	Butler	61
79	Findlay ■	66
83	Ball St. ■	75
59	Wright St.	54
63	Missouri St.	69
88	Liberty ■	44
53	Cincinnati	77
64	Northern Ill. ■	59
49	Kent St.	68
71	Central Mich. ■	61
56	Buffalo	67
83	Eastern Mich.	73
59	Ohio ■	57
85	Western Mich. ■	60
74	Akron	63
76	Toledo	64
77	Buffalo ■	74
54	Ball St.	52
57	Ohio	61
59	Marshall ■	51
65	Wichita St. ■	58
49	Akron	55
56	Bowling Green	57
70	Kent St. ■	45
47	Marshall	54
85	Bowling Green †	65
56	Ohio †	63
58	TCU ■	60

Nickname: RedHawks
 Colors: Red & White
 Arena: Millett Hall
 Capacity: 9,200; Year Built: 1968
 AD: Brad Bates
 SID: Angie Renninger

MICHIGAN

Ann Arbor, MI 48109-2201I

Coach: Tommy Amaker, Duke 1987

2004-05 RESULTS (13-18)

59	Binghamton ■	46
69	Colorado ■	60
70	Sacramento St. ■	49
60	Arizona †	61
63	Providence †	72
68	Georgia Tech	99
61	Notre Dame ■	60
67	High Point ■	53
71	South Fla. ■	62
52	Boston U. ■	63
79	UCLA	81
66	Delaware St. ■	48
75	UNC Asheville ■	54
65	Iowa	63
70	Fairfield ■	48
71	Northwestern ■	61
66	Penn St.	62
53	Indiana	62
61	Wisconsin ■	72
53	Michigan St.	64
55	Purdue	84

54	Minnesota ■	71
46	Ohio St.	72
51	Illinois ■	57
49	Michigan St. ■	64
50	Wisconsin	76
63	Indiana ■	70
63	Penn St. ■	48
53	Northwestern	69
72	Iowa ■	74
56	Northwestern †	58

Nickname: Wolverines
 Colors: Maize & Blue
 Arena: Crisler Arena
 Capacity: 13,751; Year Built: 1967
 AD: William C. Martin
 SID: Tom Wywrot

MICHIGAN ST.

East Lansing, MI 48824-1025I

Coach: Tom Izzo, Northern Mich. 1977

2004-05 RESULTS (26-7)

104	Florida A&M ■	72
104	Wis.-Green Bay ■	46
102	Nicholls St. ■	52
74	Duke	81
83	George Washington †	96
66	George Mason †	60
78	Stanford †	53
63	Delaware St. ■	45
76	UCLA ■	64
92	UNC Asheville ■	63
84	Penn St.	58
87	Northwestern ■	58
59	Wisconsin	62
71	Purdue ■	64
69	Minnesota	55
64	Michigan ■	53
92	Oakland ■	75
68	Illinois ■	81
75	Iowa	64
83	Ohio St. ■	69
64	Michigan	49
81	Minnesota ■	62
68	Purdue	57
77	Wisconsin ■	64
74	Indiana	78
69	Northwestern	58
90	Penn St. ■	64
69	Iowa †	71
89	Old Dominion †	81
72	Vermont †	61
78	Duke †	68
94	Kentucky †	88
71	North Carolina †	87

Nickname: Spartans
 Colors: Green & White
 Arena: Breslin Events Center
 Capacity: 14,759; Year Built: 1989
 AD: Ronald H. Mason
 SID: Matt Larson

MICHIGAN TECH

Houghton, MI 49931-1295.....II

Coach: Kevin Luke,
 Northern Mich. 1982

2004-05 RESULTS (18-10)

53	Northern Ky.	55
55	Christian Bros. †	52
68	Minn. Duluth	65
64	St. Cloud St. †	58
55	Northern Mich. ■	54
102	Finlandia ■	68
58	Northwood	63
69	South Dakota St.	60
82	Minn. Duluth ■	57
79	Northern Ky. ■	69
74	Ashland ■	73
60	Wayne St. (Mich.)	64

91 Hillsdale.....	86
68 Gannon ■.....	57
67 Mercyhurst ■.....	66
56 Northern Mich.....	68
52 Findlay.....	70
73 Saginaw Valley ■.....	74
86 Lake Superior St. ■.....	55
62 Ferris St.....	65
55 Grand Valley St.....	60
87 Northwood ■.....	68
88 Lake Superior St.....	78
85 Saginaw Valley.....	56
76 Grand Valley St. ■.....	68
68 Ferris St. ■.....	72
56 Grand Valley St.....	48
57 Findlay.....	76

Nickname: Huskies
 Colors: Silver, Gold & Black
 Arena: SDC Gymnasium
 Capacity: 3,200; Year Built: 1981
 AD: Suzanne R. Sanregret
 SID: Wes Frahm

MIDDLE TENN.

Murfreesboro, TN 37132I

Coach: Kermit Davis, Jr.
 Mississippi St. 1982

2004-05 RESULTS (19-12)

58 Mississippi Val. †.....	71
95 Lambuth ■.....	54
62 Rice.....	67
66 Belmont ■.....	47
81 Tenn. Wesleyan ■.....	46
96 Tennessee St. ■.....	94
75 Mississippi Val. ■.....	54
70 Toledo †.....	65
74 Auburn †.....	79
73 Delaware †.....	69
62 Villanova.....	81
79 Austin Peay.....	70
54 Va. Commonwealth ■.....	55
66 IPFW.....	61
85 Ark.-Little Rock ■.....	50
70 Arkansas St.....	68
62 Ark.-Little Rock.....	69
56 South Ala. ■.....	59
60 New Orleans ■.....	66
65 New Mexico St.....	50
44 La.-Lafayette.....	54
56 Western Ky. ■.....	61
82 Florida Int'l ■.....	69
79 North Texas ■.....	64
71 Denver.....	83
80 Arkansas St. ■.....	60
83 Portland St. ■.....	62
83 Western Ky.....	85
91 Florida Int'l.....	81
77 New Mexico St. †.....	63
57 La.-Lafayette †.....	71

Nickname: Blue Raiders
 Colors: Royal Blue & White
 Arena: Murphy Athletic Center
 Capacity: 11,520; Year Built: 1972
 AD: James Donnelly
 SID: Tony Stinnett

MIDDLEBURY

Middlebury, VT 05753III

Coach: Jeff Brown, Vermont 1982

2004-05 RESULTS (6-18)

55 Babson.....	78
55 Oberlin †.....	53
73 St. Joseph (Vt.) ■.....	49
69 Castleton St.....	72
57 Hamilton.....	76
55 Rensselaer ■.....	64
75 Green Mountain ■.....	55
87 Southern Vt. ■.....	73
57 Plymouth St. ■.....	67

71 Colby-Sawyer.....	76
67 Skidmore ■.....	72
57 Connecticut Col.....	54
74 Wesleyan (Conn.).....	79
64 Union (N.Y.).....	65
66 Bates ■.....	86
82 Tufts ■.....	91
81 Johnson St. ■.....	60
54 Williams ■.....	72
70 Norwich.....	86
70 Trinity (Conn.).....	94
73 Amherst.....	105
64 Plattsburgh St.....	77
72 Bowdoin ■.....	74
66 Colby ■.....	83

Nickname: Panthers
 Colors: Blue & White
 Arena: Pepin Gymnasium
 Capacity: 1,200; Year Built: 1949
 AD: Russell Reilly
 SID: Brad Nadeau

MIDWESTERN ST.

Wichita Falls, TX 76308-2099 ..II

Coach: Jeff Ray, Midwestern St. 1984

2004-05 RESULTS (18-11)

63 Central Ark.....	79
88 Ark. Baptist ■.....	83
74 Hillsdale Free Will ■.....	36
103 Paul Quinn ■.....	78
55 New Mexico St.....	81
52 Southeastern Okla. ■.....	59
89 East Central.....	62
76 Southwestern Okla.....	78
90 Cameron.....	108
96 Southwestern Aly God ■.....	64
105 Concordia-Austin ■.....	69
79 Central Ark. ■.....	70
61 Tarleton St. ■.....	63
58 Tex. A&M-Commerce ■.....	53
85 Central Okla.....	93
67 Northeastern St.....	54
52 West Tex. A&M.....	81
92 Eastern N.M.....	86
95 Angelo St. ■.....	75
104 Abilene Christian.....	71
77 Tex. A&M-Kingsville ■.....	65
61 Tex. A&M-Commerce.....	87
69 Tex. A&M-Kingsville.....	67
72 West Tex. A&M ■.....	74
88 Eastern N.M. ■.....	77
93 Angelo St.....	84
94 Abilene Christian.....	71
72 Southwestern Okla. ■.....	69
75 West Tex. A&M †.....	80

Nickname: Indians
 Colors: Maroon and Gold
 Arena: Gerald Stockton Court
 Capacity: 5,200; Year Built: 1969
 AD: Kurt Portmann
 SID: Andy Austin

MILES

Fairfield, AL 35064II

Coach: Roosevelt Sanders,
 Alabama St. 1973

2004-05 RESULTS (16-11)

52 Ark.-Monticello †.....	82
63 Delta St.....	62
81 North Ala. †.....	76
71 Ala.-Huntsville.....	68
70 Fort Valley St.....	75
63 Albany St. (Ga.).....	79
86 Stillman ■.....	60
78 Benedict ■.....	73
70 Paine ■.....	75
66 Tuskegee.....	58
76 Stillman.....	74
58 Morehouse.....	59

69 Clark Atlanta.....	74
83 LeMoyne-Owen.....	78
82 Tuskegee ■.....	60
63 Morehouse ■.....	80
64 Benedict.....	77
70 Paine.....	90
59 Fort Valley St. ■.....	64
79 Albany St. (Ga.) ■.....	73
70 Lane ■.....	66
83 Kentucky St. ■.....	70
78 Kentucky St.....	76
71 Lane ■.....	64
75 Clark Atlanta ■.....	56
97 LeMoyne-Owen ■.....	65
62 Morehouse †.....	78

Nickname: Golden Bears
 Colors: Purple & Gold
 Arena: Knox-Windham Gym
 Capacity: 2,000; Year Built: 1949
 AD: Augustus James
 SID: Willie Patterson

MILLERSVILLE

Millersville, PA 17551-0302II

Coach: Fred Thompson,
 La.-Monroe 1990

2004-05 RESULTS (22-8)

72 Phila. Sciences ■.....	65
68 Indiana (Pa.).....	83
66 Lock Haven.....	63
62 Pitt.-Johnstown ■.....	55
92 West Va. Wesleyan.....	89
78 Clarion ■.....	64
83 Holy Family.....	56
86 Elizabethtown ■.....	72
66 Edinboro.....	64
83 Slippery Rock.....	66
66 West Chester.....	69
70 California (Pa.) ■.....	58
70 Shippensburg ■.....	77
85 Mansfield ■.....	68
65 East Stroudsburg.....	78
76 Pitt.-Johnstown.....	70
78 Cheyney ■.....	69
81 Kutztown.....	73
84 Bloomsburg ■.....	69
87 West Chester ■.....	80
72 Mansfield.....	85
86 East Stroudsburg ■.....	69
74 Phila. Sciences.....	62
92 Cheyney.....	75
56 Kutztown ■.....	73
88 Bloomsburg.....	74
61 West Chester.....	57
73 Shippensburg †.....	50
76 Edinboro.....	85
78 Mount Olive †.....	86

Nickname: Marauders
 Colors: Black & Gold
 Arena: Pucillo Gymnasium
 Capacity: 2,850; Year Built: 1970
 AD: Daniel N. Audette
 SID: Greg Wright

MILLIKIN

Decatur, IL 62522-2084III

Coach: Tim Littrell, Millikin 1977

2004-05 RESULTS (12-13)

87 Illinois Tech ■.....	46
44 Blackburn ■.....	55
110 MacMurray.....	88
81 Eureka ■.....	56
75 Aurora.....	78
76 Webster.....	69
67 Franklin ■.....	81
94 Robert Morris-S'fiel.....	72
73 Caltech.....	23
85 Chapman †.....	81
75 Augustana (Ill.).....	84

64 Carthage ■.....	92
88 Ind.-Northwest.....	70
75 Carthage.....	86
81 North Park ■.....	73
66 Ill. Wesleyan ■.....	82
72 North Central (Ill.) ■.....	62
62 Wheaton (Ill.).....	65
52 Elmhurst ■.....	69
80 North Park.....	66
63 Wheaton (Ill.) ■.....	79
59 Augustana (Ill.) ■.....	74
72 North Central (Ill.).....	67
66 Elmhurst.....	85
51 Ill. Wesleyan.....	74

Nickname: Big Blue
 Colors: Royal Blue & White
 Arena: Griswold Gymnasium
 Capacity: 4,080; Year Built: 1970
 AD: Lori Kerans
 SID: Julie Farr

MILLSAPS

Jackson, MS 39210.....III

Coach: Tim Wise, Millsaps 1989

2004-05 RESULTS (9-16)

77 Louisiana Col. †.....	86
51 Mississippi Col.....	71
50 Rust.....	88
68 Crichton ■.....	79
50 Loyola (La.).....	64
48 Belhaven.....	65
69 Oglethorpe ■.....	65
63 Loyola (La.) ■.....	71
63 Rose-Hulman.....	66
63 DePauw.....	65
96 Dallas ■.....	61
65 Sewanee ■.....	75
57 Centre ■.....	54
71 Rust ■.....	65
66 Oglethorpe.....	70
70 LaGrange.....	66
71 Rhodes.....	83
57 Hendrix.....	49
67 Trinity (Tex.) ■.....	64
50 Southwestern (Tex.) ■.....	65
70 Rose-Hulman ■.....	69
67 DePauw ■.....	64
62 Sewanee.....	65
64 Centre.....	69
69 Trinity (Tex.) †.....	84

Nickname: Majors
 Colors: Purple & White
 Arena: Physical Activities Center
 Capacity: 3,000; Year Built: 1974
 AD: Ron Jurney
 SID: Denny Hayles

MILWAUKEE ENGR.

Milwaukee, WI 53202-3109III

Coach: Brian Miller,
 Wis.-Milwaukee 1987

2004-05 RESULTS (11-15)

47 North Park.....	59
79 Northland Bapt.....	69
70 Concordia (Ill.) ■.....	57
50 Aurora ■.....	77
68 Edgewood.....	76
57 Wis. Lutheran ■.....	69
46 Carthage.....	75
61 Rockford ■.....	83
71 Eureka ■.....	70
58 Benedictine (Ill.) ■.....	61
69 Illinois Tech.....	62
52 Caltech ■.....	38
64 Rensselaer ■.....	69
83 Maranatha Baptist ■.....	73
61 Lakeland ■.....	73
64 Marian (Wis.).....	72

66	Concordia (Wis.)	71
64	Edgewood ■	58
81	Wis. Lutheran	77
42	Cardinal Stritch ■	71
72	Lincoln Chrst. ■	62
66	Maranatha Baptist	51
52	Lakeland	77
58	Marian (Wis.) ■	65
68	Concordia (Wis.) ■	54
67	Wis. Lutheran	69

Nickname: Raiders
 Colors: Red & White
 Arena: Kern Center Arena
 Capacity: 600; Year Built: 2004
 AD: Daniel I. Harris
 SID: Brian Gibboney

MINNESOTA

Minneapolis, MN 55455I

Coach: Dan Monson, Idaho 1985
2004-05 RESULTS (21-11)

83	Lipscomb ■	66
84	Furman †	69
72	Alabama †	78
54	Oklahoma †	67
69	Florida St. ■	70
72	Holy Cross ■	56
57	Nebraska	48
77	Central Mich. ■	63
68	Chicago St. ■	58
85	St. Francis (Pa.) ■	67
94	UNC Greensboro ■	59
79	Coppin St. ■	58
93	Loyola Marymount ■	67
83	Penn St. ■	62
63	Purdue ■	52
60	Iowa	66
60	Ohio St.	56
55	Michigan St. ■	69
70	Indiana ■	65
66	Illinois	89
71	Michigan	54
60	Wisconsin ■	50
53	Northwestern ■	55
56	Indiana	71
62	Michigan St.	81
52	Ohio St. ■	50
65	Iowa ■	57
59	Purdue	57
73	Penn St.	69
71	Indiana †	55
56	Illinois †	64
53	Iowa St. †	64

Nickname: Golden Gophers
 Colors: Maroon & Gold
 Arena: Williams Arena
 Capacity: 14,625; Year Built: 1928
 AD: Joel Maturi
 SID: Kyle Coughlin

MINN. DULUTH

Duluth, MN 55812-2496II

Coach: Gary Holquist, Milton 1979
2004-05 RESULTS (12-16)

90	Bemidji St. ■	77
79	Colo. Christian †	89
70	Metro St.	82
89	St. Scholastica ■	47
65	Michigan Tech ■	68
81	St. Michael's ■	68
73	Concordia-St. Paul	80
95	Northland ■	39
70	Northern Mich. ■	57
89	Minn.-Crookston ■	60
50	Northern St.	69
69	Southwest Minn. St.	66
83	North Dakota St.	84
57	Michigan Tech	82
70	Minn. St. Mankato ■	88

71	St. Cloud St.	75
80	Finlandia ■	69
71	Augustana (S.D.)	51
62	Minn. St. Mankato	91
74	South Dakota ■	73
69	St. Cloud St. ■	79
83	Augustana (S.D.) ■	80
62	South Dakota	79
78	North Dakota	82
55	Neb.-Omaha	93
73	Neb.-Omaha ■	84
95	North Dakota ■	82
47	St. Cloud St.	51

Nickname: Bulldogs
 Colors: Maroon & Gold
 Arena: Romano Gymnasium
 Capacity: 2,759; Year Built: 1953
 AD: Robert Nielson
 SID: Jayson Hron

MINN. ST. MANKATO

Mankato, MN 56001II

Coach: Matt Margenthaler,
 Western Ill. 1991

2004-05 RESULTS (24-8)

99	Truman ■	57
82	Bemidji St. ■	72
132	Crossroads ■	35
105	Southwest Minn. St.	63
96	Northern St. †	86
92	Dakota Wesleyan ■	66
92	Winona St.	84
87	Winona St. ■	79
75	Concordia-St. Paul	67
73	North Dakota St.	70
83	Minn.-Crookston	73
75	Minn. St. Moorhead ■	56
78	Central Wash. †	88
73	Western Ore.	66
88	Minn. Duluth	70
95	Upper Iowa ■	47
101	St. Cloud St. ■	98
91	Minn. Duluth ■	62
72	North Dakota	75
93	Augustana (S.D.)	80
86	South Dakota ■	78
76	St. Cloud St.	89
69	South Dakota	70
58	Neb.-Omaha	70
83	Augustana (S.D.) ■	55
73	North Dakota ■	63
88	Neb.-Omaha ■	90
80	North Dakota ■	62
62	Neb.-Omaha	52
72	South Dakota †	87
86	Fort Lewis †	78
64	Metro St.	85

Nickname: Mavericks
 Colors: Purple & Gold
 Arena: Bresnan Arena In Taylor Center
 Capacity: 4,521; Year Built: 2000
 AD: Kevin Buisman
 SID: Paul Allan

MINN. ST. MOORHEAD

Moorhead, MN 56563-2996II

Coach: Stu Engen, Augsburg 1986
2004-05 RESULTS (8-20)

107	Crossroads ■	46
60	Mesa St. †	80
51	Colorado Mines	73
83	Valley City St. ■	73
76	Colorado St.-Pueblo ■	75
67	Augustana (S.D.) ■	71
60	Neb.-Omaha †	61
62	South Dakota	76
66	North Dakota ■	76
74	Upper Iowa ■	59
56	Minn. St. Mankato	75

85	Mayville St.	83
58	Southwest Minn. St. ■	61
71	Wayne St. (Neb.) ■	78
61	Bemidji St.	68
63	Minn.-Crookston	74
77	Concordia-St. Paul ■	74
68	Winona St. ■	73
66	Northern St. ■	68
70	Upper Iowa	75
54	Northern St.	57
75	Winona St.	76
63	Concordia-St. Paul	70
70	Minn.-Crookston ■	78
80	Bemidji St. ■	68
57	Wayne St. (Neb.)	76
76	Southwest Minn. St.	71
86	Winona St.	98

Nickname: Dragons
 Colors: Scarlet & White
 Arena: Alex Nemzek Hall
 Capacity: 3,400; Year Built: 1960
 AD: Alfonso Scandrett Jr.
 SID: Larry Scott

MINN.-CROOKSTON

Crookston, MN 56716-5001II

Coach: Jeff Oseth,
 Minn. St. Moorhead 1994

2004-05 RESULTS (7-21)

64	St. Cloud St. ■	73
90	Augustana (S.D.) ■	88
73	Valley City St.	76
89	Minot St.	81
69	St. Cloud St.	77
86	St. Scholastica ■	71
88	Minn.-Morris	74
60	Minn. Duluth	89
73	Minn. St. Mankato ■	83
70	North Dakota ■	77
71	Mayville St.	78
61	Winona St. ■	85
61	Concordia-St. Paul ■	69
65	Northern St.	101
74	Minn. St. Moorhead ■	63
60	Wayne St. (Neb.)	92
70	Southwest Minn. St.	79
66	North Dakota St.	80
70	Bemidji St. ■	81
79	North Dakota St. ■	88
79	Bemidji St.	88
71	Southwest Minn. St. ■	85
81	Wayne St. (Neb.) ■	67
78	Minn. St. Moorhead	70
69	Northern St.	88
74	Concordia-St. Paul	77
68	Winona St.	72
68	Bemidji St.	81

Nickname: Golden Eagle
 Colors: Maroon & Gold
 Arena: Lysaker Gym
 Capacity: 3,500; Year Built: 1970
 AD: Stephanie Helgeson
 SID: Mitch Bakken

MINN.-MORRIS

Morris, MN 56267II

Coach: Paul Grove,
 Gust. Adolphus 1989

2004-05 RESULTS (19-8)

97	Valley City St. †	87
85	Dakota St. †	79
103	Trinity Bible (N.D.) ■	72
94	Mayville St.	82
79	Bethel (Minn.)	112
74	Minn.-Crookston ■	88
71	Southwest Minn. St.	83
120	North Cent. (Minn.) ■	82
108	Concordia-M'head ■	115
69	Valley City St.	76

79	St. Scholastica	75
85	Northland	75
97	Crown ■	76
102	Northwestern (Minn.) ■	88
103	North Cent. (Minn.)	77
83	Bethany Lutheran	69
78	Martin Luther	73
101	Presentation ■	69
55	Northwestern (Minn.)	63
86	Crown	88
61	Northland ■	60
75	St. Scholastica ■	71
93	Martin Luther ■	73
77	Bethany Lutheran ■	82
70	Presentation	69
81	Presentation †	61
93	Northwestern (Minn.)	75

Nickname: Cougars
 Colors: Maroon & Gold
 Arena: Physical Education Center
 Capacity: 4,000; Year Built: 1971
 AD: Mark Fohl
 SID: Brian Curtis

MISERICORDIA

Dallas, PA 18612III

Coach: Trevor Woodruff, Misericordia
2004-05 RESULTS (11-16)

78	Baptist Bible (Pa.) ■	84
82	Briar Cliff ■	63
69	King's (Pa.) ■	78
75	DeSales	80
77	Marywood	66
48	Eastern	51
76	Arcadia	65
78	Neumann ■	69
89	Wilkes ■	100
57	Scranton ■	75
79	Lycoming ■	73
74	Villa Julie	79
69	Greensboro †	77
72	Wesley	80
85	Alvernia ■	81
70	Cabrini	85
64	Arcadia ■	54
74	Gwynedd-Mercy	86
64	Eastern	53
68	Marywood ■	83
88	Wesley	78
56	Neumann	61
60	Cabrini ■	61
55	Gwynedd-Mercy ■	87
65	Alvernia	61
70	Marywood ■	54
57	Gwynedd-Mercy	68

Nickname: Cougars
 Colors: Royal Blue & Gold
 Arena: Anderson Sports-Health Center
 Capacity: 1,500; Year Built: 1992
 AD: David L. Martin
 SID: Scott Crispell

MISSISSIPPI

University, MS 38677-1848I

Coach: Rod Barnes, Mississippi 1988
2004-05 RESULTS (14-17)

64	South Carolina St. †	52
36	Air Force †	60
52	Illinois St. †	70
91	Tennessee Tech ■	68
68	Arkansas St.	70
64	Florida St. ■	69
65	Memphis	53
87	Nicholls St. ■	55
81	Troy ■	49
84	La.-Monroe ■	58
92	Tenn.-Martin ■	64
63	Va. Commonwealth	62
64	Southeastern La. ■	48

46	Arkansas	69
76	Mississippi St. ■	87
59	Georgia ■	54
79	Auburn	72
50	Kentucky ■	53
58	Alabama ■	66
60	LSU	70
51	Vanderbilt	73
70	Auburn ■	55
65	Arkansas ■	66
45	Alabama	71
53	Florida	90
60	Tennessee ■	58
68	Mississippi St.	71
53	LSU ■	58
70	South Carolina	76
53	South Carolina †	52
52	Alabama †	69

Nickname: Rebels
 Colors: Cardinal Red & Navy Blue
 Arena: C.M. "Tad" Smith Coliseum
 Capacity: 8,700; Year Built: 1966
 AD: Pete Boone
 SID: Kyle Campbell

MISSISSIPPI COL.

Clinton, MS 39058III

Coach: Don Lofton,
 Mississippi Col. 1978

2004-05 RESULTS (24-5)

71	Millsaps ■	51
59	Sul Ross St.	64
91	Howard Payne	74
66	Mary Hardin-Baylor ■	56
87	Concordia-Austin ■	68
78	Louisiana Col. ■	53
104	Carver Bible	53
83	Hardin-Simmons	74
66	McMurry	72
57	Schreiner ■	52
63	Texas Lutheran ■	43
71	Louisiana Col.	60
86	East Tex. Baptist ■	76
73	LeTourneau ■	65
64	Texas-Dallas	46
68	Texas-Tyler	67
83	Ozarks (Ark.) ■	63
90	Austin ■	64
75	Ozarks (Ark.)	72
71	Austin	56
79	East Tex. Baptist	80
77	LeTourneau	64
74	Texas-Dallas ■	62
87	Texas-Tyler ■	77
60	Mary Hardin-Baylor ■	45
62	Hardin-Simmons ■	45
55	Texas-Dallas ■	73
68	Maryville (Tenn.)	62
60	Calvin †	75

Nickname: Choctaws
 Colors: Blue & Gold
 Arena: A.E. Wood Coliseum
 Capacity: 3,500; Year Built: 1979
 AD: Mike Jones
 SID: Chris Brooks

MISSISSIPPI ST.

Mississippi State,
 MS 39762-5509I

Coach: Rick Stansbury,
 Campbellsville 1982

2004-05 RESULTS (23-11)

53	Fairfield †	49
55	Birmingham-So. †	48
58	Syracuse †	71
67	St. Mary's (Cal.) †	54
98	Nicholls St. ■	69
82	UMKC ■	64
66	South Ala. ■	52
64	Arizona †	68
83	Ark.-Little Rock ■	53
74	New Orleans	59

80	Xavier	74
104	Florida A&M ■	80
95	Jacksonville St. †	53
71	Virginia Tech †	65
90	Auburn ■	53
87	Mississippi	76
63	Tennessee	64
80	Arkansas ■	55
49	Alabama	98
73	South Carolina ■	65
62	LSU	69
71	Florida ■	57
76	Auburn	90
60	Vanderbilt ■	54
72	LSU ■	80
78	Kentucky	94
76	Georgia	62
71	Mississippi ■	68
57	Arkansas	55
63	Alabama ■	68
76	Georgia †	65
64	Florida †	80
93	Stanford †	70
55	Duke †	63

Nickname: Bulldogs
 Colors: Maroon & White
 Arena: Humphrey Coliseum
 Capacity: 10,500; Year Built: 1975
 AD: Larry Templeton
 SID: David Rosinski

MISSISSIPPI VAL.

Itta Bena, MS 38941-1400I

Coach: Lafayette Stribling,
 Miss. Industrial 1957

2004-05 RESULTS (13-15)

71	Middle Tenn. †	58
76	Jacksonville St.	83
58	Hawaii	71
65	South Fla. †	57
65	Fresno St.	80
54	Middle Tenn.	75
73	Tex.-Pan American	76
68	New Mexico	101
62	Pepperdine †	74
67	Ark.-Pine Bluff	55
59	Alabama A&M ■	63
56	Alabama St. ■	43
63	Alcorn St.	59
65	Southern U.	69
70	Prairie View ■	65
76	Texas Southern ■	50
65	Jackson St.	60
67	Grambling	75
76	Alabama A&M	81
52	Alabama St.	56
81	Alcorn St. ■	42
60	Southern U. ■	48
75	Prairie View	60
72	Texas Southern	78
80	Jackson St. ■	71
57	Grambling ■	61
87	Ark.-Pine Bluff ■	77
55	Jackson St. †	57

Nickname: Delta Devils
 Colors: Forest Green & White
 Arena: Harrison HPER Complex
 Capacity: 6,000; Year Built: 1970
 AD: Lonza C. Hardy
 SID: Roderick Mosley

MISSOURI

Columbia, MO 65211-1050I

Coach: Quin Snyder, Duke 1989

2004-05 RESULTS (16-17)

68	Brown ■	60
77	Houston ■	61
81	Davidson ■	84
54	Creighton †	78
55	Houston †	57
59	Murray St. ■	55
70	Oakland †	61
52	Arkansas ■	62

87	Montana ■	62
56	Indiana ■	53
64	Illinois †	70
63	Gonzaga ■	61
64	American ■	51
62	Iowa St. ■	59
68	Oklahoma St.	78
54	Kansas St.	74
62	Texas Tech ■	78
80	Nebraska ■	70
62	Colorado	64
53	Kansas St. ■	64
61	Kansas	73
63	Texas A&M	91
71	UNLV	74
68	Oklahoma ■	65
60	Baylor ■	53
56	Nebraska	53
63	Colorado ■	54
51	Texas	63
49	Iowa St.	67
72	Kansas ■	68
70	Nebraska †	67
79	Oklahoma †	83
70	DePaul ■	75

Nickname: Tigers
 Colors: Old Gold & Black
 Arena: Paige Sports Arena
 Capacity: 15,000; Year Built: 2004
 AD: Michael F. Alden
 SID: Sam Fleury

UMKC

Kansas City, MO 64110I

Coach: Rich Zvosec, Defiance 1983

2004-05 RESULTS (16-12)

64	Mississippi St.	82
69	Eastern Ill.	77
56	UCF	62
58	UNI ■	81
56	UCF ■	57
68	Colorado	79
68	Wichita St.	81
77	IUPUI	61
88	Southern Utah ■	78
70	Centenary (La.)	66
80	North Dakota St. ■	67
84	Valparaiso	78
82	Western Ill.	80
95	South Dakota St. ■	85
81	IUPUI ■	76
82	Centenary (La.) ■	70
88	Oral Roberts	74
83	Oakland	76
69	Chicago St. ■	72
84	Utah Valley St. ■	77
50	Oakland ■	60
74	Longwood	51
67	Western Ill. ■	63
77	Oral Roberts ■	70
72	Chicago St.	74
75	Southern Utah	80
80	Valparaiso ■	79
63	Oakland †	67

Nickname: Kangaroos
 Colors: Blue & Gold
 Arena: Municipal Auditorium
 Capacity: 9,827; Year Built: 1936
 AD: Robert W. Thomas
 SID: Pat Madden

MO.-ROLLA

Rolla, MO 65409-0740II

Coach: Dale Martin,
 Central Mo. St. 1976

2004-05 RESULTS (10-17)

72	St. Louis Pharmacy ■	33
76	Mo.-St. Louis ■	59
60	St. Edward's †	63
78	Westminster (Mo.) †	60
46	SIU Edwardsville	50
80	Robert Morris-Chi. ■	53
68	Rhema ■	46

45	Henderson St. †	46
61	Ouachita Baptist †	60
60	Emporia St.	79
55	Northwest Mo. St. ■	81
53	Washburn	87
80	Southwest Baptist ■	71
61	Mo. Western St. ■	59
55	Central Mo. St.	78
44	Pittsburg St.	53
75	Mo. Southern St. ■	68
61	Emporia St. ■	70
74	Mo. Southern St.	68
66	Pittsburg St. ■	72
54	Truman	72
46	Central Mo. St. ■	70
54	Mo. Western St.	73
48	Southwest Baptist	52
69	Washburn	79
56	Truman	66
51	Northwest Mo. St.	76

Nickname: Miners
 Colors: Silver & Gold
 Arena: Bullman Multi-Purpose
 Capacity: 4,000; Year Built: 1969
 AD: Mark Mullin
 SID: John Kean

MO.-ST. LOUIS

St. Louis, MO 63121-4499II

Coach: Chris Pilz, Mo.-St. Louis 1991

2004-05 RESULTS (9-19)

62	Washburn	74
59	Mo.-Rolla	76
92	Harris-Stowe ■	66
65	St. Joseph's (Ind.) ■	80
66	Wis.-Parkside ■	75
60	SIU Edwardsville	67
71	Quincy	67
63	Southern Ind.	83
63	Ky. Wesleyan	76
82	Lindenwood	85
55	Northern Ky. ■	63
68	Indianapolis ■	73
80	Wis.-Parkside	73
76	Lewis	74
90	Robert Morris-Chi. ■	65
76	Quincy ■	87
101	Lincoln (Mo.)	91
58	Ky. Wesleyan ■	62
72	Bellarmino ■	89
74	Indianapolis	96
94	St. Joseph's (Ind.)	100
82	Lewis ■	79
52	SIU Edwardsville ■	82
104	Lincoln (Mo.) ■	80
51	Southern Ind. ■	78
62	Bellarmino	59
79	Northern Ky.	91
63	Southern Ind.	93

Nickname: Rivermen
 Colors: Red & Gold
 Arena: Mark Twain Building
 Capacity: 4,736; Year Built: 1971
 AD: Patricia A. Dolan
 SID: Todd Addington

MO. SOUTHERN ST.

Joplin, MO 64801-1595II

Coach: Robert Corn,
 Mo. Southern St. 1978

2004-05 RESULTS (14-18)

90	Central Bible (Mo.) ■	76
73	Okla. Panhandle ■	75
81	St. Mary's (Tex.) ■	83
57	West Tex. A&M	67
63	Arkansas Tech †	78
83	Rockhurst	74
61	Northeastern St. ■	75
74	Drury †	76
66	Okla. Sci. & Arts †	92
81	St. Thomas Aquinas †	73
63	Dominican (N.Y.) †	48

48 Truman ■	47
85 Mo. Western St.	89
66 Pittsburg St.	75
73 Northwest Mo. St. ■	63
88 Central Mo. St. ■	72
77 Southwest Baptist	72
79 Emporia St. ■	73
84 Washburn ■	89
68 Mo.-Rolla	75
62 Truman	73
68 Mo.-Rolla ■	74
73 Washburn	93
70 Emporia St.	74
71 Southwest Baptist ■	74
64 Central Mo. St.	92
78 Northwest Mo. St.	73
84 Pittsburg St. ■	78
83 Mo. Western St. ■	69
63 Pittsburg St. †	61
86 Washburn †	82
86 Central Mo. St. †	103

Nickname: Lions
 Colors: Green & Gold
 Arena: Leggett & Platt A.C.
 Capacity: 3,240; Year Built: 1999
 AD: Sallie Beard
 SID: J.R. Belew

MISSOURI ST.

Springfield, MO 65897.....I

Coach: Barry Hinson,
 Oklahoma St. 1983

2004-05 RESULTS (19-13)

65 Detroit	76
65 Northern Ill.	63
88 Tex.-Pan American ■	63
88 Youngstown St. ■	52
64 Ark.-Little Rock ■	51
110 Troy ■	63
69 Miami (Ohio) ■	63
53 Oklahoma	61
61 Illinois St.	62
78 Evansville ■	75
70 Bradley	81
61 Wichita St. ■	63
63 UNI	68
60 Southern Ill.	61
53 UNI ■	62
87 Drake	76
92 Southern Ill. ■	77
80 Creighton ■	73
58 Indiana St. ■	34
79 Creighton	71
80 Bradley ■	66
85 Drake ■	78
72 Indiana St.	74
76 Oral Roberts ■	86
61 Wichita St.	72
77 Illinois St. ■	66
76 Evansville	68
70 UNI †	62
65 Southern Ill. †	61
57 Creighton †	75
105 Rice ■	82
71 Davidson ■	82

Nickname: Bears
 Colors: Maroon & White
 Arena: Hammons Student Center
 Capacity: 8,846; Year Built: 1976
 AD: Bill Rowe Jr.
 SID: Mark Stillwell

MO. WESTERN ST.

St. Joseph, MO 64507.....II

Coach: Tom Smith, Valparaiso 1967

2004-05 RESULTS (13-15)

56 Northeastern St.	55
97 Central Bible (Mo.) ■	40
78 Lincoln (Mo.) ■	65
72 Park †	58
71 Rockhurst	79
88 Rockhurst ■	82

73 Neb.-Omaha	81
67 St. Mary's (Tex.) †	78
86 Tarleton St. †	60
73 Washburn	70
89 Mo. Southern St. ■	85
54 Northwest Mo. St.	58
72 Central Mo. St.	79
65 Truman ■	54
59 Mo.-Rolla	61
98 Pittsburg St.	88
81 Southwest Baptist ■	67
69 Emporia St.	73
66 Washburn ■	72
80 Emporia St. ■	84
59 Southwest Baptist	79
76 Pittsburg St. ■	83
73 Mo.-Rolla ■	54
60 Truman	71
70 Central Mo. St. ■	68
57 Northwest Mo. St. ■	58
69 Mo. Southern St.	83
63 Central Mo. St. †	65

Nickname: Griffons
 Colors: Black & Gold
 Arena: MWSC Fieldhouse
 Capacity: 3,750; Year Built: 1981
 AD: Mark Linder
 SID: Brett King

MOLLOY

Rockville Centre,
 NY 11571-5002II

Coach: Charles Marquardt,
 St. Joseph's (Me.) 1986

2004-05 RESULTS (7-20)

90 Dominican (N.Y.) ■	82
79 NYIT ■	92
86 Bridgeport	101
60 C.W. Post	91
92 Dowling ■	80
80 Southampton	83
76 Nova Southeastern	88
55 Barry	71
70 Mercy	78
70 Concordia (N.Y.) ■	59
84 Queens (N.Y.) ■	83
63 St. Thomas Aquinas	65
50 Adelphi	78
85 Dowling	77
50 New Haven ■	63
78 Philadelphia U.	92
65 Bridgeport ■	79
73 Concordia (N.Y.)	76
84 Southampton ■	77
82 NYIT	72
57 Adelphi ■	74
53 Philadelphia U. ■	73
71 C.W. Post ■	79
49 New Haven	78
85 Queens (N.Y.)	98
79 Mercy ■	107
86 St. Thomas Aquinas ■	92

Nickname: Lions
 Colors: Maroon & White
 Arena: Quealy Gymnasium
 Capacity: 400; Year Built: 1955
 AD: To be named
 SID: Dan Drutz

MONMOUTH

West Long Branch, NJ 07764I

Coach: Dave Calloway, Monmouth 1991

2004-05 RESULTS (16-13)

70 Loyola Marymount	83
65 San Diego St.	69
66 St. Peter's ■	65
61 Rider	78
50 Seton Hall	70

50 Villanova	70
52 Princeton ■	56
47 Drexel	76
67 Sacred Heart ■	49
59 Siena ■	60
83 Wagner	61
74 Quinnipiac	71
69 Long Island	57
70 Central Conn. St. ■	53
77 St. Francis (N.Y.) ■	73
64 Fairleigh Dickinson	56
41 Sacred Heart	44
75 Long Island ■	65
78 Robert Morris ■	66
91 Quinnipiac	81
57 St. Francis (Pa.)	65
67 Robert Morris	53
67 Mt. St. Mary's ■	62
58 Fairleigh Dickinson ■	62
53 Wagner	60
56 Central Conn. St.	55
64 St. Francis (N.Y.)	56
54 Central Conn. St. ■	53
60 Wagner ■	63

Nickname: Hawks
 Colors: Midnight Blue & White
 Arena: Boylan Gymnasium
 Capacity: 2,500; Year Built: 1965
 AD: Marilyn A. McNeil
 SID: Thomas Dick

MONMOUTH (ILL.)

Monmouth, IL 61462-1998III

Coach: Terry Glasgow, Parsons 1966

2004-05 RESULTS (12-10)

104 MacMurray	108
80 Aurora	88
84 William Penn ■	75
81 Hannibal-La Grange ■	76
75 Webster	63
72 Lake Forest ■	78
76 Illinois Col. ■	68
53 Maryville (Mo.)	86
58 Knox	77
116 Grinnell ■	109
75 Ripon	102
86 Beloit	88
74 St. Norbert ■	68
87 Carroll (Wis.) ■	78
60 Lawrence	70
91 St. Norbert	83
110 Grinnell	127
85 Beloit ■	67
76 Ripon ■	75
87 Illinois Col.	84
61 Lake Forest	78
77 Knox ■	65

Nickname: Fighting Scots
 Colors: Red & White
 Arena: Glennie Gymnasium
 Capacity: 1,600; Year Built: 1982
 AD: Terry L. Glasgow
 SID: Barry McNamara, Dan Nolan

MONTANA

Missoula, MT 59812-1291I

Coach: Larry Krystkowiak,
 Montana 1996

2004-05 RESULTS (18-13)

62 Gonzaga	78
46 Western Ky.	72
90 Cal St. Northridge ■	80
69 Southern Utah ■	57
75 Santa Clara ■	77
69 Southeast Mo. St.	66
62 Missouri	87
62 Montana Tech ■	44
46 UC Santa Barb.	55
58 San Francisco	79

66 Stanford	84
80 Eastern Mich. ■	68
73 Rocky Mountain ■	67
70 Idaho St.	41
62 Weber St.	76
60 Montana St. ■	62
83 Northern Ariz. ■	79
84 Sacramento St. ■	72
77 Portland St.	89
68 Eastern Wash.	58
80 Weber St. ■	72
80 Idaho St. ■	63
62 Montana St.	72
80 Sacramento St.	83
55 Eastern Wash. ■	53
79 Portland St. ■	65
77 Northern Ariz.	69
58 Eastern Wash. ■	48
79 Montana St. †	67
63 Weber St. †	61
77 Washington †	88

Nickname: Grizzlies
 Colors: Maroon and Silver
 Arena: Adams Center/Dahlberg Arena
 Capacity: 7,500; Year Built: 1953
 AD: Jim O'Day
 SID: Dave Guffey

MONTANA ST.

Bozeman, MT 59717-3380I

Coach: Mick Durham, Montana St. 1979

2004-05 RESULTS (14-14)

42 Washington St.	59
61 Southern Methodist ■	69
64 San Jose St.	65
61 Utah Valley St. ■	45
70 Wyoming †	71
53 Colorado St.	78
70 Wis.-Green Bay ■	75
81 Montana St.-Northern ■	70
87 Northern Colo. ■	75
72 San Jose St.	59
60 Utah Valley St.	80
75 Montana Tech ■	44
45 Nebraska	78
76 Weber St.	67
74 Idaho St.	66
62 Montana	60
67 Sacramento St. ■	64
88 Northern Ariz. ■	68
50 Eastern Wash.	64
51 Portland St.	68
71 Idaho St. ■	54
78 Weber St. ■	65
72 Montana	62
61 Northern Ariz.	84
68 Sacramento St.	70
82 Portland St. ■	88
85 Eastern Wash. ■	61
67 Montana †	79

Nickname: Bobcats
 Colors: Blue & Gold
 Arena: Worthington Arena
 Capacity: 7,250; Year Built: 1956
 AD: Peter Fields
 SID: Bill Lamberty

MONT. ST.-BILLINGS

Billings, MT 59101-0298II

Coach: Craig Carse,
 Bethany (W.V.) 1978

2004-05 RESULTS (19-8)

107 Minot St. ■	93
88 Ohio Valley ■	73
104 Ohio Valley ■	67
101 Chadron St. ■	90
66 Northwest Nazarene	64
64 Northwest Nazarene ■	71
107 St. Leo ■	99

113	St. Leo ■	106
103	Haskell ■	81
58	Chaminade	90
61	Hawaii-Hilo	76
85	Hawaii-Hilo	106
70	Brigham Young	110
99	BYU-Hawaii ■	100
113	Hawaii Pacific ■	108
112	Hawaii Pacific ■	89
118	Western N.M. ■	70
104	Western N.M. ■	76
105	Hawaii-Hilo ■	95
82	Chaminade ■	79
102	Chaminade ■	95
92	Hawaii Pacific	90
84	BYU-Hawaii	115
84	BYU-Hawaii	118
94	Montana St.-Northern ■	69
124	Johnson & Wales (CO) ■	92
80	Western N.M.	68

Nickname: Yellowjackets
 Colors: Cobalt Blue & Yellow
 Arena: Alterowitz Gymnasium
 Capacity: 3,500; Year Built: 1961
 AD: Gary R. Gray
 SID: Travis Elam

MONTCLAIR ST.

Montclair, NJ 07043III

Coach: Ted Fiore, Seton Hall 1962

2004-05 RESULTS (13-12)

87	Plymouth St. ■	77
92	Centenary (N.J.) ■	54
67	Staten Island	70
54	Wm. Paterson ■	67
56	Rochester Inst. †	70
78	Salisbury	82
86	Ramapo	97
88	CCNY	53
80	Medgar Evers ■	43
103	Westminster (Pa.) ■	82
75	Rowan	69
73	Rutgers-Camden ■	49
77	TCNJ ■	56
71	Richard Stockton	67
83	Kean	69
63	Wm. Paterson	72
60	Rutgers-Newark	51
71	Ramapo ■	84
77	Rutgers-Camden	69
49	Rutgers-Newark ■	52
72	Richard Stockton ■	76
70	Rowan ■	59
84	TCNJ	91
55	Kean ■	63
48	Rutgers-Newark	56

Nickname: Red Hawks
 Colors: Scarlet & White
 Arena: Panzer Gymnasium
 Capacity: 1,200; Year Built: 1954
 AD: Holly P. Gera
 SID: Mike Scala

MONTEVALLO

Montevallo, AL 35115-6001II

Coach: Danny Young,
 Grand Canyon 1990

2004-05 RESULTS (26-7)

74	Albany St. (Ga.)	63
104	Oakwood ■	79
95	Warner Southern ■	63
72	Albany St. (Ga.) ■	59
93	Carson-Newman †	53
92	Kennesaw St.	77
114	Stillman ■	88
71	Harding	65
82	Shaw	71
77	Harding ■	84

79	Metro St. †	82
81	Shepherd †	59
67	Fla. Gulf Coast	79
81	North Ala. ■	63
67	Ala.-Huntsville ■	64
69	West Ga.	73
66	Lincoln Memorial	47
73	West Fla. ■	46
62	Valdosta St.	64
73	West Ala. ■	51
95	West Ga. ■	79
72	Lincoln Memorial ■	56
65	Ala.-Huntsville	59
90	North Ala.	85
83	West Fla.	71
69	Valdosta St. ■	57
71	West Ala.	81
60	Quachita Baptist †	47
60	Central Ark. †	56
72	Delta St. †	60
74	Barry ■	48
65	Eckerd ■	62
54	Lynn ■	67

Nickname: Falcons
 Colors: Purple & Gold
 Arena: Student Activity Center
 Capacity: 2,000; Year Built: 2004
 AD: Dennis Toney
 SID: Alfred Kojima

MORAVIAN

Bethlehem, PA 18018-6650III

Coach: Jim Walker, Gettysburg 1965

2004-05 RESULTS (7-18)

59	Gallaudet	70
52	Catholic	81
53	DeSales ■	75
61	Muhlenberg	74
94	Widener ■	91
86	Susquehanna	79
57	Scranton	68
83	Dickinson	91
93	Drew ■	33
56	Lafayette	73
70	Delaware Valley	68
78	Lincoln (Pa.) ■	92
75	Gwynedd-Mercy ■	85
66	Lebanon Valley ■	81
66	Juniata	86
67	Albright ■	83
85	Elizabethtown ■	82
75	Susquehanna ■	73
66	Widener	78
92	Juniata	63
51	Lebanon Valley	59
71	Messiah ■	77
65	Albright	83
70	Messiah	81
63	Elizabethtown	82

Nickname: Greyhounds
 Colors: Blue & Grey
 Arena: Johnston Hall
 Capacity: 1,200; Year Built: 1952
 AD: Paul R. Moyer
 SID: Mark Fleming

MOREHEAD ST.

Morehead, KY 40351-1689I

Coach: Kyle Macy, Kentucky 1980

2004-05 RESULTS (11-16)

66	Mt. St. Mary's †	65
58	Columbia	76
89	Ky. Christian ■	67
54	Asbury ■	34
64	IPFW ■	52
40	Kentucky	71
62	Md.-East. Shore	45
48	Ohio St.	74
73	Taylor (Ind.) ■	58
40	Louisville	104

65	George Mason ■	76
61	Murray St.	83
81	Tenn.-Martin	73
40	Tennessee Tech	63
65	Austin Peay	69
51	Samford ■	56
69	Jacksonville St. ■	63
75	Tenn.-Martin ■	69
64	Murray St. ■	83
69	Eastern Ky.	83
65	Tennessee St.	100
76	Jacksonville St.	66
44	Samford	73
71	Eastern Ill. ■	73
88	Southeast Mo. St. ■	66
61	Eastern Ky. ■	69
67	Tennessee Tech ■	74

Nickname: Eagles
 Colors: Blue & Gold
 Arena: Ellis T. Johnson Arena
 Capacity: 6,500; Year Built: 1981
 AD: Brian Hutchinson
 SID: Randy Stacy

MOREHOUSE

Atlanta, GA 30314II

Coach: Grady L. Brewer,
 Morehouse 1980

2004-05 RESULTS (16-13)

86	Carver Bible ■	48
69	St. Augustine's ■	62
60	GC&SU ■	71
71	Columbus St. ■	76
59	Tuskegee ■	50
72	Tampa ■	70
66	Kennesaw St.	89
71	Kentucky St. ■	75
79	Lane ■	71
62	Benedict	83
74	Paine ■	72
59	Miles ■	58
73	LeMoyné-Owen ■	53
67	Kentucky St.	65
76	Lane	70
80	Miles	63
48	Tuskegee	61
52	Clark Atlanta ■	60
72	Fla. Gulf Coast ■	75
58	Albany St. (Ga.) ■	53
54	Benedict ■	64
56	Paine	59
67	Fort Valley St.	52
65	Albany St. (Ga.)	68
82	Clark Atlanta ■	59
78	LeMoyné-Owen	82
67	Fort Valley St.	52
78	Miles †	70
52	Albany St. (Ga.) †	62

Nickname: Maroon Tigers
 Colors: Maroon & White
 Arena: Frank L. Forbes Arena
 Capacity: 6,000; Year Built: 1996
 AD: Andre' Pattillo
 SID: Yusuf Davis

MORGAN ST.

Baltimore, MD 21251I

Coach: Butch Beard, Louisville 1972

2004-05 RESULTS (14-16)

49	Robert Morris †	68
69	Towson †	71
70	George Washington	94
54	Towson ■	51
67	Navy	77
85	South Carolina St. ■	80
34	Nebraska	64
62	Coppin St. ■	66
71	Maine	63

54	Virginia Tech	67
52	Wright St.	70
57	Seton Hall	70
77	Howard	79
53	Delaware St.	68
77	Bethune-Cookman ■	62
74	Florida A&M ■	59
80	Md.-East. Shore	60
55	Norfolk St. ■	51
62	Hampton	82
55	South Carolina St.	76
63	N.C. A&T	61
71	N.C. A&T ■	54
81	Howard ■	66
75	Delaware St. ■	74
71	Bethune-Cookman	73
71	Florida A&M	82
94	Md.-East. Shore ■	68
59	Coppin St.	57
77	Md.-East. Shore †	56
43	Coppin St. †	60

Nickname: Bears
 Colors: Blue & Orange
 Arena: Hill Field House
 Capacity: 6,500; Year Built: 1975
 AD: Floyd Kerr
 SID: Joseph McIver

MOUNT IDA

Newton, MA 02459-3323III

Coach: Rico Cabral, Boston St. 1976

2004-05 RESULTS (10-16)

70	Bates †	85
51	Brandeis	98
98	Wentworth Inst. ■	91
59	Mass.-Boston	92
67	John Jay †	73
82	Eastern Nazarene ■	78
71	Maine Maritime	68
66	Husson	80
60	Bridgewater St.	81
67	Worcester St. ■	85
75	Becker ■	65
64	Elms ■	87
72	Lasell ■	92
77	Me.-Farmington ■	85
67	Babson	99
83	Johnson St.	74
89	Castleton St.	87
83	New England ■	68
92	Becker	72
90	Thomas ■	95
71	Elms	100
87	Johnson St. ■	77
92	Castleton St. ■	84
74	Emmanuel (Mass.)	91
40	WPI	84
87	Castleton St. ■	88

Nickname: Mustangs
 Colors: Green & White
 Arena: Mount Ida College Athletic Center
 Capacity: 500; Year Built: 1999
 AD: Jacqueline Palmer
 SID: Kara McGillicuddy

MOUNT OLIVE

Mount Olive, NC 28365II

Coach: Bill Clingan, Northeastern St.

2004-05 RESULTS (29-5)

100	Bluefield St. ■	56
102	Newberry ■	67
84	West Virginia St. †	86
98	Bluefield St.	80
119	Concord	96
68	Erskine ■	60
115	UNC Pembroke	83
89	Francis Marion	63
70	Barton	66
104	Queens (N.C.) ■	62

92 Pfeiffer ■	114
75 Coker	64
86 Lees-McRae ■	72
73 Belmont Abbey ■	52
81 Anderson (S.C.)	72
80 St. Andrews ■	65
88 Queens (N.C.)	72
80 Barton ■	68
83 Erskine	73
78 Pfeiffer	99
68 Coker ■	43
93 Lees-McRae	83
74 Belmont Abbey	59
70 Limestone	62
83 Anderson (S.C.) ■	53
80 St. Andrews	62
89 Limestone ■	66
101 Lees-McRae ■	80
90 Barton †	81
84 Pfeiffer †	98
86 Millersville †	78
72 Indiana (Pa.) †	64
80 Salem Int'l †	73
69 Bryant †	84

Nickname: Trojans
 Colors: Green & White
 Arena: College Hall
 Capacity: 1,500; Year Built: 1984
 AD: Jeffrey M. Eisen
 SID: David Shulimson

MT. ST. JOSEPH

Cincinnati, OH 45233-1670III

Coach: Larry Cox, Hanover 1981

2004-05 RESULTS (12-14)

90 Ind.-East ■	52
73 Wis.-Whitewater ■	83
65 Denison ■	63
75 Eastern Ky.	103
93 Earham ■	63
99 Thomas More	102
66 Kenyon	62
88 UC Clermont ■	76
82 Greensboro †	86
79 Defiance †	74
90 Anderson (Ind.) ■	77
67 Manchester ■	60
67 Transylvania	71
76 Defiance	64
60 Bluffton ■	70
66 Franklin ■	56
71 Hanover	72
72 Manchester	77
90 Cincinnati Christian	83
67 Transylvania ■	78
71 Defiance ■	58
67 Bluffton	69
72 Franklin	88
56 Hanover ■	60
64 Anderson (Ind.)	71
66 Franklin	73

Nickname: Lions
 Colors: Blue & Gold
 Arena: Harrington Center
 Capacity: 2,000; Year Built: 1998
 AD: Steven F. Radcliffe
 SID: Dane Neumeister

MT. ST. MARY (N.Y.)

Newburgh, NY 12550III

Coach: Duane Davis, Empire St. 1969

2004-05 RESULTS (17-11)

57 Whitworth †	46
84 Gordon	87
87 Bard ■	58
83 Vassar ■	95
102 Centenary (N.J.) ■	83
69 Yeshiva	75

67 Old Westbury	64
61 Simpson †	62
64 Hanover †	70
93 Centenary (N.J.)	62
69 Stevens Institute ■	65
68 Mt. St. Vincent ■	63
44 York (N.Y.)	46
74 Maritime (N.Y.) ■	55
51 Stevens Institute	50
64 Yeshiva ■	57
59 Farmingdale	73
79 City Tech ■	87
115 Mt. St. Vincent	107
67 St. Joseph's (L.I.)	73
89 Manhattanville ■	78
81 Manhattanville	87
66 CCNY ■	49
81 Merchant Marine ■	71
97 Yeshiva ■	70
66 Merchant Marine ■	60
87 Farmingdale	79
84 Albright	94

Nickname: Blue Knights
 Colors: Royal Blue, Black & White
 Arena: Elaine & William Kaplan Recreation Center
 Capacity: 1,500; Year Built: 1992
 AD: John J. Wright
 SID: Brian Granata

MT. ST. MARY'S

Emmitsburg, MD 21727-7799I

Coach: Milan Brown, Howard 1993

2004-05 RESULTS (7-20)

65 Morehead St. †	66
78 Longwood †	55
49 Delaware	71
58 George Washington	81
70 Sacred Heart ■	58
69 Loyola (Md.)	55
61 High Point	78
81 Navy ■	90
58 La Salle ■	72
53 Maryland	85
64 Central Conn. St.	63
67 Sacred Heart	60
56 Robert Morris ■	80
67 Fairleigh Dickinson ■	73
74 Quinnipiac ■	84
61 Fairleigh Dickinson	64
57 Long Island	58
88 St. Francis (N.Y.) ■	85
55 Wagner	72
71 St. Francis (Pa.)	81
42 Wagner ■	61
67 Central Conn. St. ■	75
62 Monmouth	67
77 St. Francis (N.Y.)	82
82 St. Francis (Pa.) ■	68
66 Long Island ■	72
67 Robert Morris	80

Nickname: Mountaineers
 Colors: Blue & White
 Arena: Knott Arena
 Capacity: 3,121; Year Built: 1987
 AD: Harold P. Menninger
 SID: Mark Vandergriff

MT. ST. VINCENT

Riverdale, NY 10471-1093III

Coach: Dave Genovese, Mt. St. Vincent 1993

2004-05 RESULTS (13-14)

99 Pratt ■	70
70 York (N.Y.) ■	69
80 Baruch	102
59 Merchant Marine	96
68 Rutgers-Newark	70
82 Old Westbury	97

90 Manhattanville	101
56 Yeshiva	57
71 New York U.	88
95 Centenary (N.J.)	72
90 St. Joseph's (L.I.) ■	80
71 Lasell	81
63 Mt. St. Mary (N.Y.)	68
85 Stevens Institute ■	68
84 Farmingdale ■	92
83 Polytechnic (N.Y.) ■	60
96 St. Joseph's (Brkln)	94
91 Maritime (N.Y.)	79
107 Mt. St. Mary (N.Y.) ■	115
70 Stevens Institute	80
100 Medgar Evers	96
87 Centenary (N.J.) ■	80
67 Manhattanville ■	78
88 Pratt	74
81 Yeshiva ■	46
89 St. Joseph's (L.I.) ■	76
58 Farmingdale	83

Nickname: Dolphins
 Colors: Blue, White & Gold
 Arena: Cardinal Hayes Gymnasium
 Capacity: 450; Year Built: 1910
 AD: Cathy Ingram

MOUNT UNION

Alliance, OH 44601III

Coach: Lee Hood, Ohio Northern 1982

2004-05 RESULTS (14-13)

47 Akron	77
69 Wooster †	79
75 Ohio Wesleyan	67
74 Lake Erie ■	50
60 Ohio Northern ■	66
73 Muskingum ■	68
62 Capital	70
63 Otterbein ■	74
54 Albion †	74
93 Drew †	62
68 Colorado Col. †	64
71 Baldwin-Wallace	74
86 Heidelberg	79
112 Marietta	96
68 Wilmington (Ohio)	80
81 John Carroll ■	85
60 Heidelberg ■	66
107 Marietta	88
63 Wilmington (Ohio) ■	59
58 John Carroll	56
79 Ohio Northern	84
59 Baldwin-Wallace ■	76
67 Capital ■	54
61 Muskingum	59
64 Otterbein	59
95 Capital	74
50 Baldwin-Wallace †	85

Nickname: Purple Raiders
 Colors: Purple & White
 Arena: Timken PE Building
 Capacity: 2,200; Year Built: 1970
 AD: Larry Kehres
 SID: Michael De Matteis

MUHLENBERG

Allentown, PA 18104-5586III

Coach: Dave Madeira, Concord 1969

2004-05 RESULTS (12-13)

79 Hartwick ■	53
71 Marymount (Va.) ■	78
79 Arcadia	63
74 Moravian ■	61
85 Washington (Md.) ■	64
93 Haverford	75
85 DeSales	90
63 Chowan	68
66 Chris. Newport	71
102 Dickinson ■	54

68 Gettysburg ■	82
79 Frank. & Marsh.	103
59 Johns Hopkins ■	60
78 McDaniel	74
63 Swarthmore ■	56
76 Washington (Md.)	85
75 Ursinus	86
61 Johns Hopkins	63
62 Haverford ■	71
53 Gettysburg	56
67 Swarthmore	54
80 Frank. & Marsh. ■	67
88 Dickinson	55
67 McDaniel ■	62
71 Ursinus ■	76

Nickname: Mules
 Colors: Cardinal & Grey
 Arena: Memorial Hall
 Capacity: 3,529; Year Built: 1954
 AD: Samuel T. Beidleman
 SID: Mike Falk

MURRAY ST.

Murray, KY 42071-3318I

Coach: Mick Cronin, Cincinnati 1997

2004-05 RESULTS (17-11)

75 SIU Edwardsville ■	67
81 Arkansas Tech ■	50
55 Missouri	59
69 Texas-San Antonio ■	58
72 Western Ky. ■	82
71 Southern Ill.	80
68 Delaware St. ■	39
66 UC Davis †	43
62 St. Mary's (Cal.)	75
80 UAB	100
83 Morehead St. ■	61
80 Eastern Ky. ■	78
47 Samford	55
77 Jacksonville St.	61
96 Tenn.-Martin	70
82 Tennessee St. ■	74
81 Eastern Ky.	73
83 Morehead St.	64
73 Eastern Ill. ■	69
58 Southeast Mo. St. ■	61
68 Tennessee Tech ■	72
82 Austin Peay ■	73
80 Tenn.-Martin ■	56
68 Tennessee St.	74
69 Rice	63
61 Southeast Mo. St.	57
72 Eastern Ill.	66
58 Southeast Mo. St. ■	61

Nickname: Racers
 Colors: Navy & Gold
 Arena: Regional Special Events Center
 Capacity: 8,600; Year Built: 1998
 AD: Allen Ward
 SID: Steve Parker

MUSKINGUM

New Concord, OH 43762III

Coach: Jim Burson, Muskingum 1963

2004-05 RESULTS (17-10)

85 Thiel †	50
72 Juniata	53
59 Denison ■	54
81 Kenyon †	74
53 Bethany (W.V.)	55
59 Capital ■	70
68 Mount Union	73
66 Baldwin-Wallace ■	62
66 Heidelberg ■	62
89 Thiel ■	62
69 Malone ■	70
117 Marietta	87
54 Otterbein	62
68 Wilmington (Ohio) ■	61
74 John Carroll	72
65 Ohio Northern	75
74 Otterbein ■	82

51	Wilmington (Ohio)	45
57	Ohio Northern ■	67
58	Capital	55
69	John Carroll ■	63
109	Marietta ■	104
65	Baldwin-Wallace	62
59	Mount Union ■	61
71	Heidelberg	51
81	Ohio Northern	63
67	John Carroll	70

Nickname: Fighting Muskies
 Colors: Black & Magenta
 Arena: Muskingum Recreation Center
 Capacity: 3,000; Year Built: 1986
 AD: Larry Shank
 SID: Tom Caudill

NAVY

Annapolis, MD 21402-5000I

Coach: Billy Lange, Rowan 1994

2004-05 RESULTS (9-19)

61	UMBC	67
89	Loyola (Md.)	86
69	Merchant Marine ■	60
73	VMI ■	78
77	Morgan St. ■	67
55	Ohio	90
66	Belmont	91
78	Stony Brook ■	80
69	Gettysburg ■	75
90	Mt. St. Mary's	81
72	Citadel	87
46	Air Force	69
80	Lafayette	90
60	American ■	66
67	Lehigh ■	72
63	Columbia ■	69
56	Holy Cross	79
43	Army	63
82	Colgate ■	71
66	Bucknell ■	62
66	Holy Cross ■	68
84	Army ■	69
67	Colgate	72
60	Bucknell	71
76	Lehigh	75
76	Lafayette ■	57
77	American	84
83	American †	85

Nickname: Midshipmen
 Colors: Navy Blue & Gold
 Arena: Alumni Hall
 Capacity: 5,710; Year Built: 1991
 AD: Chester S. Gladchuk
 SID: Scott Strasemeier

NAZARETH

Rochester, NY 14618-3790III

Coach: Mike Daley,
 St. Bonaventure 1966

2004-05 RESULTS (8-17)

85	Wash. & Lee †	61
80	New York U.	74
53	Rochester	76
54	Wesleyan (Conn.) †	56
64	CCNY †	59
63	Oswego St. ■	78
71	Oswego St. ■	84
90	Mitchell	50
54	St. John Fisher	77
78	Alfred	91
69	Brockport St. †	68
55	St. John Fisher †	67
52	Rochester †	90
72	Elmira ■	54
64	Ithaca ■	72
60	Rochester Inst. ■	74
53	Utica	57

82	Hartwick	56
62	Alfred ■	63
54	St. John Fisher ■	75
54	Rochester Inst.	75
75	Hartwick ■	60
62	Utica ■	71
68	Ithaca	76
66	Elmira	71

Nickname: Golden Flyers
 Colors: Purple & Gold
 Arena: Robert A. Kidera Gym
 Capacity: 1,200; Year Built: 1976
 AD: Peter Bothner
 SID: Joe Seil

NEBRASKA

Lincoln, NE 68508I

Coach: Barry Collier, Butler 1976

2004-05 RESULTS (14-14)

97	Ark.-Pine Bluff ■	40
78	Texas Southern ■	58
66	UAB	80
64	Morgan St. ■	34
48	Minnesota	57
48	Creighton ■	50
71	N.C. A&T ■	49
62	Marquette	81
62	Tennessee	61
78	Montana St. ■	45
95	Kansas St. ■	85
68	Colorado	61
53	Texas ■	63
57	Kansas	59
70	Missouri	80
77	Texas A&M ■	67
68	Texas Tech	84
91	Utah Valley St. ■	57
65	Kansas ■	78
60	Iowa St. ■	65
74	Baylor	63
60	Oklahoma	83
53	Missouri ■	56
74	Oklahoma St. ■	67
76	Iowa St.	69
70	Colorado ■	55
53	Kansas St.	73
67	Missouri †	70

Nickname: Cornhuskers, Huskers
 Colors: Scarlet & Cream
 Arena: Bob Devaney Sports Center
 Capacity: 13,595; Year Built: 1976
 AD: Steven C. Pederson
 SID: Jerry Trickie, Asst. SID

NEB. WESLEYAN

Lincoln, NE 68504-2796III

Coach: Mark Franzen, Wartburg 1994

2004-05 RESULTS (13-12)

76	Grand View †	67
64	Wartburg	77
81	Dana ■	51
67	Simpson	70
73	Doane	76
61	Briar Cliff	52
54	Morningside ■	81
66	Simpson ■	56
77	Dordt	70
73	Midland Lutheran ■	67
95	Cal St. East Bay †	81
71	UC Santa Cruz	47
46	Concordia (Neb.) ■	71
52	Hastings	68
66	Mt. Marty ■	76
74	Midland Lutheran	69
74	Northwestern (Iowa) ■	91
65	Doane ■	52
65	Sioux Falls	75

69	Morningside	76
57	Dakota Wesleyan ■	54
80	Dana	74
59	Concordia (Neb.)	61
90	Hastings ■	68
68	Colorado Col.	71

Nickname: Prairie Wolves
 Colors: Gold, Brown & Black
 Arena: Snyder Arena
 Capacity: 2,350; Year Built: 1995
 AD: Ira Zeff
 SID: Karl Skinner

NEB.-KEARNEY

Kearney, NE 68849II

Coach: Tom Kropp, Neb.-Kearney 1976

2004-05 RESULTS (23-7)

73	Neb.-Omaha ■	76
76	North Dakota	78
70	Wayne St. (Neb.)	69
87	Peru St. ■	74
93	Hastings ■	75
95	Colorado St.-Pueblo ■	73
87	Doane	62
84	Western St.	63
85	Mesa St.	82
103	Midland Lutheran ■	91
86	Adams St. ■	54
99	Fort Lewis ■	105
102	UC-Colo. Spgs.	68
85	N.M. Highlands	72
75	Chadron St.	66
72	Fort Hays St.	68
80	Regis (Colo.) ■	68
76	Metro St. ■	59
86	Wayne St. (Neb.) ■	84
92	Colo. Christian	88
98	Colorado Mines	91
80	Metro St.	88
103	Regis (Colo.)	99
84	Colorado Mines ■	70
80	Colo. Christian ■	77
83	Fort Hays St. ■	51
96	Chadron St. ■	80
93	N.M. Highlands ■	89
82	Mesa St. †	89
84	South Dakota †	94

Nickname: Antelopes, Lopers
 Colors: Royal Blue & Light Old Gold
 Arena: Health & Sports Center
 Capacity: 6,000; Year Built: 1990
 AD: Jon McBride
 SID: Peter Yazvac

NEB.-OMAHA

Omaha, NE 68182II

Coach: Kevin McKenna, Creighton 1993

2004-05 RESULTS (23-6)

76	Neb.-Kearney	73
82	Midland Lutheran ■	60
81	Missouri Valley ■	73
64	Colorado St.	88
76	Truman ■	58
74	Colorado Mines ■	61
61	Minn. St. Moorhead †	60
65	Southwest Minn. St. †	52
81	Wayne St. (Neb.) ■	73
81	Mo. Western St. ■	73
73	Tarleton St. †	60
76	Rollins †	58
77	Wayne St. (Mich.) †	52
77	Wayne St. (Neb.) †	59
81	Doane	57
83	Augustana (S.D.) ■	65
73	North Dakota ■	78
60	North Dakota	73
87	South Dakota	76

73	St. Cloud St.	70
77	South Dakota ■	72
78	Augustana (S.D.)	61
75	St. Cloud St. ■	77
70	Minn. St. Mankato ■	58
93	Minn. Duluth ■	55
84	Minn. Duluth	73
90	Minn. St. Mankato	88
52	Minn. St. Mankato ■	62
58	Winona St. †	64

Nickname: Mavericks
 Colors: Black & Crimson
 Arena: UNO Fieldhouse
 Capacity: 3,500; Year Built: 1950
 AD: David Herbster
 SID: Gary Anderson

NEUMANN

Aston, PA 19014-1298III

Coach: Brian Nugent, Temple 1993

2004-05 RESULTS (11-15)

61	Keystone †	71
81	Frostburg St. †	64
80	Swarthmore	74
57	Arcadia ■	58
88	Gwynedd-Mercy ■	95
69	Misericordia	78
65	Marymount (Va.) ■	66
76	Elizabethtown ■	85
63	Anderson (Ind.) †	67
76	Buffalo St. †	64
72	TCNJ ■	66
75	Eastern ■	67
56	Alvernia	61
64	Cabrini ■	62
70	Marywood ■	73
82	Wesley	70
60	Eastern	56
73	Alvernia ■	75
72	Richard Stockton	87
69	Gwynedd-Mercy	75
61	Misericordia ■	56
48	Arcadia	44
64	Marywood	73
58	Wesley ■	52
62	Cabrini	68
63	Cabrini	76

Nickname: Knights
 Colors: Blue, Gold & White
 Arena: Bruder Gym
 Capacity: 350; Year Built: 1985
 AD: Chuck Sack
 SID: Leigh Matejkovic

NEVADA

Reno, NV 89557I

Coach: Mark Fox, Eastern N.M. 1991

2004-05 RESULTS (25-7)

88	UC-Colo. Spgs. ■	33
76	Georgia St. ■	55
58	Georgia	47
52	Kansas	85
84	UNLV ■	78
75	Toledo	83
69	Pacific ■	72
60	Fla. Atlantic ■	46
83	Eastern Ill. ■	57
60	UC Davis	51
70	San Jose St. ■	55
58	Hawaii ■	55
64	Louisiana Tech	56
73	Southern Methodist	66
80	UTEP ■	83
84	Boise St. ■	66
75	Tulsa	69
62	Rice	59
63	Fresno St. ■	66

73	Southern Methodist	59
76	Louisiana Tech	58
67	Boise St.	57
62	UTEP	60
73	Rice	58
74	Vermont	64
70	Tulsa	56
76	Fresno St.	63
55	Hawaii	47
73	San Jose St.	69
72	Boise St.	73
61	Texas †	57
59	Illinois †	71

Nickname: Wolf Pack
 Colors: Silver & Blue
 Arena: Lawlor Events Center
 Capacity: 11,200; Year Built: 1983
 AD: Cary Groh
 SID: Jason D. Houston

UNLV

Las Vegas, NV 89154.....I

Coach: Lon Kruger, Kansas St. 1975

2004-05 RESULTS (17-14)

54	St. Mary's (Cal.)	64
86	Oregon St.	61
73	California	72
78	Nevada	84
78	Pepperdine	86
91	Auburn	87
67	Oklahoma St.	79
80	Gardner-Webb	65
83	Fla. Atlantic	66
74	Tex.-Pan American	54
82	Texas	89
92	Fort Lewis	80
52	Utah	70
73	San Diego St.	81
86	Colorado St.	77
79	Wyoming	67
58	New Mexico	62
48	Air Force	64
72	Brigham Young	82
53	Utah	57
74	Missouri	71
93	San Diego St.	91
68	Wyoming	66
81	Colorado St.	79
63	Air Force	57
66	New Mexico	77
76	Brigham Young	66
70	Wyoming †	63
67	Utah †	73
89	Arizona St.	78
66	South Carolina	77

Nickname: Runnin' Rebels
 Colors: Scarlet & Gray
 Arena: Thomas & Mack Center
 Capacity: 18,500; Year Built: 1983
 AD: Mike Hamrick
 SID: Andy Grossman

NEW ENGLAND

Biddeford, ME 04005III

Coach: Jon Hayes, Me.-Farmington 1997

2004-05 RESULTS (8-17)

94	Bard †	71
86	Rivier	71
61	Bowdoin	78
87	Daniel Webster	72
68	Wentworth Inst.	77
56	Colby-Sawyer	69
92	Thomas	74
64	Me.-Farmington	86
58	Southern Me.	78
56	Roger Williams	85
66	Gordon	70
75	Endicott	95

68	Anna Maria	43
70	Curry	71
52	Endicott	64
74	Wentworth Inst.	67
57	Eastern Nazarene	62
53	Colby-Sawyer	73
68	Mount Ida	83
65	New England Col.	66
47	Salve Regina	71
50	Gordon	61
66	New England Col.	51
67	Nichols	60
75	St. Joseph's (Me.)	86

Nickname: Nor'easters
 Colors: Royal & Grey
 Arena: Campus Center
 Capacity: 1,500; Year Built: 1989
 AD: Karol L'heureux
 SID: Curt Smyth

NEW ENGLAND COL.

Henniker, NH 03242-3293III

Coach: Charles Mason,
 Concordia-M'head 1991

2004-05 RESULTS (12-14)

76	Rivier	68
63	Keene St. †	95
59	Eastern Nazarene	48
81	Wentworth Inst.	77
85	Daniel Webster	62
95	Thomas	66
84	Castleton St.	60
82	Newbury	70
64	Johnson St.	53
74	Nichols	85
95	St. Joseph (Vt.)	90
57	Colby-Sawyer	83
72	Wentworth Inst.	84
46	Gordon	79
60	Endicott	83
106	Bard	103
60	Anna Maria	61
73	Endicott	89
87	Curry	98
66	New England	65
68	Gordon	64
84	Roger Williams	89
52	Colby-Sawyer	78
51	New England	66
45	Salve Regina	62
63	Roger Williams	70

Nickname: Pilgrims
 Colors: Scarlet & Royal Blue
 Arena: Bridges Gym
 Capacity: 400; Year Built: 1965
 AD: Lori Runksmeier
 SID: Renee Hellert

NEW HAMPSHIRE

Durham, NH 03824I

Coach: Phil Rowe, Plymouth St. 1974

2004-05 RESULTS (9-19)

59	Liberty	58
89	Suffolk	55
62	Boston College	84
77	Army	71
67	Harvard	60
52	Boston U.	65
64	Brown	76
67	Dartmouth	69
48	West Virginia	82
59	Ohio St.	77
60	UMBC	41
51	Albany (N.Y.)	73
64	Stony Brook	73
65	Maine	70
69	Binghamton	60
54	Vermont	64
62	Hartford	64
63	Boston U.	79

73	UMBC	64
67	Northeastern	73
68	Albany (N.Y.)	81
70	Maine	76
54	Binghamton	62
71	Hartford	57
67	Vermont	81
65	Northeastern	88
76	Stony Brook	66
73	UMBC †	78

Nickname: Wildcats
 Colors: Blue & White
 Arena: Lundholm Gymnasium
 Capacity: 3,500; Year Built: 1961
 AD: Marty Scarano
 SID: Scott Stapin

NEW HAVEN

West Haven, CT 06516-1999....II

Coach: Jay Young, Marist 1986

2004-05 RESULTS (15-14)

74	Pace	81
54	C.W. Post	67
56	St. Thomas Aquinas	65
62	Philadelphia U.	74
55	Adelphi	63
68	Southampton	41
57	Bentley	78
63	American Int'l	57
57	NYIT	64
52	Bridgeport	53
82	Dowling	79
57	Queens (N.Y.)	60
83	Philadelphia U.	52
63	Molloy	50
50	C.W. Post	66
52	Bridgeport	54
35	Adelphi	50
54	Mercy	50
79	Queens (N.Y.)	75
65	Concordia (N.Y.)	42
65	Southampton	57
69	Concordia (N.Y.)	48
78	Molloy	49
64	St. Thomas Aquinas	60
58	NYIT	59
66	Dowling	64
60	Mercy	52
56	Adelphi	41
55	Queens (N.Y.) †	58

Nickname: Chargers
 Colors: Blue & Gold
 Arena: Charger Gymnasium
 Capacity: 2,500; Year Built: 1971
 AD: Deborah Chin
 SID: Chuck Sadowski

NEW JERSEY CITY

Jersey City, NJ 07305-1597III

Coach: Charles Brown,
 New Jersey City 1965

2004-05 RESULTS (18-10)

79	City Tech	72
82	Baruch	71
64	Wm. Paterson	77
69	Wilkes	82
86	Farmingdale	78
76	St. Joseph's (LI.)	62
55	Lycoming	71
76	Staten Island	84
86	Clark (Mass.) †	80
92	Staten Island	60
54	St. Mary's (Md.) †	67
103	Rutgers-Camden †	67
78	FDU-Florham †	56
73	Lebanon Valley	75
76	Rutgers-Camden	59
108	Purchase St.	58

68	Rutgers-Newark	61
76	Lincoln (Pa.)	70
80	Mitchell	52
82	Kean	62
73	Ramapo	74
91	Briarcliffe	49
65	Wm. Paterson	74
72	John Jay	43
73	Mitchell	74
79	St. Joseph's (Me.)	52
92	Lincoln (Pa.) †	82
57	Va. Wesleyan	76

Nickname: Gothic Knights
 Colors: Green & Gold
 Arena: Athletic & Fitness Center
 Capacity: 2,000; Year Built: 1994
 AD: Lawrence R. Schiner
 SID: Ira Thor

NJIT

Newark, NJ 07102II

Coach: James Paul Casciano,
 Drexel 1974

2004-05 RESULTS (11-17)

61	St. Anselm †	83
72	St. Michael's	82
64	Philadelphia U.	63
53	Felician	56
77	Goldey-Beacom	69
68	Holy Family	65
90	Post	85
63	Phila. Sciences	57
47	Bryant	85
68	American Int'l	84
39	Bryant	78
57	Franklin Pierce †	61
87	Wilmington (Del.)	82
54	Caldwell	75
78	Bloomfield	80
76	Dominican (N.Y.)	72
53	Nyack	63
56	Felician	77
83	Goldey-Beacom	80
81	Holy Family	94
66	Post	73
72	Phila. Sciences	71
69	Wilmington (Del.)	54
62	Caldwell	55
73	Bloomfield	76
63	Dominican (N.Y.)	74
71	Nyack	79
71	Caldwell	85

Nickname: Highlanders
 Colors: Scarlet & White
 Arena: Entwistle Gym
 Capacity: 1,500; Year Built: 1960
 AD: Leonard Kaplan
 SID: Mark Mentone

TCNJ

Ewing, NJ 08628-0718III

Coach: John Castaldo, TCNJ 1982

2004-05 RESULTS (17-9)

67	Rowan	45
83	Old Westbury †	54
68	Albright †	69
73	Richard Stockton	52
73	Kean	72
87	Wesley	63
110	Rutgers-Camden	63
87	Baruch	69
87	City Tech	80
76	Lehman	72
83	Amherst	61
64	Wm. Paterson	61
82	Ramapo	88
66	Neumann	72
56	Montclair St.	77
64	Rutgers-Newark	68
71	Marymount (Va.)	63

65	Wm. Paterson ■	58
97	Richard Stockton ■	105
81	Kean	70
92	Rutgers-Camden ■	45
79	Ramapo	96
75	Rowan ■	54
58	Rutgers-Newark	59
91	Montclair St. ■	84
59	Rowan ■	63

Nickname: Lions
 Colors: Blue & Gold
 Arena: Packer Hall
 Capacity: 1,200; Year Built: 1962
 AD: Kevin A. McHugh
 SID: Ann King

NEW MEXICO

Albuquerque, NM 87131I

Coach: Ritchie McKay,
 Seattle Pacific 1987

2004-05 RESULTS (26-7)

75	N.C. A&T ■	59
93	Santa Clara ■	59
82	Duquesne ■	74
93	Western N.M. ■	53
75	Oregon	79
81	Northern Ariz. ■	70
99	New Mexico St. ■	80
84	New Mexico St.	66
86	Northern Colo. ■	52
77	Ark.-Pine Bluff ■	53
77	Tennessee ■	58
64	Wake Forest ■	81
101	Mississippi Val. ■	68
88	Troy ■	66
64	Texas-Arlington	55
89	Wyoming ■	75
62	Air Force	64
58	Utah	69
53	Brigham Young	68
62	UNLV ■	58
88	San Diego St. ■	71
55	Colorado St.	47
71	Wyoming	81
63	Air Force ■	52
91	Brigham Young ■	72
65	Utah ■	54
78	San Diego St.	61
77	UNLV	66
72	Colorado St. ■	61
85	Brigham Young †	71
77	San Diego St. †	67
60	Utah †	56
47	Villanova †	55

Nickname: Lobos
 Colors: Cherry & Silver
 Arena: The Pit/Bob King Court
 Capacity: 18,018; Year Built: 1966
 AD: Rudy Davalos
 SID: Greg Remington

N.M. HIGHLANDS

Las Vegas, NM 87701II

Coach: Ed Manzanaras,
 New Mexico 1995

2004-05 RESULTS (11-17)

54	St. Edward's	68
72	Ouachita Baptist †	89
75	Western N.M.	79
82	Johnson & Wales (CO)	94
83	Western N.M. ■	76
78	St. Cloud St. †	92
67	Bemidji St. †	87
63	Chadron St.	79
62	Fort Hays St.	79
76	Regis (Colo.) ■	72
60	Metro St. ■	78
85	Colo. Christian	108
59	Colorado Mines	100
72	Neb.-Kearney ■	85
81	Western St.	64
64	Mesa St.	101
80	UC-Colo. Spgs. ■	73

84	Colorado St.-Pueblo ■	75
90	Johnson & Wales (CO) ■	82
83	Fort Lewis ■	80
73	Adams St. ■	69
107	UC-Colo. Spgs.	77
73	Colorado St.-Pueblo	93
81	Adams St.	80
69	Fort Lewis	107
80	Mesa St. ■	92
78	Western St. ■	69
89	Neb.-Kearney	93

Nickname: Cowboys
 Colors: Purple & White
 Arena: John A. Wilson Complex
 Capacity: 5,000; Year Built: 1986
 AD: Ben Santistevan
 SID: Tim Gotto

NEW MEXICO ST.

Las Cruces, NM 88003I

Coach: Tony Stubblefield,
 Neb.-Omaha 1995

2004-05 RESULTS (6-24)

65	Western Mich. †	61
64	Northwestern †	61
58	UCF †	62
67	Texas-Arlington ■	88
81	Midwestern St. ■	55
80	New Mexico	99
66	New Mexico ■	84
64	UTEP ■	75
61	UTEP	79
62	UC Irvine	75
86	Eastern N.M. ■	76
74	Texas-San Antonio	81
69	North Texas	79
63	Tulsa ■	83
71	New Orleans	74
64	South Ala.	73
79	La.-Lafayette ■	89
71	Florida Int'l	66
50	Middle Tenn. ■	65
75	Western Ky. ■	77
73	Denver	75
67	North Texas	79
66	New Orleans ■	71
55	South Ala. ■	63
49	La.-Lafayette	91
58	Denver ■	81
69	Ark.-Little Rock	75
76	Arkansas St.	90
78	Tex.-Pan American ■	61
63	Middle Tenn. †	77

Nickname: Aggies
 Colors: Crimson & White
 Arena: Pan American Center
 Capacity: 13,071; Year Built: 1968
 AD: McKinley Boston Jr.
 SID: Garret Ward

NEW ORLEANS

New Orleans, LA 70148I

Coach: Monte Towe, North Carolina St.

2004-05 RESULTS (13-17)

58	North Carolina St.	92
58	Fairleigh Dickinson †	71
81	Siena †	73
79	LSU	95
71	West Fla. ■	52
55	Tulane ■	54
59	Mississippi St. ■	74
65	Houston	78
73	Austin Peay †	91
60	IUPUI †	72
62	VMI ■	49
67	Southern Miss. ■	56
57	Alabama	68
71	South Ala. ■	51
74	New Mexico St. ■	71
67	La.-Lafayette ■	72
69	Western Ky.	81
66	Middle Tenn.	60

60	North Texas ■	66
71	Denver ■	61
72	Arkansas St. ■	56
49	Ark.-Little Rock	66
71	New Mexico St.	66
68	La.-Lafayette	80
61	South Ala.	88
87	Louisiana Tech	65
69	Florida Int'l ■	55
73	North Texas	74
61	Denver	63
67	Western Ky. †	78

Nickname: Privateers
 Colors: Royal Blue & Silver
 Arena: Kiefer Lakefront Arena
 Capacity: 8,933; Year Built: 1983
 AD: James Miller
 SID: Jack Duggan

NEW PALTZ ST.

New Paltz, NY 12561-2499III

Coach: Doug Pasquerella,
 Cortland St. 1996

2004-05 RESULTS (9-16)

67	New York U.	93
86	Wash. & Lee †	73
74	Vassar †	79
72	Utica/Rome ■	56
70	Bard †	46
77	Fredonia St.	95
65	Buffalo St.	80
83	Ursinus †	75
58	North Dakota †	82
69	Manhattanville ■	63
70	Potsdam St. ■	85
68	Plattsburgh St. ■	87
86	Utica/Rome	68
78	Geneseo St.	90
85	Baruch	70
76	Geneseo St. ■	75
87	Brockport St. ■	105
73	Cortland St.	81
72	Oneonta St.	76
85	Castleton St. ■	64
70	Oswego St. ■	82
65	Buffalo St. ■	69
71	Oneonta St. ■	75
65	Potsdam St.	76
72	Plattsburgh St.	93

Nickname: Hawks
 Colors: Orange & Blue
 Arena: Elting Gymnasium
 Capacity: 2,200; Year Built: 1964
 AD: Stuart Robinson
 SID: Mike Salerno

CITY TECH

Brooklyn, NY 11201III

Coach: Raymond Amalbert, Hunter 1976

2004-05 RESULTS (22-6)

72	New Jersey City	79
60	Arcadia †	58
79	St. Joseph's (Brkln)	67
62	John Jay	52
68	Vassar ■	70
91	Brooklyn	55
86	York (N.Y.) ■	72
69	Richard Stockton †	71
80	TCNJ	87
65	FDU-Florham ■	63
86	CCNY ■	80
89	Staten Island ■	73
103	Baruch ■	93
87	Medgar Evers	71
85	Lehman	86
99	Centenary (N.J.) ■	91
82	Medgar Evers ■	75
87	Mt. St. Mary (N.Y.)	79

73	York (N.Y.)	61
89	Brooklyn ■	72
69	Staten Island	66
97	Hunter	75
68	Farmingdale	66
62	John Jay †	50
83	CCNY †	69
76	Staten Island †	66
68	Ursinus	66
80	Ramapo	105

Nickname: Yellow Jackets
 Colors: Royal Blue & Gold
 AD: Jerry Albig
 SID: Gregg Cohen

NYIT

Old Westbury, NY 11568-8000 II

Coach: Sal Lagano, Hofstra 1988

2004-05 RESULTS (16-12)

92	Molloy	79
79	Concordia (N.Y.) ■	52
71	Felician ■	74
103	Southampton ■	78
60	Queens (N.Y.)	78
68	Bridgeport ■	69
58	Adelphi	51
65	Mass.-Lowell †	69
72	Southern Conn. St. †	66
64	New Haven ■	57
75	C.W. Post ■	82
59	Mercy	54
93	St. Thomas Aquinas ■	68
90	Queens (N.Y.) ■	92
68	Philadelphia U.	88
66	Dowling	58
77	Concordia (N.Y.)	56
82	Bridgeport	77
72	Molloy ■	82
72	St. Thomas Aquinas	78
73	Dowling ■	76
55	Adelphi ■	69
107	Southampton	86
87	Philadelphia U. ■	54
66	C.W. Post	64
59	New Haven	58
86	Mercy ■	75
86	Queens (N.Y.)	88

Nickname: Bears
 Colors: Navy Blue
 Arena: Recreation Hall
 Capacity: 500; Year Built: 1955
 AD: Clyde Doughty Jr.
 SID: Ben Arcuri

NEW YORK U.

New York, NY 10012III

Coach: Joe Nesci, Brooklyn 1979

2004-05 RESULTS (16-10)

93	New Paltz St. ■	67
74	Nazareth ■	80
80	Washington (Md.) ■	45
93	Stevens Institute ■	55
91	St. Joseph's (L.I.)	74
95	Manhattanville ■	47
82	Haverford ■	51
88	Mt. St. Vincent ■	71
80	Skidmore	50
63	Carnegie Mellon ■	66
49	Rochester	52
79	Polytechnic (N.Y.)	43
77	Brandeis	79
96	Hunter	65
89	Emory	95
90	Case Reserve	82
60	Chicago ■	51
68	Washington-St. Louis ■	88
72	Washington-St. Louis	58
72	Chicago	86
55	Rochester	57

82 Carnegie Mellon.....	90
86 Case Reserve ■.....	78
84 Emory ■.....	62
77 Brandeis ■.....	52
61 Lehman †.....	63

Nickname: Violets
 Colors: Purple & White
 Arena: Coles Sports Center
 Capacity: 1,900; Year Built: 1981
 AD: Christopher Bledsoe
 SID: Jeffrey Bernstein

NEWBERRY

Newberry, SC 29108.....II

Coach: Shaun Golden, Georgia 1993

2004-05 RESULTS (8-20)

73 GC&SU.....	88
73 Lees-McRae †.....	65
67 Mount Olive.....	102
80 Erskine ■.....	75
77 Lander †.....	83
72 S.C.-Aiken †.....	69
64 Brevard ■.....	63
49 GC&SU ■.....	66
56 Limestone.....	77
58 Furman.....	110
66 North Greenville ■.....	81
49 Carson-Newman ■.....	72
69 Catawba.....	94
72 Wingate ■.....	73
57 Presbyterian ■.....	68
75 Tusculum.....	78
69 North Greenville ■.....	67
55 Lenoir-Rhyne.....	77
71 Southern Wesleyan.....	73
64 Mars Hill ■.....	57
82 Carson-Newman.....	78
54 Catawba ■.....	63
75 Wingate.....	79
47 Presbyterian.....	59
85 Tusculum ■.....	97
77 Lenoir-Rhyne ■.....	62
66 Mars Hill.....	84
53 Catawba.....	84

Nickname: Indians
 Colors: Scarlet & Gray
 Arena: Eleazer Arena
 Capacity: 1,600; Year Built: 1981
 AD: Andy Carter
 SID: Scott McCain

NEWBURY

Brookline, MA 02445III

Coach: Adam Nelson,
 Boston College 1996

2004-05 RESULTS (4-21)

80 Westfield St. †.....	93
44 St. Joseph's (Me.) †.....	65
42 Colby.....	80
55 Norwich.....	64
51 Green Mountain †.....	54
79 Salem St.....	91
81 Becker.....	66
83 Rivier †.....	65
67 Bard.....	62
70 New England Col.....	82
69 Mass. Liberal Arts.....	74
60 Eastern Nazarene ■.....	79
66 Western Conn. St.....	83
63 Curry ■.....	77
43 Gordon ■.....	74
42 Framingham St. ■.....	67
52 MIT.....	79
66 Elms.....	76
61 Tufts.....	97
73 Fitchburg St. ■.....	83
76 Wheaton (Mass.) ■.....	73

57 Lasell.....	67
83 Daniel Webster ■.....	62
76 Anna Maria.....	82
56 St. Joseph's (Me.) ■.....	68

Nickname: Nighthawks
 Colors: Green & Gold
 Arena: Papas Gynasium
 Capacity: 300; Year Built: 1950
 AD: Peter Centola
 SID: Peter Centola

NIAGARA

Niagara University, NY 14109I

Coach: Joe Mihalich, La Salle 1978

2004-05 RESULTS (20-10)

78 Providence.....	83
78 American ■.....	71
74 Central Conn. St. ■.....	53
102 St. John's (N.Y.) ■.....	81
87 Canisius.....	82
89 Loyola (Md.).....	97
96 Yale ■.....	60
92 Buffalo.....	95
111 St. Bonaventure.....	75
74 Bucknell.....	76
86 Fairfield ■.....	74
91 St. Peter's.....	80
73 Iona ■.....	71
72 Manhattan.....	78
87 Marist.....	88
102 Rider ■.....	97
75 Manhattan ■.....	73
74 Siena.....	59
84 Loyola (Md.) ■.....	73
79 Marist ■.....	68
81 Siena ■.....	66
80 Iona.....	95
78 Fairfield.....	74
113 Canisius ■.....	101
68 Akron.....	74
90 St. Peter's.....	85
106 Rider.....	113
69 Iona †.....	66
81 Rider †.....	59
67 Oklahoma †.....	84

Nickname: Purple Eagles
 Colors: Purple and White
 Arena: Gallagher Center
 Capacity: 2,400; Year Built: 1949
 AD: Michael J. Hermann
 SID: Mark Vandergriff

NICHOLLS ST.

Thibodaux, LA 70310I

Coach: J.P. Piper, Southeastern La. 1991

2004-05 RESULTS (6-21)

69 Mississippi St.....	98
78 Auburn.....	92
52 Michigan St.....	102
56 Loyola (La.) ■.....	50
74 Lipscomb.....	83
55 Mississippi.....	87
82 Davenport.....	62
100 Md.-East. Shore ■.....	66
84 Texas Southern ■.....	74
101 Cincinnati Christian ■.....	45
61 Jackson St.....	76
65 Texas-Arlington ■.....	76
66 Sam Houston St. ■.....	73
58 Texas St.....	72
69 Texas-San Antonio.....	79
67 Stephen F. Austin ■.....	85
90 McNeese St. ■.....	81
74 Lamar.....	92
79 Texas St. ■.....	97
49 Southeastern La. ■.....	60
67 La.-Monroe.....	72

93 Northwestern St.....	95
69 Sam Houston St.....	85
78 Texas-San Antonio ■.....	83
65 Northwestern St. ■.....	67
69 McNeese St.....	89
66 Texas-Arlington.....	78

Nickname: Colonels
 Colors: Red & Gray
 Arena: David Stopher Gymnasium
 Capacity: 3,800; Year Built: 1967
 AD: Robert J. Bernardi
 SID: Bobby Galinsky

NICHOLS

Dudley, MA 01571-5000.....III

Coach: Dave Sokolnicki, Nichols 1997

2004-05 RESULTS (7-19)

63 WPI †.....	94
100 Becker †.....	88
73 Coast Guard ■.....	80
58 Colby-Sawyer ■.....	100
77 Fitchburg St. ■.....	68
70 Worcester St.....	76
52 Salve Regina.....	74
49 Roger Williams.....	57
65 Salve Regina ■.....	73
85 New England Col. ■.....	74
90 Wentworth Inst.....	78
64 Clark (Mass.).....	80
80 Manhattanville.....	91
66 Brooklyn †.....	72
77 Anna Maria ■.....	70
80 Elms.....	86
66 Curry.....	77
82 Eastern Nazarene.....	79
62 Roger Williams ■.....	66
66 Endicott.....	88
75 Anna Maria.....	73
71 Curry ■.....	75
73 Gordon.....	78
87 Eastern Nazarene ■.....	91
60 New England ■.....	67
63 Endicott.....	71

Nickname: Bison
 Colors: Green & White
 Arena: Chalmers Field House
 Capacity: 800; Year Built: 2000
 AD: Charlyn Robert
 SID: Mike Serijan

NORFOLK ST.

Norfolk, VA 23504I

Coach: Dwight Freeman,
 Western St. 1982

2004-05 RESULTS (13-14)

58 Towson.....	69
47 Cleveland St.....	79
76 Savannah St. ■.....	49
68 Florida A&M ■.....	79
68 Bethune-Cookman ■.....	53
79 Hampton.....	64
56 Clemson.....	83
58 Rutgers.....	63
70 Georgetown.....	78
58 Miami (Fla.).....	76
81 Savannah St.....	50
55 South Carolina St.....	52
69 N.C. A&T.....	62
74 Md.-East. Shore ■.....	56
64 Howard.....	54
47 Delaware St.....	50
51 Morgan St.....	55
39 Coppin St. ■.....	54
61 Florida A&M.....	54
69 Bethune-Cookman.....	49
59 South Carolina St. ■.....	70
56 N.C. A&T ■.....	51

68 Md.-East. Shore.....	52
68 Delaware St. ■.....	72
59 Howard ■.....	49
60 Hampton.....	66
59 South Carolina St. †.....	76

Nickname: Spartans
 Colors: Green & Gold
 Arena: Echols Arena
 Capacity: 7,000; Year Built: 1982
 AD: Marty L. Miller
 SID: Matt Michalec

NORTH ALA.

Florence, AL 35632-0001II

Coach: Bobby Champagne,
 South Ala. 1990

2004-05 RESULTS (14-14)

72 Nova Southeastern ■.....	64
99 Stillman ■.....	89
78 Southern Ind. ■.....	75
64 Ky. Wesleyan ■.....	62
76 Miles †.....	81
71 LeMoyné-Owen †.....	63
73 Delta St.....	71
103 Columbus St.....	101
69 Ouachita Baptist ■.....	75
86 Ouachita Baptist.....	96
93 Lane ■.....	100
79 Christian Bros.....	89
63 Montevallo.....	81
93 West Ala.....	86
59 Valdosta St. ■.....	53
62 West Fla. ■.....	60
65 Lincoln Memorial.....	79
88 West Ga.....	109
54 Ala.-Huntsville.....	76
90 Fla. Gulf Coast ■.....	83
90 West Fla.....	101
74 Valdosta St.....	79
89 West Ala. ■.....	75
85 Montevallo.....	90
77 Lincoln Memorial ■.....	72
96 West Ga. ■.....	83
93 Ala.-Huntsville ■.....	99
58 Ouachita Baptist †.....	73

Nickname: Lions
 Colors: Purple & Gold
 Arena: Flowers Hall
 Capacity: 3,500; Year Built: 1972
 AD: Joel W. Erdmann
 SID: Jeff Hodges

NORTH CAROLINA

Chapel Hill, NC 27515I

Coach: Roy Williams,
 North Carolina 1972

2004-05 RESULTS (33-4)

66 Santa Clara †.....	77
86 Brigham Young †.....	50
94 Tennessee †.....	81
106 Iowa †.....	92
97 Southern California ■.....	65
70 Indiana.....	63
91 Kentucky ■.....	78
109 Loyola (Ill.) ■.....	60
85 Virginia Tech.....	51
93 Vermont.....	65
96 UNC Wilmington ■.....	75
107 Cleveland St. ■.....	64
105 William & Mary ■.....	66
109 Maryland.....	75
91 Georgia Tech ■.....	69
82 Wake Forest.....	95
77 Clemson.....	58
87 Miami (Fla.) ■.....	67
110 Virginia.....	76
95 North Carolina St. ■.....	71
81 Florida St.....	60

70 Duke	71
77 Connecticut	70
85 Virginia ■	61
88 Clemson ■	56
81 North Carolina St.	71
85 Maryland	83
91 Florida St. ■	76
75 Duke ■	73
88 Clemson †	81
75 Georgia Tech †	78
96 Oakland †	68
92 Iowa St. †	65
67 Villanova †	66
88 Wisconsin †	82
87 Michigan St. †	71
75 Illinois †	70

Nickname: Tar Heels
 Colors: Carolina Blue & White
 Arena: Smith Center
 Capacity: 21,800; Year Built: 1986
 AD: Richard Baddour
 SID: Steve Kirschner

N.C. A&T

Greensboro, NC 27411

Coach: Jerry Eaves, Louisville 1986

2004-05 RESULTS (6-24)

59 New Mexico	75
69 Duquesne †	82
52 Santa Clara †	90
56 Texas A&M	89
77 High Point ■	68
61 Radford	66
53 Coppin St.	67
67 Campbell ■	68
51 Louisville	85
49 Nebraska	71
54 Tulane	73
76 Wake Forest	98
72 Hampton ■	81
62 Norfolk St. ■	69
70 Delaware St. ■	66
82 Howard ■	72
86 Florida A&M	93
78 Bethune-Cookman	83
74 Md.-East. Shore ■	59
74 Coppin St. ■	79
61 Morgan St. ■	63
54 Morgan St.	71
47 Hampton	65
51 Norfolk St.	56
59 Delaware St.	69
87 Howard	63
65 Florida A&M ■	89
63 Bethune-Cookman ■	60
65 South Carolina St. ■	73
62 Bethune-Cookman †	76

Nickname: Aggies
 Colors: Blue & Gold
 Arena: Ellis Corbett Sports Center
 Capacity: 5,700; Year Built: 1978
 AD: Reginald Wade
 SID: Brian Holloway

UNC ASHEVILLE

Asheville, NC 28804-3299

Coach: Eddie Biedenbach,
 North Carolina St. 1968

2004-05 RESULTS (11-17)

55 Texas Tech	119
59 Clemson	78
54 UNC Wilmington ■	57
68 Furman	72
85 Western Caro. ■	71
72 Maryland	96
75 Lenoir-Rhyne ■	61
95 Montreat ■	60
52 Charlotte	64
63 Michigan St.	92

54 Michigan	75
63 Charleston So. ■	64
70 Winthrop ■	78
73 High Point	92
87 VMI ■	77
78 Birmingham-So.	58
71 Liberty	72
75 Radford ■	72
66 Charleston So.	63
54 Coastal Caro.	70
89 High Point ■	77
60 Winthrop	67
77 VMI	72
68 Birmingham-So. ■	59
83 Coastal Caro. ■	71
80 Liberty	92
75 Radford	91
93 High Point ■	98

Nickname: Bulldogs
 Colors: Royal Blue & White
 Arena: Charlie Justice Center
 Capacity: 1,100; Year Built: 1963
 AD: Janet Cone
 SID: Mike Gore

N.C. CENTRAL

Durham, NC 27707

Coach: Henry Dickerson,
 Charleston (W.V.) 1973

2004-05 RESULTS (16-12)

94 St. Paul's ■	37
65 Belmont Abbey	71
60 Catawba	57
59 Clayton St. ■	58
64 Clayton St.	61
81 Queens (N.C.) ■	67
89 Columbus St.	90
55 Benedict †	63
51 North Fla. †	43
69 St. Augustine's ■	63
55 Fayetteville St.	59
79 Bowie St.	77
71 Shaw ■	65
63 Livingstone †	69
73 Belmont Abbey ■	56
70 Virginia Union	81
64 St. Augustine's	68
74 Johnson C. Smith ■	62
81 Winston-Salem ■	86
74 Fayetteville St. ■	72
71 Virginia St.	64
72 Livingstone ■	73
65 Elizabeth City St. ■	63
66 Virginia Union ■	65
58 Winston-Salem	79
57 Johnson C. Smith	61
72 Virginia St. †	55
69 Johnson C. Smith †	79

Nickname: Eagles
 Colors: Maroon & Gray
 Arena: McLendon-McDougald Gym
 Capacity: 3,000; Year Built: 1955
 AD: William Hayes
 SID: Kyle Serba

UNC GREENSBORO

Greensboro, NC 27402-6170

Coach: Fran McCaffery, Penn 1982

2004-05 RESULTS (18-12)

98 Montreat ■	67
79 Coastal Caro. ■	73
44 Duke	98
92 Bridgewater (Va.) ■	55
79 Southern Miss. †	78
58 Iowa	83
96 Guilford ■	65
74 Liberty	69
84 William & Mary ■	62
53 Wisconsin	85

59 Minnesota	94
61 Wofford ■	44
84 Appalachian St.	79
65 Furman	82
66 Western Caro. ■	54
79 East Tenn. St. ■	76
78 Citadel	68
67 Col. of Charleston	79
62 Chattanooga ■	57
50 Elon	54
69 Davidson ■	78
79 Ga. Southern ■	85
78 East Tenn. St.	105
68 Chattanooga	82
92 Appalachian St. ■	73
69 Elon ■	60
79 Western Caro.	76
73 Ga. Southern †	71
73 Davidson †	68
62 Chattanooga	66

Nickname: Spartans
 Colors: Gold, White & Navy
 Arena: Michael B. Fleming Gym
 Capacity: 2,320; Year Built: 1989
 AD: Nelson E. Bobb
 SID: Mike Hirschman

UNC PEMBROKE

Pembroke, NC 28372-1510

Coach: Jason Tinsley,
 Northwestern St. 1989

2004-05 RESULTS (3-25)

81 Barton	101
67 Fayetteville St. †	80
82 St. Andrews †	103
74 Coker ■	60
80 North Greenville	88
62 Livingstone	64
76 Johnson & Wales (SC) ■	72
96 Concord	111
83 Mount Olive ■	115
64 Livingstone ■	74
68 Concord ■	76
49 Augusta St.	83
52 Columbus St. ■	91
70 S.C.-Aiken ■	81
66 GC&SU	73
61 Lander ■	70
64 Clayton St. ■	82
68 S.C.-Aiken	80
68 Armstrong Atlantic	95
58 Lander	74
58 North Fla. ■	85
68 Francis Marion ■	67
57 S.C. Upstate	101
40 Augusta St.	67
61 Kennesaw St.	103
52 Francis Marion	81
38 S.C. Upstate	70
62 Columbus St. †	92

Nickname: Braves
 Colors: Black & Gold
 Arena: Jones Athletic Complex
 Capacity: 3,000; Year Built: 1972
 AD: Dan Kenney
 SID: Rikki Cockrell

NORTH CAROLINA ST.

Raleigh, NC 27695-7001

Coach: Herb Sendek,
 Carnegie Mellon 1985

2004-05 RESULTS (21-14)

92 New Orleans ■	58
71 Elon ■	45
100 East Caro. ■	66
99 Campbell ■	44
60 Purdue ■	53
76 Manhattan ■	60
94 Liberty	60
78 La.-Lafayette ■	72
64 Washington	68
72 Brigham Young	61

84 Columbia †	74
45 St. John's (N.Y.) †	63
69 West Virginia ■	82
66 Miami (Fla.)	67
74 Duke ■	86
76 Georgia Tech ■	68
71 Virginia Tech	72
85 Maryland	69
64 Florida St. ■	70
80 Clemson	70
71 North Carolina	95
62 Virginia ■	64
75 Wake Forest	86
53 Georgia Tech	51
82 Maryland ■	63
71 North Carolina ■	81
74 Virginia Tech ■	54
82 Virginia	72
53 Wake Forest ■	55
70 Florida St. †	54
81 Wake Forest †	65
69 Duke †	76
75 Charlotte †	63
65 Connecticut †	62
56 Wisconsin †	65

Nickname: Wolfpack
 Colors: Red & White
 Arena: RBC Center
 Capacity: 19,722; Year Built: 1999
 AD: Lee G. Fowler
 SID: Annabelle Vaughan

N.C. WESLEYAN

Rocky Mount, NC 27804

Coach: John Thompson,
 UNC Greensboro 1984

2004-05 RESULTS (11-17)

69 Lynchburg †	60
70 Southern Va. †	64
108 Roanoke Bible	41
73 Otterbein †	91
53 Centre †	59
106 Roanoke Bible ■	27
64 Flagler ■	89
75 Gallaudet ■	64
84 Mary Washington ■	91
55 York (N.Y.)	64
91 CCNY	88
66 Chowan	85
68 Shenandoah ■	85
77 Chris. Newport ■	78
71 Greensboro ■	83
57 Methodist	80
56 Averett	61
82 Ferrum	74
76 Chowan ■	71
63 Shenandoah	73
69 Chris. Newport	81
86 Greensboro	94
59 Methodist ■	76
87 Ferrum ■	104
93 Averett ■	90
82 Chris. Newport †	69
68 Averett †	54
53 Methodist	91

Nickname: Battling Bishops
 Colors: Navy Blue & Vega Gold
 Arena: Everett Gymnasium
 Capacity: 800; Year Built: 1960
 AD: John M. Thompson
 SID: Renny Taylor

UNC WILMINGTON

Wilmington, NC 28403-3297

Coach: Brad Brownell, DePauw 1991

2004-05 RESULTS (19-10)

58 Marshall ■	57
69 North Texas	76
57 UNC Asheville	54
75 Campbell ■	52
68 Va. Commonwealth ■	63
67 Ill.-Chicago	76
57 Col. of Charleston	59

64 Coastal Caro.	61
75 North Carolina.....	96
71 Elon ■.....	48
49 James Madison.....	48
69 George Mason.....	74
81 Hofstra ■.....	74
77 Towson ■.....	59
54 William & Mary.....	49
56 Old Dominion.....	70
63 Drexel ■.....	62
62 Delaware.....	59
61 Towson.....	57
71 George Mason ■.....	67
63 Old Dominion ■.....	74
80 William & Mary ■.....	72
68 Hofstra.....	74
69 Drexel.....	66
57 James Madison ■.....	54
68 Delaware ■.....	65
71 Va. Commonwealth.....	72
60 George Mason †.....	47
46 Va. Commonwealth.....	55

Nickname: Seahawks
 Colors: Teal, Navy & Gold
 Arena: Trask Coliseum
 Capacity: 6,100; Year Built: 1977
 AD: Mike Capaccio
 SID: Joe Browning

NORTH CENTRAL (ILL.)

Naperville, IL 60566-7063III

Coach: Todd Raridon, Hastings 1980

2004-05 RESULTS (15-10)

129 Marietta ■.....	87
68 Franklin ■.....	64
92 Knox ■.....	85
80 Chowan †.....	60
77 Cabrini †.....	60
77 Adrian ■.....	62
79 Kalamazoo ■.....	62
72 Benedictine (Ill.).....	73
60 Wis.-Oshkosh †.....	59
67 Clarke.....	66
79 Mid-America Naz. †.....	69
86 Augustana (Ill.) ■.....	76
71 Carthage ■.....	55
82 Wheaton (Ill.) ■.....	62
51 Carthage.....	54
51 Elmhurst.....	72
55 Augustana (Ill.).....	59
62 Millikin.....	72
77 Elmhurst ■.....	84
67 Ill. Wesleyan.....	81
69 Wheaton (Ill.).....	73
76 North Park.....	64
67 Millikin ■.....	72
70 Ill. Wesleyan ■.....	73
90 North Park ■.....	61

Nickname: Cardinals
 Colors: Cardinal & White
 Arena: Gregory Arena
 Capacity: 3,000; Year Built: 1931
 AD: Walter J. Johnson
 SID: Josh Hendricks

NORTH DAKOTA

Grand Forks, ND 58202II

Coach: Rich Glas, Bemidji St. 1970

2004-05 RESULTS (20-10)

74 Fla. Gulf Coast †.....	63
79 Henderson St. †.....	48
63 Barry †.....	69
81 Wayne St. (Neb.) ■.....	76
82 Lake Superior St. ■.....	62
57 Bemidji St.	68
77 Colorado St.-Pueblo ■.....	57
78 Neb.-Kearney ■.....	76
85 Upper Iowa ■.....	58
80 Northern St. ■.....	70

76 Minn. St. Moorhead.....	66
77 Bemidji St. ■.....	69
67 Concordia-St. Paul ■.....	81
77 Minn.-Crookston.....	70
76 Dakota Wesleyan ■.....	56
92 Cal St. Monterey Bay.....	87
82 New Paltz St. †.....	58
78 Neb.-Omaha.....	73
73 Neb.-Omaha ■.....	60
69 South Dakota ■.....	89
75 Minn. St. Mankato ■.....	72
83 St. Cloud St. ■.....	77
80 Augustana (S.D.).....	84
61 St. Cloud St.	67
80 Augustana (S.D.) ■.....	69
82 Minn. Duluth ■.....	78
47 South Dakota.....	74
63 Minn. St. Mankato.....	73
68 Minn. Duluth.....	95
62 Minn. St. Mankato.....	80

Nickname: Fighting Sioux
 Colors: Kelly Green & White
 Arena: Betty Engelstad Sioux Center
 Capacity: 3,600; Year Built: 2004
 AD: Thomas Buning
 SID: Mitchell Wigness

NORTH DAKOTA ST.

Fargo, ND 58105-5600II

Coach: Tim Miles, Mary 1989

2004-05 RESULTS (16-12)

61 Kansas St.	70
62 Denver.....	79
72 Northern St. †.....	79
73 Southwest Minn. St.	45
72 Northern St.	66
72 Jamestown ■.....	52
70 Minn. St. Mankato ■.....	73
84 Minn. Duluth ■.....	83
58 Eastern Mich.	60
56 Oakland.....	82
66 Wis.-Green Bay.....	72
72 Rider †.....	93
47 Manhattan.....	89
71 Concordia-M'head ■.....	56
67 UMKC.....	80
59 South Dakota St.	78
76 Dakota Wesleyan ■.....	65
68 Southwest Minn. St. ■.....	67
80 Minn.-Crookston ■.....	66
88 Northern St. ■.....	60
88 Minn.-Crookston.....	79
91 Si Tanka ■.....	65
82 Mayville St. ■.....	67
72 Upper Iowa.....	61
68 Central St. (Ohio) †.....	63
75 South Dakota St. †.....	55
74 Fla. Gulf Coast.....	70
57 South Dakota St. ■.....	68

Nickname: Bison
 Colors: Yellow and Green
 Arena: Bison Sports Arena
 Capacity: 6,000; Year Built: 1970
 AD: Gene Taylor
 SID: Ryan Perreault

NORTH FLA.

Jacksonville, FL 32224-2645II

Coach: Matt Kilcullen, Lehman 1976

2004-05 RESULTS (14-17)

43 Henderson St. †.....	65
95 Fla. Gulf Coast †.....	103
72 Clayton St. †.....	90
91 Edward Waters ■.....	78
73 Jacksonville.....	78
66 Winston-Salem.....	69
59 Fla. Southern.....	74
66 Eckerd †.....	80
66 Shaw †.....	58

69 St. Paul's ■.....	43
68 Shaw ■.....	59
53 Virginia Union †.....	66
43 N.C. Central †.....	51
67 Winston-Salem ■.....	64
50 Clayton St. ■.....	55
65 S.C. Upstate.....	74
75 Columbus St. ■.....	82
53 Augusta St.	60
79 GC&SU.....	63
57 Francis Marion ■.....	53
79 Columbus St.	88
60 Lander ■.....	39
66 GC&SU.....	63
85 UNC Pembroke.....	58
72 Armstrong Atlantic.....	68
58 Clayton St.	51
82 S.C.-Aiken ■.....	75
68 Armstrong Atlantic ■.....	56
57 Kennesaw St. ■.....	60
59 Kennesaw St.	66
72 S.C.-Aiken †.....	80

Nickname: Ospreys
 Colors: Navy Blue & Gray
 Arena: UNF Arena
 Capacity: 5,800; Year Built: 1993
 AD: Richard E. Gropper
 SID: Tom Strother

NORTH GREENVILLE

Tigerville, SC 29688II

Coach: Chad Lister, Furman 1995

2004-05 RESULTS (10-20)

59 Limestone.....	81
81 Presbyterian ■.....	73
61 Gardner-Webb.....	85
57 Lander ■.....	60
65 S.C. Upstate.....	85
88 UNC Pembroke ■.....	80
70 Mars Hill ■.....	95
80 S.C.-Aiken ■.....	88
57 Presbyterian.....	61
52 Lander.....	84
71 Catawba.....	97
53 Wingate.....	69
81 Newberry.....	66
70 Erskine ■.....	81
69 Mars Hill.....	88
56 Allen ■.....	53
60 Catawba ■.....	75
95 Warren Wilson ■.....	46
64 Montreat.....	76
73 Limestone ■.....	74
67 Newberry.....	69
80 Warren Wilson.....	40
68 Erskine.....	74
73 Wingate ■.....	69
83 Brevard.....	92
68 Tusculum.....	100
91 Montreat ■.....	76
50 Fla. Gulf Coast.....	74
82 Upper Iowa †.....	79
66 Central St. (Ohio) †.....	63

Nickname: Crusaders
 Colors: Red, Black, and White
 Arena: Hayes Gymnasium
 Capacity: 1,800; Year Built: 1950
 AD: Jan McDonald
 SID: Kevin Nicholls

NORTH PARK

Chicago, IL 60625-4895III

Coach: Paul Brenegan, Loras 1995

2004-05 RESULTS (4-21)

59 Milwaukee Engr. ■.....	47
50 Lewis.....	68
73 Concordia (Wis.).....	76
59 St. Norbert ■.....	74

64 Edgewood.....	72
88 Judson (Ill.).....	81
58 Westminster (Mo.).....	49
55 Webster.....	60
50 Benedictine (Ill.) ■.....	73
68 La Sierra †.....	72
80 Robert Morris-S'fiel †.....	78
58 Augustana (Ill.).....	80
63 Elmhurst.....	75
80 Wheaton (Ill.) ■.....	99
73 Millikin.....	81
68 Carthage.....	90
58 Ill. Wesleyan.....	73
65 Elmhurst ■.....	66
61 Augustana (Ill.) ■.....	74
66 Millikin.....	80
64 North Central (Ill.) ■.....	76
78 Wheaton (Ill.).....	97
57 Carthage ■.....	79
89 Ill. Wesleyan ■.....	98
61 North Central (Ill.).....	90

Nickname: Vikings
 Colors: Blue & Gold
 Arena: North Park Gymnasium
 Capacity: 1,300; Year Built: 1958
 AD: Jack Surridge
 SID: Chris Nelson

NORTH TEXAS

Denton, TX 76207.....I

Coach: Johnny Jones, LSU 1985

2004-05 RESULTS (14-14)

100 Angelo St. ■.....	66
71 Alabama.....	85
76 UNC Wilmington ■.....	69
70 Lamar ■.....	66
78 TCU ■.....	88
57 Texas.....	86
92 Tex.-Pan American.....	85
95 Southern U. ■.....	73
69 Southeast Mo. St. ■.....	62
56 Chattanooga.....	72
75 Tenn.-Martin †.....	70
79 New Mexico St.	69
52 Denver.....	79
68 Florida Int'l.....	60
64 Ark.-Little Rock ■.....	71
70 Arkansas St. ■.....	73
66 New Orleans.....	60
60 South Ala.	67
79 La.-Lafayette ■.....	86
79 New Mexico St. ■.....	67
64 Middle Tenn.	79
92 Western Ky. ■.....	93
103 Tex. Permian Basin ■.....	44
68 Denver ■.....	66
67 La.-Lafayette.....	80
74 New Orleans ■.....	73
72 South Ala. ■.....	91
76 Arkansas St. †.....	84

Nickname: Mean Green
 Colors: Green & White
 Arena: Super Pit
 Capacity: 10,032; Year Built: 1973
 AD: Rick Villarreal
 SID: Jerry Scott

NORTHEASTERN

Boston, MA 02115I

Coach: Ron Everhart, Virginia Tech 1985

2004-05 RESULTS (21-10)

70 Birmingham-So. †.....	81
88 Cornell †.....	85
75 Harvard.....	85
84 Massachusetts.....	68
53 Wright St. ■.....	59
60 Connecticut.....	97
73 Detroit ■.....	68
75 Stony Brook.....	69

76 Holy Cross	82
76 Iona ■	61
75 Binghamton ■	68
60 Vermont ■	75
73 Albany (N.Y.)	70
82 Hartford	69
77 UMBC ■	66
77 Boston U. ■	75
60 Maine	67
65 Stony Brook ■	56
69 Binghamton	59
73 New Hampshire	67
64 Vermont	72
86 Hartford ■	66
85 UMBC	55
82 Maine ■	51
63 Boston U.	48
88 New Hampshire ■	65
70 Albany (N.Y.) ■	63
90 Stony Brook †	79
86 Maine †	73
57 Vermont	80
65 Memphis	90

Nickname: Huskies
 Colors: Red & Black
 Arena: Solomon Court
 Capacity: 2,500; Year Built: 1954
 AD: David O'Brien
 SID: Mickey Brown

NORTHEASTERN ST.

Tahlequah, OK 74464-2399II

Coach: Larry Gipson, Heidelberg 1974

2004-05 RESULTS (8-19)

55 Mo. Western St. ■	56
65 Arkansas Tech ■	67
59 Drury	60
62 Bacone	34
57 Tex. A&M-Commerce	59
47 Tex. A&M-Kingsville	58
75 Mo. Southern St.	61
78 Angelo St. ■	70
80 Abilene Christian ■	69
44 Rollins †	52
59 South Dakota †	71
46 West Tex. A&M	73
62 Eastern N.M.	65
61 Drury ■	63
54 Midwestern St. ■	67
66 Central Okla.	73
40 Tarleton St. ■	44
53 Southwestern Okla.	59
72 Cameron ■	61
52 Southeastern Okla.	78
59 East Central ■	58
59 Central Okla. ■	62
53 Tarleton St.	70
51 Southwestern Okla. ■	57
64 Cameron	69
67 Southeastern Okla. ■	56
85 East Central	79

Nickname: Redmen
 Colors: Green & White
 Arena: Dobbins Fieldhouse
 Capacity: 1,200; Year Built: 1954
 AD: Eddie Griffin
 SID: Scott Pettus

NORTHERN ARIZ.

Flagstaff, AZ 86011-5400I

Coach: Mike Adras,
 UC Santa Barb. 1983

2004-05 RESULTS (11-17)

67 Iona †	77
70 Alcorn St. †	61
78 UC Riverside ■	60
69 Oral Roberts ■	70
70 New Mexico	81
93 Lewis & Clark ■	81

69 UC Davis	64
65 Texas Tech	81
96 Willamette ■	57
56 San Diego	65
102 Quinnipiac ■	83
64 Loyola Marymount †	69
85 South Carolina St. †	75
61 Eastern Wash.	65
78 Portland St.	91
86 Weber St. ■	71
86 Idaho St. ■	68
79 Montana	83
68 Montana St.	88
88 Sacramento St.	92
81 Portland St. ■	84
77 Eastern Wash. ■	64
75 Idaho St.	86
73 Weber St.	94
84 Montana St. ■	61
64 Tulsa	79
86 Sacramento St. ■	87
69 Montana ■	77

Nickname: Lumberjacks
 Colors: Blue & Gold & Sage
 Arena: Walkup Skydome
 Capacity: 7,000; Year Built: 1977
 AD: James E. Fallis
 SID: Steve Shaff

NORTHERN COLO.

Greeley, CO 80639II

Coach: Craig Rasmuson, Ashland 1990

2004-05 RESULTS (8-21)

54 Syracuse	104
54 Bucknell †	67
68 Colorado St.	76
51 Loyola Marymount ■	83
39 Iowa St.	57
55 Stephen F. Austin †	65
76 Western St. ■	58
54 Air Force	63
80 Great Falls ■	49
52 New Mexico	86
44 Oklahoma	80
57 Oral Roberts	78
66 Utah	81
75 Montana St.	87
86 Texas St. ■	82
68 Texas Tech	88
84 Tex.-Pan American ■	70
99 Longwood ■	91
64 Utah Valley St. ■	67
81 Tex. A&M-Corp. Chris ■	87
72 Tex.-Pan American	77
76 Longwood	56
53 Denver ■	72
63 IPFW	71
110 UC-Colo. Spgs. ■	67
83 Colorado Col. ■	67
52 Utah Valley St.	71
60 Gonzaga	87
57 UC Davis ■	79

Nickname: Bears
 Colors: Blue & Gold
 Arena: Butler Hancock Sports Pavilion
 Capacity: 4,500; Year Built: 1975
 AD: Jay Hinrichs
 SID: Kyle Schwartz

NORTHERN ILL.

De Kalb, IL 60115-2854I

Coach: Rob Judson, Illinois 1980

2004-05 RESULTS (11-17)

56 Loyola (Ill.)	63
63 Missouri St. ■	65
84 DePaul	69
74 Bradley ■	76
66 Akron ■	58
76 Eastern Ill.	60

66 Kansas St.	81
71 St. Bonaventure †	62
73 Tex. A&M-Corp. Chris	67
69 Western Mich. ■	72
59 Miami (Ohio)	64
67 Bowling Green	78
74 Ohio ■	71
63 Central Mich.	72
60 Western Mich.	67
87 Eastern Mich. ■	74
80 Buffalo	86
59 Ball St.	67
77 Marshall ■	66
57 Kent St.	67
65 Central Mich. ■	46
58 Toledo	74
63 Eastern Mich.	79
66 Wright St.	72
72 Bowling Green ■	61
70 Ball St. ■	67
75 Toledo ■	81
66 Buffalo	73

Nickname: Huskies
 Colors: Cardinal & Black
 Arena: Convocation Center
 Capacity: 9,100; Year Built: 2002
 AD: James Phillips
 SID: David Reiter

UNI

Cedar Falls, IA 50614I

Coach: Greg McDermott, UNI 1988

2004-05 RESULTS (21-11)

84 Wayne St. (Neb.) ■	66
70 Cincinnati	76
99 Iowa St. ■	82
80 Loyola (Ill.)	73
73 Iowa	76
81 UMKC	58
76 Wis.-Green Bay ■	65
86 Wagner ■	56
84 Longwood ■	63
67 Valparaiso †	49
69 Northwestern St. †	62
75 Illinois St. ■	55
73 Evansville	92
64 Indiana St.	48
68 Missouri St. ■	63
66 Creighton ■	67
62 Missouri St.	53
65 Bradley	71
57 Wichita St. ■	65
69 Indiana St. ■	61
72 Drake	81
79 Evansville	61
67 Southern Ill. ■	61
82 Creighton	83
65 Illinois St.	64
61 Drake ■	60
86 Western Mich. ■	75
69 Southern Ill.	76
81 Bradley ■	72
67 Wichita St.	66
62 Missouri St. †	70
52 Wisconsin †	57

Nickname: Panthers
 Colors: Purple & Old Gold
 Arena: UNI-Dome
 Capacity: 10,000; Year Built: 1976
 AD: Rick Hartzell
 SID: Josh Lehman

NORTHERN KY.

Highland Heights, KY 41099II

Coach: Dave Bezold, Viterbo 1990

2004-05 RESULTS (14-15)

55 Michigan Tech ■	53
73 Northern Mich. ■	62
106 Thomas More	83
79 Ky. Wesleyan	67
60 Bellarmine	64
71 Indianapolis	85
90 St. Joseph's (Ind.)	77

68 Lewis ■	75
59 SIU Edwardsville ■	65
58 Northern Mich.	69
69 Michigan Tech	79
63 Mo.-St. Louis	55
82 Southern Ind.	87
99 Cinn.-Clermont ■	72
85 Bellarmine ■	79
62 St. Joseph's (Ind.) ■	75
101 Wis.-Parkside	86
66 SIU Edwardsville	69
74 Quincy	75
67 Southern Ind. ■	80
73 Ky. Wesleyan ■	66
74 Indianapolis ■	87
63 Wis.-Parkside	70
72 Lewis	66
64 Quincy ■	70
91 Mo.-St. Louis ■	79
52 Indianapolis †	51
73 SIU Edwardsville †	62
49 Southern Ind.	79

Nickname: Norse
 Colors: Gold, Black & White
 Arena: Regents Hall
 Capacity: 1,685; Year Built: 1972
 AD: Jane Meier
 SID: Don Owen

NORTHERN MICH.

Marquette, MI 49855-5391II

Coach: Dean Ellis, Northern Mich. 1983

2004-05 RESULTS (13-15)

65 Christian Bros. †	66
62 Northern Ky.	73
83 Northland ■	44
54 Michigan Tech	55
57 Minn. Duluth	70
103 Finlandia ■	71
50 Northwood	58
87 Northland Bapt. ■	61
69 St. Norbert ■	67
69 Northern Ky. ■	58
72 St. Cloud St.	85
70 Findlay ■	79
61 Hillsdale	70
62 Mercyhurst ■	73
62 Gannon ■	68
68 Michigan Tech ■	56
67 Ashland	55
74 Lake Superior St. ■	64
66 Saginaw Valley ■	54
69 Grand Valley St.	56
75 Ferris St.	80
61 Northwood ■	59
72 Saginaw Valley	78
61 Lake Superior St.	64
63 Wayne St. (Mich.)	51
65 Ferris St. ■	74
73 Grand Valley St. ■	64
98 Ferris St.	103

Nickname: Wildcats
 Colors: Old Gold & Olive Green
 Arena: Berry Events Center
 Capacity: 4,000; Year Built: 1999
 AD: Kenneth Godfrey
 SID: Dave Faiella

NORTHERN ST.

Aberdeen, SD 57401II

Coach: Don Meyer,
 Northern Colo. 1967

2004-05 RESULTS (21-10)

81 Mayville St. ■	38
71 Sioux Falls	57
103 Si Tanka ■	62
104 Jamestown ■	71
79 North Dakota St. †	72

86	Minn. St. Mankato †	96
70	North Dakota	80
66	North Dakota St. ■	72
83	Augustana (S.D.)	74
69	Minn. Duluth ■	50
89	Midland Lutheran ■	68
77	Wayne St. (Neb.) ■	69
81	Southwest Minn. St. ■	73
101	Minn.-Crookston	65
87	Bemidji St.	84
76	Winona St. ■	88
90	Concordia-St. Paul ■	74
68	Minn. St. Moorhead	66
60	North Dakota St.	88
57	Minn. St. Moorhead ■	54
92	Upper Iowa ■	51
71	Concordia-St. Paul	68
74	Winona St.	96
82	Bemidji St. ■	94
88	Minn.-Crookston ■	69
87	Southwest Minn. St.	94
77	Wayne St. (Neb.)	80
94	Southwest Minn. St. ■	83
76	Bemidji St. †	66
73	Winona St.	69
60	Metra St.	83

Nickname: Wolves
 Colors: Maroon & Gold
 Arena: Wachs Arena
 Capacity: 8,057; Year Built: 1987
 AD: Robert A. Olson
 SID: Nick Kornder

NORTHLAND

Ashland, WI 54806III

Coach: Rob Robinson, Mt. Senario 1993

2004-05 RESULTS (10-16)

84	Northland Bapt.	80
62	Hamline ■	90
46	Wis.-Superior	81
44	Northern Mich.	83
39	Minn. Duluth	95
83	Finlandia	79
78	Northland Bapt. ■	69
49	Loras ■	70
58	Wis.-Superior ■	80
41	Wis.-Parkside	97
69	Presentation ■	76
75	Minn.-Morris ■	85
64	Martin Luther	71
81	Bethany Lutheran	77
61	Crown	59
57	Northwestern (Minn.)	63
62	St. Scholastica ■	69
67	Bethany Lutheran ■	59
62	Martin Luther ■	57
60	Minn.-Morris	61
54	Presentation	61
82	Finlandia ■	38
56	Northwestern (Minn.) ■	66
59	Crown ■	53
65	St. Scholastica	61
61	St. Scholastica	75

Nickname: Lumberjacks
 Colors: Navy, Orange & White
 Arena: Kendrigan Gymnasium
 Capacity: 1,200; Year Built: 1964
 AD: Steve Wammer
 SID: Dan Roiger

NORTHWEST MO. ST.

Maryville, MO 64468-6001II

Coach: Steve Tappmeyer,
 Southeast Mo. St. 1979

2004-05 RESULTS (19-11)

88	William Penn ■	62
79	Lincoln (Mo.)	73
119	Manhattan Chrst. ■	42
72	Upper Iowa ■	54
72	Ouachita Baptist †	55
48	Central Ark.	65

100	Haskell ■	56
85	Central Bible (Mo.) ■	53
93	Clarke ■	69
78	Mars Hill †	58
75	St. Thomas Aquinas †	47
81	Southwest Baptist	88
81	Mo.-Rolla	55
58	Mo. Western St. ■	54
63	Mo. Southern St.	73
82	Washburn	86
58	Pittsburg St. ■	72
76	Truman ■	73
78	Emporia St.	69
78	Central Mo. St.	86
96	Southwest Baptist ■	90
64	Central Mo. St. ■	79
76	Emporia St.	71
65	Truman	54
69	Pittsburg St.	81
69	Washburn ■	80
73	Mo. Southern St. ■	78
58	Mo. Western St.	57
76	Mo.-Rolla ■	51
65	Southwest Baptist †	71

Nickname: Bearcats
 Colors: Green & White
 Arena: Bearcat Arena
 Capacity: 2,500; Year Built: 1955
 AD: Bob Boerigter
 SID: Chad Waller

NORTHWEST NAZARENE

Nampa, ID 83686II

Coach: Mike Terpstra,
 Northwest Nazarene

2004-05 RESULTS (17-10)

89	Cal St. Chico †	91
70	Cal St. San B'dino †	82
97	Columbia Bible ■	58
81	Pacific (Ore.) ■	60
68	Western Wash.	81
67	Seattle Pacific	75
64	Mont. St.-Billings ■	66
82	Cal St. Bakersfield ■	67
71	Mont. St.-Billings	64
94	Chaminade	92
62	Hawaii Pacific	61
65	Alas. Anchorage ■	52
82	Alas. Fairbanks ■	84
71	Humboldt St.	93
63	Western Ore.	74
74	Seattle	67
73	St. Martin's ■	77
76	Central Wash. ■	63
78	Alas. Fairbanks	76
72	Alas. Anchorage	67
69	Western Ore. ■	61
85	Humboldt St. ■	69
72	Seattle ■	68
84	Central Wash.	97
84	St. Martin's	72
67	Seattle Pacific ■	56
121	Western Wash. ■	105

Nickname: Crusaders
 Colors: Red and Black
 Arena: Montgomery Fieldhouse
 Capacity: 3,500; Year Built: 1971
 AD: Rich Sanders
 SID: Craig Stensgaard

NORTHWESTERN

Evanston, IL 60208I

Coach: Bill Carmody, Union (N.Y.) 1975

2004-05 RESULTS (15-16)

56	Portland †	53
61	New Mexico St. †	64
57	Utah St. †	64
57	Colorado	66
44	Virginia ■	48
78	Chicago St. ■	53
56	DePaul ■	52
53	Seton Hall ■	44
55	Arizona St.	90
72	Robert Morris ■	58

50	Delaware St. ■	43
56	Tex.-Pan American ■	48
73	Indiana ■	52
58	Michigan St.	87
61	Michigan	71
66	Illinois ■	78
62	Penn St.	65
75	Iowa ■	74
52	Ohio St. ■	65
58	Wisconsin	73
67	Purdue ■	61
55	Minnesota	53
54	Iowa	64
59	Tex. A&M-Corp. Chris ■	51
54	Penn St. ■	39
48	Illinois	84
69	Michigan ■	53
58	Michigan St. ■	69
55	Indiana	77
58	Michigan †	56
51	Illinois †	68

Nickname: Wildcats
 Colors: Purple & White
 Arena: Welsh-Ryan Arena
 Capacity: 8,117; Year Built: 1952
 AD: Mark Murphy
 SID: Michael Mahoney

NORTHWESTERN ST.

Natchitoches, LA 71497-0003I

Coach: Mike McConathy,
 Louisiana Tech 1977

2004-05 RESULTS (21-12)

53	Oklahoma St.	91
54	Tulsa	63
107	LSU-Shreveport ■	80
91	Southwestern (Kan.) ■	58
83	Centenary (La.) ■	76
72	Jarvis Christian ■	46
85	Tulane ■	72
74	LSU	83
61	Valparaiso	74
65	Cincinnati	81
55	Dayton	64
51	Illinois †	69
62	UNI †	69
86	Huston-Tillotson ■	46
69	Stephen F. Austin	63
71	Texas-San Antonio ■	66
69	Texas-Arlington	58
65	Southeastern La. ■	63
72	Texas St.	69
78	Texas-San Antonio	86
65	Sam Houston St.	77
84	Lamar ■	89
92	McNeese St.	73
95	Nicholls St. ■	93
88	La.-Monroe ■	71
90	Lamar	83
67	Nicholls St.	65
64	Stephen F. Austin ■	62
82	Sam Houston St. ■	63
103	McNeese St. ■	73
81	Texas-Arlington ■	67
90	Lamar ■	75
42	Southeastern La. ■	49

Nickname: Demons
 Colors: Purple, White & Orange
 Arena: Prather Coliseum
 Capacity: 4,300; Year Built: 1963
 AD: Gregory S. Burke
 SID: Doug Ireland

NORTHWOOD

Midland, MI 48640-2398II

Coach: Bob Taylor, Arkansas Tech 1980

2004-05 RESULTS (10-15)

62	Hawaii Pacific †	67
63	BYU-Hawaii	104
71	Winona St. †	90

48	Gannon ■	69
51	Mercyhurst ■	41
63	Michigan Tech ■	58
58	Northern Mich. ■	50
75	Lewis ■	65
112	Marygrove ■	56
72	Concordia (Mich.) ■	70
61	Ashland	70
60	Findlay	83
66	Rochester College ■	54
60	Hillsdale	72
62	Wayne St. (Mich.) ■	73
42	Ferris St. ■	82
69	Grand Valley St. ■	75
72	Saginaw Valley	59
69	Lake Superior St.	72
59	Northern Mich.	61
68	Michigan Tech	87
61	Grand Valley St.	67
60	Ferris St.	80
83	Saginaw Valley ■	75
85	Lake Superior St. ■	79

Nickname: Timberwolves
 Colors: Columbia Blue & White
 Arena: E.W. Bennett Sports Center
 Capacity: 1,500; Year Built: 1979
 AD: Pat Riepma
 SID: Travis McCurdy

NORWICH

Northfield, VT 05663III

Coach: Paul Booth,
 St. Joseph's (Vt.) 1983

2004-05 RESULTS (21-7)

63	Springfield †	72
55	Elms †	64
76	Mass. Liberal Arts	59
64	Newbury ■	55
74	Bates ■	80
75	Southern Vt.	52
75	Rivier	65
66	Johnson & Wales	69
62	Emerson	57
72	Emmanuel (Mass.) ■	57
65	Suffolk	58
78	Albertus Magnus ■	62
60	Emmanuel (Mass.)	66
93	Daniel Webster	67
63	Western New Eng. ■	47
81	Johnson & Wales	60
86	Middlebury ■	70
71	Emerson ■	66
72	Daniel Webster ■	58
90	Rivier ■	63
58	Western New Eng.	64
92	Suffolk ■	55
93	Southern Vt. ■	78
85	Albertus Magnus	63
83	Daniel Webster ■	60
60	Johnson & Wales ■	45
69	Emerson ■	60
56	Springfield	71

Nickname: Cadets
 Colors: Maroon & Gold
 Arena: Andrews Hall
 Capacity: 1,500; Year Built: 1980
 AD: Anthony A. Mariano
 SID: Todd Bamford

NOTRE DAME

Notre Dame, IN 46556I

Coach: Mike Brey,
 George Washington 1982

2004-05 RESULTS (17-12)

66	Harvard ■	59
73	IPFW ■	45
54	Charleston So. ■	38
60	Michigan	61
55	Indiana	45
73	DePaul ■	84
71	Army	52

88	Marist ■	73
78	Western Ill. ■	61
56	Samford ■	44
66	Seton Hall	65
78	Villanova ■	72
61	Syracuse ■	70
67	St. John's (N.Y.) ■	66
70	West Virginia	57
54	Georgetown	55
60	Villanova	65
78	Connecticut ■	74
57	Syracuse	60
68	Boston College ■	65
66	Pittsburgh	68
70	Georgetown ■	64
62	Providence	61
74	Connecticut	88
65	UCLA ■	75
66	Rutgers ■	56
77	Pittsburgh ■	85
65	Rutgers †	72
73	Holy Cross ■	78

Nickname: Fighting Irish
 Colors: Blue & Gold
 Arena: Joyce Center
 Capacity: 11,418; Year Built: 1968
 AD: Kevin White
 SID: Bernadette Cafarelli

NOVA SOUTHEASTERN

Fort Lauderdale, FL 33314II

Coach: Gary Tuell, Louisville 1973

2004-05 RESULTS (7-21)

64	North Ala.	72
49	Armstrong Atlantic †	58
92	P.R.-Bayamon †	68
62	West Ala. †	64
68	West Fla.	74
67	Fla. Southern ■	74
66	West Fla. ■	83
57	Lake Superior St. †	74
89	Fayetteville St. †	77
85	P.R.-Rio Piedras †	81
88	Molloy ■	76
61	St. Leo	83
53	Rollins	64
75	Barry ■	74
61	Eckerd	67
68	Lynn ■	77
70	Tampa	78
66	Fla. Gulf Coast	75
64	Florida Tech ■	67
56	Fla. Southern	70
52	Barry	80
63	Rollins ■	64
57	St. Leo	70
60	Eckerd ■	79
60	Lynn	80
67	Tampa	52
78	Florida Tech	75
62	Florida Tech †	65

Nickname: Knights
 Colors: Navy Blue & Gray
 Arena: George Mayer Gymnasium
 Capacity: 1,000
 AD: Michael Momeiny
 SID: Robert Prior

NYACK

Nyack, NY 10960-3698II

Coach: John D. Jones, Liberty 1989

2004-05 RESULTS (20-13)

103	Geneva	102
55	Gannon	63
59	Mercy ■	57
97	St. Leo	84
85	Voorhees ■	84
65	Caldwell ■	66
89	Wilmington (Del.)	68
57	Dominican (N.Y.)	61
74	Goldley-Beacom ■	51
49	Alas. Fairbanks †	80
61	Alas. Anchorage	64

70	Holy Family	49
64	Columbia Union	61
83	Bloomfield ■	74
63	Phila. Sciences ■	69
63	NJIT ■	53
56	Caldwell	67
79	Wilmington (Del.) ■	60
57	Dominican (N.Y.) ■	51
80	Goldley-Beacom	65
72	Felician	87
84	Holy Family ■	90
62	Felician ■	58
79	Bloomfield	76
51	Phila. Sciences	64
88	Post	79
79	NJIT	71
93	Post ■	65
72	Felician ■	79
82	Mt. Vernon Naz. ■	75
65	Walla Walla †	67
64	Oakland City †	68
84	Asbury †	73

Nickname: Warriors
 Colors: Crimson, Grey, Navy Blue
 Arena: Bowman Center
 Capacity: 1,300; Year Built: 1974
 AD: Keith Davie
 SID: Josh Thompson

OAKLAND

Rochester, MI 48309-4401I

Coach: Greg Kampe,
 Bowling Green 1978

2004-05 RESULTS (13-19)

58	Xavier	69
54	Illinois	85
87	Marquette ■	95
63	Texas A&M	81
61	Missouri	70
69	Kansas St.	76
59	St. Louis	69
82	North Dakota St. ■	56
52	Akron	81
77	Bowling Green ■	53
93	Centenary (La.) ■	83
65	IUPUI	81
78	Valparaiso ■	87
74	Chicago St. ■	61
89	Oral Roberts	94
81	Southern Utah ■	60
71	Valparaiso	82
75	Michigan St.	92
76	UMKC ■	83
72	Western Ill.	67
65	Southern Utah	67
60	UMKC	50
61	Oral Roberts ■	72
62	Chicago St.	73
74	Western Ill. ■	75
94	IUPUI ■	89
86	Centenary (La.)	60
67	UMKC †	63
56	Chicago St. †	53
61	Oral Roberts †	60
79	Alabama A&M †	69
68	North Carolina †	96

Nickname: Golden Grizzlies
 Colors: Gold, Black & White
 Arena: Athletics Center 'O'Rena
 Capacity: 4,000; Year Built: 1998
 AD: Jack Mehl
 SID: Phil Hess

OAKLAND CITY

Oakland City, IN 47660-1099 ..II

Coach: Mike Sandifar,
 Okla. Panhandle 1971

2004-05 RESULTS (20-11)

81	St. Louis Christian	46
107	Heritage Baptist ■	53
62	Hawaii Pacific	67
75	BYU-Hawaii	97
98	Temple Baptist ■	48
79	Indianapolis ■	87

101	Shawnee St.	46
72	Ohio Valley ■	50
78	Lincoln Chrst. ■	52
65	Bellarmine	71
126	Temple Baptist ■	40
82	P.R.-Mayaguez ■	71
102	P.R.-Mayaguez	45
94	Miami-Hamilton ■	65
68	Ala.-Huntsville	56
65	Ky. Wesleyan ■	77
90	Cincinnati Christian ■	58
105	Ind.-Northwest ■	84
95	Central Christian	40
59	Southern Ind.	89
129	Messenger ■	56
61	Ala.-Huntsville ■	69
79	Bellarmine	73
92	Wesley (Miss.) ■	59
62	Ky. Wesleyan	75
103	Heritage Baptist	50
57	St. Joseph's (Ind.)	61
80	World Harvest	52
73	Spring Arbor †	76
68	Nyack †	64
79	Central Baptist †	82

Nickname: Mighty Oaks
 Colors: Navy & White
 Arena: Johnson Center
 Capacity: 1,600; Year Built: 1987
 AD: Mike Sandifar
 SID: Jon Adams

OBERLIN

Oberlin, OH 44074III

Coach: James Sullinger, Oberlin 1978

2004-05 RESULTS (3-22)

77	Hamilton †	86
53	Middlebury †	55
68	La Roche ■	63
56	Adrian	86
62	Baldwin-Wallace	97
68	Earlham ■	89
56	Wabash	68
43	Wooster ■	80
65	Defiance	91
69	Bethany (W.V.)	96
66	Carnegie Mellon ■	91
72	Case Reserve ■	83
50	Wittenberg	100
58	Ohio Wesleyan ■	82
64	Hiram	81
73	Allegheny ■	88
74	Kenyon	73
56	Denison	76
60	Wabash ■	69
51	Ohio Wesleyan	68
46	Kenyon ■	67
47	Denison ■	70
71	Hiram ■	74
66	Allegheny	62
56	Earlham	64

Nickname: Yeomen
 Colors: Crimson & Gold
 Arena: Philips Gymnasium
 Capacity: 1,800; Year Built: 1971
 AD: Vin Lananna
 SID: Scott Wargo

OCCIDENTAL

Los Angeles, CA 90041III

Coach: Brian Newhall, Occidental 1983

2004-05 RESULTS (16-8)

63	Notre Dame de Namur †	60
80	Cal Maritime †	27
53	San Diego	89
81	Johnson & Wales (Fl) ■	68
74	La Sierra ■	40
78	La Sierra	66
70	Concordia (Wis.) ■	58
46	UTEP	72
60	Dominican (Cal.) ■	59

60	Trinity (Conn.) ■	74
60	Whittier	41
50	Pomona-Pitzer ■	41
125	Redlands ■	121
62	Cal Lutheran	68
77	Caltech	33
81	La Verne ■	69
52	Claremont-MS	68
81	Whittier ■	33
57	Pomona-Pitzer	69
112	Redlands	126
68	Cal Lutheran ■	60
87	Caltech ■	45
81	La Verne	87
70	Claremont-MS ■	63

Nickname: Tigers
 Colors: Orange & Black
 Arena: Rush Gymnasium
 Capacity: 1,800; Year Built: 1967
 AD: Dixon Farmer
 SID: Andrew Holmes

OGLETHORPE

Atlanta, GA 30319-2797III

Coach: Philip Ponder, LaGrange 1995

2004-05 RESULTS (13-13)

71	Maryville (Tenn.) ■	77
89	LaGrange ■	84
102	Carver Bible ■	58
102	Piedmont ■	91
73	Emory	93
65	Millsaps	69
73	Piedmont	67
67	Huntingdon	50
72	Huntingdon ■	81
53	DePauw	75
55	Rose-Hulman	74
54	Centre ■	44
79	Sewanee ■	71
72	LaGrange	54
70	Millsaps ■	66
60	Emory	72
81	Hendrix	66
77	Rhodes	78
65	Maryville (Tenn.)	70
67	Southwestern (Tex.) ■	69
76	Trinity (Tex.) ■	62
62	DePauw ■	51
68	Rose-Hulman ■	67
72	Centre	74
63	Sewanee	74
63	Sewanee †	75

Nickname: Stormy Petrels
 Colors: Black & Gold
 Arena: Dorough Fieldhouse
 Capacity: 2,000; Year Built: 1962
 AD: Jay Gardiner
 SID: Jim Owen

OHIO

Athens, OH 45701I

Coach: Tim O'Shea,
 Boston College 1984

2004-05 RESULTS (21-11)

81	San Francisco ■	66
64	Butler ■	58
90	Navy ■	55
74	St. Francis (Pa.)	83
55	American	64
73	Duquesne ■	60
67	Binghamton †	63
73	Florida Int'l	74
59	Akron	71
80	Ball St.	81
77	Marshall ■	68
71	Northern Ill.	74
80	Kent St. ■	54
74	Central Mich.	54

57	Miami (Ohio)	59
76	Toledo ■	68
72	Bowling Green ■	69
92	Buffalo	90
89	Western Mich. ■	85
63	Bowling Green	78
61	Miami (Ohio) ■	57
49	Akron ■	69
66	Detroit	65
68	Eastern Mich. ■	65
83	Marshall	62
90	Buffalo ■	77
65	Kent St.	82
72	Marshall ■	66
62	Kent St. †	55
63	Miami (Ohio) †	56
80	Buffalo †	79
62	Florida †	67

Nickname: Bobcats
 Colors: Hunter Green & White
 Arena: Convocation Center
 Capacity: 13,000; Year Built: 1968
 AD: Kirby Hocutt
 SID: Jim Stephan

OHIO NORTHERN

Ada, OH 45810lll

Coach: Joe Campoli, Rhode Island 1964

2004-05 RESULTS (14-12)

73	Campbellsville †	67
69	Wooster	74
63	Brescia †	80
93	Cinn.-Clermont †	78
66	Mount Union	60
70	Defiance	61
129	Marietta ■	97
54	Baldwin-Wallace	74
64	John Carroll ■	71
62	Wittenberg ■	67
45	Coastal Caro.	63
65	Otterbein ■	69
93	Heidelberg	71
56	Capital	65
75	Muskingum ■	65
73	Capital ■	54
85	Wilmington (Ohio)	79
82	Otterbein	83
105	Heidelberg ■	66
67	Muskingum	57
84	Mount Union ■	79
54	Wilmington (Ohio) ■	60
107	Marietta	98
78	Baldwin-Wallace ■	73
71	John Carroll	74
63	Muskingum ■	81

Nickname: Polar Bears
 Colors: Burnt Orange & Black
 Arena: ONU Sports Center
 Capacity: 3,200; Year Built: 1975
 AD: Thomas E. Simmons
 SID: Tim Glon

OHIO ST.

Columbus, OH 43210.....l

Coach: Thad Matta, Butler 1990

2004-05 RESULTS (20-12)

74	Towson ■	53
82	Robert Morris ■	50
74	Delaware ■	49
78	Houston †	61
63	Creighton †	65
84	Chattanooga ■	67
73	Clemson	80
78	Portland St. ■	54
77	Texas Tech †	71
74	Morehead St. ■	48
102	Mercer ■	77
77	New Hampshire ■	59
72	St. Joseph's ■	61

65	Illinois	84
81	Iowa ■	69
66	Wisconsin	72
101	LSU	113
56	Minnesota ■	60
60	Indiana	67
68	Penn St. ■	62
65	Northwestern	52
75	Purdue ■	65
72	Michigan ■	46
69	Michigan St.	83
66	Penn St.	56
57	Indiana ■	44
50	Minnesota	52
56	Wisconsin ■	64
72	Iowa	74
65	Illinois ■	64
72	Penn St. †	69
49	Wisconsin †	60

Nickname: Buckeyes
 Colors: Scarlet & Gray
 Arena: Value City Arena
 Capacity: 19,200; Year Built: 1998
 AD: Eugene Smith
 SID: Dan Wallenberg

OHIO VALLEY

Vienna, WV 26105ll

Coach: Bill McGee, Lubbock Chrst. 1982

2004-05 RESULTS (3-27)

93	St. Andrews ■	98
63	Mt. Vernon Naz.	81
52	California (Pa.)	68
55	Edinboro †	78
73	Mont. St.-Billings	88
67	Mont. St.-Billings	104
64	St. Andrews	72
70	Lees-McRae	83
50	Oakland City	72
73	Alas. Anchorage	100
61	Alas. Fairbanks †	99
67	Glenville St.	83
74	West Va. Wesleyan	88
54	Alderson-Broaddus ■	96
68	Davis & Elkins ■	62
71	Bluefield St.	67
82	Fairmont St. ■	73
76	West Liberty St.	94
53	Salem Int'l ■	67
65	Wheeling Jesuit	94
70	Shepherd ■	75
87	West Virginia St.	89
69	West Va. Tech ■	71
56	Charleston (W.V.) ■	76
66	Concord	75
72	Fairmont St.	90
82	West Liberty St. ■	89
66	Salem Int'l	84
56	Wheeling Jesuit ■	64
66	Alderson-Broaddus	96

Nickname: Fighting Scots
 Colors: Royal Blue & White (w/Red Accent)
 AD: Ron Pavan
 SID: Mike Oblisk

OHIO WESLEYAN

Delaware, OH 43015lll

Coach: Mike DeWitt,
 Ohio Wesleyan 1987

2004-05 RESULTS (12-14)

65	Rochester College †	61
61	Albion	76
56	Capital	67
67	Mount Union ■	75
93	Case Reserve ■	83
67	Wooster ■	75
85	Ohio Dominican	79
73	Hiram ■	55

72	Chicago ■	66
61	Southwestern (Tex.)	75
57	Trinity (Tex.) †	61
68	Denison	82
70	Kenyon ■	57
82	Oberlin	58
93	Allegheny	66
49	Wittenberg ■	61
52	Earlham	59
46	Wabash ■	72
81	Hiram	68
68	Oberlin ■	51
71	Earlham ■	62
53	Wabash	60
83	Allegheny ■	65
53	Wittenberg	65
62	Wooster	76
52	Wabash	62

Nickname: Battling Bishops
 Colors: Red & Black
 Arena: Branch Rickey Arena
 Capacity: 2,300; Year Built: 1976
 AD: Roger Ingles
 SID: Mark Beckenbach

OKLAHOMA

Norman, OK 73019l

Coach: Kelvin Sampson,
 UNC Pembroke 1978

2004-05 RESULTS (25-8)

82	Cal St. Northridge ■	72
93	High Point †	65
91	Washington †	96
67	Minnesota †	54
67	Coppin St. ■	44
66	Purdue	48
80	Northern Colo. ■	44
67	Duke †	78
61	Missouri St. ■	53
70	Tulsa †	64
104	Florida A&M ■	45
94	Tex.-Pan American ■	54
85	Colorado ■	55
77	Connecticut	65
65	Baylor	61
70	Texas A&M	54
64	Texas ■	60
67	Oklahoma St. ■	57
66	Iowa St.	74
69	Texas A&M ■	65
81	Texas Tech ■	88
67	Oklahoma St.	79
65	Missouri	68
83	Nebraska ■	60
69	Kansas St.	68
71	Kansas ■	63
103	Baylor ■	60
74	Texas	58
74	Texas Tech	54
83	Missouri †	79
63	Texas Tech †	69
84	Niagara †	67
58	Utah †	67

Nickname: Sooners
 Colors: Crimson & Cream
 Arena: Lloyd Noble Center
 Capacity: 12,000; Year Built: 1975
 AD: Joseph R. Castiglione
 SID: Mike Houck

OKLA. PANHANDLE

Goodwell, OK 73939ll

Coach: Curt Connor, Loras 1995

2004-05 RESULTS (9-19)

84	Fort Hays St. ■	72
48	Southwestern Okla. ■	56
75	Mo. Southern St.	73
61	Pittsburg St. †	70
66	West Tex. A&M ■	69
42	Southwestern Okla.	72
71	Wayland Baptist	95
63	Lubbock Chrst. †	98

69	Fort Hays St.	77
61	Eastern N.M.	72
44	UTEP	69
57	Tex. A&M-Kingsville	69
63	West Tex. A&M	64
72	East Central ■	63
66	St. Edward's ■	54
58	Tex. A&M-Kingsville ■	60
71	Lincoln (Mo.)	69
52	Drury	54
57	Incarinate Word	49
58	St. Mary's (Tex.)	76
76	Rockhurst ■	66
83	St. Edward's	77
61	Drury ■	69
64	Lincoln (Mo.) ■	74
63	Incarinate Word ■	52
71	St. Mary's (Tex.) ■	76
55	Rockhurst	68
61	St. Mary's (Tex.)	69

Nickname: Aggies
 Colors: Crimson, and Royal Blue
 Arena: Carl Williams Field House
 Capacity: 2,800; Year Built: 1958
 AD: Jerry Olson
 SID: Scott Puryear

OKLAHOMA ST.

Stillwater, OK 74078-5070l

Coach: Eddie Sutton,
 Oklahoma St. 1958

2004-05 RESULTS (26-7)

91	Northwestern St. ■	53
90	Ark.-Little Rock ■	65
73	Sam Houston St. ■	57
76	Southern Methodist	57
81	Washington St. ■	29
74	Syracuse †	60
86	UAB ■	73
79	UNLV	67
92	Northwestern Okla. ■	35
75	Gonzaga †	78
86	Tex. A&M-Corp. Chris	61
76	Texas Tech	66
78	Missouri ■	68
83	Iowa St. ■	73
61	Texas	75
82	Baylor ■	53
57	Oklahoma	67
104	Colorado	86
77	Kansas St. ■	57
81	Baylor	63
79	Oklahoma	67
66	Texas A&M	59
85	Texas Tech ■	56
67	Nebraska	74
79	Kansas	81
69	Texas A&M ■	63
73	Texas ■	74
87	Colorado †	85
78	Kansas †	75
72	Texas Tech †	68
63	Southeastern La. †	50
85	Southern Ill. †	77
78	Arizona †	79

Nickname: Cowboys
 Colors: Orange & Black
 Arena: Gallagher-Iba Arena
 Capacity: 13,611; Year Built: 1938
 AD: Harry Birdwell
 SID: Mike Noteware

OLD DOMINION

Norfolk, VA 23529-0197l

Coach: Blaine Taylor, Montana 1982

2004-05 RESULTS (28-6)

63	South Ala. ■	55
64	Kent St. ■	59
67	TCU	62
99	Shawnee St. †	54
67	Tex. A&M-Corp. Chris	71
86	VMI ■	38
69	William & Mary ■	56

70 Liberty	54
51 East Caro.	50
86 East Tenn. St. ■	65
88 Longwood ■	56
66 St. Joseph's ■	62
60 DePaul	73
60 Drexel	59
76 James Madison ■	43
65 Towson	56
71 George Mason ■	58
67 Hofstra	66
70 UNC Wilmington ■	56
71 Delaware ■	62
71 Va. Commonwealth	75
86 Drexel ■	72
70 Towson ■	59
74 UNC Wilmington	63
56 Delaware	49
82 Va. Commonwealth ■	76
58 George Mason	74
82 William & Mary	66
63 Hofstra ■	66
82 James Madison	60
64 William & Mary †	51
72 Hofstra †	58
73 Va. Commonwealth	66
81 Michigan St. †	89

Nickname: Monarchs
 Colors: Slate Blue, Sky Blue, & Silver
 Arena: Ted Constant Convocation Ctr.
 Capacity: 8,600; Year Built: 2002
 AD: Jim Jarrett
 SID: Carol Hudson

OLD WESTBURY

Old Westbury,
 NY 11568-0210III

Coach: Bernard Tomlin, Hofstra 1976

2004-05 RESULTS (12-15)

107 Southern Vt. †	78
64 St. John Fisher	83
54 TCNJ †	83
75 Gallaudet	81
89 Maritime (N.Y.) ■	77
78 Manhattanville ■	68
97 Mt. St. Vincent	82
64 Mt. St. Mary (N.Y.) ■	67
60 Long Island	70
64 WPI ■	94
68 Richard Stockton ■	74
69 Gwynedd-Mercy †	78
61 John Jay †	45
83 Hunter	54
54 Farmingdale	71
57 Merchant Marine	70
46 St. Joseph's (L.I.)	66
65 Maritime (N.Y.)	36
55 Stevens Institute	67
52 York (N.Y.)	57
87 Centenary (N.J.) ■	61
61 St. Joseph's (L.I.) ■	56
66 Merchant Marine ■	53
47 Yeshiva	42
68 Farmingdale ■	83
82 Centenary (N.J.) ■	67
58 Merchant Marine	62

Nickname: Panthers
 Colors: Forest Green & White
 Arena: Clark Athletic Center
 Capacity: 2,500; Year Built: 1981
 AD: Bernard Tomlin
 SID: James W. Gover

OLIVET

Olivet, MI 49076III

Coach: Kurt Soderberg,
 Wis.-Stevens Point 1993

2004-05 RESULTS (11-15)

83 Heidelberg †	74
105 Westminster (Pa.)	96
83 Concordia (Mich.)	87

93 Lake Superior St. †	98
56 Wayne St. (Mich.)	81
55 Mich.-Dearborn †	59
75 Madonna †	63
76 Siena Heights †	85
87 Wilberforce †	82
83 Spring Arbor ■	49
75 Cornerstone ■	72
52 Albion	76
52 Kalamazoo ■	84
56 Alma	71
68 Calvin ■	98
70 Hope	83
84 Tri-State	102
77 Adrian ■	71
63 Albion ■	73
74 Kalamazoo	65
61 Alma ■	59
56 Calvin	84
67 Hope ■	65
108 Tri-State ■	104
63 Adrian	81
65 Adrian	77

Nickname: Comets
 Colors: Red & White
 Arena: Upton Gymnasium
 Capacity: 1,500; Year Built: 1981
 AD: Heather Bateman
 SID: Geoffrey Henson

ONEONTA ST.

Oneonta, NY 13820-4015III

Coach: Vincent Medici,
 Cortland St. 1987

2004-05 RESULTS (12-14)

49 Rutgers-Newark	59
70 Eastern Nazarene †	50
58 Cortland St.	66
62 Buffalo St.	65
64 Fredonia St.	78
88 Keuka ■	74
76 Hartwick ■	60
72 Wesleyan (Conn.) ■	74
67 Edgewood †	78
60 Drew †	57
60 Utica	70
70 Plattsburgh St. ■	64
57 Potsdam St. ■	62
90 Utica/Rome ■	83
51 Oswego St.	71
76 Brockport St.	106
52 Ithaca ■	72
68 Brockport St. ■	67
70 Geneseo St. ■	67
76 New Paltz St. ■	72
63 Cortland St. ■	68
87 Utica/Rome	59
69 Oswego St. ■	61
75 New Paltz St.	71
55 Potsdam St.	66
56 Cortland St.	57

Nickname: Red Dragons
 Colors: Red & White
 Arena: Dewar Arena
 Capacity: 3,500; Year Built: 1999
 AD: Steve Garner
 SID: Geoff Hassard

ORAL ROBERTS

Tulsa, OK 74171I

Coach: Scott Sutton, Oklahoma St. 1994

2004-05 RESULTS (25-8)

101 Okla. Wesleyan ■	60
70 Northern Ariz.	69
55 St. Louis	54
48 Loyola (Ill.) ■	44
70 Tulsa	47
92 Utah Valley St.	89
78 Northern Colo. ■	57

81 Georgetown †	63
54 Hawaii	55
77 UAB †	84
113 Utah Valley St. ■	68
68 Indiana	69
73 Southern Utah ■	67
75 Valparaiso	68
83 Western Ill.	85
88 Centenary (La.) ■	65
94 Oakland ■	89
79 Chicago St.	76
86 IUPUI ■	72
74 UMKC ■	88
72 Southern Utah	66
91 Centenary (La.)	67
85 Western Ill. ■	55
65 Chicago St. ■	49
72 Oakland	61
86 Missouri St.	76
70 UMKC	77
79 Valparaiso ■	65
79 IUPUI	72
82 Southern Utah †	59
80 IUPUI †	69
60 Oakland †	61
72 Maryland	85

Nickname: Golden Eagles
 Colors: Gold, Navy Blue & White
 Arena: Mabee Center
 Capacity: 10,575; Year Built: 1972
 AD: R. Michael Carter
 SID: Cory Rogers

OREGON

Eugene, OR 97401I

Coach: Ernie Kent, Oregon 1977

2004-05 RESULTS (14-13)

77 Idaho St. ■	51
79 New Mexico ■	75
89 Marshall †	69
75 Vanderbilt †	65
66 Illinois †	83
73 Bethune-Cookman ■	65
83 Fresno St.	82
71 Winthrop ■	56
92 Portland ■	67
90 Southern California ■	83
62 UCLA ■	70
73 Oregon St. ■	64
56 Washington	77
55 Washington St.	52
66 Arizona ■	74
51 Arizona St. ■	64
62 California	65
69 Stanford	88
72 Oregon St.	76
88 Washington ■	95
69 Washington St. ■	66
67 Arizona	92
56 Arizona St.	66
63 California ■	58
56 Stanford ■	58
94 Southern California	87
61 UCLA	73

Nickname: Ducks
 Colors: Green & Yellow
 Arena: McArthur Court
 Capacity: 9,087; Year Built: 1927
 AD: William Moos
 SID: Greg Walker

OREGON ST.

Corvallis, OR 97331I

Coach: Jay John, Arizona 1981

2004-05 RESULTS (17-15)

69 Siena †	67
62 East Caro. †	64

65 Elon †	55
61 UNLV	86
66 Portland ■	63
98 Colorado ■	87
74 Georgia †	76
69 Bethune-Cookman ■	56
90 Boise St.	79
67 Prairie View	63
86 Sacramento St. ■	59
85 UCLA ■	80
74 Southern California ■	64
64 Oregon	73
45 Washington St.	63
68 Washington	108
88 Arizona St. ■	66
83 Arizona ■	92
65 Stanford	69
66 California	91
76 Oregon ■	72
58 Washington St. ■	51
90 Washington ■	73
73 Arizona St.	75
70 Arizona	91
84 Stanford ■	83
82 California ■	63
61 UCLA	69
68 Southern California	78
79 UCLA †	72
59 Arizona †	90
83 Cal St. Fullerton ■	85

Nickname: Beavers
 Colors: Orange & Black
 Arena: Gill Coliseum
 Capacity: 10,400; Year Built: 1950
 AD: Bob DeCarolis
 SID: Roger Horne

OSWEGO ST.

Oswego, NY 13126III

Coach: Kevin Broderick, Nazareth 1989

2004-05 RESULTS (25-6)

74 York (N.Y.) †	53
68 Plattsburgh St.	62
76 Geneseo St. ■	54
85 Cazenovia ■	53
68 Utica/Rome	50
78 Nazareth	63
84 Nazareth	71
68 Rochester Inst. †	64
74 Clarkson ■	52
76 St. Lawrence ■	67
69 Plattsburgh St.	75
68 Fredonia St. ■	56
67 Buffalo St. ■	62
73 Brockport St.	89
71 Oneonta St. ■	51
67 Cortland St. ■	65
53 Cortland St.	54
84 Potsdam St. ■	71
70 Utica	67
81 Brockport St. ■	80
70 Geneseo St.	73
82 New Paltz St.	70
61 Oneonta St.	69
56 Plattsburgh St. ■	54
73 Buffalo St.	55
87 Geneseo St. ■	78
56 Cortland St. †	48
61 Potsdam St. †	74
70 Ithaca ■	51
85 Hobart ■	55
77 Brockport St. ■	75

Nickname: Lakers
 Colors: Hunter Green and Golden Yellow
 Arena: Max Ziel Gymnasium
 Capacity: 3,500; Year Built: 1968
 AD: Timothy Hale
 SID: Lyle Fulton

OTTERBEIN

Westerville, OH 43081-2006...III

Coach: Dick Reynolds, Otterbein 1965

2004-05 RESULTS (17-9)

61	Wis.-Whitewater †	76
92	Ind.-East †	40
91	N.C. Wesleyan †	73
72	Emory & Henry	59
65	Baldwin-Wallace	63
77	Wilmington (Ohio)	82
81	John Carroll ■	94
74	Mount Union	63
91	Defiance ■	80
85	Greensboro ■	80
53	Wittenberg ■	65
93	Heidelberg ■	75
62	Muskingum ■	54
69	Ohio Northern	65
75	Capital ■	76
123	Marietta ■	108
82	Muskingum	74
83	Ohio Northern ■	82
88	Capital	93
118	Marietta	106
88	Baldwin-Wallace ■	75
95	Heidelberg	75
73	John Carroll	86
79	Wilmington (Ohio) ■	51
59	Mount Union ■	64
76	Baldwin-Wallace ■	78

Nickname: Cardinals
 Colors: Tan & Cardinal
 Arena: The Rike Center
 Capacity: 3,100; Year Built: 1974
 AD: Richard E. Reynolds
 SID: Ed Syguda

OUACHITA BAPTIST

Arkadelphia, AR 71998-0001 ...II

Coach: Charlie Schaefer, Texas Tech 1993

2004-05 RESULTS (19-10)

70	Southeastern Okla. ■	62
71	Tex. A&M-Commerce †	73
89	N.M. Highlands †	72
55	Northwest Mo. St. †	72
85	Mo. Baptist †	74
85	Philander Smith	77
75	North Ala.	69
94	Philander Smith ■	64
96	North Ala. ■	86
81	Tuskegee †	62
60	Mo.-Rolla †	61
91	Southern Ark.	77
73	Central Ark. ■	67
53	Christian Bros.	66
73	Arkansas Tech ■	59
62	Henderson St.	59
71	Harding ■	60
65	Delta St.	67
64	Ark.-Monticello	77
78	Southern Ark. ■	70
65	Central Ark.	88
59	Christian Bros. ■	75
75	Arkansas Tech	64
56	Henderson St. ■	61
71	Harding	66
77	Delta St. ■	65
88	Ark.-Monticello ■	77
73	North Ala. †	58
47	Montevallo †	60

Nickname: Tigers
 Colors: Purple & Gold
 Arena: Vining Arena
 Capacity: 2,500; Year Built: 1966
 AD: David R. Sharp
 SID: Chris Babb

OZARKS (ARK.)

Clarksville, AR 72830-2880III

Coach: Matt O'Connor, Davidson 1991

2004-05 RESULTS (12-14)

87	Hendrix	79
93	Rhodes †	81
91	Concordia-Austin	100
76	Mary Hardin-Baylor	89
88	Howard Payne ■	81
93	Sul Ross St. ■	73
66	Arkansas Tech	75
94	Schreiner	87
45	Texas Lutheran	75
76	McMurry ■	88
66	Hardin-Simmons ■	70
72	Austin ■	67
87	Texas-Dallas ■	80
99	Texas-Tyler	92
101	LeTourneau	98
85	East Tex. Baptist	97
63	Mississippi Col.	83
72	Louisiana Col.	81
72	Mississippi Col. ■	75
75	Louisiana Col. ■	68
66	Austin	61
76	Texas-Dallas	94
79	Texas-Tyler	105
83	LeTourneau ■	94
88	East Tex. Baptist ■	79
76	Hardin-Simmons †	80

Nickname: Eagles
 Colors: Purple & Gold
 Arena: Mabee Gym
 Capacity: 2,500; Year Built: 1958
 AD: Dave De Hart
 SID: Josh Peppas

PACE

Pleasantville, NY 10570-2799II

Coach: Jim Harter, Delaware 1982

2004-05 RESULTS (15-14)

81	New Haven	74
74	Mass.-Lowell	87
72	Southern N.H. ■	81
82	Assumption	74
77	Bryant ■	74
80	American Int'l	65
87	Dominican (N.Y.) ■	53
83	St. Michael's ■	77
77	Caldwell ■	66
94	Bloomfield	106
59	Barry	79
73	Franklin Pierce ■	70
70	St. Rose ■	82
85	Southern Conn. St.	65
55	Southern N.H.	66
75	Mass.-Lowell ■	68
65	Franklin Pierce	82
69	Assumption ■	66
60	Bryant	88
63	American Int'l ■	78
71	Merrimack	67
95	Stonehill ■	99
82	Bentley	86
65	St. Rose	88
63	Southern Conn. St. ■	51
73	Le Moyne ■	72
67	St. Anselm	90
76	Le Moyne ■	73
78	Bentley	95

Nickname: Setters
 Colors: Navy & Gold
 Arena: Goldstein Athletics Center
 Capacity: 2,400; Year Built: 2002
 AD: Joseph F. O'Donnell
 SID: Ken Sweeten

PACIFIC

Stockton, CA 95211I

Coach: Bob Thomason, Pacific 1971

2004-05 RESULTS (27-4)

70	San Jose St.	52
71	Santa Clara ■	65
70	Kansas	81
78	UC Davis	63
72	Nevada	69
64	San Francisco ■	67
88	Fresno St.	77
58	UC Riverside ■	45
94	Cal St. Fullerton ■	88
83	Cal Poly ■	62
68	Long Beach St.	60
67	UC Irvine	65
73	Utah St. ■	66
62	Idaho	53
90	Cal Poly	78
58	UC Santa Barb.	43
66	Cal St. Northridge	62
70	UC Davis ■	64
71	UC Irvine ■	61
87	Long Beach St. ■	58
78	Idaho	56
64	Utah St.	63
79	UC Santa Barb. ■	56
73	UTEP ■	66
75	Cal St. Northridge ■	61
92	Cal St. Fullerton	88
64	UC Riverside	48
63	Cal St. Northridge †	61
52	Utah St. †	65
79	Pittsburgh †	71
79	Washington †	97

Nickname: Tigers
 Colors: Orange & Black
 Arena: A.G. Spanos Center
 Capacity: 6,150; Year Built: 1981
 AD: Lynn King
 SID: Mike Millerick

PACIFIC (ORE.)

Forest Grove, OR 97116-1797...III

Coach: Ken Schumann,
 George Fox 1981

2004-05 RESULTS (5-20)

75	Northwest Chrst. ■	78
62	Northwest (Wash.) ■	74
88	Western Baptist ■	107
60	Northwest Nazarene	81
103	Multnomah Bible ■	53
63	Northwest (Wash.)	70
72	Western Baptist	94
57	Hawaii-Hilo	80
70	Puget Sound ■	79
71	Lewis & Clark	76
56	Willamette ■	55
68	Whitman	78
52	Whitworth	75
71	George Fox ■	77
73	Linfield ■	87
71	Puget Sound	105
84	Pacific Lutheran	83
68	Willamette	83
62	Lewis & Clark ■	67
60	Northwest Chrst.	67
71	Whitman ■	66
76	Whitworth ■	82
69	George Fox	88
70	Linfield	77
86	Pacific Lutheran ■	69

Nickname: Boxers
 Colors: Red, Black & White
 Arena: Pacific Athletic Center
 Capacity: 2,500; Year Built: 1970
 AD: Ken Schumann
 SID: Blake Timm

PACIFIC LUTHERAN

Tacoma, WA 98447-0003III

Coach: Dave Harshman,
 Washington St. 1970

2004-05 RESULTS (5-20)

87	La Verne †	106
84	UC Santa Cruz †	82
60	Western Wash.	103
72	St. Martin's †	92
109	Cal St. East Bay †	124
97	La Verne †	91
74	Whitman †	86
60	Evergreen St. ■	70
51	Seattle Pacific	95
44	Willamette	82
68	Lewis & Clark	59
67	Whitman ■	64
69	Whitworth ■	64
60	Linfield	77
71	George Fox	83
89	Puget Sound	115
57	Lewis & Clark ■	73
83	Pacific (Ore.) ■	84
85	Whitman	93
50	Whitworth	75
66	Linfield ■	74
57	George Fox ■	72
83	Willamette ■	90
79	Puget Sound ■	96
69	Pacific (Ore.)	86

Nickname: Lutes
 Colors: Black & Gold
 Arena: Olson Auditorium
 Capacity: 3,200; Year Built: 1969
 AD: Laurie Turner
 SID: Dave Girrard

PAINE

Augusta, GA 30901-3182II

Coach: Ron Spry, Campbellsville 1975

2004-05 RESULTS (15-13)

49	GC&SU ■	60
68	Lane	81
67	Kentucky St.	78
50	Augusta St.	56
56	GC&SU	73
70	St. Augustine's ■	66
85	LeMoyn-Owen	82
75	Miles	70
96	Clark Atlanta ■	80
72	Morehouse	74
83	Kentucky St. ■	73
79	Lane ■	81
64	Fort Valley St.	55
71	Albany St. (Ga.)	72
91	LeMoyn-Owen ■	83
90	Miles ■	70
59	Benedict	72
78	Stillman ■	76
71	Tuskegee ■	50
66	Clark Atlanta	47
59	Morehouse ■	56
61	Fayetteville St.	64
61	Stillman	66
69	Tuskegee	55
61	Fort Valley St. ■	56
69	Albany St. (Ga.) ■	65
61	Benedict ■	62
52	Lane †	63

Nickname: Lions
 Colors: Purple & White
 Arena: Randall Carter Gymnasium
 Capacity: 1,200; Year Built: 1925
 AD: Ronnie O. Spry
 SID: Kimberly May

PENN

Philadelphia, PA 19104-6322I

Coach: Fran Dunphy, La Salle 1970

2004-05 RESULTS (20-9)

74	Quinnipiac ■	60
52	Providence	89
44	Wisconsin	77
81	Drexel ■	50
65	Bucknell ■	52
78	La Salle ■	67
51	Temple	52
64	Villanova	74
61	San Francisco	65
47	Ill.-Chicago	57
68	Rider ■	74
89	Siena	62
85	Lafayette	63
67	St. Joseph's †	59
65	Yale ■	41
83	Brown ■	60
70	Harvard	57
68	Dartmouth	44
70	Princeton ■	62
73	Columbia ■	66
64	Cornell ■	50
79	Brown	62
60	Yale	78
66	Cornell	49
80	Columbia	72
64	Dartmouth ■	37
85	Harvard ■	68
64	Princeton	56
65	Boston College †	85

Nickname: Quakers
 Colors: Red & Blue
 Arena: The Palestra
 Capacity: 8,722; Year Built: 1927
 AD: Steve Bilsky
 SID: Carla Zigelboim

PENN ST.

University Park, PA 16802I

Coach: Ed DeChellis, Penn St. 1982

2004-05 RESULTS (7-23)

73	Illinois St. †	82
78	Western Caro. †	63
43	South Carolina St. †	63
73	Lehigh ■	64
69	Sacred Heart ■	61
83	Rutgers	80
94	Lock Haven ■	46
53	Georgetown	66
71	Pittsburgh ■	84
70	Buffalo ■	72
56	Valparaiso †	69
80	Long Island †	56
60	Texas A&M ■	62
58	Michigan St. ■	84
62	Minnesota	83
64	Illinois	90
62	Michigan ■	66
65	Northwestern ■	62
62	Ohio St.	68
50	Wisconsin ■	76
63	Indiana	68
50	Purdue	77
56	Ohio St. ■	66
63	Illinois ■	83
39	Northwestern	54
48	Michigan	63
56	Iowa ■	78
69	Minnesota ■	73
64	Michigan St.	90
69	Ohio St. †	72

Nickname: Nittany Lions
 Colors: Blue & White
 Arena: Bryce Jordan Center
 Capacity: 15,261; Year Built: 1996
 AD: Timothy M. Curley
 SID: Patrick Donghia

PENN ST.-ALTOONA

Altoona, PA 16601-3760.....III

Coach: Armon Gilliam, UNLV 1987

2004-05 RESULTS (9-16)

47	Clarion	92
57	Hood	76
97	Mt. Aloysius	107
59	Thiel	67
69	Bethany (W.V.)	87
58	Thiel ■	63
46	Penn St.-Behrend ■	58
49	Pitt.-Bradford ■	58
78	Waynesburg ■	68
70	La Roche	81
63	Lake Erie	89
87	Frostburg St.	78
71	Medaille ■	60
70	Hilbert ■	78
69	Pitt.-Greensburg	91
97	Mt. Aloysius ■	92
76	Frostburg St. ■	81
77	Pitt.-Bradford	70
32	Penn St.-Behrend	62
79	Pitt.-Greensburg	82
84	Lake Erie ■	81
60	La Roche ■	70
71	Hood ■	55
88	Hilbert	78
68	Medaille	55

Nickname: Lions
 Colors: Navy Blue & White
 Arena: Stephen A. Adler Athletic Complex
 Capacity: 800; Year Built: 1972
 AD: Fredina M. Ingold
 SID: Brent Baird

PENN ST.-BEHREND

Erie, PA 16563-0101.....III

Coach: Dave Niland, Le Moyne 1989

2004-05 RESULTS (19-8)

71	Case Reserve ■	58
58	Adrian ■	63
58	Grove City	62
99	Westminster (Pa.)	109
75	Pitt.-Greensburg ■	79
50	Frostburg St. ■	47
58	Fredonia St. ■	53
58	Allegheny	51
58	Penn St.-Altoona	46
97	Mt. Aloysius	81
62	Pitt.-Bradford	66
85	Medaille ■	64
79	Lake Erie ■	70
50	La Roche ■	49
76	Hilbert	57
59	Frostburg St.	61
73	Pitt.-Greensburg	58
59	Medaille	37
91	Mt. Aloysius ■	65
62	Penn St.-Altoona ■	32
69	Hilbert ■	54
63	Pitt.-Bradford ■	51
65	La Roche	53
42	Lake Erie	65
56	Lake Erie †	55
52	Pitt.-Greensburg	49
53	Lebanon Valley	71

Nickname: Lions
 Colors: Blue & White
 Arena: Athletics & Recreation Cn
 Capacity: 1,600; Year Built: 2000
 AD: Brian Streeter
 SID: Paul Benim

PEPPERDINE

Malibu, CA 90263I

Coach: Paul Westphal,
 Southern California 1972

2004-05 RESULTS (17-14)

58	East Caro. †	80
87	Siena †	72
80	Fairleigh Dickinson †	79
82	Long Beach St.	78
75	Wisconsin ■	61
62	UC Santa Barb. ■	56
84	Azusa Pacific ■	65
86	UNLV ■	78
83	UCLA	85
58	Bradley	76
91	Arkansas St. †	82
58	California	61
69	Troy †	72
74	Mississippi Val. †	62
78	Colorado St. ■	63
83	San Diego ■	67
64	San Francisco ■	57
71	Portland	81
62	Gonzaga	86
63	St. Mary's (Cal.) ■	70
71	Santa Clara ■	83
46	Loyola Marymount	63
85	San Francisco	68
88	San Diego	92
75	Gonzaga ■	82
72	Portland ■	66
97	Santa Clara	93
69	St. Mary's (Cal.)	81
82	Loyola Marymount ■	76
91	Loyola Marymount †	79
80	San Diego †	86

Nickname: Waves
 Colors: Blue & Orange
 Arena: Firestone Fieldhouse
 Capacity: 3,104; Year Built: 1973
 AD: John G. Watson
 SID: Al Barba

PFEIFFER

Misenheimer, NC 28109-0960 ..I

Coach: Dave Davis, Brevard 1971

2004-05 RESULTS (27-5)

93	St. Augustine's ■	98
85	Gannon †	61
97	Shepherd	96
111	Lees-McRae ■	94
121	Columbia Union ■	84
76	Virginia St.	79
100	Columbia Union	66
105	St. Andrews	83
114	Mount Olive	92
75	Barton ■	83
87	Erskine	77
94	Limestone ■	72
109	Queens (N.C.)	79
113	Coker	108
75	Belmont Abbey ■	71
111	Lees-McRae	79
96	St. Andrews ■	84
87	Queens (N.C.) ■	79
99	Mount Olive ■	78
92	Barton	77
90	Erskine ■	70
105	Limestone	108
94	Barber-Scotia ■	75
72	Anderson (S.C.)	62
91	Coker ■	69
87	Anderson (S.C.) ■	84
90	Belmont Abbey	79
85	Anderson (S.C.) ■	76
88	Limestone †	57
98	Mount Olive †	84
110	Wheeling Jesuit ■	94
92	Salem Int'l ■	105

Nickname: Falcons
 Colors: Black & Gold
 Arena: Merner Gymnasium
 Capacity: 2,500; Year Built: 1971
 AD: Robert Stewart
 SID: Jeff Childress

PHILA. BIBLE

Langhorne, PA 19047-2990.....III

Coach: Dick Beach, King's (N.Y.) 1971

2004-05 RESULTS (15-15)

57	Eastern †	63
77	Grace Bible (Mich.) †	82
65	Delaware Valley ■	72
84	Swarthmore ■	79
68	Lincoln (Pa.) †	85
102	Valley Forge Chrst. †	70
72	Messiah ■	89
67	Widener	95
76	Davis ■	61
72	Dallas	68
81	Thomas More †	95
50	Baptist Bible (Pa.)	80
69	Lancaster Bible ■	66
72	Keuka	76
69	Cazenovia	81
95	Washington Bible ■	48
84	Valley Forge Chrst. ■	57
80	Hood	93
56	Villa Julie	80
69	Keystone ■	72
76	Valley Forge Chrst.	63
62	Baptist Bible (Pa.) ■	61
70	Ramapo	104
84	Lancaster Bible	65
82	Lancaster Bible ■	72
74	Baptist Bible (Pa.)	63
88	Grace Bible (Mich.) †	93
77	Manhattan Chrst. †	73
101	Simpson (Cal.) †	92

Nickname: Crimson Eagles
 Colors: Crimson & Black
 Arena: Mason Activity Center
 Capacity: 600; Year Built: 1993
 AD: Richard Beach
 SID: Carolyn Burgman

PHILA. SCIENCES

Philadelphia, PA 19104-4495....II

Coach: David Pauley, Temple 1979

2004-05 RESULTS (12-17)

66	East Stroudsburg ■	59
65	Millersville	72
61	Philadelphia U. †	77
48	West Chester	64
72	Felician ■	66
85	Post	74
87	Wilmington (Del.) ■	63
75	Bloomfield	79
57	NJIT ■	63
65	West Chester ■	69
72	Dominican (N.Y.) ■	62
81	Goldey-Beacom	87
69	Nyack	63
68	Caldwell ■	75
74	Holy Family ■	84
66	Kutztown ■	79
55	Felician	66
85	Post ■	68
70	Wilmington (Del.)	59
69	Bloomfield ■	87
71	NJIT	72
58	Dominican (N.Y.)	48
69	Goldey-Beacom ■	58
62	Millersville ■	74
64	Nyack ■	51
56	Caldwell	68
80	Holy Family	91

70 Holy Family	68
56 Caldwell	70

Nickname: Devils
 Colors: Cardinal & Silver
 Arena: Robert "Bobby" Morgan Arena
 Capacity: 1,000; Year Built: 2003
 AD: Robert C. Morgan
 SID: Bob Heller

PHILADELPHIA U.

Philadelphia, PA 19144-5497II

Coach: Herb Magee,
 Philadelphia U. 1963

2004-05 RESULTS (21-9)

71 Holy Family ■	64
66 St. Thomas Aquinas ■	53
63 NJIT	64
77 Phila. Sciences †	61
79 Concordia (N.Y.)	52
74 New Haven ■	62
68 C.W. Post	62
70 Bridgeport	76
93 Mercy ■	63
70 Queens (N.Y.)	79
71 Dowling ■	64
47 Adelphi ■	66
83 Southampton	69
52 New Haven	83
88 NYIT ■	68
92 Molloy ■	78
88 Dowling	72
76 C.W. Post ■	67
67 St. Thomas Aquinas	70
82 Southampton ■	55
73 Molloy	53
82 Bridgeport ■	74
54 NYIT	87
61 Mercy	60
78 Queens (N.Y.) ■	68
82 Concordia (N.Y.) ■	60
58 Adelphi	67
71 St. Thomas Aquinas ■	61
79 C.W. Post	66
74 Queens (N.Y.) †	82

Nickname: Rams
 Colors: Maroon & Grey
 Arena: Bucky Harris Gym
 Capacity: 1,000; Year Built: 1960
 AD: Thomas R. Shirley Jr.
 SID: Tony Berich

PIEDMONT

Demorest, GA 30535III

Coach: Lee Glenn, Methodist 2000

2004-05 RESULTS (10-16)

60 Ferrum †	61
74 Greensboro	81
92 Toccoa Falls ■	72
64 Troy	111
91 Oglethorpe	102
97 Warren Wilson	56
102 Greenville ■	87
67 Oglethorpe ■	73
103 Methodist ■	89
65 Wash. & Lee	79
84 Marymount (Va.) †	70
102 Warren Wilson ■	52
56 Methodist	73
113 LaGrange ■	108
93 Maryville (Tenn.)	103
89 Huntingdon ■	85
87 Fisk	92
81 Toccoa Falls	68
70 Maryville (Tenn.) ■	79
94 North Ga. ■	113
81 Fisk ■	87
104 Thomas More ■	117
92 LaGrange	104
100 Thomas More	79

73 Huntingdon	77
73 Fisk	94

Nickname: Lions
 Colors: Green & Gold
 Arena: Johnny Mize Center
 Capacity: 5,000; Year Built: 2000
 AD: John Dzik
 SID: Richard Dombrowsky

PITTSBURG ST.

Pittsburg, KS 66762II

Coach: Gene Iba, Tulsa 1963

2004-05 RESULTS (23-7)

58 St. Mary's (Tex.) †	47
70 Okla. Panhandle †	61
87 Evangel ■	56
110 Lincoln (Mo.) ■	69
88 Rockhurst	81
102 Okla. Sci. & Arts ■	76
76 Drury ■	60
83 Eastern N.M. †	63
64 West Tex. A&M †	51
71 Central Mo. St.	90
66 Truman ■	58
75 Mo. Southern St. ■	66
72 Southwest Baptist	80
97 Emporia St. ■	91
72 Northwest Mo. St.	58
88 Mo. Western St. ■	98
53 Mo.-Rolla ■	44
61 Washburn	76
95 Central Mo. St. ■	86
83 Washburn ■	81
72 Mo.-Rolla	66
83 Mo. Western St.	76
81 Northwest Mo. St. ■	69
76 Emporia St.	65
94 Southwest Baptist ■	70
78 Mo. Southern St.	84
68 Truman	66
61 Mo. Southern St. †	63
73 St. Mary's (Tex.) †	59
59 Tarleton St. †	65

Nickname: Gorillas
 Colors: Crimson & Gold
 Arena: John Lance Arena
 Capacity: 6,500; Year Built: 1971
 AD: Charles Broyles
 SID: Dan Wilkes

PITTSBURGH

Pittsburgh, PA 15260I

Coach: Jamie Dixon, TCU 1987

2004-05 RESULTS (20-9)

81 Howard ■	55
83 Robert Morris ■	59
93 Loyola (Md.) ■	57
65 St. Francis (Pa.) ■	41
87 Duquesne ■	57
70 Memphis †	51
84 Penn St.	71
73 Coppin St. ■	42
69 Richmond	60
72 South Carolina ■	68
66 Bucknell ■	69
64 Georgetown ■	67
66 Rutgers	63
67 Seton Hall ■	63
62 St. John's (N.Y.)	65
76 Connecticut	66
76 Syracuse ■	69
86 Providence ■	66
78 West Virginia	83
55 St. John's (N.Y.) ■	44
68 Notre Dame ■	66
68 Syracuse	64
72 Villanova	80
66 West Virginia ■	70
64 Connecticut ■	73

72 Boston College	50
85 Notre Dame	77
58 Villanova †	67
71 Pacific †	79

Nickname: Panthers
 Colors: Gold & Blue
 Arena: Petersen Events Center
 Capacity: 12,508; Year Built: 2003
 AD: Jeffrey Long
 SID: Greg Hotchkiss

PITT.-BRADFORD

Bradford, PA 16701-2898III

Coach: Andy Moore, Mansfield 1986

2004-05 RESULTS (13-13)

81 D'Youville †	71
89 Brockport St.	96
77 Frostburg St. ■	79
64 Pitt.-Greensburg ■	57
75 Elmira ■	69
75 Fredonia St.	80
59 Geneseo St. ■	57
91 Mt. Aloysius	93
58 Penn St.-Altoona	49
49 Alfred	67
66 Penn St.-Behrend ■	62
66 Hilbert	77
69 La Roche ■	55
76 Lake Erie ■	69
80 Medaille	46
65 Pitt.-Greensburg	69
71 Frostburg St.	55
72 Hilbert ■	67
70 Penn St.-Altoona ■	77
108 Mt. Aloysius	71
74 Medaille ■	63
51 Penn St.-Behrend	63
61 Ithaca ■	70
53 Lake Erie	63
53 La Roche	58
78 La Roche ■	81

Nickname: Panthers
 Colors: Navy & Gold
 Arena: Pitt Bradford Sport & Fitness Center
 Capacity: 1,500; Year Built: 2002
 AD: Lori Mazza
 SID: Greg Clark

PITT.-GREENSBURG

Greensburg, PA 15601-5898III

Coach: Marcus Kahn, Redlands 1997

2004-05 RESULTS (17-10)

65 Kean †	79
72 St. Joseph's (L.I.) †	57
62 Shepherd	70
52 Waynesburg ■	57
79 Penn St.-Behrend	75
57 Pitt.-Bradford	64
142 Redlands	154
102 Chapman	106
65 Grove City ■	71
74 La Roche ■	71
76 Lake Erie ■	61
85 Medaille	47
85 Hilbert	69
119 Mt. Aloysius	99
80 Frostburg St.	85
91 Penn St.-Altoona ■	69
69 Pitt.-Bradford	65
58 Penn St.-Behrend ■	73
112 Mt. Aloysius	94
84 Lake Erie	81
65 La Roche	64
82 Penn St.-Altoona	79
93 Hilbert ■	47
105 Medaille ■	59
87 Frostburg St. ■	75

85 La Roche ■	62
49 Penn St.-Behrend ■	52

Nickname: Bobcats
 Colors: Navy Blue & Gold
 Arena: Chambers Hall
 Capacity: 500; Year Built: 1989
 AD: Daniel R. Swalga
 SID: Mark Katarski

PITT.-JOHNSTOWN

Johnstown, PA 15904-2990II

Coach: Bob Rukavina,
 Indiana (Pa.) 1985

2004-05 RESULTS (12-13)

73 Penn St.-McKeesport ■	60
83 Bloomsburg	75
106 Davis & Elkins ■	74
87 Mansfield ■	76
78 Alderson-Broaddus ■	87
65 Charleston (W.V.)	78
66 Glenville St. ■	77
68 Wheeling Jesuit ■	94
55 Millersville	62
82 Bloomsburg ■	58
75 Alderson-Broaddus	91
75 West Va. Wesleyan	68
57 Shippensburg	59
72 Southern Ind.	100
63 Columbia Union	53
64 Bowie St. ■	75
70 Millersville ■	76
77 Columbia Union ■	43
72 Indiana (Pa.)	82
85 Charleston (W.V.) ■	97
64 Clarion	73
86 California (Pa.)	80
85 Indiana (Pa.) ■	81
130 Mt. Aloysius ■	106
71 Lock Haven	69

Nickname: Mountain Cats
 Colors: Vegas Gold & Navy Blue
 Arena: Sports Center
 Capacity: 2,400; Year Built: 1976
 AD: Michael F. Castner
 SID: Chris Caputo

PLATTSBURGH ST.

Plattsburgh, NY 12901III

Coach: Tom Curle, Plattsburgh St. 1981

2004-05 RESULTS (17-11)

97 Paul Smith ■	62
62 Oswego St. ■	68
90 Clarkson ■	65
90 Brockport St.	79
74 Geneseo St.	58
47 Westminster (Utah) †	80
80 Lee †	72
60 Union (N.Y.)	66
98 Johnson St. ■	52
75 Oswego St. ■	69
64 Oneonta St.	70
87 New Paltz St.	68
76 St. Lawrence	69
81 Fredonia St. ■	62
74 Buffalo St. ■	69
53 Potsdam St. ■	66
69 Buffalo St.	60
76 Fredonia St.	69
67 Utica/Rome	77
57 Cortland St. ■	61
77 Middlebury ■	64
72 Geneseo St. ■	73
54 Oswego St.	56
105 Utica/Rome ■	66
93 New Paltz St. ■	72
81 Brockport St. ■	77
70 Potsdam St. †	83
74 Hobart	88

Nickname: Cardinals
 Colors: Cardinal Red & White
 Arena: Memorial Hall Gymnasium
 Capacity: 1,400; Year Built: 1961
 AD: Roy Patton
 SID: Kelly Vergin

PLYMOUTH ST.

Plymouth, NH 03264-1595III

Coach: John Scheinman, Marist 1984

2004-05 RESULTS (19-10)

116	Centenary (N.J.) †	79
77	Montclair St.	87
97	Castleton St.	86
83	Colby-Sawyer †	91
80	Salem St.	82
84	Rhode Island Col. ■	81
98	Tufts	97
85	Mass.-Dartmouth	84
67	Middlebury	57
82	Bates ■	67
80	Eastern Conn. St. ■	70
104	Mass.-Boston	66
99	Me.-Farmington ■	73
92	Western Conn. St. ■	95
81	Keene St.	71
80	Rhode Island Col.	93
84	Southern Me. ■	74
86	Mass.-Dartmouth ■	76
88	Bowdoin ■	72
97	Johnson & Wales ■	72
96	Eastern Conn. St.	86
91	Keene St. ■	86
103	Mass.-Boston ■	106
87	Southern Me.	88
77	Western Conn. St.	87
112	Mass.-Boston ■	94
72	Rhode Island Col. †	69
130	Western Conn. St.	135
68	Western New Eng. ■	70

Nickname: Panthers
 Colors: Green & White
 Arena: Foley Gymnasium
 Capacity: 2,000; Year Built: 1969
 AD: John P. Clark
 SID: Kent Cherrington

POLYTECHNIC (N.Y.)

Brooklyn, NY 11201III

Coach: Laddy Baldwin,
 Long Island 1974

2004-05 RESULTS (5-21)

46	Villa Julie	74
73	Chestnut Hill	96
43	Army	77
68	Bard ■	47
48	MIT	80
76	Keystone	82
54	Rensselaer †	75
62	Caltech †	47
43	New York U. ■	79
53	Prairie	34
54	Villa Julie ■	72
66	Cazenovia	70
60	Mt. St. Vincent	83
58	Baruch ■	71
56	Keuka ■	67
52	Keystone ■	72
62	Keuka	63
41	D'Youville	50
37	Yeshiva	53
64	Cazenovia	78
54	Purchase St. ■	68
73	Chestnut Hill ■	86
66	D'Youville ■	58
61	Chestnut Hill	77

Nickname: Blue Jays
 Colors: Blue & Gray

Arena: Joseph J. & Violet J. Jacobs
 Building
 Capacity: 327; Year Built: 2002
 AD: Maureen Brazier
 SID: John DeSio

POMONA-PITZER

Claremont, CA 91711-6346III

Coach: Charles Katsiaficas,
 Tufts 1984

2004-05 RESULTS (17-9)

74	Vanguard	63
54	UC San Diego	62
67	Gwynedd-Mercy †	69
77	Willamette ■	72
69	Menlo ■	42
60	Master's ■	68
51	La Sierra ■	33
45	Biola ■	69
57	Gust. Adolphus ■	68
62	La Sierra	69
61	Trinity (Conn.) ■	48
96	Redlands	89
41	Occidental	50
73	Caltech	40
58	Claremont-MS	47
70	Whittier ■	68
57	Cal Lutheran ■	52
75	La Verne	61
125	Redlands ■	117
69	Occidental ■	57
77	Caltech	36
45	Claremont-MS ■	52
60	Whittier	55
67	Cal Lutheran	63
72	La Verne	59
53	Trinity (Tex.)	65

Nickname: Sagehens
 Colors: Blue, Orange & White
 Arena: Voelkel Gymnasium
 Capacity: 1,500; Year Built: 1989
 AD: Charles C. Katsiaficas
 SID: Ben Belletto

PORTLAND

Portland, OR 97203-5798I

Coach: Michael Holton, UCLA 1992

2004-05 RESULTS (15-15)

53	Northwestern †	56
67	Western Mich. †	64
74	Ga. Southern †	60
73	Seattle ■	54
93	Cal Poly ■	65
63	Oregon St.	66
84	Portland St.	72
82	Idaho St.	73
71	Long Beach St.	70
54	Washington St. ■	55
70	Winthrop ■	64
76	UC Riverside	70
67	Oregon	92
81	Idaho ■	66
67	Idaho St. ■	35
45	St. Mary's (Cal.)	66
63	Santa Clara	76
81	Pepperdine ■	71
74	Loyola Marymount ■	57
58	San Diego	92
70	San Francisco	74
79	Gonzaga	91
75	Santa Clara ■	62
72	St. Mary's (Cal.) ■	73
54	Loyola Marymount	50
66	Pepperdine	72
56	San Francisco ■	58
73	San Diego	89
68	Gonzaga ■	84
60	San Francisco †	65

Nickname: Pilots
 Colors: Purple & White

Arena: Chiles Center
 Capacity: 5,000; Year Built: 1984
 AD: Lawrence Williams
 SID: Julie Natale

PORTLAND ST.

Portland, OR 97207-0751I

Coach: Heath Schroyer,
 Armstrong Atlantic 1995

2004-05 RESULTS (19-9)

80	Gonzaga	98
51	Boise St.	63
80	Cal Poly ■	63
58	Howard	53
63	Jackson St.	62
72	Portland ■	84
70	Evergreen St. ■	53
54	Ohio St.	78
80	Bethune-Cookman ■	60
79	Tenn.-Martin ■	66
85	Warner Pacific ■	69
89	Md.-East. Shore ■	44
73	Weber St. ■	62
79	Sacramento St. ■	69
91	Northern Ariz. ■	78
70	Eastern Wash.	59
66	Weber St.	70
69	Idaho St.	72
89	Montana ■	77
68	Montana St. ■	51
84	Northern Ariz.	81
71	Sacramento St.	66
71	Eastern Wash. ■	70
79	Idaho St. ■	58
62	Middle Tenn.	83
88	Montana St.	82
65	Montana	79
61	Weber St. ■	71

Nickname: Vikings
 Colors: Green, White & Silver
 Arena: Peter W. Stott Center
 Capacity: 1,500; Year Built: 1967
 AD: Tom Burman
 SID: Mike Lund

POST

Waterbury, CT 06723II

Coach: Mike Donnelly,
 Sacred Heart 1997

2004-05 RESULTS (6-21)

93	Southampton ■	99
77	Franklin Pierce †	93
83	Bridgport	89
79	Dominican (N.Y.)	72
74	Phila. Sciences ■	85
85	NJIT	90
75	Caldwell	83
77	Wilmington (Del.)	80
74	Assumption	81
72	St. Anselm †	107
63	American Int'l ■	77
73	Goldie-Beacom ■	64
73	Bloomfield ■	81
73	Felician	64
81	Holy Family	91
80	Dominican (N.Y.) ■	82
68	Phila. Sciences	85
73	NJIT	66
79	Caldwell ■	81
90	Wilmington (Del.) ■	64
65	Goldie-Beacom	58
77	Bloomfield	88
72	Felician ■	89
105	Holy Family ■	111
79	Nyack ■	88
73	Southern N.H.	89
65	Nyack	93

Nickname: Eagles
 Colors: Hunter, Black & White

Arena: Drubner Center
 Capacity: 350; Year Built: 1972
 AD: Daniel B. Mara
 SID: Tim McCaffrey

POTSDAM ST.

Potsdam, NY 13676-0000III

Coach: Sherry Dobbs,
 Plattsburgh St. 1998

2004-05 RESULTS (27-4)

76	Hilbert ■	46
89	Mass. Liberal Arts ■	67
64	Clarkson	45
79	Geneseo St.	58
81	Brockport St.	61
95	Alfred ■	79
76	Ithaca ■	73
75	Hamilton	74
79	Keuka	60
87	Cazenovia	44
73	Utica/Rome ■	55
85	New Paltz St.	70
62	Oneonta St.	57
72	Buffalo St. ■	51
81	Fredonia St. ■	49
66	Plattsburgh St.	53
71	Oswego St.	84
76	St. Lawrence ■	63
67	Cortland St. ■	64
78	Utica/Rome	71
66	Brockport St. ■	76
76	Geneseo St. ■	69
60	Cortland St.	74
76	New Paltz St. ■	65
66	Oneonta St. ■	55
89	Buffalo St. ■	73
83	Plattsburgh St. †	70
74	Oswego St. †	61
74	Salem St. ■	73
67	St. John Fisher †	43
51	Rochester †	67

Nickname: Bears
 Colors: Maroon & Gray
 Arena: Maxcy Hall
 Capacity: 3,600; Year Built: 1972
 AD: James Zalacca
 SID: Boyd Jones

PRAIRIE VIEW

Prairie View, TX 77446-0097I

Coach: Jerry Francis, Ohio St. 1991

2004-05 RESULTS (5-23)

55	Wis.-Milwaukee	117
47	South Fla.	63
63	Tulane	84
48	Tex. A&M-Corp. Chris ■	65
40	Texas A&M	82
44	Tulsa	97
50	Arkansas	102
63	Oregon St. ■	67
52	Baylor	84
77	Alcorn St.	69
61	Southern U.	73
65	Texas Southern †	68
51	Grambling ■	47
48	Jackson St. ■	60
65	Mississippi Val.	70
63	Ark.-Pine Bluff	58
50	Alabama St. ■	59
50	Alabama A&M ■	67
76	Texas Southern †	70
74	Grambling	84
71	Jackson St.	81
60	Mississippi Val. ■	75
49	Ark.-Pine Bluff ■	53
60	Alabama St.	77
53	Alabama A&M	71
54	Alcorn St. ■	56
49	Southern U. ■	47
56	Alabama St. †	64

Nickname: Panthers
 Colors: Purple & Gold
 Arena: William J. Nicks Building
 Capacity: 5,000; Year Built: 1968
 AD: Charles McClelland
 SID: Harlan Robinson

PRESBYTERIAN

Clinton, SC 29325-2998II

Coach: Gregg Nibert, Marietta 1979

2004-05 RESULTS (18-11)

103 Allen ■	92
73 North Greenville	81
61 S.C. Upstate	67
59 S.C.-Aiken ■	45
60 Lander ■	48
55 Shaw	58
53 Lander	51
61 North Greenville ■	57
62 Erskine ■	52
83 Francis Marion ■	64
62 Queens (N.C.)	70
66 Southern Wesleyan ■	65
65 Mars Hill	82
97 Wingate ■	85
67 Carson-Newman	72
68 Newberry	57
58 Lenoir-Rhyne ■	56
87 Tusculum ■	75
56 Catawba	59
90 Allen	69
79 Mars Hill ■	56
82 Wingate	88
65 Carson-Newman ■	64
59 Newberry ■	47
60 Lenoir-Rhyne	80
92 Tusculum	86
97 Catawba ■	67
58 Mars Hill ■	54
82 Lenoir-Rhyne †	84

Nickname: Blue Hose
 Colors: Blue & Garnet
 Arena: Ross E. Templeton Center
 Capacity: 2,500; Year Built: 1975
 AD: William B. Carlton
 SID: Al Ansley

PRINCETON

Princeton, NJ 08544I

Coach: Joe Scott, Princeton 1987

2004-05 RESULTS (15-13)

61 Bucknell †	48
45 Syracuse	56
59 Wyoming	64
40 Lafayette	38
56 Holy Cross	53
53 Rutgers ■	40
56 Monmouth	52
46 Temple	48
59 Tulane †	51
42 UTEP	68
75 Loyola (Md.) ■	62
70 Davidson ■	68
46 Duke	59
60 Haverford ■	33
52 Brown ■	57
58 Yale	43
42 Dartmouth	50
57 Harvard	61
62 Penn	70
58 Cornell ■	66
63 Columbia ■	53
43 Yale	56
69 Brown	52
68 Columbia	59
49 Cornell	52
66 Harvard ■	44
65 Dartmouth ■	54
56 Penn ■	64

Nickname: Tigers
 Colors: Orange & Black
 Arena: Jadwin Gymnasium
 Capacity: 6,854; Year Built: 1969
 AD: Gary D. Walters
 SID: David Rosenfeld

PRINCIPIA

Elsah, IL 62028-9799III

Coach: Garry Sprague, Principia 1986

2004-05 RESULTS (11-13)

75 Lincoln Chrst.	63
79 Dallas †	54
62 Colorado Col.	65
75 Eureka	83
58 Illinois Col.	78
70 Washington-St. Louis †	86
48 Robert Morris-Chi.	64
87 Eureka ■	70
70 Blackburn ■	59
81 MacMurray	79
74 Fontbonne ■	61
72 Webster ■	77
71 Greenville	77
65 Maryville (Mo.) ■	68
73 Westminster (Mo.) ■	63
80 Robert Morris-S'fiel ■	71
72 Blackburn	78
97 MacMurray ■	107
84 Fontbonne	103
57 Webster	73
83 Greenville ■	75
73 Maryville (Mo.)	63
71 Westminster (Mo.)	69
51 Webster	64

Nickname: Panthers
 Colors: Gold & Blue
 Arena: Hay Field House
 Capacity: 1,000; Year Built: 1967
 AD: Lenore Suarez
 SID: Brian Peticalos

PROVIDENCE

Providence, RI 02918I

Coach: Tim Welsh, Potsdam St. 1984

2004-05 RESULTS (14-17)

83 Niagara ■	78
89 Penn ■	52
79 St. Thomas Aquinas ■	48
67 Wake Forest †	79
72 Michigan †	63
66 Florida †	84
54 Winthrop ■	60
65 Rhode Island ■	58
86 Wichita St. ■	90
104 Maine ■	74
72 Memphis	59
76 San Diego St.	67
79 Brown ■	63
60 Boston College	69
78 Villanova ■	83
71 Syracuse	75
67 Rutgers	72
75 Boston College ■	78
78 West Virginia ■	82
66 Pittsburgh	86
98 Virginia ■	79
81 Villanova	89
65 West Virginia	67
81 Rutgers ■	64
89 Connecticut ■	94
61 Notre Dame ■	62
67 Seton Hall	54
66 Syracuse	91
86 St. John's (N.Y.) ■	75
68 Georgetown	65
59 West Virginia †	82

Nickname: Friars
 Colors: Black, White & Silver

Arena: Dunkin' Donuts Center
 Capacity: 12,993; Year Built: 1972
 AD: Robert Driscoll
 SID: Arthur Parks

PUGET SOUND

Tacoma, WA 98416-9710III

Coach: Eric Bridgeland, Alabama

2004-05 RESULTS (22-4)

123 UC Santa Cruz ■	92
123 La Verne ■	107
102 UC Santa Cruz †	89
116 Cal Lutheran †	96
96 Evergreen St.	78
87 Northwest (Wash.) ■	84
85 Seattle †	87
111 Seattle Pacific	122
79 Pacific (Ore.)	70
79 Willamette	73
114 Whitworth ■	88
101 Whitman ■	67
66 George Fox	68
86 Linfield	84
115 Pacific Lutheran ■	89
105 Pacific (Ore.) ■	71
84 Lewis & Clark ■	71
91 Willamette ■	65
69 Whitworth	63
96 Whitman	69
91 George Fox ■	84
87 Linfield ■	63
96 Pacific Lutheran	79
76 Lewis & Clark	54
85 Buena Vista ■	82
63 Wis.-Stevens Point	81

Nickname: Loggers
 Colors: Maroon & White
 Arena: Memorial Fieldhouse
 Capacity: 4,000; Year Built: 1949
 AD: Amy E. Hackett
 SID: Chris Thompson

PURDUE

West Lafayette, IN 47907-1031 ..I

Coach: Gene Keady, Kansas St. 1958

2004-05 RESULTS (7-21)

71 Miami (Ohio)	81
66 Detroit ■	56
59 Cincinnati †	79
53 North Carolina St.	60
51 Memphis ■	62
48 Oklahoma ■	66
69 Colorado St. ■	68
62 Evansville †	61
72 Baylor ■	73
87 Eastern Ill. ■	67
68 Wisconsin ■	77
59 Illinois	68
52 Minnesota	63
73 Indiana ■	75
64 Michigan St.	71
57 Iowa	71
68 Wis.-Milwaukee ■	73
84 Michigan ■	55
65 Ohio St.	75
61 Northwestern	67
77 Penn St. ■	50
66 Iowa ■	63
57 Michigan St. ■	68
62 Indiana	79
57 Minnesota ■	59
50 Illinois	84
52 Wisconsin	64
52 Iowa †	71

Nickname: Boilermakers
 Colors: Old Gold & Black
 Arena: Mackey Arena
 Capacity: 14,123; Year Built: 1967
 AD: Morgan J. Burke
 SID: Elliot Bloom

QUEENS (N.Y.)

Flushing, NY 11367II

Coach: Kyrk Peponakis,
 St. John's (N.Y.) 1988

2004-05 RESULTS (22-9)

72 Le Moyne	69
70 St. Thomas Aquinas	67
77 Southampton ■	74
78 NYIT ■	60
86 Concordia (N.Y.)	70
70 C.W. Post	65
77 Virginia St. †	89
83 Elizabeth City St. †	66
79 Philadelphia U. ■	70
69 Mercy ■	64
83 Molloy	84
69 Bridgeport ■	71
60 New Haven ■	57
92 NYIT	90
77 Dowling ■	71
69 Adelphi ■	72
70 St. Thomas Aquinas ■	75
81 Mercy	74
76 Concordia (N.Y.) ■	66
110 Southampton	88
75 New Haven	79
68 Adelphi	55
89 C.W. Post ■	59
74 Dowling	73
98 Molloy ■	85
68 Philadelphia U.	78
77 Bridgeport	84
88 NYIT ■	86
58 New Haven †	55
82 Philadelphia U. †	74
68 Bentley	85

Nickname: Knights
 Colors: Blue & Silver
 Arena: Fitzgerald Gymnasium
 Capacity: 3,000; Year Built: 1958
 AD: Richard Wettan
 SID: Neal Kaufer

QUEENS (N.C.)

Charlotte, NC 28274II

Coach: Brian Good, Wisconsin 1993

2004-05 RESULTS (13-15)

77 Armstrong Atlantic	89
82 Johnson C. Smith	95
71 Winston-Salem ■	81
83 Francis Marion ■	80
82 St. Paul's ■	68
73 Limestone	72
67 N.C. Central	81
70 Presbyterian ■	62
71 St. Andrews ■	60
62 Mount Olive	104
87 Anderson (S.C.) ■	75
78 Lees-McRae	94
63 Belmont Abbey	68
58 Barton	70
79 Pfeiffer ■	109
87 Erskine ■	62
74 Limestone	69
72 Mount Olive ■	88
82 Lees-McRae ■	74
79 Pfeiffer	87
79 Anderson (S.C.)	83
87 St. Andrews	94
60 Barton ■	58
75 Coker	72
70 Belmont Abbey ■	74
58 Erskine	55
81 Coker ■	76
79 Limestone ■	85

Nickname: Royals
 Colors: Navy Blue and Gold
 Arena: Owens Athletic Center
 Capacity: 900; Year Built: 1989

AD: Jeannie King
SID: James La Barrie

QUINCY

Quincy, IL 62301-2699II

Coach: Marty Bell, South Carolina 1985

2004-05 RESULTS (18-11)

80	Culver-Stockton ■	64
88	Wis.-Parkside ■	74
87	Lewis ■	64
73	Hannibal-La Grange ■	52
67	Mo.-St. Louis ■	71
71	Truman ■	75
83	Ky. Wesleyan	66
83	Bellarmino	90
71	Winona St. ■	65
66	Mercyhurst ■	41
66	Grand Valley St.	71
82	Indianapolis ■	101
71	St. Joseph's (Ind.) ■	67
96	Lewis	85
63	SIU Edwardsville	72
87	Mo.-St. Louis	76
56	Southern Ind.	84
68	Bellarmino ■	62
75	Northern Ky. ■	74
91	St. Joseph's (Ind.)	82
84	Wis.-Parkside	78
74	SIU Edwardsville ■	65
87	Robert Morris-St. J.	93
63	Southern Ind. ■	71
71	Ky. Wesleyan ■	59
70	Northern Ky.	64
79	Indianapolis	76
76	St. Joseph's (Ind.) †	91
73	Findlay	83

Nickname: Hawks
Colors: Brown, White & Gold
Arena: Pepsi Arena
Capacity: 2,000; Year Built: 1950
AD: Patrick Atwell
SID: Frank Cash

QUINNIPIAC

Hamden, CT 06518-1940I

Coach: Joe DeSantis, Fairfield 1979

2004-05 RESULTS (10-17)

60	Penn	74
84	Concordia (N.Y.) ■	60
61	Dartmouth	66
89	Longwood	62
83	Cornell ■	76
88	Robert Morris	85
59	Drexel	66
83	Northern Ariz.	102
71	Connecticut	123
102	Longwood ■	93
71	Monmouth ■	74
79	Fairleigh Dickinson ■	75
84	Mt. St. Mary's	74
63	St. Francis (N.Y.) ■	69
60	Sacred Heart	67
70	St. Francis (Pa.)	80
71	Long Island ■	76
57	Wagner	87
88	Sacred Heart ■	83
75	St. Francis (Pa.) ■	67
81	Monmouth	91
72	Long Island	76
76	Wagner ■	72
69	Robert Morris ■	86
70	Central Conn. St. ■	75
70	Fairleigh Dickinson	77
85	Central Conn. St.	95

Nickname: Bobcats
Colors: Blue & Gold
Arena: Burt Kahn Court-Athletic Center
Capacity: 1,500; Year Built: 1969

AD: Jack McDonald
SID: Tom Wilkins

RADFORD

Radford, VA 24142I

Coach: Byron Samuels,
UNC Asheville 1986

2004-05 RESULTS (12-16)

72	Yale †	71
76	William & Mary	81
91	Longwood	81
89	Ferrum ■	60
66	N.C. A&T ■	61
44	West Virginia	78
74	Hampton †	89
97	Lees-McRae ■	77
58	Colorado	74
60	St. Mary's (Cal.)	72
63	UC Davis †	67
59	Birmingham-So.	61
93	Coastal Caro. ■	82
60	Charleston So. ■	67
54	Winthrop	74
78	VMI	62
85	High Point ■	83
72	UNC Asheville	75
69	Liberty ■	64
62	Birmingham-So. ■	64
66	Charleston So.	56
61	Coastal Caro.	79
54	VMI ■	67
55	Winthrop ■	65
62	Liberty	70
92	High Point	87
91	UNC Asheville ■	75
40	Birmingham-So.	69

Nickname: Highlanders
Colors: Red, White & Blue
Arena: Donald N. Dedmon Center
Capacity: 5,000; Year Built: 1981
AD: Greig W. Denny
SID: Drew Dickerson

RAMAPO

Mahwah, NJ 07430-1680III

Coach: Chuck McBreen, Towson 1988

2004-05 RESULTS (24-5)

72	Rutgers-Newark	65
96	York (N.Y.) ■	72
62	Kean	85
119	Rutgers-Camden ■	64
97	Montclair St. ■	86
97	Drew †	66
73	Albion †	89
94	Bridgewater St. †	87
100	Alvernia	83
88	TCNJ	82
75	Wm. Paterson	63
86	Rowan ■	72
109	Mitchell ■	52
78	Richard Stockton ■	67
99	Staten Island	90
89	Kean ■	84
88	Rutgers-Camden	70
84	Montclair St.	71
96	TCNJ ■	79
74	New Jersey City	73
73	Rutgers-Newark ■	44
75	Rowan	89
104	Phila. Bible ■	70
82	Wm. Paterson ■	74
80	Richard Stockton	94
61	Rutgers-Newark ■	46
79	Richard Stockton ■	71
105	City Tech ■	80
78	King's (Pa.) †	85

Nickname: Roadrunners
Colors: Maroon, Black & White

Arena: Ramapo Athletic Center
Capacity: 1,800; Year Built: 1974
AD: Michael J. Ricciardi
SID: Rachel McCann

RANDOLPH-MACON

Ashland, VA 23005III

Coach: Mike Rhoades,
Lebanon Valley 1995

2004-05 RESULTS (17-10)

72	DePauw †	74
74	Aurora †	77
74	Lynchburg ■	63
63	Wash. & Lee ■	58
76	Roanoke ■	63
57	Virginia Union	78
84	East. Mennonite	85
66	Chris. Newport ■	69
72	Dickinson ■	63
88	Lycoming ■	66
79	Bridgewater (Va.) ■	65
69	Guilford	76
75	Emory & Henry	65
67	Hampden-Sydney ■	48
73	Va. Wesleyan	88
77	Roanoke	65
74	Wash. & Lee	42
69	Lynchburg	58
140	Emory & Henry ■	123
89	Guilford ■	91
72	Va. Wesleyan ■	68
87	East. Mennonite ■	60
68	Hampden-Sydney	60
72	Bridgewater (Va.)	77
81	Lynchburg †	75
67	Hampden-Sydney †	63
57	Va. Wesleyan †	71

Nickname: Yellow Jackets
Colors: Lemon & Black
Arena: Crenshaw Gymnasium
Capacity: 1,680; Year Built: 1963
AD: Denis Kanach
SID: Ann Marie Schlotzman

REDLANDS

Redlands, CA 92373-0999III

Coach: Gary Smith, Redlands 1964

2004-05 RESULTS (14-11)

145	Fresno Pacific ■	140
150	West Coast Chrst.	121
136	La Sierra	128
148	Whitman ■	123
151	Loras ■	147
143	Cal St. East Bay ■	138
107	Chapman	123
153	Cal Baptist ■	181
154	Pitt.-Greensburg ■	142
160	Robert Morris-Chi. ■	104
172	La Sierra ■	107
89	Pomona-Pitzer ■	96
130	Cal Lutheran	131
121	Occidental	125
127	La Verne ■	143
117	Claremont-MS ■	126
155	Caltech	107
140	Whittier ■	134
117	Pomona-Pitzer	125
101	Cal Lutheran ■	125
126	Occidental ■	112
106	La Verne	109
96	Claremont-MS	137
140	Caltech ■	81
126	Whittier	121

Nickname: Bulldogs
Colors: Maroon & Gray
Arena: Currier Gym
Capacity: 1,200; Year Built: 1929
AD: Jeffrey Martinez
SID: Rachel J. Roche

REGIS (COLO.)

Denver, CO 80221-1099II

Coach: Lonnie Porter, Adams St. 1965

2004-05 RESULTS (14-13)

105	Johnson & Wales (CO)	82
49	Colorado St.	78
76	Johnson & Wales (CO) ■	67
74	Cal St. Monterey Bay ■	56
73	UC-Colo. Spgs. †	45
59	Colorado Col. ■	54
70	Bemidji St. ■	54
74	Adams St. ■	49
61	Fort Lewis ■	77
72	N.M. Highlands	76
88	UC-Colo. Spgs.	57
87	Dickinson St. ■	76
73	Colorado St.-Pueblo ■	68
52	Mesa St.	75
70	Western St.	56
52	Colorado Mines	66
63	Colo. Christian	68
66	Metro St. ■	77
68	Neb.-Kearney	80
79	Fort Hays St. ■	85
74	Chadron St. ■	61
71	Metro St.	83
99	Neb.-Kearney ■	103
68	Chadron St.	61
53	Fort Hays St.	69
72	Colo. Christian ■	85
63	Colorado Mines ■	60

Nickname: Rangers
Colors: Navy Blue & Gold
Arena: Regis University Fieldhouse
Capacity: 2,500; Year Built: 1959
AD: Barbara J. Schroeder
SID: Jeff Duggan

RENSELAER

Troy, NY 12180-3590III

Coach: Mike Griffin, Columbia 1965

2004-05 RESULTS (14-11)

67	Capital †	80
58	Clark (Mass.) †	69
74	Southern Vt. ■	66
64	Middlebury	55
66	Wesleyan (Conn.) †	71
70	Hartwick †	61
76	Colby-Sawyer †	59
53	Buena Vista †	57
79	Stevens Institute ■	76
75	Polytechnic (N.Y.) †	54
69	Milwaukee Engr.	64
66	Union (N.Y.)	63
67	Skidmore	72
57	Vassar	58
71	Clarkson ■	54
76	St. Lawrence ■	83
62	Hamilton ■	59
79	Hobart ■	67
69	St. Lawrence	79
41	Clarkson	46
75	Skidmore ■	77
64	Union (N.Y.) ■	59
61	Vassar ■	58
74	Hobart	64
81	Hamilton	90

Nickname: Red Hawks
Colors: Cherry & White
Arena: Robison Gymnasium
Capacity: 1,500; Year Built: 1920
AD: Ken Ralph
SID: Kevin Beattie

RHODE ISLAND

Kingston, RI 02881-1303I

Coach: Jim Baron, St. Bonaventure 1977

2004-05 RESULTS (6-22)

72	Brown ■	62
58	Manhattan	67

44	Maine ■	47
49	Seton Hall ■	59
68	Boston U. ■	73
58	Providence	65
62	Stony Brook ■	56
58	Rutgers	72
62	Iona	77
51	DePaul	60
50	Holy Cross ■	51
72	St. Bonaventure ■	70
52	St. Joseph's	60
55	Richmond	65
76	Duquesne	69
49	Fordham ■	63
49	Dayton ■	56
54	Temple	74
63	Xavier	77
44	Massachusetts ■	49
64	St. Bonaventure	70
63	La Salle ■	73
54	Fordham	56
64	Massachusetts	70
65	St. Joseph's ■	60
65	Temple ■	57
39	George Washington ■	68
60	Richmond †	68

Nickname: Rams
 Colors: Light & Dark Blue & White
 Arena: Ryan Center
 Capacity: 7,800; Year Built: 2002
 AD: Thomas P. McElroy
 SID: Mike Ballweg

RHODE ISLAND COL.

Providence, RI 02908III

Coach: Jack Perri, Bentley 1998

2004-05 RESULTS (20-9)

117	Ursinus †	124
82	Trinity (Conn.)	103
79	Eastern Nazarene ■	58
96	Fitchburg St. ■	70
84	Roger Williams ■	80
81	Plymouth St.	84
87	Johnson & Wales	72
68	Salve Regina	53
83	Eastern Conn. St.	78
73	Bridgewater St. ■	78
95	Mass.-Boston ■	87
70	Southern Me. ■	58
62	MIT ■	42
91	Keene St.	84
71	Mass.-Dartmouth ■	73
93	Plymouth St. ■	80
81	Western Conn. St.	92
87	Eastern Conn. St. ■	77
89	Mitchell ■	47
80	Mass.-Boston	88
83	Mass.-Dartmouth	61
93	Southern Me.	74
70	Western Conn. St. ■	69
79	Keene St. ■	70
85	Southern Me. ■	65
69	Plymouth St. †	72
83	Lasell ■	66
81	Colby-Sawyer	79
66	Wheaton (Mass.)	78

Nickname: Anchoemen
 Colors: Gold, White & Burgundy
 Arena: Intercollegiate Athletic
 Capacity: 8,000; Year Built: 1995
 AD: Donald E. Tencher
 SID: Scott Gibbons

RHODES

Memphis, TN 38112-1690III

Coach: Herb Hilgeman,
 Miami (Ohio) 1972

2004-05 RESULTS (7-16)

66	McMurry †	82
81	Ozarks (Ark.) †	93
100	Crichton ■	63
67	Maryville (Mo.) ■	62
60	Illinois Col. ■	69

63	Rust	70
65	Centre	77
78	Sewanee	79
55	Huntingdon ■	69
57	Huntingdon	80
61	Southwestern (Tex.) ■	85
51	Trinity (Tex.) ■	78
73	Hendrix	56
61	Rust ■	63
56	DePauw	81
57	Rose-Hulman	62
83	Millsaps ■	71
78	Oglethorpe	77
59	Centre ■	97
80	Sewanee ■	63
68	Southwestern (Tex.)	80
70	Trinity (Tex.)	77
84	Hendrix ■	64

Nickname: Lynx
 Colors: Red, Black & White
 Arena: Mallory Gym
 Capacity: 2,000
 AD: Mike Clary
 SID: Laura Whiteley

RICE

Houston, TX 77251-1892I

Coach: Willis Wilson, Rice 1982

2004-05 RESULTS (19-12)

77	Mobile ■	56
67	Middle Tenn. ■	62
61	La-Lafayette	75
74	Houston ■	73
113	Grambling ■	54
81	Lamar ■	75
72	Connecticut	81
72	Syracuse	88
66	Southern Methodist ■	64
78	Louisiana Tech ■	57
67	UTEP	96
87	Boise St.	75
82	Tulsa	70
83	Fresno St. ■	68
59	Nevada	62
72	Hawaii	75
85	San Jose St.	90
68	Boise St.	52
71	UTEP ■	73
82	Rockhurst ■	63
71	Tulsa	64
58	Nevada	73
63	Murray St. ■	69
76	Fresno St.	68
56	San Jose St. ■	50
80	Hawaii	61
78	Louisiana Tech	64
80	Southern Methodist	75
63	Southern Methodist †	47
77	UTEP †	85
82	Missouri St.	105

Nickname: Owls
 Colors: Blue & Gray
 Arena: Autry Court
 Capacity: 5,000; Year Built: 1950
 AD: John R. May
 SID: Jay Jameson

RICHARD STOCKTON

Pomona, NJ 08240-0195III

Coach: Gerry Matthews, Kean 1965

2004-05 RESULTS (19-11)

45	Messiah †	65
73	Waynesburg †	57
75	Rutgers-Camden	65
61	Arcadia ■	46
52	TCNJ ■	73
54	Wm. Paterson	59
64	Catholic	76
71	City Tech †	69
58	DeSales †	77
74	Old Westbury	68
101	Kean	94
59	Rutgers-Newark ■	56
49	Rowan	81
67	Montclair St. ■	71

62	John Jay	50
67	Ramapo	78
68	Kean ■	76
105	TCNJ	97
52	Wm. Paterson ■	50
87	Neumann ■	72
71	Rutgers-Newark	63
89	Rutgers-Camden ■	66
76	Montclair St.	72
76	Rowan ■	67
94	Ramapo ■	80
79	Rowan	78
71	Ramapo	79
79	Manhattanville ■	78
63	Rutgers-Newark ■	56
57	Kean ■	66

Nickname: Ospreys
 Colors: Black, White & Red
 Arena: Sports Center
 Capacity: 3,000; Year Built: 2000
 AD: G. Larry James
 SID: Chris Rollman

RICHMOND

Richmond, VA 23173-1903I

Coach: Jerry Wainwright,
 Colorado Col. 1968

2004-05 RESULTS (14-15)

77	Seton Hall	71
80	Elon ■	66
58	Virginia	85
78	South Fla. ■	72
73	Wake Forest	90
50	Va. Commonwealth	58
96	UAB ■	81
60	Pittsburgh	69
69	Butler †	68
71	Arizona	84
69	Colorado ■	75
56	Fordham	79
62	Dayton	63
65	Rhode Island ■	55
57	Xavier	81
70	George Washington	59
78	La Salle	71
67	Massachusetts	63
72	Duquesne ■	71
61	Dayton ■	58
68	La Salle ■	76
63	George Washington	80
36	St. Joseph's	49
53	Temple	59
76	Duquesne	62
64	Xavier ■	73
86	St. Bonaventure ■	68
68	Rhode Island †	60
51	St. Joseph's †	63

Nickname: Spiders
 Colors: Red & Blue
 Arena: Robins Center
 Capacity: 9,071; Year Built: 1972
 AD: Jim Miller
 SID: Simon Gray

RIDER

Lawrenceville, NJ 08648-3099I

Coach: Don Harnum,
 Susquehanna 1986

2004-05 RESULTS (19-11)

50	Bucknell	69
76	Drexel	71
78	Monmouth ■	61
76	Marist ■	75
62	Iona	61
74	Fairleigh Dickinson ■	76
66	Delaware	68
63	Massachusetts	73
57	Hartford †	68
93	North Dakota St. †	72
95	St. Peter's	86
75	Loyola (Md.)	71
74	Penn	68
69	Fairfield ■	72
89	Loyola (Md.) †	69
97	Niagara	102

77	Canisius	72
75	Manhattan ■	46
67	Siena ■	47
78	St. Peter's ■	73
66	Iona ■	67
73	Manhattan	90
81	Canisius ■	74
74	Fairfield	66
69	Siena	78
67	Marist	62
113	Niagara ■	106
79	Canisius †	59
76	Fairfield †	74
59	Niagara †	81

Nickname: Broncs
 Colors: Cranberry & White
 Arena: Alumni Gymnasium
 Capacity: 1,650; Year Built: 1959
 AD: Curtis W. Blake
 SID: Bud Focht

RIPON

Ripon, WI 54971III

Coach: Bob Gillespie, Lewis 1971

2004-05 RESULTS (18-7)

74	Marian (Wis.) †	48
89	Maranatha Baptist	59
78	Wis.-La Crosse ■	54
53	Wis.-Stevens Point	75
72	Lawrence ■	70
65	Beloit	58
86	Augustana (Ill.)	76
74	Hanover †	62
82	Simpson †	69
75	St. Norbert ■	64
73	Carroll (Wis.)	79
102	Monmouth (Ill.) ■	75
129	Grinnell ■	106
75	Lake Forest	80
75	Knox	81
75	Illinois Col. ■	60
59	Lake Forest ■	51
69	Lawrence	81
112	Grinnell	102
75	Monmouth (Ill.)	76
82	Carroll (Wis.) ■	80
72	St. Norbert	67
70	Beloit ■	58
75	Lake Forest †	60
77	Lawrence	82

Nickname: Red Hawks
 Colors: Red & White
 Arena: Storzer Center
 Capacity: 1,500; Year Built: 1967
 AD: Robert G. Gillespie
 SID: Ron Ernst

RIVIER

Nashua, NH 03060-5086III

Coach: Dave Morissette,
 Plymouth St. 1994

2004-05 RESULTS (10-16)

83	Johnson St. ■	79
71	New England ■	86
68	New England Col.	76
85	Thomas ■	92
76	Hampshire	36
82	Emmanuel (Mass.)	92
88	Albertus Magnus ■	75
82	Daniel Webster ■	90
65	Norwich ■	75
85	Newbury †	83
82	Anna Maria †	65
67	Emerson	89
52	Johnson & Wales	71
69	Western New Eng.	79
66	Johnson & Wales ■	60
83	Southern Vt.	53
70	Emmanuel (Mass.) ■	77
94	Southern Vt. ■	92

69 Albertus Magnus.....	83
75 Suffolk.....	90
63 Norwich.....	90
65 Daniel Webster.....	72
83 Emerson ■.....	66
62 Western New Eng. ■.....	76
76 Suffolk ■.....	64
85 Emmanuel (Mass.).....	96

Nickname: Raiders
 Colors: Blue & Gray
 Arena: Muldoon Fitness Center
 Capacity: 300; Year Built: 1984
 AD: Joanne Merrill
 SID: Joanne Merrill

ROANOKE

Salem, VA 24153III

Coach: Page Moir, Virginia Tech 1984

2004-05 RESULTS (15-11)

72 Farmingdale ■.....	69
81 Goucher ■.....	68
57 Cabrini †.....	58
66 Chowan †.....	62
61 East. Mennonite.....	67
58 Va. Wesleyan.....	85
63 Randolph-Macon.....	76
66 Bridgewater (Va.) ■.....	75
72 Hobart ■.....	62
67 Shenandoah ■.....	63
70 Ferrum ■.....	59
71 Wash. & Lee ■.....	59
79 Guilford.....	77
53 Hampden-Sydney.....	59
76 Lynchburg.....	62
65 Randolph-Macon ■.....	77
63 Va. Wesleyan ■.....	78
80 East. Mennonite ■.....	75
64 Wash. & Lee.....	60
88 Emory & Henry ■.....	82
55 Lynchburg ■.....	53
84 Hampden-Sydney ■.....	75
75 Bridgewater (Va.).....	81
80 Guilford ■.....	71
86 Emory & Henry.....	88
56 Hampden-Sydney ■.....	64

Nickname: Maroons
 Colors: Maroon & Gray
 Arena: Bast Center
 Capacity: 2,000; Year Built: 1982
 AD: M. Scott Allison
 SID: Chris Cummings

ROBERT MORRIS

Moon Township,
 PA 15108-1189I

Coach: Mark Schmidt, Boston College

2004-05 RESULTS (14-15)

68 Morgan St. †.....	49
50 Ohio St.....	82
55 Virginia.....	88
59 Pittsburgh.....	83
107 Thiel ■.....	47
85 Quinnipiac ■.....	88
45 Bucknell.....	60
69 Eastern Ky. ■.....	79
58 Northwestern.....	72
74 Duquesne ■.....	63
70 Charleston So.....	79
63 St. Francis (N.Y.) ■.....	62
72 St. Francis (Pa.) ■.....	78
80 Mt. St. Mary's.....	56
79 Central Conn. St.....	86
68 Wagner.....	50
65 Wagner ■.....	57
72 St. Francis (Pa.).....	64
81 Central Conn. St. ■.....	75
68 St. Francis (N.Y.).....	63
66 Monmouth.....	78

75 Fairleigh Dickinson ■.....	83
53 Monmouth ■.....	67
70 Sacred Heart.....	65
86 Quinnipiac.....	69
58 Long Island.....	82
77 Sacred Heart ■.....	74
80 Mt. St. Mary's ■.....	67
65 Wagner ■.....	69

Nickname: Colonials
 Colors: Blue & White with Red
 Arena: Charles L. Sewall Center
 Capacity: 3,056; Year Built: 1985
 AD: Craig Coleman
 SID: Jim Duzyk

ROCHESTER

Rochester, NY 14627-0296III

Coach: Mike Neer, Wash. & Lee 1970

2004-05 RESULTS (25-5)

84 Fredonia St. ■.....	56
75 Stevens Institute ■.....	61
76 Nazareth ■.....	53
79 Clarkson ■.....	57
67 Wis.-Superior ■.....	72
78 Elmira ■.....	50
71 Carnegie Mellon.....	78
69 Hobart ■.....	55
77 Rochester Inst. ■.....	62
64 Brandeis.....	63
52 New York U.....	49
77 Geneseo St.....	60
58 Rochester Inst.....	66
90 Nazareth †.....	52
71 Washington-St. Louis ■.....	63
64 Chicago ■.....	52
87 Case Reserve.....	72
77 Emory.....	72
64 Emory ■.....	61
84 Case Reserve ■.....	50
57 New York U. ■.....	55
76 Brandeis ■.....	67
70 Chicago.....	59
59 Washington-St. Louis.....	62
62 Carnegie Mellon ■.....	57
79 Union (N.Y.) ■.....	61
69 Amherst.....	62
67 Potsdam St. †.....	51
65 Calvin †.....	62
49 Wis.-Stevens Point †.....	73

Nickname: Yellowjackets
 Colors: Yellow & Blue
 Arena: Louis Alexander Palestra
 Capacity: 1,889; Year Built: 1930
 AD: George VanderZwaag
 SID: Dennis O'Donnell

ROCHESTER INST.

Rochester, NY 14623-5603III

Coach: Bob McVean, Brockport St. 1969

2004-05 RESULTS (19-9)

70 Hobart ■.....	73
70 Montclair St. †.....	56
64 Alvernia †.....	68
89 Mitchell †.....	55
64 Oswego St. †.....	68
82 Clarkson ■.....	56
75 Cortland St.....	65
62 Rochester.....	77
78 Alfred.....	51
72 St. John Fisher.....	84
84 Roberts Wesleyan †.....	74
66 Rochester ■.....	58
64 St. John Fisher.....	83
86 Ithaca ■.....	70
80 Elmira ■.....	51
74 Nazareth.....	60
71 Hartwick.....	59
75 Utica.....	68

76 St. John Fisher ■.....	87
87 Alfred ■.....	70
75 Nazareth ■.....	54
70 Utica ■.....	50
66 Hartwick ■.....	60
77 Elmira.....	60
63 Ithaca.....	60
80 Utica †.....	69
51 St. John Fisher.....	92
92 Brockport St. ■.....	98

Nickname: Tigers
 Colors: Burnt Umber, Orange & White
 Arena: Clark Memorial Gymnasium
 Capacity: 2,200; Year Built: 1968
 AD: Louis W. Spiotti
 SID: Jamie Joss

ROCKFORD

Rockford, IL 61108-2393III

Coach: Bill Lavery, Monmouth (Ill.) 1990

2004-05 RESULTS (18-9)

69 Mt. Mercy.....	78
78 Franciscan.....	61
79 Trinity Int'l ■.....	68
71 Fontbonne ■.....	63
59 Hanover.....	71
104 Illinois Tech ■.....	56
83 Milwaukee Engr.....	61
65 Lakeland ■.....	46
76 Buffalo St. †.....	79
86 Keene St. †.....	74
71 Aurora ■.....	59
78 Concordia (Ill.) ■.....	73
87 Judson (Ill.).....	61
80 Eureka.....	61
80 Clarke.....	92
84 Dominican (Ill.) ■.....	45
68 Benedictine (Ill.) ■.....	61
78 Robert Morris-S'fiel.....	65
75 Aurora.....	78
60 Concordia (Ill.).....	58
77 Benedictine (Ill.).....	81
61 Trinity Int'l.....	59
94 Eureka ■.....	67
66 Clarke.....	96
67 Dominican (Ill.).....	63
58 Dominican (Ill.) ■.....	46
62 Aurora.....	64

Nickname: Regents
 Colors: Purple, White
 Arena: Seaver Center
 Capacity: 1,100; Year Built: 1964
 AD: Kristyn King
 SID: Dave Beyer

ROCKHURST

Kansas City, MO 64110-2561 ..II

Coach: Bill O'Connor, St. Benedict 1972

2004-05 RESULTS (10-19)

68 William Jewell ■.....	86
83 St. Mary (Kan.) ■.....	61
68 Seattle.....	80
66 Lewis & Clark †.....	71
64 Southeast Mo. St.....	81
71 Southwest Baptist ■.....	80
79 Mo. Western St. ■.....	71
82 Mo. Western St.....	88
74 Mo. Southern St. ■.....	83
84 Washburn.....	83
81 Pittsburg St. ■.....	88
69 Central Mo. St.....	80
58 Fort Hays St.....	86
83 St. Edward's.....	76
63 St. Mary's (Tex.) ■.....	68
58 Incarnate Word ■.....	51
62 Drury.....	75
91 Lincoln (Mo.) ■.....	59
66 Okla. Panhandle.....	76

78 St. Edward's ■.....	65
63 Rice.....	82
57 St. Mary's (Tex.).....	84
73 Incarnate Word.....	65
76 Drury ■.....	80
51 Park.....	74
78 Lincoln (Mo.).....	81
68 Okla. Panhandle ■.....	55
78 Drury.....	70
52 St. Mary's (Tex.).....	59

Nickname: Hawks
 Colors: Blue & White
 Arena: Mason-Halpin Field House
 Capacity: 2,000; Year Built: 1938
 AD: Frank Diskin
 SID: Sid Bordman

ROGER WILLIAMS

Bristol, RI 02809III

Coach: Mike Tully, Clark (Mass.) 1991

2004-05 RESULTS (15-12)

62 MIT †.....	66
84 Mass.-Dartmouth.....	87
57 Framingham St. ■.....	66
80 Rhode Island Col.....	84
77 Anna Maria.....	59
67 Wheaton (Mass.).....	72
66 Johnson & Wales ■.....	57
85 Connecticut Col.....	86
85 New England.....	56
57 Nichols ■.....	49
72 Anna Maria ■.....	61
72 Curry.....	66
44 Salve Regina.....	61
64 Gordon ■.....	74
66 Eastern Nazarene ■.....	52
51 Coast Guard.....	63
41 Colby-Sawyer ■.....	60
66 Nichols.....	62
71 Eastern Nazarene.....	61
79 Wentworth Inst.....	61
89 New England Col.....	84
63 Salve Regina ■.....	59
75 Curry ■.....	72
49 Endicott ■.....	61
70 New England Col. ■.....	63
64 Curry.....	62
59 Endicott.....	71

Nickname: Hawks
 Colors: Blue & Gold
 Arena: Campus Recreation Center
 Capacity: 1,200; Year Built: 2003
 AD: George Kolb
 SID: Nicholas DeRosa

ROLLINS

Winter Park, FL 32789II

Coach: Tom Klusman, Rollins 1976

2004-05 RESULTS (14-14)

88 P.R.-Mayaguez ■.....	47
84 P.R.-Cayey ■.....	56
96 P.R.-Mayaguez ■.....	45
91 St. Leo ■.....	79
74 West Fla.....	60
44 St. Mary's (Tex.) ■.....	60
74 Webber Int'l ■.....	44
52 Northeastern St. †.....	44
58 Neb.-Omaha †.....	76
88 Coker ■.....	62
67 Bentley ■.....	77
61 Tampa.....	68
64 Nova Southeastern ■.....	53
67 Fla. Southern.....	59
62 Lynn.....	66
82 St. Leo ■.....	65
42 Barry ■.....	76
75 Florida Tech.....	54
70 Eckerd.....	75

53 Fla. Southern ■	63
64 Nova Southeastern	63
57 Tampa ■	80
55 Lynn ■	64
69 St. Leo	64
48 Barry	67
68 Florida Tech ■	76
57 Eckerd	70
51 Eckerd †	63

Nickname: Tars
 Colors: Blue & Gold
 Arena: Alford Sports Center
 Capacity: 2,500; Year Built: 2000
 AD: Pennie Parker
 SID: Dean Hybl

ROSE-HULMAN

Terre Haute, IN 47803III

Coach: Jim Shaw, Indiana 1982

2004-05 RESULTS (12-14)

49 Elmhurst †	50
79 Voorhees †	83
57 Fontbonne	43
72 Blackburn	53
56 Franklin	52
55 Hanover ■	67
69 DePauw	60
73 Anderson (Ind.) ■	78
58 Wilmington (Ohio)	69
77 Earlham	52
71 Robert Morris-S'fiel	52
78 Thomas More ■	42
66 Millsaps ■	63
74 Oglethorpe ■	55
46 Southwestern (Tex.)	63
55 Trinity (Tex.)	72
51 Hendrix	55
62 Rhodes ■	57
44 Centre	68
79 Sewanee	66
74 DePauw ■	66
69 Millsaps	70
67 Oglethorpe	68
56 Southwestern (Tex.) ■	63
52 Trinity (Tex.) ■	63
61 Centre †	66

Nickname: Fightin' Engineers
 Colors: Old Rose & White
 Arena: Hulbert Arena
 Capacity: 2,000; Year Built: 1997
 AD: Jeffrey Jenkins
 SID: Kevin Lanke

ROWAN

Glassboro, NJ 08028-1701III

Coach: Joe Cassidy, St. Joseph's 1974

2004-05 RESULTS (16-11)

72 Gwynedd-Mercy ■	74
45 TCNJ ■	67
68 Eastern	48
82 Rutgers-Camden	63
83 Valley Forge Chrst. ■	50
93 Lincoln (Pa.) ■	81
71 Kean ■	62
77 John Jay †	69
75 Goldey-Beacom ■	62
69 Montclair St. ■	75
57 Wm. Paterson	70
81 Richard Stockton ■	49
72 Ramapo	86
74 Keystone ■	78
69 Rutgers-Newark	56
91 Rutgers-Camden ■	59
81 Chestnut Hill	55
89 Lancaster Bible	52
77 Kean	64
77 Wm. Paterson ■	63
54 TCNJ	75

89 Ramapo ■	75
59 Montclair St.	70
67 Richard Stockton	76
63 Rutgers-Newark ■	71
63 TCNJ	59
78 Richard Stockton	79

Nickname: Profs
 Colors: Brown & Gold
 Arena: Esby Gym
 Capacity: 1,500; Year Built: 1963
 AD: Joy L. Solomen
 SID: Sheila Stevenson

RUST

Holly Springs, MS 38635III

Coach: Rodney Stennis, Rust 1969

2004-05 RESULTS (9-12)

101 Sewanee	90
59 Centre †	60
88 Millsaps ■	50
67 Maryville (Tenn.)	102
76 Transylvania †	80
70 Rhodes ■	63
72 Hendrix	64
69 Fisk	76
77 Tougaloo	80
82 Lipscomb	103
70 Ark. Baptist ■	84
78 Hendrix ■	62
76 Colorado Col. †	66
74 Huntingdon	76
63 Rhodes	61
65 Millsaps	71
111 LaGrange	107
55 Tougaloo ■	66
92 Fisk ■	85
96 LeMoyn-Owen ■	103
78 Maryville (Tenn.) ■	98

Nickname: Bearcats
 Colors: Blue & White
 Arena: McMillan Multipurpose Ctr
 Capacity: 2,000; Year Built: 1971
 AD: Ishmell H. Edwards
 SID: To be named

RUTGERS

New Brunswick, NJ 08903I

Coach: Gary Waters, Ferris St. 1975

2004-05 RESULTS (10-19)

73 Charlotte	71
66 St. Mary's (Cal.) ■	58
80 Penn St. ■	83
62 Wisconsin ■	70
40 Princeton	53
72 Rhode Island ■	58
63 Norfolk St. ■	58
88 Fairleigh Dickinson ■	57
76 Kansas St.	66
53 Air Force	70
63 Pittsburgh ■	66
55 Georgetown	62
64 Connecticut	78
72 Providence ■	67
58 Seton Hall	74
84 Syracuse ■	86
61 Villanova ■	94
52 St. John's (N.Y.)	53
56 Georgetown ■	61
62 Seton Hall ■	61
64 Providence	81
64 Boston College	74
63 Connecticut	85
83 Ark.-Monticello ■	74
58 West Virginia	76
56 Notre Dame	66
66 Boston College ■	78
72 Notre Dame †	65
57 Syracuse †	81

Nickname: Scarlet Knights
 Colors: Scarlet
 Arena: Louis Brown Athletic Center
 Capacity: 8,000; Year Built: 1977
 AD: Robert E. Mulcahy
 SID: John Beisser

RUTGERS-CAMDEN

Camden, NJ 08102III

Coach: Bill Culbertson, Pittsburgh 1984

2004-05 RESULTS (2-23)

52 Alvernia	92
72 Hood †	78
65 Richard Stockton ■	75
63 Rowan ■	82
64 Ramapo	119
62 Widener	104
63 TCNJ ■	110
81 Medgar Evers †	64
69 La Roche	74
54 Chris. Newport	93
67 New Jersey City †	103
90 Arcadia	87
49 Montclair St.	73
59 New Jersey City	76
62 Kean	84
60 Rutgers-Newark ■	69
48 Wm. Paterson ■	75
59 Rowan	91
70 Ramapo ■	88
50 Rutgers-Newark	95
45 TCNJ	92
69 Montclair St. ■	77
66 Richard Stockton	89
66 Kean ■	83
45 Wm. Paterson	103

Nickname: Scarlet Raptors
 Colors: Scarlet & Silver
 Arena: Rutgers Camden Gymnasium
 Capacity: 2,100; Year Built: 1973
 AD: Jeffrey, L. Dean
 SID: Mike Ballard

RUTGERS-NEWARK

Newark, NJ 07102III

Coach: Joe Loughran,
 American Int'l 1993

2004-05 RESULTS (18-11)

59 Oneonta St. ■	49
74 Wheaton (Mass.) ■	69
65 Ramapo ■	72
74 Stevens Institute ■	58
70 Mt. St. Vincent ■	68
54 Wm. Paterson ■	49
98 Brooklyn †	61
65 Hunter ■	27
50 St. John Fisher †	68
64 Emmanuel (Mass.) †	52
56 Richard Stockton	59
57 Kean ■	63
68 TCNJ	64
69 Rutgers-Camden	60
56 Rowan ■	69
61 New Jersey City ■	68
51 Montclair St.	60
95 Rutgers-Camden ■	50
54 Wm. Paterson	51
63 Richard Stockton	71
52 Montclair St.	49
44 Ramapo	73
59 TCNJ ■	58
55 Kean	51
71 Rowan	63
56 Montclair St. ■	48
46 Ramapo	61
76 Staten Island	63
56 Richard Stockton	63

Nickname: Scarlet Raiders
 Colors: Scarlet & Black
 Arena: The Golden Dome
 Capacity: 2,000; Year Built: 1977

AD: Mark Griffin
 SID: John Stallings

SACRAMENTO ST.

Sacramento, CA 95819-6099I

Coach: Jerome Jenkins, Regis 1990

2004-05 RESULTS (12-16)

49 Michigan	70
74 Southern Utah ■	67
63 Long Beach St.	87
63 UC Davis ■	72
69 UC Irvine	81
70 San Francisco ■	75
54 Fresno St.	72
38 St. Mary's (Cal.)	73
74 UC Riverside	82
71 Great Falls ■	49
59 Oregon St.	86
71 Utah Valley St. ■	69
69 Portland St.	79
41 Eastern Wash.	44
61 Idaho St. ■	59
78 Weber St. ■	72
64 Montana St.	67
72 Montana	84
88 William Jewell ■	59
92 Northern Ariz. ■	88
83 Eastern Wash. ■	72
66 Portland St. ■	71
55 Weber St.	57
99 Idaho St.	97
83 Montana ■	80
70 Montana St. ■	68
87 Northern Ariz.	86
71 Weber St. ■	74

Nickname: Hornets
 Colors: Green & Gold
 Arena: Hornets Nest
 Capacity: 1,200; Year Built: 1951
 AD: Terry Wanless
 SID: Ryan Bjork

SACRED HEART

Fairfield, CT 06825-1000I

Coach: Dave Bike, Sacred Heart 1969

2004-05 RESULTS (4-23)

67 Albany (N.Y.) ■	85
67 Army	52
52 Lehigh	58
61 Penn St.	69
64 Yale ■	74
58 Mt. St. Mary's	70
67 Columbia	76
53 Washington	114
55 Connecticut	73
49 Monmouth	67
60 Mt. St. Mary's ■	67
84 Harvard	97
66 St. Francis (N.Y.)	78
67 Central Conn. St. ■	79
67 Quinnipiac ■	60
79 Fairleigh Dickinson	88
43 Wagner ■	54
44 Monmouth ■	41
83 Quinnipiac	88
76 Long Island	81
68 Central Conn. St.	78
83 St. Francis (N.Y.) ■	89
65 Robert Morris ■	70
77 Long Island ■	74
67 St. Francis (Pa.)	73
74 Robert Morris	77
60 St. Francis (Pa.) ■	77

Nickname: Pioneers
 Colors: Red & White
 Arena: William H. Pitt Center
 Capacity: 2,000; Year Built: 1997
 AD: C. Donald Cook
 SID: Gene Gumbs

SAGINAW VALLEY

University Center,
MI 48710-0001.....II

Coach: Jamie Matthews, Ball St. 1993

2004-05 RESULTS (10-17)

67	Madonna ■	58
63	SIU Edwardsville ■	60
101	Andrews	44
60	Central Mich.	70
48	Wayne St. (Mich.) ■	61
63	Hillsdale	69
65	Grand Valley St. ■	76
82	Ferris St. ■	79
58	Mercyhurst †	75
72	Winona St. †	68
47	Ill.-Chicago	79
74	St. Joseph's (Ind.) †	81
65	Lock Haven †	58
63	Mercyhurst	60
63	Gannon	78
84	Ashland ■	77
60	Findlay ■	71
65	Lake Superior St.	75
74	Michigan Tech	73
54	Northern Mich.	66
59	Northwood ■	72
52	Grand Valley St.	77
69	Ferris St.	101
78	Northern Mich. ■	72
56	Michigan Tech ■	85
75	Northwood	83
74	Lake Superior St. ■	99

Nickname: Cardinals
Colors: Red, White & Blue
Arena: James O'Neill Jr. Arena
Capacity: 4,000; Year Built: 1989
AD: Joe Vogl
SID: Ryan Thompson

ST. ANDREWS

Laurinburg, NC 28352-5598II

Coach: Rob Perron, St. Andrews 1996

2004-05 RESULTS (12-16)

98	Ohio Valley	93
72	Francis Marion	66
103	UNC Pembroke †	82
77	Columbia Union †	72
73	Limestone	90
72	Ohio Valley ■	64
40	East Caro.	88
60	Queens (N.C.)	71
83	Pfeiffer ■	105
62	Belmont Abbey ■	69
85	Davis & Elkins	81
94	Anderson (S.C.) ■	87
76	Coker	74
92	Lees-McRae	88
80	Barton ■	91
65	Mount Olive	80
65	Limestone ■	76
84	Pfeiffer	96
66	Belmont Abbey	67
94	Queens (N.C.) ■	87
61	Anderson (S.C.)	56
76	Coker ■	66
57	Erskine ■	75
67	Lees-McRae ■	72
68	Barton	86
62	Mount Olive ■	80
63	Erskine	69
72	Anderson (S.C.)	93

Nickname: Knights
Colors: Royal Blue & White
Arena: Harris Court
Capacity: 1,400; Year Built: 1967
AD: Carl F. Ullrich
SID: Kevin Buczek

ST. ANSELM

Manchester, NH 03102-1310....II

Coach: Keith Dickson,
New Hampshire 1979

2004-05 RESULTS (24-7)

83	NJIT †	61
107	Mass.-Boston †	87
103	Le Moyne ■	64
97	Merrimack ■	78
81	Stonehill	68
81	Bentley ■	82
81	St. Michael's	68
69	Caldwell	47
70	St. Thomas Aquinas †	45
107	Post †	72
57	Southern N.H.	58
87	Mass.-Lowell	85
77	Franklin Pierce	69
95	Southern Conn. St.	79
79	Merrimack	65
72	Stonehill ■	76
67	Bentley	86
67	Southern N.H. ■	48
82	Mass.-Lowell	79
76	Franklin Pierce ■	68
87	St. Michael's ■	67
75	Le Moyne	62
60	American Int'l ■	47
63	Bryant	76
74	Assumption ■	60
74	St. Rose	76
90	Pace ■	67
81	Bryant ■	79
79	St. Rose	77
79	Bentley	74
77	Bloomfield †	79

Nickname: Hawks
Colors: Blue & White
Arena: Stoutenburgh Gymnasium
Capacity: 1,600; Year Built: 1961
AD: Edward Cannon
SID: Kurt Svoboda

ST. AUGUSTINE'S

Raleigh, NC 27610-2298.....II

Coach: Thomas Hargrove,
St. Augustine's 1965

2004-05 RESULTS (12-15)

98	Pfeiffer	93
62	Morehouse	69
81	St. Paul's ■	54
120	Allen ■	73
105	Wingate	102
66	Claffin †	70
69	Charleston (W.V.) †	80
68	Bowie St.	92
66	Paine	70
71	Catawba	76
63	N.C. Central	69
75	Winston-Salem ■	71
69	Elizabeth City St.	74
97	Fayetteville St. ■	78
65	Shaw †	71
64	Johnson C. Smith	73
43	Livingstone	51
68	N.C. Central ■	64
65	Virginia St. ■	50
65	Virginia Union ■	88
74	Winston-Salem	78
68	Fayetteville St.	77
92	Johnson C. Smith ■	72
81	Livingstone ■	74
79	Allen	70
96	St. Paul's †	60
60	Virginia Union †	87

Nickname: Falcons
Colors: Blue & White

Arena: Emery Gymnasium
Capacity: 1,000; Year Built: 1962
AD: Leon Carrington
SID: Oralia Washington

ST. BONAVENTURE

St. Bonaventure, NY 14778.....I

Coach: Anthony Solomon, Virginia 1987

2004-05 RESULTS (2-26)

49	Iona	73
58	Marist ■	74
61	Canisius	67
67	Syracuse	91
54	Cornell ■	58
55	West Virginia †	70
56	Ark.-Little Rock	76
75	Niagara ■	111
58	George Mason ■	95
62	Northern Ill. †	71
80	Alcorn St. †	66
70	Rhode Island	72
57	La Salle ■	68
59	George Washington ■	85
47	Temple	71
70	Duquesne	83
78	Massachusetts ■	82
66	Temple ■	87
62	St. Joseph's ■	95
58	Massachusetts	74
62	Fordham	84
70	Rhode Island ■	64
54	Xavier	67
47	St. Joseph's	65
61	Dayton ■	68
66	Fordham ■	87
68	Richmond	86
48	Dayton †	78

Nickname: Bonnies
Colors: Brown & White
Arena: Reilly Center
Capacity: 6,000; Year Built: 1966
AD: Ronald E. Zwierlein
SID: Steve Mest

ST. CLOUD ST.

St. Cloud, MN 56301-4498II

Coach: Kevin Schlagel,
St. Cloud St. 1976

2004-05 RESULTS (21-8)

73	Minn.-Crookston	64
57	Southwest Minn. St. ■	55
87	St. Michael's †	62
58	Michigan Tech †	64
77	Minn.-Crookston	69
92	N.M. Highlands †	78
59	Colorado St.-Pueblo	70
77	Bemidji St.	73
73	St. John's (Minn.)	56
83	Upper Iowa	60
67	Concordia-St. Paul ■	62
85	Northern Mich. ■	72
88	Wayne St. (Neb.)	74
98	Trinity Bible (N.D.) ■	46
75	Minn. Duluth	71
98	Minn. St. Mankato	101
79	Augustana (S.D.)	60
77	North Dakota	83
70	Neb.-Omaha ■	73
79	Minn. Duluth	69
67	North Dakota ■	61
89	Minn. St. Mankato ■	76
77	Neb.-Omaha	75
59	South Dakota	75
84	Augustana (S.D.) ■	69
80	Upper Iowa ■	56
58	South Dakota ■	72
51	Minn. Duluth ■	47
56	South Dakota †	80

Nickname: Huskies
Colors: Cardinal Red & Black
Arena: Halenbeck Hall
Capacity: 6,900; Year Built: 1965
AD: Morris Kurtz
SID: Anne Abicht

ST. EDWARD'S

Austin, TX 78704II

Coach: Ryan Marks,
Southern California 1993

2004-05 RESULTS (6-21)

68	N.M. Highlands ■	54
53	Tex. A&M-Commerce ■	69
56	Texas St.	73
63	Mo.-Rolla †	60
62	Central Mo. St.	92
67	Abilene Christian ■	68
75	East Central ■	81
85	Huston-Tillotson ■	69
60	Western N.M.	79
74	Abilene Christian	88
76	Rochester College †	79
102	Concordia-Austin ■	86
49	Tex. A&M-Commerce	70
54	Okla. Panhandle	66
76	Rockhurst ■	83
52	St. Mary's (Tex.) ■	69
48	Lincoln (Mo.)	67
71	Drury	78
77	Incarnate Word ■	58
72	Dallas ■	54
77	Okla. Panhandle ■	83
65	Rockhurst	78
72	Lincoln (Mo.) ■	75
56	St. Mary's (Tex.)	80
63	Texas-Arlington	74
69	Drury	78
61	Incarnate Word	63

Nickname: Hillhoppers
Colors: Navy & White
Arena: Recreation & Convocation Center
Capacity: 2,500; Year Built: 1989
AD: Debora Taylor
SID: Naveen Boppna

ST. FRANCIS (PA.)

Loretto, PA 15940-0600I

Coach: Bobby Jones, Western Ky. 1984

2004-05 RESULTS (15-13)

74	Howard ■	63
70	Bucknell	65
65	American	71
41	Pittsburgh	65
84	Central Conn. St. ■	81
83	Ohio ■	74
65	George Washington ■	79
70	Slippery Rock ■	44
67	Minnesota	85
70	Youngstown St.	56
79	Long Island ■	70
52	Fairleigh Dickinson	79
78	Robert Morris	72
70	Wagner	89
71	St. Francis (N.Y.)	82
63	Wagner ■	45
80	Quinnipiac ■	70
64	Robert Morris	72
60	Central Conn. St.	78
67	Quinnipiac	75
81	Mt. St. Mary's ■	71
65	Monmouth ■	57
76	Fairleigh Dickinson ■	75
67	Long Island	72
68	Mt. St. Mary's	82
73	Sacred Heart ■	67
77	Sacred Heart	60
67	Long Island	76

Nickname: Red Flash
Colors: Red & White

Arena: Maurice Stokes Athletic Center
Capacity: 3,500; Year Built: 1972
AD: Robert S. Krimmel
SID: Pat Farabaugh

ST. FRANCIS (N.Y.)

Brooklyn Heights,
NY 11201-4398I

Coach: Ron Ganulin, Long Island 1968

2004-05 RESULTS (13-15)

62 Fordham	83
53 St. John's (N.Y.)	52
63 Binghamton	71
78 Army	64
56 Seton Hall	57
57 Columbia	65
58 St. Peter's	70
70 Cornell	63
79 Lafayette	64
62 Robert Morris	63
75 Central Conn. St.	56
69 Long Island	74
78 Sacred Heart	66
82 St. Francis (Pa.)	71
69 Quinnipiac	63
73 Monmouth	77
85 Mt. St. Mary's	88
63 Robert Morris	68
54 Fairleigh Dickinson	78
77 Long Island	68
61 Wagner	62
89 Sacred Heart	83
86 Central Conn. St.	76
82 Mt. St. Mary's	77
110 Fairleigh Dickinson	103
54 Wagner	60
56 Monmouth	64
60 Fairleigh Dickinson	78

Nickname: Terriers
Colors: Red & Blue
Arena: Pope Physical Education Center
Capacity: 1,200; Year Built: 1971
AD: Edward Aquilone
SID: Jim Hoffman

ST. JOHN FISHER

Rochester, NY 14618III

Coach: Rob Kornaker, Alfred

2004-05 RESULTS (28-1)

99 Cazenovia	65
83 Old Westbury	64
104 Brockport St.	91
85 Fredonia St.	51
74 Geneseo St.	56
94 Hobart	88
68 Rutgers-Newark	50
79 Springfield	67
77 Nazareth	54
84 Rochester Inst.	72
76 Keuka	45
67 Nazareth	55
83 Rochester Inst.	64
80 Utica	51
86 Hartwick	57
73 Alfred	62
70 Ithaca	45
63 Elmira	42
87 Rochester Inst.	76
75 Nazareth	54
82 Alfred	64
82 Elmira	52
88 Ithaca	69
60 Hartwick	45
60 Utica	59
67 Ithaca	62
92 Rochester Inst.	51
66 Lebanon Valley	58
43 Potsdam St.	67

Nickname: Cardinals
Colors: Cardinal & Gold
Arena: Manning-Napier Varsity Gym
Capacity: 1,200; Year Built: 1963
AD: Bob Ward
SID: Norm Kieffer

ST. JOHN'S (MINN.)

Collegeville, MN 56321III

Coach: Jim Smith, Marquette 1956

2004-05 RESULTS (8-17)

59 Wis.-River Falls	62
81 Concordia-M'head	79
67 St. Olaf	69
49 Carleton	76
65 Bethel (Minn.)	60
81 Presentation	70
56 St. Cloud St.	73
60 Coe	78
72 St. Scholastica	56
43 St. Thomas (Minn.)	72
83 St. Mary's (Minn.)	71
45 Macalester	66
62 Hamline	71
80 Augsburg	84
58 Gust. Adolphus	65
51 Concordia-M'head	67
58 St. Olaf	45
43 Carleton	62
59 Bethel (Minn.)	71
72 St. Thomas (Minn.)	92
59 St. Mary's (Minn.)	56
68 Macalester	51
67 Hamline	80
62 Augsburg	65
73 Gust. Adolphus	82

Nickname: Johnnies
Colors: Cardinal & Blue
Arena: Sexton Arena
Capacity: 2,964; Year Built: 1974
AD: Timothy Bockous
SID: Michael Hemmesch

ST. JOHN'S (N.Y.)

Jamaica, NY 11439I

Coach: Norman Roberts,
Queens (N.Y.) 1988

2004-05 RESULTS (9-18)

79 Wagner	68
52 St. Francis (N.Y.)	53
81 Niagara	102
66 Stony Brook	57
69 Illinois St.	77
75 Virginia Tech	65
68 Hofstra	78
74 Marist	66
71 Canisius	51
63 North Carolina St.	45
65 Syracuse	79
60 West Virginia	64
66 Notre Dame	67
65 Pittsburgh	62
73 Boston College	79
57 Georgetown	66
55 Seton Hall	62
53 Rutgers	52
46 Connecticut	68
44 Pittsburgh	55
55 Seton Hall	57
66 West Virginia	67
76 Georgetown	67
69 Syracuse	83
47 Duke	58
75 Providence	86
68 Villanova	70

Nickname: Red Storm
Colors: Red & White

Arena: Alumni Hall
Capacity: 6,008; Year Built: 1961
AD: Chris Monasch
SID: Dominic P. Scianna

ST. JOSEPH'S (IND.)

Rensselaer, IN 47978II

Coach: Linc Darner, Purdue 1995

2004-05 RESULTS (17-12)

84 Drury	85
90 Ashland	82
80 Mo.-St. Louis	65
87 Southern Ind.	95
99 Bellarmine	84
77 Northern Ky.	90
92 Wis.-Parkside	85
72 Upper Iowa	59
113 Tiffin	72
81 Saginaw Valley	74
90 Gannon	101
62 SIU Edwardsville	91
67 Quincy	71
89 Southern Ind.	81
92 Ky. Wesleyan	76
75 Northern Ky.	62
81 Indianapolis	78
92 Wis.-Parkside	84
78 Lewis	80
82 Quincy	91
100 Mo.-St. Louis	94
77 Ky. Wesleyan	68
96 Bellarmine	99
74 Indianapolis	89
61 Oakland City	57
82 Lewis	72
61 SIU Edwardsville	70
91 Quincy	76
71 Southern Ind.	102

Nickname: Pumas
Colors: Cardinal & Purple
Arena: Richard F. Scharf Alumni
Fieldhouse
Capacity: 2,000; Year Built: 1941
AD: Bill Massoels
SID: Clark Teuscher

ST. JOSEPH'S (L.I.)

Patchogue, NY 11772-2603III

Coach: John Mateyko,
American Int'l 1981

2004-05 RESULTS (10-15)

70 Drew	74
57 Pitt.-Greensburg	72
65 Hartwick	59
76 Medgar Evers	60
62 New Jersey City	76
74 New York U.	91
66 Yeshiva	74
53 Lehman	57
80 Mt. St. Vincent	90
74 Farmingdale	83
80 Maritime (N.Y.)	78
66 Old Westbury	46
74 Manhattanville	82
54 Merchant Marine	74
70 Hunter	55
70 Briarcliffe	64
73 Mt. St. Mary (N.Y.)	67
58 CCNY	57
56 Old Westbury	61
81 Centenary (N.J.)	55
54 Farmingdale	67
68 Merchant Marine	70
52 Stevens Institute	55
53 Maritime (N.Y.)	45
76 Mt. St. Vincent	89

Nickname: Golden Eagles
Colors: Blue & Gold

Arena: Danzi Athletic Center
Capacity: 1,500; Year Built: 1996
AD: Donald L. Lizak
SID: Frank Flandina

ST. JOSEPH'S (ME.)

Standish, ME 04084-5263III

Coach: Rob Sanicola,
St. Joseph's (Me.) 1999

2004-05 RESULTS (15-12)

59 Eastern Conn. St.	64
65 Newbury	44
66 Me.-Farmington	93
77 Lyndon St.	68
75 Thomas	83
84 Framingham St.	76
96 Me.-Fort Kent	91
74 Me.-Presque Isle	59
83 Colby	100
83 Southern Me.	78
87 Daniel Webster	83
68 Me.-Farmington	87
61 Bates	88
48 Bowdoin	77
80 Maine Maritime	69
70 Husson	82
69 Southern Me.	83
67 Husson	81
79 Green Mountain	73
80 Maine Maritime	72
81 Thomas	63
73 Me.-Presque Isle	61
69 Me.-Fort Kent	60
68 Newbury	56
86 New England	75
52 New Jersey City	79
71 Finlandia	80

Nickname: Monks
Colors: Royal Blue & White
Arena: Harold Alford Center
Capacity: 1,320; Year Built: 1999
AD: David Roussel
SID: Deb Readon

ST. JOSEPH'S

Philadelphia, PA 19131-1395I

Coach: Phil Martelli, Widener 1976

2004-05 RESULTS (24-12)

51 Kansas	91
76 Davidson	61
49 Drexel	57
59 Fairfield	51
84 UC Davis	56
54 San Francisco	80
62 Old Dominion	66
62 Bucknell	69
61 Ohio St.	72
53 Fordham	50
60 Rhode Island	52
59 Massachusetts	52
73 La Salle	38
54 Dayton	58
73 Massachusetts	54
59 Penn	67
67 Xavier	59
95 St. Bonaventure	62
83 Duquesne	60
52 Villanova	67
69 Temple	57
49 Richmond	36
65 St. Bonaventure	47
63 Temple	56
60 Rhode Island	65
71 George Washington	56
67 Fordham	53
63 Richmond	51
73 Xavier	68
67 George Washington	76
53 Hofstra	44

55 Buffalo ■	50
68 Holy Cross ■	60
58 Texas A&M	51
70 Memphis †	58
57 South Carolina †	60

Nickname: Hawks
 Colors: Crimson & Gray
 Arena: Alumni Memorial Fieldhouse
 Capacity: 3,200; Year Built: 1949
 AD: Don DiJulia
 SID: Marie Wozniak

ST. LAWRENCE

Canton, NY 13617III

Coach: Chris Downs, Oneonta St. 1991

2004-05 RESULTS (7-18)

84 Wis.-Superior †	88
94 Clarkson †	87
58 Ithaca ■	66
70 Alfred ■	79
53 Bridgewater St. †	82
73 Colorado Col. †	78
80 Drew	65
63 Brockport St.	71
67 Oswego St.	76
71 Hobart ■	68
78 Hamilton ■	91
69 Plattsburgh St. ■	76
62 Vassar	66
83 Rensselaer	76
60 Clarkson	65
61 Skidmore	69
70 Union (N.Y.) ■	76
63 Potsdam St.	76
79 Rensselaer ■	69
53 Vassar ■	68
69 Clarkson ■	67
60 Hamilton	91
83 Hobart	96
64 Union (N.Y.)	71
87 Skidmore	75

Nickname: Saints
 Colors: Scarlet & Brown
 Arena: Burkman Gymnasium
 Capacity: 1,500; Year Built: 1970
 AD: Margaret F. Strait
 SID: Wally Johnson

ST. LEO

Saint Leo, FL 33574II

Coach: Mike Madagan,
 Northern Ill. 1987

2004-05 RESULTS (13-16)

104 P.R.-Cayey ■	68
69 Dominican (N.Y.) †	51
84 Nyack	97
79 Rollins	91
79 Fla. Gulf Coast ■	91
92 West Fla.	90
78 West Ala. †	97
95 Tampa	91
83 Valdosta St. ■	68
99 Mont. St.-Billings	107
106 Mont. St.-Billings	113
83 Nova Southeastern ■	61
75 Fla. Gulf Coast	96
65 Eckerd ■	58
70 Florida Tech	80
65 Rollins	82
64 Lynn ■	74
70 Fla. Southern ■	65
66 Barry	81
76 Tampa ■	74
83 Eckerd	73
70 Nova Southeastern	57
83 Florida Tech ■	68
64 Rollins ■	69
61 Lynn	82

44 Fla. Southern	60
74 Barry ■	75
72 Fla. Southern †	68
57 Lynn †	61

Nickname: Lions
 Colors: Forest Green & Gold
 Arena: Marion Bowman Center
 Capacity: 1,500; Year Built: 1970
 AD: Francis X. Reidy
 SID: Walter Riddle

ST. LOUIS

St. Louis, MO 63108I

Coach: Brad Soderberg,
 Wis.-Stevens Point 1985

2004-05 RESULTS (9-21)

45 Austin Peay †	52
58 Eastern Mich. †	61
63 Troy †	55
54 Oral Roberts ■	55
52 Hawaii ■	53
47 Wis.-Milwaukee ■	57
45 Gonzaga	75
69 Oakland ■	59
54 Dayton	62
41 Southern Ill.	67
49 Southeast Mo. St. ■	65
58 Iowa	67
57 Tulane ■	41
53 Cincinnati ■	69
59 Charlotte	65
65 Southern Miss.	63
56 TCU ■	48
53 East Caro.	60
51 Marquette ■	55
43 Houston	63
53 DePaul ■	56
55 South Fla.	47
78 Charlotte ■	83
78 IPFW	66
66 Louisville	84
62 UAB ■	64
49 DePaul	53
70 Memphis ■	61
51 Marquette	39
59 Memphis	79

Nickname: Billikens
 Colors: Blue & White
 Arena: Savvis Center
 Capacity: 20,000; Year Built: 1994
 AD: Cheryl L. Levick
 SID: Doug McIlhagga

ST. MARTIN'S

Lacey, WA 98503II

Coach: Keith Cooper,
 Seattle Pacific 1986

2004-05 RESULTS (8-19)

79 Cal St. San B'dino †	84
63 Cal Baptist	108
74 Cal Poly Pomona †	68
92 Pacific Lutheran †	72
79 Central Wash. ■	75
99 UC Santa Cruz ■	77
89 Rocky Mountain ■	93
70 Hawaii-Hilo	91
68 Chaminade	115
74 Hawaii Pacific	80
91 Western Wash. ■	102
76 Seattle Pacific ■	78
78 Alas. Fairbanks	90
79 Alas. Anchorage	76
93 Humboldt St. ■	79
69 Western Ore. ■	58
77 Northwest Nazarene	73
75 Seattle	77
74 Seattle Pacific	87
84 Western Wash.	110
83 Alas. Anchorage ■	96

62 Alas. Fairbanks ■	79
53 Western Ore.	60
71 Humboldt St.	88
62 Seattle	79
72 Northwest Nazarene ■	84
109 Central Wash.	125

Nickname: Saints
 Colors: Red & White
 Arena: SMC Pavillion
 Capacity: 4,300; Year Built: 1965
 AD: Robert (Bob) Grisham
 SID: Mark McGreevy

ST. MARY'S (CAL.)

Moraga, CA 94575I

Coach: Randy Bennett,
 UC San Diego 1986

2004-05 RESULTS (25-9)

67 Belmont †	58
61 California	52
66 Memphis †	81
54 Mississippi St. †	67
71 San Fran. St. ■	48
64 UNLV	54
58 Rutgers	66
67 Delaware ■	58
77 Notre Dame de Namur ■	42
77 Hawaii	84
73 San Diego St.	64
73 Sacramento St. ■	38
66 Hampton	55
72 Radford	60
75 Murray St. ■	62
72 Brigham Young ■	51
66 Portland ■	45
89 Gonzaga ■	81
59 Air Force ■	58
42 Santa Clara ■	65
70 Pepperdine	63
83 Loyola Marymount	66
79 San Diego ■	69
68 San Francisco ■	64
63 Gonzaga	68
73 Portland	72
76 Santa Clara	78
72 Loyola Marymount ■	71
81 Pepperdine ■	69
81 San Francisco	77
86 San Diego	83
69 Santa Clara	64
67 Gonzaga †	80
56 Southern Ill. †	65

Nickname: Gaels
 Colors: Navy Blue & Red
 Arena: McKeon Pavilion
 Capacity: 3,500; Year Built: 1978
 AD: Carl Clapp
 SID: Rich Davi

ST. MARY'S (MD.)

St. Mary's City, MD 20686III

Coach: Brock Kantrow,
 LSU-Shreveport 1992

2004-05 RESULTS (11-14)

85 Wesley ■	71
75 Averett	87
63 Villa Julie ■	70
81 Marymount (Va.) ■	72
58 Mary Washington	79
81 Maryland Bible	75
66 McDaniel	69
63 Lake Forest †	68
88 Apprentice †	73
67 New Jersey City †	54
79 Chris. Newport	102
45 Catholic	63
66 York (Pa.) ■	82
83 Lincoln (Pa.)	103

74 Gallaudet	60
70 Salisbury ■	66
75 Goucher	73
57 Mary Washington ■	72
97 Marymount (Va.)	87
66 Catholic	67
74 Gallaudet ■	65
74 York (Pa.)	80
89 Goucher ■	80
71 Salisbury	82
83 Goucher	86

Nickname: Seahawks
 Colors: Navy Blue & Old Gold
 Arena: Somerset Gymnasium
 Capacity: 1,420; Year Built: 1968
 AD: Scott Devine
 SID: Shawne McCoy

ST. MARY'S (MINN.)

Winona, MN 55987-1399III

Coach: Mike Trewick,
 St. John's (Minn.) 1993

2004-05 RESULTS (5-20)

50 Chicago	67
61 Southwestern (Tex.) †	72
40 Winona St. ■	71
65 Augsburg	75
58 Macalester	78
68 Concordia-M'head ■	76
79 Benedictine (Ill.)	89
61 Dominican (Ill.)	50
72 Bethel (Minn.)	92
57 Gust. Adolphus	74
71 St. John's (Minn.) ■	83
83 Hamline	72
41 St. Thomas (Minn.) ■	70
43 Carleton	64
64 St. Olaf ■	54
79 Concordia-M'head	84
61 Augsburg	49
56 Macalester ■	80
57 Bethel (Minn.) ■	74
50 Gust. Adolphus ■	69
56 St. John's (Minn.)	59
61 Hamline ■	79
53 St. Thomas (Minn.)	77
54 Carleton	75
63 St. Olaf	57

Nickname: Cardinals
 Colors: Scarlet, Red & White
 Arena: St. Mary's Fieldhouse
 Capacity: 3,500; Year Built: 1965
 AD: Chris Kendall
 SID: Donny Nadeau

ST. MARY'S (TEX.)

San Antonio, TX 78228-8572II

Coach: Buddy Meyer,
 St. Mary's (Tex.) 1965

2004-05 RESULTS (23-7)

61 Texas A&M Int'l ■	56
47 Pittsburg St. †	58
83 Mo. Southern St.	81
69 Tarleton St. ■	60
89 Angelo St. ■	71
69 Central Okla. ■	73
75 Tex. A&M-Kingsville ■	53
63 La.-Lafayette	79
71 Tampa	68
60 Rollins	44
78 Mo. Western St. †	67
41 Eastern N.M. †	79
75 Ark. Baptist †	60
69 Tex. A&M-Kingsville	67
58 Tarleton St.	70
76 Lincoln (Mo.) ■	66
71 Drury ■	55
68 Rockhurst	63
69 St. Edward's	52

76 Okla. Panhandle ■	58
67 Incarnate Word ■	65
87 Lincoln (Mo.)	86
62 Drury	72
84 Rockhurst ■	57
80 St. Edward's ■	56
76 Okla. Panhandle	71
67 Incarnate Word	52
69 Okla. Panhandle ■	61
59 Rockhurst ■	52
59 Pittsburg St. †	73

Nickname: Rattlers
 Colors: Blue & Gold
 Arena: Bill Greehey Arena
 Capacity: 3,500; Year Built: 2000
 AD: Charlie Migl
 SID: Pat Abernathy

ST. MICHAEL'S

Colchester, VT 05439II

Coach: Tom O'Shea, Vermont 1986

2004-05 RESULTS (7-20)

108 Davis & Elkins	87
97 Mass-Boston ■	92
82 NJIT ■	72
62 St. Cloud St. †	87
68 Minn. Duluth	81
70 Bentley	95
84 Merrimack ■	99
68 St. Anselm ■	81
77 Pace	83
81 Stonehill ■	85
82 Le Moyne	69
61 Mass-Lowell	84
80 Franklin Pierce ■	73
78 Southern N.H.	87
64 Stonehill	83
79 Bentley ■	84
78 Merrimack	91
70 Mass-Lowell ■	84
67 Franklin Pierce	83
65 Southern N.H. ■	71
67 St. Anselm	87
86 Le Moyne ■	84
89 Assumption ■	84
69 American Int'l	71
64 Bryant ■	96
74 Southern Conn. St.	84
77 St. Rose ■	85

Nickname: Purple Knights
 Colors: Purple & Gold
 Arena: Ross Sports Center
 Capacity: 2,500; Year Built: 1974
 AD: Geraldine Knortz
 SID: Seth Cole

ST. NORBERT

De Pere, WI 54115III

Coach: Paul De Noble,
 Wis.-Oshkosh 1973

2004-05 RESULTS (8-15)

51 Wis.-Oshkosh	65
74 North Park	59
69 Beloit ■	64
62 Chicago	48
67 Northern Mich.	69
75 Wis.-Stout ■	79
50 Transylvania †	68
79 Wash. & Jeff. †	60
64 Ripon	75
67 Carroll (Wis.) ■	78
84 Lawrence	76
71 Lake Forest ■	51
61 Illinois Col. ■	63
68 Monmouth (Ill.)	74
130 Grinnell	121
76 Knox ■	79
83 Monmouth (Ill.) ■	91

77 Beloit	59
62 Illinois Col.	72
60 Lake Forest	61
64 Carroll (Wis.)	75
48 Lawrence ■	72
67 Ripon ■	72

Nickname: Green Knights
 Colors: Dartmouth Green & Old Gold
 Arena: Schuldes Sports Center
 Capacity: 2,000; Year Built: 1979
 AD: Timothy A. Bald
 SID: Dan Lukes

ST. OLAF

Northfield, MN 55057-1098III

Coach: Dan Kosmoski, Minnesota 1980

2004-05 RESULTS (7-18)

75 Luther ■	69
72 Crown ■	50
79 Martin Luther	55
71 Augsburg	86
69 St. John's (Minn.)	67
61 Macalester	75
53 Concordia-M'head ■	52
80 Lakeland †	95
58 Luther †	43
64 Hamline ■	68
77 Bethel (Minn.) ■	91
56 St. Thomas (Minn.)	83
67 Gust. Adolphus ■	70
55 Carleton	76
54 St. Mary's (Minn.)	64
83 Augsburg	74
45 St. John's (Minn.) ■	58
59 Concordia-M'head	81
70 Macalester ■	73
60 Hamline	62
77 Bethel (Minn.)	100
64 St. Thomas (Minn.) ■	79
57 Gust. Adolphus	58
73 Carleton ■	86
57 St. Mary's (Minn.) ■	63

Nickname: Oles
 Colors: Black & Old Gold
 Arena: Skoglund Athletic Center
 Capacity: 3,000; Year Built: 1968
 AD: Matt McDonald
 SID: Le Ann Finger

ST. PAUL'S

Lawrenceville, VA 23868II

Coach: Jerry Seale, Fayetteville St.

2004-05 RESULTS (0-25)

37 N.C. Central	94
63 Johnson C. Smith	75
53 Winston-Salem †	85
54 St. Augustine's	81
53 Francis Marion ■	63
68 Queens (N.C.)	82
43 North Fla.	69
52 Columbus St. †	73
59 Columbia Union ■	68
52 Livingstone	62
61 Johnson C. Smith	109
58 Virginia Union ■	95
52 Virginia Union	88
49 Shaw ■	79
61 Elizabeth City St.	79
57 Fayetteville St. ■	86
56 Virginia St. ■	74
65 Shaw	78
57 Bowie St.	92
89 Elizabeth City St. ■	98
64 Columbia Union	65
80 Bowie St. ■	86
65 Winston-Salem ■	77
54 Virginia St.	75
60 St. Augustine's †	96

Nickname: Tigers
 Colors: Black & Orange
 Arena: Taylor-Whitehead Gym
 Capacity: 1,500; Year Built: 1965
 AD: LeRoy Bacote
 SID: Tiffani Sykes

ST. PETER'S

Jersey City, NJ 07306I

Coach: Bob Leckie, St. Peter's 1969

2004-05 RESULTS (15-13)

70 West Virginia	82
81 Lafayette ■	64
65 Monmouth	66
99 Loyola (Md.) ■	83
76 Marist	82
78 Seton Hall	82
94 Fairleigh Dickinson	91
70 St. Francis (N.Y.) ■	58
65 Tennessee Tech †	62
80 Col. of Charleston	85
86 Rider ■	95
80 Niagara	91
77 Canisius	82
79 Yale	68
82 Manhattan	92
88 Iona	93
62 Siena ■	59
86 Loyola (Md.)	66
71 Marist ■	57
73 Rider	78
77 Fairfield ■	76
73 Canisius ■	76
80 Siena	76
81 Iona ■	76
84 Fairfield	78
85 Niagara ■	90
85 Manhattan ■	64
73 Iona †	97

Nickname: Peacocks
 Colors: Blue & White
 Arena: Yanitelli Center
 Capacity: 3,200; Year Built: 1975
 AD: William A. Stein
 SID: Tim Camp

ST. ROSE

Albany, NY 12203II

Coach: Brian Beaury, St. Rose 1982

2004-05 RESULTS (21-9)

72 Bridgeport	81
79 Barton †	77
56 Shippensburg	60
66 Mass-Lowell ■	58
93 Bryant	71
77 American Int'l ■	70
91 Assumption	68
85 Franklin Pierce	72
93 Le Moyne ■	80
72 Eckerd ■	60
106 Assumption ■	80
103 Merrimack	92
86 Southern N.H. ■	69
82 Pace	70
77 Southern Conn. St. ■	70
88 Mass-Lowell	90
93 Franklin Pierce ■	68
45 Southern N.H.	70
62 Bryant ■	73
70 American Int'l	49
96 Bentley	97
84 Merrimack ■	62
69 Stonehill	80
88 Pace ■	65
75 Southern Conn. St.	64
76 St. Anselm ■	74
85 St. Michael's	77

62 Merrimack ■	60
77 St. Anselm ■	79
71 Southern N.H. †	80

Nickname: Golden Knights
 Colors: Gold, White & Black
 Arena: Daniel P. Nolan Gymnasium
 Capacity: 1,000; Year Built: 2004
 AD: Catherine C. Haker
 SID: David Alexander

ST. SCHOLASTICA

Duluth, MN 55811-4199III

Coach: David Staniger,
 St. Scholastica 1989

2004-05 RESULTS (12-16)

58 Augsburg †	57
65 Wis.-Superior	80
47 Minn. Duluth	89
118 North Cent. (Minn.) ■	87
71 Minn.-Crookston	86
84 Finlandia	86
55 Wis.-Superior ■	64
76 Hamline	71
56 St. John's (Minn.)	72
65 Wis.-Eau Claire ■	79
75 Minn.-Morris ■	79
80 Presentation ■	60
84 North Cent. (Minn.)	80
80 Bethany Lutheran	49
77 Martin Luther	78
65 Northwestern (Minn.)	83
84 Crown	71
69 Northland	62
80 Martin Luther ■	63
81 Bethany Lutheran ■	71
66 Presentation	84
71 Minn.-Morris	75
88 Crown ■	56
78 Northwestern (Minn.) ■	85
61 Northland ■	65
75 Northwestern (Minn.)	83
75 Northland ■	61
84 Johnson & Wales (CO) †	90

Nickname: Saints
 Colors: Royal Blue & Gold
 Arena: Reif Center
 Capacity: 1,500; Year Built: 1975
 AD: Tony Barrett
 SID: Jen Walter

ST. THOMAS (MINN.)

St. Paul, MN 55105III

Coach: Steve Fritz,
 St. Thomas (Minn.) 1971

2004-05 RESULTS (17-9)

62 Concordia (Cal.)	76
69 Macalester ■	42
77 Hamline ■	71
62 Gust. Adolphus ■	59
91 Winona St.	101
74 Wis.-River Falls	78
71 Wartburg †	73
86 Augsburg	74
72 St. John's (Minn.)	43
83 St. Olaf ■	56
67 Carleton	66
73 Bethel (Minn.)	63
70 St. Mary's (Minn.)	41
94 Concordia-M'head ■	80
77 Carleton ■	87
69 Macalester	64
91 Hamline	93
80 Gust. Adolphus	90
87 Augsburg ■	61
92 St. John's (Minn.) ■	72
79 St. Olaf	64
74 Bethel (Minn.) ■	57
77 St. Mary's (Minn.) ■	53

63 Concordia-M'head69
 81 Carleton ■75
 58 Gust. Adolphus.....68

Nickname: Tommies
 Colors: Purple & Grey
 Arena: Schoenecker Arena
 Capacity: 2,200; Year Built: 1982
 AD: Stephen J. Fritz
 SID: Gene McGivern

ST. THOMAS AQUINAS
 Sparkill, NY 10976II

Coach: Dennis O'Donnell,
 St. John's (N.Y.) 1980

2004-05 RESULTS (14-17)

48 Providence79
 53 Philadelphia U.66
 67 Queens (N.Y.) ■70
 65 New Haven ■56
 83 Southampton74
 68 Mercy ■60
 76 Concordia (N.Y.)59
 70 BYU-Hawaii90
 73 Mo. Southern St. †81
 47 Northwest Mo. St. †75
 45 St. Anselm †70
 59 Assumption68
 50 Adelphi ■56
 50 C.W. Post ■77
 59 Dowling64
 65 Molloy ■63
 68 NYIT93
 53 Mercy58
 76 Southampton ■72
 75 Queens (N.Y.)70
 71 C.W. Post59
 78 Dowling ■68
 70 Philadelphia U. ■67
 78 NYIT ■72
 59 Bridgeport97
 75 Concordia (N.Y.) ■58
 37 Adelphi55
 60 New Haven64
 99 Bridgeport ■93
 92 Molloy86
 61 Philadelphia U.71

Nickname: Spartans
 Colors: Maroon & Gold
 AD: Gerald Oswald
 SID: Mike McManus

SALEM INT'L
 Salem, WV 26426II

Coach: Clark Maloney,
 Mid-America Naz. 1990

2004-05 RESULTS (24-7)

96 Ohio-Zanesville ■36
 64 Alderson-Broaddus ■59
 73 Findlay94
 79 Elizabeth City St. †66
 76 Virginia St.66
 62 California (Pa.)67
 77 Belmont Abbey62
 81 Bowie St. ■77
 82 Bluefield St.61
 92 West Va. Wesleyan90
 76 Alderson-Broaddus87
 71 Shepherd ■57
 63 Glenville St. ■71
 67 Charleston (W.V.)63
 107 West Liberty St. ■104
 87 Wheeling Jesuit73
 67 Ohio Valley53
 67 Fairmont St. ■49
 85 Davis & Elkins ■51
 88 Concord78
 93 West Virginia St. ■88
 67 West Va. Tech45
 90 West Liberty St.84

80 Wheeling Jesuit ■71
 84 Ohio Valley ■66
 66 Fairmont St.74
 67 West Va. Tech †56
 73 West Liberty St. †84
 72 Alderson-Broaddus †61
 105 Pfeiffer92
 73 Mount Olive †80

Nickname: Tigers
 Colors: Kelly Green, Black & White
 Arena: T. Edward Davis Gym
 Capacity: 1,620
 AD: Don Appiarus
 SID: Kenny Howell

SALEM ST.
 Salem, MA 01970III

Coach: Sean Doherty,
 Worcester St. 1993

2004-05 RESULTS (25-4)

101 Me-Fort Kent65
 85 Lasell ■72
 80 Salve Regina69
 104 Tufts89
 82 Plymouth St. ■80
 80 Babson ■61
 91 Newbury ■79
 84 Mass.-Boston101
 74 Gordon64
 82 Mary Washington †65
 84 Virgin Islands75
 70 Southern Me.80
 85 Fitchburg St.75
 90 Westfield St. ■82
 63 Framingham St.76
 85 Mass. Liberal Arts61
 82 Bridgewater St. ■78
 70 Worcester St.65
 77 Mass.-Dartmouth71
 101 Fitchburg St. ■50
 84 Westfield St.68
 69 Framingham St. ■62
 75 Mass. Liberal Arts ■42
 73 Bridgewater St.71
 74 Worcester St. ■70
 81 Westfield St. ■74
 87 Framingham St. ■59
 74 Elms ■71
 73 Potsdam St.74

Nickname: Vikings
 Colors: Orange & Blue
 Arena: O'Keefe Sports Center
 Capacity: 2,200; Year Built: 1976
 AD: Timothy Shea
 SID: Thomas Roundy

SALISBURY
 Salisbury, MD 21801-6860III

Coach: Steve Holmes,
 Plattsburgh St. 1983

2004-05 RESULTS (10-16)

70 Chestnut Hill †64
 70 McDaniel57
 84 Washington (Md.) ■89
 54 Va. Wesleyan79
 75 Gallaudet ■55
 55 Alvernia60
 82 Montclair St. ■78
 67 Frostburg St. ■72
 64 York (Pa.)75
 68 Hood ■56
 76 Wesley ■64
 54 Messiah ■70
 50 Chris. Newport66
 50 Goucher70
 81 Mary Washington ■63
 69 Marymount (Va.)67
 66 St. Mary's (Md.)70

52 Catholic ■54
 67 York (Pa.) ■75
 63 Gallaudet68
 58 Goucher ■69
 58 Marymount (Va.) ■62
 65 Mary Washington81
 64 Catholic57
 82 St. Mary's (Md.) ■71
 54 Catholic55

Nickname: Sea Gulls
 Colors: Maroon & Gold
 Arena: Maggs Activities Center
 Capacity: 2,000; Year Built: 1977
 AD: Michael Vienna
 SID: Paul Ohanian

SALVE REGINA
 Newport, RI 02840-4192III

Coach: Sean Foster, Salve Regina 1997

2004-05 RESULTS (16-10)

68 Me-Machias †58
 69 Keene St.81
 69 Salem St. ■80
 89 Wheaton (Mass.) ■75
 55 Johnson & Wales69
 72 Gordon51
 63 Anna Maria45
 53 Rhode Island Col. ■68
 70 Connecticut Col.65
 74 Nichols ■52
 73 Curry ■64
 73 Nichols65
 58 Endicott73
 61 Roger Williams ■44
 51 Colby-Sawyer71
 56 Amherst87
 72 Eastern Nazarene58
 72 Anna Maria ■38
 85 Curry89
 77 Eastern Nazarene ■49
 66 Wentworth Inst. ■41
 71 New England47
 59 Roger Williams63
 62 New England Col. ■45
 67 Gordon ■60
 80 Endicott83

Nickname: Seahawks
 Colors: Blue, Green & White
 Arena: Rodgers Recreation Center
 Capacity: 550; Year Built: 2000
 AD: Del Mallory
 SID: Ed Habershaw

SAM HOUSTON ST.
 Huntsville, TX 77341I

Coach: Bob Marlin, Mississippi St. 1981

2004-05 RESULTS (18-12)

69 Houston †72
 92 Brown †79
 71 Marquette84
 44 Binghamton †57
 57 Oklahoma St.73
 89 Jarvis Christian ■61
 72 Tex.-Pan American83
 113 Wiley ■72
 98 LSU-Shreveport ■64
 77 Arkansas St. ■74
 51 Florida83
 86 LeTourneau ■42
 73 Nicholls St.66
 54 Southeastern La.56
 63 Stephen F. Austin ■57
 77 Texas-Arlington ■54
 54 Texas St.66
 74 La.-Monroe ■56
 77 Northwestern St. ■65
 72 Texas-San Antonio56
 86 Lamar ■84

78 Stephen F. Austin64
 85 Nicholls St. ■69
 70 McNeese St. ■73
 72 La.-Monroe57
 88 Lamar70
 63 Northwestern St.82
 55 Southeastern La. ■58
 88 McNeese St. ■70
 62 Southeastern La.71

Nickname: Bearkats
 Colors: Orange & White
 Arena: Johnson Coliseum
 Capacity: 6,110; Year Built: 1976
 AD: Bobby Williams
 SID: Paul Ridings

SAMFORD
 Birmingham, AL 35229I

Coach: Jimmy Tillette, Holy Cross 1975

2004-05 RESULTS (15-13)

69 Cal St. Fullerton †57
 72 Central Conn. St.58
 50 South Ala.52
 76 La.-Monroe ■62
 58 IUPUI ■60
 56 La.-Monroe63
 68 Tenn. Wesleyan ■30
 71 Tenn. Temple ■56
 59 Bradley79
 50 IUPUI64
 44 Notre Dame56
 68 Jacksonville St.64
 79 Tennessee St. ■68
 55 Murray St. ■47
 62 Tenn.-Martin ■59
 56 Morehead St.51
 67 Eastern Ky.61
 65 Eastern Ill.74
 65 Southeast Mo. St.72
 64 Tennessee Tech ■57
 73 Austin Peay ■71
 53 Eastern Ky. ■56
 73 Morehead St. ■44
 60 Austin Peay76
 62 Tennessee Tech70
 84 Jacksonville St. ■75
 85 Tennessee St.87
 60 Austin Peay ■71

Nickname: Bulldogs
 Colors: Red & Blue
 Arena: Seibert Hall
 Capacity: 4,000; Year Built: 1957
 AD: Bob Roller
 SID: Zac Schriber

SAN DIEGO
 San Diego, CA 92110-2492I

Coach: Brad Holland, UCLA 1979

2004-05 RESULTS (16-13)

69 Arizona80
 74 UC San Diego ■35
 89 Occidental ■53
 70 San Jose St. ■71
 63 San Diego St.83
 83 Texas-Arlington92
 74 San Jose St.60
 75 Southern California ■87
 75 Eastern Wash. ■56
 65 Northern Ariz. ■56
 71 UC Santa Barb. ■63
 95 Wyoming88
 82 Creighton ■70
 87 Pepperdine83
 68 Loyola Marymount65
 82 San Francisco87
 92 Portland ■58
 56 Gonzaga ■68
 69 St. Mary's (Cal.)79
 73 Santa Clara85

77 Loyola Marymount ■	70
92 Pepperdine ■	88
69 San Francisco ■	61
73 Gonzaga	90
89 Portland	73
87 Santa Clara ■	73
83 St. Mary's (Cal.) ■	86
86 Pepperdine †	80
74 Gonzaga †	90

Nickname: Tereros
 Colors: Columbia Blue, Navy & White
 Arena: Jenny Craig Pavilion
 Capacity: 5,100; Year Built: 2000
 AD: Ky Snyder
 SID: Ted Gosen

SAN DIEGO ST.

San Diego, CA 92182I

Coach: Steve Fisher, Illinois St. 1967

2004-05 RESULTS (11-18)

72 UC Santa Barb. ■	80
69 Monmouth ■	65
86 UC San Diego ■	51
83 San Diego ■	63
73 UC Santa Barb.	55
69 Washington	98
57 California ■	60
64 St. Mary's (Cal.) ■	73
68 Loyola Marymount	72
63 Cal St. Fullerton ■	60
59 Iowa St.	69
67 Providence ■	76
64 South Dakota St. ■	49
59 Brigham Young	57
81 UNLV	73
81 Wyoming ■	88
84 Colorado St. ■	77
50 Air Force	62
71 New Mexico	88
41 Utah ■	61
66 Brigham Young ■	58
91 UNLV ■	93
88 Colorado St.	93
65 Wyoming	69
61 New Mexico ■	78
57 Air Force ■	77
60 Utah	72
73 Air Force †	68
67 New Mexico †	77

Nickname: Aztecs
 Colors: Scarlet & Black
 Arena: Cox Arena
 Capacity: 12,414; Year Built: 1997
 AD: Jeffrey W. Schemmel
 SID: Mike May

SAN FRANCISCO

San Francisco, CA 94117-1080 I

Coach: Jessie Evans, Eastern Mich. 1972

2004-05 RESULTS (17-14)

84 Delaware ■	79
83 Stanford †	93
72 UC Santa Barb. ■	56
66 Ohio	81
55 Wichita St.	65
75 Sacramento St.	70
82 Longwood ■	49
80 St. Joseph's ■	54
67 Pacific	64
79 Montana ■	58
73 Fresno St. ■	62
53 Texas Tech	97
65 Penn ■	61
65 Loyola Marymount	68
57 Pepperdine	64
87 San Diego ■	82
73 Gonzaga	70
74 Portland ■	70

62 Santa Clara	60
64 St. Mary's (Cal.)	68
68 Pepperdine ■	85
49 Loyola Marymount ■	50
61 San Diego	69
58 Portland	56
73 Gonzaga	75
77 St. Mary's (Cal.) ■	81
73 Santa Clara ■	70
65 Portland †	60
60 Santa Clara	67
69 Denver ■	67
69 Cal St. Fullerton ■	85

Nickname: Dons
 Colors: Green & Gold
 Arena: War Memorial Gymnasium
 Capacity: 5,300; Year Built: 1958
 AD: William J. Hogan
 SID: Peter Simon

SAN FRAN. ST.

San Francisco, CA 94132II

Coach: Charlie Thomas, Virginia Tech 1978

2004-05 RESULTS (15-12)

75 Humboldt St. ■	81
48 St. Mary's (Cal.)	71
68 Menlo ■	64
51 Grand Canyon ■	71
62 Cal St. Dom. Hills	51
62 Cal Poly Pomona	70
74 Glenville St. †	65
80 Concordia (N.Y.) †	32
60 Sonoma St. ■	57
62 Cal St. Monterey Bay	65
54 Cal St. Bakersfield ■	56
51 Cal St. L.A. ■	40
60 Grand Canyon	77
80 Cal St. Stanislaus ■	64
79 Cal St. Chico	77
45 Cal St. San B'dino	67
58 UC San Diego	61
66 Cal Poly Pomona ■	78
85 Cal St. Dom. Hills ■	79
73 Sonoma St.	56
66 Cal St. Monterey Bay ■	58
58 Cal St. L.A.	56
69 Cal St. Bakersfield	80
68 Cal St. Chico	95
72 Cal St. Stanislaus	63
74 UC San Diego ■	59
68 Cal St. San B'dino ■	63

Nickname: Gators
 Colors: Purple & Gold
 Arena: SFSU Main Gym
 Capacity: 2,000; Year Built: 1949
 AD: Michael J. Simpson
 SID: Joe Danahey

SAN JOSE ST.

San Jose, CA 95192I

Coach: Phil Johnson, East Central 1981

2004-05 RESULTS (6-23)

52 Pacific ■	70
65 Montana St. ■	64
71 San Diego	70
60 Santa Clara	73
69 Cal Poly ■	50
60 San Diego ■	74
40 Georgetown	58
55 UC Irvine ■	76
59 Montana St.	72
55 Nevada	70
56 Fresno St.	63
45 Hawaii	71
88 Louisiana Tech ■	87
69 Southern Methodist ■	77
62 Boise St.	72
65 UTEP	69

76 Tulsa ■	69
90 Rice ■	85
73 Hawaii ■	84
46 Southern Methodist	66
55 Louisiana Tech	72
62 UTEP ■	70
57 Drake	73
69 Boise St. ■	72
50 Rice	56
48 Tulsa	80
55 Fresno St. ■	74
69 Nevada ■	73
48 Hawaii †	72

Nickname: Spartans
 Colors: Gold, White & Blue
 Arena: The Event Center
 Capacity: 5,000; Year Built: 1989
 AD: Thomas Bowen
 SID: Lawrence Fan

SANTA CLARA

Santa Clara, CA 95053I

Coach: Dick Davey, Pacific 1964

2004-05 RESULTS (15-16)

74 Duquesne †	65
59 New Mexico	93
90 N.C. A&T †	52
77 North Carolina †	66
65 Pacific	71
86 Stanford	76
73 San Jose St. ■	60
77 Montana	75
89 Cal Poly	98
58 UC Irvine ■	70
87 Cal St. Chico ■	74
63 Arizona St.	68
68 Central Conn. St. ■	80
84 Yale ■	90
74 Brigham Young	87
87 Gonzaga ■	91
76 Portland ■	63
65 St. Mary's (Cal.)	42
68 Loyola Marymount	57
83 Pepperdine	71
60 San Francisco ■	62
85 San Diego ■	73
62 Portland	75
75 Gonzaga	92
78 St. Mary's (Cal.) ■	76
93 Pepperdine ■	97
78 Loyola Marymount ■	70
73 San Diego	87
70 San Francisco	73
67 San Francisco ■	60
64 St. Mary's (Cal.) ■	69

Nickname: Broncos
 Colors: Cardinal & White
 Arena: Leavey Center
 Capacity: 4,500; Year Built: 1975
 AD: Daniel P. Coonan
 SID: Richard Kilwien

SAVANNAH ST.

Savannah, GA 31404I

Coach: Ed Daniels Jr., Marquette 1974

2004-05 RESULTS (0-28)

40 Memphis	102
60 IPFW †	71
52 Hampton ■	70
64 Lipscomb	83
67 Jacksonville ■	73
52 South Carolina St. ■	80
49 Norfolk St.	76
59 Eastern Ky.	87
56 Lipscomb ■	71
62 Jacksonville	84
55 South Carolina St.	77
58 Citadel	81

55 Tulane	74
64 Eastern Ky. ■	80
69 Georgia	100
81 Mercer ■	98
64 Bethune-Cookman ■	73
50 Norfolk St. ■	81
55 Tex. A&M-Corp. Chris ■	85
47 Citadel ■	70
50 Baylor	86
54 Tex. A&M-Corp. Chris	88
53 Ga. Southern	79
64 Ga. Southern ■	92
68 Florida A&M	92
62 Mercer	94
69 Bethune-Cookman	78
44 Florida A&M ■	49

Nickname: Tigers
 Colors: Reflex Blue & Orange
 Arena: Wiley Gym
 Capacity: 2,100; Year Built: 1964
 AD: Robert "Tony" O'Neal
 SID: Lee Pearson

SCHREINER

Kerrville, TX 78028III

Coach: Thirman Dimery, Schreiner 1993

2004-05 RESULTS (3-21)

58 Incarnate Word	73
90 LeTourneau ■	91
76 East Tex. Baptist ■	89
58 Texas-Tyler	84
62 Texas Lutheran	74
43 Incarnate Word ■	71
73 Austin ■	58
64 Texas-Dallas	83
87 Ozarks (Ark.) ■	94
52 Mississippi Col.	67
84 Louisiana Col.	95
71 Concordia-Austin ■	73
60 Mary Hardin-Baylor ■	74
59 Howard Payne	60
63 Sul Ross St.	78
73 McMurry	85
76 Hardin-Simmons	91
85 McMurry ■	90
77 Hardin-Simmons ■	85
64 Texas Lutheran	55
97 Concordia-Austin	96
68 Mary Hardin-Baylor	78
89 Howard Payne ■	106
90 Sul Ross St. ■	106

Nickname: Mountaineers
 Colors: Maroon & White
 Arena: Edgington Center
 Capacity: 3,000; Year Built: 1984
 AD: Rhonda Ruesch
 SID: Johnny Velazquez

SCRANTON

Scranton, PA 18510III

Coach: Carl Danzig, Baker 1987

2004-05 RESULTS (20-7)

75 Washington (Md.) †	42
61 Elizabethtown	63
64 Catholic ■	49
70 Lycoming	77
69 FDU-Florham ■	67
68 Moravian ■	57
74 Albright ■	69
75 Misericordia	57
68 P.R.-Mayaguez †	54
64 Messiah †	57
62 Susquehanna ■	46
69 Merchant Marine ■	48
67 Wilkes	73
87 Drew ■	54
76 King's (Pa.)	73
71 Delaware Valley	61
67 FDU-Florham	70

73 DeSales ■	57
77 Lycoming ■	75
73 Drew	48
68 Wilkes ■	64
54 DeSales	89
84 King's (Pa.) ■	74
64 Delaware Valley ■	44
70 King's (Pa.)	76
62 Alvernia ■	56
68 Frank. & Marsh.	79

Nickname: Royals
 Colors: Purple & White
 Arena: John Long Center
 Capacity: 2,800; Year Built: 1968
 AD: Toby Lovocchio
 SID: Kevin Southard

SEATTLE

Seattle, WA 98122-1090II

Coach: Joe Callero, Central Wash. 1986

2004-05 RESULTS (11-16)

80 Rockhurst ■	68
86 Holy Names ■	83
70 Evergreen	56
54 Portland	73
81 Seattle Pacific	90
86 Western Wash.	91
66 Warner Pacific ■	69
53 Cal Poly Pomona	72
65 Rocky Mountain ■	59
87 Puget Sound †	85
73 Wis.-Parkside †	86
74 Alas. Fairbanks ■	81
68 Alas. Anchorage ■	69
77 Western Ore.	87
119 Humboldt St.	103
67 Northwest Nazarene ■	74
85 Central Wash. ■	78
77 St. Martin's ■	75
68 Alas. Anchorage	69
74 Alas. Fairbanks	83
78 Humboldt St. ■	73
71 Western Ore. ■	79
68 Northwest Nazarene	72
79 St. Martin's	62
101 Central Wash.	90
91 Western Wash. ■	105
62 Seattle Pacific ■	80

Nickname: Redhawks
 Colors: Scarlet & White
 Arena: Connolly Center
 Capacity: 1,000; Year Built: 1969
 AD: Wendy J. Guthrie
 SID: Kevin Eubanks

SEATTLE PACIFIC

Seattle, WA 98119-1997II

Coach: Jeff Hironaka, Eastern Ore. 1980

2004-05 RESULTS (20-9)

71 Washington	89
84 Cal St. Chico ■	80
77 Hillsdale †	68
70 Hawaii-Hilo	84
90 Shippensburg †	69
90 Seattle ■	81
75 Northwest Nazarene ■	67
95 Pacific Lutheran ■	51
66 Cal St. Bakersfield †	62
90 Central Mo. St. †	80
98 Wis.-Parkside ■	76
122 Puget Sound ■	111
79 Central Wash.	90
78 St. Martin's	76
76 Western Wash. ■	68
91 Alas. Anchorage ■	76
102 Alas. Fairbanks ■	94
59 Western Ore.	61
79 Humboldt St.	57

87 St. Martin's ■	74
72 Central Wash. ■	65
87 Western Wash.	91
64 Alas. Fairbanks	72
117 Alas. Anchorage	112
69 Humboldt St. ■	71
82 Western Ore. ■	73
56 Northwest Nazarene	67
80 Seattle	62
77 Cal Poly Pomona †	82

Nickname: Falcons
 Colors: Maroon & White
 Arena: Brougham Pavilion
 Capacity: 2,650; Year Built: 1953
 AD: Tom Box
 SID: Frank MacDonald

SETON HALL

South Orange, NJ 07079I

Coach: Louis Orr, Syracuse 1980

2004-05 RESULTS (12-16)

71 Richmond ■	77
59 Rhode Island	49
70 Monmouth ■	50
62 Texas ■	70
57 St. Francis (N.Y.) ■	56
82 St. Peter's ■	78
44 Northwestern	53
58 Drexel ■	54
73 Davidson	63
82 Liberty ■	45
70 Morgan St. ■	57
65 Notre Dame ■	66
50 Syracuse	75
63 Pittsburgh	67
68 Connecticut ■	77
74 Rutgers ■	58
62 St. John's (N.Y.)	55
51 Georgetown	61
52 Boston College ■	60
61 Rutgers	62
57 St. John's (N.Y.) ■	55
52 Villanova	66
86 West Virginia	96
54 Providence ■	67
58 Boston College	70
58 Villanova	79
66 West Virginia ■	63
51 Georgetown †	56

Nickname: Pirates
 Colors: Blue & White
 Arena: Continental Airlines Arena
 Capacity: 20,029; Year Built: 1981
 AD: Jeffrey H. Fogelson
 SID: Jeff Andriess

SEWANEE

Sewanee, TN 37383-1000III

Coach: Joe Thoni, Sewanee 1979

2004-05 RESULTS (12-15)

90 Rust ■	101
65 Emory & Henry ■	59
62 LaGrange	86
62 Huntingdon ■	53
56 Hendrix ■	54
79 Rhodes ■	78
76 LaGrange ■	53
42 Davidson	87
64 Huntingdon	75
70 Maryville (Tenn.)	83
74 Centre	92
75 Millsaps	65
71 Oglethorpe	79
65 Southwestern (Tex.)	79
62 Trinity (Tex.)	77
70 DePauw ■	51
66 Rose-Hulman ■	79
69 Hendrix	61

63 Rhodes	80
74 Fisk	82
63 Centre ■	72
87 Emory ■	93
65 Millsaps ■	62
74 Oglethorpe ■	63
75 Oglethorpe †	63
80 Southwestern (Tex.) †	77
53 Trinity (Tex.) †	72

Nickname: Tigers
 Colors: Purple & White
 Arena: Juhan Gymnasium
 Capacity: 1,000; Year Built: 1955
 AD: Mark Webb
 SID: Larry Dagenhart

SHAW

Raleigh, NC 27601II

Coach: Michael Bernard,
 Kentucky St. 1970

2004-05 RESULTS (8-20)

66 Florida Tech †	75
75 Lynn	85
52 Tampa	61
58 Presbyterian ■	55
66 Valdosta St.	71
58 North Fla. †	66
71 Montevallo ■	82
63 Columbus St. †	77
59 North Fla.	68
81 Tusculum †	80
61 Elizabth City St. ■	78
65 N.C. Central	71
64 Bowie St.	83
80 Virginia St. ■	88
72 Winston-Salem	76
71 St. Augustine's †	65
79 St. Paul's	49
87 Fayetteville St. ■	67
49 Livingstone	51
61 Virginia Union ■	83
64 Elizabeth City St.	61
78 St. Paul's ■	65
75 Bowie St. ■	82
76 Virginia Union	100
80 Johnson C. Smith	98
62 Virginia St.	80
65 Livingstone †	71

Nickname: Bears
 Colors: Maroon & White
 Arena: Spaulding Gym
 Capacity: 1,000; Year Built: 1946
 AD: Alfonza L. Carter
 SID: Donal Ware

SHENANDOAH

Winchester, VA 22601III

Coach: Robert Harris, Shenandoah 1991

2004-05 RESULTS (14-12)

96 Lincoln (Pa.) ■	75
65 East Mennonite ■	63
73 Frostburg St.	75
87 Shepherd	70
82 Liberty	86
84 Southern Va.	68
69 Mary Washington ■	56
68 Bridgewater (Va.)	67
86 Worcester St. †	54
63 Roanoke	67
74 Embry-Riddle	93
63 Wooster †	69
76 Chris. Newport ■	66
85 N.C. Wesleyan	68
59 Averett ■	49
78 Ferrum ■	71
62 Greensboro	69
62 Methodist	74
59 Chris. Newport	64

73 N.C. Wesleyan ■	63
65 Ferrum	69
49 Averett	51
66 Greensboro ■	67
65 Methodist ■	63
67 Greensboro	57
54 Methodist †	60

Nickname: Hornets
 Colors: Red, White & Midnight Blue
 Arena: Shingleton Gymnasium
 Capacity: 680; Year Built: 1969
 AD: John Hill
 SID: Scott Musa

SHEPHERD

Shepherdstown,
 WV 25443-3210II

Coach: Ken Tyler, William & Mary 1987

2004-05 RESULTS (12-16)

76 Assumption ■	72
96 Pfeiffer ■	97
70 Pitt.-Greensburg ■	62
60 West Chester	73
71 Kutztown	83
70 Shenandoah ■	87
82 Davis & Elkins	67
55 Mercyhurst	73
59 Fla. Southern	65
59 Montevallo †	81
88 Wheeling Jesuit ■	76
86 West Liberty St. ■	96
57 Salem Int'l	71
61 Fairmont St.	70
77 Alderson-Broadus ■	69
73 West Va. Tech ■	70
59 Charleston (W.V.) ■	60
78 Bluefield St.	67
77 Concord	81
76 West Virginia St. ■	77
75 Ohio Valley	70
91 Glenville St.	78
84 Davis & Elkins	67
90 West Va. Wesleyan ■	76
79 Glenville St. ■	68
65 Alderson-Broadus	82
83 West Va. Wesleyan	94
69 West Va. Tech ■	90

Nickname: Rams
 Colors: Blue & Gold
 Arena: Butcher Athletic Center
 Capacity: 3,500; Year Built: 1989
 AD: Karl Wolf
 SID: Chip Ransom

SHIPPENSBURG

Shippensburg, PA 17257II

Coach: Dave Springer, Ohio 1984

2004-05 RESULTS (18-11)

80 West Liberty St. ■	74
60 St. Rose ■	56
54 Hillsdale †	58
69 Seattle Pacific †	90
59 Hawaii-Hilo	63
50 West Chester	46
58 Kutztown	80
70 East Stroudsburg ■	45
79 Mansfield ■	68
86 Lincoln Memorial †	66
69 Ashland	75
59 Pitt.-Johnstown ■	57
78 Bloomsburg ■	63
61 Clarion ■	57
72 Cheyney	58
77 Millersville	70
76 Indiana (Pa.) ■	69
71 Lock Haven	61
68 Slippery Rock ■	55
45 California (Pa.)	51

50	Edinboro	72
57	Clarion	64
44	Indiana (Pa.)	69
73	Lock Haven	31
69	Slippery Rock	53
64	California (Pa.)	49
58	Edinboro	75
56	Clarion	51
50	Millersville	73

Nickname: Red Raiders
 Colors: Red & Blue
 Arena: Heiges Field House
 Capacity: 2,768; Year Built: 1970
 AD: Roberta Page
 SID: Jason Eichelberger

SIENA

Loudonville, NY 12211-1462I

Coach: Rob Lanier,
 St. Bonaventure 1990

2004-05 RESULTS (6-24)

67	Oregon St. †	69
72	Pepperdine †	87
73	New Orleans †	81
65	Albany (N.Y.)	86
56	Syracuse	78
58	Winthrop	67
70	Manhattan	85
59	Iona	56
79	Youngstown St.	78
59	Fordham	69
52	Vermont	77
60	Monmouth	59
66	Marist	77
66	Fairfield	77
62	Penn	89
80	Canisius	84
58	Fairfield	80
59	St. Peter's	62
59	Niagara	74
47	Rider	67
68	Manhattan	66
57	Canisius	65
66	Niagara	81
65	Loyola (Md.)	68
76	St. Peter's	80
55	Marist	61
78	Rider	69
67	Loyola (Md.)	55
72	Iona	75
51	Iona †	68

Nickname: Saints
 Colors: Green & Gold
 Arena: Pepsi Arena
 Capacity: 15,500; Year Built: 1990
 AD: John M. D'Argenio
 SID: Jason Rich

SIMPSON

Indianola, IA 50125III

Coach: Bruce Wilson, Simpson 1976

2004-05 RESULTS (8-18)

67	Goshen †	76
86	Robert Morris-S'fiel †	88
70	Neb. Wesleyan	67
75	Central (Iowa)	78
76	Grand View	82
76	Augustana (Ill.)	67
56	Neb. Wesleyan	66
69	Graceland (Iowa)	64
62	Mt. St. Mary (N.Y.) †	61
69	Ripon †	82
68	Wartburg	77
78	Cornell College	70
59	Loras	78
54	Luther	59
75	Buena Vista	90
78	Dubuque	69
78	Coe	85

63	Wartburg	71
61	Central (Iowa)	78
67	Cornell College	64
60	Dubuque	77
55	Coe	80
59	Loras	62
69	Buena Vista	79
78	Luther	54
70	Wartburg	73

Nickname: Storm
 Colors: Red & Gold
 Arena: Cowles Fieldhouse
 Capacity: 3,000; Year Built: 1976
 AD: John Sirianni
 SID: Matt Turk

SKIDMORE

Saratoga Springs, NY 12866....III

Coach: John Quattrocchi,
 Albany (N.Y.) 1973

2004-05 RESULTS (16-10)

64	Hartwick	45
85	CCNY	58
65	Wesleyan (Conn.)	70
92	Utica	60
100	Castleton St.	73
69	Carnegie Mellon	79
76	Wash. & Jeff.	61
50	New York U.	80
72	Middlebury	67
75	Union (N.Y.)	80
70	Vassar	67
72	Rensselaer	67
61	Hobart	70
73	Hamilton	76
69	St. Lawrence	61
57	Clarkson	51
81	Union (N.Y.)	65
72	Hamilton	65
84	Hobart	74
77	Rensselaer	75
59	Vassar	61
74	Clarkson	61
75	St. Lawrence	87
75	Hamilton †	76
84	Cortland St.	81
61	Brockport St. †	94

Nickname: Thoroughbreds
 Colors: Green, White & Gold
 Arena: Sports & Recreation Center
 Capacity: 1,500; Year Built: 1982
 AD: Gail Cummings-Danson
 SID: Bill Jones

SLIPPERY ROCK

Slippery Rock, PA 16057II

Coach: John Marhefka, Hiram 1993

2004-05 RESULTS (7-20)

61	Ashland	71
60	Youngstown St.	78
61	East Stroudsburg	71
60	Mansfield	89
67	Mars Hill †	80
61	Glenville St.	80
44	St. Francis (Pa.)	70
52	Mercyhurst	79
68	Fairmont St. †	77
65	Wheeling Jesuit	72
58	Bloomsburg	63
83	Cheyney	73
66	Millersville	83
62	California (Pa.)	75
59	West Chester	68
75	Kutztown	62
60	Edinboro	83
69	Lock Haven	68
66	Clarion	60
55	Shippensburg	68
64	Indiana (Pa.)	79

60	California (Pa.)	56
85	Edinboro	74
68	Lock Haven	62
61	Clarion	75
53	Shippensburg	69
61	Indiana (Pa.)	101

Nickname: The Rock
 Colors: Green & White
 Arena: Morrow Field House
 Capacity: 3,000; Year Built: 1962
 AD: Paul A. Lueken
 SID: Bob McComas

SONOMA ST.

Rohnert Park, CA 94928-3609 ..II

Coach: Pat Fuscaldo, San Fran. St. 1983

2004-05 RESULTS (16-11)

77	Western Ore.	62
83	Western Wash.	84
90	Dominican (Cal.)	93
64	Cal Poly Pomona	61
69	Cal St. Dom. Hills	57
79	Noire Dame de Namur	69
59	Alas. Fairbanks †	74
68	Humboldt St.	76
88	BYU-Hawaii	79
57	San Fran. St.	60
69	Cal St. Monterey Bay	64
70	Cal St. L.A.	60
68	Cal St. Bakersfield	71
99	Cal St. Chico	89
91	Cal St. Stanislaus	74
64	UC San Diego	51
51	Cal St. San B'dino	62
69	Cal St. Dom. Hills	66
45	Cal Poly Pomona	66
56	San Fran. St.	73
76	Cal St. Monterey Bay	67
80	Cal St. Bakersfield	75
86	Cal St. L.A.	75
94	Cal St. Stanislaus	99
87	Cal St. Chico	67
72	Cal St. San B'dino	79
67	UC San Diego	52

Nickname: Cossacks
 Colors: Navy, Blue & White
 Arena: Seawolf Gymnasium
 Capacity: 1,800; Year Built: 1968
 AD: William J. Fusco
 SID: Brandon Bronzan

SOUTH ALA.

Mobile, AL 36688I

Coach: John Pelphrey, Kentucky 1992

2004-05 RESULTS (10-18)

55	Old Dominion	63
52	Samford	50
76	Aub.-Montgomery	63
61	Alabama St.	63
52	Mississippi St.	66
59	Loyola Marymount	63
77	Ark.-Monticello	62
52	Florida St.	83
60	Southern Miss.	69
45	Western Mich.	65
76	UAB	82
58	Arkansas St.	83
51	New Orleans	71
56	La.-Lafayette	59
73	New Mexico St.	64
59	Middle Tenn.	56
76	Western Ky.	79
67	Denver	72
67	North Texas	60
54	Ark.-Little Rock	58
45	La.-Lafayette	67
63	New Mexico St.	55
68	New Orleans	61

71	Florida Int'l	74
77	Reinhardt	61
46	Denver	68
91	North Texas	72
57	Florida Int'l †	60

Nickname: Jaguars
 Colors: Red, White and Blue
 Arena: Mitchell Center
 Capacity: 10,000; Year Built: 1999
 AD: Joseph E. Gottfried
 SID: Kit Strief

SOUTH CAROLINA

Columbia, SC 29208I

Coach: Dave Odom, Guilford 1965

2004-05 RESULTS (20-13)

87	Western Caro.	61
62	Winthrop	52
60	Temple	46
91	Appalachian St.	57
62	Clemson	63
72	South Fla.	70
60	Kansas	64
57	East Caro. †	53
68	South Carolina St.	65
68	Pittsburgh	72
74	Wofford	44
75	Kentucky	79
74	Georgia	54
64	LSU	79
66	Tennessee	63
65	Mississippi St.	73
68	Vanderbilt	63
72	Florida	80
64	Arkansas	52
60	Georgia	53
71	Auburn	74
73	Kentucky	61
68	Alabama	87
72	Tennessee	80
65	Florida	66
65	Vanderbilt	75
76	Mississippi	70
52	Mississippi †	53
69	Miami (Fla.)	67
77	UNLV	66
69	Georgetown	66
75	Maryland †	67
60	St. Joseph's †	57

Nickname: Gamecocks
 Colors: Garnet & Black
 Arena: The Colonial Center
 Capacity: 18,000; Year Built: 2002
 AD: Michael McGee
 SID: Michelle Schmitt

SOUTH CAROLINA ST.

Orangeburg, SC 29117-0001I

Coach: Ben Betts Jr., Roanoke 1990

2004-05 RESULTS (19-12)

52	Mississippi †	64
80	Jacksonville St. †	72
63	Penn St. †	43
50	Alabama St. †	47
60	Miami (Fla.)	50
80	Savannah St.	52
80	Morgan St.	85
65	Coppin St.	56
77	Savannah St.	55
65	South Carolina	68
60	Utah St.	82
75	Northern Ariz. †	85
52	Norfolk St.	55
68	Hampton	70
77	Howard	60
73	Delaware St.	82
64	Bethune-Cookman	38
60	Florida A&M	67

71 Longwood	65
67 Md.-East. Shore	36
76 Morgan St. ■	55
77 Coppin St. ■	72
70 Norfolk St.	59
57 Hampton	66
56 Howard	46
65 Delaware St.	67
70 Bethune-Cookman †	57
79 Florida A&M ■	64
73 N.C. A&T.....	65
76 Norfolk St. †	59
48 Delaware St. †	61

Nickname: Bulldogs
 Colors: Garnet & Blue
 Arena: SHM Memorial Center
 Capacity: 3,200; Year Built: 1968
 AD: Charlene M. Johnson
 SID: Bill Hamilton

S.C.-AIKEN

Aiken, SC 29801II

Coach: Steve Franklin, S.C.-Aiken 1994

2004-05 RESULTS (7-21)

68 Livingstone ■	66
90 Carver Bible ■	58
69 Carson-Newman ■	67
45 Presbyterian	59
69 Newberry †	72
66 Catawba ■	73
88 North Greenville.....	80
72 Carson-Newman.....	105
58 SCAD †	72
60 Lenoir-Rhyne †	82
71 S.C. Upstate ■	80
81 UNC Pembroke	70
65 Columbus St.	80
53 Francis Marion	59
62 GC&SU ■	63
80 UNC Pembroke ■	68
58 Clayton St.	61
69 Francis Marion ■	81
77 Armstrong Atlantic ■	80
55 Kennesaw St. ■	64
77 Augusta St.	92
61 Lander ■	66
67 S.C. Upstate.....	78
75 North Fla.	82
62 Augusta St. ■	81
69 Lander	73
80 North Fla. †	72
55 S.C. Upstate †	75

Nickname: Pacers
 Colors: Cardinal & White
 Arena: The Courthouse
 Capacity: 2,500; Year Built: 1977
 AD: Douglas R. Warrick
 SID: Brad Fields

S.C. UPSTATE

Spartanburg, SC 29303-4999 ..II

Coach: Eddie Payne, Wake Forest 1973

2004-05 RESULTS (24-8)

76 Mars Hill	79
103 Southern Wesleyan ■	69
72 Lenoir-Rhyne ■	65
67 Presbyterian ■	61
85 North Greenville ■	65
85 Limestone ■	71
49 Winston-Salem	46
70 Johnson C. Smith †	67
74 Appalachian St.	84
74 Limestone	77
73 Wingate	59
80 S.C.-Aiken	71
74 North Fla. ■	65
80 Francis Marion ■	68

81 Kennesaw St.	70
70 Augusta St. ■	52
90 Columbus St. ■	73
75 Francis Marion	55
70 Augusta St.	83
59 Clayton St. ■	61
65 Lander	79
101 UNC Pembroke ■	57
71 GC&SU	57
78 S.C.-Aiken ■	67
71 Armstrong Atlantic.....	70
81 Lander ■	64
70 UNC Pembroke	38
75 S.C.-Aiken †	55
79 Augusta St.	63
81 Columbus St. †	93
63 Winston-Salem †	59
67 Virginia Union †	85

Nickname: Spartans
 Colors: Green, White & Black
 Arena: G.B. Hodge Center
 Capacity: 1,535; Year Built: 1973
 AD: H. Michael Hall
 SID: Bill English

SOUTH DAKOTA

Vermillion, SD 57069-2390II

Coach: David Boots, Augsburg 1979

2004-05 RESULTS (27-6)

90 South Dak. Tech ■	63
105 Colorado Mines †	94
80 Truman †	68
71 Southwest Minn. St. ■	55
76 Minn. St. Moorhead ■	62
92 Dana ■	75
92 Wayne St. (Neb.) ■	75
98 William Penn ■	53
86 Morningside ■	78
95 Western Wash. †	77
71 Northeastern St. †	59
70 Winona St. †	81
89 Concordia-St. Paul †	72
94 Doane ■	65
93 Augustana (S.D.) ■	70
89 North Dakota	69
76 Neb.-Omaha ■	87
73 Minn. Duluth	74
93 Upper Iowa ■	63
78 Minn. St. Mankato	86
72 Neb.-Omaha	77
79 Minn. Duluth	62
70 Minn. St. Mankato ■	69
75 St. Cloud St.	59
74 North Dakota ■	47
72 Augustana (S.D.)	63
72 St. Cloud St.	58
81 Augustana (S.D.) ■	71
80 St. Cloud St. †	56
87 Minn. St. Mankato †	72
94 Neb.-Kearney †	84
73 Winona St. †	68
84 Metro St.	89

Nickname: Coyotes
 Colors: Red & White
 Arena: DakotaDome
 Capacity: 10,000; Year Built: 1979
 AD: Joel Nielsen
 SID: Ryan Streit

SOUTH DAKOTA ST.

Brookings, SD 57007II

Coach: Scott Nagy, Delta St. 1988

2004-05 RESULTS (10-18)

52 Butler	80
69 Manhattan	73
87 Mayville St. ■	51
66 Ill.-Chicago	80
54 Wis.-Milwaukee	89
58 Southeast Mo. St.	59
60 Marquette	76
69 Denver	83
60 Michigan Tech ■	69

82 Tennessee St.	80
56 Wayne St. (Neb.) ■	82
62 Wayne St. (Mich.) ■	71
49 San Diego St.	64
75 Buena Vista	65
78 North Dakota St. ■	59
85 UMKC	95
62 Morningside ■	70
63 Bellevue ■	53
61 Arkansas St.	88
70 Winona St. ■	59
78 Upper Iowa ■	48
55 Southwest Minn. St. ■	93
49 Colorado	82
65 P.R.-Rio Piedras †	58
55 North Dakota St. †	75
87 P.R.-Bayamon †	57
72 UCF.....	82
68 North Dakota St.	57

Nickname: Jackrabbits
 Colors: Yellow & Blue
 Arena: Frost Arena
 Capacity: 9,000; Year Built: 1973
 AD: Fred M. Oien
 SID: Ron Lenz

SOUTH FLA.

Tampa, FL 33620I

Coach: Robert McCullum,
 Birmingham-So. 1976

2004-05 RESULTS (14-16)

76 Stephen F. Austin ■	75
63 Prairie View ■	47
93 Stetson ■	65
89 Bethune-Cookman †	64
72 Richmond	78
57 Mississippi Val. †	65
63 Grand Canyon †	52
62 Michigan	71
70 South Carolina	72
74 Florida Int'l ■	66
81 Texas-Arlington ■	51
72 East Caro.	71
61 UAB	62
64 Marquette	66
67 Memphis ■	73
50 Houston ■	62
48 Cincinnati ■	74
71 UAB.....	85
72 Southern Miss.	61
86 Tulane ■	66
47 St. Louis ■	55
57 Louisville.....	65
50 Houston	68
60 East Caro. ■	50
69 DePaul	76
53 TCU	70
85 Charlotte ■	73
69 Houston †	64
80 Cincinnati †	68
68 Memphis	81

Nickname: Bulls
 Colors: Green & Gold
 Arena: Sun Dome
 Capacity: 10,411; Year Built: 1979
 AD: Doug Woolard
 SID: Fred Huff

SOUTHAMPTON

Southampton, NY 11968II

Coach: Peter Quinn, Southampton 2000

2004-05 RESULTS (5-22)

99 Post	93
58 Dowling ■	60
74 Queens (N.Y.).....	77
78 NYIT	103
74 St. Thomas Aquinas ■	83
83 Molloy ■	80
41 New Haven	68

53 American Int'l.....	85
80 Southern Conn. St. ■	75
63 Adelphi	75
76 Bridgeport ■	84
65 Concordia (N.Y.).....	63
69 Philadelphia U. ■	83
59 Mercy	70
72 St. Thomas Aquinas	76
65 Dowling	76
62 Adelphi ■	72
77 Molloy	84
88 Queens (N.Y.) ■	110
55 Philadelphia U.	82
52 Mercy	75
55 C.W. Post.....	75
57 New Haven ■	65
86 NYIT	107
49 Bridgeport	99
67 C.W. Post ■	77
77 Concordia (N.Y.) ■	65

Nickname: Colonials
 Colors: Blue & Gold
 Arena: Southampton Gym
 Capacity: 1,500; Year Built: 1964
 AD: Mary E. Topping
 SID: Cindy Corwith

SOUTHEAST MO. ST.

Cape Girardeau,
 MO 63701-4799I

Coach: Gary Garner, Missouri 1965

2004-05 RESULTS (15-14)

73 Bradley	77
81 Rockhurst ■	64
55 Wis.-Green Bay	59
53 Western Ky.	74
59 South Dakota St. ■	58
66 Montana	69
83 Central Methodist ■	77
68 Southern Ill. ■	72
62 North Texas	69
65 St. Louis	49
95 Lincoln (Mo.) ■	68
50 Austin Peay	60
61 Tennessee Tech	63
79 Eastern Ill.	60
101 Tennessee St.	105
81 Tennessee Tech ■	82
65 Austin Peay ■	52
84 Jacksonville St. ■	65
72 Samford	65
75 Tenn.-Martin	68
61 Murray St.	58
88 Eastern Ill.	79
85 Tennessee St. ■	68
72 Eastern Ky.	83
66 Morehead St.	88
57 Murray St. ■	61
72 Tenn.-Martin ■	52
61 Murray St.	58
52 Eastern Ky. †	69

Nickname: Redhawks
 Colors: Red & Black
 Arena: Show Me Center
 Capacity: 7,000; Year Built: 1987
 AD: Donald L. Kaverman
 SID: Ron Hines

SOUTHEASTERN LA.

Hammond, LA 70402I

Coach: Billy Kennedy,
 Southeastern La. 1986

2004-05 RESULTS (24-9)

73 Henderson St. †	59
63 Idaho †	54
56 Boise St.	48
62 Southern Miss.	65
80 LSU-Shreveport ■	53
48 Ark.-Little Rock †	58
77 Youngstown St. †	55
65 Southern U.	67
82 Wiley ■	51
61 Houston	68

62 Loyola (La.) ■	35
48 Mississippi	64
83 Ark. Baptist ■	61
60 Lamar ■	56
57 Texas-Arlington ■	41
56 Sam Houston St. ■	54
63 Northwestern St.	65
66 Lamar	60
51 Texas St. ■	39
63 Texas-San Antonio	54
60 Nicholls St.	49
54 Stephen F. Austin ■	33
70 La.-Monroe	57
69 McNeese St. ■	71
69 Texas-San Antonio ■	66
52 Stephen F. Austin	41
64 La.-Monroe ■	62
68 McNeese St.	76
58 Sam Houston St.	55
75 Texas St. ■	58
71 Sam Houston St. ■	62
49 Northwestern St.	42
50 Oklahoma St. †	63

Nickname: Lions
 Colors: Green & Gold
 Arena: University Center
 Capacity: 7,500; Year Built: 1982
 AD: Frank Pergolizzi
 SID: Matt Sullivan

SOUTHEASTERN OKLA.
 Durant, OK 74701-0609II

Coach: Tony Robinson,
 Southeastern Okla. 1976

2004-05 RESULTS (17-11)

62 Ouachita Baptist	70
60 Henderson St. ■	54
65 Incarnate Word	51
94 Ark.-Monticello †	66
87 SW'ern of Chr. Min. ■	60
59 Midwestern St.	52
61 Emporia St.	70
52 Tex. A&M-Kingsville ■	62
50 Tex. A&M-Commerce ■	64
79 Southern Ark. †	64
67 Rhema †	60
67 Abilene Christian	66
61 Angelo St.	55
84 Eastern N.M. ■	62
70 West Tex. A&M ■	49
61 Southwestern Okla. ■	56
82 Cameron	63
87 East Central ■	89
52 Tarleton St.	57
78 Northeastern St. ■	52
61 Central Okla.	79
62 Southwestern Okla.	68
72 Cameron ■	63
78 East Central	69
63 Tarleton St. ■	74
56 Northeastern St.	67
79 Central Okla. ■	75
42 Tex. A&M-Commerce	59

Nickname: Savages
 Colors: Blue & Gold
 Arena: Bloomer Sullivan Gym
 Capacity: 2,000; Year Built: 1956
 AD: Jeff Hale
 SID: Dave Wester

SOUTHERN ARK.
 Magnolia, AR 71754-0000II

Coach: Brian Daugherty,
 Southern Ark. 1994

2004-05 RESULTS (7-20)

90 West Ala. ■	64
63 Ark.-Little Rock	82
75 Tex. A&M-Commerce	88
63 Incarnate Word ■	55
74 Tex. A&M-Commerce ■	69

66 West Ala.	75
64 Southeastern Okla. †	79
57 East Central	81
61 Incarnate Word	70
76 West Fla.	85
105 Union (Ky.) †	93
77 Ouachita Baptist ■	91
71 Arkansas Tech.	81
73 Henderson St. ■	90
63 Harding	73
59 Delta St. ■	71
59 Ark.-Monticello ■	83
53 Central Ark.	78
91 Christian Bros. ■	88
70 Ouachita Baptist	78
80 Arkansas Tech	77
49 Henderson St.	64
77 Harding ■	85
56 Delta St.	77
83 Ark.-Monticello	75
67 Central Ark. ■	80
63 Christian Bros.	66

Nickname: Mulriders
 Colors: Royal Blue & Old Gold
 Arena: W.T. Watson Athletic Cent
 Capacity: 2,000; Year Built: 1962
 AD: Jay Adcox
 SID: Houston Taylor

SOUTHERN CALIFORNIA
 Los Angeles, CA 90089-0602I

Coach: Jim Saia, Chapman 1987

2004-05 RESULTS (12-17)

90 UC Irvine ■	70
65 North Carolina	97
62 La Salle	71
87 Brigham Young ■	82
68 Fresno St. ■	71
87 San Diego	75
81 Western Mich. ■	74
68 Indiana St. †	64
81 UAB †	78
68 Hawaii	72
91 Southern U. ■	58
83 Oregon	90
64 Oregon St.	74
59 Washington ■	84
52 Washington St. ■	69
68 Arizona	77
98 Arizona St.	94
83 California ■	66
70 Stanford ■	78
69 UCLA ■	72
69 Washington	99
53 Washington St.	61
76 Arizona ■	88
82 Arizona St. ■	71
62 Stanford	71
89 California	70
69 UCLA	90
87 Oregon ■	94
78 Oregon St. ■	68

Nickname: Trojans
 Colors: Cardinal & Gold
 Arena: Los Angeles Sports Arena
 Capacity: 16,161; Year Built: 1959
 AD: Michael Garrett
 SID: Tim Tesselone

SOUTHERN CONN. ST.
 New Haven, CT 06515II

Coach: Art Leary, Quinnipiac 1970

2004-05 RESULTS (6-21)

64 Southern N.H.	79
51 Franklin Pierce ■	68
63 American Int'l	78
79 Assumption ■	72
55 Bryant	82
86 Dowling ■	70

75 C.W. Post	72
66 NYIT †	72
59 Mass.-Lowell ■	79
75 Southampton	80
65 Pace ■	85
70 St. Rose	77
79 St. Anselm ■	95
57 Franklin Pierce	79
68 Southern N.H. ■	78
53 Mass.-Lowell	76
67 American Int'l ■	57
68 Assumption	71
47 Bryant ■	80
60 Stonehill ■	68
38 Bentley	57
64 Merrimack	74
51 Pace	63
67 Dominican (N.Y.) ■	63
64 St. Rose	75
84 St. Michael's ■	74
69 Le Moyne	82

Nickname: Owls
 Colors: Blue & White
 Arena: James W. Moore Fieldhouse
 Capacity: 2,800; Year Built: 1973
 AD: Patricia Nicol
 SID: Richard Leddy

SIU EDWARDSVILLE
 Edwardsville, IL 62026-1129II

Coach: Marty Simmons, Evansville 1987

2004-05 RESULTS (23-9)

91 Lincoln Chrst. ■	51
60 Saginaw Valley	63
67 Murray St.	75
77 Robert Morris-S'fiel ■	51
79 Lewis ■	68
50 Mo.-Rolla ■	46
67 Mo.-St. Louis ■	60
75 Southern Ind. ■	70
74 Southwest Baptist ■	56
54 Blackburn ■	44
65 Northern Ky.	59
57 Dominican (N.Y.) †	42
61 Washburn †	60
86 Bellarmine	70
91 St. Joseph's (Ind.) ■	62
67 Wis.-Parkside ■	52
72 Quincy ■	63
60 Southern Ind.	61
59 Ky. Wesleyan	54
69 Northern Ky. ■	66
77 Indianapolis ■	87
66 Wis.-Parkside	64
62 Lewis	69
65 Quincy	74
82 Mo.-St. Louis	52
68 Ky. Wesleyan ■	56
83 Bellarmine ■	53
81 Indianapolis	85
70 St. Joseph's (Ind.)	61
62 Wis.-Parkside †	49
62 Northern Ky. †	73
55 Wayne St. (Mich.) †	56

Nickname: Cougars
 Colors: Red & White
 Arena: Sam Vadalabene Center
 Capacity: 4,000; Year Built: 1984
 AD: Bradley Hewitt
 SID: Eric Hess

SOUTHERN ILL.
 Carbondale, IL 62901-6620I

Coach: Chris Lowery, Southern Ill. 1995

2004-05 RESULTS (27-8)

83 Augustana (Ill.) ■	59
83 Tennessee St. ■	60
67 Vanderbilt †	53
68 UTEP †	62

64 Hawaii	66
53 Ark.-Little Rock	70
80 Murray St. ■	71
54 Wright St. ■	42
72 Southeast Mo. St.	68
67 St. Louis ■	41
61 Illinois St. ■	49
81 Wyoming ■	69
51 Drake	45
61 La.-Lafayette	63
69 Creighton	63
69 Evansville	57
61 Missouri St. ■	60
67 Bradley ■	59
56 Wichita St.	58
77 Missouri St.	92
79 Evansville ■	55
89 Bradley	73
61 UNI	67
58 Drake	57
64 Indiana St. ■	53
71 Creighton ■	67
66 Illinois St.	59
65 Kent St.	54
76 UNI ■	69
65 Wichita St. ■	55
60 Indiana St.	52
64 Indiana St. †	49
61 Missouri St. †	65
65 St. Mary's (Cal.) †	56
77 Oklahoma St. †	85

Nickname: Salukis
 Colors: Maroon & White
 Arena: The SIU Arena
 Capacity: 10,014; Year Built: 1964
 AD: Paul Kowalczyk
 SID: Tom Weber

SOUTHERN IND.
 Evansville, IN 47712-3534II

Coach: Rick Herdes,
 Graceland (Iowa) 1980

2004-05 RESULTS (27-5)

97 Olivet Nazarene ■	70
75 North Ala.	78
87 Indianapolis ■	66
95 St. Joseph's (Ind.) ■	87
78 Lewis	74
70 SIU Edwardsville	75
83 Mo.-St. Louis ■	63
82 Ferris St.	93
72 Wayne St. (Mich.) †	60
94 Anderson (S.C.) ■	61
109 Bellarmine ■	73
87 Northern Ky.	82
100 Pitt.-Johnstown	72
81 St. Joseph's (Ind.)	89
62 Wis.-Parkside	58
61 SIU Edwardsville ■	60
84 Quincy ■	56
89 Oakland City ■	59
86 Ky. Wesleyan ■	64
80 Northern Ky.	67
80 Indianapolis	77
88 Wis.-Parkside ■	64
89 Lewis ■	54
71 Quincy	63
78 Mo.-St. Louis	51
70 Ky. Wesleyan	54
73 Bellarmine	59
93 Mo.-St. Louis ■	63
102 St. Joseph's (Ind.) ■	71
79 Northern Ky. ■	49
67 Gannon †	61
87 Ferris St. †	93

Nickname: Screaming Eagles
 Colors: Red, White & Blue
 Arena: Physical Activities Center
 Capacity: 3,300; Year Built: 1980
 AD: Jon Mark Hall
 SID: Ray Simmons

SOUTHERN ME.

Gorham, ME 04038III

Coach: Karl Henrikson,
Southern Me. 1979

2004-05 RESULTS (9-17)

72	Palm Beach Atl. †	90
112	Me.-Presque Isle	55
62	Bates	77
77	Husson ■	68
70	Bowdoin	86
70	Eastern Conn. St. ■	68
42	Colby	68
58	Western Conn. St.	64
54	Husson	74
78	St. Joseph's (Me.) ■	83
78	New England ■	58
69	Keene St. ■	88
58	Rhode Island Col.	70
80	Salem St. ■	70
78	Mass.-Dartmouth ■	59
93	Mass.-Boston ■	68
74	Plymouth St.	84
72	Western Conn. St. ■	85
83	St. Joseph's (Me.) ■	69
69	Keene St.	91
66	Mass.-Boston	70
74	Rhode Island Col. ■	93
73	Eastern Conn. St.	80
88	Plymouth St. ■	87
61	Mass.-Dartmouth	95
65	Rhode Island Col.	85

Nickname: Huskies
Colors: Blue, Gold & White
Arena: Warren G. Hill Gymnasium
Capacity: 1,400; Year Built: 1963
AD: Albert D. Bean Jr.
SID: B.L. Efring

SOUTHERN METHODIST

Dallas, TX 75275I

Coach: Jimmy Tubbs, Bishop 1972

2004-05 RESULTS (14-14)

76	Texas-Tyler ■	61
69	Montana St.	61
57	Oklahoma St. ■	76
67	Texas Tech	105
74	Texas St. ■	57
51	TCU	65
77	Baylor ■	43
87	Ark.-Pine Bluff ■	50
64	Rice	66
95	Tulsa	83
74	Fresno St. ■	63
66	Nevada ■	73
59	Hawaii	71
77	San Jose St.	69
57	Louisiana Tech	58
55	UTEP ■	60
78	Boise St. ■	69
59	Nevada	73
70	Fresno St.	71
66	San Jose St. ■	46
71	Hawaii	65
73	Louisiana Tech ■	70
67	Toledo	78
80	Boise St.	62
74	UTEP	79
81	Tulsa ■	74
75	Rice ■	80
47	Rice †	63

Nickname: Mustangs
Colors: Red & Blue
Arena: Moody Coliseum
Capacity: 8,998; Year Built: 1956
AD: W. James Copeland Jr.
SID: Brad Suttou

SOUTHERN MISS.

Hattiesburg, MS 39406-0001I

Coach: Larry Eustachy, Long Beach St.

2004-05 RESULTS (11-17)

68	Georgia St. †	70
75	UC-Colo. Spgs. †	61
65	Southeastern La. ■	62
100	McNeese St. ■	77
78	UNC Greensboro †	79
70	Centenary (La.) †	53
76	Spring Hill ■	60
82	Alcorn St. ■	61
88	LSU †	84
69	South Ala.	60
90	William Carey ■	46
56	New Orleans	67
75	UAB	83
46	Memphis	60
62	Louisville ■	107
53	Houston	63
63	St. Louis ■	65
61	Tulane ■	60
48	DePaul ■	70
61	South Fla. ■	72
72	Marquette	81
72	Tulane	75
53	Houston ■	75
51	Cincinnati	83
73	Memphis ■	85
66	East Caro.	77
58	Charlotte	81
66	TCU ■	64

Nickname: Golden Eagles
Colors: Black & Gold
Arena: Reed Green Coliseum
Capacity: 8,095; Year Built: 1965
AD: Richard C. Giannini
SID: Mike Martinez

SOUTHERN N.H.

Manchester, NH 03106-1045....II

Coach: Stan Spirou, Keene St. 1974

2004-05 RESULTS (23-8)

68	C.W. Post	64
79	Southern Conn. St. ■	64
81	Pace	72
73	Mass.-Lowell	82
59	Franklin Pierce ■	57
64	Mass.-Lowell ■	54
96	Felician ■	55
88	Christian Bros. †	69
75	Grand Canyon	68
69	St. Rose	86
58	St. Anselm ■	57
70	Le Moyne ■	64
87	St. Michael's ■	78
66	Pace ■	55
78	Southern Conn. St.	68
70	St. Rose ■	45
48	St. Anselm	67
54	Le Moyne	64
71	St. Michael's	65
80	Assumption	70
70	American Int'l ■	61
72	Bryant	76
72	Merrimack	78
52	Bentley ■	49
82	Stonehill ■	49
71	Franklin Pierce	60
89	Post ■	73
78	American Int'l ■	68
85	Bentley	105
80	St. Rose †	71
84	Bentley	90

Nickname: Penmen
Colors: Blue & Gold
Arena: SNHU Fieldhouse
Capacity: 2,000; Year Built: 1980
AD: Joseph R. Polak
SID: Tom McDermott

SOUTHERN U.

Baton Rouge, LA 70813I

Coach: Michael Grant, Malone 1984

2004-05 RESULTS (14-15)

72	Kentucky St. ■	60
78	Stillman ■	64
63	California	82
60	Ark.-Little Rock	75
67	Southeastern La. ■	65
81	Florida A&M ■	85
73	North Texas	95
62	Baylor	75
58	Southern California	91
53	Texas Southern ■	50
73	Prairie View ■	61
71	Grambling	75
85	Jackson St.	74
55	Ark.-Pine Bluff ■	47
69	Mississippi Val. ■	65
51	Alabama St.	52
59	Alabama A&M	66
67	Alcorn St.	69
61	Grambling ■	55
66	Jackson St. ■	65
50	Ark.-Pine Bluff	49
48	Mississippi Val.	60
56	Alabama St. ■	55
77	Alabama A&M ■	80
85	Alcorn St. ■	53
71	Texas Southern	73
47	Prairie View	49
69	Grambling †	65
50	Alabama St. †	54

Nickname: Jaguars
Colors: Columbia Blue & Gold
Arena: F.G. Clark Center
Capacity: 7,500; Year Built: 1976
AD: Greg LaFleur
SID: Kevin Manns

SOUTHERN UTAH

Cedar City, UT 84720.....I

Coach: Bill Evans, Southern Utah 1972

2004-05 RESULTS (13-15)

88	Western Mont. ■	70
67	Sacramento St.	74
71	Idaho St. ■	70
45	Utah	65
57	Montana	69
62	Weber St.	56
82	Idaho St.	79
82	Idaho ■	53
94	Drake ■	74
52	Brigham Young	77
75	Adams St. ■	49
67	Oral Roberts	73
78	UMKC	88
78	Chicago St. ■	71
56	IUPUI ■	85
63	Centenary (La.)	54
60	Oakland	81
77	Valparaiso ■	93
98	Western Ill. ■	91
66	Oral Roberts ■	72
68	Chicago St.	81
66	IUPUI	85
67	Oakland ■	65
70	Centenary (La.) ■	63
76	Valparaiso	82
50	Western Ill.	70
80	UMKC ■	75
59	Oral Roberts †	82

Nickname: Thunderbirds
Colors: Scarlet & White
Arena: Centrum
Capacity: 5,300; Year Built: 1985
AD: Thomas Douple
SID: Neil Gardner

SOUTHERN VT.

Bennington, VT 05201-9983III

Coach: Michael McDonough,
Notre Dame

2004-05 RESULTS (4-21)

78	Old Westbury †	107
88	Cazenovia †	99
66	Rensselaer	74
78	Keene St. ■	79
63	Johnson & Wales	74
52	Norwich ■	75
73	Middlebury	87
86	Williams	98
70	Curry †	85
89	Daniel Webster ■	65
90	Emmanuel (Mass.) ■	86
77	Suffolk	89
57	Western New Eng.	89
53	Rivier ■	83
97	Albertus Magnus ■	69
92	Rivier	94
87	Suffolk ■	71
61	Emerson	72
66	Western New Eng. ■	77
68	Emerson ■	77
81	Albertus Magnus	94
72	Daniel Webster	74
78	Norwich	93
74	Johnson & Wales ■	79
77	Emmanuel (Mass.)	96

Nickname: Mountaineers
Colors: Green, White & Gold
Arena: Field House
Capacity: 300; Year Built: 1991
AD: Jason Bolgos
SID: Ken Norris

SOUTHWEST BAPTIST

Bolivar, MO 65613II

Coach: Jeff Guiot, Pittsburg St. 1987

2004-05 RESULTS (16-13)

138	Ozark Christian ■	44
68	Colorado Mines	79
71	Mesa St. †	86
80	Rockhurst	71
89	Park †	76
77	Drury ■	74
56	SIU Edwardsville	74
100	Harding ■	77
125	Central Bible (Mo.) ■	60
88	Northwest Mo. St. ■	81
64	Emporia St.	75
65	Central Mo. St. ■	81
80	Pittsburg St. ■	72
71	Mo.-Rolla	80
72	Mo. Southern St. ■	77
64	Washburn	73
67	Mo. Western St.	81
75	Truman ■	69
90	Northwest Mo. St.	96
73	Truman	71
79	Mo. Western St. ■	59
80	Washburn ■	90
74	Mo. Southern St.	71
52	Mo.-Rolla ■	48
70	Pittsburg St.	94
84	Central Mo. St.	81
79	Emporia St. ■	77
71	Northwest Mo. St. †	65
68	Central Mo. St. †	77

Nickname: Bearcats
Colors: Purple & White
Arena: Davison Field House
Capacity: 2,500; Year Built: 1963
AD: Brent Good
SID: Adam Ledyard

SOUTHWEST MINN. ST.
Marshall, MN 56258II

Coach: Greg Stemen,
Valley City St. 1988

2004-05 RESULTS (11-19)

88 Waldorf ■	79
55 St. Cloud St.	57
91 Bethany Lutheran ■	64
63 Minn. St. Mankato ■	105
45 North Dakota St. ■	73
55 South Dakota	71
52 Neb.-Omaha †	65
83 Minn.-Morris ■	71
83 Augustana (S.D.)	74
66 Minn. Duluth ■	69
58 Washburn †	65
51 Mars Hill †	47
76 Wis.-Superior ■	80
61 Minn. St. Moorhead	58
73 Northern St.	81
73 Concordia-St. Paul	82
68 Winona St.	81
58 Bemidji St. ■	70
79 Minn.-Crookston ■	70
67 North Dakota St.	68
97 Wayne St. (Neb.) ■	95
74 Wayne St. (Neb.)	88
93 South Dakota St.	55
85 Minn.-Crookston	71
84 Bemidji St.	94
59 Winona St. ■	87
72 Concordia-St. Paul ■	74
94 Northern St. ■	87
71 Minn. St. Moorhead ■	76
83 Northern St.	94

Nickname: Mustangs
Colors: Brown & Gold
Arena: R/A Facility
Capacity: 4,000; Year Built: 1996
AD: Howard L. Gauthier
SID: Kelly Loft

SOUTHWESTERN (TEX.)
Georgetown, TX 78627-0770 ..III

Coach: Bill Raleigh, Muhlenberg 1988

2004-05 RESULTS (20-7)

42 Wis.-Stevens Point †	65
72 St. Mary's (Minn.) †	61
70 Hardin-Simmons ■	71
64 Kalamazoo †	61
76 Whitworth †	72
57 Dallas	54
63 Trinity (Tex.) ■	60
78 Austin ■	56
75 Ohio Wesleyan ■	61
57 Ill. Wesleyan ■	65
77 Mary Hardin-Baylor	76
85 Rhodes	61
69 Hendrix	58
63 Rose-Hulman ■	46
71 DePauw ■	74
79 Sewanee ■	65
55 Centre ■	52
61 Trinity (Tex.)	64
84 Dallas	58
69 Oglethorpe	67
65 Millsaps	50
80 Rhodes ■	68
71 Hendrix ■	60
63 Rose-Hulman	56
79 DePauw	88
70 DePauw †	57
77 Sewanee †	80

Nickname: Pirates
Colors: Black & Gold
Arena: Corbin J. Robertson Center
Capacity: 1,800; Year Built: 1995
AD: Glada C. Munt
SID: Erin Shackelford

SOUTHWESTERN OKLA.
Weatherford, OK 73096II

Coach: Scott Reed,
Northeastern St. 1996

2004-05 RESULTS (20-9)

78 Okla. Sci. & Arts ■	73
56 Okla. Panhandle	48
86 Okla. Sci. & Arts	73
64 Arkansas Tech †	47
50 West Tex. A&M	47
72 Okla. Panhandle ■	42
53 West Tex. A&M	50
68 Eastern N.M.	61
78 Midwestern St. ■	76
59 Trinity (Tex.) †	53
78 Incarnate Word	54
64 Tex. A&M-Commerce	70
56 Tex. A&M-Kingsville	70
85 Angelo St. ■	67
86 Abilene Christian ■	81
56 Southeastern Okla.	61
80 East Central ■	66
59 Northeastern St. ■	53
87 Central Okla.	81
68 Cameron	62
70 Tarleton St. ■	72
68 Southeastern Okla. ■	62
69 East Central	64
57 Northeastern St.	51
74 Central Okla. ■	76
71 Cameron	72
53 Tarleton St.	67
69 Midwestern St.	72
57 Tex. A&M-Commerce	62

Nickname: Bulldogs
Colors: Navy Blue & White
Arena: Rankin Williams Fieldhouse
Capacity: 2,400; Year Built: 1957
AD: Cecil Perkins
SID: Michael J. Bond

SPRINGFIELD
Springfield, MA 01109-3797III

Coach: Charlie Brock, Springfield 1976

2004-05 RESULTS (22-7)

72 Norwich †	63
64 Bridgewater St.	72
88 Tufts	77
90 Curry ■	76
60 Western New Eng. †	58
81 Westfield St.	67
77 Trinity (Conn.) ■	75
89 Williams ■	79
74 Connecticut Col.	45
89 Emmanuel (Mass.) ■	66
67 St. John Fisher ■	79
55 Coast Guard ■	49
79 Wheaton (Mass.) ■	81
72 WPI	78
75 Babson	71
65 Clark (Mass.) ■	61
76 Coast Guard	61
69 Keene St.	83
79 Endicott	70
76 MIT ■	59
79 Wheaton (Mass.)	76
67 Clark (Mass.)	52
69 Babson ■	59
88 WPI ■	71
73 MIT	65
71 Babson ■	68
78 Wheaton (Mass.) †	90
71 Norwich ■	56
68 Amherst	81

Nickname: The Pride
Colors: Maroon & White
Arena: Blake Arena
Capacity: 2,000; Year Built: 1981
AD: Cathie Schweitzer
SID: John White

STANFORD
Stanford, CA 94305-2060I

Coach: Trent Johnson, Boise St. 1983

2004-05 RESULTS (18-13)

93 San Francisco †	83
57 Tennessee †	69
62 Brigham Young †	53
67 Louisville †	82
76 Santa Clara	86
53 Michigan St. †	78
56 Denver	52
72 UC Davis ■	62
71 Dartmouth ■	54
84 Montana ■	66
51 Washington St.	60
73 Washington	76
69 Arizona St. ■	81
87 Arizona ■	76
74 California	58
75 UCLA	64
78 Southern California	70
69 Oregon St. ■	65
88 Oregon ■	69
67 Arizona St.	74
72 Arizona	90
71 California ■	56
71 Southern California ■	62
78 UCLA ■	65
83 Oregon St.	84
58 Oregon	56
48 Washington St. ■	59
77 Washington ■	67
60 Washington St. †	58
63 Washington †	66
70 Mississippi St. †	93

Nickname: Cardinal
Colors: Cardinal & White
Arena: Maples Pavilion
Capacity: 7,391; Year Built: 1968
AD: Edward Leland
SID: Bob Vazquez

STATEN ISLAND
Staten Island, NY 10314III

Coach: Anthony Petosa,
Staten Island 1986

2004-05 RESULTS (16-13)

77 King's (Pa.) †	79
78 Elmira †	62
70 Montclair St. ■	67
72 FDU-Florham ■	80
75 York (N.Y.)	59
80 Lehman ■	64
76 Brooklyn	59
84 New Jersey City ■	76
95 McDaniel ■	74
60 New Jersey City ■	92
63 Manhattanville	69
73 Medgar Evers	57
73 City Tech	89
87 Hunter ■	67
79 Kean	77
72 Baruch	80
54 CCNY	66
90 Ramapo ■	99
67 John Jay	63
69 York (N.Y.) ■	72
76 Brooklyn ■	62
94 Farmingdale ■	96
66 City Tech ■	69
82 Medgar Evers ■	64
98 St. Joseph's (Bklyn) ■	72
67 York (N.Y.) †	49
79 Lehman	70
66 City Tech †	76
63 Rutgers-Newark ■	76

Nickname: Dolphins
Colors: Maroon & Columbia Blue
Arena: Sports & Recreation Center
Capacity: 1,200; Year Built: 1995

AD: Harold Merritt
SID: Jason Fein

STEPHEN F. AUSTIN
Nacogdoches, TX 75962I

Coach: Danny Kaspar,
North Texas 1978

2004-05 RESULTS (12-15)

75 South Fla.	76
106 Concordia-Austin ■	59
49 Bucknell †	62
65 Northern Colo. †	55
60 Grambling	75
42 Alabama A&M	68
54 Jackson St. ■	58
73 Centenary (La.)	70
85 Alabama A&M ■	62
84 Howard Payne	46
87 Houston Baptist ■	47
63 Northwestern St. ■	69
67 La.-Monroe	59
57 Sam Houston St.	63
85 Nicholls St.	67
70 Lamar ■	60
55 Texas-Arlington	62
63 McNeese St. ■	58
33 Southeastern La.	54
76 Texas St. ■	59
64 Sam Houston St. ■	78
43 McNeese St.	56
41 Southeastern La. ■	52
66 Texas-Arlington ■	58
62 Northwestern St.	64
65 Texas-San Antonio	69
61 La.-Monroe ■	70

Nickname: Lumberjacks
Colors: Purple & White
Arena: William Johnson Coliseum
Capacity: 7,200; Year Built: 1974
AD: Robert Hill
SID: Rob Meyers

STETSON
DeLand, FL 32720I

Coach: Derek Waugh, Furman 1993

2004-05 RESULTS (10-17)

63 Flagler ■	51
65 South Fla.	93
76 Mercer ■	89
79 Georgia St. ■	70
54 Florida	93
50 Miami (Fla.)	81
61 Florida St.	71
57 Colorado St.	93
56 Georgia	52
68 Jacksonville	63
53 Troy ■	56
69 Fla. Atlantic	81
66 UCF	70
71 Belmont ■	68
71 Lipscomb	66
68 Gardner-Webb	82
80 Campbell	61
58 Jacksonville ■	70
69 Gardner-Webb ■	62
70 Campbell ■	51
69 Belmont	70
73 Lipscomb	71
62 UCF ■	71
75 Fla. Atlantic ■	81
72 Troy	80
73 Mercer	74
63 Georgia St.	84

Nickname: Hatters
Colors: Green & White
Arena: Edmunds Center
Capacity: 5,000; Year Built: 1974
AD: Jeff Allier
SID: Jamie Bataille

STEVENS INSTITUTE

Hoboken, NJ 07030-5991III

Coach: Stephen Hayn,
Stony Brook 1991

2004-05 RESULTS (13-13)

64 Denison †	56
61 Rochester	75
66 FDU-Florham	86
68 Yeshiva ■	50
58 Rutgers-Newark	74
55 New York U.	93
60 Drew ■	50
75 CCNY ■	53
76 Rensselaer	79
65 Mt. St. Mary (N.Y.)	69
68 Brooklyn ■	72
80 Merchant Marine	75
93 Centenary (N.J.) ■	40
68 Mt. St. Vincent	85
61 Manhattanville ■	56
50 Mt. St. Mary (N.Y.) ■	51
90 Purchase St. ■	61
67 Old Westbury ■	55
68 Maritime (N.Y.)	54
80 Mt. St. Vincent	70
70 Farmingdale ■	80
53 Manhattanville	55
37 Yeshiva	64
55 St. Joseph's (L.I.) ■	52
72 Centenary (N.J.)	77
64 Manhattanville	65

Nickname: Ducks
Colors: Red & Gray
Arena: Canavan Arena
Capacity: 1,500; Year Built: 1994
AD: Russell B. Rogers
SID: Tracy King

STILLMAN

Tuscaloosa, AL 35403III

Coach: Leon Douglas, Alabama 1976

2004-05 RESULTS (13-14)

89 North Ala.	99
64 Southern U.	78
68 West Ala. †	65
73 Xavier (La.)	82
75 West Ala. ■	69
71 Clark Atlanta ■	68
88 Montevallo	114
66 Alabama A&M	74
75 West Ala.	77
60 Miles	86
66 Tuskegee	74
73 Albany St. (Ga.)	82
54 Fort Valley St.	69
67 LeMoyne-Owen ■	58
74 Miles ■	76
66 Oakwood	63
72 Tuskegee ■	69
69 LeMoyne-Owen	81
86 Lane ■	71
83 Kentucky St. ■	69
76 Paine	78
64 Albany St. (Ga.) ■	63
68 Fort Valley St. ■	67
75 Clark Atlanta	65
66 Paine ■	61
86 Kentucky St.	91
78 Lane	72

Nickname: Tigers
Colors: Navy Blue & Old Gold
Arena: Birthright
Capacity: 1,000; Year Built: 1954

AD: Curtis Williams
SID: Wesley Peterson

STONEHILL

Easton, MA 02357II

Coach: David McLaughlin, Colby 1997

2004-05 RESULTS (20-8)

87 Caldwell	62
86 Glenville St. †	78
76 Mercyhurst	64
86 Bentley	91
68 St. Anselm ■	81
75 Le Moyne	68
71 Bryant	65
72 Mass.-Lowell ■	77
85 St. Michael's	81
77 Caldwell ■	60
86 Merrimack ■	72
82 American Int'l	48
79 Bryant ■	58
85 Assumption	70
83 St. Michael's ■	64
76 St. Anselm	72
61 Le Moyne ■	82
75 Merrimack	62
68 Bentley ■	75
68 Southern Conn. St.	60
99 Pace	95
80 St. Rose ■	69
56 Mass.-Lowell ■	61
78 Franklin Pierce ■	72
49 Southern N.H.	82
84 American Int'l ■	58
91 Assumption ■	81
69 American Int'l ■	80

Nickname: Chieftains
Colors: Purple & White
Arena: Merkert Gymnasium
Capacity: 2,200; Year Built: 1973
AD: Paula Sullivan
SID: Jim Seavey

STONY BROOK

Stony Brook, NY 11794I

Coach: Nick Macarchuk, Fairfield 1963

2004-05 RESULTS (12-17)

63 Utah	72
68 Army ■	54
77 Columbia	73
57 St. John's (N.Y.)	66
56 Lehigh ■	49
56 Rhode Island	62
80 Navy	78
69 Northeastern ■	75
54 Hofstra	66
56 Wagner ■	55
60 Maine	73
67 UMBC	74
73 New Hampshire ■	64
59 Vermont ■	76
67 Hartford ■	54
45 Binghamton	72
47 Boston U. ■	65
56 Northeastern	65
63 Maine ■	76
63 Albany (N.Y.)	69
42 UMBC ■	40
55 Vermont	82
74 Hartford	60
50 Boston U.	57
57 Binghamton ■	55
68 Albany (N.Y.) ■	63
66 New Hampshire	76
66 Hartford †	46
79 Northeastern †	90

Nickname: Seawolves
Colors: Scarlet, Blue & Gray
Arena: USB Sports Complex
Capacity: 4,100; Year Built: 1990

AD: James Fiore
SID: Rob Emmerich

SUFFOLK

Boston, MA 02114III

Coach: Dennis McHugh, Salem St. 1990

2004-05 RESULTS (8-18)

56 Framingham St. ■	63
55 New Hampshire	89
69 MIT ■	68
77 Mass.-Boston	76
57 Brandeis	73
70 Tufts ■	88
57 Western New Eng. ■	72
95 Albertus Magnus	75
71 Babson ■	84
58 Norwich ■	65
89 Southern Vt. ■	77
65 Johnson & Wales	67
75 Daniel Webster	70
59 Emmanuel (Mass.)	89
59 Emerson ■	62
58 Western New Eng.	70
76 Johnson & Wales ■	69
43 Emerson	54
71 Southern Vt.	87
90 Rivier ■	75
74 Daniel Webster ■	84
70 Emmanuel (Mass.) ■	74
55 Norwich	92
79 Albertus Magnus ■	66
64 Rivier	76
54 Emerson	85

Nickname: Rams
Colors: Blue & Gold
Arena: Regan Gymnasium
Capacity: 150; Year Built: 1991
AD: James E. Nelson
SID: Brenda K. Layman

SUL ROSS ST.

Alpine, TX 79832III

Coach: Doug Davalos, Houston 1994

2004-05 RESULTS (19-7)

86 Tex. Permian Basin	73
64 Mississippi Col. ■	59
78 Louisiana Col. ■	62
87 Austin	69
73 Ozarks (Ark.)	93
91 LeTourneau ■	78
93 East Tex. Baptist ■	67
79 Howard Payne ■	73
82 Tex. Permian Basin ■	68
82 Texas-Dallas	71
78 Texas-Tyler	76
69 McMurry	88
73 Hardin-Simmons	85
78 Howard Payne	79
62 Texas Lutheran ■	69
78 Schreiner ■	63
104 Concordia-Austin ■	76
85 Mary Hardin-Baylor ■	73
114 Concordia-Austin	101
86 Mary Hardin-Baylor	71
90 McMurry ■	85
91 Hardin-Simmons ■	94
81 Texas Lutheran	76
106 Schreiner	90
89 East Tex. Baptist †	77
64 Texas-Dallas †	75

Nickname: Lobos
Colors: Scarlet & Gray
Arena: Pete P. Gallego Center
Capacity: 3,100; Year Built: 2001
AD: Kay Whitley
SID: Travis Hendryx

SUSQUEHANNA

Selinsgrove, PA 17870-1025III

Coach: Frank Marcinek, Penn St. 1981

2004-05 RESULTS (3-21)

69 Elmira ■	48
49 King's (Pa.) ■	61
76 Marywood	75
61 Elizabethtown	77
79 Moravian ■	86
74 Goucher ■	81
59 Lycoming ■	76
49 Westmont	78
64 Lewis & Clark †	73
61 Catholic	64
46 Scranton	62
66 York (N.Y.) †	58
43 Messiah ■	58
34 Lebanon Valley	44
56 Juniata	67
63 Widener ■	66
51 Albright	67
73 Moravian	75
72 Elizabethtown ■	83
60 Lebanon Valley ■	61
62 Messiah	68
55 Widener	63
54 Juniata ■	70
69 Albright ■	73

Nickname: Crusaders
Colors: Orange & Maroon
Arena: O.W. Hauts Gymnasium
Capacity: 1,800; Year Built: 1976
AD: Pamela Samuelson
SID: Jim Miller

SWARTHMORE

Swarthmore, PA 19081-1397III

Coach: Lee Wimberly, Stanford 1968

2004-05 RESULTS (4-21)

65 Connecticut Col. ■	61
61 Williams ■	81
74 Drew	75
74 Neumann	80
79 Phila. Bible	84
68 Ursinus	82
48 Johns Hopkins ■	73
76 Whittier	85
82 Colorado Col. †	96
66 Washington (Md.)	81
78 Dickinson	86
65 McDaniel	62
51 Frank. & Marsh.	93
51 Gettysburg ■	57
56 Muhlenberg	63
61 Ursinus ■	75
70 Haverford ■	84
47 Frank. & Marsh. ■	67
52 Johns Hopkins	64
67 Dickinson ■	60
54 Muhlenberg ■	67
54 McDaniel	79
87 Washington (Md.) ■	86
50 Gettysburg	79
79 Haverford	92

Nickname: Garnet Tide
Colors: Garnet, Gray & White
Arena: Tarble Pavillion
Capacity: 1,800; Year Built: 1978
AD: Adam Hertz
SID: Mark Duzenski

SYRACUSE

Syracuse, NY 13244I

Coach: Jim Boeheim, Syracuse 1966

2004-05 RESULTS (27-7)

104 Northern Colo. ■	54
56 Princeton ■	45
71 Mississippi St. †	58
77 Memphis †	62

78	Siena	56
91	St. Bonaventure ■	67
68	Colgate ■	55
60	Oklahoma St. †	74
86	Binghamton ■	56
74	Drexel ■	54
82	Cornell ■	69
88	Rice ■	72
72	Albany (N.Y.) ■	55
80	Hofstra ■	75
79	St. John's (N.Y.)	65
75	Seton Hall ■	50
70	Notre Dame	61
75	Providence	71
78	Georgetown ■	73
72	West Virginia ■	64
86	Rutgers	84
69	Pittsburgh	76
60	Notre Dame ■	57
66	Connecticut ■	74
90	Villanova	75
64	Pittsburgh ■	68
60	Boston College	65
83	St. John's (N.Y.) ■	69
91	Providence ■	66
70	Connecticut	88
81	Rutgers †	57
67	Connecticut †	63
68	West Virginia †	59
57	Vermont †	60

Nickname: Orange
 Colors: Orange
 Arena: Carrier Dome
 Capacity: 33,000; Year Built: 1980
 AD: Daryl J. Gross
 SID: Pete Moore

TAMPA

Tampa, FL 33606-1490II

Coach: Richard Schmidt,
 Western Ky. 1964

2004-05 RESULTS (18-11)

102	P.R.-Cayey ■	58
80	Fla. Memorial	74
61	Shaw ■	52
97	Fla. Memorial ■	68
72	Clark Atlanta	58
70	Morehouse	72
91	St. Leo ■	95
68	St. Mary's (Tex.) ■	71
68	Fayetteville St. ■	65
91	Davenport	60
84	St. Ambrose ■	75
65	St. Xavier ■	48
68	Rollins ■	61
63	Barry	71
74	Florida Tech ■	66
72	Fla. Southern	79
78	Nova Southeastern ■	70
61	Eckerd	83
63	Lynn ■	81
74	St. Leo	76
73	Florida Tech	71
76	Barry ■	73
80	Rollins	57
55	Fla. Southern ■	51
52	Nova Southeastern	67
56	Eckerd ■	54
56	Lynn	86
56	Barry	54
57	Eckerd †	60

Nickname: Spartans
 Colors: Scarlet, Gold & Black
 Arena: Martinez Sports Center
 Capacity: 3,432; Year Built: 1984
 AD: Larry Marfise
 SID: Paul Martello

TARLETON ST.

Stephenville, TX 76402II

Coach: Lon Reisman, Pittsburg St. 1977

2004-05 RESULTS (25-9)

78	Hillsdale Free Will ■	52
75	Jarvis Christian ■	67
60	St. Mary's (Tex.)	69
76	Abilene Christian	68
65	Angelo St.	57
70	Eastern N.M. ■	52
80	West Tex. A&M ■	63
60	Neb.-Omaha †	73
60	Mo. Western St. †	86
80	Southern Nazarene ■	73
105	Dallas Christian ■	57
70	St. Mary's (Tex.) ■	58
63	Midwestern St.	61
75	Tex. A&M-Kingsville ■	62
60	Tex. A&M-Commerce ■	62
44	Northeastern St.	40
46	Central Okla. ■	59
57	Southeastern Okla. ■	52
63	East Central	66
72	Southwestern Okla.	70
58	Cameron ■	51
70	Northeastern St. ■	53
68	Central Okla.	75
74	Southeastern Okla.	63
99	East Central ■	65
67	Southwestern Okla. ■	53
85	Cameron	64
61	Tex. A&M-Kingsville ■	58
67	Tex. A&M-Commerce	68
75	Central Mo. St. †	72
65	Pittsburg St. †	59
75	Tex. A&M-Commerce	70
58	Cal Poly Pomona †	56
55	Bryant †	60

Nickname: Texans
 Colors: Purple & White
 Arena: Wisdom Gymnasium
 Capacity: 3,212; Year Built: 1970
 AD: Lon Reisman
 SID: Joey Roberts

TEMPLE

Philadelphia, PA 19122I

Coach: John Chaney,
 Bethune-Cookman 1955

2004-05 RESULTS (16-14)

78	Auburn ■	80
75	Georgetown	57
46	South Carolina	60
62	Arizona St. ■	65
53	Villanova †	52
52	Penn ■	51
71	Alabama	75
64	Wake Forest ■	67
48	Princeton ■	46
61	Massachusetts	49
74	Duke	82
77	Fordham ■	45
69	Maryland	80
71	St. Bonaventure ■	47
69	Xavier	54
47	Fordham	54
87	St. Bonaventure	66
74	Rhode Island ■	54
58	George Washington ■	74
78	Dayton ■	70
57	St. Joseph's	69
68	Duquesne	62
59	Richmond	53
56	St. Joseph's ■	63
61	Massachusetts ■	48
57	Rhode Island	65
73	La Salle ■	67

61	Dayton †	51
58	George Washington †	77
50	Virginia Tech	60

Nickname: Owls
 Colors: Cherry & White
 Arena: Liacouras Center
 Capacity: 10,206; Year Built: 1997
 AD: William Bradshaw
 SID: Larry Dougherty

TENNESSEE

Knoxville, TN 37996I

Coach: Buzz Peterson,
 North Carolina 1986

2004-05 RESULTS (14-17)

69	Stanford †	57
81	North Carolina †	94
70	Texas †	95
73	Wofford ■	67
68	Chattanooga ■	69
71	Xavier ■	69
71	Alabama St. ■	45
58	New Mexico	77
77	Belmont ■	68
90	Campbell ■	49
61	Nebraska ■	62
83	Coastal Caro. ■	51
72	Georgia	65
63	Vanderbilt ■	88
64	Mississippi St. ■	63
63	South Carolina	66
83	Florida	76
62	Louisville	85
62	Kentucky ■	84
59	Auburn	62
62	Vanderbilt	67
77	LSU ■	55
54	Alabama ■	72
73	Florida ■	84
58	Mississippi	60
80	South Carolina ■	72
68	Arkansas	70
61	Kentucky	73
78	Georgia ■	68
65	Arkansas †	46
62	Kentucky †	76

Nickname: Volunteers
 Colors: Orange & White
 Arena: Thompson-Boling Arena
 Capacity: 24,535; Year Built: 1987
 AD: Michael Hamilton
 SID: Craig Pinkerton

TENNESSEE ST.

Nashville, TN 37209-1561I

Coach: Cy Alexander, Catawba 1975

2004-05 RESULTS (14-17)

73	Western Ky.	76
65	Vanderbilt	87
60	Southern Ill.	83
75	Cal St. Northridge †	72
75	Delaware St. †	69
102	Trevecca Nazarene ■	97
81	Fisk ■	76
94	Middle Tenn.	96
86	Alabama A&M ■	67
68	Arkansas	96
79	Alabama	87
80	South Dakota St. ■	82
61	Iowa St.	67
64	Louisville	98
93	Jacksonville St.	69
68	Samford	79
105	Southeast Mo. St. ■	101
77	Eastern Ill. ■	62
92	Tenn.-Martin	76

74	Murray St.	82
51	Austin Peay	69
50	Tennessee Tech	71
75	Eastern Ky. ■	63
100	Morehead St. ■	65
61	Eastern Ill.	82
68	Southeast Mo. St.	85
74	Murray St. ■	68
68	Tenn.-Martin ■	74
87	Samford ■	85
63	Jacksonville St. ■	62
68	Eastern Ky.	74

Nickname: Tigers
 Colors: Blue & White
 Arena: Howard Gentry Complex
 Capacity: 10,500; Year Built: 1980
 AD: Teresa Phillips
 SID: Lee Wilmot

TENNESSEE TECH

Cookeville, TN 38505-0001I

Coach: Mike Sutton, East Caro. 1978

2004-05 RESULTS (18-11)

68	Mississippi	91
102	Virginia Intermont ■	62
87	Appalachian St.	98
63	Kentucky	92
93	Asbury ■	69
79	Bryan	45
54	East Tenn. St.	65
92	Jacksonville ■	74
57	Miami (Fla.)	69
62	St. Peter's †	65
98	Harvard †	93
86	Eastern Ill.	72
63	Southeast Mo. St. ■	61
63	Morehead St. ■	40
78	Eastern Ky. ■	64
82	Southeast Mo. St.	81
81	Eastern Ill.	68
77	Austin Peay	79
71	Tennessee St. ■	50
57	Samford	64
87	Jacksonville St.	88
72	Murray St.	68
56	Tenn.-Martin	59
71	Jacksonville St. ■	56
70	Samford ■	62
74	Austin Peay ■	59
74	Morehead St.	67
72	Eastern Ill. ■	68
61	Austin Peay †	67

Nickname: Golden Eagles
 Colors: Purple & Gold
 Arena: Eblen Center
 Capacity: 10,150; Year Built: 1977
 AD: Mark Wilson
 SID: Robert Schabert

TENN.-MARTIN

Martin, TN 38238-5021I

Coach: Bret Campbell,
 Valdosta St. 1983

2004-05 RESULTS (6-21)

46	Duke	88
84	Reinhardt ■	79
51	Illinois St.	80
87	Bethel (Tenn.) ■	46
74	Evansville	81
65	Arkansas St.	92
63	IPFW	61
66	Portland St.	79
64	Mississippi	92
53	Birmingham-So. †	64
70	North Texas †	75
67	Eastern Ky. ■	71

73	Morehead St. ■	81
75	Jacksonville St.	71
59	Samford	62
70	Murray St. ■	96
76	Tennessee St. ■	92
69	Morehead St.	75
71	Eastern Ky.	95
68	Southeast Mo. St. ■	75
91	Eastern Ill. ■	96
63	Austin Peay ■	67
59	Tennessee Tech ■	56
56	Murray St.	80
74	Tennessee St.	68
68	Eastern Ill.	72
52	Southeast Mo. St.	72

Nickname: Skyhawks
 Colors: Orange, White & Royal Blue
 Arena: Skyhawk Arena
 Capacity: 6,700; Year Built: 1978
 AD: Phil Dane
 SID: Joe Lofaro

TEXAS

Austin, TX 78712I

Coach: Rick Barnes, Lenoir-Rhyne 1977

2004-05 RESULTS (20-11)

95	Texas St. ■	63
84	Chaminade †	62
80	Iowa †	82
95	Tennessee †	70
86	Coppin St. ■	50
70	Seton Hall	62
86	North Texas ■	57
85	Texas-Arlington ■	70
88	Wake Forest	89
97	Centenary (La.) ■	52
100	Texas-San Antonio ■	82
89	UNLV ■	82
74	Memphis ■	67
79	Baylor ■	60
63	Texas A&M	74
63	Nebraska	53
75	Oklahoma St. ■	61
60	Oklahoma	64
80	Texas Tech ■	73
65	Kansas	90
80	Iowa St. ■	92
79	Colorado	88
75	Kansas St. ■	72
75	Texas A&M ■	40
75	Baylor	60
65	Texas Tech	69
63	Missouri ■	51
58	Oklahoma ■	74
74	Oklahoma St.	73
69	Colorado †	81
57	Nevada †	61

Nickname: Longhorns
 Colors: Burnt Orange & White
 Arena: Frank Erwin Center
 Capacity: 16,755; Year Built: 1977
 AD: DeLoss Dodds
 SID: Scott McConnell

TEXAS A&M

College Station, TX 77843-1228 I

Coach: Billy Gillispie, Texas St. 1983

2004-05 RESULTS (21-10)

89	N.C. A&T ■	56
67	Trinity (Tex.) ■	48
98	Tex. Permian Basin ■	36
81	Oakland ■	63
82	Prairie View ■	40
71	Alabama A&M ■	68
78	La.-Monroe ■	36
90	Chicago St. ■	70
97	Grambling ■	66
93	Houston	80

62	Penn St.	60
60	Kansas	65
74	Texas ■	63
56	Texas Tech	70
54	Oklahoma ■	70
65	Kansas St. ■	51
67	Nebraska	77
74	Baylor ■	62
65	Oklahoma	69
91	Missouri ■	63
59	Oklahoma St. ■	66
40	Texas	75
92	Colorado	77
75	Iowa St. ■	59
85	Texas Tech ■	63
63	Oklahoma St.	69
84	Baylor ■	76
62	Kansas St. †	68
82	Clemson ■	74
75	DePaul	72
51	St. Joseph's ■	58

Nickname: Aggies
 Colors: Maroon & White
 Arena: Reed Arena
 Capacity: 12,500; Year Built: 1998
 AD: C. William Byrne Jr.
 SID: Colin Killian

TEX. A&M-COMMERCE

Commerce, TX 75428II

Coach: Sam Walker,
 Sam Houston St. 1991

2004-05 RESULTS (28-5)

73	Ouachita Baptist †	71
69	St. Edward's	53
88	Southern Ark. ■	75
75	Ark.-Monticello †	82
69	Incarnate Word	61
59	Northeastern St. ■	57
110	Central Okla. ■	101
69	Southern Ark.	74
71	East Central	39
64	Southeastern Okla.	50
90	LSU-Shreveport ■	69
70	St. Edward's ■	49
70	Southwestern Okla. ■	64
94	Cameron ■	69
53	Midwestern St.	58
62	Tarleton St.	60
97	Eastern N.M.	90
67	West Tex. A&M	50
99	Abilene Christian ■	55
87	Angelo St. ■	68
89	Tex. A&M-Kingsville ■	73
87	Midwestern St. ■	61
69	Tex. A&M-Kingsville	72
80	Eastern N.M. ■	73
75	West Tex. A&M ■	59
85	Abilene Christian	84
82	Angelo St.	62
59	Southeastern Okla. ■	42
68	Tarleton St. ■	67
77	West Tex. A&M ■	62
62	Southwestern Okla. ■	57
81	Central Okla. ■	73
70	Tarleton St. ■	75

Nickname: Lions
 Colors: Blue & Gold
 Arena: A&M-C Field House
 Capacity: 5,000; Year Built: 1950
 AD: James Johnson
 SID: Bill Powers

TEX. A&M-CORP. CHRIS.

Corpus Christi, TX 78412I

Coach: Ronnie Arrow, Texas St. 1969

2004-05 RESULTS (20-8)

82	Texas A&M Int'l ■	46
70	Florida St.	67
58	Kent St.	76

85	TCU ■	79
71	Old Dominion ■	67
65	Prairie View	48
73	Baylor	98
65	Texas Southern	63
54	Alabama	76
85	Alcorn St. ■	41
67	Northern Ill. ■	73
86	Chicago St.	59
61	Oklahoma St. ■	86
85	Savannah St.	55
80	Drake	91
88	Savannah St. ■	54
73	Utah Valley St.	96
87	Northern Colo.	81
66	Tex.-Pan American	61
76	IPFW ■	61
72	Tex.-Pan American ■	70
103	Wiley ■	64
62	Longwood	43
51	Northwestern	59
96	Central Baptist ■	53
73	Utah Valley St. ■	47
69	IPFW	77
99	Huston-Tillotson ■	67

Nickname: Islanders
 Colors: Blue, Green & Silver
 Arena: American Bank Center
 Capacity: 10,000; Year Built: 2004
 AD: Dan Viola
 SID: Craig Merriman

TEX. A&M-KINGSVILLE

Kingsville, TX 78363II

Coach: Pete Peterson,
 Southwestern (Kan.) 1979

2004-05 RESULTS (17-11)

71	Texas A&M Int'l	59
53	St. Mary's (Tex.)	75
75	Central Okla. ■	80
58	Northeastern St. ■	47
62	Southeastern Okla.	52
54	East Central	66
69	Okla. Panhandle ■	57
72	Incarnate Word ■	51
85	Texas A&M Int'l	73
67	St. Mary's (Tex.)	69
81	Incarnate Word	60
100	Cameron ■	103
70	Southwestern Okla. ■	56
60	Okla. Panhandle	58
62	Tarleton St.	75
78	Angelo St.	77
92	Abilene Christian	78
66	West Tex. A&M ■	58
85	Eastern N.M. ■	72
65	Midwestern St.	77
73	Tex. A&M-Commerce	89
67	Midwestern St. ■	69
72	Tex. A&M-Commerce ■	69
86	Angelo St. ■	64
88	Abilene Christian ■	59
70	West Tex. A&M	81
82	Eastern N.M.	73
58	Tarleton St.	61

Nickname: Javelinas
 Colors: Blue & Gold
 Arena: Steinke PE Center
 Capacity: 4,000; Year Built: 1970
 AD: Jill Willson
 SID: Derek Smolik

TCU

Fort Worth, TX 76129-0001I

Coach: Neil Dougherty, Cameron 1984

2004-05 RESULTS (21-14)

90	Texas-Arlington ■	61
74	Shawnee St. ■	60
83	Texas Tech ■	68
62	Old Dominion ■	67
79	Tex. A&M-Corp. Chris	85
71	Florida St. †	70
88	North Texas	78

74	Kansas	93
65	Southern Methodist ■	51
95	Vanderbilt	78
53	Md.-East. Shore ■	53
76	Ark.-Pine Bluff ■	55
98	Grambling ■	83
64	Texas St. ■	52
61	Louisville	86
73	Tulane	62
61	Memphis	59
58	Houston ■	51
48	St. Louis	56
87	Charlotte	94
57	Memphis ■	72
62	DePaul	64
71	East Caro. ■	59
63	Marquette ■	62
76	UAB ■	65
57	Houston	69
77	Tulane	63
74	Cincinnati ■	89
70	South Fla.	53
64	Southern Miss.	66
60	Marquette †	57
61	Louisville †	85
60	Miami (Ohio)	58
78	Western Mich.	76
73	Maryland	85

Nickname: Horned Frogs
 Colors: Purple & White
 Arena: Daniel-Meyer Coliseum
 Capacity: 7,201; Year Built: 1961
 AD: Daniel Morrison
 SID: Drew Harris

TEXAS LUTHERAN

Seguin, TX 78155-5999III

Coach: Tom Oswald,
 Texas-San Antonio 1996

2004-05 RESULTS (13-12)

75	Kalamazoo †	60
59	Wheaton (Ill.)	64
45	Texas-San Antonio	69
89	East Tex. Baptist ■	72
67	LeTourneau ■	53
70	Texas-Tyler	74
74	Schreiner ■	62
88	Austin ■	46
60	Texas-Dallas	52
75	Ozarks (Ark.) ■	45
72	Louisiana Col.	50
43	Mississippi Col.	53
48	Mary Hardin-Baylor ■	45
89	Concordia-Austin ■	75
69	Sul Ross St.	62
44	Howard Payne	67
50	Hardin-Simmons	58
58	McMurry	80
54	Hardin-Simmons ■	59
62	McMurry ■	57
55	Schreiner	64
50	Mary Hardin-Baylor	53
85	Concordia-Austin	88
76	Sul Ross St. ■	81
73	Howard Payne ■	55

Nickname: Bulldogs
 Colors: Black & Gold
 Arena: Memorial Gym
 Capacity: 1,500; Year Built: 1952
 AD: Bill Miller
 SID: Tim Clark

TEXAS SOUTHERN

Houston, TX 77004I

Coach: Ronnie Courtney, McMurry 1981

2004-05 RESULTS (11-15)

62	Florida St.	71
63	Chicago St. ■	57
58	Nebraska	78
67	Bethune-Cookman	70
81	Jarvis Christian ■	68

60	Dayton.....	79
63	Tex. A&M-Corp. Chris ■.....	65
74	Nicholls St.	84
50	Southern U.	53
67	Alcorn St.	72
68	Prairie View †.....	65
76	Jackson St. ■.....	66
64	Grambling ■.....	66
67	Ark.-Pine Bluff.....	61
50	Mississippi Val.	76
76	Alabama A&M ■.....	78
58	Alabama St. ■.....	66
70	Prairie View †.....	76
54	Jackson St.	72
69	Grambling.....	81
62	Ark.-Pine Bluff ■.....	52
78	Mississippi Val. ■.....	72
82	Alabama A&M.....	75
56	Alabama St.	54
73	Southern U. ■.....	71
63	Alcorn St. ■.....	57

Nickname: Tigers
 Colors: Maroon & Gray
 Arena: Health & Physical Education
 Arena
 Capacity: 8,100; Year Built: 1988
 AD: Alois Blackwell
 SID: Rodney Bush

TEXAS ST.

San Marcos, TX 78666-4615I

Coach: Dennis Nutt, TCU 1986
2004-05 RESULTS (14-14)

63	Texas.....	95
73	St. Edward's ■.....	56
65	Alcorn St.	49
57	Southern Methodist.....	74
69	Utah Valley St. ■.....	60
59	St. Gregory's.....	48
87	Rochester College ■.....	61
65	Colorado St.	83
82	Northern Colo.	86
90	McMurry ■.....	78
52	TCU.....	64
57	McNeese St.	69
73	Lamar.....	78
72	Nicholls St. ■.....	58
71	La.-Monroe.....	67
69	Northwestern St. ■.....	72
66	Sam Houston St. ■.....	54
39	Southeastern La.	51
97	Nicholls St.	79
75	Texas-Arlington ■.....	72
59	Stephen F. Austin.....	76
69	Texas-San Antonio.....	88
54	La.-Monroe ■.....	52
83	Lamar ■.....	75
68	McNeese St. ■.....	73
66	Texas-Arlington.....	62
76	Texas-San Antonio ■.....	81
58	Southeastern La.	75

Nickname: Bobcats
 Colors: Maroon & Gold
 Arena: Strahan Coliseum
 Capacity: 7,200; Year Built: 1979
 AD: Larry Teis
 SID: Ron Mears

TEXAS TECH

Lubbock, TX 79409-3021I

Coach: Bob Knight, Ohio St. 1962
2004-05 RESULTS (22-11)

119	UNC Asheville ■.....	55
68	TCU.....	83
93	Centenary (La.) ■.....	41
105	Southern Methodist ■.....	67
72	UTEP.....	57
81	Northern Ariz. ■.....	65
71	Ohio St. †.....	77
53	Iowa †.....	83
98	Georgia St. ■.....	56

97	San Francisco ■.....	53
88	Northern Colo. ■.....	68
66	Oklahoma St. ■.....	76
79	Kansas St.	76
70	Texas A&M ■.....	56
78	Missouri.....	62
73	Texas.....	80
84	Nebraska ■.....	68
97	Colorado ■.....	90
88	Oklahoma.....	81
83	Baylor ■.....	67
68	Iowa St.	81
80	Kansas ■.....	79
56	Oklahoma St.	85
69	Texas ■.....	65
63	Texas A&M.....	85
72	Baylor.....	66
54	Oklahoma ■.....	74
64	Iowa St. †.....	56
69	Oklahoma †.....	63
68	Oklahoma St. †.....	72
78	UCLA †.....	66
71	Gonzaga †.....	69
60	West Virginia †.....	65

Nickname: Red Raiders
 Colors: Scarlet & Black
 Arena: United Spirit Arena
 Capacity: 15,098; Year Built: 1999
 AD: Gerald L. Myers
 SID: Randy Farley

TEXAS-ARLINGTON

Arlington, TX 76013I

Coach: Eddie McCarter, UAB 1975
2004-05 RESULTS (13-15)

61	TCU.....	90
77	Tex. Permian Basin ■.....	64
88	New Mexico St.	67
79	Wyoming.....	86
77	Texas Wesleyan ■.....	72
92	San Diego.....	83
70	Texas.....	85
95	Texas-Tyler ■.....	81
51	South Fla.	81
55	New Mexico ■.....	64
76	Nicholls St.	65
41	Southeastern La.	57
58	Northwestern St. ■.....	69
84	McNeese St.	75
54	Sam Houston St.	77
80	La.-Monroe ■.....	76
62	Stephen F. Austin ■.....	55
83	McNeese St. ■.....	78
72	Texas St.	75
72	Texas-San Antonio ■.....	79
66	Lamar ■.....	85
74	St. Edward's ■.....	63
63	La.-Monroe.....	51
58	Stephen F. Austin.....	66
78	Texas-San Antonio.....	96
62	Texas St.	66
78	Nicholls St. ■.....	66
67	Northwestern St.	81

Nickname: Mavericks
 Colors: Royal Blue & White
 Arena: Texas Hall
 Capacity: 4,200; Year Built: 1965
 AD: Peter D. Carlon
 SID: Bill Pettit

TEXAS-DALLAS

Richardson, TX 75083-0688III

Coach: Terry Butterfield, Eckerd 1979
2004-05 RESULTS (15-14)

58	Mary Hardin-Baylor †.....	72
72	Dallas †.....	54
59	Hardin-Simmons.....	65
66	McMurry.....	79
61	Dallas ■.....	43
92	Concordia-Austin.....	81
68	Mary Hardin-Baylor.....	70
52	Texas Lutheran ■.....	60
83	Schreiner.....	64

71	Sul Ross St. ■.....	82
91	Howard Payne ■.....	78
62	Texas-Tyler.....	79
80	Ozarks (Ark.).....	87
56	Austin.....	65
46	Mississippi Col. ■.....	64
79	Louisiana Col. ■.....	70
61	Texas-Tyler ■.....	75
96	East Tex. Baptist ■.....	77
75	LeTourneau ■.....	50
52	East Tex. Baptist.....	72
84	LeTourneau.....	83
94	Ozarks (Ark.) ■.....	76
77	Austin.....	66
62	Mississippi Col.	74
67	Louisiana Col.	58
73	McMurry †.....	69
75	Sul Ross St. †.....	64
73	Mississippi Col.	55
66	Trinity (Tex.).....	72

Nickname: Comets
 Colors: Forest Green & Orange
 Arena: UTD Activity Center
 Capacity: 2,500; Year Built: 1998
 AD: Chris C. Gage
 SID: Tricia Hoffmann

UTEP

El Paso, TX 79968I

Coach: Doc Sadler, Arkansas 1982

2004-05 RESULTS (27-8)

83	Delaware St. ■.....	50
83	Jackson St. ■.....	57
66	Arizona St. †.....	65
62	Southern Ill. †.....	68
67	IPFW.....	58
57	Texas Tech.....	72
69	Okla. Panhandle ■.....	44
75	New Mexico St.	64
79	New Mexico St. ■.....	61
72	Occidental ■.....	46
89	Alabama St. ■.....	57
68	Princeton ■.....	42
91	Boise St.	77
96	Rice ■.....	67
105	Tulsa ■.....	70
83	Nevada.....	80
63	Fresno St.	66
71	Hawaii ■.....	70
69	San Jose St.	65
60	Southern Methodist.....	55
65	Louisiana Tech.....	80
54	Tulsa.....	65
73	Rice.....	71
93	Fresno St. ■.....	80
60	Nevada ■.....	62
70	San Jose St.	62
66	Pacific.....	73
71	Hawaii.....	67
89	Louisiana Tech ■.....	69
79	Southern Methodist ■.....	74
78	Boise St. ■.....	64
80	Hawaii †.....	62
85	Rice †.....	77
91	Boise St. †.....	78
54	Utah †.....	60

Nickname: Miners
 Colors: Dark Blue, Orange & Silver
 Arena: Don Haskins Center
 Capacity: 11,500; Year Built: 1977
 AD: Bob Stull
 SID: Jeff Darby

TEX-PAN AMERICAN

Edinburg, TX 78541I

Coach: Robert Davenport,
 Okla. Baptist 1988

2004-05 RESULTS (12-16)

76	Texas A&M Int'l ■.....	59
63	Missouri St.	88
82	Southwestern Aly God ■.....	53
83	Sam Houston St. ■.....	72
66	Lamar.....	74

85	North Texas ■.....	92
82	Tex. Permian Basin ■.....	45
69	Birmingham-So. ■.....	57
77	Wright St.	59
76	Mississippi Val. ■.....	73
54	UNLV.....	74
48	Northwestern.....	56
54	Oklahoma.....	94
51	Air Force.....	84
70	Northern Colo.	84
51	Utah Valley St.	73
90	Texas-San Antonio ■.....	78
64	Alcorn St.	54
61	Tex. A&M-Corp. Chris ■.....	66
77	Northern Colo. ■.....	72
83	IPFW ■.....	74
70	Tex. A&M-Corp. Chris.....	72
54	Vanderbilt.....	90
69	Birmingham-So.	78
79	Central Baptist.....	69
71	Utah Valley St. ■.....	75
49	IPFW.....	66
61	New Mexico St.	78

Nickname: Broncs
 Colors: Forest Green, Burnt Orange & White
 Arena: UTPA Fieldhouse
 Capacity: 4,000; Year Built: 1969
 AD: Scott Street
 SID: Dave Geringer

TEXAS-SAN ANTONIO

San Antonio, TX 78249-0691I

Coach: Tim Carter, Kansas 1979
2004-05 RESULTS (15-13)

84	Texas-Tyler.....	56
69	Texas Lutheran ■.....	45
86	Texas A&M Int'l ■.....	68
58	Murray St.	69
64	Louisiana Tech.....	73
79	Louisiana Tech ■.....	71
69	Kansas St.	73
79	Wichita St.	84
82	Texas.....	100
81	New Mexico St. ■.....	74
80	La.-Monroe.....	65
66	Northwestern St.	71
79	Nicholls St. ■.....	69
78	Tex.-Pan American.....	90
80	McNeese St.	75
86	Northwestern St. ■.....	78
54	Southeastern La. ■.....	63
56	Sam Houston St. ■.....	72
83	Lamar.....	85
79	Texas-Arlington.....	72
88	Texas St. ■.....	69
66	Southeastern La.	69
83	Nicholls St.	78
83	Lamar.....	88
96	Texas-Arlington ■.....	78
69	Stephen F. Austin ■.....	65
81	Texas St.	76
83	Lamar ■.....	91

Nickname: Roadrunners
 Colors: Orange, Blue & White
 Arena: Convocation Center
 Capacity: 5,100; Year Built: 1971
 AD: Lynn Hickey
 SID: Rick Nixon

THIEL

Greenville, PA 16125III

Coach: Mike Snell, Ohio 1985
2004-05 RESULTS (8-19)

50	Muskingum †.....	85
82	Baldwin-Wallace ■.....	86
47	Robert Morris.....	107
87	Hiram ■.....	81
67	Penn St.-Altoona ■.....	59
58	York (Pa.).....	99

63 Penn St.-Altoona	58
66 Allegheny	79
62 Muskingum	89
54 Houghton †	66
87 Juniata ■	91
72 Fredonia St. ■	75
89 Case Reserve ■	97
66 Bethany (W.V.)	86
100 Westminster (Pa.)	125
63 Waynesburg ■	83
50 Grove City	65
70 Wash. & Jeff.	72
81 Lancaster Bible	87
72 Bethany (W.V.) ■	78
119 Westminster (Pa.) ■	114
78 Waynesburg	76
75 Grove City ■	70
70 Wash. & Jeff. ■	76
110 Westminster (Pa.)	107
86 Bethany (W.V.)	126

Nickname: Tomcats
 Colors: Navy Blue & Old Gold
 Arena: Rissell-Beeghly Gymnasium
 Capacity: 1,000; Year Built: 1968
 AD: Joe Schaly
 SID: Kevin Fenstermacher

THOMAS

Waterville, ME 04901III

Coach: James Libby, Nasson

2004-05 RESULTS (9-17)

84 Anna Maria ■	73
92 Rivier	85
83 Me.-Farmington	91
83 St. Joseph's (Me.) ■	75
60 Colby	77
74 New England	92
66 New England Col.	95
54 Goucher †	90
72 Palm Beach Atl.	92
56 Flagler	103
33 McKendree	102
84 Becker	64
80 Elms	86
83 Maine Maritime ■	66
41 Lasell	78
87 Husson ■	98
107 Me.-Presque Isle ■	72
85 Maine Maritime	83
79 Me.-Farmington ■	87
95 Mount Ida	90
77 Husson	96
69 Lasell ■	81
63 St. Joseph's (Me.)	81
100 Johnson St. ■	84
79 Castleton St. ■	84
51 Lasell	83

Nickname: Terriers
 Colors: Black & Red
 Arena: P.E. Center
 Capacity: 1,000
 AD: Heidi Poland
 SID: To be named

THOMAS MORE

Crestview Hills,
 KY 41017-3495III

Coach: Terry Connor,
 Thomas More 1992

2004-05 RESULTS (7-18)

86 Anderson (Ind.) †	76
78 Defiance †	94
83 Northern Ky.	106
67 Wilmington (Ohio) ■	65
102 Mt. St. Joseph ■	99
73 Centre	95
62 Maryville (Tenn.) ■	99
56 Transylvania ■	76

56 Manchester †	78
98 Marietta	104
42 Rose-Hulman	78
95 Phila. Bible †	81
58 Dallas	63
92 Berea	74
110 LaGrange ■	91
50 Huntingdon ■	70
87 Fisk	101
74 Asbury	76
65 Maryville (Tenn.)	102
117 Piedmont	104
52 Centre ■	70
79 Piedmont ■	100
83 Fisk ■	91
89 LaGrange	97
69 Huntingdon	88

Nickname: Saints
 Colors: Royal Blue, White & Silver
 Arena: Connor Convocation Center
 Capacity: 1,200; Year Built: 1989
 AD: Terry Connor
 SID: J. Ameer Rasheed

TIFFIN

Tiffin, OH 44883-2161II

Coach: Andre'as James, Tiffin 1999

2004-05 RESULTS (12-15)

72 Daemen ■	87
76 Mich.-Dearborn ■	85
72 Central St. (Ohio) ■	93
59 Walsh ■	78
72 Houghton	64
67 Roberts Wesleyan	61
76 Wilberforce ■	69
60 Ohio Dominican	91
86 Madonna †	75
136 Penn St.-Beaver †	64
72 St. Joseph's (Ind.)	113
78 Malone	82
75 Shawnee St. ■	65
68 Mt. Vernon Naz. ■	85
63 Urbana	73
79 Cedarville	96
83 Wilberforce	79
68 Shawnee St.	79
86 Malone ■	83
72 Urbana ■	60
72 Mt. Vernon Naz.	84
64 Ohio Dominican ■	72
69 Rio Grande	64
84 Cedarville ■	80
88 Walsh	94
78 Rio Grande ■	66
85 Ashland ■	100

Nickname: Dragons
 Colors: Green & Gold
 Arena: Gillmor Student Center
 Capacity: 1,500
 AD: Ian S. Day
 SID: Shane O'Donnell

TOLEDO

Toledo, OH 43606I

Coach: Stan Joplin, Toledo 1979

2004-05 RESULTS (16-13)

57 Vanderbilt	73
64 Wright St.	74
71 East Caro.	73
83 Nevada ■	75
54 Duke	82
65 Middle Tenn. †	70
81 Delaware †	58
68 Auburn †	65
90 Lake Superior St. ■	71
70 Eastern Mich.	75
70 Akron ■	59
54 Buffalo	56
77 Ball St. ■	67

83 Marshall	74
69 Bowling Green	70
68 Ohio	76
73 Kent St. ■	70
83 Western Mich. ■	77
64 Miami (Ohio) ■	76
64 Central Mich.	56
58 Bowling Green ■	50
74 Northern Ill. ■	58
79 Akron	81
78 Southern Methodist ■	67
59 Ball St.	63
68 Central Mich. ■	44
81 Northern Ill.	75
78 Eastern Mich. ■	70
72 Buffalo †	85

Nickname: Rockets
 Colors: Blue & Gold
 Arena: John F. Savage Hall
 Capacity: 9,000; Year Built: 1976
 AD: Michael E. O'Brien
 SID: Steve Easton

TOWSON

Towson, MD 21252-0001I

Coach: Pat Kennedy, King's (Pa.) 1975

2004-05 RESULTS (5-24)

53 Ohio St.	74
71 Morgan St. †	69
69 Norfolk St. ■	58
51 Morgan St.	54
58 Col. of Charleston ■	78
61 George Mason	79
61 UMBC	63
64 American ■	75
84 VMI	69
69 George Washington	85
61 Lehigh ■	64
86 Delaware ■	66
58 Va. Commonwealth ■	70
56 Old Dominion ■	65
59 UNC Wilmington	77
86 James Madison ■	69
55 Drexel	76
65 William & Mary	83
64 Hofstra ■	84
57 UNC Wilmington ■	61
59 Old Dominion	70
61 Va. Commonwealth	84
57 George Mason ■	62
55 Delaware	65
59 Hofstra	68
58 James Madison	68
50 William & Mary ■	57
60 Drexel ■	66
56 Delaware †	76

Nickname: Tigers
 Colors: Gold, White & Black
 Arena: Towson Center
 Capacity: 5,000; Year Built: 1976
 AD: R. Wayne Edwards
 SID: Peter Schlehr

TRANSYLVANIA

Lexington, KY 40508-1797III

Coach: Brian Lane, Transylvania 1990

2004-05 RESULTS (20-6)

64 Maryville (Mo.) †	62
57 Webster †	61
75 Greensboro †	48
80 Rust †	76
78 Heidelberg ■	43
69 Centre	68
79 Maryville (Tenn.) ■	77
76 Thomas More	56
68 St. Norbert †	50
74 Wooster	80
86 Defiance ■	76
69 Anderson (Ind.)	51

71 Mt. St. Joseph ■	67
80 Bluffton	75
68 Hanover ■	66
57 Manchester	58
81 Franklin ■	73
88 Anderson (Ind.) ■	82
78 Mt. St. Joseph	67
90 Bluffton ■	64
65 Hanover	83
80 Manchester ■	82
63 Franklin	48
76 Defiance	73
81 Anderson (Ind.) ■	64
67 Franklin †	73

Nickname: Pioneers
 Colors: Crimson & White
 Arena: Clive M. Beck Center
 Capacity: 1,200; Year Built: 2002
 AD: T. Michael Kinder/Ted Kinder
 SID: Glenn Osborne

TRINITY (CONN.)

Hartford, CT 06106.....III

Coach: Stan Ogradnik, Providence 1963

2004-05 RESULTS (19-7)

91 Ursinus ■	66
103 Rhode Island Col. ■	82
83 Eastern Conn. St. ■	63
74 Lynchburg	57
70 Wash. & Lee	58
68 Western Conn. St.	71
75 Curry ■	67
78 Lasell ■	56
75 Springfield	77
74 Occidental	60
48 Pomona-Pitzer	61
80 Coast Guard ■	67
79 Clark (Mass.)	69
82 Amherst ■	85
94 Connecticut Col.	65
68 Wesleyan (Conn.) ■	63
76 Colby	68
93 Bowdoin	73
94 Middlebury ■	70
91 Williams ■	84
72 Elms ■	65
81 Tufts	93
67 Bates	69
85 Hunter ■	58
78 Wesleyan (Conn.) ■	64
72 Amherst	75

Nickname: Bantams
 Colors: Blue & Gold
 Arena: Oosting Gym
 Capacity: 2,000; Year Built: 1963
 AD: Richard J. Hazelton
 SID: David Kingsley

TRINITY (TEX.)

San Antonio, TX 78212-7200 ..III

Coach: Pat Cunningham,
 Kalamazoo 1974

2004-05 RESULTS (25-7)

63 Colorado Col. †	47
64 Colorado St.-Pueblo	66
48 Texas A&M	67
94 Whitworth ■	73
76 Kalamazoo ■	47
60 Southwestern (Tex.)	63
53 Southwestern Okla. †	59
88 Newman †	77
67 Ill. Wesleyan †	63
61 Ohio Wesleyan †	57
83 Howard Payne	61
89 Dallas	40
94 Hendrix	41
78 Rhodes	51
73 DePauw ■	65

72	Rose-Hulman ■	55
73	Centre ■	65
77	Sewanee ■	62
64	Southwestern (Tex.) ■	61
64	Millsaps	67
62	Oglethorpe	76
82	Hendrix ■	42
77	Rhodes ■	70
58	DePauw	50
63	Rose-Hulman	52
84	Millsaps †	69
80	Centre †	61
72	Sewanee †	53
72	Texas-Dallas ■	66
65	Pomona-Pitzer ■	53
73	Hanover †	65
55	Wis.-Stevens Point	61

Nickname: Tigers
 Colors: Maroon & White
 Arena: Earl C. Sams Gymnasium
 Capacity: 1,850; Year Built: 1992
 AD: Robert C. King
 SID: Justin Parker

TROY

Troy, AL 36082.....I

Coach: Don Maestri,
 Southern Miss. 1969

2004-05 RESULTS (12-18)

80	Winthrop †	89
54	Arkansas †	89
55	St. Louis †	63
111	Piedmont ■	64
73	Belmont ■	86
68	Lipscomb ■	77
63	Missouri St.	110
49	Mississippi	81
48	Alabama St.	61
72	Pepperdine †	69
66	New Mexico	88
87	Jacksonville	76
56	Stetson	53
77	Gardner-Webb ■	71
89	Georgia St. ■	96
76	UCF	87
99	Fla. Atlantic	93
97	Mercer ■	70
87	Campbell ■	61
84	Georgia St.	73
101	Mercer	105
73	UCF ■	77
80	Fla. Atlantic ■	82
69	Gardner-Webb	76
60	Campbell	56
85	Jacksonville ■	73
80	Stetson ■	72
79	Lipscomb	87
64	Belmont	75
62	Gardner-Webb †	64

Nickname: Trojans
 Colors: Cardinal, Silver & Black
 Arena: Trojan Arena
 Capacity: 4,000; Year Built: 1964
 AD: Steve Dennis
 SID: Josh Underwood

TRUMAN

Kirkville, MO 63501-4221II

Coach: Jack Schrader, Arizona St. 1975

2004-05 RESULTS (8-19)

57	Minn. St. Mankato	99
82	Augustana (S.D.) †	91
47	Illinois St.	82
58	Neb.-Omaha	76
68	South Dakota †	80
77	Upper Iowa ■	55
75	Quincy	71
82	Lincoln (Mo.) ■	58

76	Lincoln (Mo.)	74
47	Mo. Southern St.	48
58	Pittsburg St.	66
65	Emporia St. ■	69
54	Mo. Western St.	65
56	Washburn ■	66
73	Northwest Mo. St.	76
52	Central Mo. St. ■	72
69	Southwest Baptist	75
73	Mo. Southern St. ■	62
71	Southwest Baptist ■	73
69	Central Mo. St.	83
72	Mo.-Rolla ■	54
54	Northwest Mo. St. ■	65
73	Washburn	89
71	Mo. Western St. ■	60
63	Emporia St.	64
66	Mo.-Rolla	56
66	Pittsburg St. ■	68

Nickname: Bulldogs
 Colors: Purple & White
 Arena: Pershing
 Capacity: 3,000; Year Built: 1959
 AD: Jerry Wollmering
 SID: Daniel Newton

TUFTS

Medford, MA 02155.....III

Coach: Robert Sheldon,
 St. Lawrence 1977

2004-05 RESULTS (16-10)

84	Washington-St. Louis	99
88	Whittier †	76
77	Springfield ■	88
89	Salem St. ■	104
54	MIT	51
77	Babson	69
64	Clark (Mass.)	63
97	Plymouth St. ■	98
88	Suffolk	70
116	Mass.-Boston ■	97
72	Brandeis	87
76	Colby ■	69
82	Bowdoin ■	65
79	Wheaton (Mass.)	91
95	Williams	78
91	Middlebury	82
84	Wesleyan (Conn.)	83
73	Connecticut Col.	74
78	Keene St.	90
78	Mass.-Dartmouth	66
78	Bates	73
97	Newbury ■	61
93	Trinity (Conn.) ■	81
61	Amherst ■	94
99	Colby ■	88
54	Bates †	60

Nickname: Jumbos
 Colors: Brown & Blue
 Arena: Cousens Gym
 Capacity: 1,000; Year Built: 1932
 AD: Bill Gehling
 SID: Paul Sweeney

TULANE

New Orleans, LA 70118-0000 ..I

Coach: Shawn Finney, Fairmont St. 1985

2004-05 RESULTS (10-18)

58	LSU	83
66	Louisiana Tech †	69
84	Prairie View ■	63
54	New Orleans	55
73	Loyola (La.) ■	50
72	Northwestern St.	85
74	Savannah St. ■	55
73	N.C. A&T ■	54
51	Princeton †	59
71	Alabama St. †	59
82	VMI ■	74

41	St. Louis	57
68	Marquette ■	82
62	TCU	73
63	DePaul ■	81
76	UAB ■	73
60	Southern Miss.	61
63	Houston	61
69	Louisville ■	105
66	South Fla.	86
75	Southern Miss. ■	72
71	Memphis	103
67	Charlotte ■	86
63	TCU ■	77
58	UAB	87
56	Cincinnati	77
77	East Caro. ■	71
71	DePaul †	81

Nickname: Green Wave
 Colors: Olive Green & Sky Blue
 Arena: Avron B. Fogelman Arena
 Capacity: 3,600; Year Built: 1933
 AD: Rick Dickson
 SID: John Sudsbury

TULSA

Tulsa, OK 74104-3189I

Coach: John Phillips, Oklahoma St. 1973

2004-05 RESULTS (9-20)

66	Wright St. ■	72
63	Northwestern St. ■	54
73	Arkansas	85
47	Oral Roberts ■	70
97	Prairie View ■	44
66	Wichita St. ■	71
85	Lamar	91
64	Oklahoma †	70
52	Louisiana Tech ■	58
83	Southern Methodist ■	95
71	Boise St.	72
70	UTEP	105
83	New Mexico St.	63
70	Rice	82
69	Nevada ■	75
68	Fresno St. ■	65
69	San Jose St.	76
73	Hawaii	76
65	UTEP ■	54
76	Boise St. ■	63
64	Rice ■	71
69	Fresno St.	71
79	Northern Ariz. ■	64
56	Nevada	70
83	Hawaii ■	76
80	San Jose St. ■	48
74	Southern Methodist	81
82	Louisiana Tech	91
73	Boise St. †	83

Nickname: Golden Hurricane
 Colors: Old Gold, Royal Blue & Crimson
 Arena: Donald W. Reynolds Center
 Capacity: 8,355; Year Built: 1998
 AD: Judy MacLeod
 SID: Don Tomkalski

TUSCULUM

Greeneville, TN 37743.....II

Coach: Duggar Baucom, Charlotte 1995

2004-05 RESULTS (18-11)

86	Lander	80
82	GC&SU †	80
85	Lincoln Memorial	72
82	Lincoln Memorial ■	83
85	King (Tenn.) ■	70
83	King (Tenn.)	75
72	West Ga. †	83
62	Kennesaw St.	71
80	Shaw †	81
92	Augusta St. †	76
92	Wingate	80

79	Mars Hill ■	80
82	Catawba	85
71	Carson-Newman ■	68
78	Newberry ■	75
75	Presbyterian	87
82	Lenoir-Rhyne	108
116	Wingate ■	101
100	North Greenville ■	68
73	Mars Hill	94
89	Catawba ■	88
101	Carson-Newman	78
97	Newberry	85
86	Presbyterian ■	92
68	Lenoir-Rhyne ■	67
93	Carson-Newman ■	76
76	Catawba †	72
79	Lenoir-Rhyne †	73
88	Bowie St.	91

Nickname: Pioneers
 Colors: Black & Orange
 Arena: Alpine Arena
 Capacity: 2,000; Year Built: 1998
 AD: Ed Hoffmeyer
 SID: Dom Donnelly

TUSKEGEE

Tuskegee, AL 36088.....II

Coach: Ondray Wagner,
 Alabama A&M 1998

2004-05 RESULTS (7-21)

58	Alabama A&M	83
94	Columbus St.	97
96	Clark Atlanta ■	55
50	Morehouse	59
86	Columbus St. ■	97
62	Ouachita Baptist †	81
55	Henderson St. †	87
74	Stillman ■	66
68	Fort Valley St.	71
70	Albany St. (Ga.)	84
58	Miles ■	66
72	LeMoyn-Owen ■	70
69	Stillman	72
60	Miles	82
65	LeMoyn-Owen	85
61	Clark Atlanta	65
61	Morehouse ■	48
58	Kentucky St. ■	40
60	Lane ■	71
52	Benedict	57
50	Paine	71
61	Fort Valley St. ■	58
59	Albany St. (Ga.) ■	50
58	Benedict ■	60
55	Paine ■	69
59	Lane	67
61	Kentucky St.	78
59	Fort Valley St. †	62

Nickname: Golden Tigers
 Colors: Crimson & Old Gold
 Arena: James Center Arena
 Capacity: 5,000; Year Built: 1987
 AD: Rick Comegy
 SID: Arnold Houston

UCLA

Los Angeles, CA 90095-1405I

Coach: Ben Howland, Weber St. 1979

2004-05 RESULTS (18-11)

64	Chicago St. ■	53
75	Western Ill. ■	60
76	UC Irvine	65
75	Long Beach St. ■	62
64	Boston College †	74
85	Pepperdine ■	83
81	Michigan ■	79
64	Michigan St.	76
80	Oregon St.	85

70 Oregon	62
80 Washington St. ■	77
95 Washington ■	86
86 Arizona St.	82
73 Arizona	76
64 Stanford ■	75
51 California ■	64
72 Southern California	69
58 Washington St.	56
70 Washington	82
95 Arizona St. ■	76
73 Arizona ■	83
77 California	62
65 Stanford	78
90 Southern California ■	69
75 Notre Dame	65
69 Oregon St. ■	61
73 Oregon ■	61
72 Oregon St. †	79
66 Texas Tech †	78

Nickname: Bruins
 Colors: Blue & Gold
 Arena: Pauley Pavilion
 Capacity: 12,819; Year Built: 1965
 AD: Daniel G. Guerrero
 SID: Marc Dellins

UNION (N.Y.)

Schenectady, NY 12308III

Coach: Bob Montana,
 Brockport St. 1972

2004-05 RESULTS (17-12)

69 Manhattanville ■	72
65 Utica	62
72 Bridgewater St. ■	58
68 Williams ■	76
60 Carnegie Mellon	98
68 Wash. & Jeff.	77
55 Le Moyne ■	74
66 Plattsburgh St. ■	60
85 St. Joseph's (Brkln) ■	32
67 Wesleyan (Conn.) ■	54
80 Skidmore	75
63 Rensselaer ■	66
82 Vassar ■	69
65 Middlebury ■	64
66 Hamilton	68
69 Hobart	81
66 Clarkson	56
76 St. Lawrence	70
65 Skidmore ■	81
65 Hobart ■	66
73 Hamilton ■	68
67 Vassar	66
59 Rensselaer	64
71 St. Lawrence ■	64
67 Clarkson ■	62
77 Hobart	74
88 Hamilton †	84
84 Gwynedd-Mercy	70
61 Rochester	79

Nickname: Dutchmen
 Colors: Garnet
 Arena: Vinair Sports Complex
 Capacity: 1,500; Year Built: 2004
 AD: James McLaughlin
 SID: George Cuttita

UPPER IOWA

Fayette, IA 52142III

Coach: Dave Martin, Upper Iowa 1990

2004-05 RESULTS (5-22)

76 Ill.-Springfield	66
63 Incarnate Word †	60
54 Northwest Mo. St.	72
58 North Dakota	85
68 Concordia-St. Paul ■	76
55 Truman	77
59 Winona St.	92
59 Minn. St. Moorhead	74

53 Bemidji St.	74
60 St. Cloud St. ■	83
59 St. Joseph's (Ind.) ■	72
61 Carleton ■	68
54 Winona St. ■	87
47 Minn. St. Mankato	95
63 Ill.-Springfield ■	68
74 St. Ambrose ■	64
49 Wis.-Stout ■	68
63 South Dakota	93
75 Minn. St. Moorhead ■	70
67 Concordia-St. Paul	71
48 South Dakota St.	78
51 Northern St.	92
61 North Dakota St.	72
82 P.R.-Bayamon †	85
79 North Greenville †	82
89 P.R.-Rio Piedras †	85
56 St. Cloud St.	80

Nickname: Peacocks
 Colors: Peacock Blue & White
 Arena: Dorman Memorial Gym
 Capacity: 1,500; Year Built: 1963
 AD: Gil Cloud
 SID: Brian Thiessen

URSINUS

Collegetown, PA 19426-1000III

Coach: Kevin Small, St. Joseph's 1991

2004-05 RESULTS (18-10)

66 Trinity (Conn.)	91
124 Rhode Island Col. †	117
94 Eastern	61
59 Lebanon Valley	70
82 Swarthmore ■	68
70 Washington (Md.)	71
73 Drew	33
49 Cal St. Monterey Bay	77
75 New Paltz St. †	83
75 Haverford	86
91 Frank. & Marsh. ■	82
90 Dickinson	68
92 McDaniel ■	70
69 Johns Hopkins	70
63 Gettysburg ■	71
75 Swarthmore	61
86 Muhlenberg ■	75
89 McDaniel	81
89 Washington (Md.) ■	80
60 Frank. & Marsh.	91
69 Gettysburg	64
84 Dickinson ■	74
76 Haverford ■	68
80 Johns Hopkins ■	77
76 Muhlenberg	71
87 Gettysburg †	72
72 Frank. & Marsh.	70
66 City Tech ■	68

Nickname: Bears
 Colors: Red, Old Gold & Black
 Arena: D.L. Helfferich Hall
 Capacity: 2,500; Year Built: 1972
 AD: Brian Thomas
 SID: Jill Yamma

UTAH

Salt Lake City, UT 84112-9008 ..I

Coach: Ray Giacoletti, Minot St. 1985

2004-05 RESULTS (29-6)

72 Stony Brook ■	63
71 Washington †	78
78 High Point †	69
62 Furman †	50
65 Southern Utah ■	45
45 Utah St.	71
98 Western Mont. ■	63
62 Arizona	67
81 Northern Colo. ■	66
66 Coppin St. ■	37
92 Cal Poly	76
51 Weber St. ■	40
80 Colorado	48

69 LSU ■	55
81 Whitworth ■	60
70 UNLV ■	52
74 Wyoming	49
75 Colorado St.	52
69 New Mexico ■	58
63 Air Force ■	51
72 Brigham Young	58
61 San Diego St.	41
57 UNLV	53
64 Colorado St. ■	50
71 Wyoming ■	62
65 Air Force	56
54 New Mexico	65
69 Brigham Young ■	60
72 San Diego St. ■	60
62 Colorado St. †	49
73 UNLV †	67
56 New Mexico †	60
60 UTEP †	54
67 Oklahoma †	58
52 Kentucky †	62

Nickname: Utes
 Colors: Crimson & White
 Arena: Jon M. Huntsman Center
 Capacity: 15,000; Year Built: 1969
 AD: Christopher Hill
 SID: Mike Lageschulte

UTAH ST.

Logan, UT 84322-7400.....I

Coach: Stew Morrill, Gonzaga 1974

2004-05 RESULTS (24-8)

71 Ga. Southern †	61
52 UCF †	55
64 Northwestern †	57
81 UC Davis ■	55
71 Brigham Young ■	57
71 Utah ■	45
59 IPFW	64
73 Weber St. ■	56
84 Brigham Young	62
62 Idaho	69
82 South Carolina St. ■	60
87 Loyola Marymount ■	42
80 UC Santa Barb. ■	70
76 Cal Poly ■	65
66 Pacific	73
67 Cal St. Northridge	70
84 Cal St. Fullerton ■	60
77 UC Riverside	52
77 UC Irvine	52
75 Long Beach St.	44
81 Cal Poly	57
80 UC Santa Barb.	50
77 Cal St. Northridge ■	57
63 Pacific ■	64
73 UC Riverside	48
60 Cal St. Fullerton	64
68 Long Beach St. ■	52
87 UC Irvine ■	49
65 Idaho ■	43
84 Cal St. Fullerton †	77
65 Pacific †	52
53 Arizona †	66

Nickname: Aggies
 Colors: Navy Blue & White
 Arena: Dee Glen Smith Spectrum
 Capacity: 10,270; Year Built: 1970
 AD: Randy Spetman
 SID: Doug Hoffman

UTAH VALLEY ST.

Orem, UT 84058I

Coach: Dick Hunsaker, Weber St. 1977

2004-05 RESULTS (16-12)

51 Weber St.	59
62 Idaho St.	70
74 Boise St. ■	55
49 Western Ill.	58

45 Montana St.	61
60 Texas St.	69
89 Oral Roberts ■	92
72 Cleveland St. ■	65
71 Weber St. ■	58
80 Montana St. ■	60
68 Oral Roberts	113
69 Sacramento St.	71
51 High Point	75
75 Longwood ■	57
73 Tex.-Pan American ■	51
67 Northern Colo.	64
96 Tex. A&M-Corp. Chris. ■	73
74 IPFW ■	57
52 Idaho St. ■	45
57 Nebraska	91
94 Johnson & Wales (Colo.) ■	53
77 UMKC	84
71 Grand Canyon ■	49
47 Tex. A&M-Corp. Chris	73
75 Tex.-Pan American	71
71 Northern Colo. ■	52
54 Longwood	50
76 IPFW	66

Nickname: Lakers
 Colors: Blue, black & white
 AD: Mike Jacobsen
 SID: Steve Schaack

UTICA

Utica, NY 13502-4892III

Coach: Andrew Goodemote,
 Albany (N.Y.) 1990

2004-05 RESULTS (13-13)

95 St. Joseph's (L.I.) ■	40
66 Lehman ■	60
62 Union (N.Y.) ■	65
60 Hamilton	62
60 Skidmore	92
90 Utica/Rome	72
63 Clarkson	68
68 Ithaca ■	56
70 Elmira ■	53
70 Oneonta St. ■	60
71 Hartwick ■	58
65 Hobart	68
51 St. John Fisher	80
62 Alfred	61
57 Nazareth ■	53
68 Rochester Inst. ■	75
67 Oswego St. ■	70
39 Elmira	41
53 Ithaca	68
81 Cazenovia ■	48
60 Rochester Inst.	70
71 Nazareth	62
77 Alfred ■	72
59 St. John Fisher ■	60
75 Hartwick	72
69 Rochester Inst. †	80

Nickname: Pioneers
 Colors: Navy Blue & Burnt Orange
 Arena: Clark Athletic Center
 Capacity: 2,200; Year Built: 1970
 AD: James A. Spartano
 SID: Ryan Hyland

UTICA/ROME

Utica, NY 13504-3050III

Coach: Kevin Grimmer, Hamilton 1981

2004-05 RESULTS (8-17)

63 Lehman †	86
89 St. Joseph (Mt.) †	67
56 New Paltz St.	72
79 Cortland St. ■	95
50 Oswego St. ■	68
75 Hamilton ■	72
72 Utica ■	90
77 Palm Beach Atl.	100

54 Johnson & Wales (Fla.) †.....	82
95 St. Joseph's (L.I.) ■.....	65
55 Potsdam St.	73
80 Buffalo St. ■.....	77
83 Oneonta St.	90
68 New Paltz St. ■.....	86
100 Paul Smith ■.....	47
73 Cazenovia.....	64
70 Fredonia St.	73
63 Buffalo St.	80
77 Plattsburgh St. ■.....	67
66 Geneseo St.	72
71 Potsdam St. ■.....	78
59 Oneonta St. ■.....	87
80 Fredonia St.	74
86 Brockport St.	99
66 Plattsburgh St.	105

Nickname: Wildcats
 Colors: Royal Blue & Grey
 Arena: Campus Center Gym
 Capacity: 1,400; Year Built: 1987
 AD: Kevin Grimmer
 SID: Jim Lipocky

VALDOSTA ST.

Valdosta, GA 31698II

Coach: Jim Yarbrough, Florida St. 1987

2004-05 RESULTS (18-9)

68 P.R.-Cayey ■.....	38
60 Eckerd †.....	54
61 Fort Valley St.	52
110 Southeastern Fla. ■.....	47
66 Barry ■.....	61
89 P.R.-Bayamon †.....	59
71 Shaw ■.....	66
65 Eckerd ■.....	53
68 St. Leo.....	83
102 Carver Bible ■.....	40
47 Florida Tech.....	52
69 Campbellsville ■.....	55
57 Lincoln Memorial ■.....	49
98 West Ga.	88
53 North Ala.	59
66 Ala.-Huntsville.....	64
63 West Ala.	62
64 Montevallo ■.....	62
64 West Fla.	57
52 Ala.-Huntsville ■.....	61
79 North Ala. ■.....	74
64 West Ga.	78
51 Lincoln Memorial.....	58
58 West Ala. ■.....	47
57 Montevallo.....	69
68 West Fla. ■.....	69
66 Harding †.....	86

Nickname: Blazers
 Colors: Red & Black
 Arena: The Complex
 Capacity: 5,350; Year Built: 1982
 AD: Herb F. Reinhard III
 SID: Steve Roberts

VALPARAISO

Valparaiso, IN 46383-6493I

Coach: Homer Drew,
 William Jewell 1966

2004-05 RESULTS (15-16)

70 Cincinnati.....	88
55 Central Mich.	68
71 Charlotte ■.....	85
61 Duke †.....	93
68 Indiana St.	70
72 Wis.-Milwaukee ■.....	71
74 Northwestern St. ■.....	61
56 Illinois.....	93
69 Penn St. †.....	56
65 Arizona St.	89
49 UNI †.....	67
75 Longwood †.....	68

54 Western Ill. ■.....	51
68 Oral Roberts ■.....	75
87 Oakland.....	78
78 UMKC ■.....	84
77 Chicago St.	67
79 Western Ill.	83
82 Oakland ■.....	71
93 Southern Utah.....	77
64 IUPUI.....	61
81 Centenary (La.) ■.....	75
76 Chicago St. ■.....	69
57 IUPUI ■.....	63
61 Centenary (La.).....	51
82 Southern Utah ■.....	76
69 Butler.....	72
74 IPFW ■.....	72
65 Oral Roberts.....	79
79 UMKC.....	80
67 Chicago St. †.....	72

Nickname: Crusaders
 Colors: Brown & Gold
 Arena: Athletics-Recreation Center
 Capacity: 5,000; Year Built: 1984
 AD: Steven LaBarbera
 SID: Bill Rogers

VANDERBILT

Nashville, TN 37212I

Coach: Kevin Stallings, Purdue 1982

2004-05 RESULTS (20-14)

73 Toledo ■.....	57
87 Tennessee St. ■.....	65
93 Cal St. Northridge ■.....	75
53 Southern Ill. †.....	67
68 Arizona St. †.....	87
74 Austin Peay ■.....	58
65 Oregon †.....	75
72 Cincinnati.....	88
78 TCU ■.....	55
86 Central Mich. ■.....	54
68 Appalachian St. ■.....	51
90 Dayton ■.....	74
71 La.-Lafayette ■.....	44
70 Alabama ■.....	56
88 Tennessee.....	63
54 Kentucky.....	69
65 Florida ■.....	82
59 Georgia.....	68
63 South Carolina.....	68
73 Mississippi ■.....	51
67 Tennessee ■.....	62
70 Kentucky ■.....	84
90 Tex.-Pan American ■.....	54
54 Mississippi St.	60
67 Auburn.....	43
79 Arkansas ■.....	65
61 Florida.....	69
65 Georgia ■.....	37
75 South Carolina ■.....	65
69 LSU.....	81
73 Auburn †.....	77
67 Indiana.....	60
65 Wichita St. ■.....	63
68 Memphis.....	81

Nickname: Commodores
 Colors: Black & Gold
 Arena: Memorial Gymnasium
 Capacity: 14,168; Year Built: 1952
 AD: David Williams II
 SID: Rod Williamson

VASSAR

Poughkeepsie,
 NY 12604-0750III

Coach: Mike Dutton,
 New Hampshire 1981

2004-05 RESULTS (12-12)

77 Curry †.....	57
62 Amherst.....	84
79 New Paltz St. †.....	74

69 Manhattanville ■.....	71
95 Mt. St. Mary (N.Y.).....	83
53 John Jay.....	60
70 City Tech.....	68
78 Delaware Valley.....	69
97 Purchase St. ■.....	60
67 Skidmore.....	70
69 Union (N.Y.).....	82
58 Rensselaer ■.....	57
66 St. Lawrence ■.....	62
67 Clarkson ■.....	59
70 Hartwick ■.....	51
60 Hobart ■.....	72
54 Hamilton.....	77
36 Clarkson.....	49
68 St. Lawrence.....	53
66 Union (N.Y.) ■.....	67
61 Skidmore.....	59
58 Rensselaer.....	61
76 Hamilton.....	83
72 Hobart.....	86

Nickname: Brewers
 Colors: Burgundy & Gray
 Arena: Athletic & Fitness Facility
 Capacity: 850; Year Built: 2000
 AD: Sharon Beverly
 SID: Robin Jonathan Deutsch

VERMONT

Burlington, VT 05405I

Coach: Tom Brennan, Georgia 1971

2004-05 RESULTS (25-7)

61 Kansas.....	68
90 Marist ■.....	70
79 Iona ■.....	57
64 American.....	67
83 Binghamton ■.....	53
65 North Carolina.....	93
77 Siena.....	52
64 Holy Cross.....	59
89 Hartford ■.....	45
75 Northeastern.....	60
67 Maine.....	66
78 Dartmouth ■.....	68
76 Stony Brook.....	59
69 Boston U. ■.....	58
64 New Hampshire.....	54
62 Albany (N.Y.) ■.....	45
71 Binghamton.....	44
75 Hartford.....	55
80 UMBC.....	70
72 Northeastern ■.....	64
82 Stony Brook ■.....	55
55 Boston U.	61
71 Albany (N.Y.).....	63
64 Nevada.....	74
81 New Hampshire ■.....	67
66 UMBC ■.....	61
66 Maine.....	87
76 UMBC †.....	61
76 Binghamton.....	65
80 Northeastern ■.....	57
60 Syracuse †.....	57
61 Michigan St. †.....	72

Nickname: Catamounts
 Colors: Green & Gold
 Arena: Roy L. Patrick Gymnasium
 Capacity: 3,266; Year Built: 1963
 AD: Robert Corran
 SID: Bruce Bosley

VILLA JULIE

Stevenson, MD 21153-9999III

Coach: Brett Adams, York (Pa.) 1989

2004-05 RESULTS (18-10)

74 Polytechnic (N.Y.) ■.....	46
80 Johns Hopkins ■.....	67
70 St. Mary's (Md.).....	63
69 Catholic.....	74
73 McDaniel ■.....	60
69 Mary Washington.....	87
85 Chestnut Hill.....	94

58 UMBC.....	84
68 Palm Beach Atl.	81
79 Misericordia ■.....	74
69 Mary Washington ■.....	77
80 D'Youville.....	67
86 Cazenovia ■.....	73
82 Polytechnic (N.Y.).....	54
76 Keystone.....	85
89 Keuka.....	79
80 Phila. Bible ■.....	56
70 D'Youville.....	59
78 Gallaudet.....	68
85 Keystone ■.....	64
80 Keuka.....	95
76 Chestnut Hill ■.....	87
91 Penn St.-Berks ■.....	62
101 Cazenovia.....	87
96 Penn St.-Berks ■.....	46
81 Chestnut Hill.....	70
70 Keystone.....	79

Nickname: Mustangs
 Colors: Green, Black & White
 Arena: Villa Julie Student Union
 Capacity: 1,200; Year Built: 1997
 AD: Brett C. Adams
 SID: Ricky Sanchez

VILLANOVA

Villanova, PA 19085-1674I

Coach: Jay Wright, Bucknell 1983

2004-05 RESULTS (24-8)

66 UMBC ■.....	41
52 Temple †.....	53
70 Monmouth ■.....	50
54 La Salle †.....	43
68 Fordham ■.....	47
86 Albany (N.Y.) ■.....	72
81 Middle Tenn. ■.....	62
74 Penn ■.....	64
84 West Virginia ■.....	46
72 Notre Dame.....	78
83 Providence.....	78
64 Georgetown ■.....	66
66 Boston College.....	67
83 Kansas ■.....	62
65 Notre Dame ■.....	60
94 Rutgers.....	61
76 Connecticut.....	81
89 Providence ■.....	81
67 St. Joseph's.....	52
75 Syracuse ■.....	90
89 Bucknell ■.....	51
66 Seton Hall.....	52
80 Pittsburgh.....	72
76 Boston College ■.....	70
67 Georgetown.....	56
79 Seton Hall.....	58
70 St. John's (N.Y.).....	68
67 Pittsburgh †.....	58
76 West Virginia †.....	78
55 New Mexico †.....	47
76 Florida †.....	65
66 North Carolina †.....	67

Nickname: Wildcats
 Colors: Blue & White
 Arena: Pavilion
 Capacity: 6,500; Year Built: 1986
 AD: Vincent Nicastro
 SID: Mike Sheridan

VIRGINIA

Charlottesville, VA 22904-4821 ..I

Coach: Pete Gillen, Fairfield 1968

2004-05 RESULTS (14-15)

88 Robert Morris ■.....	55
78 Arizona ■.....	60
77 Appalachian St. ■.....	60
85 Richmond ■.....	58
48 Northwestern.....	44
89 Auburn †.....	87
79 Iowa St.	81

79 Furman ■	67
79 Loyola Marymount ■	77
70 Wake Forest	89
80 Western Ky. ■	79
69 Georgia Tech	92
80 Miami (Fla.) ■	91
66 Duke	80
68 Maryland	82
81 Clemson ■	79
73 Virginia Tech	79
76 North Carolina ■	110
79 Providence	98
64 North Carolina St.	62
56 Florida St. ■	55
65 Virginia Tech ■	60
61 North Carolina	85
89 Maryland ■	92
68 Wake Forest	90
72 North Carolina St. ■	82
63 Florida St.	68
66 Miami (Fla.) †	65
64 Duke †	76

Nickname: Cavaliers
 Colors: Orange & Blue
 Arena: University Hall
 Capacity: 8,392; Year Built: 1965
 AD: Craig K. Littlepage
 SID: Rich Murray

VA. COMMONWEALTH

Richmond, VA 23284-3013I

Coach: Jeff Capel III, Duke 1997

2004-05 RESULTS (19-13)

82 American ■	76
67 Wake Forest	81
55 UAB	79
83 Hampton ■	54
63 UNC Wilmington	68
58 Richmond ■	50
63 La Salle ■	52
72 Iona	77
62 Mississippi ■	63
55 Middle Tenn.	59
81 George Mason	74
70 Towson	58
64 Drexel ■	66
70 Hofstra ■	58
66 Delaware	57
79 William & Mary	77
58 James Madison ■	66
75 Old Dominion ■	71
70 James Madison	43
58 Hofstra	60
84 Towson ■	61
62 Drexel	59
76 Old Dominion	82
89 George Mason ■	81
83 Delaware ■	73
75 Col. of Charleston	85
91 William & Mary ■	69
72 UNC Wilmington ■	71
74 Delaware ■	61
55 UNC Wilmington ■	46
66 Old Dominion ■	73
62 Davidson ■	77

Nickname: Rams
 Colors: Black & Gold
 Arena: Stuart C. Siegel Center
 Capacity: 7,500; Year Built: 1999
 AD: Richard L. Sander
 SID: Phil Stanton

VMI

Lexington, VA 24450-0304I

Coach: Bart Bellairs,
 Warren Wilson 1979

2004-05 RESULTS (9-18)

71 Southern Va. ■	33
78 Navy	73
38 Old Dominion	86
72 Virginia Tech ■	68
69 Longwood	64

69 Towson ■	84
77 Bluefield Col. ■	70
49 New Orleans	62
74 Tulane	82
69 Loyola (Md.)	70
67 Charleston So. ■	78
68 Coastal Caro. ■	79
77 UNC Asheville	87
62 Radford ■	78
71 Liberty	91
72 High Point	88
59 Birmingham-So. ■	66
44 Winthrop	69
70 Coastal Caro.	75
50 Charleston So.	56
65 Longwood ■	52
72 UNC Asheville ■	77
67 Radford	54
73 Liberty ■	67
48 Birmingham-So.	60
48 Winthrop ■	63
69 High Point ■	61

Nickname: Keydets
 Colors: Red, White, Yellow
 Arena: Cameron Hall
 Capacity: 5,029; Year Built: 1981
 AD: Donald T. White
 SID: Wade Branner

VIRGINIA ST.

Petersburg, VA 23806-0001II

Coach: John Hill, Greensboro 1990

2004-05 RESULTS (13-15)

61 Catawba	73
78 Cheyney †	70
50 Barton ■	64
66 Salem Int'l ■	76
79 Pfeiffer ■	76
91 Allen ■	68
64 Catawba ■	72
58 Barton	62
89 Queens (N.Y.) †	77
86 Felician †	50
73 Fayetteville St.	70
77 Bowie St. ■	78
83 West Va. Tech ■	76
75 Elizabeth City St.	64
66 Virginia Union ■	80
88 Shaw	80
69 Livingstone ■	70
52 Winston-Salem	66
50 St. Augustine's	65
74 St. Paul's	56
76 Johnson C. Smith ■	83
64 N.C. Central ■	71
62 Virginia Union	83
71 Bowie St.	85
73 Elizabeth City St. ■	67
80 Shaw ■	62
75 St. Paul's ■	54
55 N.C. Central †	72

Nickname: Trojans
 Colors: Orange & Navy Blue
 Arena: Daniel Gymnasium
 Capacity: 3,454; Year Built: 1965
 AD: Peggy L. Davis
 SID: Paul Williams

VIRGINIA TECH

Blacksburg, VA 24061I

Coach: Seth Greenberg,
 Fairleigh Dickinson 1978

2004-05 RESULTS (16-14)

81 Loyola (Md.) ■	58
102 Md.-East. Shore ■	50
80 William & Mary	63
63 Chattanooga ■	59
68 VMI	72
65 St. John's (N.Y.)	75
77 James Madison ■	53
51 North Carolina ■	85
68 Western Mich. ■	74
67 Morgan St. ■	54

65 Mississippi St. †	71
70 Florida St.	77
69 Bethune-Cookman ■	58
59 Clemson ■	57
72 North Carolina St. ■	71
70 Georgia Tech	69
79 Virginia ■	73
65 Duke	100
73 Miami (Fla.)	63
63 Wake Forest ■	83
71 Maryland	86
60 Virginia	65
67 Duke ■	65
71 Miami (Fla.)	58
54 North Carolina St.	74
64 Clemson	66
86 Maryland ■	76
54 Georgia Tech †	73
60 Temple ■	50
62 Memphis	83

Nickname: Hokies
 Colors: Burnt Orange & Chicago Maroon
 Arena: Cassell Coliseum
 Capacity: 10,052; Year Built: 1961
 AD: James C. Weaver
 SID: Bill Dyer

VIRGINIA UNION

Richmond, VA 23220-1790II

Coach: Dave Robbins, Catawba 1966

2004-05 RESULTS (30-4)

79 Edinboro †	52
80 California (Pa.)	56
110 Columbia Union ■	60
99 Wayne St. (Mich.) ■	59
78 Randolph-Macon ■	57
87 Wayne St. (Mich.)	78
66 North Fla. †	53
82 Columbus St.	60
62 Winston-Salem	76
98 Johnson C. Smith ■	88
98 Fayetteville St. ■	79
95 St. Paul's	58
80 Virginia St.	66
88 St. Paul's ■	52
65 Bowie St. ■	80
81 N.C. Central ■	70
70 Elizabeth City St.	52
83 Shaw	61
87 Livingstone	77
88 St. Augustine's	65
94 Bowie St.	95
83 Virginia St. ■	62
100 Shaw ■	76
65 N.C. Central	66
77 Elizabeth City St. ■	64
87 St. Augustine's †	60
79 Winston-Salem †	64
82 Fayetteville St. †	71
85 Catawba †	81
85 S.C. Upstate †	67
70 Bowie St.	64
78 Metro St. †	63
76 Lynn †	61
63 Bryant †	58

Nickname: Panthers
 Colors: Steel & Maroon
 Arena: Barco-Stevens Hall
 Capacity: 2,000; Year Built: 1941
 AD: Michael Bailey
 SID: Jim Junot

VA. WESLEYAN

Norfolk, VA 23502-5599III

Coach: David Macedo, Wilkes 1996

2004-05 RESULTS (24-6)

95 Maritime (N.Y.) ■	54
80 Lebanon Valley ■	72
84 Chowan ■	78
79 Salisbury	54
75 Hampden-Sydney	60
85 Roanoke	58

98 Wash. & Lee ■	61
75 East. Mennonite ■	68
96 Chris. Newport ■	70
75 Methodist	53
84 Lynchburg ■	63
65 Emory & Henry	69
66 Guilford	74
60 Bridgewater (Va.)	72
88 Randolph-Macon ■	73
67 Hampden-Sydney ■	76
63 Wash. & Lee	53
78 Roanoke	63
78 Guilford ■	66
110 Emory & Henry ■	102
89 Apprentice	74
68 Randolph-Macon	72
66 Lynchburg	59
80 Bridgewater (Va.) ■	55
85 East. Mennonite	62
81 East. Mennonite †	72
94 Guilford †	81
71 Randolph-Macon †	57
76 New Jersey City ■	57
80 York (Pa.)	90

Nickname: Blue Marlins
 Colors: Navy Blue & Silver
 Arena: Batten Center
 Capacity: 1,400; Year Built: 2002
 AD: Sonny A. Travis
 SID: Joe Wasiluk

WABASH

Crawfordsville, IN 47933III

Coach: Mac Petty, Tennessee 1968

2004-05 RESULTS (14-13)

72 Robert Morris-Chi. ■	68
54 Goshen ■	52
63 Hanover ■	66
77 Franklin	81
60 DePauw	63
76 Kenyon	67
68 Oberlin ■	56
35 Wis.-Platteville ■	58
54 Wheaton (Ill.) ■	73
74 Heidelberg †	81
65 LaGrange †	48
86 Hiram	57
70 Allegheny	67
40 Wittenberg	59
64 Denison ■	61
54 Earlham	59
65 Wooster ■	73
72 Ohio Wesleyan	46
69 Oberlin	60
48 Wittenberg ■	56
52 Wooster	76
60 Ohio Wesleyan ■	53
93 Denison	83
64 Earlham	65
56 Kenyon ■	54
62 Ohio Wesleyan ■	52
53 Wittenberg †	61

Nickname: Little Giants
 Colors: Scarlet
 Arena: Chadwick Court
 Capacity: 1,800; Year Built: 1917
 AD: Vernon H. Mummert
 SID: Brent Harris

WAGNER

Staten Island, NY 10301-4495 ..I

Coach: Mike Deane, Potsdam St. 1974

2004-05 RESULTS (13-17)

68 St. John's (N.Y.)	79
49 American	70
66 Albany (N.Y.) ■	65
60 Brown ■	76
73 Long Island ■	93
75 Fairleigh Dickinson ■	82
50 Iowa St.	62
56 UNI	86

63 Drake	70
55 Stony Brook	56
45 Lehigh ■	59
61 Monmouth ■	83
55 Long Island	59
89 St. Francis (Pa.) ■	70
50 Robert Morris ■	68
45 St. Francis (Pa.)	63
57 Robert Morris	65
54 Sacred Heart	43
87 Quinnipiac ■	57
72 Mt. St. Mary's ■	55
66 Central Conn. St. ■	61
61 Mt. St. Mary's	42
62 St. Francis (N.Y.)	61
72 Quinnipiac	76
60 Monmouth	53
60 St. Francis (N.Y.) ■	54
67 Fairleigh Dickinson	59
69 Robert Morris	65
63 Monmouth	60
52 Fairleigh Dickinson	58

Nickname: Seahawks
 Colors: Green & White
 Arena: Spiro Sports Center
 Capacity: 2,100; Year Built: 1999
 AD: Walt Hameline
 SID: Ben Shove

WAKE FOREST

Winston-Salem, NC 27109I

Coach: Skip Prosser,
 Merchant Marine 1972

2004-05 RESULTS (27-6)

97 George Washington ■	76
81 Va. Commonwealth ■	67
99 Yale ■	72
79 Providence †	67
63 Arizona †	60
73 Illinois	91
90 Richmond ■	73
67 Temple	64
85 Elon ■	67
89 Texas ■	88
81 New Mexico	64
98 N.C. A&T ■	76
89 Virginia	70
103 Clemson	68
81 Maryland ■	66
95 North Carolina ■	82
83 Florida St.	91
74 Cincinnati	70
101 Georgia Tech	102
94 Miami (Fla.) ■	82
92 Duke ■	89
83 Virginia Tech	63
86 North Carolina St. ■	75
87 Florida St. ■	48
68 Miami (Fla.)	63
92 Duke	102
88 Longwood ■	47
90 Virginia ■	68
98 Georgia Tech ■	91
55 North Carolina St.	53
65 North Carolina St. †	81
70 Chattanooga †	54
105 West Virginia †	111

Nickname: Demon Deacons
 Colors: Old Gold & Black
 Arena: Lawrence Joel Coliseum
 Capacity: 14,665; Year Built: 1989
 AD: Ronald D. Wellman
 SID: Dean Buchan

WARTBURG

Waverly, IA 50677-1003III

Coach: Dick Peth, Iowa 1981

2004-05 RESULTS (23-5)

88 Macalester ■	80
77 Neb. Wesleyan ■	64
128 Grinnell ■	130
86 Luther ■	51
62 Augustana (Ill.)	70

75 Mt. Mercy	67
92 Iowa Wesleyan ■	61
85 Franciscan	70
55 Calvin †	64
73 St. Thomas (Minn.) †	71
77 Simpson	68
80 Dubuque	62
72 Buena Vista ■	61
76 Central (Iowa) ■	58
68 Coe ■	67
70 Cornell College	44
71 Simpson ■	63
71 Loras	59
59 Central (Iowa)	54
69 Dubuque ■	68
60 Coe	54
65 Loras ■	62
61 Luther	47
89 Cornell College ■	77
64 Buena Vista	75
73 Simpson ■	70
64 Coe ■	62
68 Buena Vista ■	79

Nickname: Knights
 Colors: Orange & Black
 Arena: Knights Gym
 Capacity: 1,800; Year Built: 1949
 AD: Rick Willis
 SID: Mark Adkins

WASHBURN

Topeka, KS 66621II

Coach: Bob Chipman, Kansas St. 1973

2004-05 RESULTS (24-8)

74 Mo.-St. Louis ■	62
89 Tabor ■	70
101 Central Okla.	94
110 Lincoln (Mo.) ■	76
102 Eastern N.M. ■	82
92 Mid-America Naz. ■	69
83 Rockhurst ■	84
92 Sterling (Kan.) ■	43
98 Newman ■	87
65 Southwest Minn. St. †	58
60 SIU Edwardsville †	61
70 Mo. Western St. ■	73
77 Central Mo. St.	83
77 Emporia St.	74
87 Mo.-Rolla ■	53
86 Northwest Mo. St. ■	82
66 Truman	56
73 Southwest Baptist ■	64
89 Mo. Southern St.	84
76 Pittsburg St. ■	61
72 Mo. Western St.	66
81 Pittsburg St.	83
93 Mo. Southern St. ■	73
90 Southwest Baptist	80
89 Truman ■	73
80 Northwest Mo. St.	69
79 Mo.-Rolla	69
97 Emporia St. ■	73
85 Central Mo. St. ■	91
78 Emporia St. †	71
82 Mo. Southern St. †	86
66 Central Okla. †	84

Nickname: Ichabods
 Colors: Yale Blue & White
 Arena: Lee Arena
 Capacity: 3,904; Year Built: 1984
 AD: Loren Ferre
 SID: Gene Cassell

WASHINGTON

Seattle, WA 98195I

Coach: Lorenzo Romar, Cincinnati 1992

2004-05 RESULTS (29-6)

89 Seattle Pacific ■	71
78 Utah †	71

96 Oklahoma †	91
79 Alabama †	76
87 Gonzaga	99
89 Eastern Wash. ■	56
98 San Diego St. ■	69
100 Loyola Marymount	93
68 North Carolina St. ■	64
114 Sacred Heart ■	53
110 Houston ■	63
81 California ■	67
76 Stanford ■	73
84 Southern California	59
86 UCLA	95
77 Oregon ■	56
108 Oregon St. ■	68
66 Washington St. ■	48
82 Arizona	91
79 Arizona St.	70
99 Southern California ■	69
82 UCLA ■	70
95 Oregon	88
73 Oregon St.	90
68 Washington St.	55
90 Arizona St. ■	82
93 Arizona ■	85
106 California	73
67 Stanford	77
95 Arizona St. †	90
66 Stanford †	63
81 Arizona †	72
88 Montana †	77
97 Pacific †	79
79 Louisville †	93

Nickname: Huskies
 Colors: Purple & Gold
 Arena: Bank of America Arena
 Capacity: 10,000; Year Built: 1927
 AD: Todd Turner
 SID: Dan Lapse

WASH. & JEFF.

Washington, PA 15301-4801III

Coach: Karel Jelinek, Hamilton 1990

2004-05 RESULTS (10-18)

77 Allegheny ■	87
63 Carnegie Mellon †	80
68 Kenyon	54
55 Capital ■	63
55 Case Reserve	78
61 Skidmore ■	76
77 Union (N.Y.) ■	68
58 Juniata	81
73 Wooster	79
60 St. Norbert †	79
69 Frostburg St.	93
73 Hood ■	60
72 Chowan ■	88
79 Carnegie Mellon	88
93 Waynesburg ■	96
66 Bethany (W.V.) ■	64
54 Grove City	67
101 Westminster (Pa.)	116
72 Thiel ■	70
69 La Roche	76
71 Waynesburg	69
64 Bethany (W.V.)	89
54 Grove City ■	57
94 Westminster (Pa.) ■	79
76 Thiel	70
88 Waynesburg ■	64
69 Grove City	57
78 Bethany (W.V.)	94

Nickname: Presidents
 Colors: Red & Black
 Arena: Henry Memorial Center
 Capacity: 2,000; Year Built: 1970
 AD: Rick Creehan
 SID: Scott McGuinness

WASH. & LEE

Lexington, VA 24450III

Coach: Adam Hutchinson, Amherst 1993

2004-05 RESULTS (2-23)

61 Nazareth †	85
73 New Paliz St. †	86
62 Citadel	73
77 Emory ■	90
58 Trinity (Conn.) ■	70
43 Bridgewater (Va.) ■	53
58 Randolph-Macon	63
61 Va. Wesleyan	98
71 Guilford	89
79 Piedmont ■	65
79 Washington (Md.) ■	74
59 Roanoke	71
61 East. Mennonite ■	69
48 Lynchburg	71
54 Hampden-Sydney	85
56 Bridgewater (Va.)	77
53 Va. Wesleyan ■	63
42 Randolph-Macon ■	74
56 Emory & Henry	71
60 Roanoke ■	64
75 Hampden-Sydney ■	81
72 Lynchburg ■	81
78 Emory & Henry ■	87
76 East. Mennonite	90
71 Guilford	89

Nickname: Generals
 Colors: Royal Blue & White
 Arena: Warner Center
 Capacity: 2,500; Year Built: 1972
 AD: Michael F. Walsh
 SID: Brian Laubscher

WASHINGTON (MD.)

Chestertown, MD 21620-1197III

Coach: Rob Nugent,
 Mass. Liberal Arts 1997

2004-05 RESULTS (10-15)

42 Scranton †	75
81 Penn St. Tech †	57
89 Salisbury	84
45 New York U.	80
64 Muhlenberg	85
71 Ursinus ■	70
80 Cabrini	91
81 Marymount (Va.) †	79
74 Wash. & Lee	79
81 Swarthmore ■	66
78 Johns Hopkins	82
62 Gettysburg	78
60 Dickinson	79
83 Frank. & Marsh. ■	108
80 Haverford ■	92
85 Muhlenberg ■	76
71 McDaniel	64
84 Dickinson ■	73
80 Ursinus	89
57 Johns Hopkins ■	53
85 Haverford	88
86 Gettysburg ■	96
86 Swarthmore	87
71 Frank. & Marsh.	97
95 McDaniel ■	83

Nickname: Shoremen
 Colors: Maroon & Black
 Arena: Frank C. Russell Gymnasium at
 Cain Athletic Center
 Capacity: 1,200; Year Built: 1957
 AD: Bryan Matthews
 SID: Phil Ticknor

WASHINGTON ST.

Pullman, WA 99164-1602I

Coach: Dick Bennett, Ripon 1965

2004-05 RESULTS (12-16)

59 Montana St. ■	42
61 Ga. Southern ■	42

53	Kansas St.	62
37	Idaho	36
29	Oklahoma St.	81
52	Gonzaga ■	54
49	Brigham Young †	46
55	Portland	54
47	Wyoming	49
60	Stanford ■	51
47	California ■	59
77	UCLA	80
69	Southern California	52
63	Oregon St. ■	45
52	Oregon ■	55
48	Washington	66
62	Arizona St.	68
70	Arizona	63
56	UCLA ■	58
61	Southern California ■	53
51	Oregon St.	58
66	Oregon	69
55	Washington ■	68
56	Arizona ■	57
57	Arizona St. ■	55
59	Stanford	48
57	California	63
58	Stanford †	60

Nickname: Cougars
 Colors: Crimson & Gray
 Arena: Friel Court
 Capacity: 11,566; Year Built: 1973
 AD: James Sterk
 SID: Craig Lawson

WASHINGTON-ST. LOUIS

St. Louis, MO 63130-4899III

Coach: Mark Edwards,
 Washington-St. Louis 1969

2004-05 RESULTS (16-9)

99	Tufts ■	84
69	Wittenberg ■	66
70	Ill. Wesleyan	90
61	Albion †	81
94	Wis. Lutheran †	53
95	Benedictine (Ill.) †	100
86	Principia †	70
90	Webster	70
82	Fontbonne	61
74	Blackburn ■	57
80	Maryville (Mo.) ■	52
56	Chicago	61
74	Case Reserve ■	76
84	Emory ■	74
63	Rochester	71
93	Carnegie Mellon	83
93	Brandeis	62
88	New York U.	68
58	New York U. ■	72
80	Brandeis ■	65
64	Emory	80
83	Case Reserve	63
93	Carnegie Mellon ■	99
62	Rochester ■	59
69	Chicago	60

Nickname: Bears
 Colors: Red & Green
 Arena: WU Field House
 Capacity: 3,000; Year Built: 1984
 AD: John M. Schael
 SID: Chris Mitchell

WAYNE ST. (MICH.)

Detroit, MI 48202-3489II

Coach: David Greer,
 Bowling Green 1983

2004-05 RESULTS (20-12)

59	Virginia Union	99
81	Olivet ■	56
61	Saginaw Valley	48
71	Lake Superior St.	64

76	Central St. (Ohio) ■	64
58	Hillsdale	67
78	Virginia Union ■	87
74	Indianapolis †	68
60	Southern Ind. †	72
52	Neb.-Omaha †	77
71	South Dakota St.	62
64	Michigan Tech ■	60
107	Marygrove	63
70	Grand Valley St.	58
76	Ferris St. ■	69
64	Findlay	83
73	Northwood	62
71	Ashland	77
77	Mercyhurst ■	49
56	Gannon ■	69
60	Central St. (Ohio)	40
76	Hillsdale ■	70
79	Findlay ■	72
90	Ashland	93
51	Northern Mich. ■	63
57	Gannon	53
58	Mercyhurst	56
75	Gannon ■	70
68	Ferris St. †	63
64	Findlay	87
56	SIU Edwardsville †	55
49	Findlay	63

Nickname: Warriors
 Colors: Green & Gold
 Arena: Matthaei Building
 Capacity: 2,000; Year Built: 1966
 AD: Robert Fournier
 SID: Eva McGillivray

WAYNE ST. (NEB.)

Wayne, NE 68787-1172II

Coach: Rico Burkett, North Dakota 1993

2004-05 RESULTS (11-16)

76	North Dakota	81
66	UNI	84
89	York (Neb.) ■	68
69	Neb.-Kearney ■	70
97	Augustana (S.D.)	75
73	Neb.-Omaha	81
75	South Dakota	92
79	Augustana (S.D.) ■	72
82	South Dakota St.	56
59	Neb.-Omaha †	77
74	St. Cloud St. ■	88
69	Northern St.	77
78	Minn. St. Moorhead	71
87	Winona St.	84
88	Concordia-St. Paul	96
92	Minn.-Crookston ■	60
72	Bemidji St.	73
95	Southwest Minn. St.	97
84	Neb.-Kearney	86
88	Southwest Minn. St. ■	74
68	Bemidji St.	70
67	Minn.-Crookston	81
81	Concordia-St. Paul ■	80
75	Winona St. ■	80
76	Minn. St. Moorhead ■	57
80	Northern St. ■	77
84	Concordia-St. Paul ■	93

Nickname: Wildcats
 Colors: Black & Gold
 Arena: Rice Auditorium
 Capacity: 2,500; Year Built: 1960
 AD: Eric Schoh
 SID: Mike Grosz

WAYNESBURG

Waynesburg, PA 15370III

Coach: Frank Ferraro, Duquesne 1975

2004-05 RESULTS (8-18)

68	Dickinson	78
57	Richard Stockton †	73
80	Frostburg St. ■	85

57	Pitt-Greensburg	52
76	Hood	84
104	Mt. Aloysius ■	99
61	Juniata	67
85	La Roche ■	68
112	Marietta	103
58	Manchester †	77
73	Penn St.-McKeesport ■	70
78	Penn St.-New Kens. ■	71
77	Hood	82
68	Penn St.-Altoona	78
96	Wash. & Jeff.	93
62	Grove City ■	71
83	Thiel	63
61	Bethany (W.V.)	86
98	Westminster (Pa.) ■	113
69	Notre Dame (Ohio)	86
69	Wash. & Jeff. ■	71
79	Grove City	93
76	Thiel ■	78
68	Bethany (W.V.) ■	107
108	Westminster (Pa.)	127
64	Wash. & Jeff.	88

Nickname: Yellow Jackets
 Colors: Orange & Black
 Arena: Marisa Field House
 Capacity: 1,350; Year Built: 1985
 AD: Rudy Marisa
 SID: Matthew Kifer

WEBER ST.

Ogden, UT 84408-2701I

Coach: Joe Cravens,
 Texas-Arlington 1977

2004-05 RESULTS (14-16)

59	Utah Valley St. ■	51
69	Albertson ■	54
49	Winthrop	60
57	Elon	50
62	Wis.-Green Bay	82
56	Southern Utah ■	62
56	Utah St.	73
85	Elon ■	57
58	Utah Valley St.	71
61	Brigham Young ■	79
40	Utah	51
62	Portland St.	73
67	Montana St. ■	76
76	Montana	62
71	Northern Ariz.	86
72	Sacramento St.	78
70	Portland St. ■	66
63	Eastern Wash. ■	58
60	IPFW ■	47
60	Idaho St.	84
72	Montana	80
65	Montana St.	78
57	Sacramento St. ■	55
94	Northern Ariz. ■	73
65	Eastern Wash.	63
66	Boise St.	80
79	Idaho St. ■	56
74	Sacramento St.	71
71	Portland St.	61
61	Montana †	63

Nickname: Wildcats
 Colors: Royal Purple & White
 Arena: Dee Events Center
 Capacity: 12,000; Year Built: 1977
 AD: Jerry Graybeal
 SID: Brad Larsen

WEBSTER

St. Louis, MO 63119III

Coach: Chris Bunch,
 Lincoln Memorial 1988

2004-05 RESULTS (17-10)

54	Hanover	61
61	Pennsylvania †	57
47	Eastern Ky.	102

75	Lake Forest ■	57
76	Concordia (Wis.) ■	72
63	Monmouth (Ill.)	75
60	North Park	55
57	Dominican (Ill.) ■	61
70	Washington-St. Louis ■	90
69	Millikin	76
79	Aurora ■	90
87	Westminster (Mo.)	76
58	Blackburn	61
110	MacMurray ■	89
77	Principia	72
64	Fontbonne ■	63
63	Greenville ■	62
77	Maryville (Mo.)	73
77	Westminster (Mo.) ■	65
85	Blackburn ■	77
77	MacMurray	78
73	Principia ■	57
74	Fontbonne	67
75	Greenville	73
81	Maryville (Mo.) ■	76
64	Principia	51
52	Blackburn ■	65

Nickname: Gorloks
 Colors: Gold, Navy Blue & White
 Arena: Grant Gym
 Capacity: 800; Year Built: 1992
 AD: Thomas Hart
 SID: Merry Graf

WENTWORTH INST.

Boston, MA 02115III

Coach: Tom Devitt, Boston College 1993

2004-05 RESULTS (6-18)

76	Wesleyan (Conn.)	92
77	Maine Maritime †	83
91	Mount Ida	98
81	Daniel Webster	94
80	Becker ■	64
61	Coast Guard ■	74
77	New England ■	68
77	New England Col.	81
62	Western Conn. St.	89
80	Fitchburg St. †	72
70	Anna Maria ■	55
67	Eastern Nazarene	60
78	Nichols ■	90
59	Endicott	76
84	New England Col. ■	72
44	Colby-Sawyer ■	58
67	New England	74
50	Gordon ■	65
72	Curry	85
41	Salve Regina	66
61	Roger Williams ■	79
55	Colby-Sawyer	97
50	Endicott ■	70
54	Gordon	77

Nickname: Leopards
 Colors: Black & Gold
 Arena: Tansey Gymnasium
 Capacity: 1,000; Year Built: 1970
 AD: Lee Conrad
 SID: Bill Gorman

WESLEY

Dover, DE 19901-3875III

Coach: Christopher Wentworth,
 Wesley 1994

2004-05 RESULTS (6-18)

71	St. Mary's (Md.)	85
72	Flagler †	88
68	Palm Beach Atl.	89
49	Eastern ■	65
57	Cabrini	69
63	TCNJ ■	87
69	Gallaudet ■	54
68	Marywood	70
64	Salisbury	76
75	Gwynedd-Mercy ■	87
80	Misericordia ■	72

70 Hood	92
70 Neumann ■	82
77 Cabrini ■	70
60 Alvernia	85
85 Marywood ■	68
73 Arcadia	68
68 Eastern	78
78 Misericordia	88
58 Arcadia ■	56
68 Alvernia ■	73
78 Lancaster Bible	82
52 Neumann	58
79 Gwynedd-Mercy	93

Nickname: Wolverines
 Colors: Blue & White
 Arena: Jim and Shirley Wentworth
 Gymnasium
 Capacity: 800
 AD: Michael Drass
 SID: John Davis

WESLEYAN (CONN.)

Middletown, CT 06459III

Coach: Gerry McDowell, Colby 1976

2004-05 RESULTS (13-11)

92 Wentworth Inst. ■	76
70 Western Conn. St. ■	88
47 Williams	59
62 Western New Eng.	71
63 Eastern Conn. St.	60
56 Nazareth †	54
70 Skidmore	65
58 Emmanuel (Mass.)	56
71 Rensselaer †	66
74 Oneonta St.	72
93 Albertus Magnus ■	79
63 Connecticut Col. †	59
54 Union (N.Y.)	67
44 Amherst	66
72 Williams ■	71
79 Middlebury ■	74
58 Amherst	68
63 Trinity (Conn.)	68
83 Tufts ■	84
54 Bates ■	52
48 Bowdoin	64
49 Colby	63
70 Connecticut Col. ■	53
64 Trinity (Conn.)	78

Nickname: Cardinals
 Colors: Red & Black
 Arena: Wesleyan Arena
 Capacity: 1,200; Year Built: 2004
 AD: John Biddiscombe
 SID: Brian Katten

WEST ALA.

Livingston, AL 35470II

Coach: Rick Reedy, Flagler 1977

2004-05 RESULTS (14-13)

84 Claffin ■	73
64 Southern Ark.	90
65 Stillman †	68
62 Clark Atlanta †	56
69 Stillman	75
70 Claffin	74
64 Nova Southeastern †	62
97 St. Leo †	78
75 Southern Ark. ■	66
77 Stillman ■	75
72 William Carey	63
71 Ala.-Huntsville ■	69
86 North Ala. ■	93
77 Lincoln Memorial	68
70 West Ga.	97
85 West Fla.	74
62 Valdosta St. ■	63
73 West Fla. ■	86
51 Montevallo	73
106 Concordia-Selma ■	94

86 Lincoln Memorial ■	73
83 West Ga. ■	90
75 North Ala.	89
59 Ala.-Huntsville	84
47 Valdosta St.	58
69 Crichton ■	60
81 Montevallo ■	71

Nickname: Tigers
 Colors: Red, White & Black
 Arena: Pruitt Hall
 Capacity: 1,500; Year Built: 1962
 AD: Curtis Outlaw
 SID: Jason Hughes

WEST CHESTER

West Chester, PA 19383II

Coach: Dick Delaney,
 West Chester 1969

2004-05 RESULTS (18-10)

81 Wilmington (Del.) ■	57
82 West Virginia St. †	63
75 Holy Family †	66
73 Shepherd ■	60
64 Phila. Sciences ■	48
46 Shippensburg ■	50
67 California (Pa.) ■	69
62 Lock Haven ■	55
53 Indiana (Pa.) ■	74
69 Phila. Sciences	65
71 Bloomfield	70
62 Wheeling Jesuit ■	57
61 Clarion	72
69 Millersville ■	66
68 Slippery Rock	59
58 Edinboro	62
78 Cheyney ■	64
50 Mansfield	53
52 Kutztown ■	50
49 East Stroudsburg	54
71 Bloomsburg	51
80 Millersville	87
66 Cheyney	78
101 Mansfield ■	88
79 Kutztown	76
52 East Stroudsburg ■	51
78 Bloomsburg ■	60
57 Millersville ■	61

Nickname: Golden Rams
 Colors: Purple & Gold
 Arena: Hollinger Field House
 Capacity: 2,500; Year Built: 1949
 AD: Edward Matejko
 SID: Tom DiCamillo

WEST FLA.

Pensacola, FL 32514II

Coach: Don Hogan, South Ala. 1981

2004-05 RESULTS (12-15)

74 Concordia-Selma ■	65
86 William Carey ■	82
52 New Orleans	71
60 Rollins ■	74
90 St. Leo ■	92
74 Nova Southeastern ■	68
81 William Carey	66
83 Nova Southeastern	66
71 Fla. Gulf Coast	89
85 Southern Ark. ■	76
86 Harding	87
93 Union (Ky.) ■	68
122 Wesley (Miss.) ■	38
91 West Ga. ■	100
63 Lincoln Memorial ■	76
72 Ala.-Huntsville	79
60 North Ala.	62
74 West Ala. ■	85
46 Montevallo	73
86 West Ala.	73

57 Valdosta St. ■	64
101 North Ala. ■	90
57 Ala.-Huntsville ■	76
86 Lincoln Memorial	76
85 West Ga.	98
71 Montevallo ■	83
69 Valdosta St.	68

Nickname: Argonauts
 Colors: Blue & Green
 Arena: UWF Field House
 Capacity: 3,000; Year Built: 1969
 AD: Richard C. Berg
 SID: Cara Lynn Teague

WEST GA.

Carrollton, GA 30118II

Coach: Ed Murphy,
 Hardin-Simmons 1964

2004-05 RESULTS (23-7)

94 Clark Atlanta ■	52
109 Carver Bible	74
86 Columbus St. †	84
83 GC&SU †	80
93 Fort Valley St. ■	73
83 Augusta St. ■	52
81 Clayton St.	78
76 Clayton St. ■	69
83 Tusculum †	72
108 Wingate †	91
102 Johnson C. Smith †	84
107 Albany St. (Ga.) †	89
63 Augusta St.	82
100 West Fla.	91
88 Valdosta St.	98
73 Montevallo ■	69
97 West Ala. ■	70
77 Ala.-Huntsville ■	63
109 North Ala.	88
98 Lincoln Memorial	75
79 Montevallo	95
90 West Ala.	83
78 Valdosta St. ■	64
98 West Fla. ■	85
65 Ala.-Huntsville	88
83 North Ala.	96
90 Lincoln Memorial ■	82
70 Ark.-Monticello †	66
65 Delta St. †	70
71 Central Ark. †	74

Nickname: Braves
 Colors: Blue & Red
 Arena: HPE Building
 Capacity: 2,800; Year Built: 1965
 AD: Edward G. Murphy
 SID: Mitch Gray

WEST LIBERTY ST.

West Liberty, WV 26074II

Coach: Jim Crutchfield,
 West Virginia 1978

2004-05 RESULTS (21-10)

139 Ohio-Eastern ■	70
108 Point Park ■	87
74 Shippensburg	80
93 Barton †	94
74 West Va. Tech ■	81
95 Bethany (W.V.) †	72
83 Wheeling Jesuit	78
108 Glenville St.	92
99 Mars Hill †	91
68 Alderson-Broaddus	98
96 Shepherd	86
95 Davis & Elkins ■	76
104 West Va. Wesleyan ■	74
87 West Va. Tech	76
104 Salem Int'l	107
94 Ohio Valley ■	76
87 Fairmont St.	86
93 Wheeling Jesuit ■	73

94 Glenville St. ■	82
69 Charleston (W.V.)	88
93 Concord ■	82
87 Bluefield St. ■	79
81 West Virginia St.	101
84 Salem Int'l ■	90
89 Ohio Valley	82
88 Fairmont St. ■	81
79 Wheeling Jesuit	97
107 West Va. Wesleyan ■	98
91 Charleston (W.V.) †	79
84 Salem Int'l †	73
67 Wheeling Jesuit †	90

Nickname: Hilltoppers
 Colors: Black & Gold
 Arena: ASRC
 Capacity: 1,200; Year Built: 2000
 AD: James W. Watson
 SID: Lynn Ullom

WEST TEX. A&M

Canyon, TX 79016-0999II

Coach: Rick Cooper,
 Wayland Baptist 1981

2004-05 RESULTS (16-14)

70 Central Ark.	76
69 Okla. Panhandle	66
67 Mo. Southern St. ■	57
47 Southwestern Okla. ■	50
50 Southwestern Okla. ■	53
82 Cameron ■	72
55 Central Ark. ■	64
63 Tarleton St.	80
55 Cal St. San B'dino †	76
51 Pittsburg St. †	64
64 Okla. Panhandle ■	63
73 Northeastern St. ■	46
58 Central Okla. ■	64
92 East Central	60
49 Southeastern Okla.	70
81 Midwestern St. ■	52
50 Tex. A&M-Commerce ■	67
66 Eastern N.M. ■	59
58 Tex. A&M-Kingsville	66
72 Angelo St. ■	56
97 Abilene Christian ■	83
69 Angelo St.	74
78 Abilene Christian	68
74 Midwestern St.	72
59 Tex. A&M-Commerce	75
81 Eastern N.M.	78
81 Tex. A&M-Kingsville ■	70
79 Central Okla.	67
80 Midwestern St. †	75
62 Tex. A&M-Commerce	77

Nickname: Buffaloes
 Colors: Maroon & White
 Arena: WTAMU Event Center
 Capacity: 4,800; Year Built: 2001
 AD: Ed Harris
 SID: Zach Fisher

WEST VIRGINIA

Morgantown, WV 26507I

Coach: John Beilein,
 Wheeling Jesuit 1975

2004-05 RESULTS (24-11)

82 St. Peter's ■	70
72 Duquesne	69
84 LSU	69
78 Radford	44
70 St. Bonaventure †	55
71 Coppin St. ■	47
77 James Madison	48
82 New Hampshire ■	48
71 George Washington ■	65
82 North Carolina St.	69
46 Villanova	84
64 St. John's (N.Y.) ■	60
55 Marshall †	59
53 Boston College ■	73
57 Notre Dame ■	70

64 Syracuse	72
58 Connecticut ■	68
82 Providence	78
50 Boston College	62
83 Pittsburgh ■	78
67 Providence ■	65
60 Georgetown	67
67 St. John's (N.Y.)	66
96 Seton Hall ■	86
70 Pittsburgh	66
76 Rutgers ■	58
63 Seton Hall	66
82 Providence †	59
78 Boston College †	72
78 Villanova †	76
59 Syracuse †	68
63 Creighton †	61
111 Wake Forest †	105
65 Texas Tech †	60
85 Louisville †	93

Nickname: Mountaineers
 Colors: Old Gold & Blue
 Arena: WVU Coliseum
 Capacity: 14,000; Year Built: 1970
 AD: Ed Pastilong
 SID: Bryan Messerly

WEST VIRGINIA ST.

Institute, WV 25112-1000II

Coach: Bryan Poore,
 West Virginia St. 1987

2004-05 RESULTS (19-10)

63 West Chester †	82
86 Kutztown	90
86 Mount Olive †	84
83 Concord †	71
88 Johnson C. Smith †	79
75 Winston-Salem	82
94 Concord ■	83
81 Newport News	85
103 Mansfield †	97
79 Bowie St.	101
83 Bluefield St.	64
78 Charleston (W.V.)	77
98 West Va. Tech ■	85
103 Wheeling Jesuit ■	93
117 West Va. Wesleyan	94
72 Glenville St.	73
83 Alderson-Broaddus ■	79
102 Davis & Elkins ■	85
77 Shepherd	76
89 Ohio Valley ■	87
88 Salem Int'l	93
86 Fairmont St.	94
101 West Liberty St. ■	81
60 Charleston (W.V.) ■	57
94 Concord	97
100 Bluefield St. ■	76
88 West Va. Tech	80
88 Davis & Elkins ■	76
85 Wheeling Jesuit ■	89

Nickname: Yellow Jackets
 Colors: Old Gold & Black
 Arena: Fleming Hall
 Capacity: 1,800; Year Built: 1942
 AD: Robert Parker
 SID: Sean McAndrews

WEST VA. TECH

Montgomery, WV 25136II

Coach: Bob Williams, Ithaca 1988

2004-05 RESULTS (12-15)

61 Livingstone ■	63
81 West Liberty St.	74
57 Livingstone	69
73 California (Pa.) ■	76
95 Ohio St.-Marion	85
56 Alderson-Broaddus ■	85
74 Charleston (W.V.) ■	80

90 Concord ■	73
76 Virginia St.	83
85 West Virginia St.	98
76 West Liberty St. ■	87
70 Shepherd	73
74 Alderson-Broaddus	84
73 Davis & Elkins ■	56
70 West Va. Wesleyan ■	58
92 Glenville St.	83
73 Bluefield St.	63
57 Wheeling Jesuit ■	74
71 Ohio Valley	69
45 Salem Int'l	67
93 Fairmont St. ■	79
72 Charleston (W.V.)	56
86 Bluefield St. ■	76
81 Concord	84
80 West Virginia St. ■	88
90 Shepherd	69
56 Salem Int'l †	67

Nickname: Golden Bears
 Colors: Blue & Gold
 Arena: Tech Fieldhouse
 Capacity: 3,000; Year Built: 1968
 AD: Sandra Elmore
 SID: Mark Gladwell

WEST VA. WESLEYAN

Buckhannon, WV 26201II

Coach: Charles Miller,
 West Va. Wesleyan 1966

2004-05 RESULTS (4-23)

69 Edinboro ■	85
58 Mercyhurst	71
79 Glenville St. †	91
58 Ashland	86
71 Charleston (W.V.) ■	74
56 Findlay	91
69 Shawnee St.	92
89 Millersville ■	92
68 Pitt.-Johnstown ■	75
90 Salem Int'l ■	92
88 Ohio Valley ■	74
72 Fairmont St.	82
74 West Liberty St.	104
109 Davis & Elkins ■	105
94 West Virginia St. ■	117
104 Bluefield St. ■	85
70 Concord	102
58 West Va. Tech	70
69 Wheeling Jesuit	108
74 Alderson-Broaddus	108
86 Glenville St. ■	87
76 Shepherd	90
88 Glenville St.	97
76 Alderson-Broaddus ■	112
62 Davis & Elkins	85
94 Shepherd ■	83
98 West Liberty St.	107

Nickname: Bobcats
 Colors: Orange & Black
 Arena: Rockefeller Center
 Capacity: 3,400; Year Built: 1974
 AD: George A. Klebez
 SID: James Nekoloff

WESTERN CARO.

Cullowhee, NC 28723I

Coach: Steve Shurina,
 St. John's (N.Y.) 1988

2004-05 RESULTS (8-22)

64 Marquette	75
63 Penn St. †	78
74 Jacksonville St. †	90
66 Alabama	97
61 South Carolina	87
108 Emmanuel (Ga.) ■	64
94 Montreat ■	66
75 Liberty ■	63

71 UNC Asheville	85
77 East Caro. ■	72
93 Atlanta Christian ■	50
75 Iowa	88
60 Citadel	65
49 Wisconsin	89
76 Ga. Southern ■	85
61 Chattanooga	81
70 East Tenn. St. ■	76
54 UNC Greensboro	66
57 Davidson ■	80
80 Wofford ■	75
71 Elon ■	67
66 Furman	73
68 Col. of Charleston	77
71 Appalachian St. ■	74
54 Elon	49
83 East Tenn. St.	92
66 Chattanooga ■	75
54 Appalachian St.	72
76 UNC Greensboro ■	79
57 Ga. Southern †	69

Nickname: Catamounts
 Colors: Purple & Gold
 Arena: Ramsey Center
 Capacity: 7,826; Year Built: 1986
 AD: Chip Smith
 SID: Mike Cawood

WESTERN CONN. ST.

Danbury, CT 06810III

Coach: Bob Campbell,
 Connecticut 1972

2004-05 RESULTS (24-5)

88 Maine Maritime †	61
88 Wesleyan (Conn.)	70
104 Albertus Magnus	68
71 Trinity (Conn.) ■	68
97 Mass.-Boston	104
64 Southern Me. ■	58
89 Wentworth Inst. ■	62
91 Baruch ■	58
93 Hunter	80
73 Mass.-Dartmouth	75
73 Keene St. ■	63
95 Plymouth St.	92
84 Eastern Conn. St. ■	70
83 Newbury ■	66
92 Rhode Island Col. ■	81
93 Green Mountain	45
85 Southern Me.	72
76 Lasell	72
86 Mass.-Boston	80
89 Mass.-Dartmouth ■	71
80 Eastern Conn. St.	85
78 Keene St.	76
69 Rhode Island Col.	70
87 Plymouth St. ■	77
84 Eastern Conn. St. ■	69
94 Mass.-Dartmouth ■	89
135 Plymouth St. ■	130
73 Endicott ■	62
77 WPI	79

Nickname: Colonials
 Colors: Dark Blue, Metallic Copper & White
 Arena: Stephen Feldman Arena
 Capacity: 2,100; Year Built: 1994
 AD: Edward Farrington
 SID: Scott Ames

WESTERN ILL.

Macomb, IL 61455I

Coach: Derek Thomas,
 Mo.-St. Louis 1989

2004-05 RESULTS (11-17)

62 Iowa	85
60 UCLA	75
60 Indiana	64
58 Utah Valley St. ■	49
80 Harris-Stowe	43
55 Evansville ■	72

65 Loyola (Ill.) ■	51
54 Drake	82
81 Illinois Col. ■	64
62 Eastern Ill.	65
61 Notre Dame	78
51 Valparaiso	54
67 Chicago St.	76
85 Oral Roberts ■	83
54 IUPUI	61
80 UMKC ■	82
83 Valparaiso	79
85 Centenary (La.)	68
91 Southern Utah	98
67 Oakland ■	72
63 IUPUI ■	66
55 Oral Roberts	85
63 UMKC	67
70 Southern Utah ■	50
75 Oakland	74
66 Centenary (La.) ■	55
64 Chicago St. ■	53
62 IUPUI †	70

Nickname: Leathernecks
 Colors: Purple & Gold
 Arena: Western Hall
 Capacity: 5,139; Year Built: 1964
 AD: Tim Van Alstine
 SID: Jason Kaufman

WESTERN KY.

Bowling Green, KY 42101-3576 I

Coach: Darrin Horn, Western Ky. 1995

2004-05 RESULTS (22-9)

76 Tennessee St. ■	73
71 Georgia	61
72 Montana ■	46
74 Southeast Mo. St. ■	53
82 Murray St.	72
75 Eastern Ky. ■	63
62 Evansville	68
70 Marshall ■	54
89 Kentucky St. ■	73
87 Austin Peay	80
80 Fordham ■	59
79 Virginia	80
66 Ark.-Little Rock	69
90 Arkansas St.	94
81 New Orleans ■	69
79 South Ala. ■	76
76 La.-Lafayette	91
77 New Mexico St.	75
61 Middle Tenn.	56
76 Arkansas St. ■	72
83 Florida Int'l ■	67
84 Denver ■	79
93 North Texas	92
53 Ark.-Little Rock ■	55
75 Bradley ■	60
85 Middle Tenn. ■	83
77 Florida Int'l	79
78 New Orleans †	67
68 Denver †	77
88 Kent St. ■	80
81 Wichita St.	84

Nickname: Hilltoppers
 Colors: Red & White
 Arena: E.A. Diddle Arena
 Capacity: 7,326; Year Built: 1963
 AD: Camden Wood Selig
 SID: Brian Fremund

WESTERN MICH.

Kalamazoo, MI 49008I

Coach: Steve Hawkins, South Ala. 1987

2004-05 RESULTS (20-13)

61 New Mexico St. †	65
64 Portland †	67
88 Alas. Fairbanks	65
68 Loyola (Ill.) ■	64
64 Detroit	48
70 Buffalo	53
69 Col. of Charleston	56
75 IUPUI	66

74 Southern California.....	81
74 Virginia Tech.....	68
65 South Ala. ■.....	45
72 Northern Ill.....	69
84 Akron ■.....	75
76 Kent St. ■.....	60
70 Bowling Green.....	61
67 Northern Ill. ■.....	60
65 Ball St. ■.....	66
60 Miami (Ohio).....	85
84 Central Mich. ■.....	39
77 Toledo.....	83
82 Eastern Mich. ■.....	71
85 Ohio.....	89
79 Buffalo ■.....	85
90 Marshall ■.....	70
74 Central Mich.....	84
75 UNI.....	86
73 Eastern Mich.....	63
77 Bowling Green ■.....	52
81 Ball St.....	88
66 Akron ↑.....	60
68 Buffalo ↑.....	75
54 Marquette.....	40
76 TCU ■.....	78

Nickname: Broncos
 Colors: Brown & Gold
 Arena: University Arena
 Capacity: 5,421; Year Built: 1957
 AD: Kathy Beaugerard
 SID: Scott Kuykendall

WESTERN NEW ENG.

Springfield, MA 01119III

Coach: Mike Theulen, Keene St. 1980

2004-05 RESULTS (18-10)

54 Marymount (Va.) ↑.....	58
62 Hartwick ↑.....	49
71 Wesleyan (Conn.) ■.....	62
58 Springfield ↑.....	60
58 Amherst ↑.....	71
79 Albertus Magnus.....	67
77 Elms.....	66
70 Daniel Webster ■.....	56
72 Suffolk.....	57
67 Emmanuel (Mass.).....	72
89 Albertus Magnus ■.....	60
60 Johnson & Wales.....	67
46 Emerson ■.....	57
89 Southern Vt. ■.....	57
79 Rivier ■.....	69
67 Westfield St. ■.....	47
47 Norwich.....	63
70 Suffolk ■.....	58
66 Daniel Webster.....	51
91 Emmanuel (Mass.) ■.....	72
77 Southern Vt.....	66
64 Norwich ■.....	58
76 Rivier.....	62
63 Johnson & Wales ■.....	60
64 Emerson.....	66
52 Johnson & Wales ■.....	57
70 Plymouth St.....	68
62 Wheaton (Mass.).....	85

Nickname: Golden Bears
 Colors: Royal Blue & Gold
 Arena: Alumni Healthful Living Center
 Capacity: 2,000; Year Built: 1993
 AD: Michael Theulen
 SID: Ken Cerino

WESTERN N.M.

Silver City, NM 88061II

Coach: Mark Coleman,
 St. Lawrence 1983

2004-05 RESULTS (6-21)

67 Colorado St.-Pueblo.....	80
53 New Mexico.....	93
78 Colorado St.-Pueblo ■.....	80
79 N.M. Highlands ■.....	75

76 N.M. Highlands.....	83
89 Western St.....	86
79 Adams St. ↑.....	73
79 St. Edward's ■.....	60
84 Angelo St. ↑.....	88
77 Cameron ↑.....	74
80 Hawaii-Hilo.....	95
83 Chaminade.....	93
63 Chaminade.....	86
67 Grand Canyon.....	75
93 Hawaii Pacific ■.....	83
70 BYU-Hawaii.....	74
64 BYU-Hawaii ■.....	88
70 Mont. St.-Billings.....	118
76 Mont. St.-Billings.....	104
77 Chaminade ■.....	92
70 Hawaii-Hilo ■.....	83
72 Hawaii-Hilo ■.....	92
63 BYU-Hawaii.....	94
70 Hawaii Pacific.....	84
63 Hawaii Pacific.....	82
64 Grand Canyon ■.....	77
68 Mont. St.-Billings ■.....	80

Nickname: Mustangs
 Colors: Purple & Gold
 Arena: Mustang Field House
 Capacity: 2,000; Year Built: 1448
 AD: Scott Woodard
 SID: Kent Beatty

WESTERN ORE.

Monmouth, OR 97361-1394II

Coach: Tim Hills, Western Baptist 1968

2004-05 RESULTS (16-11)

62 Sonoma St.....	77
96 Cal St. Stanislaus ↑.....	99
87 Cascade ■.....	51
56 Southern Ore.....	55
52 Alas. Anchorage.....	51
51 Alas. Fairbanks.....	70
86 Northwest Chrst. ↑.....	51
66 Fresno Pacific ↑.....	51
63 Southern Ore.....	59
65 Cal St. L.A. ■.....	53
66 Minn. St. Mankato ■.....	73
64 Humboldt St.....	79
87 Seattle ■.....	77
74 Northwest Nazarene ■.....	63
92 Central Wash.....	84
58 St. Martin's.....	69
61 Seattle Pacific ■.....	59
66 Western Wash. ■.....	79
72 Humboldt St. ■.....	56
61 Northwest Nazarene.....	69
79 Seattle.....	71
60 St. Martin's ■.....	53
68 Central Wash. ■.....	67
69 Western Wash.....	80
73 Seattle Pacific.....	82
71 Alas. Fairbanks ■.....	79
77 Alas. Anchorage ■.....	57

Nickname: Wolves
 Colors: Crimson Red & White
 Arena: Physical Education Building
 Capacity: 2,473; Year Built: 1972
 AD: Jon Carey
 SID: Russ Blunck

WESTERN ST.

Gunnison, CO 81231II

Coach: Al Sokaitis,
 Mass. Liberal Arts 1976

2004-05 RESULTS (5-21)

60 Lynn ↑.....	90
58 Northern Colo.....	76
86 Western N.M. ■.....	89
56 Alderson-Broaddus ■.....	74
50 Colorado Mines.....	73
67 Colo. Christian.....	97

87 Johnson & Wales (CO) ■.....	90
63 Neb.-Kearney ■.....	84
55 Chadron St.....	99
75 Fort Hays St.....	77
56 Metro St. ■.....	92
56 Regis (Colo.) ■.....	70
64 N.M. Highlands ■.....	81
79 UC-Colo. Spgs. ■.....	75
72 Adams St.....	69
70 Fort Lewis.....	89
64 Mesa St.....	72
66 Colorado St.-Pueblo ■.....	83
109 Johnson & Wales (CO) ■.....	97
65 Fort Lewis ■.....	87
56 Adams St. ■.....	46
61 Mesa St. ■.....	77
66 Colorado St.-Pueblo.....	57
57 Colorado Col.....	59
68 UC-Colo. Spgs.....	69
69 N.M. Highlands.....	78

Nickname: Mountaineers
 Colors: Crimson & Slate
 Arena: Paul Wright Gymnasium
 Capacity: 1,800; Year Built: 1951
 AD: Greg Waggoner
 SID: Bobby Heiken

WESTERN WASH.

Bellingham, WA 98225II

Coach: Brad Jackson,
 Washington St. 1975

2004-05 RESULTS (22-7)

84 Northwest (Wash.) ■.....	65
80 Cal St. Stanislaus ↑.....	63
84 Sonoma St.....	83
103 Pacific Lutheran ■.....	60
99 Cal Poly Pomona ■.....	82
81 Northwest Nazarene ■.....	68
91 Seattle ■.....	86
110 UC Santa Cruz ■.....	60
77 South Dakota ↑.....	95
73 Cal St. San B'dino ↑.....	69
108 Whitman ■.....	76
102 St. Martin's.....	91
100 Central Wash.....	105
68 Seattle Pacific.....	76
99 Alas. Fairbanks ■.....	90
102 Alas. Anchorage.....	92
75 Humboldt St.....	93
79 Western Ore.....	66
110 Central Wash. ■.....	98
110 St. Martin's ■.....	84
91 Seattle Pacific ■.....	87
105 Alas. Anchorage.....	79
74 Alas. Fairbanks.....	82
80 Western Ore. ■.....	69
107 Humboldt St. ■.....	83
105 Seattle.....	91
105 Northwest Nazarene.....	121
80 BYU-Hawaii.....	69
66 Alas. Fairbanks ■.....	88

Nickname: Vikings
 Colors: Blue, Silver & White
 Arena: Sam Carver Gymnasium
 Capacity: 2,534; Year Built: 1961
 AD: Lynda Goodrich
 SID: Paul Madison

WESTFIELD ST.

Westfield, MA 01086-1630III

Coach: Rich Sutter, St. Bonaventure 1984

2004-05 RESULTS (12-12)

93 Newbury ↑.....	80
114 Eastern Conn. St.....	116
77 Elms.....	95
57 Williams ■.....	73
82 Amherst ■.....	87
67 Springfield ■.....	81
92 Albertus Magnus ■.....	51

85 Purchase St. ■.....	45
62 Bridgewater St.....	67
80 Curry ■.....	58
78 Worcester St. ■.....	67
82 Salem St.....	90
85 Fitchburg St. ■.....	64
47 Western New Eng.....	67
71 Framingham St. ■.....	65
69 Mass. Liberal Arts.....	64
82 Bridgewater St. ■.....	61
61 Worcester St.....	70
68 Salem St. ■.....	84
87 Bard.....	54
69 Fitchburg St.....	66
51 Framingham St.....	65
94 Mass. Liberal Arts ■.....	66
74 Salem St.....	81

Nickname: Owls
 Colors: Blue & White
 Arena: Woodward Center
 Capacity: 1,100; Year Built: 2004
 AD: Richard Lenfest
 SID: Mickey Curtis

WESTMINSTER (MO.)

Fulton, MO 65251-1299III

Coach: Matt Mitchell, Arkansas 1987

2004-05 RESULTS (8-17)

60 Moody Bible.....	63
74 Fontbonne ↑.....	68
47 Central Mo. St.....	89
60 Mo.-Rolla ↑.....	78
49 North Park ■.....	58
63 Dominican (Ill.) ■.....	69
68 Rhema ■.....	59
63 Rio Grande ↑.....	77
70 Hawaii-Hilo ↑.....	87
70 Hendrix ■.....	69
76 Webster ■.....	87
78 Manhattan Chrst. ■.....	75
63 Greenville.....	70
89 Maryville (Mo.) ■.....	93
64 Fontbonne.....	66
58 Blackburn.....	63
109 MacMurray ■.....	112
63 Principia.....	73
65 Webster.....	77
110 Greenville ■.....	86
74 Maryville (Mo.).....	72
82 Fontbonne ■.....	86
78 Blackburn.....	71
114 MacMurray.....	91
69 Principia ■.....	71

Nickname: Blue Jays
 Colors: Blue & White
 Arena: Westminster Gym
 Capacity: 1,200; Year Built: 1928
 AD: Matt Mitchell
 SID: Erin Schwada

WESTMINSTER (PA.)

New Wilmington, PA 16172III

Coach: Larry Ondako,
 Westminster (Pa.) 1993

2004-05 RESULTS (15-11)

131 Hiram ■.....	101
96 Olivet ■.....	105
117 Penn St.-New Kens. ■.....	95
121 Framingham St. ↑.....	110
102 Carnegie Mellon.....	100
109 Penn St.-Behrend ■.....	99
135 Allegheny ■.....	128
121 Elizabethtown.....	120
95 La Roche.....	89
79 Wooster ■.....	116
122 Bethany Lutheran ↑.....	119
82 Montclair St.....	103
113 Case Reserve.....	109
102 Juniata ■.....	109
86 Grove City.....	94

125 Thiel ■	100
109 Bethany (W.V.) ■	120
116 Wash. & Jeff. ■	101
113 Waynesburg	98
116 Geneva	125
110 Grove City ■	102
114 Thiel	119
99 Bethany (W.V.)	110
79 Wash. & Jeff.	94
127 Waynesburg ■	108
107 Thiel ■	110

Nickname: Titans
 Colors: Navy Blue & White
 Arena: Buzz Ridl Gymnasium
 Capacity: 2,300; Year Built: 1950
 AD: James E. Dafler
 SID: Joe Onderko

WHEATON (ILL.)

Wheaton, IL 60187-5593III

Coach: Bill Harris, Gordon 1970

2004-05 RESULTS (20-6)

117 MacMurray ■	83
64 Texas Lutheran ■	59
90 Concordia (Ill.) ■	61
67 Chicago	55
91 Calvin ■	87
76 Hope ■	57
67 Marion	70
73 Wabash	54
94 Curry †	63
82 Williams	74
102 Gordon	77
62 North Central (Ill.)	82
73 Ill. Wesleyan ■	80
99 North Park	80
84 Elmhurst ■	75
62 Augustana (Ill.) ■	59
84 Carthage ■	75
65 Millikin ■	62
73 North Central (Ill.) ■	69
86 Ill. Wesleyan	74
79 Millikin	63
77 Elmhurst	88
97 North Park ■	78
76 Augustana (Ill.)	83
79 Carthage	70
74 Calvin ■	75

Nickname: Thunder
 Colors: Orange & Blue
 Arena: King Arena
 Capacity: 2,650; Year Built: 2000
 AD: Tony Ladd
 SID: Brett Marhanka

WHEATON (MASS.)

Norton, MA 02766III

Coach: Brian Walmsley, Bentley 1988

2004-05 RESULTS (21-9)

105 Eastern Nazarene †	67
69 Rutgers-Newark	74
93 Brandeis ■	78
75 Salve Regina	89
80 Emerson ■	69
89 Endicott	87
77 Connecticut Col.	67
72 Roger Williams ■	67
94 Bridgewater St. ■	77
77 Clark (Mass.) ■	59
74 MIT	64
81 Springfield	79
82 Coast Guard ■	70
91 Tufts ■	79
86 Fitchburg St. ■	74
67 WPI ■	69
62 MIT ■	71
77 Clark (Mass.)	63

78 Babson ■	72
76 Springfield ■	79
68 WPI	75
73 Newbury	76
75 Coast Guard	78
76 Babson	67
61 MIT ■	56
90 Springfield †	78
60 WPI	64
91 Emerson ■	63
85 Western New Eng. ■	62
78 Rhode Island Col. ■	66

Nickname: Lyons
 Colors: Royal & White
 Arena: Emerson Gymnasium
 Capacity: 1,000; Year Built: 1991
 AD: Chad Yowell
 SID: Scott Dietz

WHEELING JESUIT

Wheeling, WV 26003-6295II

Coach: Jay DeFruscio, Ursinus 1982

2004-05 RESULTS (21-11)

78 Newport News †	58
126 Ohio St.-Newark †	43
88 Davis & Elkins	72
124 Ohio-Eastern ■	61
78 West Liberty St. ■	83
94 Pitt.-Johnstown	68
73 Seton Hill ■	79
72 Slippery Rock ■	65
101 Penn St.-New Kens. ■	63
57 West Chester	62
76 Shepherd	88
96 Glenville St. ■	85
70 Alderson-Broadddus ■	67
93 West Virginia St.	103
73 Salem Int'l ■	87
77 Fairmont St.	68
94 Ohio Valley ■	65
73 West Liberty St.	93
108 West Va. Wesleyan ■	69
74 West Va. Tech.	57
87 Bluefield St. ■	71
71 Concord ■	64
69 Charleston (W.V.)	74
71 Salem Int'l	80
75 Fairmont St. ■	78
64 Ohio Valley	56
97 West Liberty St. ■	79
90 Glenville St. ■	81
89 West Virginia St.	85
75 Alderson-Broadddus †	72
90 West Liberty St. †	67
94 Pfeiffer	110

Nickname: Cardinals
 Colors: Red & Gold
 Arena: Alma McDonough Center
 Capacity: 2,200; Year Built: 1990
 AD: Jay DeFruscio
 SID: To be named

WHITMAN

Walla Walla, WA 99362III

Coach: Skip Molitor, Gonzaga 1974

2004-05 RESULTS (5-20)

65 Northwest (Wash.)	74
60 Evergreen St. ■	68
123 Redlands	148
91 UC Santa Cruz †	85
86 Pacific Lutheran †	74
70 Northwest (Wash.) ■	74
55 Lewis-Clark St. ■	69
76 Western Wash.	108
75 George Fox ■	78
89 Linfield ■	90
64 Pacific Lutheran	67
67 Puget Sound	101

87 Walla Walla ■	96
78 Pacific (Ore.) ■	68
87 Lewis & Clark ■	99
60 Whitworth	86
71 Willamette	60
75 George Fox	79
76 Linfield	92
93 Pacific Lutheran ■	85
69 Puget Sound ■	96
66 Pacific (Ore.)	71
61 Lewis & Clark	79
59 Whitworth	76
65 Willamette ■	74

Nickname: Missionaries
 Colors: Blue & Gold
 Arena: Sherwood Center
 Capacity: 2,000; Year Built: 1968
 AD: To be named
 SID: Dave Holden

WHITTIER

Whittier, CA 90608-0634III

Coach: Rock Carter, Whittier 1989

2004-05 RESULTS (13-12)

55 Wittenberg †	73
76 Tufts †	88
77 La Sierra ■	66
74 La Sierra	55
78 Dallas ■	61
76 Chapman	59
83 Concordia (Wis.) ■	67
77 Gust. Adolphus ■	73
85 Swarthmore ■	76
51 Chapman ■	58
84 S'western (Ariz.) ■	55
41 Occidental ■	60
82 La Verne	75
65 Cal Lutheran ■	64
76 Caltech ■	70
68 Pomona-Pitzer	70
55 Claremont-M-S ■	76
134 Redlands	140
33 Occidental	81
81 La Verne ■	79
66 Cal Lutheran	81
65 Caltech	56
55 Pomona-Pitzer ■	60
50 Claremont-M-S	80
121 Redlands ■	126

Nickname: Poets
 Colors: Purple & Gold
 Arena: Graham Activity Center
 Capacity: 2,200; Year Built: 1979
 AD: Rock Carter
 SID: Rock Carter

WHITWORTH

Spokane, WA 99251-2501III

Coach: Jim Hayford, Azusa Pacific 1989

2004-05 RESULTS (13-11)

46 Mt. St. Mary (N.Y.) †	57
75 Hunter †	53
73 Trinity (Tex.)	94
72 Southwestern (Tex.) †	76
51 Lewis-Clark St. †	46
76 Northwest (Wash.) †	67
79 Walla Walla	72
60 Utah	81
75 Linfield ■	64
78 George Fox ■	89
88 Puget Sound	114
64 Pacific Lutheran	69
79 Lewis & Clark ■	83
75 Pacific (Ore.) ■	52
86 Whitman ■	60
71 Willamette	66
72 Linfield	75
53 George Fox	61
63 Puget Sound ■	69
75 Pacific Lutheran ■	50
82 Lewis & Clark	58

82 Pacific (Ore.)	76
76 Whitman	59
87 Willamette ■	84

Nickname: Pirates
 Colors: Crimson & Black
 Arena: Whitworth Field House
 Capacity: 1,600; Year Built: 1960
 AD: Scott McQuilkin
 SID: Steve Flegel

WICHITA ST.

Wichita, KS 67260I

Coach: Mark Turgeon, Kansas 1987

2004-05 RESULTS (22-10)

80 Eastern Wash. ■	62
72 Austin Peay	62
65 San Francisco ■	55
75 Drake	53
90 Providence	86
71 Tulsa	66
84 Texas-San Antonio ■	79
81 UMKC ■	68
91 Evansville ■	81
59 Manhattan ■	64
63 Missouri St.	61
88 Bradley ■	73
60 Indiana St.	64
81 Evansville	65
58 Southern Ill. ■	56
65 UNI	57
76 Drake ■	65
78 Illinois St. ■	72
69 Creighton	73
67 Indiana St. ■	57
76 Illinois St.	62
68 Bradley	74
68 Creighton ■	82
58 Miami (Ohio)	65
72 Missouri St. ■	61
55 Southern Ill.	65
66 UNI ■	67
72 Drake †	52
60 Creighton †	70
85 Houston ■	69
84 Western Ky. ■	81
63 Vanderbilt	65

Nickname: Shockers
 Colors: Yellow & Black
 Arena: Levitt Arena
 Capacity: 10,559; Year Built: 1955
 AD: Jim Schaus
 SID: Larry Rankin

WIDENER

Chester, PA 19013-5792III

Coach: Dave Duda,
 Spring Garden 1988

2004-05 RESULTS (13-11)

64 Colby †	95
117 Purchase St. †	52
80 Chestnut Hill ■	76
69 Methodist †	71
66 Elmira †	63
91 Moravian	94
99 Juniata ■	73
104 Rutgers-Camden ■	62
95 Phila. Bible ■	67
70 Lincoln (Pa.)	80
66 Goucher	67
78 Wilmington (Del.) ■	75
54 Albright	56
63 Elizabethtown ■	64
75 Lebanon Valley ■	56
66 Susquehanna	63
75 Messiah ■	64
78 Juniata	54
78 Moravian ■	66
62 Elizabethtown	77

68 Albright ■	81
63 Susquehanna ■	55
53 Lebanon Valley	79
66 Messiah	74

Nickname: Pioneers
 Colors: Blue & Gold
 Arena: Schwartz Center
 Capacity: 1,500; Year Built: 1971
 AD: David Duda
 SID: James Wagner

WILKES

Wilkes-Barre, PA 18766.....III

Coach: Jerry Rickrode, Skidmore 1985

2004-05 RESULTS (15-10)

70 Lincoln (Pa.) ■	58
82 New Jersey City ■	69
66 King's (Pa.)	69
63 DeSales ■	56
71 Albright ■	87
77 Marywood ■	74
100 Misericordia	89
86 Baptist Bible (Pa.) ■	61
93 Apprentice †	81
65 Alvernia †	70
73 Scranton ■	67
72 FDU-Florham	61
79 Lycoming ■	73
70 Delaware Valley	85
87 Drew ■	51
61 DeSales	74
74 Centenary (N.J.)	69
78 King's (Pa.) ■	88
74 FDU-Florham ■	58
70 Lincoln (Pa.)	73
64 Scranton	68
83 Delaware Valley ■	62
67 Lycoming	68
64 Drew	61
63 DeSales	67

Nickname: Colonels
 Colors: Blue & Gold
 Arena: Arnaud Marts Sports Center
 Capacity: 3,500; Year Built: 1988
 AD: Addy Malatesta
 SID: John Seitzinger

WILLAMETTE

Salem, OR 97301-3931III

Coach: Gordie James,
Cal Poly Pomona 1964

2004-05 RESULTS (11-14)

61 Albertson	78
83 Concordia (Ore.) †	55
57 Claremont-M-S	56
72 Pomona-Pitzer	77
78 Western Baptist ■	89
61 Southern Ore. ■	57
67 Cascade ■	79
57 Northern Ariz.	96
60 Warner Pacific	65
82 Pacific Lutheran ■	44
73 Puget Sound	79
76 Lewis & Clark ■	55
63 Linfield	77
94 George Fox ■	87
55 Pacific (Ore.)	56
66 Whitworth ■	71
60 Whitman ■	71
65 Puget Sound	91
83 Pacific (Ore.) ■	68
101 George Fox	77
69 Lewis & Clark	56
70 Linfield ■	76
90 Pacific Lutheran	83
74 Whitman	65
84 Whitworth	87

Nickname: Bearcats
 Colors: Cardinal & Old Gold
 Arena: Cone Fieldhouse
 Capacity: 2,600; Year Built: 1974
 AD: Mark Majeski
 SID: Cliff Voliva

WILLIAM & MARY

Williamsburg, VA 23187.....I

Coach: Tony Shaver,
North Carolina 1976

2004-05 RESULTS (8-21)

84 Hartford ■	71
81 Radford ■	76
62 Campbell	75
63 Virginia Tech ■	80
90 Longwood ■	60
56 Old Dominion	69
62 UNC Greensboro	84
47 Kentucky	92
60 Hampton ■	51
66 North Carolina	105
59 Hofstra	71
59 Delaware ■	69
47 James Madison	55
65 Drexel	91
49 UNC Wilmington ■	54
77 Va. Commonwealth ■	79
83 Towson ■	65
62 George Mason	95
51 Hofstra	72
48 Drexel ■	60
47 Delaware	76
72 UNC Wilmington	80
99 George Mason ■	104
80 James Madison	54
66 Old Dominion	82
69 Va. Commonwealth	91
57 Towson	50
68 James Madison †	54
51 Old Dominion †	64

Nickname: Tribe
 Colors: Green, Gold & Silver
 Arena: William and Mary Hall
 Capacity: 8,600; Year Built: 1970
 AD: Edward C. Driscoll Jr.
 SID: Dan Wakely

WM. PATERSON

Wayne, NJ 07470-2152III

Coach: Jose Rebinbas, Seton Hall 1990

2004-05 RESULTS (15-10)

80 Manhattanville	71
64 Kean	68
77 New Jersey City ■	64
67 Montclair St.	54
59 Richard Stockton ■	54
49 Rutgers-Newark	54
88 Centenary (N.J.)	49
86 Hunter	37
61 Merchant Marine ■	50
78 York (N.Y.)	47
61 TCNJ ■	64
70 Rowan ■	57
63 Ramapo ■	75
79 Purchase St. ■	61
68 Farmingdale ■	54
75 Rutgers-Camden	48
58 TCNJ	65
72 Montclair St. ■	63
50 Richard Stockton	52
51 Rutgers-Newark ■	54
63 Rowan	77
54 Kean ■	56
74 New Jersey City	65
74 Ramapo	82
103 Rutgers-Camden ■	45

Nickname: Pioneers
 Colors: Orange & Black

Arena: Rec Center
 Capacity: 4,000; Year Built: 1984
 AD: Sabrina Grant
 SID: Joe Martinelli

WILLIAMS

Williamstown, MA 01267III

Coach: David Paulsen, Williams 1987

2004-05 RESULTS (16-9)

74 Haverford	71
81 Swarthmore	61
59 Wesleyan (Conn.) ■	47
60 Lasell ■	53
73 Westfield St.	57
93 Mass. Liberal Arts ■	68
106 Me. Fort Kent ■	58
76 Union (N.Y.)	68
79 Springfield	89
77 Babson †	65
78 DePauw †	71
98 Southern Vt. ■	86
74 Wheaton (Ill.) ■	82
78 Amherst ■	88
71 Wesleyan (Conn.)	72
91 Connecticut Col.	55
76 Hamilton	50
78 Tufts ■	95
70 Bates ■	80
72 Middlebury	54
45 Amherst	72
84 Trinity (Conn.)	91
80 Colby ■	74
88 Bowdoin ■	81
73 Bates	76

Nickname: Ephs
 Colors: Purple
 Arena: Chandler Gymnasium
 Capacity: 2,900; Year Built: 1988
 AD: Harry Sheehy
 SID: Dick Quinn

WILMINGTON (DEL.)

New Castle, DE 19720II

Coach: Scott Barker, Delaware 1986

2004-05 RESULTS (2-25)

57 West Chester	81
71 Kutztown ■	80
83 Bloomfield	94
68 Nyack ■	89
63 Phila. Sciences	87
80 Post ■	77
64 Bowie St.	123
78 Mansfield †	116
82 NJIT	87
75 Widener	78
74 Holy Family ■	90
52 Dominican (N.Y.)	88
58 Felician ■	85
65 Goldey-Beacom ■	69
57 Bloomfield ■	78
60 Nyack	79
59 Phila. Sciences ■	70
79 Columbia Union	69
64 Post	90
66 Caldwell	82
58 Lincoln (Pa.)	76
54 NJIT ■	69
65 Holy Family	85
55 Dominican (N.Y.) ■	64
74 Felician	99
48 Goldey-Beacom	67
65 Caldwell ■	77

Nickname: Wildcats
 Colors: Forest Green & White
 AD: Frank Aiello
 SID: Erin T. Harvey

WILMINGTON (OHIO)

Wilmington, OH 45177.....III

Coach: Marc Kuntz

2004-05 RESULTS (10-16)

79 Defiance ■	78
85 Anderson (Ind.) ■	73
71 Franklin ■	80
44 Earlham	57
65 Thomas More	67
82 John Carroll ■	94
82 Otterbein ■	77
75 Heidelberg	73
69 Rose-Hulman ■	58
88 Marietta	78
80 Maryville (Tenn.) ■	72
90 Baldwin-Wallace ■	97
61 Muskingum	68
80 Mount Union ■	68
50 Capital	91
58 Baldwin-Wallace	59
79 Ohio Northern ■	85
45 Muskingum ■	51
59 Mount Union	63
63 Capital	81
51 John Carroll	77
60 Ohio Northern	54
70 Heidelberg ■	73
71 Otterbein	79
97 Marietta ■	92
67 John Carroll	75

Nickname: Quakers
 Colors: Green & White
 Arena: Hermann Court
 Capacity: 3,000; Year Built: 1966
 AD: Terry A. Rupert
 SID: Bill Salyer

WINGATE

Wingate, NC 28174II

Coach: Parker Laketa, Kansas St. 1986

2004-05 RESULTS (8-20)

75 Lander	96
79 Armstrong Atlantic ■	59
70 Livingstone	72
88 Fayetteville St. ■	84
102 St. Augustine's	105
78 Francis Marion ■	87
69 North Greenville ■	53
77 Kennesaw St.	85
91 West Ga. †	108
72 Armstrong Atlantic	84
59 S.C. Upstate ■	73
79 Livingstone ■	70
80 Tusculum ■	92
85 Presbyterian	97
73 Newberry	72
62 Lenoir-Rhyne ■	73
76 Mars Hill ■	73
78 Catawba	81
70 Carson-Newman ■	78
69 North Greenville	73
101 Tusculum	116
88 Presbyterian ■	82
79 Newberry ■	75
78 Lenoir-Rhyne	87
59 Mars Hill	76
66 Catawba ■	78
79 Carson-Newman	92
76 Lenoir-Rhyne	87

Nickname: Bulldogs
 Colors: Navy Blue & Old Gold
 Arena: Cuddy Arena
 Capacity: 2,300; Year Built: 1986
 AD: Steve Poston
 SID: David Sherwood

WINONA ST.

Winona, MN 55987-5838.....II

Coach: Mike Leaf,
St. Mary's (Minn.) 1983

2004-05 RESULTS (24-11)

64	Chaminade	67
84	BYU-Hawaii	94
98	Hawaii Pacific †	67
90	Northwood †	71
71	St. Mary's (Minn.)	40
84	Minn. St. Mankato ■	92
79	Minn. St. Mankato	87
92	Upper Iowa ■	59
72	Viterbo ■	52
101	St. Thomas (Minn.) ■	91
65	Quincy	71
68	Saginaw Valley †	72
81	South Dakota †	70
75	Augustana (S.D.)	56
87	Upper Iowa	54
85	Minn.-Crookston	61
77	Bemidji St.	94
84	Wayne St. (Neb.) ■	87
81	Southwest Minn. St. ■	68
88	Northern St.	76
73	Minn. St. Moorhead	68
77	Concordia-St. Paul ■	65
59	South Dakota St.	70
81	Concordia-St. Paul	71
76	Minn. St. Moorhead ■	75
96	Northern St. ■	74
87	Southwest Minn. St.	59
80	Wayne St. (Neb.)	75
80	Bemidji St. ■	67
72	Minn.-Crookston ■	68
98	Minn. St. Moorhead ■	86
76	Concordia-St. Paul ■	70
69	Northern St. ■	73
64	Neb.-Omaha †	58
68	South Dakota †	73

Nickname: Warriors
Colors: Purple & White
Arena: McCown Gymnasium
Capacity: 3,500; Year Built: 1973
AD: Larry Holstad
SID: Michael Herzberg

WINSTON-SALEM

Winston-Salem, NC 27110.....II

Coach: Philip Stitt, Brewton Parker 1991

2004-05 RESULTS (22-8)

53	Lenoir-Rhyne ■	55
89	Concord †	80
85	St. Paul's †	53
51	Lenoir-Rhyne	50
69	North Fla. ■	66
81	Queens (N.C.)	71
46	S.C. Upstate ■	49
82	West Virginia St. ■	75
83	Mars Hill	80
52	Augusta St.	70
64	North Fla.	67
76	Virginia Union ■	62
60	Elizabeth City St.	46
71	St. Augustine's	75
71	Johnson C. Smith	70
76	Shaw ■	72
66	Virginia St. ■	52
67	Bowie St. ■	62
74	Fayetteville St.	64
86	N.C. Central	81
78	St. Augustine's ■	74
62	Livingstone ■	57
77	Johnson C. Smith ■	65
66	Livingstone	59
57	Fayetteville St. ■	67
79	N.C. Central ■	58
77	St. Paul's	65
58	Livingstone †	48
64	Virginia Union †	79
59	S.C. Upstate †	63

Nickname: Rams

Colors: Scarlet & White
Arena: C.E. Gaines Center
Capacity: 3,100; Year Built: 1978
AD: Percy Caldwell
SID: Chris Zona

WINTHROP

Rock Hill, SC 29733.....I

Coach: Gregg Marshall,
Randolph-Macon 1985

2004-05 RESULTS (27-6)

49	Arkansas †	72
89	Troy †	80
52	Austin Peay †	36
52	South Carolina	62
60	Weber St. ■	49
60	Providence	54
86	Barton ■	57
67	Siena ■	58
70	East Caro.	55
64	Portland	70
56	Oregon	71
69	GC&SU ■	56
90	Ferrum ■	62
68	Coastal Caro.	76
75	Liberty ■	73
78	UNC Asheville	70
74	Radford ■	54
65	Birmingham-So.	57
80	Coastal Caro. ■	66
58	Charleston So. ■	45
69	VMI ■	44
67	UNC Asheville ■	60
72	High Point	55
69	Liberty	61
55	Birmingham-So. ■	41
65	Radford	55
74	High Point ■	66
63	VMI	48
65	Charleston So.	62
74	Coastal Caro. ■	62
78	Birmingham-So. ■	64
68	Charleston So. ■	46
64	Gonzaga †	74

Nickname: Eagles
Colors: Garnet & Gold
Arena: Winthrop Coliseum
Capacity: 6,100; Year Built: 1982
AD: Thomas N. Hickman
SID: Jack Frost

WISCONSIN

Madison, WI 53711.....I

Coach: Bo Ryan, Wilkes 1969

2004-05 RESULTS (25-9)

77	Penn ■	44
72	UC Santa Barb. ■	61
61	Pepperdine	75
69	Maryland ■	64
70	Rutgers	62
65	Wis.-Green Bay ■	55
54	Marquette	63
66	Wis.-Milwaukee ■	37
85	UNC Greensboro ■	53
89	Western Caro. ■	49
76	Alabama ■	62
77	Purdue	68
61	Indiana	74
72	Ohio St. ■	66
62	Michigan St. ■	59
72	Michigan	61
65	Illinois ■	75
76	Penn St.	50
73	Northwestern ■	58
50	Minnesota	60
72	Iowa ■	69
59	Illinois	70
76	Michigan ■	50
64	Michigan St.	77
64	Ohio St.	56
62	Indiana ■	60
64	Purdue ■	52
60	Ohio St. †	49
59	Iowa †	56

43	Illinois †	54
57	UNI †	52
71	Bucknell †	62
65	North Carolina St. †	56
82	North Carolina †	88

Nickname: Badgers
Colors: Cardinal & White
Arena: Kohl Center
Capacity: 17,142; Year Built: 1998
AD: Barry Alvarez
SID: Brian Lucas

WIS. LUTHERAN

Milwaukee, WI 53226III

Coach: Skip Noon, Martin Luther 1986

2004-05 RESULTS (12-15)

49	Earlham †	59
109	Ind.-Northwest †	95
75	Wis.-Whitewater	95
82	DePauw	85
53	Washington-St. Louis †	94
48	Lawrence	83
66	Elmhurst ■	75
74	Kalamazoo	69
69	Milwaukee Engr.	57
87	Maranatha Baptist ■	69
42	Wis.-Stevens Point	82
64	Methodist †	76
103	Marywood †	84
83	Lakeland ■	69
77	Marian (Wis.)	75
96	Concordia (Wis.) ■	88
95	Edgewood	99
71	Concordia (Ill.) ■	52
77	Milwaukee Engr. ■	81
72	Wis.-Eau Claire	97
73	Maranatha Baptist	61
47	Lakeland	81
88	Marian (Wis.) ■	81
78	Concordia (Wis.)	94
74	Edgewood ■	80
69	Milwaukee Engr. ■	67
90	Concordia (Wis.)	92

Nickname: Warriors
Colors: Forest Green & White
Arena: The REX
Capacity: 2,500; Year Built: 1992
AD: Edward Noon
SID: Cheryl Pasbrig

WIS.-EAU CLAIRE

Eau Claire, WI 54702-4004III

Coach: Terry Gibbons,
Wis.-Oshkosh 1983

2004-05 RESULTS (13-13)

77	Coe	72
60	Buena Vista	70
77	Manchester ■	63
93	Finlandia	94
69	Wis.-Superior	52
50	Wis.-Stevens Point ■	71
64	Wis.-Oshkosh ■	54
69	Wis.-La Crosse	55
86	Finlandia †	70
60	Luther ■	53
64	Lakeland ■	46
79	St. Scholastica	65
42	Wis.-Platteville ■	59
77	Wis.-Whitewater	76
54	Wis.-Stout	76
41	Wis.-River Falls ■	42
54	Wis.-Platteville	60
85	Wis.-Superior ■	89
77	Wis.-La Crosse	69
97	Wis. Lutheran ■	72
59	Wis.-Whitewater ■	75
55	Wis.-Stevens Point	83
85	Wis.-Stout ■	92
60	Wis.-Oshkosh	67

75	Wis.-River Falls	62
72	Wis.-Oshkosh	77

Nickname: Bugolds
Colors: Navy Blue & Old Gold
Arena: W.L. Zorn Arena
Capacity: 2,450; Year Built: 1952
AD: Scott Kilgallon
SID: Tim Petermann

WIS.-GREEN BAY

Green Bay, WI 54311-7001I

Coach: Tod Kowalczyk,
Minn.-Duluth 1989

2004-05 RESULTS (17-11)

68	IUPUI ■	53
46	Michigan St.	104
59	Southeast Mo. St. ■	55
79	Chicago St.	71
82	Weber St. ■	62
55	Wisconsin	65
75	Montana St.	70
65	UNI	76
72	North Dakota St. ■	66
68	Hartford ■	60
73	Wright St. ■	71
78	Youngstown St. ■	55
57	Butler	50
81	Cleveland St. ■	76
56	Wis.-Milwaukee	86
61	Loyola (Ill.) ■	80
76	Ill.-Chicago ■	72
60	Detroit	54
76	Wis.-Milwaukee ■	72
47	Butler ■	70
69	Cleveland St.	62
78	Youngstown St.	49
64	Loyola (Ill.)	80
78	Ill.-Chicago	66
69	Illinois St. ■	79
56	Detroit ■	68
80	Wright St.	94
55	Detroit †	61

Nickname: Phoenix
Colors: Green, White & Red
Arena: Resch Center
Capacity: 9,877; Year Built: 2002
AD: Ken Bothof
SID: Brian Nicol

WIS.-LA CROSSE

La Crosse, WI 54601III

Coach: Ken Koelbl, Viterbo 1990

2004-05 RESULTS (7-18)

61	Buena Vista	71
66	Coe	75
55	Viterbo ■	48
54	Ripon	78
60	Lakeland ■	64
52	Edgewood ■	49
44	Wis.-Oshkosh ■	66
60	Wis.-Stout	63
55	Wis.-Eau Claire ■	69
68	Carleton ■	82
57	Guilford	74
64	Case Reserve †	50
67	Wis.-River Falls ■	56
49	Wis.-Stevens Point	65
62	Wis.-Platteville	70
60	Wis.-Whitewater ■	75
69	Wis.-Superior	63
62	Wis.-Stevens Point ■	63
69	Wis.-Eau Claire	77
50	Wis.-Platteville ■	52
77	Wis.-Oshkosh	62
62	Wis.-River Falls	69
58	Wis.-Whitewater	83
62	Wis.-Stout	49
69	Wis.-Superior ■	76

Nickname: Eagles
 Colors: Maroon & Gray
 Arena: Mitchell Hall
 Capacity: 2,880; Year Built: 1964
 AD: Joe Baker
 SID: David Johnson

WIS.-MILWAUKEE

Milwaukee, WI 53211

Coach: Bruce Pearl,
 Boston College 1982

2004-05 RESULTS (26-6)

117	Prairie View ■	55
87	Wis.-Parkside ■	50
50	Air Force ■	45
89	South Dakota St. ■	54
75	Ill.-Chicago	67
57	St. Louis	47
71	Valparaiso	72
37	Wisconsin	66
62	Kansas †	73
88	Manhattan	78
68	Detroit ■	76
71	Butler	68
73	Loyola (Ill.) ■	56
65	Youngstown St.	42
86	Wis.-Green Bay ■	56
71	Wright St. ■	66
85	Cleveland St. ■	65
61	Detroit	48
73	Purdue	68
72	Wis.-Green Bay	76
79	Wright St.	70
85	Ill.-Chicago ■	75
74	Loyola (Ill.)	67
90	Youngstown St. ■	67
64	Butler	53
87	Hawaii	81
81	Cleveland St.	59
94	Loyola (Ill.) ■	76
59	Detroit ■	58
83	Alabama †	73
83	Boston College †	75
63	Illinois †	77

Nickname: Panthers
 Colors: Black & Gold
 Arena: Klotsche Center
 Capacity: 5,000; Year Built: 1977
 AD: Bud K. Haidet
 SID: Kevin O'Connor

WIS.-OSHKOSH

Oshkosh, WI 54901-8683

Coach: Ted Van Dellen,
 Wis.-Oshkosh 1978

2004-05 RESULTS (19-8)

77	Edgewood ■	68
51	Marian (Wis.)	43
65	St. Norbert ■	51
85	Finlandia ■	67
68	Wis.-Whitewater ■	60
66	Wis.-La Crosse	44
54	Wis.-Eau Claire	64
62	Wis.-River Falls ■	51
46	Lawrence ■	52
77	Carroll (Wis.) ■	72
59	North Central (Ill.) †	60
88	Purdue-North Cent. †	61
81	Cardinal Stritch †	71
82	Wis.-Platteville ■	60
71	Wis.-Superior	61
65	Wis.-Stout ■	74
44	Wis.-Stevens Point	69
77	Wis.-Superior ■	71
97	Wis.-Whitewater	92
65	Wis.-River Falls	59
77	Wis.-Stout	63
62	Wis.-La Crosse ■	77
44	Wis.-Platteville	47

67	Wis.-Eau Claire ■	60
74	Wis.-Stevens Point ■	59
77	Wis.-Eau Claire ■	72
59	Wis.-Stevens Point	65

Nickname: Titans
 Colors: Black, Gold & White
 Arena: Kolf Sports Center
 Capacity: 5,800; Year Built: 1971
 AD: Allen F. Ackerman
 SID: Kennan Timm

WIS.-PARKSIDE

Kenosha, WI 53141-2000

Coach: Luke Reigel, Wis.-Platteville 1997

2004-05 RESULTS (10-18)

71	Hillsdale	76
56	Concordia-St. Paul ■	68
50	Wis.-Milwaukee	87
74	Quincy	88
75	Mo.-St. Louis	66
79	Ky. Wesleyan ■	86
84	Bellarmine ■	78
70	Indianapolis	76
85	St. Joseph's (Ind.)	92
79	Ill.-Chicago	73
76	Seattle Pacific	98
86	Seattle †	73
97	Northland ■	41
79	Lewis	74
52	SIU Edwardsville	67
73	Mo.-St. Louis ■	80
58	Southern Ind. ■	62
93	Bellarmine	82
86	Northern Ky.	101
84	St. Joseph's (Ind.) ■	92
64	SIU Edwardsville ■	66
78	Quincy ■	84
64	Southern Ind.	88
74	Ky. Wesleyan	103
70	Northern Ky. ■	63
82	Indianapolis ■	79
79	Lewis ■	77
49	SIU Edwardsville †	62

Nickname: Rangers
 Colors: Green, White & Black
 Arena: DeSimone Gymnasium
 Capacity: 2,120; Year Built: 1970
 AD: David C. Williams
 SID: Steve Kratochvil

WIS.-PLATTEVILLE

Platteville, WI 53818-3099

Coach: Paul Combs, Ripon 1993

2004-05 RESULTS (19-7)

87	Concordia (Wis.) ■	55
56	Lawrence ■	64
60	Edgewood	61
77	Dubuque †	62
71	Loras	54
44	Wis.-Stevens Point	55
77	Wis.-Superior ■	42
90	Wis.-Whitewater	70
58	Wabash	35
65	Marion †	63
62	Elmhurst	66
60	Wis.-Oshkosh	82
59	Wis.-Eau Claire	42
70	Wis.-La Crosse ■	62
58	Wis.-River Falls ■	50
67	Wis.-Stout ■	59
60	Wis.-Eau Claire ■	54
73	Wis.-Stevens Point ■	58
52	Wis.-La Crosse	50
74	Wis.-Superior	64
47	Wis.-Oshkosh ■	44
59	Wis.-River Falls	60
84	Wis.-Whitewater ■	75
56	Wis.-Stout	51

70	Wis.-River Falls ■	55
76	Wis.-Whitewater ■	89

Nickname: Pioneers
 Colors: Blue & Orange
 Arena: Williams Fieldhouse
 Capacity: 2,300; Year Built: 1962
 AD: Mark Molesworth
 SID: Paul Erickson

WIS.-RIVER FALLS

River Falls, WI 54022

Coach: Rick Bowen, Indiana 1966

2004-05 RESULTS (8-17)

84	Lakeland †	68
62	Bethel (Minn.)	88
62	St. John's (Minn.) ■	59
81	Macalester ■	73
43	Wis.-Stout	83
50	Wis.-Stevens Point ■	65
51	Wis.-Oshkosh	62
56	Viterbo	65
83	Concordia-St. Paul	95
78	St. Thomas (Minn.) ■	74
52	Calvin ■	73
56	Wis.-La Crosse	67
68	Wis.-Whitewater	73
73	Wis.-Superior ■	68
50	Wis.-Platteville	58
42	Wis.-Eau Claire	41
53	Wis.-Whitewater	76
71	Wis.-Stout ■	79
59	Wis.-Oshkosh ■	65
65	Wis.-Superior	74
69	Wis.-La Crosse ■	62
60	Wis.-Platteville	59
66	Wis.-Stevens Point	94
62	Wis.-Eau Claire ■	75
55	Wis.-Platteville	70

Nickname: Falcons
 Colors: Red & White
 Arena: Karges Center
 Capacity: 2,000; Year Built: 1958
 AD: Richard H. Bowen
 SID: Jim Thies

WIS.-STEVENS POINT

Stevens Point, WI 54481

Coach: Jack Bennett, Ripon 1971

2004-05 RESULTS (29-3)

65	Southwestern (Tex.) †	42
70	Chicago	58
70	Lakeland	59
75	Ripon ■	53
55	Wis.-Platteville ■	44
71	Wis.-Eau Claire	50
65	Wis.-River Falls	50
75	Wis.-Stout ■	52
86	Viterbo	54
82	Wis. Lutheran ■	42
63	Wis.-Whitewater	71
82	Marian (Wis.)	57
65	Wis.-La Crosse ■	49
77	Wis.-Superior	42
69	Wis.-Oshkosh ■	44
79	Edgewood ■	49
63	Wis.-La Crosse	62
58	Wis.-Platteville	73
64	Wis.-Stout	52
83	Wis.-Eau Claire ■	55
75	Wis.-Whitewater ■	64
83	Wis.-Superior ■	58
94	Wis.-River Falls ■	66
59	Wis.-Oshkosh	74
88	Wis.-Superior ■	68
65	Wis.-Oshkosh ■	59
87	Wis.-Whitewater ■	77
79	Lawrence ■	45
81	Puget Sound ■	63

61	Trinity (Tex.) ■	55
81	York (Pa.) †	58
73	Rochester †	49

Nickname: Pointers
 Colors: Purple & Gold
 Arena: Quandt Fieldhouse
 Capacity: 3,281; Year Built: 1969
 AD: Frank O'Brien
 SID: Jim Strick

WIS.-STOUT

Menomonie, WI 54751-0790

Coach: Ed Andrist, Wis.-Stout 1976

2004-05 RESULTS (13-11)

55	Colorado St.-Pueblo	63
68	Colorado Col. †	54
69	Concordia-St. Paul	72
83	Wis.-River Falls ■	43
74	Wis.-Whitewater	73
63	Wis.-La Crosse	60
52	Wis.-Stevens Point	75
70	Bethany Lutheran ■	46
79	St. Norbert	75
73	Macalester ■	40
67	Wis.-Superior ■	54
74	Wis.-Oshkosh	65
76	Wis.-Eau Claire ■	54
59	Wis.-Platteville	67
68	Upper Iowa	49
79	Wis.-River Falls	71
52	Wis.-Stevens Point ■	64
63	Wis.-Oshkosh ■	77
72	Wis.-Whitewater ■	76
78	Wis.-Superior	82
92	Wis.-Eau Claire	85
49	Wis.-La Crosse	62
51	Wis.-Platteville ■	56
78	Wis.-Whitewater	82

Nickname: Blue Devils
 Colors: Navy & White
 Arena: Johnson Fieldhouse
 Capacity: 1,800; Year Built: 1965
 AD: Steve Terry
 SID: Layne Pitt

WIS.-SUPERIOR

Superior, WI 54880-4500

Coach: Jeff Kaminsky,
 Grand Valley St. 1985

2004-05 RESULTS (14-12)

94	Finlandia ■	56
80	St. Scholastica ■	65
81	Northland ■	46
88	St. Lawrence †	84
72	Rochester	67
52	Wis.-Eau Claire ■	69
42	Wis.-Platteville	77
77	Illinois Tech	56
75	Wis.-Whitewater ■	81
64	St. Scholastica	55
80	Northland	58
80	Southwest Minn. St.	76
54	Wis.-Stout	67
61	Wis.-Oshkosh ■	71
68	Wis.-River Falls	73
42	Wis.-Stevens Point ■	77
63	Wis.-La Crosse ■	69
71	Wis.-Oshkosh	77
89	Wis.-Eau Claire	85
91	Wis.-Whitewater	85
74	Wis.-River Falls ■	65
64	Wis.-Platteville ■	74
82	Wis.-Stout ■	78
58	Wis.-Stevens Point	83
76	Wis.-La Crosse	69
68	Wis.-Stevens Point	88

Nickname: Yellowjackets
 Colors: Gold, Black, & White

Arena: Gates Fieldhouse
Capacity: 2,500; Year Built: 1966
AD: Steven E. Nelson
SID: Chris Vito

WIS.-WHITEWATER

Whitewater, WI 53190III

Coach: Pat Miller,
Wis.-Whitewater 1989

2004-05 RESULTS (19-9)

76 Otterbein †	61
83 Mt. St. Joseph	73
95 Wis. Lutheran ■	75
99 Central St. (Ohio) ■	79
60 Wis.-Oshkosh	68
73 Wis.-Stout ■	74
70 Wis.-Platteville ■	90
81 Wis.-Superior	75
93 Concordia (Mich.) †	61
68 Hope	66
72 Beloit	55
111 Carroll (Wis.) ■	84
71 Wis.-Stevens Point ■	63
73 Wis.-River Falls	68
76 Wis.-Eau Claire ■	77
75 Wis.-La Crosse	60
76 Wis.-River Falls ■	53
92 Wis.-Oshkosh ■	97
85 Wis.-Superior ■	91
75 Wis.-Eau Claire	59
76 Wis.-Stout	72
64 Wis.-Stevens Point	75
83 Wis.-La Crosse ■	58
75 Wis.-Platteville	84
100 Robert Morris-Chi. ■	63
82 Wis.-Stout ■	78
89 Wis.-Platteville	76
77 Wis.-Stevens Point	87

Nickname: Warhawks
Colors: Purple & White
Arena: Williams Center
Capacity: 3,000; Year Built: 1967
AD: Paul Plinske
SID: Tom Fick

WITTENBERG

Springfield, OH 45504III

Coach: Bill L. Brown, Wittenberg 1973

2004-05 RESULTS (25-4)

73 Whittier †	55
66 Washington-St. Louis	69
75 Capital	46
89 Urbana ■	65
83 Allegheny ■	54
77 Cedarville ■	68
79 Denison	89
67 Ohio Northern	62
77 Purdue-Calumet ■	47
54 Taylor (Ind.) ■	47
65 Otterbein	53
76 Kenyon	28
100 Oberlin ■	50
59 Wabash ■	40
69 Wooster	51
61 Ohio Wesleyan	49
78 Hiram	46
75 Earlham ■	48
87 Denison ■	49
56 Wabash	48
106 Hiram ■	60
78 Earlham	54
95 Wooster ■	102
65 Ohio Wesleyan ■	53
77 Allegheny	47
74 Allegheny ■	46
61 Wabash †	53
61 Wooster	59
68 John Carroll ■	75

Nickname: Tigers

Colors: Red & White
Arena: Health, PE & Rec Center
Capacity: 3,000; Year Built: 1982
AD: Garnett Purnell
SID: Ryan Maurer

WOFFORD

Spartanburg, SC 29303-3663I

Coach: Mike Young,
Emory & Henry 1986

2004-05 RESULTS (14-14)

64 Miami (Fla.)	67
90 Milligan ■	64
90 Bluefield Col. ■	66
67 Tennessee	73
81 Jacksonville St. ■	76
85 Auburn	78
99 Toccoa Falls ■	44
75 Appalachian St. ■	66
84 Charleston So.	65
89 Georgia	93
44 South Carolina	76
74 Erskine ■	36
44 UNC Greensboro	61
77 Col. of Charleston	81
64 Chattanooga ■	88
74 Citadel ■	76
75 Western Caro.	80
76 Ga. Southern	79
73 Citadel	63
68 East Tenn. St. ■	64
66 Davidson ■	70
58 Furman	75
75 Elon	63
87 Col. of Charleston ■	83
77 Furman	70
81 Ga. Southern ■	79
45 Davidson	61
58 Elon †	64

Nickname: Terriers
Colors: Old Gold & Black
Arena: Benjamin Johnson Arena
Capacity: 3,500; Year Built: 1981
AD: Richard Johnson
SID: Mark Cohen

WOOSTER

Wooster, OH 44691III

Coach: Steve Moore, Wittenberg 1974

2004-05 RESULTS (27-3)

82 Ohio Dominican ■	75
74 Ohio Northern ■	69
79 Mount Union †	69
83 Capital †	73
90 Denison ■	60
75 Ohio Wesleyan	67
80 Oberlin	43
74 Earlham	61
116 Westminster (Pa.)	79
79 Wash. & Jeff. ■	73
80 Transylvania ■	74
73 St. Francis (Ill.) †	39
69 Shenandoah †	63
92 Kenyon ■	49
51 Wittenberg ■	69
97 Hiram ■	70
73 Wabash	65
90 Allegheny ■	57
93 Earlham ■	66
70 Kenyon	50
76 Wabash ■	52
97 Allegheny	61
102 Wittenberg	95
91 Hiram	80
76 Ohio Wesleyan ■	62
95 Kenyon ■	56
84 Earlham ■	52
59 Wittenberg ■	61
94 Baldwin-Wallace ■	78
58 Albion	59

Nickname: Fighting Scots
Colors: Black & Old Gold
Arena: Timken Gymnasium
Capacity: 3,400; Year Built: 1968
AD: Keith D. Beckett
SID: Hugh Howard

WPI

Worcester, MA 01609III

Coach: Chris Bartley, Mass.-Lowell 1994

2004-05 RESULTS (24-4)

94 Nichols †	63
89 Worcester St.	85
97 Bridgewater St.	81
74 Lasell ■	54
83 Fitchburg St.	67
75 Connecticut Col. ■	56
72 Endicott ■	56
91 Framingham St. ■	67
94 Old Westbury	64
65 DeSales †	84
79 Clark (Mass.)	67
73 MIT	69
78 Springfield ■	72
74 Coast Guard ■	64
69 Wheaton (Mass.)	67
76 Clark (Mass.) ■	50
72 Babson	64
94 Mass.-Boston ■	69
94 Babson ■	69
71 MIT ■	53
75 Wheaton (Mass.) ■	68
61 Coast Guard	71
71 Springfield	88
84 Mount Ida ■	40
73 Clark (Mass.) ■	64
64 Wheaton (Mass.) ■	60
79 Western Conn. St. ■	77
80 York (Pa.) †	99

Nickname: Engineers
Colors: Crimson & Gray
Arena: Harrington Auditorium
Capacity: 3,000; Year Built: 1967
AD: Dana L. Harmon
SID: Steve Raczynski

WORCESTER ST.

Worcester, MA 01602-2597III

Coach: Dave Lindberg,
Worcester St. 1991

2004-05 RESULTS (14-10)

100 Becker ■	46
85 WPI ■	89
69 Mass.-Dartmouth	93
48 Clark (Mass.)	44
60 Amherst	96
76 Nichols ■	70
85 Mount Ida	67
54 Shenandoah †	86
75 Hobart †	63
73 Fitchburg St. ■	65
83 Eastern Nazarene	58
67 Westfield St.	78
68 Framingham St. ■	63
86 Mass. Liberal Arts ■	72
87 Bridgewater St.	98
81 Becker	33
65 Salem St. ■	70
79 Fitchburg St.	80
70 Westfield St. ■	61
69 Framingham St.	72
80 Anna Maria	48
71 Mass. Liberal Arts	52
80 Bridgewater St. ■	77
70 Salem St.	74

Nickname: Lancers
Colors: Royal Blue & Gold
Arena: Lancer Gymnasium
Capacity: 1,200; Year Built: 1953

AD: Susan E. Chapman
SID: John Meany

WRIGHT ST.

Dayton, OH 45435-0001I

Coach: Paul Biancardi, Salem St. 1985

2004-05 RESULTS (15-15)

72 Tulsa	66
66 Arizona	83
67 Brown ■	44
74 Toledo ■	64
54 Ball St.	61
59 Northeastern	53
54 Miami (Ohio) ■	59
70 Akron ■	81
42 Southern Ill.	54
72 Youngstown St. ■	51
59 Tex.-Pan American	77
70 Morgan St. ■	52
71 Wis.-Green Bay	73
73 Cleveland St. ■	57
63 Detroit ■	57
51 Loyola (Ill.)	65
66 Wis.-Milwaukee	71
59 Butler	54
72 Ill.-Chicago ■	61
53 Cleveland St.	67
70 Wis.-Milwaukee ■	79
57 Loyola (Ill.) ■	74
61 Butler	55
49 Detroit	71
71 Youngstown St.	64
72 Northern Ill. ■	66
68 Ill.-Chicago	81
94 Wis.-Green Bay ■	80
61 Butler	57
48 Detroit †	61

Nickname: Raiders
Colors: Green & Gold
Arena: Ervin J. Nutter Center
Capacity: 11,019; Year Built: 1990
AD: Michael J. Cusack
SID: Robert J. Noss

WYOMING

Laramie, WY 82071-3414I

Coach: Steve McClain,
Chadron St. 1984

2004-05 RESULTS (15-13)

77 Alcorn St. ■	63
64 Princeton ■	59
86 Texas-Arlington ■	79
70 Arizona	98
71 Montana St. †	70
57 Dayton	62
61 Kansas St. †	64
68 Creighton	64
49 Washington St. ■	47
88 San Diego ■	95
69 Southern Ill.	81
78 Denver ■	72
75 New Mexico	89
100 IPFW ■	59
49 Utah ■	74
83 Brigham Young ■	71
88 San Diego St.	81
67 UNLV	79
69 Colorado St. ■	56
67 Air Force ■	63
81 New Mexico ■	71
59 Brigham Young	58
62 Utah	71
66 UNLV	68
69 San Diego St. ■	65
94 Colorado St.	96
56 Air Force	61
63 UNLV †	70

Nickname: Cowboys
Colors: Brown & Gold

Arena: Arena-Auditorium
Capacity: 15,000; Year Built: 1982
AD: Gary Barta
SID: Tim Harkins

XAVIER

Cincinnati, OH 45207-7530I

Coach: Sean Miller, Pittsburgh 1992

2004-05 RESULTS (17-12)

69 Oakland ■	58
54 Miami (Ohio) ■	66
83 Miami (Fla.) ■	70
72 Creighton ■	73
69 Tennessee	71
74 Mississippi St. ■	80
69 Lehigh ■	63
80 IPFW ■	74
69 Marshall ■	46
72 Iowa St. ■	59
86 Massachusetts	90
73 Duquesne ■	52
74 Fordham	76
81 Richmond ■	57
54 Temple ■	69
66 George Washington	65
59 St. Joseph's	67
62 La Salle	50
77 Rhode Island ■	63
54 Cincinnati	65
83 Duquesne	72
67 St. Bonaventure ■	54
55 Dayton	59
81 George Washington ■	62
52 La Salle	53
73 Richmond	64
74 Dayton ■	65
83 La Salle ■	70
68 St. Joseph's ■	73

Nickname: Musketeers
Colors: Blue, Gray & White
Arena: Cintas Center
Capacity: 10,250; Year Built: 2000
AD: Dawn Rogers
SID: Tom Eiser

YALE

New Haven, CT 06520-8216I

Coach: James Jones, Albany (N.Y.) 1986

2004-05 RESULTS (11-16)

71 Radford †	72
92 Hartford †	80
72 Wake Forest	99
56 Massachusetts	70
74 Sacred Heart	64
65 Bucknell ■	73
60 Niagara	96
80 Boston College	82
74 Charlotte †	80

90 Santa Clara	84
60 Fairfield ■	57
65 American ■	69
68 St. Peter's ■	79
41 Penn	65
43 Princeton	58
77 Columbia	67
82 Cornell	87
66 Dartmouth ■	53
54 Harvard ■	53
56 Princeton	43
78 Penn ■	60
64 Brown ■	70
66 Harvard	82
52 Dartmouth	53
79 Cornell ■	63
81 Columbia ■	68
65 Brown	75

Nickname: Elis, Bulldogs
Colors: Yale Blue & White
Arena: John J. Lee Amphitheater
Capacity: 3,100; Year Built: 1932
AD: Thomas A. Beckett
SID: Tim Bennett

YESHIVA

New York, NY 10033-3201III

Coach: Jonathan Halpert, Yeshiva 1966

2004-05 RESULTS (14-11)

58 Gallaudet ■	62
64 Baruch	68
50 Stevens Institute	68
51 Manhattanville	62
74 Brooklyn ■	52
75 Mt. St. Mary (N.Y.) ■	69
69 Centenary (N.J.)	67
74 Lehman	64
57 Mt. St. Vincent ■	56
74 St. Joseph's (L.I.) ■	66
80 CCNY ■	60
85 Johnson & Wales (FL)	72
49 Palm Beach Atl.	55
57 Mt. St. Mary (N.Y.)	64
80 Centenary (N.J.) ■	72
64 Manhattanville ■	58
63 Farmingdale ■	67
53 Polytechnic (N.Y.) ■	37
41 Merchant Marine	44
67 Maritime (N.Y.)	51
64 Stevens Institute ■	37
42 Old Westbury ■	47
46 Mt. St. Vincent	81
54 Maritime (N.Y.) ■	48
70 Mt. St. Mary (N.Y.)	97

Nickname: Maccabees
Colors: Royal Blue & White
Arena: Max Stern Athletic Center
Capacity: 1,100; Year Built: 1985
AD: Joe Bednarsh
SID: Joe Bednarsh

YORK (N.Y.)

Jamaica, NY 11451III

Coach: Ronald St. John,
York (N.Y.) 1980

2004-05 RESULTS (11-15)

53 Oswego St. †	74
96 Paul Smith †	41
69 Mt. St. Vincent	70
72 Ramapo	96
59 Staten Island ■	75
83 Medgar Evers	62
72 City Tech	86
53 Kean ■	85
65 Merchant Marine ■	84
47 Wm. Paterson ■	78
64 N.C. Wesleyan ■	55
60 Merchant Marine †	62
58 Susquehanna †	66
72 Baruch	80
56 Lehman	59
59 Brooklyn ■	65
46 Mt. St. Mary (N.Y.) ■	44
69 CCNY ■	57
66 Hunter ■	54
72 Staten Island	69
57 Old Westbury ■	52
61 City Tech ■	73
79 Medgar Evers ■	58
48 John Jay	43
85 Brooklyn	81
49 Staten Island †	67

Nickname: Cardinals
Colors: Red & White
Arena: Health & P.E. Complex
Capacity: 1,200; Year Built: 1990
AD: Linda R. Barley
SID: Lisa Walters

YORK (PA.)

York, PA 17405-7199III

Coach: Jeff Gamber, Millersville 1968

2004-05 RESULTS (28-4)

123 Mt. Aloysius †	80
85 Albright	78
69 Gettysburg	62
86 Elmira ■	57
79 Methodist ■	59
72 Goucher	75
62 Elmira	56
99 Thiel ■	58
75 Salisbury ■	64
81 Juniata ■	55
76 Drew ■	54
80 Edgewood ■	77
81 Marymount (Va.)	71
82 St. Mary's (Md.)	66
79 Catholic ■	64
78 Mary Washington	79

78 Gallaudet ■	71
75 Salisbury	67
77 Goucher ■	64
80 Marymount (Va.) ■	56
67 Catholic	57
80 St. Mary's (Md.) ■	74
86 Gallaudet	82
78 Mary Washington ■	68
78 Gallaudet	65
89 Goucher ■	64
73 Catholic ■	62
90 Va. Wesleyan ■	80
99 WPI †	80
70 King's (Pa.) †	58
58 Wis.-Stevens Point †	81
84 Calvin †	98

Nickname: Spartans
Colors: Kelly Green & White
Arena: Wolf Gym
Capacity: 1,200; Year Built: 1964
AD: Sean Sullivan
SID: Scott Guise

YOUNGSTOWN ST.

Youngstown, OH 44555-0001I

Coach: John Robic, Denison 1986

2004-05 RESULTS (5-23)

70 Lack Haven ■	56
78 Slippery Rock ■	60
55 Boston U. ■	71
52 Missouri St.	88
55 Southeastern La. †	77
59 Bowling Green ■	81
78 Siena ■	79
51 Wright St.	72
76 Loyola (Ill.) ■	68
56 St. Francis (Pa.) ■	70
54 Duquesne	78
56 Ill.-Chicago ■	62
55 Wis.-Green Bay	78
62 Cleveland St.	78
42 Wis.-Milwaukee ■	65
59 IPFW	79
37 Butler	50
77 Cleveland St. ■	78
50 Loyola (Ill.)	71
59 Detroit ■	55
49 Wis.-Green Bay ■	78
65 Ill.-Chicago	71
67 Wis.-Milwaukee	90
64 Wright St. ■	71
74 Eastern Mich. ■	60
59 Butler ■	79
47 Detroit	62
75 Loyola (Ill.)	78

Nickname: Penguins
Colors: Red & White
Arena: Beeghly Center
Capacity: 6,500; Year Built: 1972
AD: Ron Strollo
SID: Trevor Parks

The NCAA salutes
360,000
student-athletes
participating in
23 sports
at 1,000
member institutions

